



Katalog : 8202019

**BULETIN  
STATISTIK PERDAGANGAN LUAR NEGERI**

**EKSPOR**

**MENURUT HARMONIZED SYSTEM  
OKTOBER 2020**



**BADAN PUSAT STATISTIK**



**BULETIN**

**STATISTIK PERDAGANGAN LUAR NEGERI**

# **EKSPOR**

**MENURUT HARMONIZED SYSTEM  
OKTOBER 2020**



# **Buletin Statistik Perdagangan Luar Negeri Ekspor Menurut HS, Oktober 2020**

**ISSN** : 2745-3987

**No. Publikasi**: 06110.2047

**Katalog**: 8202019

**Ukuran Buku**: -

**Jumlah Halaman**: vi + 239 halaman

**Naskah**:

**Subdirektorat Statistik Ekspor**

**Penyunting**:

**Subdirektorat Statistik Ekspor**

**Desain Kover oleh**:

**Subdirektorat Publikasi dan Kompilasi Statistik**

**Penerbit**:

**© BPS RI**

**Sumber Ilustrasi**: -

**Dilarang mengumumkan, mendistribusikan, mengkomunikasikan, dan/atau menggandakan sebagian atau seluruh isi buku ini untuk tujuan komersial tanpa izin tertulis dari Badan Pusat Statistik**

## KATA PENGANTAR

Buletin Statistik Perdagangan Luar Negeri Ekspor yang diterbitkan secara bulanan memuat data ekspor menurut 21 kelompok penggolongan barang, HS (*Harmonized System*) 2 digit, HS 8 digit, Negara Tujuan Ekspor, Provinsi, dan Pelabuhan Muat yang dirinci menurut Berat Bersih dan Nilai FOB. Buletin terbitan kali ini menyajikan data bulan Oktober 2020 serta kumulatif bulan Januari sampai Oktober 2020.

Buletin ini juga menyajikan gambaran singkat tentang perbandingan, pertumbuhan, dan peranan data ekspor menurut rincian di atas, serta data pokok yang cukup dominan atau yang mengalami perubahan signifikan. Diharapkan data ekspor ini dapat digunakan sebagai dasar evaluasi dan kajian perkembangan ekspor Indonesia.

Kepada para pengguna data, saran dan kritik yang bersifat konstruktif demi penyempurnaan publikasi ini, sangat diharapkan. Kiranya usaha BPS untuk meningkatkan pelayanan dan pemasyarakatan statistik (khususnya data Statistik Ekspor) dapat dilaksanakan secara baik dan berkesinambungan.

Jakarta, Desember 2020

Kepala Badan Pusat Statistik



**Dr. Suhariyanto**

## DAFTAR ISI

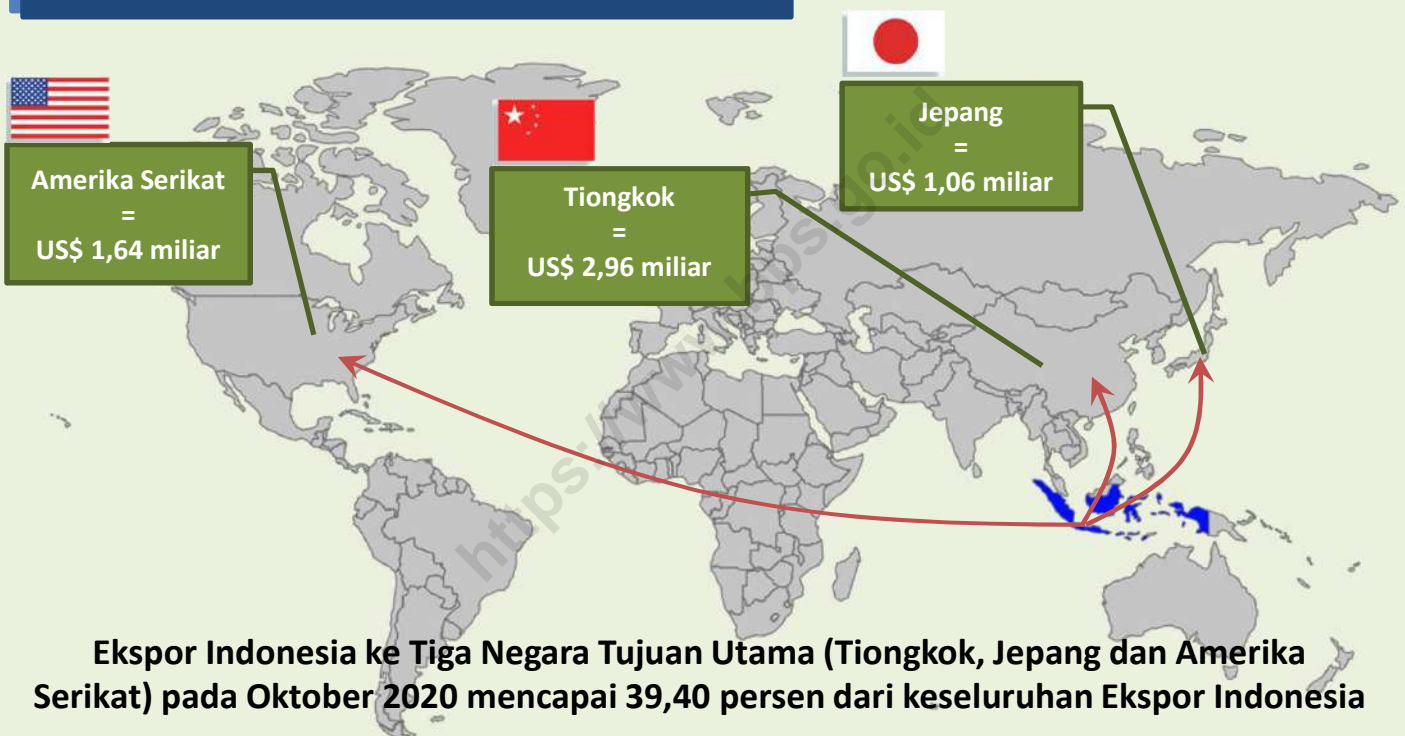
|   | Halaman / Page |
|---|----------------|
| Kata Pengantar .....  | iii            |
| Daftar Isi .....  | iv             |
| Penjelasan.....   | 1-3            |
| Ringkasan .....   | 4-10           |
| Tabel-Tabel   |                |
| Tabel      1. Ekspor Indonesia Menurut 21 Golongan Barang.....          | 11             |
| Tabel      2. Ekspor Indonesia Menurut Kode HS 2 digit .....            | 12-14          |
| Tabel      3. Ekspor Indonesia Menurut Komoditi (Kode HS 8 digit) ..... | 15-230         |
| Tabel      4. Ekspor Indonesia Menurut Negara Tujuan.....               | 231-234        |
| Tabel      5. Ekspor Indonesia Menurut Provinsi dan Pelabuhan Muat..    | 235-239        |

# EKSPOR INDONESIA MENURUT HARMONIZED SYSTEM

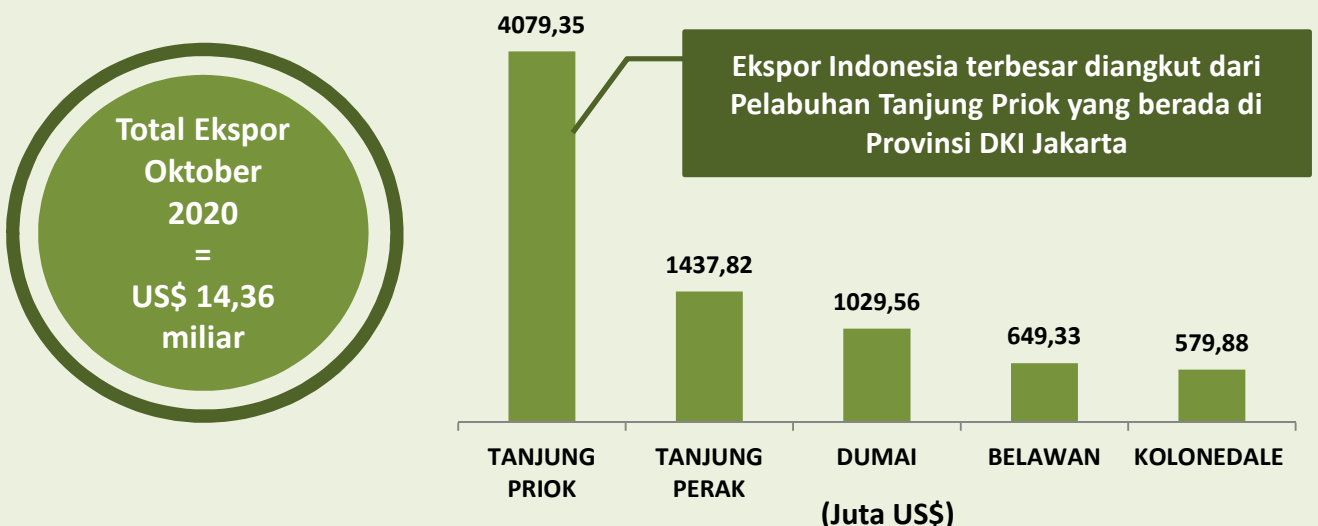
Oktober 2020



## EKSPOR KE BEBERAPA NEGARA UTAMA



## EKSPOR DARI BEBERAPA PELABUHAN UTAMA





## **PENJELASAN**

### **A. PENDAHULUAN**

Penyajian buku publikasi Buletin Statistik Perdagangan Luar Negeri Ekspor menurut HS Oktober 2020 terdiri dari :

- Bagian ulasan yang menjelaskan tentang ringkasan ekspor Indonesia dari sisi migas dan nonmigas, perkembangan nilai ekspor Indonesia (FOB), ekspor Indonesia menurut negara tujuan utama, ekspor golongan barang HS 2 digit utama, ekspor Indonesia menurut pelabuhan muat utama tiap provinsi.
- Bagian lampiran yang berisi Tabel 1. Ekspor Indonesia Menurut 21 Golongan Barang, Tabel 2. Ekspor Indonesia Menurut Kode HS 2 Digit, Tabel 3. Ekspor Indonesia Menurut Komoditi (Kode HS 8 Digit), Tabel 4. Ekspor Indonesia Menurut Negara Tujuan dan Tabel 5. Ekspor Indonesia Menurut Provinsi dan Pelabuhan Muat.

### **B. DAERAH PENCATATAN**

Daerah pencatatan statistik dalam publikasi ini meliputi seluruh wilayah Republik Indonesia.

### **C. SUMBER DATA**

Data Ekspor dikumpulkan berdasarkan dokumen ekspor atau Pemberitahuan Ekspor Barang (PEB) yang diisi oleh Eksportir dan telah diberikan ijin muat oleh Kantor Pelayanan Bea dan Cukai, selanjutnya dikirim ke Badan Pusat Statistik (BPS) dan Bank Indonesia (BI). Sejak tahun 2015, sumber data lainnya adalah catatan instansi lain, PT. POS Indonesia, dan survei ekspor perbatasan laut.



#### **D. SISTEM PERDAGANGAN**

Pencatatan Statistik Perdagangan Luar Negeri menggunakan sistem perdagangan umum (*General Trade*) dimana pencatatan dilakukan dari dokumen PEB dan non PEB yang dimuat dari pelabuhan di seluruh wilayah Indonesia termasuk kawasan berikat.

#### **E. RUANG LINGKUP**

Pencatatan Statistik Ekspor meliputi seluruh barang yang keluar dari wilayah Republik Indonesia, baik yang bersifat komersial maupun bukan komersial seperti bantuan barang kredit lunak, hadiah dan sebagainya.

- a. Ekspor kapal laut dan pesawat udara termasuk dalam statistik ekspor sedangkan ekspor bunker oil untuk kapal tidak tercatat dalam publikasi ini.
- b. Barang-barang yang diolah di luar negeri tetap dicatat sebagai ekspor, meskipun hasil olahan barang tersebut akan kembali masuk ke wilayah Indonesia.
- c. Barang-barang berikut ini tidak termasuk dalam statistik ekspor, yaitu : pakaian dan barang-barang perhiasan penumpang, barang-barang yang dikirim untuk perwakilan Indonesia di luar negeri, barang-barang untuk ekspedisi dan ekshibisi/pameran, pembungkus/peti kemas untuk diisi di luar negeri, uang dan surat-surat berharga, barang-barang contoh dan barang-barang yang dikirim ke luar negeri untuk diperbaiki.

#### **F. SISTEM PENGOLAHAN**

Data dalam publikasi ini mencakup dokumen-dokumen ekspor periode pencatatan Oktober 2020 yang diterima Badan Pusat Statistik, yang terdiri dari dokumen kepabeanan (PEB) dan dokumen dari sumber lainnya (non PEB).

## **G. KLASIFIKASI JENIS BARANG**

Penggolongan barang di dalam publikasi periode Oktober 2020 ini menggunakan Klasifikasi menurut Buku Tarif Kepabeanan Indonesia 2017 (BTKI-2017) yang didasarkan atas *Harmonized System* (HS) merupakan pembaruan dari BTKI tahun 2012. Versi yang terakhir ini mengalami perubahan yang relatif besar dibanding sistem pengkodean versi sebelumnya yaitu penggolongan barang dari 10 digit menjadi 8 digit serta perubahan pada penggolongan/pengelompokan barang maupun pendefinisianya.

## **H. PERIODE REFERENSI**

Periode penentuan ekspor adalah tanggal diberikannya izin muat barang tersebut oleh pejabat Kantor Pelayanan Bea dan Cukai setelah diadakan pemeriksaan seperlunya.

## **I. NILAI BARANG**

Nilai barang yang dicatat untuk Statistik Ekspor adalah nilai FOB (dolar AS).

## **J. SATUAN BARANG**

Sejak tahun 1975 ekspor disajikan dalam berat bersih (kg).

## **K. NEGARA TUJUAN**

Yang dimaksud dengan negara tujuan adalah negara tujuan akhir (*last known destination*) yang diketahui dimana barang tersebut akan dikonsumsi atau diperdagangkan.

## **L. PELABUHAN MUAT**

Yang dimaksud dengan pelabuhan muat ekspor adalah pelabuhan muat dimana surat izin muat ekspor tersebut dikeluarkan.

## RINGKASAN

Ekspor Indonesia pada bulan Oktober 2020 mencapai nilai US\$14.362,2 juta dengan volume 47.217,7 ribu ton, yang terdiri dari US\$613,4 juta hasil ekspor minyak dan gas (migas) dan US\$13.748,9 juta hasil ekspor komoditi nonmigas.

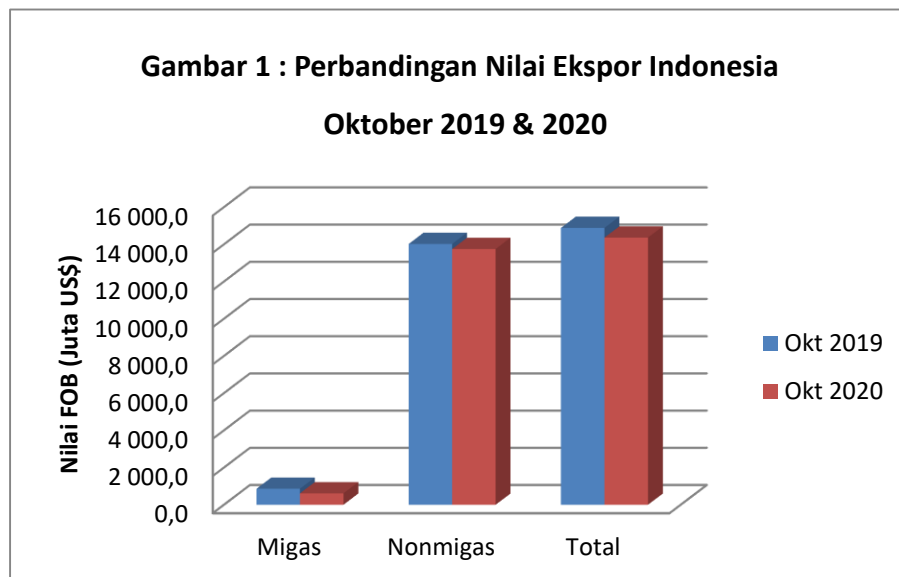
Dibandingkan periode yang sama tahun 2019, nilai ekspor turun US\$519,2 juta, karena adanya penurunan ekspor dari kelompok migas sebesar US\$246,6 juta atau turun 28,67 persen dibanding nilai ekspor Oktober 2019. Demikian pula dengan ekspor nonmigas yang mengalami penurunan sebesar US\$272,6 juta.

Dengan demikian, dapat dilihat bahwa penerimaan dari sektor migas menunjukkan penurunan. Hal ini sejalan

dengan kebijakan pemerintah yang mengutamakan produksi migas yang ada untuk memenuhi kebutuhan dalam negeri dibanding ekspor. Adapun ekspor nonmigas, mengalami penurunan kinerja dibandingkan nilai ekspor nonmigas dengan periode yang sama pada tahun 2019.

Penurunan pada ekspor migas diakibatkan karena menurunnya seluruh komponen migas, yaitu minyak mentah, hasil minyak, dan gas.

Harga minyak mentah Indonesia pada bulan Oktober 2020 sebesar US\$38,07 per barelnya, turun sebesar US\$21,75 per barel dibandingkan bulan Oktober 2019.

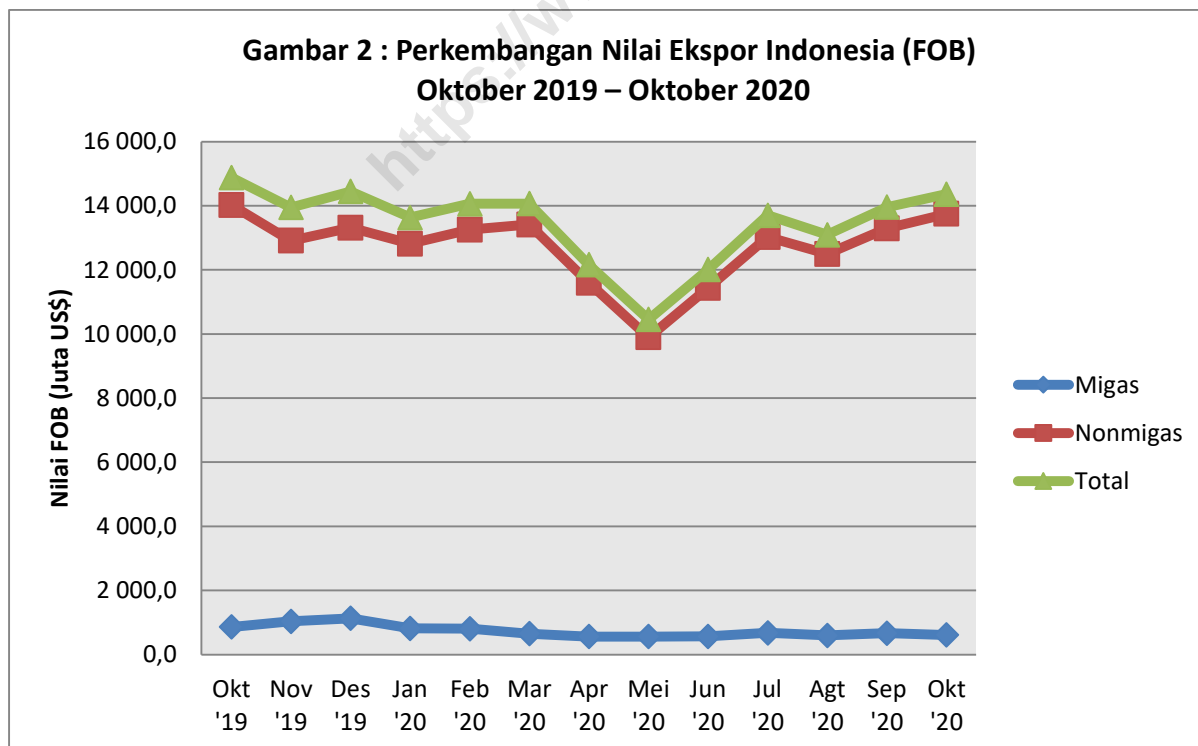


Sumber : dokumen PEB, non PEB, diolah

Pada Gambar 1 ditampilkan perbandingan nilai ekspor periode Oktober 2019 dan 2020. Sedangkan trend perkembangannya dari bulan Oktober 2019 sampai dengan Oktober 2020 disajikan pada Gambar 2. Nilai ekspor kelompok migas pada Oktober 2019 senilai US\$860,0 juta yang terdiri dari minyak mentah, hasil minyak dan gas masing-masing senilai US\$115,6 juta, US\$171,4 juta dan US\$573,0 juta. Sedangkan pada Oktober 2020 untuk kelompok migas secara keseluruhan memberikan sumbangan nilai ekspor sebesar US\$613,4 juta atau mengalami penurunan sebesar US\$246,6 juta dibandingkan dengan

periode yang sama tahun 2019 dengan rincian, minyak mentah US\$96,9 hasil minyak US\$113,7 juta dan gas US\$402,7 juta.

Nilai ekspor untuk kelompok nonmigas yang terdiri dari hasil pertanian, hasil industri pengolahan serta hasil tambang dan lainnya pada bulan Oktober 2019 masing-masing US\$339,5 juta, US\$11.350,3 juta, dan US\$ 2.331,8 juta. Sementara itu pada periode Oktober 2020 masing-masing mencapai US\$420,2 juta, US\$11.770,5 juta, dan US\$1.558,2 juta.



Sumber : dokumen PEB, non PEB, diolah

Nilai ekspor Indonesia Oktober 2020 mencapai US\$14,36 miliar atau naik sebesar 2,87 persen dibanding ekspor September 2020, dan turun sebesar 3,49 persen dibanding ekspor Oktober 2019.

Ekspor nonmigas Oktober 2020 mencapai US\$13,75 miliar atau naik sebesar 3,44 persen dibanding nilai ekspor nonmigas September 2020, dan turun 1,94 persen dibanding ekspor nonmigas Oktober 2019.

Dipandang dari negara tujuan ekspor utama (Tabel A) ekspor ke Tiongkok Oktober 2020 mencapai angka terbesar yaitu US\$2,96 miliar, disusul Amerika Serikat US\$1,64 miliar dan Jepang US\$1,06 miliar, dengan kontribusi ketiganya mencapai 39,40 persen. Untuk negara utama, peningkatan terjadi pada ekspor ke Amerika Serikat dengan peningkatan US\$102,7 juta, Tiongkok dengan peningkatan sebesar US\$48,7 juta, dan Italia dengan peningkatan sebesar US\$1,3 juta. Untuk ekspor ke Uni Eropa (27 negara) sebesar US\$1,15 miliar, menunjukkan penurunan ekspor dibandingkan dengan nilai ekspor pada periode yang sama tahun 2019.

Dari Tabel A juga terlihat adanya penurunan nilai pada negara tujuan utama, terbesar antara lain Singapura dengan persentase penurunan 25,32 persen, Jepang dengan persentase penurunan 19,36 persen

dan Thailand dengan persentase penurunan 24,45 persen.

Pada Tabel B ekspor golongan barang HS 2 digit utama terlihat bahwa sebagian nilai ekspor mengalami peningkatan. Peningkatan terbesar terjadi pada lemak & minyak hewan/nabati sebesar US\$393,6 juta yang merupakan komoditi ekspor terbesar ke-2 pada Oktober 2020 dan 2019.

Sedangkan penurunan terbesar ekspor golongan barang HS 2 digit utama Oktober 2020 terjadi pada bahan bakar mineral sebesar US\$917,4 juta yang merupakan komoditi ekspor terbesar pertama pada Oktober 2020 dan 2019.

Menurut sektor, ekspor hasil industri pengolahan Oktober 2020 naik sebesar 3,70 persen dibanding ekspor hasil industri pengolahan periode yang sama tahun 2019, ekspor hasil tambang & lainnya turun sebesar 33,18 persen, sedangkan ekspor hasil pertanian naik sebesar 23,77 persen.

Berdasarkan Tabel C total ekspor Indonesia menurut provinsi pelabuhan muat, ekspor Indonesia terbesar pada Oktober 2020 berasal dari DKI (daerah khusus ibukota) Jakarta dengan nilai US\$4,90 miliar (34,10 persen), diikuti Jawa Timur sebesar US\$1,59 miliar (11,04 persen) dan Riau sebesar US\$1,32 miliar (9,20 persen).

**Tabel A. Total Ekspor Indonesia Menurut Negara Tujuan Utama  
Oktober 2019 dan Oktober 2020**

| Negara Tujuan                       | Nilai FOB (Juta US\$) |                 |                  |                  | Perubahan<br>Okt'20 thd<br>Okt'19<br>(Juta US\$) |
|-------------------------------------|-----------------------|-----------------|------------------|------------------|--|
|                                     | Okt<br>2019           | Okt<br>2020     | Jan-Okt<br>2019  | Jan-Okt<br>2020  |  |
| (1)                                 | (2)                   | (3)             | (4)              | (5)              | (6)  |
| <b>ASEAN</b>                        | <b>3 733,0</b>        | <b>3 282,7</b>  | <b>34 736,7</b>  | <b>29 545,4</b>  | <b>-450,2</b>                                    |
| 1 Singapura                         | 1 080,7               | 807,0           | 10 916,2         | 9 096,4          | -273,7   |
| 2 Malaysia                          | 835,0                 | 716,4           | 7 243,2          | 6 231,9          | -118,6   |
| 3 Thailand                          | 572,1                 | 432,3           | 5 357,3          | 4 109,4          | -139,9   |
| <b>Asean Lainnya</b>                | <b>1 245,1</b>        | <b>1 327,1</b>  | <b>11 220,0</b>  | <b>10 107,7</b>  | <b>81,9</b>                                      |
| <b>UNI EROPA</b>                    | <b>1 222,0</b>        | <b>1 150,6</b>  | <b>12 177,4</b>  | <b>10 720,0</b>  | <b>-71,4</b>                                     |
| 4 Jerman                            | 217,0                 | 200,4           | 2 012,3          | 1 957,6          | -16,7  |
| 5 Belanda                           | 248,1                 | 237,6           | 2 649,3          | 2 506,4          | -10,5  |
| 6 Italia                            | 15,6                  | 16,9            | 180,1            | 178,0            | 1,3  |
| <b>Uni Eropa Lainnya</b>            | <b>741,3</b>          | <b>695,8</b>    | <b>7 335,7</b>   | <b>6 077,9</b>   | <b>-45,4</b>                                     |
| <b>NEGARA UTAMA LAINNYA</b>         | <b>7 913,3</b>        | <b>7 683,0</b>  | <b>71 961,9</b>  | <b>69 708,3</b>  | <b>-230,3</b>                                    |
| 7 Tiongkok                          | 2 909,2               | 2 957,8         | 22 776,0         | 24 766,9         | 48,7   |
| 8 Jepang                            | 1 319,1               | 1 063,7         | 13 371,9         | 11 053,0         | -255,4   |
| 9 Amerika Serikat                   | 1 533,8               | 1 636,5         | 14 695,4         | 15 145,3         | 102,7  |
| 10 India                            | 1 009,0               | 909,2           | 9 621,4          | 8 104,7          | -99,8  |
| 11 Australia                        | 217,4                 | 206,5           | 1 971,5          | 2 017,3          | -10,8  |
| 12 Korea Selatan                    | 539,0                 | 532,3           | 6 067,7          | 5 254,4          | -6,7   |
| 13 Taiwan                           | 385,9                 | 377,0           | 3 457,9          | 3 366,7          | -8,9   |
| <b>Total 13 Negara Tujuan Utama</b> | <b>10 881,8</b>       | <b>10 093,5</b> | <b>100 320,2</b> | <b>93 788,0</b>  | <b>-788,3</b>                                    |
| <b>Lainnya</b>                      | <b>3 999,6</b>        | <b>4 268,7</b>  | <b>38 989,4</b>  | <b>37 720,8</b>  | <b>269,1</b>                                     |
| <b>Total Ekspor Indonesia</b>       | <b>14 881,5</b>       | <b>14 362,2</b> | <b>139 309,7</b> | <b>131 508,9</b> | <b>-519,2</b>                                    |

Sumber : dokumen PEB, non PEB, diolah

Pada Tabel 1 disajikan ekspor menurut 21 golongan barang HS. Disini terlihat bahwa perolehan devisa terbesar pada bulan Oktober 2020 dari kelompok golongan barang V (Produk mineral) dengan nilai US\$2.278,8 juta atau sekitar 15,87 persen dari total ekspor, kelompok golongan barang III (Lemak, Minyak, Malam Nabati/Hewani) dengan nilai US\$1.902,7 juta atau sekitar 13,25 persen, serta kelompok golongan barang XV (Logam tidak mulia dan barang daripadanya) senilai US\$1.569,3 juta atau sekitar 10,93 persen.

Dibandingkan periode yang sama tahun sebelumnya, produk mineral mengalami penurunan 31,20 persen; sedangkan dengan lemak, minyak, malam nabati/hewani mengalami peningkatan sebesar 26,08 persen dan logam tidak mulia dan barang daripadanya naik sebesar 19,68 persen.

Pada Tabel 2 disajikan ekspor menurut HS 2 digit. Nilai ekspor yang mengalami pertumbuhan positif terbesar untuk bulan Oktober 2020 dibandingkan dengan nilai ekspor Oktober 2019 antara lain HS 93 (*arms & ammunition*) dengan tingkat pertumbuhan 1.981,70 persen dengan nilai ekspor US\$37.056. Kemudian HS 91 (*Clocks & watches, parts thereof*) dengan besar tingkat pertumbuhan mencapai 73,46 persen

dan memiliki nilai ekspor mencapai US\$3,1 juta, selanjutnya HS 79 (*zinc & articles thereof*) yang memiliki tingkat pertumbuhan 70,72 persen dengan nilai ekspor US\$2,3 juta. Kemudian peningkatan terjadi pada HS 20 (*preparations of vegetables, fruits, nuts or other part of plants*) dengan tingkat pertumbuhannya sebesar 67,60 persen dan nilai ekspor mencapai US\$40,6 juta, serta HS 07 (*edible vegetables and certain roots and tubers*) dengan tingkat pertumbuhan mencapai 67,11 persen dengan nilai ekspor mencapai US\$20,5 juta.

Adapun jenis barang yang mengalami penurunan antara lain HS 51 (*Wool, fine or coarse animal hair*) dengan penurunan ekspor 95,45 persen dengan nilai ekspor US\$9.066, kemudian HS 88 (*aircraft, spacecraft, and parts thereof*) yang mengalami penurunan mencapai 92,78 persen dengan total nilai ekspor mencapai US\$3,8 juta. Selanjutnya 99 (*Postal packages, parcels, and returned goods*) dengan penurunan ekspor 90,79 persen dengan nilai ekspor US\$1,8 juta, diikuti HS 50 (*silk*) yang mengalami penurunan ekspor 88,30 persen dengan nilai ekspor sebesar US\$25.670, dan HS 86 (*Railway & tramway locomotive*) yang mengalami penurunan ekspor 84,05 persen dengan nilai ekspor sebesar US\$1,6 juta.

**Tabel B. Total Ekspor Golongan Barang HS2 Digit Utama  
Oktober 2019 dan Oktober 2020**

| Golongan Barang (HS)                    | Nilai FOB (Juta US\$) |                 |                  |                  | Perubahan<br>Okt'20<br>thd Okt'19<br>(Juta US\$) |
|---|-----------------------|-----------------|------------------|------------------|--|
|   | Okt<br>2019           | Okt<br>2020     | Jan-Okt<br>2019  | Jan-Okt<br>2020  |  |
| (1)                                     | (2)                   | (3)             | (4)              | (5)              | (6)  |
| 1 Bahan bakar mineral (27)              | 2 765,9               | 1 848,6         | 28 417,6         | 20 563,9         | -917,4   |
| 2 Lemak & minyak hewan/nabati (15)      | 1 509,2               | 1 902,7         | 13 931,1         | 15 752,8         | 393,6  |
| 3 Besi dan Baja (72)                    | 791,6                 | 1 068,9         | 6 142,4          | 8 362,0          | 277,3  |
| 4 Logam mulia, perhiasan/permata (71)   | 542,7                 | 587,3           | 5 803,9          | 7 551,8          | 44,7   |
| 5 Mesin/peralatan listrik (85)          | 798,5                 | 904,2           | 7 548,3          | 7 390,2          | 105,7  |
| 6 Kendaraan dan Bagiannya (87)          | 823,5                 | 693,9           | 6 913,2          | 5 127,6          | -129,6   |
| 7 Karet dan Barang dari karet (40)      | 501,2                 | 555,4           | 5 123,0          | 4 570,8          | 54,2   |
| 8 Mesin-mesin/Pesawat Mekanik (84)      | 523,4                 | 436,4           | 4 642,8          | 4 165,3          | -87,0  |
| 9 Alas kaki (64)                        | 410,6                 | 404,8           | 3 660,8          | 3 902,0          | -5,8   |
| 10 Kertas, karton & barang darinya (48) | 365,1                 | 373,0           | 3 691,2          | 3 544,3          | 7,9  |
| <b>Total 10 Golongan Barang</b>         | <b>9 031,6</b>        | <b>8 775,2</b>  | <b>85 874,4</b>  | <b>80 930,8</b>  | <b>-256,4</b>                                    |
| <b>Lainnya</b>                          | <b>5 849,8</b>        | <b>5 587,0</b>  | <b>53 435,3</b>  | <b>50 578,0</b>  | <b>-262,8</b>                                    |
| <b>Total Ekspor Indonesia</b>           | <b>14 881,5</b>       | <b>14 362,2</b> | <b>139 309,7</b> | <b>131 508,9</b> | <b>-519,2</b>                                    |

Sumber : dokumen PEB, non PEB, diolah



**Tabel C. Total Ekspor Indonesia Menurut Pelabuhan Muat Utama Tiap Provinsi  
Bulan Oktober 2020 (Juta US\$)**

| Provinsi                      | Nilai Fob<br>(Juta US\$) | Pelabuhan Muat               | Nilai Fob<br>(Juta US\$) |
|-------------------------------|--------------------------|------------------------------|--------------------------|
| (1)                           | (2)                      | (3)                          | (4)                      |
| ACEH                          | 9,3                      | MEULABOH                     | 9,1                      |
| SUMATERA UTARA                | 770,9                    | BELAWAN                      | 649,3                    |
| SUMATERA BARAT                | 130,1                    | PADANG/TL.BAYUR              | 130,1                    |
| RIAU                          | 1 321,8                  | DUMAI                        | 1 029,6                  |
| JAMBI                         | 77,3                     | JAMBI                        | 49,3                     |
| SUMATERA SELATAN              | 264,2                    | MUSI RIVER/BOOM BARU         | 249,5                    |
| BENGGULU                      | 5,8                      | PULAU BAAI                   | 5,8                      |
| LAMPUNG                       | 274,4                    | PANJANG                      | 174,1                    |
| KEPULAUAN BANGKA BELITUNG     | 88,6                     | PANGKAL BALAM                | 27,2                     |
| KEPULAUAN RIAU                | 1 007,3                  | BATU AMPAR                   | 460,5                    |
| DKI JAKARTA                   | 4 897,5                  | TANJUNG PRIOK                | 4 079,3                  |
| JAWA BARAT                    | 9,7                      | BALONGAN                     | 9,7                      |
| JAWA TENGAH                   | 572,2                    | TANJUNG EMAS                 | 536,7                    |
| DI YOGYAKARTA                 | 0,0                      | ADI SUCIPTO (U)              | 0,0                      |
| JAWA TIMUR                    | 1 585,0                  | TANJUNG PERAK                | 1 437,8                  |
| BANTEN                        | 114,1                    | TANJUNG LENENG               | 30,6                     |
| BALI                          | 3,7                      | NGURAH RAI (U)               | 3,7                      |
| NUSA TENGGARA BARAT           | 131,0                    | BENETE                       | 131,0                    |
| NUSA TENGGARA TIMUR           | 1,6                      | ATAPUPU                      | 1,6                      |
| KALIMANTAN BARAT              | 114,3                    | KENDAWANGAN                  | 43,7                     |
| KALIMANTAN TENGAH             | 36,2                     | KUMAI                        | 30,4                     |
| KALIMANTAN SELATAN            | 369,2                    | BANJARMASIN                  | 200,4                    |
| KALIMANTAN TIMUR              | 918,1                    | SAMARINDA                    | 239,6                    |
| KALIMANTAN UTARA              | 68,3                     | LINGKAS TARAKAN              | 56,6                     |
| SULAWESI UTARA                | 29,6                     | BITUNG                       | 18,4                     |
| SULAWESI TENGAH               | 680,0                    | KOLONEDALE                   | 579,9                    |
| SULAWESI SELATAN              | 119,1                    | BALANTANG/MALILI             | -                        |
| SULAWESI TENGGARA             | 274,6                    | KENDARI                      | 273,1                    |
| GORONTALO                     | 2,0                      | GORONTALO                    | 2,0                      |
| SULAWESI BARAT                | 0,0                      | MAMUJU                       | 0,0                      |
| MALUKU                        | 0,0                      | BULA                         | 0,0                      |
| MALUKU UTARA                  | 121,2                    | OBISLAND                     | 117,9                    |
| PAPUA BARAT                   | 152,2                    | BINTUNI, IRIAN JAYA          | 151,9                    |
| PAPUA                         | 212,7                    | AMAMAPARE                    | 203,7                    |
| <b>Total Ekspor Indonesia</b> | <b>14 362,2</b>          | <b>Total Pelabuhan Utama</b> | <b>10 932,5</b>          |

Sumber : dokumen PEB, non PEB, diolah

Tabel 1. Ekspor Indonesia menurut 21 Golongan Barang

Oktober 2020

| Golongan | Uraian golongan barang  | Berat bersih (Kg)     |                        | Nilai F.O.B. ( U S \$ ) |                        |
|----------|---|-----------------------|------------------------|-------------------------|------------------------|
|          |   | Bulan ini             | Kumulatif              | Bulan ini               | Kumulatif              |
| (1)      | (2)   | (3)                   | (4)                    | (5)                     | (6)                    |
| I        | Binatang Hidup; Produk Hewani   | 95 856 585            | 769 820 272            | 448 342 124             | 3 414 655 524          |
| II       | Produk Nabati   | 486 167 784           | 4 845 251 658          | 352 051 665             | 2 946 472 541          |
| III      | Lemak, Minyak, Malam Nabati/hewani                                    | 2 659 692 331         | 24 300 326 238         | 1 902 716 212           | 15 752 789 813         |
| IV       | Olahan Makanan, minuman, Minuman Keras, Tembakau                      | 835 999 758           | 7 380 788 377          | 750 412 044             | 6 450 377 996          |
| V        | Produk Mineral  | 38 156 651 992        | 387 514 064 287        | 2 278 813 155           | 23 018 476 065         |
| VI       | Produk Industri Kimia atau Produk Industri Terkait                    | 1 298 628 900         | 12 407 985 686         | 882 739 188             | 8 649 227 204          |
| VII      | Plastik, Karet, dan Barang-barang Daripadanya                         | 509 035 544           | 4 310 082 441          | 804 156 278             | 6 745 092 651          |
| VIII     | Kulit, Kulit Samak dan Barang Daripadanya                             | 2 725 318             | 30 269 480             | 53 966 947              | 591 704 562            |
| IX       | Kayu dan Barang dari Kayu, Barang Anyaman, dll                        | 497 516 909           | 4 435 760 927          | 341 884 496             | 3 192 119 374          |
| X        | Pulp, Kertas dan Barang Daripadanya                                   | 1 130 155 397         | 10 479 236 955         | 593 453 530             | 5 695 095 914          |
| XI       | Tekstil dan Barang Tekstil  | 184 067 867           | 1 717 179 180          | 830 186 492             | 8 782 043 582          |
| XII      | Alas Kaki, Payung, Bunga Tiruan, dll                                  | 21 848 236            | 206 205 658            | 445 872 765             | 4 270 856 977          |
| XIII     | Barang dari Batu, Semen, Mika, Keramik, Kaca, dll                     | 103 211 230           | 1 018 394 571          | 64 357 366              | 555 889 646            |
| XIV      | Mutiara, Batu Mulia/Semi Mulia, Logam Mulia/Semi Mulia, dll           | 213 518               | 2 202 520              | 587 309 705             | 7 551 841 250          |
| XV       | Logam Tidak Mulia dan Barang Daripadanya                              | 973 656 724           | 8 147 564 319          | 1 569 296 347           | 13 292 828 458         |
| XVI      | Mesin dan Perlengkapan Elektris, serta Aksesoris dari Barang Tersebut | 98 981 163            | 869 293 535            | 1 340 633 028           | 11 555 506 945         |
| XVII     | Kendaraan, Pesawat Terbang, Kapal dll                                 | 79 270 617            | 707 641 715            | 700 989 213             | 5 396 386 909          |
| XVIII    | Alat Optis, Fotografi, Musik, Jam dll                                 | 7 475 961             | 62 840 857             | 121 618 817             | 994 906 165            |
| XIX      | Senjata dan Amunisi; Bagian dan Aksesorisnya                          | 74                    | 7 100                  | 37 056                  | 271 066                |
| XX       | Bermacam-macam Barang Hasil Pabrik                                    | 76 370 360            | 660 830 413            | 291 179 809             | 2 601 026 167          |
| XXI      | Karya Seni, Barang Kolektor dan Barang Antik                          | 153 183               | 2 096 992              | 2 226 395               | 51 289 404             |
|          | <b>Total Ekspor</b>   | <b>47 217 679 455</b> | <b>469 867 843 182</b> | <b>14 362 242 633</b>   | <b>131 508 858 211</b> |

Sumber : dokumen PEB dan non PEB, diolah

Tabel 2. Ekspor Indonesia menurut kode HS 2 digit

Oktober 2020

| HS  | Uraian golongan barang   | Berat bersih (Kg) |                 | Nilai F.O.B. ( U S \$ ) |                |
|-----|--|-------------------|-----------------|-------------------------|----------------|
|     |  | Bulan ini         | Kumulatif       | Bulan ini               | Kumulatif      |
| (1) | (2)  | (3)               | (4)             | (5)                     | (6)            |
| 01  | Live animals   | 3 036 972         | 28 058 867      | 7 800 313               | 67 190 735     |
| 02  | Meat and edible meat offal   | 235 832           | 1 948 545       | 1 410 737               | 12 438 131     |
| 03  | Fish and crustaceans, Molluscs and other aquatic invertebrates   | 85 972 008        | 695 659 534     | 364 108 529             | 2 880 710 067  |
| 04  | Dairy products, bird's eggs; natural honey, edible products of animal  | 4 037 121         | 28 534 075      | 72 059 185              | 437 957 802    |
| 05  | Products of animal origin, not elsewhere specified or included   | 2 574 653         | 15 619 251      | 2 963 359               | 16 358 790     |
| 06  | Live trees and other plants; bulbs, roots and the like; cut flowers and ornamental foliage   | 722 256           | 4 984 096       | 1 989 018               | 15 025 416     |
| 07  | Edible vegetables and certain roots and tubers   | 26 342 708        | 149 134 820     | 20 486 742              | 140 902 801    |
| 08  | Edible fruits and nuts; peel of citrus fruit or melons   | 157 913 224       | 1 145 719 892   | 88 385 764              | 742 159 387    |
| 09  | Coffee, tea, mate, and spices  | 66 882 480        | 484 005 870     | 175 187 122             | 1 357 930 163  |
| 10  | Cereals  | 202 875           | 64 259 927      | 184 923                 | 17 076 013     |
| 11  | Products of the milling industry; malt, starches; inulin; wheat gluten   | 17 057 062        | 129 395 322     | 7 998 752               | 59 152 578     |
| 12  | Oil seeds and oleaginous fruits; miscellaneous grains, seed, and fruits; industrial or medical plants; straw and fodder                                  | 26 721 300        | 287 090 635     | 27 215 157              | 245 617 531    |
| 13  | Lac; gums; resins and other vegetable saps and extracts  | 5 271 805         | 51 148 153      | 10 696 283              | 121 331 784    |
| 14  | Vegetable plaiting materials; vegetable products not elsewhere   | 185 054 074       | 2 529 512 942   | 19 907 905              | 247 276 869    |
| 15  | Animal or vegetable fats and oils and their cleavage products; prepared edible fats; animal or vegetable waxes   | 2 659 692 331     | 24 300 326 238  | 1 902 716 212           | 15 752 789 813 |
| 16  | Preparations of meat/fish/crustaceans/molluscs or other aquatic  | 16 186 018        | 160 447 004     | 120 652 376             | 1 085 733 330  |
| 17  | Sugar and sugar confectionery  | 55 557 495        | 456 258 013     | 29 379 023              | 246 615 032    |
| 18  | Cocoa and cocoa preparations   | 34 122 534        | 492 505 667     | 114 359 677             | 1 031 607 791  |
| 19  | Preparations of cereals, flour, starch or milk; pastrycooks' products  | 48 960 728        | 446 813 202     | 108 967 660             | 928 332 609    |
| 20  | Preparations of vegetables, fruits, nuts or other part of plants   | 28 253 730        | 195 160 530     | 40 645 075              | 263 607 464    |
| 21  | Miscellaneous edible preparations  | 52 057 295        | 455 087 689     | 118 475 818             | 1 056 681 429  |
| 22  | Beverages, spirit, and vinegar   | 21 475 527        | 185 744 108     | 14 440 728              | 105 404 814    |
| 23  | Residues and waste from the food industries; prepared animal   | 566 874 362       | 4 876 661 283   | 95 718 937              | 786 740 378    |
| 24  | Tobacco and manufactured tobacco substitutes   | 12 512 068        | 112 110 880     | 107 772 751             | 945 655 148    |
| 25  | Salts; sulphur; earths and stone; plastering materials, lime and   | 1 931 338 602     | 13 563 656 723  | 41 322 823              | 325 727 272    |
| 26  | Ores, slag, and ash  | 1 777 627 381     | 21 066 185 144  | 388 921 228             | 2 128 821 197  |
| 27  | Mineral fuels, mineral oils and products of their distillation; bituminous substances; mineral waxes   | 34 447 686 009    | 352 884 222 420 | 1 848 569 103           | 20 563 927 597 |
| 28  | Inorganic chemicals; organic or inorganic compounds of precious  | 346 564 477       | 2 578 235 368   | 93 293 651              | 707 296 988    |
| 29  | Organic chemicals  | 275 565 958       | 2 627 987 276   | 204 015 440             | 1 940 178 946  |
| 30  | Pharmaceutical products  | 2 184 217         | 20 272 087      | 45 913 276              | 498 023 019    |
| 31  | Fertilizers  | 65 215 791        | 2 282 449 162   | 17 087 767              | 564 821 929    |
| 32  | Tanning or dyeing extracts, tannins and their derivatives; dyes, pigments and other colouring matter; paints and varnishes; putty and other mastics; ink | 9 822 247         | 95 405 997      | 32 303 397              | 331 336 851    |
| 33  | Essential oils and resinoids; perfumery, cosmetic or toilet preparatio   | 9 021 930         | 84 682 731      | 69 053 729              | 655 996 451    |
| 34  | Soap, organic surface-active agents, washing, and lubricating  | 198 032 316       | 1 069 315 472   | 91 593 897              | 894 613 893    |
| 35  | Albuminoidal substances; modified starches; glues; enzymes   | 1 917 338         | 18 915 281      | 4 615 537               | 47 868 747     |
| 36  | Explosives; pyrotechnic products; matches; pyrophonic alloys; certain combustible preparations   | 360 104           | 5 430 880       | 433 728                 | 7 568 345      |
| 37  | Photographic and cinematographic goods   | 12 198            | 72 058          | 226 429                 | 1 326 728      |
| 38  | Miscellaneous chemical products  | 389 932 323       | 3 625 219 375   | 324 202 337             | 3 000 195 307  |
| 39  | Plastics and articles thereof  | 196 245 987       | 1 684 537 408   | 248 797 294             | 2 174 290 458  |
| 40  | Rubber and articles thereof  | 312 789 557       | 2 625 545 033   | 555 358 984             | 4 570 802 193  |
| 41  | Raw hides, skins (other than furskins), and leather  | 391 834           | 3 087 867       | 6 688 399               | 49 937 145     |
| 42  | Articles of leather; saddlery and harness; travel goods, handbags and similar containers; articles of animal gut (other than silk-worm gut)              | 2 324 418         | 27 150 663      | 47 263 867              | 541 516 059    |
| 43  | Furskins and artificial fur; manufactures thereof  | 9 067             | 30 949          | 14 681                  | 251 358        |
| 44  | Wood and articles of wood; wood charcoal   | 494 956 923       | 4 416 960 563   | 328 947 908             | 3 107 123 287  |
| 45  | Cork and articles of cork  | 1 326             | 71 228          | 2 381                   | 167 075        |

Tabel 2. Ekspor Indonesia menurut kode HS 2 digit

Oktober 2020

| HS  | Uraian golongan barang  | Berat bersih (Kg) |               | Nilai F.O.B. ( U S \$ ) |               |
|-----|---|-------------------|---------------|-------------------------|---------------|
|     |   | Bulan ini         | Kumulatif     | Bulan ini               | Kumulatif     |
| (1) | (2)   | (3)               | (4)           | (5)                     | (6)           |
| 46  | Manufactured of straw or other plaiting materials; basketware and   | 2 558 660         | 18 729 136    | 12 934 207              | 84 829 012    |
| 47  | Pulp of wood or of other fibrous cellulosic material; recovered (waste and scrap) paper or paperboard                           | 541 407 464       | 4 841 098 815 | 218 371 617             | 2 122 754 243 |
| 48  | Paper and paperboard; articles of paper pulp or of paper/paperboard   | 588 290 276       | 5 632 315 389 | 373 010 072             | 3 544 330 481 |
| 49  | Printed books, newspapers, pictures, and other products of the printing industry, manuscripts, typescripts and plans            | 457 657           | 5 822 751     | 2 071 841               | 28 011 190    |
| 50  | Silk  | 1 933             | 13 147        | 25 670                  | 58 443        |
| 51  | Wool, fine or coarse animal hair; horse hair yarn, woven fabrics  | 3 459             | 137 754       | 9 066                   | 681 536       |
| 52  | Cotton  | 26 821 098        | 208 813 009   | 62 908 400              | 514 279 100   |
| 53  | Other vegetable textile fibres; paper yarns and woven fabrics of  | 3 529 855         | 37 877 335    | 881 673                 | 9 626 897     |
| 54  | Man-made filaments  | 19 494 740        | 165 363 455   | 46 389 564              | 451 803 135   |
| 55  | Man-made staple fibres  | 89 883 516        | 851 442 674   | 131 200 058             | 1 294 160 266 |
| 56  | Wadding, felt, and non-wovens; special yarn; twine, cordage, ropes and cables and articles thereof                              | 4 255 080         | 38 704 458    | 14 295 339              | 137 760 497   |
| 57  | Carpets and other textile floor coverings   | 1 672 076         | 12 395 269    | 5 748 964               | 38 750 689    |
| 58  | Special woven fabrics; tufted textile fabrics; lace; tapestries;  | 304 020           | 2 558 434     | 2 879 539               | 26 642 419    |
| 59  | Impregnated, coated, covered or laminated textile fabrics; textile  | 2 604 525         | 19 309 622    | 10 704 048              | 83 946 971    |
| 60  | Knitted or crocheted fabrics  | 1 748 934         | 16 751 486    | 12 229 462              | 101 816 882   |
| 61  | Articles of apparel and clothing accessories, knitted or crocheted  | 18 449 815        | 187 659 378   | 290 972 032             | 2 768 072 760 |
| 62  | Articles of apparel and clothing accessories, not knitted or crocheted  | 11 150 367        | 136 814 846   | 232 140 792             | 3 074 214 124 |
| 63  | Other made up textile articles; sets; worn clothing and worn textile articles; rags   | 4 148 449         | 39 338 312    | 19 801 884              | 280 229 864   |
| 64  | Footwear, gaiters and the like; parts of such articles  | 20 315 256        | 193 292 893   | 404 817 422             | 3 901 996 002 |
| 65  | Headgear and parts thereof  | 314 650           | 3 677 037     | 4 375 728               | 51 099 494    |
| 66  | Umbrellas, sun umbrellas, walking sticks, seat-sticks, whips, riding-   | 9 187             | 250 458       | 65 735                  | 1 283 131     |
| 67  | Prepared feathers and down and articles made of feathers or of  | 1 209 143         | 8 985 270     | 36 613 880              | 316 478 350   |
| 68  | Articles of stone, plaster, cement, asbestos, mica or similar material  | 21 330 279        | 293 144 865   | 11 684 037              | 109 157 901   |
| 69  | Ceramic products  | 29 022 425        | 276 877 250   | 26 901 122              | 220 100 179   |
| 70  | Glass and glassware   | 52 858 526        | 448 372 456   | 25 772 207              | 226 631 566   |
| 71  | Natural and cultured pearls, precious/semi precious stones, and precious metal, and articles thereof, imitation jewellery; coin | 213 518           | 2 202 520     | 587 309 705             | 7 551 841 250 |
| 72  | Iron and steel  | 871 138 700       | 7 044 463 709 | 1 068 898 183           | 8 362 022 524 |
| 73  | Articles of iron and steel  | 35 228 956        | 413 242 001   | 83 567 866              | 1 009 353 092 |
| 74  | Copper and articles thereof   | 28 766 361        | 283 400 366   | 183 327 937             | 1 634 853 477 |
| 75  | Nickel and articles thereof   | 8 187 572         | 80 680 161    | 75 414 252              | 687 077 043   |
| 76  | Aluminium and articles thereof  | 21 520 630        | 226 531 940   | 56 266 382              | 491 528 452   |
| 78  | Lead and articles thereof   | 42 080            | 2 933 146     | 250 767                 | 7 358 423     |
| 79  | Zinc and articles thereof   | 1 377 368         | 11 262 989    | 2 310 940               | 16 761 958    |
| 80  | Tin and articles thereof  | 4 496 321         | 55 230 011    | 81 830 163              | 922 998 543   |
| 81  | Other base metal; cermet; and articles thereof  | 46 969            | 1 031 298     | 613 732                 | 7 233 999     |
| 82  | Tools, implements, cutlery, spoon and forks, of base metal and parts  | 769 465           | 7 483 180     | 8 642 871               | 74 948 832    |
| 83  | Miscellaneous articles of base metal  | 2 082 303         | 21 305 518    | 8 173 252               | 78 692 116    |
| 84  | Nuclear reactors, boilers, machinery and mechanical appliances;   | 49 377 458        | 468 190 823   | 436 407 214             | 4 165 343 870 |
| 85  | Electrical machinery and equipments and parts thereof; sound  | 49 603 706        | 401 102 712   | 904 225 815             | 7 390 163 074 |
| 86  | Railway and tramway locomotive, mechanical traffic, and all kinds   | 1 599 476         | 14 324 913    | 1 618 903               | 66 178 199    |
| 87  | Vehicles other than railway/tramway rolling-stock, and parts and  | 77 322 024        | 584 759 136   | 693 914 733             | 5 127 591 702 |
| 88  | Aircraft, spacecraft, and parts thereof   | 55 501            | 232 107       | 3 797 704               | 40 042 753    |
| 89  | Ships, boat, and floating structures  | 293 616           | 108 325 559   | 1 657 872               | 162 574 255   |
| 90  | Optical, photographic, cinematographic, measuring, checking,  | 2 136 152         | 24 313 188    | 57 102 544              | 520 111 492   |
| 91  | Clocks and watches and parts thereof  | 23 447            | 183 865       | 3 112 230               | 25 139 058    |
| 92  | Musical instruments; parts and accessories of such articles   | 5 316 361         | 38 343 804    | 61 404 043              | 449 655 615   |
| 93  | Arms and ammunition; parts and accessories thereof  | 74                | 7 100         | 37 056                  | 271 066       |

Tabel 2. Ekspor Indonesia menurut kode HS 2 digit

Oktober 2020

| HS                  | Uraian golongan barang  | Berat bersih (Kg)     |                        | Nilai F.O.B. ( U S \$ ) |                        |
|---------------------|---|-----------------------|------------------------|-------------------------|------------------------|
|                     |   | Bulan ini             | Kumulatif              | Bulan ini               | Kumulatif              |
| (1)                 | (2)   | (3)                   | (4)                    | (5)                     | (6)                    |
| 94                  | Furnitures, bedding, mattresses, mattress supports, cushions and  | 56 966 896            | 503 434 911            | 207 886 840             | 1 889 240 470          |
| 95                  | Toys, games and sports requisiters; parts and accessories thereof | 4 615 923             | 38 895 110             | 50 295 671              | 416 198 980            |
| 96                  | Miscellaneous manufactured articles                               | 14 787 540            | 118 500 392            | 32 997 298              | 295 586 717            |
| 97                  | Works of arts, collectors' piece and antiques                     | 81 488                | 1 162 690              | 475 102                 | 5 489 172              |
| 99                  | Postal packages, parcels, and returned goods                      | 71 695                | 934 302                | 1 751 293               | 45 800 232             |
| <b>Total Ekspor</b> |   | <b>47 217 679 455</b> | <b>469 867 843 182</b> | <b>14 362 242 633</b>   | <b>131 508 858 211</b> |

Sumber : dokumen PEB dan non PEB, diolah

<https://www.bps.go.id>

Tabel 3 : Ekspor Indonesia menurut Komoditi ( Kode HS 8 digit )

|          |   | Oktober 2020      |            |                         |            |
|----------|---|-------------------|------------|-------------------------|------------|
| Kode H S | Uraian golongan barang  | Berat bersih (Kg) |            | Nilai F.O.B. ( U S \$ ) |            |
|          |   | Bulan ini         | Kumulatif  | Bulan ini               | Kumulatif  |
| (1)      | (2)   | (3)               | (4)        | (5)                     | (6)        |
| 01039200 | Live swine, other than breeding animals, weighing 50 kg or more   | 3 000 071         | 27 793 988 | 7 270 295               | 63 666 959 |
| 01041090 | Live sheep, other than pure-bred breeding animals   | 10 778            | 87 081     | 24 494                  | 261 140    |
| 01042090 | Live goats, other than pure-bred breeding animals   | -                 | 2 120      | -                       | 6 648      |
| 01051110 | Live breeding fowls of the species Gallus domesticus, weighing not more   | 1 750             | 17 909     | 21 730                  | 232 065    |
| 01051190 | Live fowls spec Gallus domesticus, weight not more than 185g, other than breeding                                     | 15                | 679        | 1 500                   | 2 685      |
| 01059499 | Fowls of the species Gallus domesticus, other than breeding fowls and fighting cocks, weight more than 2kg            | -                 | 24         | -                       | 1 200      |
| 01061400 | Live rabbits and hares  | 2 032             | 5 322      | 9 264                   | 33 896     |
| 01061900 | Mammals other than primates, marine mammals, camels, rabbit and hares   | 850               | 4 623      | 15 945                  | 99 347     |
| 01062000 | Live reptiles (including snakes and turtles)  | 21 168            | 144 267    | 427 386                 | 2 485 056  |
| 01063200 | Live psittaciformes (including parrots, parakeets, macaws and cockatoos)  | 195               | 1 255      | 25 910                  | 369 565    |
| 01063900 | Live birds, other than birds of prey, Psittaciformes, ostriches and emus (Dromaius novaehollandiae)                   | -                 | 140        | -                       | 140        |
| 01064900 | Live insects, other than bees   | -                 | 19         | -                       | 6 666      |
| 01069000 | Live animals, other than mammals, reptiles, birds, and insects  | 114               | 1 441      | 3 789                   | 25 368     |
| 02071200 | Meat and edible offal of fowls of the species Gallus domesticus, not cut in pieces, frozen                            | 36 039            | 165 663    | 43 246                  | 219 053    |
| 02085000 | Meat and edible meat offal of reptiles (incl snakes and turtles), fresh, chilled or frozen                            | 12 110            | 69 916     | 12 110                  | 77 654     |
| 02089010 | Frogs' legs fresh, chilled or frozen  | 181 254           | 1 665 467  | 1 291 803               | 11 891 771 |
| 02101990 | Meat of swine, salted, in brine, dried or smoked other than hams, shoulders bone in, bellies, bacon or boneless hams  | -                 | 462        | -                       | 110        |
| 02102000 | Meat of bovine animals, salted, in brine, dried or smoked   | 2                 | 10         | 32                      | 82         |
| 02109300 | Meat & edible offal, incl edible flours, of reptiles (including snakes and turtles)                                   | 6 427             | 43 854     | 63 546                  | 241 292    |
| 02109990 | Meat&edible meat offal, salted, in brine, dried/smoked; edible flours&meals of meat/meat offal, n.e.c in heading 0210 | -                 | 3 173      | -                       | 8 168      |
| 03011111 | Botia (Chromobotia macracanthus), fry   | 775               | 8 272      | 35 097                  | 300 097    |
| 03011119 | Live freshwater ornamental fish, fry, other than Botia  | 2 420             | 23 794     | 41 994                  | 345 253    |
| 03011191 | Koi carp (Cyprinus carpio)  | 264               | 2 672      | 2 775                   | 32 320     |
| 03011192 | Goldfish (Carassius auratus)  | 219               | 2 832      | 3 115                   | 47 002     |
| 03011193 | Siamese fighting fish (Beta splendens)  | 731               | 7 919      | 9 559                   | 107 357    |
| 03011194 | Oscars (Astonotus ocellatus)  | 58                | 685        | 716                     | 7 350      |
| 03011195 | Arowanas (Scleropages formosus)   | 5 764             | 46 919     | 750 461                 | 7 369 794  |
| 03011196 | Arowanas Jardini (Scleropages jardini)  | -                 | 2 911      | -                       | 153 210    |
| 03011199 | Live ornamental freshwater fish other than koi carp, goldfish, Beta splendens, oscars, and arowanas                   | 58 125            | 531 392    | 1 458 724               | 12 355 508 |
| 03011910 | Live marine ornamental fish, fry  | 479               | 10 157     | 3 268                   | 80 027     |
| 03011991 | Banggai cardinal fish (Pterapogon kauderni), live   | 132               | 1 400      | 2 252                   | 28 570     |
| 03011992 | Napoleon wrasse (Cheilinus undulatus), live   | -                 | 697        | -                       | 31 425     |
| 03011999 | Live marine ornamental fish, other than fry   | 39 871            | 330 607    | 563 140                 | 4 645 944  |
| 03019200 | Live eels (Anguilla spp)  | 11 371            | 957 239    | 10 463                  | 1 372 467  |
| 03019310 | Live carp (family of Cyprinidae), breeding other than fry   | -                 | 170        | -                       | 1 060      |
| 03019390 | Live carp (family of Cyprinidae), other than breeding   | 20                | 30         | 40                      | 140        |
| 03019911 | Live fry fish, Milkfish and Grouper, breeding   | 5 427             | 240 995    | 162 358                 | 3 631 924  |
| 03019919 | Live fry fish, Milkfish and Grouper, other than breeding  | 2 297             | 111 896    | 10 763                  | 238 152    |
| 03019921 | Live fry fish, other than Milkfish and Grouper, breeding  | 1 232             | 6 571      | 10 816                  | 38 785     |
| 03019929 | Live fry fish, other than Milkfish and Grouper, other than breeding   | 118               | 3 418      | 306                     | 13 153     |
| 03019949 | Live freshwater fish, other than ornamental, other tilapias and carp  | 7 202             | 65 350     | 47 546                  | 389 087    |
| 03019951 | Milkfish, breeding  | -                 | 50         | -                       | 1 632      |
| 03019952 | Live Grouper  | 124 487           | 866 942    | 1 073 035               | 7 790 344  |
| 03019959 | Live marine fish other than milkfish (breeding), grouper, trout, eels, carp, bluefins tunas                           | 34 227            | 306 850    | 180 162                 | 1 663 250  |
| 03019990 | Live fish, nec in heading 0301  | -                 | 154        | -                       | 936        |
| 03022100 | Halibut (Reinhardtius hipp, Hippoglossus hipp, Hipp stenolepis) fresh or chilled, excl fish fillets                   | -                 | 87         | -                       | 145        |
| 03022400 | Turbots (Psetta maxima) fresh or chilled, excl fish fillets   | -                 | 4          | -                       | 56         |

Tabel 3 : Ekspor Indonesia menurut Komoditi ( Kode HS 8 digit )

|          |   | Oktober 2020      |            |                         |            |
|----------|---|-------------------|------------|-------------------------|------------|
| Kode H S | Uraian golongan barang  | Berat bersih (Kg) |            | Nilai F.O.B. ( U S \$ ) |            |
|          |   | Bulan ini         | Kumulatif  | Bulan ini               | Kumulatif  |
| (1)      | (2)   | (3)               | (4)        | (5)                     | (6)        |
| 03022900 | Fresh or chilled flat fish other than halibut, plaice, sole, and tubots, excl edible fish offal of subhead 030291-030299  | 45 400            | 99 946     | 73 255                  | 176 148    |
| 03023100 | Albacore or longfinned tunas (Thunnus alalunga), fresh or chilled, excl fish fillets                                      | -                 | 371 868    | -                       | 903 064    |
| 03023200 | Yellowfin tunas (Thunnus albacares), fresh or chilled, excl fish fillets  | 304 810           | 1 972 783  | 1 409 324               | 9 476 085  |
| 03023400 | Bigeye tunas (Thunnus obesus) fresh or chilled, excl fish fillets   | 41 717            | 477 015    | 171 297                 | 3 180 224  |
| 03023600 | Southern bluefin tunas (Thunnus maccoyii), fresh or chilled, excl fish fillets  | 586               | 10 872     | 2 225                   | 79 471     |
| 03023900 | Fresh/chilled Tunas excl 030291-030299, o.t albacore,longfinned/yellowfin/bigeye/atlantic&pacific&southern bluefin tunas  | 63 631            | 90 491     | 300 226                 | 396 761    |
| 03024200 | Anchovies (Engraulis spp), fresh/chilled, excl fillets, edible fish offal of subhead 0302.91-99                           | -                 | 456        | -                       | 1 622      |
| 03024300 | Sardines, sardinella, brisling/sprats, fresh/chilled, excl fillets, edible fish offal of subhead 0302.91-99               | 200               | 440        | 1 708                   | 3 701      |
| 03024400 | Mackerel (Scomber scombrus,S.australasicus) fresh/chilled, excl fillets, edible fish offal of subhead 0302.91-99          | 44                | 44         | 132                     | 132        |
| 03024600 | Cobia (Rachycentron canadum), fresh/chilled, excl fillets, edible fish offal of subhead 0302.91-99                        | -                 | 3 010      | -                       | 1 292      |
| 03024700 | Swordfish (Xiphias gladius), fresh/chilled, excl fillets, edible fish offal of subhead 0302.91-99                         | 5 019             | 32 587     | 53 960                  | 293 254    |
| 03024900 | Indian mckrl,seerfish,jack,crevalle,silv pomfret,P.saury,scad,capelin,Kawa2,bonito,marlin,sailfish,spearfish,fresh/c hill | 694 128           | 6 038 232  | 2 455 427               | 20 363 330 |
| 03027100 | Tilapias (Oreochromis spp), fresh/chilled, excl fish fillets  | -                 | 120        | -                       | 370        |
| 03027290 | Catfish (Silurus spp., Clarias spp., Ictalurus spp.), fresh/chilled,excl subhead 030291-030299, o.t yellowtail catfish    | -                 | 50         | -                       | 50         |
| 03027300 | Carp (as specified by the WCO), fresh/chilled, excl fish fillets  | 297               | 1 904      | 680                     | 9 348      |
| 03027400 | Eels (Anguilla spp), fresh or chilled, excl fish fillets  | -                 | 255        | -                       | 693        |
| 03027900 | Nile perch and snakeheads, fresh or chilled, excl fish fillets and eddible fish offal of subheadings 0302.91 to 0302.99   | 500               | 3 940      | 510                     | 4 153      |
| 03028200 | Rays and skates (Rajidae), excl edible fish offal of subheadings 0302.91 to 0302.99                                       | 98 720            | 1 015 197  | 137 548                 | 1 863 396  |
| 03028400 | Seabass (Dicentrarchus spp), excl edible fish offal of subheadings 0302.91 to 0302.99                                     | 60                | 1 941      | 169                     | 5 737      |
| 03028500 | Seabream (Sparidae), excl edible fish offal of subheadings 0302.91 to 0302.99   | 550               | 4 472      | 1 100                   | 8 354      |
| 03028911 | Grouper, fresh or chilled, excluding edible fish offal  | 295 912           | 2 719 900  | 1 109 561               | 11 517 595 |
| 03028914 | Fresh or chilled, excl edible fish offal of Savalai hairtails, Belanger's croakers, Reeve's croakers,bigeye croakersetc   | 387 286           | 2 004 099  | 606 600                 | 4 052 288  |
| 03028916 | Torpedo scads, spotted sicklefish and great barracudas, fresh or chilled, excluding edible fish offal                     | 63 940            | 593 450    | 57 766                  | 490 221    |
| 03028917 | Black pomfrets (Parastromatus niger), fresh or chilled, excluding edible fish offal                                       | 130 547           | 1 304 534  | 240 373                 | 2 665 695  |
| 03028918 | Mangrove red snappers (Lutjanus argentimaculatus), fresh or chilled, excluding edible fish offal                          | 87 551            | 893 388    | 290 835                 | 2 858 928  |
| 03028919 | Marine fish, nec in heading 0302, fresh/chilled, exclude fillets, fish meat of 0304&edible fish offal of 030291-030299    | 3 112 893         | 28 022 359 | 4 373 096               | 41 046 688 |
| 03028926 | Indian threadfins (Polynemus indicus) and silver grunts (pomadasys argenteus), fresh or chilled, excl edible fish offal   | -                 | 150        | -                       | 300        |
| 03028929 | Freshwater fish nec in head 0302,fresh/chilled,excl fish fillets&meat heading 03.04&edible offal subhead 0302.91-0302.99  | 208 679           | 1 376 735  | 452 573                 | 2 853 254  |
| 03029100 | Livers, roes and milt , fresh or chilled  | 112               | 812        | 672                     | 7 332      |
| 03029200 | Shark fins, fresh or chilled  | 1 282             | 3 470      | 38 460                  | 104 100    |
| 03029900 | Heads, tails, maws, fresh or chilled, and other edible fish offal, fresh or chilled                                       | 20                | 1 815      | 400                     | 3 652      |
| 03031100 | Sockeye salmon (red salmon) (Oncorhynchus nerka), frozen, excl fish fillets   | -                 | 2 731      | -                       | 34 091     |

Tabel 3 : Ekspor Indonesia menurut Komoditi ( Kode HS 8 digit )

|          |  | Oktober 2020      |            |                         |            |
|----------|--|-------------------|------------|-------------------------|------------|
| Kode H S | Uraian golongan barang   | Berat bersih (Kg) |            | Nilai F.O.B. ( U S \$ ) |            |
|          |  | Bulan ini         | Kumulatif  | Bulan ini               | Kumulatif  |
| (1)      | (2)  | (3)               | (4)        | (5)                     | (6)        |
| 03031200 | Pacific salmon,Oncorhynchus-gorbuscha,keta,tschawytscha, kisutch,masou&rhodurus,frozen,excl of subhead 0302.91-0302.99   | -                 | 41 340     | -                       | 145 866    |
| 03031300 | Atlantic salmon (Salmo salar) and Danube salmon (Hucho hucho), frozen, excluding fish fillets                            | -                 | 10 896     | -                       | 99 352     |
| 03031900 | Salmonidae other than sockeye/other pacific/atlantic salmon, danube salmon&trout, frozen, excl subhead 0303.91-0303.99   | -                 | 20         | -                       | 40         |
| 03032300 | Tilapias (Oreochromis spp), frozen, excl fillets   | 111 316           | 667 557    | 263 256                 | 1 698 708  |
| 03032400 | Catfish (Pangasius spp, Silurus spp, Clarias spp, Ictalurus spp) frozen, excl fillets                                    | 187 772           | 3 520 788  | 328 474                 | 5 351 296  |
| 03032500 | Carp frozen, excl fillets, fish meat of 0304, and edible fish offal of subheadings 030391 to 030399                      | 515               | 2 519      | 1 230                   | 5 784      |
| 03032600 | Eels (Anguilla spp), frozen, excl fillets  | 957 605           | 8 405 791  | 1 348 650               | 11 490 625 |
| 03032900 | Nile perch,snakeheads (Channa spp) frozen, excl fillets, fish meat of 0304, & edible fish offal of 030391 to 030399      | -                 | 249 780    | -                       | 320 866    |
| 03033100 | Halibut (Reinhardtius hippoglossoides, Hippoglossus hippoglossus, Hippoglossus stenolepis) frozen, excl fillets          | 35 303            | 298 501    | 40 948                  | 379 251    |
| 03033300 | Sole (Solea spp), frozen, excluding fish fillets   | -                 | 33 661     | -                       | 41 129     |
| 03033900 | Flat fish other than halibut, plaice, sole, turbot, frozen, excl edible offal of subhead 0303.91-0303.99                 | 2 700             | 2 700      | 3 781                   | 3 781      |
| 03034100 | Albacore or longfinned tunas (Thunnus alalunga), frozen, excluding fish fillets  | 259 819           | 3 556 722  | 829 916                 | 11 246 460 |
| 03034200 | Yellowfin tunas (Thunnus albacares), frozen, excluding fish fillets  | 2 718 935         | 14 333 060 | 6 079 167               | 35 243 853 |
| 03034300 | Skipjack or stripe-bellied bonito, frozen, excluding fish fillets  | 3 758 850         | 43 431 020 | 4 904 409               | 55 444 267 |
| 03034400 | Bigeye tunas (Thunnus obesus), frozen, excluding fish fillets  | 328 000           | 1 492 376  | 469 576                 | 2 545 906  |
| 03034600 | Southern bluefin tunas (Thunnus maccoyii), frozen, excluding fish fillets  | 11 355            | 11 355     | 70 431                  | 70 431     |
| 03034900 | Tunas (genus Thunnus),o.t albacore/longfinned/yellowfin/bigeye/atlantic&pacific bluefin/southern bluefin tunas, frozen   | 233 003           | 2 878 441  | 379 910                 | 3 919 772  |
| 03035300 | Sardines, sardinella (Sardinella spp), brisling or sprats,frozen,excl fillets, edible fish offal of subhead 0303.91-99   | 356 075           | 3 214 816  | 125 424                 | 1 322 382  |
| 03035410 | Mackerel (Scomber scombrus, Scomber australasicus),frozen, excl fillets, edible fish offal of subhead 0303.91-99         | 121 493           | 1 066 160  | 204 359                 | 2 374 830  |
| 03035420 | Pacific mackerel (Scomber japonicus), frozen, excl fillets, edible fish offal of subheadings 0303.91 to 0303.99          | -                 | 96 789     | -                       | 146 063    |
| 03035500 | Jack and horse mackerel (Trachurus spp), frozen, excl fillets, edible fish offal of subheadings 0303.91 to 0303.99       | -                 | 174 302    | -                       | 181 537    |
| 03035600 | Cobia (Rachycentron canadum), frozen, excl fillets, edible fish offal of subheadings 0303.91 to 0303.99                  | 9 877             | 344 726    | 21 138                  | 489 287    |
| 03035700 | Swordfish (Xiphias gladius), frozen, excl fillets, edible fish offal of subheadings 0303.91 to 0303.99                   | 148 374           | 1 626 627  | 571 588                 | 6 774 634  |
| 03035910 | Indian mackerels, Island mackerels, frozen, excl fillets, edible fish offal of subheadings 0303.91 to 0303.99            | 2 191 564         | 30 026 765 | 5 385 301               | 54 926 000 |
| 03035920 | Silver pomfrets (Pampus spp), frozen, excl fillets, edible fish offal of subheadings 0303.91 to 0303.99                  | 72 954            | 1 002 315  | 150 798                 | 2 768 400  |
| 03035990 | Seerfish, anchovies, crevalle, Pacific saury, scad, capelin, Kawakawa, bonito, marlin, sailfish, spearfish, frozen       | 1 029 540         | 18 087 597 | 2 035 985               | 33 302 990 |
| 03036900 | Fish of families Bregmacerotidae,Euclichthyidae,Macrouridae,Moridae&Muraenolepididae,frozen,excl subhead 0303.91-0303.99 | 25 170            | 43 137     | 48 011                  | 84 309     |
| 03038100 | Dogfish & other sharks, frozen, excl. edible fish offal of subheadings 0303.91-99  | 240 854           | 6 435 993  | 254 588                 | 7 910 628  |
| 03038200 | Rays and skates (Rajidae), frozen, excl. edible fish offal of subheadings 0303.91-99                                     | 64 713            | 494 895    | 93 834                  | 1 060 475  |
| 03038400 | Seabass (Dicentrarchus spp), frozen, excl. edible fish offal of subheadings 0303.91-99                                   | -                 | 23 161     | -                       | 49 271     |
| 03038911 | Grouper, frozen, excl. edible fish offal of subheadings 0303.91-99   | 88 574            | 966 749    | 187 726                 | 3 034 216  |



Tabel 3 : Ekspor Indonesia menurut Komoditi ( Kode HS 8 digit )

|          |   | Oktober 2020      |            |                         |             |
|----------|---|-------------------|------------|-------------------------|-------------|
| Kode H S | Uraian golongan barang  | Berat bersih (Kg) |            | Nilai F.O.B. ( U S \$ ) |             |
|          |   | Bulan ini         | Kumulatif  | Bulan ini               | Kumulatif   |
| (1)      | (2)   | (3)               | (4)        | (5)                     | (6)         |
| 03038913 | Bluntnose lizardfish, frozen, excl. edible fish offal of subheadings 0303.91-99   | 32 626            | 1 895 160  | 39 728                  | 1 895 288   |
| 03038914 | Savalai hairtails, belanger's, reeve's & bigeye, frozen, excl. edible fish offal of subheadings 0303.91-99                              | 7 601 414         | 40 082 610 | 12 419 005              | 69 738 717  |
| 03038916 | Torpedo scads, spotted sicklefish, frozen, excl. edible fish offal of subheadings 0303.91-99  | 34 941            | 246 485    | 66 094                  | 524 246     |
| 03038917 | Black pomfrets, frozen, excl. edible fish offal of subheadings 0303.91-99   | 588 156           | 3 858 466  | 1 130 366               | 8 272 124   |
| 03038918 | Mangrove red snappers (lutjanus), frozen, excl. edible fish offal of subheadings 0303.91-99   | 225 945           | 2 423 325  | 558 967                 | 6 204 162   |
| 03038919 | Marine fish nec in heading 0303, excluding fish fillets and other fish meat of heading 03.04, frozen                                    | 6 481 611         | 64 235 281 | 10 046 409              | 97 923 824  |
| 03038929 | Freshwater fish, nec in heading 0303, frozen, excluding fish fillets and other fish meat of heading 03.04.                              | 2 574 223         | 15 053 187 | 3 179 626               | 19 366 794  |
| 03039100 | Livers, roes and milt of fish, frozen   | 95 954            | 755 808    | 979 383                 | 6 229 422   |
| 03039200 | Shark fins, frozen  | 43 001            | 140 449    | 103 780                 | 528 794     |
| 03039900 | Heads, tails, maws of fish and other edible fish offal  | 26 140            | 188 473    | 25 850                  | 194 942     |
| 03043100 | Fresh or chilled fillets of tilapias (Oreochromis spp.)   | 2 710             | 24 929     | 20 661                  | 187 937     |
| 03043200 | Fresh or chilled fillets of Catfish   | -                 | 351        | -                       | 4 274       |
| 03043300 | Fresh or chilled fillets of Nile perch  | -                 | 2 818      | -                       | 4 412       |
| 03043900 | Fresh or chilled fillets of Carp, eels and snakeheads fillets   | -                 | 270        | -                       | 742         |
| 03044100 | Fresh or chilled fillets of Pacific salmon, Atlantic salmon (Salmo salar) and Danube salmon (Hucho hucho)                               | -                 | 1          | -                       | 2           |
| 03044500 | Fresh or chilled fillets of swordfish (Xiphias gladius)   | 19                | 12 347     | 248                     | 99 911      |
| 03044900 | Fresh or chilled fillets of oth fish subheading 030441 - 030449   | 216 791           | 1 724 028  | 2 332 131               | 19 325 520  |
| 03045900 | Fish meat, whether/not minced, other than fillets; fresh or chilled, other than HS 0304.51.00-0304.57.00                                | 3 528             | 45 756     | 37 303                  | 228 603     |
| 03046100 | Frozen fillets of Tilapias (Oreochromis spp)  | 989 049           | 9 289 286  | 7 540 633               | 60 679 786  |
| 03046200 | Frozen fillets of Catfish (Pangasius spp, Silurus spp, Clarias spp, Ictalurus spp)  | -                 | 6 325      | -                       | 14 043      |
| 03046900 | Frozen fillets of carp, eels & snakeheads   | 25 842            | 111 248    | 88 662                  | 404 937     |
| 03047100 | Frozen fillets of Cod (Gadus morhua, Gadus ogac, Gadus macrocephalus)   | -                 | 5          | -                       | 5           |
| 03048100 | Frozen fillet of Pacific salmon (Oncorhynchus sp) Atlantic salmon (Salmo salar) and Danube salmon (Hucho hucho)                         | -                 | 398 724    | -                       | 2 225 318   |
| 03048200 | Frozen fillet of Trout (Salmo trutta, O mykiss, O clarki, O aguabonita, O gilae, O apache and Oncorhynchus chrysogaster)                | 27 082            | 157 150    | 292 938                 | 1 699 656   |
| 03048300 | Frozen fillet of Flat fish (Pleuronectidae, Bothidae, Cynoglossidae, Soleidae, Scophthalmidae and Citharidae)                           | -                 | 14 578     | -                       | 52 940      |
| 03048400 | Frozen fillet of Swordfish (Xiphias gladius)  | 229 831           | 1 458 306  | 1 562 657               | 9 927 087   |
| 03048700 | Frozen fillet of Tunas (of the genus Thunnus), skipjack or stripe-bellied bonito (Euthynnus (Katsuwonus) pelamis)                       | 4 164 793         | 25 055 845 | 27 508 786              | 182 892 235 |
| 03048800 | Frozen fillet of Dogfish, other sharks, rays and skates (Rajidae)   | 15 420            | 72 925     | 69 948                  | 310 280     |
| 03048900 | Frozen fillet of fish other than HS 0304.61.00-0304.89.00   | 2 305 792         | 17 527 387 | 12 576 292              | 101 862 111 |
| 03049100 | Swordfish (xiphias gladius) meat (whether or not minced), other than fillets, frozen  | -                 | 1 744      | -                       | 13 360      |
| 03049300 | Tilapias, Catfish, Carp, Eels, Nile perch & snakeheads meat (whether or not minced), other than fillets, frozen                         | -                 | 41 369     | -                       | 118 202     |
| 03049600 | Dogfish and other sharks meat (whether or not minced), other than fillets, frozen   | 55 551            | 507 557    | 55 906                  | 538 715     |
| 03049900 | Fish Meat (won minced), o.t swordfish, Toothfish, Tilapia, Catfish, Carp, Eel, Nile perch & snakehead, Gadiforme, shark & Rajidae, froz | 4 123 475         | 26 314 501 | 10 687 115              | 67 696 579  |
| 03051000 | Flours, meals and pellets of fish   | 19 898            | 1 607 768  | 268 482                 | 2 341 848   |
| 03052010 | Livers, roes and milt of freshwater fish, dried, salted or in brine   | -                 | 100        | -                       | 314         |
| 03052090 | Livers, roes and milt of water marine fish, dried, smoked, salted or in brine   | 307 430           | 1 764 791  | 6 691 938               | 31 901 995  |
| 03053920 | Fillets of Savalai hairtails, Belanger's croakers, Reeve's croakers, bigeye croakers, dried, salted/in brine, not smoked                | -                 | 6 000      | -                       | 15 600      |
| 03053991 | Fillets of freshwater fish, dried, salted, or in brine, but not smoked, other than HS 0305.31.00-0305.39.20                             | -                 | 200        | -                       | 691         |

Tabel 3 : Ekspor Indonesia menurut Komoditi ( Kode HS 8 digit )

|          |  | Oktober 2020      |            |                         |             |
|----------|--|-------------------|------------|-------------------------|-------------|
| Kode H S | Uraian golongan barang   | Berat bersih (Kg) |            | Nilai F.O.B. ( U S \$ ) |             |
|          |  | Bulan ini         | Kumulatif  | Bulan ini               | Kumulatif   |
| (1)      | (2)  | (3)               | (4)        | (5)                     | (6)         |
| 03053992 | Fillets of oth marine fish, dried, salted,or in brine, but not smoked  | 133 820           | 1 677 818  | 331 155                 | 3 531 279   |
| 03053999 | Fillets of fish other than freshwater or marine fish, dried, salted, or in brine, but not smoked                         | 27 200            | 95 074     | 52 000                  | 354 711     |
| 03054900 | Smoked fish other then Tilapia,Catfish,Carp,Eel,Nile perch&snakehead,Trout,Herring,Salmon Pacific/Atlantic/Danube        | 355 495           | 3 165 570  | 1 762 384               | 20 254 300  |
| 03055400 | Dried fish of Herrings, anchovies, sardines, brisling, mackerel, etc ot edible fish offal, won salted but not smoked     | 1 544             | 781 365    | 1 853                   | 1 270 936   |
| 03055921 | Dried fish of Anchovies, other than edible fish offal, whether or not salted but not smoked                              | 59 889            | 666 049    | 346 027                 | 3 702 290   |
| 03055929 | Dried of marine fish, other than edible fish offal, whether or not salted but not smoked, other than anchovies           | 367 229           | 1 582 901  | 673 843                 | 3 341 831   |
| 03055990 | Dried of freshwater fish, other than edible fish offal, whether or not salted but not smoked                             | 95 790            | 1 462 064  | 182 832                 | 2 937 417   |
| 03056100 | Herrings (Clupea harengus, Clupea pallasii), salted but not dried/smoked & fish in brine, other than edible fish offal   | 6 264             | 6 264      | 13 830                  | 13 830      |
| 03056300 | Anchovies (Engraulis spp) salted but not dried/smoked & fish in brine, ot edible fish offal                              | 27 924            | 431 323    | 227 346                 | 3 312 946   |
| 03056910 | Marine fish, salted but not dried/smoked & fish in brine, ot edible fish offal, other than herring, cods, anchovies      | 1 211             | 81 091     | 875                     | 92 927      |
| 03056990 | Freshwater fish, salted but not dried/smoked & fish in brine,other than Tilapias,catfish,Carp,eels,Nile perch,snakeheads | -                 | 60 213     | -                       | 110 690     |
| 03057100 | Shark fins, salted but not dried or smoked and fish in brine   | 39 973            | 240 216    | 441 466                 | 7 443 555   |
| 03057211 | Fish maws of cod, salted but not dried or smoked and fish in brine   | -                 | 10 467     | -                       | 200 346     |
| 03057219 | Fish maws of other than cods, salted but not dried or smoked and fish in brine   | 36 016            | 257 373    | 831 382                 | 4 849 689   |
| 03057299 | Fish heads and tails of fish other than cods, salted but not dried/smoked & fish in brine                                | -                 | 4 144      | -                       | 21 881      |
| 03057990 | Edible fish offal of other than Cod, salted or in brine, smoked whether/not cooked before or during the smoking process  | -                 | 506 317    | -                       | 667 752     |
| 03061110 | Rock lobster & oth sea crawfish (Palinurus spp, Panulirus spp, Jasus spp), smoked, frozen,                               | -                 | 100        | -                       | 1 275       |
| 03061190 | Rock lobster & oth sea crawfish (Palinurus spp, Panulirus spp, Jasus spp), not smoked, frozen                            | 13 967            | 269 883    | 112 858                 | 2 745 071   |
| 03061290 | Lobsters (Homarus spp), frozen, not smoked   | 2 376             | 59 434     | 7 465                   | 375 214     |
| 03061410 | Soft shell crabs, frozen   | 11 601            | 65 611     | 209 202                 | 753 064     |
| 03061490 | Frozen crabs, other than softshell crabs   | 74 608            | 843 486    | 779 950                 | 6 616 375   |
| 03061500 | Norway lobsters (Nephrops norvegicus), frozen  | -                 | 630        | -                       | 2 412       |
| 03061600 | Cold-water shrimps and prawns (Pandalus spp, Crangon crangon), frozen  | 60 708            | 436 851    | 662 858                 | 4 403 993   |
| 03061711 | Giant tiger prawns (Penaeus monodon) headless, frozen  | 1 107 747         | 13 127 948 | 14 220 318              | 151 171 374 |
| 03061719 | Giant tiger prawns (Penaeus monodon) with head, frozen   | 416 325           | 4 060 685  | 4 858 378               | 46 342 253  |
| 03061721 | Whiteleg shrimps (Litopenaeus vannamei), headless, with tail frozen  | 1 235 023         | 13 202 256 | 10 694 377              | 110 863 051 |
| 03061722 | Whiteleg shrimps (Litopenaeus vannamei), headless, without tail frozen   | 2 611 065         | 18 884 417 | 20 899 742              | 149 083 456 |
| 03061729 | Whiteleg shrimps (Litopenaeus vannamei), with head and tail, frozen  | 7 790 159         | 73 973 248 | 68 312 078              | 612 685 646 |
| 03061730 | Giant river prawns (Macrobrachium rosenbergii), frozen   | -                 | 250        | -                       | 707         |
| 03061790 | Frozen shrimps and prawns, other than Giant tiger prawns, Whiteleg shrimp, Giant river prawns                            | 1 260 659         | 13 110 627 | 10 268 382              | 104 667 120 |
| 03061900 | Frozen crustaceans,other than subheading 0306.11-0306.17, including flours,meals&pellets, fit for human consumption      | 6 960             | 124 265    | 45 588                  | 681 923     |
| 03063110 | Rock lobster and other sea crawfish (Palinurus spp, Panulirus spp, Jasus spp) breeding                                   | 1 873             | 13 973     | 8 610 126               | 33 978 060  |
| 03063120 | Rock lobster and other sea crawfish (Palinurus spp, Panulirus spp, Jasus spp) other than breeding, live                  | 210 356           | 1 155 740  | 4 759 667               | 24 253 759  |

Tabel 3 : Ekspor Indonesia menurut Komoditi ( Kode HS 8 digit )

|          |   | Oktober 2020      |            |                         |             |
|----------|---|-------------------|------------|-------------------------|-------------|
| Kode H S | Uraian golongan barang  | Berat bersih (Kg) |            | Nilai F.O.B. ( U S \$ ) |             |
|          |   | Bulan ini         | Kumulatif  | Bulan ini               | Kumulatif   |
| (1)      | (2)   | (3)               | (4)        | (5)                     | (6)         |
| 03063130 | Rock lobster and other sea crawfish (Palinurus spp, Panulirus spp, Jasus spp) other than breeding, fresh or chilled         | 50                | 5 109      | 400                     | 34 634      |
| 03063220 | Lobsters (Homarus spp), other than breeding, live   | 1 580             | 21 628     | 18 129                  | 163 665     |
| 03063230 | Lobsters (Homarus spp), other than breeding, fresh or chilled   | -                 | 1 537      | -                       | 33 906      |
| 03063300 | Crabs, live, fresh or chilled   | 803 506           | 7 279 864  | 4 243 644               | 36 434 092  |
| 03063520 | Cold-water shrimps and prawns (Pandalus spp, Crangon crangon), other than breeding, live                                    | 6 632             | 97 748     | 134 888                 | 2 292 525   |
| 03063530 | Cold-water shrimps and prawns (Pandalus spp, Crangon crangon), other than breeding, fresh or chilled                        | 80 445            | 1 044 982  | 228 583                 | 2 615 244   |
| 03063611 | Giant tiger prawns (Penaeus monodon), breeding  | 600               | 47 314     | 1 800                   | 144 098     |
| 03063612 | Whiteleg shrimps (Litopenaeus vannamei), breeding   | 1                 | 1 940      | 857                     | 13 642      |
| 03063613 | Giant river prawns (Macrobrachium rosenbergii), breeding  | -                 | 50         | -                       | 3 450       |
| 03063619 | Shrimps and prawns, breeding, other than giant tiger prawns, whiteleg shrimps, giant river prawns                           | 265               | 47 978     | 2 915                   | 357 076     |
| 03063622 | Whiteleg shrimps (Litopenaeus vannamei), live   | -                 | 151        | -                       | 29 168      |
| 03063629 | Shrimps and prawns, live, other than breeding, other than giant tiger prawns, whiteleg shrimps, giant river prawns          | 179 383           | 1 003 286  | 3 411 620               | 15 267 495  |
| 03063631 | Giant tiger prawns (Penaeus monodon), fresh or chilled  | 9 152             | 58 042     | 28 197                  | 268 560     |
| 03063632 | Whiteleg shrimps (Litopenaeus vannamei), fresh or chilled   | 92 153            | 779 780    | 439 151                 | 3 599 675   |
| 03063639 | Shrimps and prawns, fresh or chilled, other than giant tiger prawns, whiteleg shrimps, giant river prawns                   | 260 255           | 1 656 559  | 357 529                 | 3 414 839   |
| 03063910 | Crustaceans, live, other than subheading 0306.31-0306.36  | 847               | 9 893      | 13 148                  | 116 227     |
| 03063920 | Crustaceans, fresh or chilled, other than subheading 0306.31-0306.36  | 4 176             | 64 599     | 6 760                   | 125 714     |
| 03063930 | Flours, meals and pellets of crustaceans, fit for human consumption   | 900               | 83 560     | 5 288                   | 63 443      |
| 03069139 | Rock lobster&oth sea crawfish(Palinurus,Panulirus sp,Jasus sp)oth thn smoked,not in airtight containers for retail sale     | -                 | 9 560      | -                       | 140 109     |
| 03069329 | Crabs other than smoked, in airtight containers for retail sale   | 36 970            | 633 588    | 705 408                 | 11 707 542  |
| 03069330 | Crabs not in airtight containers for retail sale  | 14 802            | 594 943    | 293 989                 | 4 251 681   |
| 03069521 | Shrimps and prawns, in shell, cooked by steaming or boiling in water, in airtight containers for retail sale                | -                 | 251 500    | -                       | 101 021     |
| 03069529 | Shrimps and prawns (other than in shell, cooked by steaming/boiling in water),in airtight containers for retail sale        | 300               | 57 100     | 150                     | 85 613      |
| 03069530 | Shrimps and prawns, not in airtight containers for retail sale  | 263 524           | 2 400 865  | 177 004                 | 1 351 795   |
| 03069939 | Crustaceans oth thn 0306.91-0306.95,oth thn smoked,including flour,meal&pellet,not in airtight container for retail sale    | 4 990             | 27 985     | 12 684                  | 94 777      |
| 03071110 | Oysters, live   | 6 876             | 8 973      | 8 017                   | 10 114      |
| 03071120 | Oysters, Fresh or chilled   | 25 330            | 127 102    | 53 251                  | 258 788     |
| 03071200 | Oysters, frozen   | 20                | 20         | 40                      | 40          |
| 03072110 | Scallops, including queen scallops, of the genera Pecten, Chlamys or Placopecten, live                                      | 1 448             | 18 885     | 1 430                   | 32 908      |
| 03072120 | Scallops, including queen scallops, of the genera Pecten, Chlamys or Placopecten, fresh or chilled                          | 320               | 87 206     | 824                     | 58 413      |
| 03072200 | Scallops, including queen scallops, of the genera Pecten, Chlamys or Placopecten, frozen                                    | 30 463            | 466 356    | 49 649                  | 771 528     |
| 03072930 | Scallops, including queen scallops, of the genera Pecten, Chlamys or Placopecten, dried, salted or in brine                 | 150               | 313        | 1 650                   | 3 850       |
| 03073110 | Mussels (Mytilus spp, Perna spp), live  | -                 | 19         | -                       | 201         |
| 03074211 | Cuttle fish (Sepia officinalis, Rossia macrosoma, Sepiola spp) and squid (Ommastrephes spp, Loligo spp, etc), live          | -                 | 15 000     | -                       | 7 454       |
| 03074219 | Cuttle fish&squid oth thn Sepia officinalis,Rossia macrosoma,Sepiola,Ommastrephes,Loligo,Nototodarus,Sepioteuthis, live     | -                 | 1 572      | -                       | 19 541      |
| 03074221 | Cuttle fish (Sepia officinalis, Rossia macrosoma, Sepiola spp), squid (Ommastrephes spp, Loligo spp,etc), fresh/chilled     | 21 020            | 92 275     | 23 327                  | 110 609     |
| 03074229 | Cuttle fish&squid o.t Sepia officinalis,Rossia macrosoma,Sepiola,Ommastrephes,Loligo,Nototodarus,Sepioteuthis,fresh/chilled | 11 900            | 61 390     | 16 993                  | 76 340      |
| 03074310 | Cuttle fish (Sepia officinalis, Rossia macrosoma, Sepiola spp), squid (Ommastrephes spp, Loligo spp,etc), frozen            | 15 272 162        | 81 892 815 | 52 619 140              | 290 470 447 |

Tabel 3 : Ekspor Indonesia menurut Komoditi ( Kode HS 8 digit )

|          |  | Oktober 2020      |            |                         |            |
|----------|--|-------------------|------------|-------------------------|------------|
| Kode H S | Uraian golongan barang   | Berat bersih (Kg) |            | Nilai F.O.B. ( U S \$ ) |            |
|          |  | Bulan ini         | Kumulatif  | Bulan ini               | Kumulatif  |
| (1)      | (2)  | (3)               | (4)        | (5)                     | (6)        |
| 03074390 | Cuttle fish&squid o.t Sepia officinalis,Rossia macrosoma,Sepiola,Ormastrephe,Loligo,Nototodarus,Sepioteuthis, frozen     | 1 390 066         | 11 300 624 | 4 652 702               | 35 868 140 |
| 03074921 | Cuttle fish (Sepia officinalis, Rossia macrosoma, Sepiola spp), squid (Ommastrephes spp, etc), dried, salted/in brine    | 10 644            | 422 375    | 82 814                  | 1 862 737  |
| 03074929 | Cuttle fish and squid other than HS 0307.49.21, dried, salted or in brine  | -                 | 271        | -                       | 10 096     |
| 03074930 | Cuttle fish (Sepia officinalis, Rossia macrosoma, Sepiola spp), squid (Ommastrephes spp, Loligo spp,etc), smoked         | -                 | 6 650      | -                       | 9 482      |
| 03075110 | Octopus (Octopus spp), live  | -                 | 4          | -                       | 57         |
| 03075120 | Octopus (Octopus spp), fresh or chilled  | -                 | 18         | -                       | 254        |
| 03075200 | Octopus (Octopus spp), Frozen  | 1 550 808         | 15 003 154 | 6 237 213               | 57 820 080 |
| 03075930 | Octopus (Octopus spp), smoked  | 21 000            | 97 154     | 206 850                 | 956 709    |
| 03076010 | Snails, other than sea snails, live  | 80 161            | 407 068    | 210 953                 | 1 326 365  |
| 03076020 | Snails, other than sea snails, fresh, chilled or frozen  | 137 366           | 1 316 645  | 321 468                 | 2 802 025  |
| 03077110 | Clams, cockles & ark shells, live  | 92 407            | 3 008 633  | 83 498                  | 1 888 945  |
| 03077120 | Clams, cockles & ark shells, fresh/chilled   | -                 | 252 130    | -                       | 340 859    |
| 03077200 | Clams, cockles & ark shells, frozen  | 158 238           | 1 126 627  | 215 577                 | 1 205 026  |
| 03077930 | Clams, cockles & ark shells, dried, salted or in brine   | -                 | 156        | -                       | 9 600      |
| 03078110 | Abalone (Haliotis spp) and stromboid conchs (Strombus spp), live   | 20                | 125        | 41                      | 1 090      |
| 03078210 | Stromboid conchs (Strombus spp), live  | 488               | 79 646     | 976                     | 209 792    |
| 03078300 | Frozen abalone (Haliotis spp)  | 208               | 36 346     | 416                     | 434 042    |
| 03078400 | Frozen stromboid conchs (Strombus spp)   | -                 | 39 716     | -                       | 52 502     |
| 03078710 | Abalone (haliotis spp), dried, salted or in brine  | 200               | 2 050      | 3 480                   | 18 680     |
| 03079110 | Molluscs, other than 0307.11 - 0307.88, live   | 40 365            | 355 572    | 132 732                 | 893 375    |
| 03079120 | Molluscs, other than 0307.11 - 0307.88, fresh/chilled  | 25 240            | 73 820     | 18 114                  | 56 608     |
| 03079200 | Molluscs, other than 0307.11 - 0307.88, frozen   | 67 828            | 487 368    | 129 580                 | 877 171    |
| 03079930 | Molluscs, other than 0307.11 - 0307.88, dried, salted or in brine  | 379               | 1 546      | 2 274                   | 9 276      |
| 03081110 | Sea cucumbers (stichopus japonicus, holothuroidea), live   | -                 | 7          | -                       | 87         |
| 03081120 | Sea cucumbers (stichopus japonicus, holothuroidea), fresh or chilled   | 10                | 25 515     | 50                      | 249 488    |
| 03081200 | Sea cucumbers (stichopus japonicus, holothuroidea), frozen   | 17                | 215 901    | 231                     | 908 377    |
| 03081920 | Sea cucumbers (stichopus japonicus, holothuroidea), dried, salted or in brine  | 93 143            | 887 630    | 862 988                 | 10 120 544 |
| 03082110 | Sea urchins (strongylocentrotus spp,paracentrotus lividus,loxechinus albus,echinus esculentus),live                      | 688               | 5 960      | 3 168                   | 30 495     |
| 03082920 | Sea urchins (strongylocentrotus spp,paracentrotus lividus,loxechinus albus,echinus esculentus),dried,salted/in brine     | -                 | 0          | -                       | 0          |
| 03083010 | Jellyfish (rhophilema spp), live   | 3                 | 18         | 48                      | 289        |
| 03083040 | Jellyfish (rhophilema spp), dried, salted or in brine  | 223 065           | 2 778 508  | 310 532                 | 3 981 847  |
| 03089010 | Aquatic invertebrates, other than crustaceans&molluscs, other than sea cucumbers, sea urchins, jellyfish, live           | 6 731             | 259 512    | 207 526                 | 4 392 269  |
| 03089030 | Aquatic invertebrates, other than crustaceans&molluscs, other than sea cucumbers, sea urchins, jellyfish, frozen         | 99                | 1 697      | 232                     | 7 407      |
| 03089040 | Aquatic invertebrates,o.t crustaceans&molluscs,other than sea cucumbers,sea urchins,jellyfish, dried, salted or in brine | 435               | 1 452      | 6 090                   | 19 108     |
| 03089090 | Flours, meals and pellets of aquatic invertebrates oth than crustaceans and molluscs, fit for human consumption          | 1 718             | 11 311     | 30 638                  | 181 746    |
| 04011010 | Milk&cream,not concentrated nor containing added sugar/oth sweetening matter,fat content,weight<=1%, In liquid form      | 72 343            | 466 220    | 52 013                  | 361 652    |
| 04011090 | Milk&cream,not concentrated nor containing added sugar/oth sweetening matter,fat content,weight<=1%, not in liquid form  | 2 017             | 16 885     | 9 693                   | 111 968    |
| 04012010 | Milk&cream,not concentrated nor containing added sugar/oth sweetening matter,fat content, 1%<weight<=6%,in liquid form   | 437 294           | 4 160 969  | 371 186                 | 3 479 015  |
| 04012090 | Milk&cream,not concentrated nor containing added sugar/oth sweeten matter,fat content,1%<weight<=6%,not in liquid form   | -                 | 21 908     | -                       | 25 722     |
| 04014010 | Milk&cream,not concentrated nor containing added sugar/oth sweetener,fat content,6%<weight<=10%,milk in liquid form      | 54 022            | 398 198    | 64 288                  | 524 846    |

Tabel 3 : Ekspor Indonesia menurut Komoditi ( Kode HS 8 digit )

|          |  | Oktober 2020      |           |                         |           |
|----------|--|-------------------|-----------|-------------------------|-----------|
| Kode H S | Uraian golongan barang   | Berat bersih (Kg) |           | Nilai F.O.B. ( U S \$ ) |           |
|          |  | Bulan ini         | Kumulatif | Bulan ini               | Kumulatif |
| (1)      | (2)  | (3)               | (4)       | (5)                     | (6)       |
| 04014020 | Milk&cream,not concentrated nor containing added sugar/oth sweetener,fat content,6%<weight<=10%,milk in frozen form      | -                 | 787       | -                       | 471       |
| 04014090 | Milk&cream,not concentrated nor contain added sugar/oth sweetener,fat content,6<weight<=10%,not in liquid/frozen form    | 90 877            | 432 659   | 531 409                 | 2 688 715 |
| 04015010 | Milk&cream,not concentrated nor containing added sugar/oth sweetening matter,fat content,weight>10%, In liquid form      | 20 479            | 158 201   | 43 279                  | 330 931   |
| 04015090 | Milk&cream,not concentrated nor containing added sugar/oth sweetening matter,fat content,weight>10%,not in liquid form   | 447               | 1 555     | 705                     | 2 118     |
| 04021041 | Milk/cream,in powder, granules/oth solid forms, fat <=1.5 %, not cont added sugar,oth sweetening,in containers,w >=20 kg | -                 | 4 068     | -                       | 3 890     |
| 04021042 | Milk/cream,in powder, granules/oth solid forms, fat <=1.5 %, not cont added sugar,oth sweetening,in containers,w<=2kg    | 970               | 27 117    | 1 461                   | 25 404    |
| 04021049 | Milk/cream,in powder, granules/oth solid forms, fat <=1.5 %, not cont added sugar,oth sweetening,in containers,2<w<20kg  | 48 641            | 566 673   | 440 866                 | 4 380 602 |
| 04021091 | Milk & cream, In powder, granules/oth solid forms, fat <=1.5%, cont added sugar/oth sweetening, In containers, w>=20 kg  | -                 | 3 778     | -                       | 3 150     |
| 04021092 | Milk & cream, In powder, granules/oth solid forms, fat <=1.5%, cont added sugar/oth sweetening, In containers, w<2 kg    | 954               | 87 307    | 1 113                   | 439 340   |
| 04021099 | Milk & cream, In powder, granules/oth solid forms, fat <=1.5%, cont added sugar/oth sweetening, In containers, 2<w<20kg  | 1 896             | 23 899    | 9 109                   | 112 645   |
| 04022130 | Milk/cream,in powder, granules/oth solid forms, fat >1.5 %, not cont added sugar/oth sweetening,in containers,w<=2kg     | -                 | 15 906    | -                       | 13 054    |
| 04022190 | Milk/cream,in powder, granules/oth solid forms, fat >1.5 %, not cont added sugar/oth sweetening,in containers,2<w<20kg   | 62 397            | 501 305   | 236 520                 | 2 636 669 |
| 04022920 | Milk & cream, In powder, granules/oth solid forms, fat >1.5%, cont added sugar/oth sweetening, In containers, w>=20 kg   | -                 | 40        | -                       | 0         |
| 04022930 | Milk & cream, In powder, granules/oth solid forms, fat >1.5%, cont added sugar/oth sweetening, In containers, w<2 kg     | -                 | 907       | -                       | 5 726     |
| 04022990 | Milk & cream, In powder, granules/oth solid forms, fat >1.5%, cont added sugar/oth sweetening, In containers, 2<w<20kg   | 42 602            | 787 594   | 156 733                 | 4 131 741 |
| 04029900 | Milk and cream, not in solid forms, containing added sugar or other sweetening matter                                    | 485 550           | 4 863 103 | 517 797                 | 5 034 614 |
| 04031021 | Yogurt, In liquid form, whether or not condensed, flavoured or cont added fruits (incl pulp and jams), nuts or cocoa     | 452 466           | 1 828 673 | 431 238                 | 1 699 386 |
| 04031029 | Yogurt, In liquid form, whether or not condensed, not flavoured or not cont added fruits (incl pulp & jams), nuts/cocoa  | 334 675           | 2 040 769 | 392 303                 | 2 276 770 |
| 04031091 | Yogurt, not in liquid form, flavoured or cont added fruits (incl pulp n jams), nuts or cocoa                             | -                 | 48 457    | -                       | 58 583    |
| 04031099 | Yogurt, not in liquid form, not flavoured or not cont added fruits (incl pulp & jams), nuts/cocoa                        | 30 238            | 177 438   | 59 806                  | 315 960   |
| 04039010 | Buttermilk   | 525               | 1 490     | 2 667                   | 8 748     |
| 04039090 | Curdled Milk&cream,kephir&oth fermented/acidified milk&cream, won concentrated/cont add sugar/oth,flav/fruit/nuts/cocoa  | 1 497 543         | 8 620 563 | 1 500 522               | 8 619 605 |
| 04041010 | Whey & modified whey, whether or not concentrated or containing added sugar or oth sweetening matter, In powder form     | 182               | 201 433   | 1 550                   | 391 003   |
| 04041090 | Whey & modified whey, whether or not concentrated or containing added sugar or oth sweetening matter, not in powder form | -                 | 110       | -                       | 250       |
| 04049000 | Products consist of natural milk constituent,whether/not cont added sugar/oth sweetening,not elsewhere specified/include | 350               | 111 458   | 1 085                   | 55 035    |
| 04051000 | Butter   | 18 680            | 40 188    | 33 296                  | 85 352    |
| 04059010 | Anhydrous butterfat  | 600               | 77 680    | 1 922                   | 387 395   |
| 04059020 | Butteroil  | -                 | 182       | -                       | 11 609    |
| 04059030 | Ghee   | -                 | 1         | -                       | 0         |
| 04059090 | Fats and oils derived from milk, other than Butter, Dairy spreads, Anhydrous butterfat, Butteroil, Ghee                  | -                 | 2 821     | -                       | 4 049     |
| 04061010 | Fresh (unripened or uncured) cheese, including whey cheese   | 1 886             | 106 860   | 9 594                   | 383 658   |

Tabel 3 : Ekspor Indonesia menurut Komoditi ( Kode HS 8 digit )

|          |   | Oktober 2020      |            |                         |             |
|----------|---|-------------------|------------|-------------------------|-------------|
| Kode H S | Uraian golongan barang  | Berat bersih (Kg) |            | Nilai F.O.B. ( U S \$ ) |             |
|          |   | Bulan ini         | Kumulatif  | Bulan ini               | Kumulatif   |
| (1)      | (2)   | (3)               | (4)        | (5)                     | (6)         |
| 04062010 | Grated or powdered cheese,of all kinds, In packages of a gross weight exceeding 20 kg                                   | 2 090             | 12 473     | 6 909                   | 40 313      |
| 04062090 | Grated or powdered cheese,of all kinds, In packages of a gross weight not exceeding 20 kg                               | 2 991             | 12 258     | 15 527                  | 55 854      |
| 04063000 | Processed cheese, not grated or powdered  | 47 090            | 539 167    | 149 593                 | 1 680 194   |
| 04064000 | Blueveined cheese and oth cheese containing veins produced by penicillium roqueforti                                    | -                 | 162        | -                       | 2 716       |
| 04069000 | Cheese other than fresh cheese, whey cheese, grated/powder cheese, processed cheese, blue-veined cheese                 | 153 141           | 885 441    | 537 032                 | 3 106 639   |
| 04071110 | Fertilised birds eggs for incubation,of fowls of the species gallus domesticus,for breeding                             | 4 290             | 4 290      | 85 320                  | 85 320      |
| 04071190 | Fertilised birds eggs for incubation,of fowls of the species gallus domesticus,not for breeding                         | 9 867             | 61 056     | 174 457                 | 1 070 035   |
| 04071919 | Fertilised birds eggs for incubation,of ducks,not for breeding  | 60                | 161        | 60                      | 185         |
| 04079020 | Birds' eggs, in shell, preserved or cooked, of ducks  | 9                 | 23         | 12                      | 31          |
| 04081100 | Eggyolks, dried   | -                 | 2 800      | -                       | 38 818      |
| 04081900 | Egg yolks, fresh, cooked by steaming/boiling, moulded, frozen or oth preserved, won cont added sugar/oth sweetening     | -                 | 24         | -                       | 38          |
| 04090000 | Natural honey   | 31 602            | 181 252    | 69 441                  | 427 085     |
| 04100010 | Birds nests, edible   | 128 128           | 1 034 109  | 66 146 146              | 392 627 544 |
| 04100090 | Edible products of animal origin, not elsewhere specified or included, other than birds nests                           | 220               | 3 660      | 4 535                   | 213 355     |
| 05010000 | Human hair, unworked, whether or not washed or scoured, waste of human hair   | 1 082             | 36 187     | 145 375                 | 956 407     |
| 05040000 | Guts, bladders&stomachs of animals (ot fish), whole & pieces thereof, fresh,chilled,frozen,salted,in brine,dried/smoked | 1 000             | 2 608      | 5 000                   | 21 160      |
| 05051010 | Duck feathers of a kind used for stuffing; down   | 87 516            | 515 532    | 76 414                  | 531 140     |
| 05051090 | Feathers of a kind used for stuffing, down, other than duck feathers  | 10 055            | 77 849     | 11 737                  | 121 424     |
| 05059010 | Duck feathers not for stuffing  | 53 406            | 709 919    | 60 050                  | 966 022     |
| 05059090 | Skin&oth part of bird,o.t duck feather,cleaned,disinfect/treat for preservation;powder&waste of feather/part of feather | 21                | 4 407      | 129                     | 22 281      |
| 05061000 | Ossein and bones treated with acid  | -                 | 415        | -                       | 673         |
| 05069000 | Bones&horn-cores, unworked,defatted, simply prepared,degelatinised,powder&waste of these product, other than ossein     | 131 438           | 565 739    | 131 376                 | 1 013 866   |
| 05071000 | Ivory, ivory powder and waste, unworked or simply prepared but not cut to shape   | -                 | 225        | -                       | 40 506      |
| 05080020 | Shells of molluscs, crustaceans/echinoderms, unworked or simply prepared but not cut to shape, powder and waste thereof | 1 979 926         | 11 314 884 | 882 563                 | 5 088 989   |
| 05080090 | Coral&similar materials, cuttle-bone, unworked but not othwise worked, powder and waste thereof                         | 114 577           | 243 208    | 1 185 924               | 2 616 101   |
| 05100000 | Ambergris,castoreum, civet&musk, cantharides, bile, won dried, glands & oth animal prod used in pharmaceutical product  | -                 | 117        | -                       | 4 594       |
| 05119110 | Roes and milt of fish or crustaceans, molluscs or oth aquatic invertebrates   | 114 034           | 136 565    | 136 841                 | 158 367     |
| 05119120 | Artemia egg (brine shrimp egg)  | -                 | 3 366      | -                       | 238 680     |
| 05119130 | Fish Skin   | 38 867            | 1 232 329  | 86 215                  | 1 369 641   |
| 05119190 | Dead animals of chapter 1 or 3, unfit for human consumption.  | 41 682            | 770 796    | 178 759                 | 2 973 789   |
| 05119990 | Animal products not elsewhere specified or included, other than 0511.10.00 - 0511.99.30                                 | 1 049             | 5 104      | 62 978                  | 235 149     |
| 06011000 | Bulbs, tubers, tuberous roots, corms, crowns and rhizomes, dormant  | 4 151             | 9 051      | 13 829                  | 43 445      |
| 06012010 | Chicory plants  | -                 | 14         | -                       | 1 750       |
| 06012090 | Bulbs, tubers, tuberous roots, corms, crowns and rhizomes, in growth or in flower                                       | 240 827           | 1 780 466  | 264 217                 | 2 409 242   |
| 06021020 | Unrooted cuttings and slips, of rubber trees  | -                 | 10         | -                       | 10          |
| 06021090 | Unrooted cuttings and slips, other than orchids and rubber trees  | 99 625            | 581 053    | 964 463                 | 5 456 315   |

Tabel 3 : Ekspor Indonesia menurut Komoditi ( Kode HS 8 digit )

|          |  | Oktober 2020      |            |                         |            |
|----------|--|-------------------|------------|-------------------------|------------|
| Kode H S | Uraian golongan barang   | Berat bersih (Kg) |            | Nilai F.O.B. ( U S \$ ) |            |
|          |  | Bulan ini         | Kumulatif  | Bulan ini               | Kumulatif  |
| (1)      | (2)  | (3)               | (4)        | (5)                     | (6)        |
| 06022000 | Trees, shrubs and bushes, grafted or not, of kinds which bear edible fruit or nuts   | 30 000            | 50 458     | 34 655                  | 43 346     |
| 06029010 | Rooted orchid cuttings and slips   | 1 117             | 11 060     | 9 162                   | 88 079     |
| 06029040 | Budded stumps of the genus Hevea   | 1                 | 1          | 67                      | 67         |
| 06029050 | Seedlings of the genus Hevea   | 188               | 630        | 32 986                  | 67 415     |
| 06029090 | Mushroom spawn and other live plants, nec in heading 0602  | 4 317             | 74 306     | 73 359                  | 834 045    |
| 06031100 | Roses, cut or bud, suitable for bouquets or for ornamental purposes, fresh   | 66                | 87         | 435                     | 2 714      |
| 06031300 | Orchids, cut or bud, suitable for bouquets or for ornamental purposes, fresh   | -                 | 17 000     | -                       | 69 500     |
| 06031400 | Chrysanthemums, cut or bud, suitable for bouquets or for ornamental purposes, fresh  | 5 083             | 37 251     | 69 783                  | 629 469    |
| 06031500 | Lilies (Lilium spp.), cut or bud, suitable for bouquets or for ornamental purposes, fresh  | 25                | 4 761      | 1 825                   | 750 149    |
| 06031900 | Flowers, cut/bud, other than rose, carnation, orchid, chrysanthemum, lilies, suitable for bouquets/ornamental purposes, fresh        | 110 022           | 750 966    | 242 042                 | 1 939 746  |
| 06039000 | Cut/buds flower of a kind suitable for bouquets/ornamental purposes, dried, dyed, bleached, impregnated/otherwise prepared           | -                 | 520        | -                       | 516        |
| 06042010 | Mosses and lichens, being goods of a kind suitable for bouquets or for ornamental purposes, fresh                                    | 3 148             | 23 249     | 25 429                  | 176 693    |
| 06042090 | Foliage, branches & other parts of plants, without flower/buds, grasses, suitable for bouquets/for ornamental purposes, fresh        | 188 549           | 1 339 603  | 137 004                 | 1 464 768  |
| 06049010 | Mosses and lichens, suitable for bouquets/for ornamental purposes, dried, dyed, bleached, impregnated/otherwise prepared             | 21 052            | 146 617    | 111 432                 | 834 642    |
| 06049090 | Foliage, branch & other part of plant, w/o flower/bud, grass, for bouquet/ornament purpose, dry, dye, bleach, impregnate/oth prepare | 14 086            | 156 992    | 8 329                   | 213 505    |
| 07019010 | Chipping potatoes, fresh or chilled  | 6 400             | 351 694    | 8 207                   | 312 317    |
| 07019090 | Potatoes, fresh or chilled, other than seed and chipping potatoes  | 248 140           | 3 415 645  | 182 813                 | 2 586 250  |
| 07020000 | Tomatoes, fresh or chilled   | 30 062            | 352 832    | 36 562                  | 525 512    |
| 07031019 | Onions, other than for propagation, fresh or chilled   | 90                | 7 000      | 69                      | 10 448     |
| 07031021 | Shallots, bulbs for propagation, fresh or chilled  | -                 | 1 010      | -                       | 3 149      |
| 07031029 | Shallots, other than for propagation, fresh or chilled   | 1 110 065         | 7 364 690  | 2 028 526               | 11 738 865 |
| 07032010 | Garlic, bulbs for propagation, fresh or chilled  | -                 | 1 080      | -                       | 270        |
| 07032090 | Garlic, other than for propagation, fresh or chilled   | 67                | 132 982    | 700                     | 194 662    |
| 07039090 | Leeks and other alliaceous vegetables, other than for propagation, fresh or chilled  | -                 | 62 536     | -                       | 30 643     |
| 07041010 | Cauliflowers, fresh or chilled   | -                 | 52 133     | -                       | 13 115     |
| 07041020 | Headed broccoli, fresh or chilled  | 278               | 569        | 95                      | 649        |
| 07042000 | Brussels sprouts, fresh or chilled   | 10 760            | 237 695    | 12 176                  | 241 947    |
| 07049010 | Round (drumhead) cabbages, fresh or chilled  | 4 372 218         | 30 699 094 | 918 597                 | 6 671 493  |
| 07049020 | Chinese mustard, fresh or chilled  | 10                | 213 400    | 26                      | 32 830     |
| 07049090 | Edible brassicas, other than cauliflower, headed broccoli, brussels sprouts, round cabbage, chinese mustard, fresh/chilled           | 3 011 426         | 16 039 984 | 615 024                 | 3 399 945  |
| 07051100 | Cabbage lettuce (head lettuce), fresh or chilled   | 900               | 6 559      | 5 298                   | 25 776     |
| 07051900 | Lettuce (lactuca sativa), other than cabbage lettuce (head lettuce), fresh or chilled  | 78 799            | 1 674 250  | 78 210                  | 1 192 583  |
| 07052100 | Witloof chicory (cichorium intybus var foliosum), fresh or chilled   | -                 | 840        | -                       | 4 737      |
| 07061010 | Carrots, fresh or chilled  | 11 074            | 72 179     | 8 075                   | 46 259     |
| 07061020 | Turnips, fresh or chilled  | 17 009            | 61 918     | 15 527                  | 34 864     |
| 07069000 | Salad beetroot, salsify, celeriac, radishes and similar edible roots, fresh or chilled   | 18 320            | 69 258     | 11 419                  | 53 702     |
| 07070000 | Cucumbers and gherkins, fresh or chilled   | 99                | 14 885     | 34                      | 19 723     |
| 07081000 | Peas (pisum sativum), shelled or unshelled, fresh or chilled   | 2 440             | 49 229     | 2 684                   | 47 444     |
| 07082010 | French beans, shelled or unshelled, fresh or chilled   | 69 910            | 816 474    | 75 484                  | 929 114    |

Tabel 3 : Ekspor Indonesia menurut Komoditi ( Kode HS 8 digit )

|          |  | Oktober 2020      |           |                         |            |
|----------|--|-------------------|-----------|-------------------------|------------|
| Kode H S | Uraian golongan barang   | Berat bersih (Kg) |           | Nilai F.O.B. ( U S \$ ) |            |
|          |  | Bulan ini         | Kumulatif | Bulan ini               | Kumulatif  |
| (1)      | (2)  | (3)               | (4)       | (5)                     | (6)        |
| 07082020 | Long beans, shelled or unshelled, fresh or chilled   | 140               | 1 619     | 270                     | 4 750      |
| 07082090 | Beans (vigna spp, phaseolus spp), other than french and long beans, shelled or unshelled, fresh or chilled               | 20 165            | 103 329   | 19 891                  | 225 962    |
| 07089000 | Leguminous vegetables, shelled/unshelled,oth thn peas (Pisum sativum)&beans (Vigna spp., Phaseolus spp.) fresh/chilled   | 50 559            | 641 112   | 112 136                 | 1 081 065  |
| 07092000 | Asparagus, fresh or chilled  | 20                | 317       | 14                      | 1 877      |
| 07093000 | Aubergines (egg-plants), fresh or chilled  | 117 553           | 327 848   | 218 294                 | 546 081    |
| 07094000 | Celery oth than celeriac, fresh or chilled   | -                 | 104       | -                       | 60         |
| 07095100 | Mushrooms of the genus agaricus, fresh or chilled  | 5 733             | 71 505    | 31 608                  | 371 477    |
| 07095990 | Mushrooms, other than genus agaricus, fresh or chilled   | -                 | 8 115     | -                       | 13 157     |
| 07096010 | Chillies (fruits of genus capsicum), fresh or chilled  | 41 422            | 319 311   | 80 741                  | 542 598    |
| 07096090 | Fruits of the genus Pimenta, fresh or chilled  | -                 | 2 000     | -                       | 138        |
| 07097000 | Spinach, new zealand spinach and orache spinach (garden spinach), fresh or chilled                                       | 224               | 2 447     | 438                     | 6 712      |
| 07099300 | Pumpkins, squash and gourds (cucurbita spp), fresh or chilled  | 287 419           | 687 043   | 99 772                  | 282 624    |
| 07099910 | Sweet corn, fresh or chilled   | 123               | 39 301    | 43                      | 376 938    |
| 07099920 | Lady's finger (okra), fresh or chilled   | 331               | 118 610   | 1 390                   | 103 179    |
| 07099990 | Vegetables, edible, other than 0701.10.00 - 0709.99.20, fresh or chilled   | 61 136            | 639 069   | 60 903                  | 572 552    |
| 07101000 | Potatoes (uncooked or cooked by steaming or boiling in water), frozen  | 93 317            | 811 531   | 106 757                 | 890 924    |
| 07102100 | Peas (pisum sativum), shelled or unshelled, (uncooked or cooked by steaming or boiling in water), frozen                 | -                 | 110       | -                       | 116        |
| 07102200 | Beans (vigna spp, phaseolus spp), shelled or unshelled, (uncooked or cooked by steaming or boiling in water), frozen     | 14 926            | 364 433   | 25 188                  | 689 314    |
| 07102900 | Leguminous veg, other than peas & beans, shelled/unshelled, (uncooked or cooked by steaming or boiling in water), frozen | 305 203           | 3 595 120 | 638 106                 | 7 349 107  |
| 07103000 | Spinach, new zealand spinach&orache spinach (garden spinach), (uncooked/cooked by steaming or boiling), frozen           | -                 | 1 368     | -                       | 377        |
| 07104000 | Sweet corn, (uncooked or cooked by steaming or boiling in water), frozen   | 87 205            | 488 440   | 97 162                  | 571 342    |
| 07108000 | Vegetables, uncooked or cooked by steaming or boiling in water, other than potato,leguminous,spinach,sweet corn, frozen  | 500 509           | 6 198 611 | 834 081                 | 10 529 349 |
| 07109000 | Mixtures of vegetables, (uncooked or cooked by steaming or boiling in water), frozen                                     | 78 056            | 125 502   | 161 034                 | 255 235    |
| 07114090 | Cucumbers&gherkins, preserved in brine/sulphur water/oth preservative solutions, unsuitable for immediate consumption    | -                 | 164       | -                       | 729        |
| 07115190 | Mushrooms (agaricus) preserved in brine/sulphur water/oth preservative solutions, unsuitable for immediate consumption   | 795               | 127 788   | 1 352                   | 125 852    |
| 07119010 | Sweet corn provisionally preserved, but unsuitable in that state for immediate consumption                               | -                 | 58 000    | -                       | 657 358    |
| 07119020 | Chillies (fruits of genus capsicum) provisionally preserved, but unsuitable in that state for immediate consumption      | 321               | 2 902     | 1 432                   | 8 497      |
| 07119050 | Onions, preserved oth than by sulphur dioxide gas, but unsuitable in that state for immediate consumption                | 2 752             | 7 966     | 3 455                   | 10 037     |
| 07119090 | Vegetables, mix of vegetables oth than onions, caper, chillies, sweet corn, preserved other than by sulphur dioxide gas  | -                 | 235 346   | -                       | 208 603    |
| 07122000 | Onions, dried, whole, cut, sliced, broken or in powder, but not further prepared   | 1 500             | 4 229     | 1 501                   | 4 098      |
| 07123100 | Mushrooms of the genus Agaricus, dried, whole, cut, sliced, broken or in powder, but not further prepared                | 580               | 31 135    | 1 740                   | 189 863    |
| 07123200 | Wood ears (Auricularia spp), dried, whole, cut, sliced, broken or in powder, but not further prepared                    | 1                 | 751       | 51                      | 561        |
| 07123300 | Jelly fungi (Tremella spp), dried, whole, cut, sliced, broken or in powder, but not further prepared                     | -                 | 140       | -                       | 365        |
| 07123990 | Mushroom o.t Agaricus,Wood ears,Jelly fungi,truffle,shitake,dried,whole,cut,sliced,broken/in powder,not further prepared | 4 825             | 66 265    | 85 930                  | 323 135    |
| 07129010 | Garlic, dried, whole, cut, sliced, broken or in powder, but not further prepared   | 302               | 3 805     | 1 021                   | 12 129     |



Tabel 3 : Ekspor Indonesia menurut Komoditi ( Kode HS 8 digit )

|          |   | Oktober 2020      |             |                         |             |
|----------|---|-------------------|-------------|-------------------------|-------------|
| Kode H S | Uraian golongan barang  | Berat bersih (Kg) |             | Nilai F.O.B. ( U S \$ ) |             |
|          |   | Bulan ini         | Kumulatif   | Bulan ini               | Kumulatif   |
| (1)      | (2)   | (3)               | (4)         | (5)                     | (6)         |
| 07129090 | Vegetable,mix of vegetable, o.t<br>garlic,mushroom,onion,dried,whole,cut,sliced,broken/in powder,but not<br>further prepared  | 77 476            | 1 078 849   | 125 011                 | 5 067 995   |
| 07131090 | Peas (Pisum sativum), dried, shelled, whether or not skinned or split , not<br>suitable for sowing                            | -                 | 1 746       | -                       | 7 998       |
| 07132090 | Chickpeas (garbanzos), dried, shelled, whether or not skinned or split, not<br>suitable for sowing                            | -                 | 59          | -                       | 568         |
| 07133110 | Beans of sp Vigna mungo, Hepper/Vigna radiata, Wilczek, dried, shelled,<br>w.o.n skinned/split, suitable for sowing           | 30                | 30          | 8                       | 8           |
| 07133190 | Beans of sp Vigna mungo, Hepper/Vigna radiata, Wilczek, dried, shelled,<br>w.o.n skinned or split, not suitable for sowing    | 9 133 555         | 43 275 715  | 9 878 500               | 45 331 816  |
| 07133290 | Small red (Adzuki) beans (Phaseolus or Vigna angularis), dried, shelled,<br>w.o.n skinned or split, not suitable for sowing   | -                 | 500         | -                       | 50          |
| 07133310 | Kidney beans, incl white pea beans (Phaseolus vulgaris), dried, shelled,<br>w.o.n skinned or split, suitable for sowing       | 345               | 8 843       | 1 142                   | 7 298       |
| 07133390 | Kidney beans, incl white pea beans (Phaseolus vulgaris), dried, shelled,<br>w.o.n skinned or split, not suitable for sowing   | 8 444             | 81 891      | 24 280                  | 190 561     |
| 07133990 | Beans (Vigna spp, Phaseolus spp) oth thn HS 0713.31-0713.35, dried,<br>shelled, w.o.n skinned/split,not suitable for sowing   | 5                 | 21          | 8                       | 168         |
| 07135090 | Broad beans (var.major) & horse beans (var.equina, var.minor), shelled,<br>w.o.n skinned/split, not suitable for sowing       | -                 | 105         | -                       | 158         |
| 07139090 | Dried leguminous veg,o.t<br>peas,chickpeas,beans,lentils,broad&horse(bean),pigeon peas,shelled,w.o.n<br>skin/split,not sowing | 46 000            | 77 254      | 51 520                  | 133 379     |
| 07141011 | Manioc (cassava), sliced or in the form of pellets, dried chips   | 1 889 852         | 5 785 293   | 508 189                 | 5 311 886   |
| 07141019 | Manioc (cassava), sliced or in the form of pellets, other than dried chips  | 1 061 907         | 1 302 166   | 375 261                 | 582 215     |
| 07141091 | Manioc (cassava), other than sliced or in the form of pellets, frozen   | 45 216            | 934 870     | 34 177                  | 703 464     |
| 07141099 | Manioc (cassava), other than sliced or in the form of pellets, fresh, chilled, or<br>dried                                    | 27 734            | 433 148     | 15 721                  | 755 679     |
| 07142010 | Sweet potatoes whether or not sliced or in the form of pellets, frozen  | 8 890             | 3 566 387   | 9 635                   | 4 933 928   |
| 07142090 | Sweet potatoes whether or not sliced or in the form of pellets, fresh, chilled,<br>or dried                                   | 1 072 539         | 6 288 311   | 951 024                 | 3 103 083   |
| 07143090 | Yams (Dioscorea spp) whether or not sliced or in the form of pellets, fresh,<br>chilled, or dried                             | -                 | 3 480       | -                       | 2 840       |
| 07144010 | Taro (Colocasia spp) whether or not sliced or in the form of pellets, frozen  | -                 | 10 509      | -                       | 12 450      |
| 07144090 | Taro (Colocasia spp) whether or not sliced or in the form of pellets, fresh,<br>chilled, or dried                             | 124 693           | 2 467 872   | 48 691                  | 2 957 016   |
| 07149019 | Sago pith, fresh, chilled, or dried   | 1 054 000         | 1 212 000   | 141 830                 | 168 690     |
| 07149091 | Arrowroot,salep,Jerusalem artichokes,similar roots&tubers w/ high<br>starch/inulin content,w.o.n sliced/in pellets,frozen     | -                 | 29 404      | -                       | 71 640      |
| 07149099 | Arrowroot,salep,Jerusalem artichokes,similar root&tubers w/ high<br>starch/inulin,w.o.n sliced/in pellets,other than frozen   | 1 128 838         | 5 793 097   | 1 737 912               | 17 487 451  |
| 08011100 | Coconuts, desiccated, dried   | 12 816 263        | 106 109 001 | 18 649 340              | 146 411 616 |
| 08011200 | Coconuts In the inner shell (endocarp)  | 37 223 599        | 198 632 329 | 8 634 128               | 43 300 020  |
| 08011910 | Young coconut   | 12 600            | 2 436 554   | 10 000                  | 1 944 443   |
| 08011990 | Coconuts, other than desiccated, in the inner shell (endocarp), young<br>coconut, fresh or dried                              | 67 155 872        | 513 112 137 | 16 812 614              | 127 271 970 |
| 08012100 | Brazil nuts In shell  | -                 | 568         | -                       | 948         |
| 08012200 | Brazil nuts shelled   | 40 800            | 142 402     | 3 753                   | 12 643      |
| 08013100 | Cashew nuts In shell  | 14 227 319        | 43 253 128  | 18 686 621              | 59 145 678  |
| 08013200 | Cashew nuts shelled   | 649 015           | 5 905 683   | 4 141 563               | 38 582 548  |
| 08021100 | Almonds In shell  | 5                 | 10          | 36                      | 40          |
| 08021200 | Almonds shelled   | 9 061             | 207 977     | 58 390                  | 1 404 287   |
| 08022200 | Hazelnuts or filberts (Corylus spp) shelled   | 70                | 4 070       | 1 377                   | 15 481      |
| 08023200 | Walnuts shelled   | 1 290             | 3 514       | 1 290                   | 3 759       |
| 08025200 | Pistachios shelled  | -                 | 1           | -                       | 1           |
| 08026200 | Macadamia nuts Shelled  | -                 | 40          | -                       | 935         |
| 08028000 | Areca nuts  | 10 362 222        | 165 500 138 | 13 122 579              | 204 599 016 |

Tabel 3 : Ekspor Indonesia menurut Komoditi ( Kode HS 8 digit )

|          |  | Oktober 2020      |            |                         |            |
|----------|--|-------------------|------------|-------------------------|------------|
| Kode H S | Uraian golongan barang   | Berat bersih (Kg) |            | Nilai F.O.B. ( U S \$ ) |            |
|          |  | Bulan ini         | Kumulatif  | Bulan ini               | Kumulatif  |
| (1)      | (2)  | (3)               | (4)        | (5)                     | (6)        |
| 08029000 | Nuts, other than 0801.11 - 0802.80, fresh or dried, whether or not shelled or peeled                                     | 1 183 820         | 5 157 059  | 1 841 678               | 7 889 945  |
| 08031000 | Plantains, fresh or dried  | 407 215           | 3 330 015  | 130 861                 | 1 028 850  |
| 08039010 | Lady's finger banana, fresh or dried   | 345               | 147 155    | 363                     | 34 020     |
| 08039090 | Bananas other than lady's finger banana, fresh or dried  | 483 137           | 7 046 184  | 281 424                 | 3 771 490  |
| 08041000 | Dates, fresh or dried  | 14 492            | 86 492     | 25 379                  | 150 381    |
| 08043000 | Pineapples, fresh or dried   | 817 752           | 4 973 773  | 477 410                 | 2 987 292  |
| 08044000 | Avocados, fresh or dried   | 23 557            | 239 751    | 8 776                   | 89 028     |
| 08045010 | Guavas, fresh or dried   | 2 958             | 24 444     | 4 945                   | 42 938     |
| 08045020 | Mangoes, fresh or dried  | 244 367           | 532 701    | 354 102                 | 808 294    |
| 08045030 | Mangosteens, fresh or dried  | 126 399           | 47 473 946 | 267 893                 | 78 592 344 |
| 08051010 | Fresh oranges  | 2 190             | 74 522     | 354                     | 40 615     |
| 08051020 | Dried oranges  | -                 | 21         | -                       | 105        |
| 08052900 | Wilkings and similar citrus hybrids, fresh or dried  | 2                 | 7 381      | 12                      | 1 773      |
| 08054000 | Grapefruit, including pomelos, fresh or dried  | -                 | 50         | -                       | 95         |
| 08055010 | Lemons (Citrus limon, Citrus limonum), fresh or dried  | 8                 | 104 964    | 442                     | 11 134     |
| 08055020 | Limes (Citrus aurantifolia, Citrus latifolia), fresh or dried  | 144 964           | 1 062 194  | 85 433                  | 760 314    |
| 08059000 | Citrus fruit other than oranges, mandarins, clementines, wilkings, grapefruit, pomelos, lemons, limes, fresh or dried.   | 3 724             | 27 172     | 6 372                   | 57 772     |
| 08061000 | Grapes, fresh  | -                 | 10         | -                       | 1 118      |
| 08062000 | Grapes, dried  | 1 185             | 3 391      | 543                     | 2 273      |
| 08071100 | Watermelons, fresh   | 23 279            | 294 853    | 16 921                  | 146 583    |
| 08071900 | Melons, other than watermelons, fresh  | 17 990            | 53 180     | 18 388                  | 58 425     |
| 08072000 | Papaws (papayas), fresh  | 180               | 65 682     | 167                     | 17 697     |
| 08081000 | Apples, fresh  | -                 | 11 340     | -                       | 45 078     |
| 08092900 | Cherries other than sour cherries (Prunus cerasus), fresh  | -                 | 400        | -                       | 773        |
| 08094010 | Plums, fresh   | 8                 | 58 586     | 33                      | 38 488     |
| 08101000 | Strawberries, fresh  | 20                | 472        | 10                      | 200        |
| 08102000 | Raspberries, blackberries, mulberries and loganberries, fresh  | 2 745             | 20 172     | 46 191                  | 315 143    |
| 08104000 | Cranberries, bilberries and oth fruits of the genus Vaccinium, fresh   | -                 | 20         | -                       | 20         |
| 08106000 | Durians, fresh   | 19 187            | 102 005    | 53 093                  | 227 888    |
| 08109010 | Longans, mata kucing, fresh  | -                 | 3          | -                       | 11         |
| 08109020 | Lychees, fresh   | 6                 | 651        | 8                       | 5 692      |
| 08109030 | Rambutan, fresh  | -                 | 217 488    | -                       | 270 937    |
| 08109040 | Langsat (Lanzones), fresh  | -                 | 149 933    | -                       | 61 724     |
| 08109050 | Jackfruit (including Cempedak and Nangka), fresh   | 11 582            | 105 813    | 5 254                   | 60 877     |
| 08109060 | Tamarinds, fresh   | 285 652           | 887 768    | 94 971                  | 356 443    |
| 08109070 | Starfruit, fresh   | 59                | 169        | 104                     | 580        |
| 08109091 | Salacca (snake fruit), fresh   | 89 881            | 852 806    | 92 096                  | 1 020 095  |
| 08109092 | Dragon fruit, fresh  | 11 667            | 121 034    | 21 332                  | 205 043    |
| 08109093 | Sapodilla (ciku fruit), fresh  | 1 546             | 2 643      | 1 348                   | 2 798      |
| 08109094 | Pomegranate, soursop/sweetsops, bell fruit, marian plum, passion fruit, cottonfruit, jujube and tampoi or rambai         | 23 302            | 58 480     | 12 712                  | 38 201     |
| 08109099 | Fruit other than 0803.10.00 - 0810.90.94, fresh  | 4 780             | 52 054     | 1 999                   | 18 892     |
| 08111000 | Strawberries, uncooked/cooked by steaming/boiling, frozen, w.o.n containing added sugar or oth sweetening matter         | -                 | 696 900    | -                       | 1 293 150  |
| 08119000 | Fruit & nuts other than 0811.10 - 0811.20, uncooked or cooked by steaming/boiling, frozen, w.o.n cont added sugar or oth | 378 812           | 2 607 307  | 286 504                 | 3 465 301  |
| 08129090 | Fruit&nuts o.t cherry&strawberry,provisionally preserved(eg by sulphur dioxide gas,etc.),not for immediate consumption   | -                 | 725        | -                       | 1 620      |
| 08133000 | Apples, dried  | -                 | 51         | -                       | 512        |
| 08134010 | Longans, dried   | 103 000           | 407 005    | 38 968                  | 193 219    |
| 08134020 | Tamarinds, dried   | 10 157 758        | 31 707 231 | 3 741 310               | 13 813 019 |
| 08134090 | Fruit, other than heading 0801-0806, apricots, prunes, apples, longans, tamarinds, dried                                 | 824 410           | 1 501 200  | 336 565                 | 1 296 841  |
| 08135030 | Mixtures of which dried dates predominate by weight  | -                 | 106        | -                       | 114        |
| 08135040 | Mix of which dried avocados or dried oranges/mandarins (including tangerines and satsumas) predominate by weight         | 130               | 770        | 130                     | 276        |

Tabel 3 : Ekspor Indonesia menurut Komoditi ( Kode HS 8 digit )

|          |  | Oktober 2020      |             |                         |             |
|----------|--|-------------------|-------------|-------------------------|-------------|
| Kode H S | Uraian golongan barang   | Berat bersih (Kg) |             | Nilai F.O.B. ( U S \$ ) |             |
|          |  | Bulan ini         | Kumulatif   | Bulan ini               | Kumulatif   |
| (1)      | (2)  | (3)               | (4)         | (5)                     | (6)         |
| 08135090 | Mixtures of dried fruits other than dates, avocados, orange/mandarins (incl tangerins&satsumas) predominate by weight    | -                 | 138 902     | -                       | 226 074     |
| 08140000 | Peel of citrus/melons,fresh/frozen/dried/provisionally preserved in brine/sulphur water/oth preservative solution        | 3 002             | 5 371       | 9 983                   | 14 509      |
| 09011110 | Coffee, Arabica WIB or Robusta OIB, not roasted, not decaffeinated   | 41 137 234        | 296 241 827 | 76 209 836              | 653 836 367 |
| 09011190 | Coffee other than Arabica WIB or Robusta OIB, not roasted, not decaffeinated   | 135 099           | 1 898 137   | 262 305                 | 2 723 389   |
| 09011210 | Coffee, Arabica WIB or Robusta OIB, not roasted, decaffeinated   | 25 180            | 85 392      | 78 388                  | 383 675     |
| 09011290 | Coffee other than Arabica WIB or Robusta OIB, not roasted, decaffeinated   | -                 | 66          | -                       | 516         |
| 09012110 | Coffee, roasted, not decaffeinated, unground   | 4 023             | 135 337     | 42 136                  | 655 406     |
| 09012120 | Coffee, roasted, not decaffeinated, ground   | 320 306           | 2 233 079   | 1 074 136               | 7 304 043   |
| 09012210 | Coffee, roasted, decaffeinated, unground   | 9 052             | 15 195      | 92 674                  | 159 747     |
| 09012220 | Coffee, roasted, decaffeinated, ground   | 18 057            | 105 139     | 38 460                  | 288 197     |
| 09019010 | Coffee husks and skins   | -                 | 32 528      | -                       | 12 456      |
| 09019020 | Coffee substitutes containing coffee   | 59 324            | 661 420     | 165 708                 | 1 923 197   |
| 09021010 | Leaves green tea (not fermented), in immediate packings of not exceeding 3 kg, whether or not flavoured                  | 4 093             | 156 187     | 12 571                  | 267 006     |
| 09021090 | Green tea (not fermented) other than leaves, in immediate packings of not exceeding 3 kg, whether or not flavoured       | 12 210            | 577 051     | 105 967                 | 1 767 994   |
| 09022010 | Leaves green tea (not fermented), in immediate packings of exceeding 3 kg, whether or not flavoured                      | 373 880           | 4 703 897   | 713 888                 | 10 206 438  |
| 09022090 | Green tea (not fermented) other than leaves, in immediate packings of exceeding 3 kg, whether or not flavoured           | 260 174           | 1 117 914   | 235 225                 | 1 934 476   |
| 09023010 | Leaves black tea(fermented) &partly fermented tea, in immediate packings of not exceeding 3 kg, whether or not flavoured | 1                 | 170 057     | 10                      | 287 468     |
| 09023090 | Black tea(fermented)&partly fermented tea other than leaves, in immediate packings of <=3 kg, whether or not flavoured   | 1 185 092         | 4 903 525   | 3 470 152               | 22 058 082  |
| 09024010 | Leaves black tea(fermented) &other partly fermented tea in immediate packings of exceeding 3 kg,whether or not flavoured | 63 518            | 3 271 961   | 137 740                 | 6 518 953   |
| 09024090 | Black tea (fermented)&oth partly fermented tea other than leaves,in immediate packings of >3 kg,whether or not flavoured | 2 027 712         | 21 849 627  | 3 176 570               | 35 705 920  |
| 09030000 | MatØ   | 884               | 13 211      | 4 176                   | 32 774      |
| 09041110 | White pepper, neither crushed nor ground   | 1 839 966         | 18 092 452  | 6 017 590               | 54 112 990  |
| 09041120 | Black pepper, neither crushed nor ground   | 4 156 748         | 21 345 367  | 10 046 320              | 49 483 840  |
| 09041190 | Pepper of the genus Piper other than white and black pepper, neither crushed nor ground                                  | 378 391           | 3 536 086   | 1 258 725               | 11 873 152  |
| 09041210 | White pepper, crushed or ground  | 312               | 341 557     | 1 759                   | 1 380 096   |
| 09041220 | Black Pepper, crushed or ground  | 60 902            | 746 810     | 225 183                 | 2 560 356   |
| 09041290 | Pepper of the genus Piper other than white and black pepper, crushed or ground   | 5 800             | 43 940      | 63 989                  | 284 227     |
| 09042110 | Chillies (fruits of the genus Capsicum), dried, neither crushed nor ground   | 29 011            | 380 698     | 77 944                  | 767 052     |
| 09042190 | Fruits of the genus Capsicum or of the genus Pimenta, other than Chillies, dried, neither crushed nor ground             | 15 117            | 48 512      | 57 741                  | 237 264     |
| 09042210 | Chillies (Fruits of the genus Capsicum), crushed or ground   | 204 299           | 1 120 905   | 1 047 970               | 5 961 214   |
| 09042290 | Fruits of the genus Capsicum or of the genus Pimenta, other than Chillies, crushed or ground                             | 14 351            | 140 372     | 62 469                  | 395 531     |
| 09051000 | Vanila, neither crushed nor ground   | 19 303            | 277 607     | 3 004 821               | 50 177 309  |
| 09052000 | Vanila, crushed or ground  | 330               | 22 689      | 22 163                  | 2 009 785   |
| 09061100 | Cinnamon (Cinnamomum zeylanicum Blume), neither crushed nor ground   | 503 541           | 6 952 157   | 3 054 500               | 31 328 887  |
| 09061900 | Cinnamon other than Cinnamomum zeylanicum Blume and cinnamon-tree flowers, neither crushed nor ground                    | 577 671           | 7 170 597   | 2 358 556               | 28 281 610  |
| 09062000 | Cinnamon and Cinnamon-tree flowers, crushed or ground  | 1 880 715         | 17 493 347  | 8 288 400               | 67 159 318  |
| 09071000 | Cloves (whole fruit, cloves and stems), neither crushed nor ground   | 6 528 109         | 33 083 736  | 23 062 265              | 121 825 382 |
| 09072000 | Cloves (whole fruit, cloves and stems), crushed or ground  | 27 016            | 335 029     | 177 924                 | 2 455 972   |
| 09081100 | Nutmeg, neither crushed nor ground   | 1 745 498         | 13 167 187  | 8 576 682               | 61 526 155  |

Tabel 3 : Ekspor Indonesia menurut Komoditi ( Kode HS 8 digit )

|          |  | Oktober 2020      |            |                         |            |
|----------|--|-------------------|------------|-------------------------|------------|
| Kode H S | Uraian golongan barang   | Berat bersih (Kg) |            | Nilai F.O.B. ( U S \$ ) |            |
|          |  | Bulan ini         | Kumulatif  | Bulan ini               | Kumulatif  |
| (1)      | (2)  | (3)               | (4)        | (5)                     | (6)        |
| 09081200 | Nutmeg, crushed or ground  | 354 656           | 2 587 010  | 2 302 236               | 17 275 728 |
| 09082100 | Mace, neither crushed nor ground   | 327 443           | 2 114 379  | 5 274 109               | 36 683 152 |
| 09082200 | Mace Crushed or ground   | -                 | 682 084    | -                       | 12 953 068 |
| 09083100 | Cardamoms, neither crushed nor ground  | 1 077 049         | 4 163 389  | 12 366 020              | 36 396 175 |
| 09083200 | Cardamoms, crushed or ground   | 1                 | 17 768     | 2                       | 141 891    |
| 09092100 | Seeds of coriander, neither crushed nor ground   | 1 592             | 77 098     | 4 116                   | 558 355    |
| 09092200 | Seeds of coriander, crushed or ground  | 471               | 11 015     | 1 363                   | 28 621     |
| 09093100 | Seeds of cumin, neither crushed nor ground   | 1                 | 53         | 1                       | 42         |
| 09093200 | Seeds of cumin, crushed or ground  | 510               | 4 817      | 563                     | 10 826     |
| 09096110 | Seeds of anise, neither crushed nor ground   | 5                 | 3 260      | 9                       | 27 707     |
| 09096130 | Seeds of caraway, neither crushed nor ground   | -                 | 170        | -                       | 742        |
| 09096190 | Seeds of fennel, juniper berries, neither crushed nor ground   | 60                | 5 149      | 1 051                   | 100 429    |
| 09096210 | Seeds of anise, crushed or ground  | -                 | 55         | -                       | 65         |
| 09096230 | Seeds of caraway, crushed or ground  | 270               | 376        | 897                     | 1 525      |
| 09101100 | Ginger, neither crushed nor ground   | 37 007            | 1 762 008  | 256 661                 | 3 056 271  |
| 09101200 | Ginger, crushed or ground  | 26 229            | 181 351    | 123 588                 | 487 787    |
| 09102000 | Saffron  | -                 | 206        | -                       | 103        |
| 09103000 | Turmeric (curcuma)   | 1 155 809         | 7 971 360  | 1 129 659               | 7 598 763  |
| 09109110 | Curry  | 1 027             | 14 832     | 3 267                   | 34 347     |
| 09109190 | Mixtures of spices in heading 0904 - 0910, other than curry  | 36 501            | 291 267    | 91 750                  | 662 938    |
| 09109910 | Thyme, bay leaves  | 4 709             | 36 656     | 15 196                  | 201 374    |
| 09109990 | Spices, not mixtures, other than HS 0904.11.10 - 0910.99.10  | 236 225           | 1 610 972  | 391 690                 | 3 824 012  |
| 10011900 | Durum wheat, other than seed   | -                 | 21         | -                       | 11         |
| 10051000 | Maize (corn) seed  | 10                | 211 724    | 10                      | 626 380    |
| 10059010 | Popcorn  | 3 721             | 25 054     | 9 008                   | 44 772     |
| 10059090 | Maize (corn), other than seed & popcorn  | 157 536           | 63 776 965 | 83 439                  | 15 633 396 |
| 10061010 | Rice in the husk (paddy or rough), suitable for sowing   | -                 | 32 612     | -                       | 358 610    |
| 10061090 | Rice in the husk (paddy or rough), not suitable for sowing   | 32                | 61         | 98                      | 162        |
| 10062090 | Husked (brown) rice, other than Hom Mali rice  | 7                 | 2 410      | 13                      | 10 607     |
| 10063030 | Glutinous rice, semimilled or wholly milled glutinous rice, whether or not polished or glazed                              | -                 | 44 040     | -                       | 68 074     |
| 10063091 | Parboiled rice   | -                 | 10         | -                       | 18         |
| 10063099 | Semi-milled/ wholly milled rice, whether or not polished or glazed, oth than glutinous rice, Hom Mali rice, parboiled rice | 41 568            | 166 443    | 92 355                  | 332 920    |
| 10064090 | Broken rice, other than of a kind used for animal feed   | -                 | 585        | -                       | 1 017      |
| 10081000 | Buckwheat  | 2                 | 3          | 0                       | 47         |
| 11010011 | Wheat flour, fortified   | 3 423 851         | 31 271 839 | 1 418 298               | 12 631 147 |
| 11010019 | Wheat flour, other than fortified  | 425 519           | 16 327 448 | 203 292                 | 5 588 198  |
| 11010020 | Meslin flour   | -                 | 1          | -                       | 1          |
| 11022000 | Maize (corn) flour   | 144 064           | 1 024 652  | 69 427                  | 472 274    |
| 11029010 | Rice flour   | 26 076            | 286 157    | 33 293                  | 303 930    |
| 11029020 | Rye flour  | 600               | 15 338     | 419                     | 11 964     |
| 11029090 | Cereal flours other than wheat, meslin, maize (corn), rice, rye flour  | 23 061            | 387 277    | 24 188                  | 330 287    |
| 11031100 | Groats and meal of wheat   | 80                | 1 983      | 100                     | 2 091      |
| 11031300 | Groats and meal of maize (corn)  | 400               | 5 415      | 843                     | 5 854      |
| 11031920 | Groats and meal of rice  | 1 316             | 9 466      | 1 432                   | 9 572      |
| 11031990 | Groats and meal of cereals, other than wheat, maize (corn), meslin and rice  | 10                | 944        | 19                      | 1 020      |
| 11032000 | Pellets of cereals   | -                 | 2 180      | -                       | 2 715      |
| 11041200 | Rolled or flaked grains of oats  | -                 | 541        | -                       | 2 962      |
| 11041910 | Rolled or flaked grains of maize (corn)  | -                 | 7 410      | -                       | 5 798      |
| 11041990 | Rolled or flaked grains of cereals other than oats and maize (corn)  | 3                 | 404        | 20                      | 1 685      |
| 11042200 | Worked grains (for example, hulled, pearled, sliced or kibbled) of oats  | -                 | 3          | -                       | 25         |
| 11042300 | Worked grains (for example, hulled, pearled, sliced or kibbled) of maize (corn)  | 5                 | 9          | 5                       | 8          |
| 11042990 | Worked cereal grains (for example, hulled, pearled, sliced or kibbled), other than oats, maize (corn) and barley           | -                 | 22 413     | -                       | 29 351     |
| 11043000 | Germ of cereals, whole, rolled, flaked or ground   | 1 318 250         | 10 357 935 | 438 274                 | 3 466 115  |
| 11051000 | Flour, meal and powder of potatoes   | 7 940             | 85 908     | 49 012                  | 227 551    |

Tabel 3 : Ekspor Indonesia menurut Komoditi ( Kode HS 8 digit )

|          |  | Oktober 2020      |            |                         |            |
|----------|--|-------------------|------------|-------------------------|------------|
| Kode H S | Uraian golongan barang   | Berat bersih (Kg) |            | Nilai F.O.B. ( U S \$ ) |            |
|          |  | Bulan ini         | Kumulatif  | Bulan ini               | Kumulatif  |
| (1)      | (2)  | (3)               | (4)        | (5)                     | (6)        |
| 11052000 | Flakes, granules and pellets of potatoes   | 24 000            | 24 008     | 37 709                  | 37 800     |
| 11061000 | Flour, meal and powder of the dried leguminous vegetables  | -                 | 1 737      | -                       | 8 915      |
| 11062010 | Flour, meal and powder of manioc (cassava)   | 15 452            | 1 048 786  | 12 466                  | 458 266    |
| 11062020 | Flour, meal and powder of sago   | 376 000           | 8 275 070  | 63 920                  | 1 320 098  |
| 11062030 | Flour, meal and powder of sweet potato (Ipomoea Batatas)   | 44 146            | 998 244    | 19 007                  | 315 541    |
| 11062090 | Flour,meal & powder of oth sago/of roots/ tubers of 0714,oth than manioc/cassava,sago,sweet potato/Ipomoea batatas       | -                 | 374 343    | -                       | 391 018    |
| 11063000 | Flour, meal and powder of the products of edible fruit and nuts  | 381 497           | 3 253 725  | 1 453 920               | 11 420 301 |
| 11081100 | Wheat starch   | 595               | 8 591      | 596                     | 8 331      |
| 11081200 | Maize (corn) starch  | 5 975 022         | 38 094 417 | 2 006 947               | 12 684 961 |
| 11081300 | Potato starch  | 299 000           | 2 556 650  | 237 341                 | 1 969 273  |
| 11081400 | Manioc (cassava) starch  | 4 459 851         | 12 710 548 | 1 871 428               | 6 303 279  |
| 11081910 | Sago starch  | 108 446           | 1 921 743  | 53 260                  | 1 014 004  |
| 11081990 | Starches other than wheat, maize(corn), potato, manioc(cassava), sago  | 1 879             | 320 137    | 3 538                   | 128 239    |
| 11082000 | Inulin   | -                 | 3          | -                       | 5          |
| 12019000 | Soya beans, other than seed, whether or not broken   | 100 600           | 1 801 657  | 18 647                  | 307 352    |
| 12023000 | Ground-nuts, seeds, not roasted or otherwise cooked, whether or not shelled or broken                                    | -                 | 2 000      | -                       | 3 700      |
| 12024100 | Ground-nuts, other than seed, not roasted or otherwise cooked, in shell  | 370 106           | 1 590 634  | 780 948                 | 3 370 283  |
| 12024200 | Ground-nuts, other than seed, not roasted or otherwise cooked, shelled, whether or not broken                            | 21 855            | 302 071    | 37 066                  | 302 067    |
| 12030000 | Copra  | 3 373 229         | 98 954 187 | 3 013 086               | 27 734 698 |
| 12060000 | Sunflower seeds, whether or not broken   | 58                | 26 921     | 5 920                   | 62 099     |
| 12071010 | Palm nuts suitable for sowing/planting, whether or not broken  | -                 | 1 250 705  | -                       | 499 580    |
| 12071030 | Kernels, whether or not broken   | 1 900 000         | 20 502 110 | 648 930                 | 5 899 587  |
| 12071090 | Palm nuts not suitable for sowing/planting, whether or not broken  | 4 000             | 4 000      | 226                     | 226        |
| 12072900 | Cotton seeds, other than seed  | 290 344           | 2 333 852  | 67 721                  | 536 877    |
| 12073000 | Castor oil seeds   | 1 050             | 1 052      | 6 099                   | 6 165      |
| 12074010 | Sesamum seeds, edible  | -                 | 1 001 700  | -                       | 1 334 970  |
| 12074090 | Sesamum seeds, other than edible   | 18 590            | 372 979    | 59 147                  | 668 413    |
| 12077000 | Melon seeds  | 55                | 182        | 11 149                  | 31 966     |
| 12079950 | Fresh fruit bunch of oil palm  | -                 | 5 400      | -                       | 3 799      |
| 12079990 | Oil seeds and oleaginous fruit other than HS 1201.10.10 - 1207.99.50, whether or not broken                              | 48 000            | 48 000     | 17 280                  | 17 280     |
| 12081000 | Flours and meals of soya beans   | -                 | 39 813     | -                       | 56 416     |
| 12089000 | Flours and meals of oil seeds or oleaginous fruits, other than those of mustard and soya beans                           | -                 | 2 120      | -                       | 6 270      |
| 12092400 | Kentucky blue grass (Poa pratensis L) seeds, of a kind used for sowing   | -                 | 225        | -                       | 2 955      |
| 12092920 | Beet seeds, other than sugar beet seeds, of a kind used for sowing   | -                 | 201        | -                       | 775        |
| 12092990 | Seeds of forage plants other than lucerne, clover, fescue, kentucky blue grass, rye grass, timothy grass,beet,for sowing | 20 010            | 80 174     | 47 677                  | 334 886    |
| 12093000 | Seeds of herbaceous plants cultivated principally for their flowers  | 141               | 1 052      | 289 278                 | 2 761 518  |
| 12099110 | Onion seeds, for sowing  | -                 | 860        | -                       | 942        |
| 12099190 | Vegetable seeds, other than onion seeds, for sowing  | 539 726           | 1 302 022  | 1 364 658               | 4 529 265  |
| 12099990 | Seeds,fruit and spores,o.t seeds of(sugar beet,forage plants,herbaceous plants,onion,rubber tree,kenaf), for sowing      | 59 775            | 391 289    | 191 997                 | 1 027 125  |
| 12102000 | Hop cones, ground, powdered or in the form of pellets, lupulin   | -                 | 4          | -                       | 43         |
| 12112000 | Ginseng roots, fresh, chilled, frozen or dried, whether or not cut, crushed or powdered                                  | 181               | 3 618      | 4 064                   | 18 129     |
| 12119012 | Cannabis used primarily in pharmacy, not in cut, crushed or powdered form  | -                 | 3 948      | -                       | 23 436     |
| 12119015 | Liquorice roots used primarily in pharmacy, fresh, chilled, frozen or dried, whether or not cut, crushed or powdered     | -                 | 8 081      | -                       | 8 025      |
| 12119016 | Plants&its parts,used primarily in pharmacy,o.t HS 1211.90.11-1211.90.15,fresh,chilled,frozen/dried,in cut,crush/powder  | 6 010             | 42 294     | 16 338                  | 114 845    |

Tabel 3 : Ekspor Indonesia menurut Komoditi ( Kode HS 8 digit )

|          |  | Oktober 2020      |            |                         |             |
|----------|--|-------------------|------------|-------------------------|-------------|
| Kode H S | Uraian golongan barang   | Berat bersih (Kg) |            | Nilai F.O.B. ( U S \$ ) |             |
|          |  | Bulan ini         | Kumulatif  | Bulan ini               | Kumulatif   |
| (1)      | (2)  | (3)               | (4)        | (5)                     | (6)         |
| 12119019 | Plant&its part,used primarily in pharmacy,o.t HS 1211.90.11-1211.90.16,fresh,chill,frozen/dried,not in cut,crush/powder  | -                 | 15 324     | -                       | 167 782     |
| 12119091 | Pyrethrum used primarily in not pharmacy, in cut, crushed or powdered form, fresh, chilled, frozen/ dried                | 114 319           | 671 481    | 76 472                  | 909 793     |
| 12119094 | Sandalwood chips used primarily in not pharmacy, fresh, chilled, frozen/ dried, whether/ not cut, crushed/ powdered      | 6 587             | 34 196     | 48 206                  | 272 133     |
| 12119095 | Agarwood (Gaharu) chips used primarily in not pharmacy,fresh,chilled,frozen/ dried, whether/ not cut, crushed/ powdered  | 47 348            | 435 993    | 1 541 740               | 13 359 899  |
| 12119097 | Bark of perseaa used primarily in not pharmacy,fresh,chilled,frozen/ dried,whether/ not cut, crushed/ powdered           | -                 | 30 201     | -                       | 73 774      |
| 12119098 | Plant&its part,used primarily not in pharmacy,o.t HS 1211.90.91-1211.90.97 in cut/crush/powder, fresh,chill,frozen/dried | 452 188           | 4 301 360  | 889 473                 | 8 490 922   |
| 12119099 | Plant&its part, primarily not in pharmacy,o.t HS 1211.90.91-1211.90.97,not in cut/crush/powder, fresh,chill,frozen/dried | 263 185           | 3 514 258  | 921 663                 | 10 548 394  |
| 12122111 | Euचेuma spinosum fit for human consumption, dried but not ground   | 2 459 340         | 15 956 601 | 1 356 482               | 8 084 796   |
| 12122112 | Euचेuma cottonii fit for human consumption, dried but not ground   | 9 463 456         | 76 935 220 | 10 647 603              | 105 948 048 |
| 12122113 | Gracilaria spp fit for human consumption, dried but not ground   | 4 142 632         | 31 157 635 | 2 287 620               | 17 604 099  |
| 12122114 | Gelidium spp fit for human consumption, dried but not ground   | 27 000            | 90 121     | 54 000                  | 192 439     |
| 12122115 | Sargassum spp fit for human consumption, dried but not ground  | 11 920            | 1 340 318  | 6 788                   | 308 321     |
| 12122119 | Seaweeds&other algae for human consumption,dried but not ground,o.t E.spinolum,E.cottonii,Gracilaria,Gelidium,Sargassum  | 60 000            | 246 041    | 279 600                 | 610 678     |
| 12122190 | Seaweeds and other algae fit for human consumption, other than dried and not ground                                      | 744 960           | 7 312 271  | 1 095 596               | 11 422 384  |
| 12122911 | Seaweeds and other algae, fresh, chilled or dried, not fit for human consumption, used in pharmacy                       | -                 | 200 000    | -                       | 89 725      |
| 12122919 | Seaweeds and other algae, fresh, chilled or dried, not fit for human consumption, other than used in pharmacy            | 1 298 288         | 6 796 569  | 342 062                 | 2 043 135   |
| 12122920 | Seaweeds&other algae,fresh,chilled/dried,not human consumptn,oth than in dyeing,tanning,perfumery,pharmacy,insect,fungi  | 372 670           | 2 866 858  | 295 184                 | 1 505 493   |
| 12129100 | Sugar beet, fresh, chilled, frozen or dried, of a kind used primarily for human consumption                              | 7 504             | 10 637     | 6 003                   | 8 837       |
| 12129200 | Locust beans (carob) fresh, chilled, frozen or dried, of a kind used primarily for human consumption                     | -                 | 50         | -                       | 88          |
| 12129310 | Sugar cane suitable for planting   | -                 | 11         | -                       | 395         |
| 12129390 | Sugar cane other than suitable for planting  | 120 940           | 161 051    | 27 817                  | 37 394      |
| 12129990 | Vegetable products of a kind used primarily for human consumption other than HS 1212.21.11 - 1212.99.10                  | 351 117           | 4 731 823  | 755 496                 | 14 200 209  |
| 12130000 | Cereal straw and husks, unprepared, whether or not chopped, ground, pressed or in the form of pellets                    | 15 216            | 63 277     | 1 320                   | 6 761       |
| 12149000 | Swedes,mangolds,fodder roots,hay,cllover,sainfoin,forage kale,lupines,vetches&other forage, or in the form of pellets    | 8 900             | 146 189    | 1 800                   | 68 341      |
| 13012000 | Gum Arabic   | 32 625            | 167 285    | 16 404                  | 83 832      |
| 13019030 | Cannabis resins  | -                 | 912 987    | -                       | 663 245     |
| 13019040 | Lac  | 35 445            | 985 118    | 97 600                  | 1 445 976   |
| 13019090 | Natural gums, resins, gum-resins and oleoresins, other than gum arabic, cannabis resins, lac                             | 3 599 265         | 34 733 574 | 3 748 945               | 34 165 075  |
| 13021200 | Vegetable saps and extracts of liquorice   | 6                 | 461        | 65                      | 7 761       |
| 13021300 | Vegetable saps and extracts of hops  | -                 | 5          | -                       | 70          |
| 13021940 | Vegetable saps and extracts of pyrethrum or of the roots of plants containing rotenone                                   | 15 646            | 105 758    | 33 843                  | 143 105     |
| 13021950 | Vegetable saps and extracts of japan (or Chinese) lacquer (natural lacquer)  | -                 | 0          | -                       | 3           |
| 13021990 | Vegetable saps and extracts, other than of opium, liquorice, hops, ephedra, cannabis,pyrethrum,japan/chinese lacquer     | 418 900           | 1 631 685  | 90 092                  | 564 900     |

Tabel 3 : Ekspor Indonesia menurut Komoditi ( Kode HS 8 digit )

|          |  | Oktober 2020      |               |                         |               |
|----------|--|-------------------|---------------|-------------------------|---------------|
| Kode H S | Uraian golongan barang   | Berat bersih (Kg) |               | Nilai F.O.B. ( U S \$ ) |               |
|          |  | Bulan ini         | Kumulatif     | Bulan ini               | Kumulatif     |
| (1)      | (2)  | (3)               | (4)           | (5)                     | (6)           |
| 13022000 | Pectic substances, pectinates and pectates   | 18 121            | 116 946       | 25 369                  | 229 779       |
| 13023100 | Agar-agar  | 68 325            | 656 520       | 1 016 813               | 9 245 581     |
| 13023200 | Mucilages and thickeners, whether or not modified, derived from locust beans, locust bean seeds or guar seeds            | 241               | 545           | 4 547                   | 20 486        |
| 13023911 | Carrageenan powder, Semirefined  | 881 652           | 9 504 760     | 4 528 762               | 60 871 432    |
| 13023912 | Carrageenan powder, Refined  | 28 112            | 284 231       | 450 138                 | 4 513 074     |
| 13023913 | Carrageenan, alkali treated carrageenan chips (ATCC)   | 42 000            | 409 253       | 238 091                 | 2 450 976     |
| 13023919 | Carrageenan, other than powder(refined and semirefined), alkali treated carrageenan chips (ATCC)                         | 22 000            | 1 030 359     | 135 770                 | 5 021 453     |
| 13023990 | Mucilages and thickeners, whether or not modified, other than agar-agar, locust bean, carrageenan                        | 109 469           | 608 665       | 309 846                 | 1 905 038     |
| 14011000 | Bamboos, of a kind used primarily for plaiting   | 413 221           | 2 534 842     | 327 262                 | 1 912 924     |
| 14019000 | Vegetable materials of a kind used primarily for plaiting other than bamboo and rattans                                  | 33 555            | 398 513       | 43 471                  | 296 577       |
| 14042000 | Cotton linters   | -                 | 57 236        | -                       | 121 983       |
| 14049020 | Vegetable products nec or included of a kind used primarily in tanning or dyeing, other than cotton linters              | 406 830           | 2 914 856     | 156 649                 | 862 288       |
| 14049030 | Kapok  | 752 084           | 6 245 484     | 662 410                 | 4 906 867     |
| 14049091 | Palm kernel shells   | 181 208 311       | 2 491 652 224 | 18 153 060              | 232 603 775   |
| 14049092 | Empty fruit bunch of oil palm  | -                 | 3 800         | -                       | 38            |
| 14049099 | Vegetable products nec or included oth used primarily in tanning/ dyeing,oth than HS 1404.20.00 - 1404.90.92             | 2 240 073         | 25 705 987    | 565 053                 | 6 572 416     |
| 15019000 | Poultry fat, other than that of heading 0209 or 1503   | 1                 | 15 836        | 3                       | 54 211        |
| 15041090 | Fish-liver oils and their fractions other than solid fraction  | -                 | 47 730        | -                       | 522 975       |
| 15042010 | Fats and oils and their fractions, of fish, other than liver oils, solid fractions                                       | 60 429            | 570 910       | 111 484                 | 913 819       |
| 15042090 | Fats and oils and their fractions, of fish, other than liver oils, other than solid fractions                            | 146 800           | 1 354 785     | 206 644                 | 2 674 619     |
| 15060000 | Animal fats&oils&their fractions,o.t heading 1501-1504,whether/not refined,not chemically modified, n.e.c. in chapter 15 | 45                | 495           | 45                      | 3 744         |
| 15071000 | Crude soya-bean oil, whether or not degummed, not chemically modified  | 183               | 684           | 2 327                   | 5 805         |
| 15079010 | Fractions of unrefined soyabean oil, not chemically modified   | -                 | 2             | -                       | 0             |
| 15079090 | Soya-bean oil and its fractions, refined, but not chemically modified, other than crude-oil                              | -                 | 109           | -                       | 373           |
| 15089000 | Ground-nut oil and its fractions, whether or not refined, but not chemically modified, other than crude oil              | -                 | 7             | -                       | 5             |
| 15091010 | Virgin olive oil, not chemically modified, not solvent extraction, in packings of a net weight not exceeding 30 kg       | -                 | 20            | -                       | 107           |
| 15091090 | Virgin olive oil, not chemically modified, not solvent extraction, in packings of a net weight exceeding 30 kg           | -                 | 115           | -                       | 656           |
| 15099099 | Fractions of refined olive oil, not chemically modified, not solvent extraction, in packings of a net weight > 30 kg     | -                 | 1             | -                       | 11            |
| 15100010 | Crude oil, obtained solely from olives, solvent extraction, but not chemically modified                                  | 128               | 220           | 154                     | 224           |
| 15100020 | Fractions of unrefined oil, obtained solely from olives, solvent extraction, but not chemically modified                 | -                 | 4             | -                       | 0             |
| 15100090 | Fractions of refined oil,obtained solely from olives,not chemically modified,blend with oils/fraction of heading 1509    | -                 | 270           | -                       | 210           |
| 15111000 | Crude palm oil, not chemically modified  | 506 399 354       | 5 858 872 697 | 353 334 529             | 3 703 027 840 |
| 15119020 | Refined palm oil, not chemically modified  | 522 090 899       | 4 422 571 334 | 367 921 184             | 2 811 079 239 |
| 15119031 | Solid fractions of refined palm oil, not chemically modified, with iodine value 30 or more, but less than 40             | 219 636 836       | 1 669 563 695 | 153 448 564             | 1 044 220 761 |
| 15119032 | Solid fractions of refined palm oil, not chemically modified, with iodine value 40 or more                               | 29 928 947        | 466 047 404   | 21 365 952              | 293 726 980   |
| 15119036 | Liquid fractions of refined palm oil, not chemically modified, in packing of a net weight not exceeding 25 kg            | 110 549 312       | 1 226 732 391 | 93 469 525              | 924 876 165   |
| 15119037 | Liquid fractions of refined palm oil, not chemically modified, in packing of a net weight>25kg, with 55<=iodine value<60 | 842 305 795       | 6 503 463 263 | 591 244 572             | 4 114 034 064 |

Tabel 3 : Ekspor Indonesia menurut Komoditi ( Kode HS 8 digit )

|          |  | Oktober 2020      |             |                         |             |
|----------|--|-------------------|-------------|-------------------------|-------------|
| Kode H S | Uraian golongan barang   | Berat bersih (Kg) |             | Nilai F.O.B. ( U S \$ ) |             |
|          |  | Bulan ini         | Kumulatif   | Bulan ini               | Kumulatif   |
| (1)      | (2)  | (3)               | (4)         | (5)                     | (6)         |
| 15119039 | Liquid fractions of refined palm oil,not chemically modified,packing net weight>25kg,iodine value<55 or iodine value>=60 | 35 179 126        | 466 884 424 | 25 623 371              | 313 322 046 |
| 15119042 | Solid fractions of unrefined palm oil, not chemically modified, with packing of a net weight not exceeding 25 kg         | -                 | 300 000     | -                       | 119 500     |
| 15119049 | Solid fractions of unrefined palm oil, not chemically modified, with packing of a net weight exceeding 25 kg             | -                 | 4 198 824   | -                       | 2 769 668   |
| 15121910 | Fractions of unrefined sunflowerseed oil or safflower oil, not chemically modified                                       | -                 | 5           | -                       | 11          |
| 15121920 | Fractions of refined sunflowerseed oil or safflower oil, not chemically modified   | -                 | 120 994     | -                       | 151 235     |
| 15121990 | Sunflower-seed or safflower oil and fractions other than crude oil, unrefined, refined, not chemically modified          | 155               | 1 979       | 256                     | 7 529       |
| 15122100 | Crude oil of cottonseed oil and its fractions whether or not gossypol has been removed, not chemically modified          | -                 | 60 802      | -                       | 98 955      |
| 15122990 | Cotton-seed oil and its fractions other than crude oil and fraction of unrefined oil, not chemically modified            | -                 | 162         | -                       | 3 883       |
| 15131100 | Crude oil of coconut (copra) oil, not chemically modified  | 27 768 867        | 225 770 196 | 27 741 782              | 188 978 491 |
| 15131910 | Fractions of unrefined coconut oil, not chemically modified  | 559 098           | 2 123 361   | 279 669                 | 1 194 035   |
| 15131990 | Coconut (copra) oil and its fractions other than crude oil and fraction of unrefined oil, not chemically modified        | 17 419 245        | 254 799 178 | 18 653 653              | 237 672 313 |
| 15132110 | Crude oil of palm kernel, not chemically modified  | 23 206 859        | 212 322 388 | 18 121 142              | 158 234 777 |
| 15132190 | Crude oil of babassu, not chemically modified  | 705               | 6 394       | 31 655                  | 51 986      |
| 15132912 | Solid fractions of unrefined babassu oil, not chemically modified  | -                 | 1           | -                       | 1           |
| 15132913 | Unsolid fractions of unrefined palm kernel oil (palm kernel oil), not chemically modified                                | 2 999 939         | 5 999 820   | 2 219 955               | 4 154 878   |
| 15132991 | Solid fractions of refined palm kernel oil, not chemically modified  | 15 591 286        | 147 651 846 | 13 868 120              | 130 338 919 |
| 15132994 | Palm kernel olein, refined, bleached and deodorized (RBD), not chemically modified                                       | 9 929 049         | 132 740 653 | 7 845 623               | 93 603 850  |
| 15132995 | Palm kernel oil, RBD, not chemically modified  | 76 983 692        | 789 025 169 | 58 819 681              | 572 195 202 |
| 15141920 | Fractions of refined of low erucic acid rape or colza oil, not chemically modified                                       | -                 | 1           | -                       | 1           |
| 15151100 | Crude oil of linseed oil, not chemically modified  | 8                 | 161         | 16                      | 1 519       |
| 15151900 | Linseed oil and its fractions, other than crude oil, not chemically modified   | -                 | 200         | -                       | 3 546       |
| 15152919 | Fractions of unrefined maize (corn) oil, other than solid, but not chemically modified                                   | 784               | 784         | 10 750                  | 10 750      |
| 15152999 | Fractions of refined maize (corn) oil, other than solid, but not chemically modified                                     | -                 | 110         | -                       | 485         |
| 15153010 | Crude oil of castor oil, not chemically modified   | -                 | 3 230       | -                       | 4 281       |
| 15153090 | Castor oil and its fractions, other than crude oil, but not chemically modified  | 12 000            | 53 111      | 18 934                  | 94 264      |
| 15155090 | Fractions of refined sesame oil, but not chemically modified   | 146               | 1 120       | 1 546                   | 11 871      |
| 15159021 | Crude oil of Tung oil, but not chemically modified   | 100               | 120         | 2 500                   | 2 613       |
| 15159029 | Fractions of refined Tung oil, but not chemically modified   | -                 | 2           | -                       | 267         |
| 15159091 | Crude oil of other fixed vegetable fats&oils, o.t HS 1515.11.00-1515.90.39, but not chemically modified                  | 14 400            | 104 974     | 26 190                  | 152 984     |
| 15159099 | Fractions of refined oil of other fixed vegetable fats&oils, o.t HS 1515.11.00-1515.90.39, but not chemically modified   | 95 121            | 1 134 324   | 451 203                 | 3 047 846   |
| 15161090 | Animal fats and oils and their fractions, not re-esterified, but not further prepared                                    | -                 | 16          | -                       | 15          |
| 15162011 | Vegetable fats and oils and their fractions of soya beans, reesterified, but not further prepared                        | -                 | 1           | -                       | 1           |
| 15162012 | Vegetable fats and oils and their fractions of oil palm fruit, crude, reesterified, but not further prepared             | 68 400            | 68 400      | 48 792                  | 48 792      |
| 15162014 | Vegetable fats and oils and their fractions of coconuts, reesterified, but not further prepared                          | 119 350           | 1 974 321   | 539 783                 | 7 073 027   |
| 15162015 | Vegetable fats and oils and their fractions of palm kernels, crude, reesterified, but not further prepared               | 946 580           | 11 950 297  | 2 437 830               | 32 135 566  |



Tabel 3 : Ekspor Indonesia menurut Komoditi ( Kode HS 8 digit )

|          |  | Oktober 2020      |             |                         |             |
|----------|--|-------------------|-------------|-------------------------|-------------|
| Kode H S | Uraian golongan barang   | Berat bersih (Kg) |             | Nilai F.O.B. ( U S \$ ) |             |
|          |  | Bulan ini         | Kumulatif   | Bulan ini               | Kumulatif   |
| (1)      | (2)  | (3)               | (4)         | (5)                     | (6)         |
| 15162016 | Vegetable fats & oils and their fractions of palm kernels, refined, bleached and deodorized (RBD), reesterified          | 155               | 22 816      | 145                     | 20 155      |
| 15162017 | Vegetable fats and oils and their fractions of groundnuts, reesterified, but not further prepared                        | -                 | 1 211       | -                       | 5 348       |
| 15162019 | Vegetable fats and oils and their fractions, reesterified, but not further prepared, other than HS 1516.20.11-1516.20.18 | 277 110           | 6 637 388   | 268 698                 | 5 561 971   |
| 15162031 | Vegetable fats&oils & their fractions of groundnuts, coconuts, soya beans, hydrogenated, in flakes, not further prepared | 15 200            | 758 986     | 21 128                  | 845 876     |
| 15162034 | Vegetable fats & oils & their fractions of palm oil, hydrogenated, in flakes, not further prepared                       | 3 040 000         | 29 747 000  | 2 394 209               | 22 318 325  |
| 15162035 | Vegetable fats & oils & their fractions of palm kernels, hydrogenated, in flakes, not further prepared                   | 1 665 980         | 10 726 980  | 1 469 116               | 9 444 168   |
| 15162042 | Vegetable fats & oils & their fractions of coconuts, hydrogenated, in oth forms, not further prepared                    | 66 940            | 1 019 935   | 73 206                  | 1 108 290   |
| 15162043 | Vegetable fats & oils & their fractions of groundnuts, hydrogenated, in oth forms, not further prepared                  | -                 | 3           | -                       | 57          |
| 15162045 | Vegetable fats & oils & their fractions of olives, hydrogenated, in oth forms, not further prepared                      | 375               | 3 455       | 274                     | 2 582       |
| 15162046 | Vegetable fats & oils & their fractions of palm oil fruit, hydrogenated, in oth forms, not further prepared              | 2 979 335         | 34 567 991  | 2 373 759               | 23 941 881  |
| 15162047 | Vegetable fats & oils & their fractions of palm oil kernels, hydrogenated, in oth forms, not further prepared            | 6 164 470         | 56 086 589  | 5 664 295               | 53 413 649  |
| 15162049 | Vegetable fats&oils&their fractions, hydrogenated, in oth forms, not further prepared, oth than HS 1516.20.41-1516.20.48 | 317 240           | 3 000 500   | 338 216                 | 3 042 283   |
| 15162052 | Vegetable fats & oils & their fractions of olives, interesterified, not further prepared                                 | 39 500            | 220 200     | 33 137                  | 174 490     |
| 15162054 | Vegetable fats & oils & their fractions of groundnuts, palm oil & coconuts, interesterified, not further prepared        | 787 600           | 3 499 300   | 651 605                 | 2 674 854   |
| 15162059 | Vegetable fats&oils & their fractions, inter-esterified, not further prepared, other than HS 1516.20.51-1516.20.54       | 546 870           | 3 762 870   | 446 373                 | 2 892 285   |
| 15162062 | Refined bleached&deodorised (RBD) palm stearin, elaidinised, with an iodine value not exceeding 48,not further prepared  | 477 000           | 9 522 676   | 386 145                 | 6 649 717   |
| 15162091 | Palm stearin, elaidinised, with an iodine value exceeding 48, not further prepared                                       | 828 800           | 4 891 460   | 681 589                 | 3 624 381   |
| 15162094 | Fats & oils and their fractions of soya beans, elaidinised, not further prepared   | -                 | 2 160       | -                       | 2 520       |
| 15162096 | Refined, bleached and deodorised (RBD) palm kernel stearin, elaidinised, not further prepared                            | 1 475 570         | 12 506 240  | 1 515 823               | 13 153 508  |
| 15162098 | Fats & oils and their fractions of ground-nuts, of oil palm or of coconuts, elaidinised, not further prepared            | 1 831 460         | 15 473 039  | 2 219 842               | 15 581 970  |
| 15162099 | Vegetables fats & oils and their fractions, elaidinised, not further prepared, other than HS 1516.20.91-1516.20.98       | 3 428 317         | 25 893 627  | 2 644 090               | 20 322 479  |
| 15171010 | Margarine, excluding liquid margarine, in airtight container for retail sale   | 8 496 048         | 54 016 899  | 6 516 882               | 39 525 792  |
| 15171090 | Margarine, excluding liquid margarine, other than in airtight container for retail sale                                  | 7 638 785         | 48 712 680  | 5 408 833               | 32 973 267  |
| 15179010 | Imitation ghee   | 934 273           | 12 841 823  | 751 725                 | 8 698 781   |
| 15179020 | Liquid margarine   | 18                | 88          | 197                     | 585         |
| 15179030 | Edible mixtures or preparations of animal or vegetable fats or oils, of a kind used as mould release preparations        | 2 400             | 13 650      | 2 926                   | 12 187      |
| 15179043 | Shortening   | 80 700 528        | 627 048 929 | 64 091 387              | 447 960 675 |
| 15179061 | Liquid mixtures/preparations of vegetable fats or oils or of their fractions in which ground nut oil predominates        | -                 | 500         | -                       | 11 000      |
| 15179064 | Liquid mixtures/preparations of vegetable fats/oils/of their fractions, oth palm oil predominates, packings >25 kg       | 100 800           | 1 310 400   | 173 273                 | 1 867 228   |
| 15179068 | Liquid mixtures/preparations of vegetable fats/oils or of their fractions in which illipe nut oil predominates           | 22 500            | 95 842      | 60 053                  | 308 902     |
| 15179069 | Liquid mixtures or preparations of vegetable fats or oils or of their fractions, oth than 1517.90.61-1517.90.68          | 4 999 960         | 9 999 909   | 3 474 972               | 6 249 944   |

Tabel 3 : Ekspor Indonesia menurut Komoditi ( Kode HS 8 digit )

|          |  | Oktober 2020      |             |                         |             |
|----------|--|-------------------|-------------|-------------------------|-------------|
| Kode H S | Uraian golongan barang   | Berat bersih (Kg) |             | Nilai F.O.B. ( U S \$ ) |             |
|          |  | Bulan ini         | Kumulatif   | Bulan ini               | Kumulatif   |
| (1)      | (2)  | (3)               | (4)         | (5)                     | (6)         |
| 15179090 | Edible mix/preparations of animal/vegetable fats/oils/fractions of different fats/oils nec in 1517.90, o.t heading 15.16 | 19 437 493        | 135 059 219 | 16 836 086              | 117 460 725 |
| 15180014 | Groundnut/soyabean/palm/coconut oil, boiled/oxidised/ dehydrated/sulphurised/blown/ polymerised /chemically modified     | 524 491           | 3 341 761   | 471 733                 | 2 674 308   |
| 15180015 | Linseed oil & its fractions, boiled/oxidised/ dehydrated/sulphurised/blown/ polymerised /chemically modified             | -                 | 5           | -                       | 15          |
| 15180016 | Olive oil & its fractions, boiled/oxidised/ dehydrated/sulphurised/blown/ polymerised /chemically modified               | -                 | 17          | -                       | 41          |
| 15180019 | Veg fats&oil&its fractions, boiled/oxidise/ dehydrate/sulphurise/blown/polymerised/chemically modified o.t 1518.00.14-16 | 312 740           | 3 378 962   | 245 396                 | 2 533 837   |
| 15180031 | Inedible mixtures or preparations of the palm oil fruits or of palm oil kernels  | 7 012 052         | 69 328 358  | 5 889 084               | 54 895 186  |
| 15180036 | Inedible mixtures or preparations of soya beans or coconuts  | 500               | 584         | 152                     | 562         |
| 15180039 | Inedible mixtures/preparations of vegetable fats/oils/of fracti.ons of different fats/oils o.t 1518.00.31-1518.00.37     | 4 959 310         | 51 754 922  | 3 554 660               | 36 316 818  |
| 15180060 | Inedible mixtures/preparations of animal fats/oils or of fractions thereof and vegetable fats/oils/fractions thereof     | 6 166 100         | 66 778 340  | 3 981 306               | 42 813 518  |
| 15200010 | Crude glycerol   | 47 774 023        | 552 215 345 | 9 813 613               | 116 831 963 |
| 15200090 | Glycerol, glycerol waters and glycerol lyes, oth than crude glycerol   | 6                 | 2 780 454   | 4                       | 681 118     |
| 15211000 | Vegetable waxes, whether or not refined or coloured  | 119 100           | 2 046 605   | 92 473                  | 1 427 721   |
| 15219010 | Beeswax and oth insect waxes, whether or not refined or coloured   | -                 | 324         | -                       | 20 514      |
| 15220010 | Degras   | -                 | 99 640      | -                       | 24 908      |
| 15220090 | Residues resulting from the treatment of fatty substances or animal or vegetable waxes                                   | 4 535 642         | 34 617 219  | 2 322 375               | 14 092 513  |
| 16010010 | Sausages & similar products of meat/meat offal/blood, food preparation base on it, in airtight container for retail sale | 806               | 3 108       | 1 488                   | 8 059       |
| 16010090 | Sausages&similar products of meat/meat offal/blood, food preparation based on, not in airtight container for retail sale | 900               | 30 199      | 2 095                   | 154 521     |
| 16021010 | Homogenised prep of oth prepared/preserved meat, meat offal/blood contain pork, in airtight container for retail sale    | -                 | 2           | -                       | 200         |
| 16021090 | Homogenised prep of oth prepared/preserved meat, meat offal/blood not contain pork,in airtight container for retail sale | -                 | 1           | -                       | 4           |
| 16023191 | Meat, meat offal or blood, mechanically deboned or separated meat of turkey, not in airtight container for retail sale   | 2 610             | 22 800      | 2 610                   | 43 797      |
| 16023210 | Prepared or preserved of chicken curry, in airtight containers for retail sale   | -                 | 400         | -                       | 748         |
| 16023290 | Prepared/preserved of meat,meat offal/blood fowls of species Gallus domesticus, o.t chicken curry in airtight container  | 400               | 53 497      | 481                     | 155 157     |
| 16023900 | Prepared or preserved meat, meat offal or blood of poultry in heading 0105, other than turkeys&species Gallus domesticus | -                 | 73          | -                       | 57          |
| 16024999 | Prepared/preserved of swine,includ mixtures, not in airtight containers for retail sale,o.t hams,shoulders,luncheon meat | -                 | 1           | -                       | 1           |
| 16025000 | Prepared or preserved meat, meat offal or blood of bovine animals  | 2 373             | 21 868      | 6 643                   | 43 474      |
| 16029010 | Mutton curry, in airtight containers for retail sale   | 35                | 225         | 222                     | 1 392       |
| 16029090 | Prepared or preserved meat, meat offal, including blood of animals, other than 1602.10.10-1602.90.10                     | 25 502            | 145 719     | 58 232                  | 275 995     |
| 16030000 | Extracts and juices of meat, fish or crustaceans, molluscs or oth aquatic invertebrates                                  | 19 300            | 243 900     | 41 830                  | 505 319     |
| 16041110 | Salmon whole or in pieces, but not minced, in airtight containers for retail sale  | -                 | 65 007      | -                       | 577 919     |
| 16041190 | Salmon whole or in pieces, but not minced, not in airtight containers for retail sale                                    | -                 | 19 835      | -                       | 124 669     |

Tabel 3 : Ekspor Indonesia menurut Komoditi ( Kode HS 8 digit )

| Kode H S | Uraian golongan barang  | Oktober 2020      |            |                         |             |
|----------|---|-------------------|------------|-------------------------|-------------|
|          |   | Berat bersih (Kg) |            | Nilai F.O.B. ( U S \$ ) |             |
|          |   | Bulan ini         | Kumulatif  | Bulan ini               | Kumulatif   |
| (1)      | (2)   | (3)               | (4)        | (5)                     | (6)         |
| 16041290 | Herrings whole or in pieces, but not minced, not in airtight containers for retail sale                                 | -                 | 16         | -                       | 4           |
| 16041311 | Sardines, whole or in pieces, but not minced, in airtight containers for retail sale                                    | 972 338           | 7 902 695  | 2 308 155               | 17 970 169  |
| 16041319 | Sardines, whole or in pieces, but not minced, not in airtight containers for retail sale                                | 432 056           | 3 968 024  | 933 011                 | 8 951 902   |
| 16041399 | Sardinella and bristling or sparts, whole or in pieces, but not minced, not in airtight containers for retail sale      | -                 | 173 167    | -                       | 179 205     |
| 16041411 | Tunas, whole or in pieces, but not minced, in airtight containers for retail sale                                       | 4 464 676         | 46 758 672 | 19 205 345              | 206 975 923 |
| 16041419 | Skipjack and bonito (Sarda spp) whole or in pieces, but not minced, in airtight containers                              | 462 065           | 4 576 271  | 1 588 481               | 14 000 720  |
| 16041490 | Tunas, skipjack and bonito (Sarda spp), whole or in pieces, but not minced, not in airtight containers for retail sale  | 771 005           | 18 391 783 | 2 931 655               | 68 395 249  |
| 16041510 | Mackerel, whole or in pieces, but not minced, in airtight containers for retail sale                                    | -                 | 8 767      | -                       | 20 820      |
| 16041590 | Mackerel, whole or in pieces, but not minced, not in airtight containers for retail sale                                | 36 002            | 1 575 198  | 88 527                  | 2 883 558   |
| 16041610 | Anchovies, whole or in pieces, but not minced, in airtight containers for retail sale                                   | -                 | 70 089     | -                       | 278 755     |
| 16041710 | Eels, whole or in pieces, but not minced, in airtight containers for retail sale  | -                 | 17 148     | -                       | 231 308     |
| 16041790 | Eels, whole or in pieces, but not minced, not in airtight containers for retail sale                                    | -                 | 24 759     | -                       | 764 919     |
| 16041891 | Shark fins, whole/in pieces, not minced, not ready for immediate consumption, in airtight containers for retail sale    | 11 239            | 81 371     | 109 816                 | 711 324     |
| 16041930 | Fish, whole or in pieces, but not minced, in airtight containers for retail sale, other than HS 1604.11.10-1604.19.20   | -                 | 25 000     | -                       | 63 500      |
| 16041990 | Fish, whole or in pieces, but not minced, not in airtight containers for retail sale, oth than HS 1604.11.10-1604.19.20 | 32 380            | 300 549    | 269 462                 | 2 662 097   |
| 16042030 | Fish ball   | 12 240            | 103 061    | 43 222                  | 349 409     |
| 16042040 | Fish paste  | 432 695           | 1 284 493  | 1 149 137               | 3 613 583   |
| 16042091 | Prepared or preserved fish, in airtight containers for retail sale, other than fish sausage, fish ball, fish paste      | 138 324           | 747 501    | 425 110                 | 2 098 697   |
| 16042099 | Prepared or preserved fish, not in airtight containers for retail sale, other than fish sausage, fish ball, fish paste  | -                 | 923 744    | -                       | 3 928 765   |
| 16043200 | Caviar substitutes  | 26 000            | 59 000     | 766 450                 | 1 609 150   |
| 16051010 | Crab, prepared or preserved, in airtight containers for retail sale   | 699 647           | 7 692 235  | 13 090 130              | 136 572 266 |
| 16051090 | Crab, prepared or preserved, not in airtight containers for retail sale   | 770 144           | 5 875 452  | 14 333 089              | 105 926 085 |
| 16052100 | Shrimps and prawns, prepared or preserveed, not in airtight container   | 4 840 712         | 40 443 307 | 47 679 586              | 381 639 959 |
| 16052920 | Shrimp ball, in airtight container  | 359 387           | 3 620 324  | 2 903 299               | 23 833 475  |
| 16052930 | Breaded shrimp, in airtight container   | 773 538           | 7 279 893  | 6 509 179               | 58 733 730  |
| 16052990 | Prepared or preserved shrimps and prawns, in airtight container, other than shrimp ball & breaded shrimp                | 268 058           | 3 430 074  | 2 077 150               | 15 722 197  |
| 16053000 | Lobster, prepared or preserved  | 4 815             | 21 683     | 23 574                  | 129 537     |
| 16054000 | Crustacean, other than crab, shrimps, prawns, and lobsters, prepared or preserved                                       | 3 383             | 14 552     | 41 780                  | 152 722     |
| 16055200 | Scallops, including queen scallops, prepared or preserved   | 339               | 20 084     | 3 002                   | 35 474      |
| 16055410 | Cuttle fish and squid, prepared or preserved, in airtight containers for retail sale                                    | -                 | 6 002      | -                       | 41 743      |
| 16055490 | Cuttle fish and squid, prepared or preserved, not in airtight containers for retail sale                                | 159 882           | 759 864    | 1 352 056               | 5 808 295   |
| 16055500 | Octopus, prepared or preserved  | 64 196            | 358 787    | 680 332                 | 3 579 612   |
| 16055600 | Clams, cockles and arkshells, prepared or preserved   | 228 357           | 2 278 342  | 690 966                 | 6 858 712   |
| 16055790 | Abalone, prepared or preserved, not in airtight containers for retail sale  | 31 911            | 189 858    | 634 664                 | 3 913 277   |
| 16055800 | Snails, oth than sea snails prepared and preserved  | 94 394            | 629 593    | 445 640                 | 3 597 007   |

Tabel 3 : Ekspor Indonesia menurut Komoditi ( Kode HS 8 digit )

|          |  | Oktober 2020      |             |                         |             |
|----------|--|-------------------|-------------|-------------------------|-------------|
| Kode H S | Uraian golongan barang   | Berat bersih (Kg) |             | Nilai F.O.B. ( U S \$ ) |             |
|          |  | Bulan ini         | Kumulatif   | Bulan ini               | Kumulatif   |
| (1)      | (2)  | (3)               | (4)         | (5)                     | (6)         |
| 16055900 | Mollusc, o.t oysters,scallops,mussels,cuttle fish,squid,octopus,clams,cockles,arkshell,abalone,snail, prepared/preserved | 6 313             | 49 598      | 31 644                  | 143 786     |
| 16056100 | Sea cucumbers, prepared or preserved   | 23 745            | 65 330      | 188 688                 | 1 108 665   |
| 16056300 | Jellyfish, prepared or preserved   | 14 250            | 95 150      | 35 625                  | 258 320     |
| 16056900 | Aquatic invertebrates, prepared or preserved, other than crustaceans, molluscs, sea cucumbers, sea urchins, jellyfish    | -                 | 18 934      | -                       | 98 095      |
| 17011200 | Raw sugar of beet sugar in solid form, not containing added flavouring or colouring matter                               | 1 500             | 20 420      | 2 040                   | 30 294      |
| 17011400 | Raw sugar of cane sugar,in solid form, not contain added flavouring/colouring matter, o.t specified in Subheading Note 2 | 4 509             | 44 003      | 9 264                   | 97 389      |
| 17019100 | Cane or beet sugars, chemically pure sucrose, in solid form, containing added flavouring or colouring matter             | -                 | 12 367      | -                       | 15 958      |
| 17019910 | Refined sugar  | 4 463 849         | 33 847 802  | 2 022 073               | 14 889 222  |
| 17019990 | Cane/beet sugars, chemically pure sucrose,in solid form,o.t raw sugar, contain flavouring/colouring matter,refined sugar | 300 454           | 1 664 527   | 669 789                 | 3 400 209   |
| 17021900 | Lactose and lactose syrup, contain less than 99 % lactose, expressed as anhydrous lactose, calculated on the dry matter  | 65 133            | 567 288     | 29 677                  | 445 138     |
| 17022000 | Maple sugar and maple syrup  | 476               | 21 252      | 2 712                   | 46 348      |
| 17023010 | Glucose, not containing fructose or containing in the dry state less than 20 % by weight of fructose                     | -                 | 1 256 945   | -                       | 1 046 626   |
| 17023020 | Glucose syrup, not containing fructose or containing in the dry state less than 20 % by weight of fructose               | 180 076           | 3 215 593   | 134 967                 | 2 511 849   |
| 17024000 | Glucose & glucose syrup, containing in the dry state >= 20 % but < 50 % by weight of fructose, excluding invert sugar    | 25                | 85 351      | 1                       | 234 651     |
| 17025000 | Chemically pure fructose   | -                 | 10          | -                       | 1           |
| 17026010 | Fructose fructose in the dry state more than 50% by weight, excluding invert sugar                                       | -                 | 2           | -                       | 59          |
| 17026020 | Fructose syrup containing in the dry state more than 50 % by weight of fructose, excluding invert sugar                  | 43 650            | 228 550     | 17 787                  | 123 879     |
| 17029011 | Chemically pure maltose,in dry state with fructose 50%   | -                 | 119 089     | -                       | 61 672      |
| 17029019 | Maltose syrup,in dry state with fructose 50%   | 3 385 584         | 35 234 637  | 1 462 956               | 13 722 871  |
| 17029020 | Artificial honey,whether/not mixed with natural honey,in dry with fructose 50%   | 6 804             | 44 706      | 18 339                  | 82 094      |
| 17029030 | Flavoured/coloured sugars (excl maltose), in dry with fructose 50%   | 26 670            | 71 067      | 47 716                  | 149 616     |
| 17029040 | Caramel, in dry with fructose 50%  | 65                | 412         | 225                     | 2 129       |
| 17029091 | Syrup of sugar, in dry state with fructose 50%   | 22 415            | 439 384     | 41 526                  | 496 957     |
| 17029099 | Sugar, including invert sugar and sugar syrup blends, in dry with fructose 50% other than 1702.90.11-1702.90.91          | 3 751 812         | 33 454 722  | 6 337 277               | 53 383 442  |
| 17031010 | Cane molasses, containing added flavouring/colouring matter  | 613               | 844         | 649                     | 3 194       |
| 17031090 | Cane molasses, not containing added flavouring/colouring matter  | 38 942 823        | 309 682 234 | 6 216 548               | 52 866 727  |
| 17039010 | Molasses, resulting from the extraction or refining of sugar, contain add flavour/colour matter,other than cane molasses | -                 | 4 236       | -                       | 5 974       |
| 17039090 | Molasses, resulting from the extraction or refining of sugar, not contain add flavour/colour matter, oth cane molasses   | 40 725            | 746 680     | 106 739                 | 2 363 074   |
| 17041000 | Chewing gum, whether or not sugar-coated   | 136 775           | 1 156 768   | 381 589                 | 3 419 314   |
| 17049010 | Medicated pastilles & drops, not containing cocoa  | 9 916             | 127 825     | 57 743                  | 902 201     |
| 17049020 | White chocolate, not containing cocoa  | 89 175            | 711 852     | 281 124                 | 2 057 110   |
| 17049091 | Sugar confectionery,not contain cocoa,soft,contain gelatin,o.t chewing gum, medicated pastilles&drops, white chocolate   | 883 800           | 7 452 345   | 3 187 180               | 27 728 585  |
| 17049099 | Sugar confectionery,not contain cocoa,o.t soft&contain gelatin,o.t chewing gum, medical pastilles&drops, white chocolate | 3 200 646         | 26 047 105  | 8 351 102               | 66 528 448  |
| 18010000 | Cocoa beans, whole or broken, raw or roasted   | 3 250 574         | 205 046 444 | 8 264 038               | 62 178 412  |
| 18020000 | Cocoa shells, husks, skins and oth cocoa waste   | 888 096           | 10 329 725  | 91 246                  | 1 501 393   |
| 18031000 | Cocoa paste, defatted  | 1 320 742         | 9 814 105   | 6 708 619               | 47 818 428  |
| 18032000 | Cocoa paste, wholly or partly defatted   | 4 677 369         | 46 929 191  | 7 306 989               | 68 584 963  |
| 18040000 | Cocoa butter, fat and oil  | 13 444 520        | 119 979 897 | 70 832 904              | 661 927 677 |
| 18050000 | Cocoa powder, not containing added sugar or other sweetening matter  | 8 867 471         | 85 935 206  | 17 062 780              | 154 621 398 |

Tabel 3 : Ekspor Indonesia menurut Komoditi ( Kode HS 8 digit )

|          |  | Oktober 2020      |            |                         |            |
|----------|--|-------------------|------------|-------------------------|------------|
| Kode H S | Uraian golongan barang   | Berat bersih (Kg) |            | Nilai F.O.B. ( U S \$ ) |            |
|          |  | Bulan ini         | Kumulatif  | Bulan ini               | Kumulatif  |
| (1)      | (2)  | (3)               | (4)        | (5)                     | (6)        |
| 18061000 | Cocoa powder, containing added sugar or other sweetening matter  | 79 621            | 2 113 236  | 102 771                 | 1 424 559  |
| 18062010 | Chocolate confectionery blocks, slabs or bars weighing more than 2 kg  | 388 501           | 4 801 761  | 875 621                 | 10 811 020 |
| 18062090 | Chocolate, liquid,paste,granular or other bulk form in containers or immediate packings, of a content exceeding 2 kg     | 386 245           | 1 529 600  | 440 224                 | 2 617 726  |
| 18063100 | Chocolate and other food preparations containing cocoa, filled, in blocks, slabs, bars, weight <= 2kg                    | 32 488            | 270 927    | 159 030                 | 1 594 950  |
| 18063200 | Chocolate and other food preparations containing cocoa, not filled, in blocks, slabs, bars, weight <= 2kg                | 23 199            | 146 071    | 85 760                  | 735 413    |
| 18069010 | Chocolate confectionery in tablets or pastilles  | 76 354            | 667 406    | 427 433                 | 3 586 381  |
| 18069030 | Food preparations of flour, meal, starch/malt extract, contain >=40 % but < 50 % by weight of cocoa                      | 84                | 2 646      | 4 324                   | 19 110     |
| 18069040 | Food preparation of head 04.01-04.04, contain >=5% but <10% by weight of cocoa,for infant/young children,not retail sale | -                 | 1 232      | -                       | 5 704      |
| 18069090 | Chocolate and food preparation contain cocoa other than 1806.10.00-1806.90.40  | 687 272           | 4 938 221  | 1 997 938               | 14 180 658 |
| 19011010 | Preparations suitable for infants or young children of malt extract, not contain or contain < 40% cocoa, for retail sale | 37 543            | 243 383    | 179 879                 | 1 207 576  |
| 19011020 | Preparations suitable for infants or young children of HS 04.01-04.04, not contain or contain <5% cocoa,for retail sale  | 298 502           | 7 211 919  | 1 062 931               | 24 409 795 |
| 19011030 | Preparations suitable for infants or young children of soya-bean powder, not contain/contain <40% cocoa,for retail sale  | 40 220            | 389 930    | 127 412                 | 1 257 085  |
| 19011091 | Medical foods, preparations for infants/young children, for retail sale  | 20                | 20         | 97                      | 97         |
| 19011092 | Food preparations of flour,groats,meal,starch,for children 1-3 years old, for retail sale, o.t HS 1901.10.10-1901.10.91  | -                 | 246        | -                       | 122        |
| 19011099 | Food preparations of flour,groats,meal,starch for infant or >3 years old,for retail sale, o.t HS 1901.10.10-1901.10.91   | 528 127           | 6 800 820  | 1 950 571               | 22 405 469 |
| 19012010 | Mixes&doughs for preparation of bakers' wares of head 19.05,of flour, groats, meal,starch/malt extract,not contain cocoa | 189 937           | 1 528 043  | 336 319                 | 2 632 311  |
| 19012020 | Mixes&doughs for preparation of bakers' wares of head 19.05,of flour, groats, meal,starch/malt extract, containing cocoa | 1 240             | 9 297      | 1 333                   | 14 787     |
| 19012030 | Mixes&doughs for preparation of bakers' wares of HS 1905, not contain cocoa,oth of flour,groats,meal,starch/malt extract | 122 090           | 1 731 254  | 164 676                 | 3 692 377  |
| 19012040 | Mixes&doughs for preparation of bakers' wares of HS 1905, contain cocoa, oth of flour,groats,meal,starch/malt extract    | 4 252             | 43 968     | 15 756                  | 113 062    |
| 19019019 | Food preparations suitable for infants/young children, not put up for retail sale, other than medical foods              | 33 356            | 236 523    | 65 334                  | 428 608    |
| 19019020 | Malt extract   | 21 632            | 289 811    | 198 521                 | 2 638 401  |
| 19019031 | Filled milk, of goods of heading 04.01 to 04.04  | -                 | 35 743     | -                       | 78 153     |
| 19019032 | Food preparation of goods of HS 04.01-04.04, containing cocoa powder, other than filled milk                             | -                 | 3 348      | -                       | 43 230     |
| 19019039 | Food preparation of goods of HS 04.01-04.04, not containing cocoa powder, other than filled milk                         | 84 963            | 1 096 519  | 329 422                 | 3 650 642  |
| 19019041 | Soya based preparation, in powder form   | -                 | 2 251      | -                       | 5 755      |
| 19019049 | Soya based preparation, other than in powder form  | 26 267            | 200 032    | 36 986                  | 287 314    |
| 19019091 | Medical foods, other than preparations suitable for infants or young childrens   | -                 | 8 384      | -                       | 8 513      |
| 19019099 | Food preparations suitable not for infants/young children, other than 1901.10.10-1901.90.91                              | 1 495 622         | 11 817 108 | 3 663 820               | 29 715 054 |
| 19021100 | Uncooked pasta, not stuffed/othwise prepared, containing eggs  | 940               | 183 046    | 2 239                   | 300 679    |
| 19021920 | Rice vermicelli (including bee hoon), uncooked, not stuffed/othwise prepared, not containing eggs                        | 25 832            | 292 658    | 14 088                  | 138 468    |
| 19021931 | Transparent vermicelli of corn, uncooked, not stuffed/otherwise prepared, not containing eggs                            | -                 | 5 428      | -                       | 4 750      |
| 19021939 | Transparent vermicelli, uncooked, not stuffed/otherwise prepared, not containing eggs, other than of corn                | -                 | 730        | -                       | 2 551      |

Tabel 3 : Ekspor Indonesia menurut Komoditi ( Kode HS 8 digit )

|          |  | Oktober 2020      |             |                         |             |
|----------|--|-------------------|-------------|-------------------------|-------------|
| Kode H S | Uraian golongan barang   | Berat bersih (Kg) |             | Nilai F.O.B. ( U S \$ ) |             |
|          |  | Bulan ini         | Kumulatif   | Bulan ini               | Kumulatif   |
| (1)      | (2)  | (3)               | (4)         | (5)                     | (6)         |
| 19021940 | Noodles, uncooked, not stuffed/otherwise prepared, not containing eggs, oth than rice vermicelli& transparent vermicelli | 118 068           | 1 481 891   | 184 278                 | 2 608 488   |
| 19021990 | Uncooked pasta, not stuffed/otherwise prepared, not containing eggs, other than rice vermicelli& transparent vermicelli  | 984 443           | 9 906 070   | 1 272 857               | 12 388 652  |
| 19022010 | Stuffed pasta with meat or meat ofal, whether or not cooked or otherwise prepared  | 989               | 4 688       | 2 066                   | 10 662      |
| 19022030 | Stuffed pasta with fish, crustaceans or molluscs, whether or not cooked or otherwise prepared                            | 375               | 1 827       | 3 089                   | 10 798      |
| 19022090 | Stuffed pasta whether or not cooked/otherwise prepared,other than stuffed with meat/meat ofal,fish,crustaceans/molluscs  | 4 110             | 15 980      | 22 799                  | 106 337     |
| 19023020 | Rice vermicelli (including bee hoon), cooked or otherwise prepared, other than stuffed                                   | 3 430             | 153 557     | 8 576                   | 329 778     |
| 19023030 | Transparent vermicelli, cooked or otherwise prepared, other than stuffed   | 51 371            | 406 353     | 76 191                  | 644 911     |
| 19023040 | Instant noodles, whether or not cooked or otherwise prepared, other than stuffed   | 13 365 113        | 143 089 087 | 22 217 197              | 235 436 675 |
| 19023090 | Cooked pasta, not stuffed, other than rice vermicelli, transparent vermicelli, instant noodles                           | 2 526 177         | 17 499 862  | 3 509 238               | 28 290 608  |
| 19030000 | Tapioca & substitutes therefor prepared from starch, in the form of flakes, grains, pearls, siftings or in similar forms | 296 969           | 1 554 957   | 369 394                 | 3 462 217   |
| 19041010 | Prepared food obtained by the swelling/roasting of cereals/cereal products, containing cocoa                             | 6 516             | 131 552     | 35 960                  | 478 265     |
| 19041090 | Prepared food obtained by the swelling/roasting of cereals/cereal products, not containing cocoa                         | 133 258           | 1 467 467   | 598 238                 | 6 049 410   |
| 19042010 | Prepared foods obtained from unroasted cereal flakes   | 11 286            | 115 685     | 46 911                  | 334 362     |
| 19042090 | Prepared foods obtained from mixtures of unroasted cereal flakes and roasted cereal flakes or swelled cereals            | 39 270            | 228 743     | 140 398                 | 759 938     |
| 19043000 | Bulgur wheat   | -                 | 1 033       | -                       | 2 175       |
| 19049010 | Rice preparations, including pre-cooked rice   | 88                | 20 535      | 343                     | 30 120      |
| 19049090 | Cereals (oth maize (corn)), in grain form/other worked grains (except flour, groats&meal), pre?cooked/otherwise prepared | 342 053           | 3 141 483   | 893 409                 | 10 020 545  |
| 19051000 | Crispbread, whether or not containing cocoa  | 177 675           | 1 067 722   | 288 107                 | 1 880 064   |
| 19052000 | Gingerbread and the like, whether or not containing cocoa  | 10 187            | 137 551     | 12 467                  | 213 528     |
| 19053110 | Sweet biscuits, not containing cocoa   | 7 408 799         | 45 805 454  | 24 396 775              | 121 581 383 |
| 19053120 | Sweet biscuits, containing cocoa   | 4 292 555         | 47 139 078  | 8 304 127               | 84 549 074  |
| 19053210 | Waffles  | 733 712           | 5 465 090   | 2 317 740               | 15 872 205  |
| 19053220 | Wafers   | 12 267 605        | 108 194 580 | 29 750 491              | 255 025 930 |
| 19054010 | Rusk, toasted bread & similar toasted product, not containing added sugar, honey, eggs, fats, cheese or fruit            | 1                 | 1           | 18                      | 18          |
| 19054090 | Rusk, toasted bread & similar toasted product, containing added sugar, honey, eggs, fats, cheese or fruit                | 69 250            | 411 455     | 193 634                 | 1 089 839   |
| 19059010 | Unsweetened teething biscuits  | 1 275 389         | 12 578 547  | 2 441 116               | 22 370 129  |
| 19059020 | Unsweetened biscuits, other than teething biscuits   | 203 431           | 949 436     | 322 878                 | 1 435 449   |
| 19059030 | Cakes  | 59 771            | 646 630     | 175 009                 | 1 788 806   |
| 19059040 | Pastries   | 43 968            | 324 765     | 86 267                  | 656 506     |
| 19059050 | Flourless bakers' wares  | 1 204             | 19 312      | 1 726                   | 121 844     |
| 19059070 | Communion wafers, sealing wafers, rice paper and similar products  | 13 705            | 19 249      | 18 717                  | 30 467      |
| 19059080 | Crisp savoury food products, nec in heading 1905, whether or not containing cocoa  | 340 096           | 2 738 536   | 639 745                 | 6 531 546   |
| 19059090 | Bread,pastry,cake,biscuit&oth bakers' wares,won contain cocoa,sealing wafer,rice paper&sim, o.t HS 1905.10.00-1905.90.80 | 1 269 319         | 9 964 567   | 2 488 518               | 21 187 084  |
| 20011000 | Cucumbers and gherkins, prepared or preserved by vinegar or acetic acid  | 1                 | 1           | 1                       | 1           |
| 20019090 | Vegetables,fruit,nuts&other edible parts of plants, prepared/preserved by vinegar/acetic acid,o.t cucumber,gherkin,onion | 860               | 53 247      | 614                     | 48 328      |
| 20021000 | Tomatoes, whole or pieces, prepared or preserved otherwise than by vinegar or acetic acid                                | -                 | 550         | -                       | 251         |

Tabel 3 : Ekspor Indonesia menurut Komoditi ( Kode HS 8 digit )

| Kode H S | Uraian golongan barang   | Oktober 2020      |           |                         |           |
|----------|--|-------------------|-----------|-------------------------|-----------|
|          |  | Berat bersih (Kg) |           | Nilai F.O.B. ( U S \$ ) |           |
|          |  | Bulan ini         | Kumulatif | Bulan ini               | Kumulatif |
| (1)      | (2)  | (3)               | (4)       | (5)                     | (6)       |
| 20031000 | Mushrooms of the genus Agaricus, prepared or preserved othwise than by vinegar or acetic acid                            | 239 899           | 1 608 023 | 428 383                 | 2 994 792 |
| 20039090 | Mushrooms, prepared or preserved othwise than by vinegar or acetic acid, other than mushrooms of the genus Agaricus      | -                 | 814       | -                       | 2 330     |
| 20041000 | Potatoes, prepared or preserved otherwise than by vinegar or acetic acid, frozen, other than products of heading 20.06   | 266               | 19 202    | 239                     | 27 055    |
| 20049010 | Vegetable&mix,preserved o.t by vinegar/acetic acid,frozen,o.t 20.06,o.t tomato,mushroom,potato, for infant/young child   | -                 | 25 571    | -                       | 30 912    |
| 20049090 | Vegetable&mix,preserved o.t by vinegar/acetic acid,frozen,o.t 20.06,o.t tomato,mushroom,potato,not for infant/youngchild | 20 495            | 1 499 702 | 69 466                  | 3 165 214 |
| 20051010 | Homogenised vegetable in airtight container, retail sale, not frozen, prepared/preserved oth by vinegar/acetic acid      | -                 | 267       | -                       | 141       |
| 20051090 | Homogenised vegetable not in airtight container,not retail sale,not frozen,prepared/preserved oth by vinegar/acetic acid | 11 750            | 28 761    | 36 479                  | 84 281    |
| 20052011 | Potatoes chips&sticks in airtight container, retail sale, not frozen,not prepared/preserved by vinegar/acetic acid       | 7 162             | 232 652   | 23 345                  | 752 329   |
| 20052019 | Potato chips&sticks not in airtight container, not retail sale,not frozen,not prepared/preserved by vinegar/acetic acid  | 17 741            | 44 358    | 23 385                  | 170 948   |
| 20052099 | Potato not in airtight container,not retail sale,not frozen,not prepared/preserved by vinegar/acetic acid,o.t chip&stick | -                 | 2 722     | -                       | 38 286    |
| 20054000 | Peas, prepared or preserved otherwise than by vinegar or acetic acid, not frozen, other than products of heading 20.06   | 1 617             | 5 379     | 4 120                   | 14 472    |
| 20055100 | Beans,shelled, prepared/preserved otherwise than by vinegar/acetic acid, not frozen,other than products of heading 20.06 | 1 379             | 21 677    | 2 056                   | 93 502    |
| 20055910 | Beans in airtight container,retail sale, prepared/preserved otherwise than by vinegar/acetic acid,not frozen,o.t shelled | 229               | 16 659    | 1 017                   | 10 990    |
| 20055990 | Beans o.t in airtight container for retail sale, prepared/preserved oth by vinegar/acetic acid,not frozen,o.t shelled    | 36                | 1 133     | 50                      | 1 813     |
| 20058000 | Sweet corn, prepared/preserved otherwise than by vinegar/acetic acid, not frozen, other than products of heading 20.06   | -                 | 186       | -                       | 320       |
| 20059100 | Bamboo shoots,prepared/preserved otherwise than by vinegar/acetic acid, not frozen, other than products of heading 20.06 | 30                | 270       | 96                      | 176       |
| 20059910 | Vegetbl&mix of vege in airtight container,retail sale,prepare/preserve o.t vinegar/acetic acid, o.t HS 2005.10-2005.91   | -                 | 11        | -                       | 130       |
| 20059990 | Vegetbl&mix of vege not in airtight container,not retail,prepare/preserve oth vinegar/acetic acid,o.t HS 2005.10-2005.91 | 280 130           | 1 949 749 | 317 310                 | 2 258 077 |
| 20060000 | Vegetables, fruit, nuts, fruit-peel and other parts of plants, preserved by sugar (drained, glace or crystallised)       | 338               | 11 507    | 1 306                   | 24 762    |
| 20071000 | Jams,fruit jellies, marmalades,fruit/nut, homogenised preparations, obtained by cooking, won cont added sugar/oth sweet  | 5 470             | 242 180   | 7 207                   | 374 963   |
| 20079100 | Jams, jellies,marmalades,of citrus fruit,not homogenised preparations,obtained by cooking,won cont added sugar/oth sweet | 1 506             | 49 932    | 913                     | 34 453    |
| 20079910 | Fruit pastes oth of mangoes, pineapples or strawberries,not homogenised preparations,won cont added sugar/oth sweet      | 736               | 116 558   | 7 229                   | 284 738   |
| 20079920 | Jams and fruit jellies oth of citrus fruit,not homogenised preparations,won cont added sugar/oth sweet                   | 51 333            | 108 174   | 23 674                  | 76 101    |
| 20079990 | Fruit pastes of mangoes, pineapples or strawberries,not homogenised preparations,won cont added sugar/oth sweet          | 201 568           | 2 152 595 | 666 545                 | 6 112 231 |
| 20081110 | Roasted ground nuts, otherwise prepared/preserved won contain sugar/sweetening matter                                    | 153 708           | 1 215 572 | 472 633                 | 3 885 432 |
| 20081120 | Peanut butter, otherwise prepared/preserved won contain sugar/sweetening matter  | 68 112            | 358 081   | 130 308                 | 719 796   |

Tabel 3 : Ekspor Indonesia menurut Komoditi ( Kode HS 8 digit )

|          |  | Oktober 2020      |             |                         |             |
|----------|--|-------------------|-------------|-------------------------|-------------|
| Kode H S | Uraian golongan barang   | Berat bersih (Kg) |             | Nilai F.O.B. ( U S \$ ) |             |
|          |  | Bulan ini         | Kumulatif   | Bulan ini               | Kumulatif   |
| (1)      | (2)  | (3)               | (4)         | (5)                     | (6)         |
| 20081190 | Ground nuts, otherwise prepared/preserved won contain sugar/sweetening matter, other than roasted&peanut butter          | 194 000           | 963 147     | 756 180                 | 3 433 982   |
| 20081910 | Cashew nut including mixture, otherwise prepared/preserved won contain sugar/sweetening matter                           | 224 852           | 320 858     | 432 503                 | 1 299 619   |
| 20081991 | Nut including mixture,roasted,otherwise prepared/preserved won contain sugar/sweetening matter,o.t gorund nut,cashew nut | 23 860            | 87 035      | 19 240                  | 113 864     |
| 20081999 | Nut including mixture,not roasted,otherwise prepared/preserved won contain sugar/sweetening matter,other than cashew nut | 136 373           | 857 706     | 246 365                 | 1 619 388   |
| 20082010 | Pineapple in airtight container, for retail sale, otherwise prepared/preserved won contain sugar/sweetening matter       | 963               | 1 882       | 2 136                   | 5 857       |
| 20082090 | Pineapple not in airtight container for retail sale, otherwise prepared/preserved won contain sugar/sweetening matter    | 21 365 315        | 147 978 185 | 28 424 264              | 181 887 138 |
| 20083010 | Citrus fruits, otherwise prepared/preserved, containing added sugar or other sweetening matter or spirit                 | 310               | 970         | 479                     | 1 172       |
| 20083090 | Citrus fruits, otherwise prepared/preserved, not containing added sugar or other sweetening matter or spirit             | 1 160             | 11 338      | 92                      | 4 150       |
| 20086010 | Cherries, otherwise prepared/preserved, containing added sugar or other sweetening matter or spirit                      | -                 | 2           | -                       | 203         |
| 20088000 | Strawberries, otherwise prepared/preserved whether or not contain sugar/sweetening matter                                | -                 | 350         | -                       | 1 694       |
| 20089390 | Cranberries, otherwise prepared/preserved, not containing added sugar or other sweetening matter or spirit               | -                 | 1 520       | -                       | 186         |
| 20089710 | Mix of stems,roots&other edible parts of plants,not incl fruits/nuts won contain added sugar/other sweetener or spirit   | 1 036             | 4 812       | 4 591                   | 23 296      |
| 20089720 | Mix of stems,roots&other edible parts of plants, including fruits/nuts, contain added sugar/other sweetener or spirit    | 699 350           | 4 320 354   | 879 714                 | 5 677 360   |
| 20089790 | Mix of stems,roots&other edible parts of plants, including fruits/nuts, not contain added sugar/other sweetener/spirit   | 150               | 1 850       | 61                      | 761         |
| 20089910 | Lychees, otherwise prepared/preserved whether or not contain sugar/sweetening matter                                     | 18                | 38          | 14                      | 80          |
| 20089930 | Stems,roots&other edible part of plant,not incl fruit/nut,othwise prepared/preserved won contain sugar/sweetening matter | 16 200            | 260 858     | 6 120                   | 140 009     |
| 20089940 | Stems,roots&other edible part of plant,including fruit/nut,othwise prepared/preserved, contain sugar/sweetening matter   | 40 698            | 209 958     | 37 583                  | 249 003     |
| 20089990 | Stems,roots&other edible part of plant,includ fruit/nut,othwise prepared/preserved, not contain sugar/sweetening matter  | 885 646           | 8 012 412   | 1 502 338               | 12 768 804  |
| 20091100 | Orange juice, frozen   | -                 | 10          | -                       | 190         |
| 20091200 | Orange juice, not frozen, of a brix value not exceeding 20   | 549               | 2 844       | 1 474                   | 6 550       |
| 20091900 | Orange juice, not frozen, of a Brix value exceeding 20   | 13 287            | 223 062     | 14 557                  | 270 988     |
| 20092900 | Grapefruit (including pomelo) juice, of a brix value exceeding 20  | 3 914             | 53 695      | 10 877                  | 157 347     |
| 20093900 | Juice of any other single citrus fruit, of a brix value exceeding 20   | 43                | 17 140      | 23                      | 31 462      |
| 20094100 | Pineapple juice, of a brix value not exceeding 20  | -                 | 100 800     | -                       | 36 944      |
| 20094900 | Pineapple juice, of a brix value exceeding 20  | 2 572 824         | 18 285 013  | 5 025 668               | 28 899 387  |
| 20096900 | Grape juice (including grape must), of a brix value exceeding 20   | 208               | 1 639       | 185                     | 2 209       |
| 20097900 | Apple juice, of a brix value exceeding 20  | 11 393            | 32 179      | 18 460                  | 73 091      |
| 20098110 | Cranberry juice suitable for infants or young children   | -                 | 22          | -                       | 53          |
| 20098190 | Cranberry juice not suitable for infants or young children   | 1 000             | 16 000      | 139                     | 2 244       |
| 20098999 | Juice, other than HS 2009.11.00-2009.89.10, not suitable for infants or young children                                   | 951 998           | 2 855 469   | 874 598                 | 2 914 545   |
| 20099091 | Mixtures of juices, not suitable for infants or young children, ready for immediate consumption                          | 38 402            | 642 708     | 135 914                 | 1 323 973   |
| 20099099 | Mixtures of juices, not suitable for infants or young children, not ready for immediate consumption                      | 5 818             | 131 145     | 35 121                  | 1 455 089   |
| 21011110 | Instant coffee   | 3 460 783         | 76 002 104  | 12 089 188              | 234 463 691 |
| 21011190 | Extracts, essences and concentrates of coffee, other than instant coffee   | 104 629           | 1 666 307   | 555 177                 | 7 858 458   |



Tabel 3 : Ekspor Indonesia menurut Komoditi ( Kode HS 8 digit )

|          |   | Oktober 2020      |            |                         |             |
|----------|---|-------------------|------------|-------------------------|-------------|
| Kode H S | Uraian golongan barang  | Berat bersih (Kg) |            | Nilai F.O.B. ( U S \$ ) |             |
|          |   | Bulan ini         | Kumulatif  | Bulan ini               | Kumulatif   |
| (1)      | (2)   | (3)               | (4)        | (5)                     | (6)         |
| 21011210 | Mixtures in paste form with a basis of ground roasted coffee, containing vegetable fats                                 | 25 651            | 339 548    | 92 787                  | 924 704     |
| 21011291 | Coffee preparation with a basis of extracts, essences or concentrate containing added sugar, won containing creamer     | 9 202 892         | 61 444 921 | 27 936 714              | 186 745 445 |
| 21011292 | Coffee preparation with a basis of ground roasted coffee containing added sugar, whether or not containing creamer      | 3 249             | 20 270     | 14 167                  | 71 146      |
| 21011299 | Mixtures not in paste form with a basis of ground roasted coffee, containing vegetable fats                             | 495 243           | 2 470 656  | 1 357 011               | 6 633 063   |
| 21012020 | Tea extracts for the manufacture of tea preparations, in powder form  | 23 826            | 157 448    | 55 661                  | 401 129     |
| 21012030 | Preparations of tea consisting of a mixture of tea, milk powder and sugar   | 68 849            | 274 702    | 37 907                  | 656 376     |
| 21012090 | Extracts, essences&concentrates, of tea or matØ, not in powder form, not consisting of mixture of tea,milk powder&sugar | 173 292           | 387 890    | 139 673                 | 1 267 609   |
| 21013000 | Roasted chicory and oth roasted coffee substitutes, and extracts, essences and concentrates thereof                     | 283               | 54 607     | 2 167                   | 67 301      |
| 21021000 | Active yeasts   | 1 506             | 20 786     | 6 376                   | 96 074      |
| 21022010 | Inactive yeasts, of a kind used in animal feeding   | 554 000           | 7 249 002  | 148 384                 | 2 102 916   |
| 21022090 | Inactive yeasts, of a kind not used in animal feeding   | 2 619             | 105 119    | 13 790                  | 66 762      |
| 21023000 | Prepared baking powders   | 11 603            | 83 698     | 44 442                  | 324 403     |
| 21031000 | Soya sauce  | 1 536 509         | 12 438 666 | 2 353 100               | 18 415 747  |
| 21032000 | Tomato ketchup and oth tomato sauces  | 52 526            | 782 035    | 62 719                  | 828 865     |
| 21033000 | Mustard flour and meal and prepared mustard   | 9 856             | 128 660    | 5 199                   | 165 747     |
| 21039011 | Chilli sauce  | 1 173 367         | 6 718 597  | 2 227 564               | 13 246 447  |
| 21039013 | Sauces other than Chilli sauce or Fish sauce  | 198 484           | 2 180 778  | 652 795                 | 7 311 674   |
| 21039019 | Preparations of sauces  | 4 166 124         | 33 898 399 | 16 629 739              | 134 595 908 |
| 21039021 | Shrimp paste including belachan (blachan)   | 204 093           | 2 871 203  | 107 353                 | 1 616 733   |
| 21039029 | Mixed condiments and mixed seasonings other than shrimp paste   | 265 033           | 2 804 145  | 990 497                 | 9 613 309   |
| 21041019 | Soups and broths & preparation therefor containing meat, not suitable for infants or young children                     | 1 435             | 25 788     | 1 382                   | 73 226      |
| 21041099 | Soups and broths & preparation therefor, not containing meat, not suitable for infants or young children                | 19 419            | 305 940    | 58 830                  | 1 021 930   |
| 21042011 | Homogenised composite food preparation, containing meat, suitable for infants or young children                         | -                 | 800        | -                       | 5 248       |
| 21042019 | Homogenised composite food preparation, containing meat, not suitable for infants or young children                     | 57 290            | 995 935    | 52 509                  | 1 518 540   |
| 21042091 | Homogenised composite food preparation, not containing meat, suitable for infants or young children                     | 40                | 300        | 11                      | 42          |
| 21042099 | Homogenised composite food preparation, not containing meat, not suitable for infants or young children                 | 1 416             | 16 329     | 5 253                   | 44 397      |
| 21050000 | Ice cream and other edible ice, whether or not containing cocoa   | 1 334 985         | 9 904 524  | 2 871 995               | 21 055 091  |
| 21061000 | Protein concentrates and textured protein substances  | 683               | 55 552     | 7 073                   | 165 752     |
| 21069011 | Dried bean curd and dried bean curd stick   | 20 755            | 93 720     | 55 398                  | 240 198     |
| 21069012 | Fresh soybean curd (tofu)   | 7 359             | 7 540      | 24 860                  | 26 267      |
| 21069019 | Beancurd, other than dried bean curd,dried bean curd stick,fresh soybean curd (tofu)                                    | 1 944             | 116 549    | 45 185                  | 699 884     |
| 21069020 | Powdered alcohol  | 2 202             | 8 023      | 7 212                   | 21 679      |
| 21069030 | Non-dairy creamer   | 2 801 963         | 20 472 035 | 3 918 406               | 29 423 786  |
| 21069041 | Autolysed yeast extracts in powder form   | 11 460            | 65 835     | 49 156                  | 307 712     |
| 21069049 | Autolysed yeast extracts not in powder form   | 537 119           | 2 677 565  | 499 862                 | 2 588 978   |
| 21069053 | Ginseng based products  | 11 920            | 36 754     | 12 364                  | 128 489     |
| 21069054 | Non-alcoholic preparations used as raw material for the manufacture of composite concentrates, other than ginseng       | -                 | 65 013     | -                       | 373 917     |
| 21069055 | Non-alcoholic, composite concentrates for simple dilution with water to make beverages, other than ginseng              | 2 134 996         | 32 139 623 | 4 924 386               | 58 869 883  |
| 21069059 | Non-alcoholic preparations of a kind used for the making/for the manufacture of beverages oth than HS 21069053-21069055 | 245 771           | 1 996 793  | 753 724                 | 6 626 393   |

Tabel 3 : Ekspor Indonesia menurut Komoditi ( Kode HS 8 digit )

|          |  | Oktober 2020      |             |                         |             |
|----------|--|-------------------|-------------|-------------------------|-------------|
| Kode H S | Uraian golongan barang   | Berat bersih (Kg) |             | Nilai F.O.B. ( U S \$ ) |             |
|          |  | Bulan ini         | Kumulatif   | Bulan ini               | Kumulatif   |
| (1)      | (2)  | (3)               | (4)         | (5)                     | (6)         |
| 21069062 | Preparations of a kind used as raw material for the manufacture of alcoholic beverage, not in liquid form                | 12 944            | 38 685      | 43 389                  | 127 190     |
| 21069067 | Alcoholic preparations, of a kind used for the manufacture of alcoholic beverages, not in liquid form                    | -                 | 32          | -                       | 275         |
| 21069069 | Alcoholic preparations of a kind used for the making or for the manufacture of beverages oth than HS 21069066-21069067   | -                 | 1 256       | -                       | 703         |
| 21069071 | Food supplements based on ginseng  | 1 100             | 11 509      | 9 608                   | 31 302      |
| 21069072 | Food supplements based on other than ginseng   | 298 295           | 3 057 190   | 3 790 689               | 35 585 547  |
| 21069081 | Food preparations for lactase deficient infants or young children  | 4 113             | 52 432      | 23 472                  | 257 992     |
| 21069089 | Food preparations not for lactase deficient infants or young children  | 4 703             | 237 027     | 17 510                  | 299 392     |
| 21069091 | Food preparation,mix of chemicals with foodstuffs/oth substances with nutritive value,of a kind used for food processing | 159 179           | 1 390 148   | 414 024                 | 3 822 364   |
| 21069092 | Flavoured or coloured syrups   | 375 818           | 1 824 499   | 430 579                 | 1 884 182   |
| 21069095 | Seri kaya  | 1 650             | 7 309       | 8 172                   | 32 566      |
| 21069096 | Medical foods n.e.c. in heading no. 2106   | 10 222            | 144 625     | 77 001                  | 1 198 151   |
| 21069097 | Tempeh   | 15 110            | 247 341     | 57 235                  | 651 114     |
| 21069098 | Flavouring preparations, nec in heading 21.06  | 221 416           | 2 165 857   | 1 613 381               | 13 363 109  |
| 21069099 | Food preparations not elsewhere specified or included, nec in heading 21.06  | 22 027 573        | 164 825 621 | 33 180 743              | 248 762 624 |
| 22011010 | Mineral waters   | 7 311 364         | 73 100 848  | 926 271                 | 9 217 224   |
| 22011020 | Aerated waters   | 14                | 16 043      | 5                       | 3 981       |
| 22019090 | Water, not containing added sugar/sweetening matter nor flavoured, other than mineral water & aerated water              | 280 237           | 4 012 233   | 187 716                 | 2 395 934   |
| 22021010 | Sparkling mineral waters or aerated waters, flavoured  | 1 079 565         | 7 836 060   | 834 755                 | 5 375 554   |
| 22021090 | Waters, containing added sugar or other sweetening matter or flavoured, other than sparkling mineral/aerated waters      | 2 508 152         | 24 361 252  | 1 790 279               | 19 080 227  |
| 22029100 | Non-alcoholic beer   | 18 756            | 20 161      | 10 385                  | 16 338      |
| 22029910 | Flavoured UHT milk drinks  | 245 389           | 1 861 045   | 289 573                 | 2 259 395   |
| 22029920 | Soya milk drinks   | 567               | 568         | 56                      | 61          |
| 22029940 | Coffee based drinks or coffee flavoured drinks   | 280 622           | 3 390 130   | 281 396                 | 3 407 865   |
| 22029950 | Non-aerated beverages ready for immediate consumption without dilution, other than HS 2202.91.00-2202.99.40              | 3 664 621         | 30 051 731  | 1 893 640               | 16 522 781  |
| 22029990 | Aerated beverages ready for immediate consumption without dilution, other than HS 2202.91.00-2202.99.40                  | 655 066           | 3 918 265   | 2 267 733               | 11 022 656  |
| 22030011 | Stout or porter of an alcoholic strength by volume not exceeding 5.8 % vol   | 1 732             | 1 792       | 1 730                   | 1 966       |
| 22030019 | Stout or porter of an alcoholic strength by volume exceeding 5.8 % vol   | 103 891           | 760 022     | 121 332                 | 819 483     |
| 22030091 | Beer made from malt, including ale of an alcoholic strength by volume not exceeding 5.8 % vol, other than stout/porter   | 32 339            | 199 689     | 16 268                  | 108 031     |
| 22030099 | Beer made from malt, including ale of an alcoholic strength by volume exceeding 5.8 % vol, other than stout/porter       | 400 157           | 7 032 542   | 308 420                 | 5 037 885   |
| 22041000 | Sparkling wine   | -                 | 9 962       | -                       | 28 780      |
| 22042111 | Wine of an alcoholic strength by volume not exceeding 15 % vol, in container holding 2 l or less                         | 1 005             | 41 341      | 16 128                  | 41 469      |
| 22042122 | Grape must with fermentation prevented/arrested by addition of alcohol strength by vol>15%, in container holding<=2 l    | -                 | 3           | -                       | 55          |
| 22042911 | Wine of an alcoholic strength by volume not exceeding 15 % vol, in container holding > 10 l                              | 238               | 1 838       | 2 451                   | 80 679      |
| 22060010 | Cider or perry   | 17 760            | 46 251      | 14 400                  | 37 759      |
| 22060039 | Coconut palm toddy in container holding more than 2 l  | -                 | 2 026       | -                       | 1 320       |
| 22060091 | Rice wine (including medicated rice wine), nec in heading 22.03 or 22.06   | -                 | 336         | -                       | 511         |
| 22060099 | Fermented beverages nec in heading no. 22.03-22.06   | 44                | 19 398      | 508                     | 45 934      |
| 22071000 | Undenatured ethyl alcohol of an alcoholic strength by volume of 80 % vol or higher                                       | 4 866 279         | 27 881 374  | 5 473 904               | 27 792 265  |
| 22072019 | Denatured ethyl alcohol, including methylated spirits, of an alcoholic strength by volume not exceeding 99 % vol         | -                 | 192 352     | -                       | 253 743     |

Tabel 3 : Ekspor Indonesia menurut Komoditi ( Kode HS 8 digit )

|          |  | Oktober 2020      |               |                         |             |
|----------|--|-------------------|---------------|-------------------------|-------------|
| Kode H S | Uraian golongan barang   | Berat bersih (Kg) |               | Nilai F.O.B. ( U S \$ ) |             |
|          |  | Bulan ini         | Kumulatif     | Bulan ini               | Kumulatif   |
| (1)      | (2)  | (3)               | (4)           | (5)                     | (6)         |
| 22072090 | Ethyl alcohol&other spirits, denatured, of any strength, other than denatured ethyl alcohol including methylated spirits | -                 | 741 033       | -                       | 1 066 893   |
| 22082090 | Spirits obtained by distilling grape wine or grape marc, other than brandy   | -                 | 121 440       | -                       | 360 640     |
| 22083000 | Whiskies   | 25                | 1 266         | 492                     | 7 056       |
| 22084000 | Rum and other spirits obtained by distilling fermented sugar-cane products   | -                 | 632           | -                       | 506         |
| 22085000 | Gin and Geneva   | 4                 | 35            | 72                      | 438         |
| 22086000 | Vodka  | -                 | 66            | -                       | 817         |
| 22089010 | Medicated samsu of an alcoholic strength by volume not exceeding 40 % vol  | -                 | 279           | -                       | 1 412       |
| 22089099 | Spirituous beverages of an alcoholic strength by volume exceeding 1.14 % vol, other than HS 2208.20.50-2208.90.80        | -                 | 2             | -                       | 4           |
| 22090000 | Vinegar and substitutes for vinegar obtained from acetic acid  | 7 703             | 122 091       | 3 212                   | 415 150     |
| 23011000 | Flours, meals and pellets, of meat or meat offal, greaves  | 0                 | 17 224        | 1                       | 10 234      |
| 23012010 | Flours, meals & pellets, of fish, with a protein content < 60% by weight   | 520 000           | 1 814 700     | 418 200                 | 1 489 180   |
| 23012020 | Flours, meals & pellets, of fish, with a protein content > 60% by weight   | 1 065 000         | 6 682 980     | 1 032 687               | 6 459 638   |
| 23012090 | Flours, meals & pellets, of crustaceans/molluscs/oth aquatic invertebrates   | 195 000           | 3 138 591     | 86 892                  | 1 997 393   |
| 23021000 | Bran, sharps and other residues, of maize (corn)   | 904 920           | 8 145 288     | 150 650                 | 1 405 682   |
| 23023010 | Bran and pollard of wheat  | 55 430 485        | 460 737 757   | 11 625 238              | 88 291 280  |
| 23023090 | Sharps and other residues, of wheat, other than bran and pollard   | 5 500 000         | 78 866 052    | 995 500                 | 14 082 873  |
| 23024010 | Bran,sharps &oth residues, whether or not in the form of pellets, derived from the sifting, milling/oth working, of rice | -                 | 132 000       | -                       | 46 200      |
| 23024090 | Bran,sharps&oth residu,whether/not in the form of pellet,derived from the sifting,milling/oth working,of cereal,oth rice | 24                | 503 038       | 423                     | 154 762     |
| 23031010 | Residues of starch manufacture and similar residues of manioc (cassava) or sago  | 120               | 3 643         | 55                      | 4 677       |
| 23031090 | Residues of starch manufacture and similar residues other than manioc (cassava) or sago                                  | 2 024 800         | 10 763 862    | 409 855                 | 3 424 264   |
| 23032000 | Beetpulp, bagasse and oth waste of sugar manufacture   | 342 600           | 5 681 702     | 78 759                  | 1 336 290   |
| 23040010 | Defatted soya-bean flour   | -                 | 15            | -                       | 30          |
| 23040090 | Oil-cake and other solid residues, resulting from the extraction of soya-bean oil, other than defatted soya-bean flour   | -                 | 2             | -                       | 0           |
| 23050000 | Oil-cake & oth solid residues, won ground or in the form of pellets, resulting from the extraction of ground-nut oil     | -                 | 3             | -                       | 2           |
| 23061000 | Oil-cake & oth solid residues, w.o.n ground or in the form of pellets, resulting from the extraction of cotton seeds     | 80 000            | 2 193 120     | 18 640                  | 624 147     |
| 23063000 | Oil-cake & oth solid residues, w.o.n ground or in the form of pellets, resulting from the extraction of sunflower seeds  | 262               | 276           | 1 468                   | 1 556       |
| 23064920 | Oil-cake and other solid residues, of colza seeds oth low erucic acid  | -                 | 740 000       | -                       | 192 225     |
| 23065000 | Oil-cake & oth solid residues, w.o.n ground or in the form of pellets, resulting from the extraction of coconut or copra | 14 616 078        | 144 410 402   | 2 689 161               | 25 426 380  |
| 23066010 | Oil-cake and other solid residues, of palm nuts or kernels, ground or in the form of pellets                             | 234 713 392       | 2 100 563 005 | 30 042 797              | 252 929 636 |
| 23066090 | Oil-cake and other solid residues, of palm nuts or kernels, other than ground or in the form of pellets                  | 230 252 185       | 1 810 950 145 | 36 360 817              | 271 424 352 |
| 23069010 | Oil-cake & oth solid residues, w.o.n ground or in the form of pellets, resulting from the extraction of maize(corn) germ | 480 080           | 8 161 492     | 60 960                  | 1 047 432   |
| 23069090 | Oil-cake&other solid residu,w.o.n ground/in pellet form, from extraction of vegetable fat/oil, o.t 2306.10.00-2306.90.10 | 12 985 742        | 116 998 374   | 6 142 552               | 40 019 072  |
| 23080000 | Vegetable materials&waste,vegetable residues, whether or not in pellets form, used in animal feeding, not else specified | 1 697 085         | 26 084 681    | 728 763                 | 12 860 014  |
| 23091010 | Dog or cat food, put up for retail sale, containing meat   | 20                | 68 459        | 10                      | 96 366      |
| 23091090 | Dog or cat food, put up for retail sale, not containing meat   | 951               | 21 784        | 5 916                   | 38 221      |
| 23099011 | Complete feed of a kind suitable for poultry   | 650 349           | 5 452 523     | 531 765                 | 4 194 561   |
| 23099012 | Complete feed of a kind suitable for swine   | 4 449 515         | 76 330 412    | 3 155 164               | 51 500 544  |

Tabel 3 : Ekspor Indonesia menurut Komoditi ( Kode HS 8 digit )

|          |  | Oktober 2020      |             |                         |             |
|----------|--|-------------------|-------------|-------------------------|-------------|
| Kode H S | Uraian golongan barang   | Berat bersih (Kg) |             | Nilai F.O.B. ( U S \$ ) |             |
|          |  | Bulan ini         | Kumulatif   | Bulan ini               | Kumulatif   |
| (1)      | (2)  | (3)               | (4)         | (5)                     | (6)         |
| 23099013 | Complete feed of a kind suitable for prawns  | -                 | 18 243      | -                       | 20 082      |
| 23099019 | Complete feed of a kind suitable for animal other than poultry,swine,prawns,primates                                     | 65 968            | 667 071     | 56 458                  | 484 126     |
| 23099020 | Premixes, feed supplements or feed additives   | 26 950            | 724 450     | 213 177                 | 467 947     |
| 23099090 | Preparations of a kind used in animal feeding, other than HS 2309.10.10-2309.90.20                                       | 872 835           | 6 789 988   | 913 029                 | 6 711 214   |
| 24011010 | Tobacco, not stemmed/stripped, virginia type, flue-cured   | 19 857            | 243 644     | 73 304                  | 798 933     |
| 24011050 | Tobacco, not stemmed/stripped, flue-cured, other than virginia and burley type   | -                 | 192 581     | -                       | 701 630     |
| 24011090 | Tobacco, not stemmed/stripped, other than flue-cured, virginia and burley type   | 657 847           | 7 169 673   | 6 739 858               | 50 934 299  |
| 24012010 | Tobacco, partly or wholly stemmed/stripped, virginia type, flue-cured  | 184 880           | 5 084 574   | 221 072                 | 31 665 637  |
| 24012020 | Tobacco, partly or wholly stemmed/stripped, virginia type, other than flue-cured   | 19 800            | 154 800     | 63 360                  | 357 120     |
| 24012030 | Tobacco, partly or wholly stemmed/stripped, oriental type  | -                 | 106 620     | -                       | 358 399     |
| 24012040 | Tobacco, partly or wholly stemmed/stripped, burley type  | 7 000             | 471 690     | 49 770                  | 1 608 983   |
| 24012050 | Tobacco, partly or wholly stemmed/stripped, flue-cured, other than virginia,oriental and burley type                     | 240 355           | 2 675 538   | 1 730 020               | 15 473 079  |
| 24012090 | Tobacco, partly or wholly stemmed/stripped, other than flue-cured, virginia, oriental and burley type                    | 1 036 499         | 10 781 404  | 6 459 609               | 59 032 631  |
| 24013010 | Tobacco stems  | 6 480             | 43 200      | 3 564                   | 21 426      |
| 24013090 | Tobacco refuse, other than tobacco stems   | 71 772            | 232 713     | 73 184                  | 315 943     |
| 24021000 | Cigars, cheroots and cigarillos, containing tobacco  | 431 504           | 3 688 235   | 8 039 983               | 70 598 311  |
| 24022010 | Cigarettes containing tobacco, beedies   | -                 | 17          | -                       | 579         |
| 24022020 | Cigarettes containing tobacco, clove cigarettes  | 1 028 530         | 8 696 187   | 10 583 011              | 87 832 320  |
| 24022090 | Cigarettes containing tobacco, other than beedies and clove cigarettes   | 8 187 869         | 64 781 495  | 67 825 604              | 548 188 338 |
| 24029010 | Cigars, cheroots and cigarillos of tobacco substitutes   | 7                 | 52          | 164                     | 3 692       |
| 24029020 | Cigarettes of tobacco substitutes  | 43 550            | 429 719     | 347 048                 | 2 848 539   |
| 24031100 | Water pipe tobacco specified in Subheading Note 1 to this Chapter  | 325               | 3 206       | 7 955                   | 54 454      |
| 24031911 | Ang Hoon, packed for retail sale   | 20                | 20          | 204                     | 204         |
| 24031919 | Smoking tobacco,w.o.n containing tobacco substitutes, packed for retail sale, other than Ang Hoon and water pipe tobacco | 27 799            | 315 106     | 400 620                 | 4 490 225   |
| 24031920 | Manufactured tobacco for the manufacture of cigarettes,other than water pipe tobacco and Ang Hoon                        | 255 253           | 3 666 423   | 1 705 034               | 28 465 953  |
| 24031991 | Ang Hoon, packed not for retail sale   | 30                | 8 821       | 30                      | 64 660      |
| 24031999 | Smoking tobacco,w.o.n containing tobacco substitutes,packed not for retail sale,other than Ang Hoon & water pipe tobacco | 103 955           | 1 204 453   | 1 643 332               | 19 599 286  |
| 24039190 | Homogenised" or reconstituted tobacco, packed not for retail sale  | 52 051            | 469 521     | 835 702                 | 7 392 804   |
| 24039910 | Tobacco extracts and essences  | 60                | 14 659      | 2 004                   | 132 168     |
| 24039940 | Snuff, whether or not dry  | 1                 | 1           | 133                     | 186         |
| 24039950 | Chewing and sucking tobacco  | 200               | 7 737       | 300                     | 50 614      |
| 24039990 | Manufactured tobacco and manufactured tobacco substitutes, other than HS 2403.11.00 - 2403.99.50                         | 136 426           | 1 668 793   | 967 886                 | 14 664 735  |
| 25010010 | Table salt   | 41 948            | 170 135     | 129 137                 | 205 343     |
| 25010020 | Unprocessed rock salt  | -                 | 239 875     | -                       | 10 677      |
| 25010050 | Sea water  | 400               | 5 525       | 408                     | 2 713       |
| 25010092 | Salt with NaCl content >=97% but <99.9%,calculated on dry basis,o.t table salt&unprocessed rock salt                     | -                 | 176         | -                       | 74          |
| 25010099 | Salt&pure NaCl,w.o.n in aqueous solution/containing added anti-caking/free-flowing agent,o.t HS 2501.00.10-2501.00.92    | 267               | 2 352       | 1 961                   | 6 136       |
| 25030000 | Sulphur of all kinds, other than sublimed sulphur, precipitated sulphur and colloidal sulphur                            | -                 | 4 992       | -                       | 1 498       |
| 25041000 | Natural graphite, in powder or in flakes   | 1 258             | 1 322       | 3 337                   | 3 374       |
| 25061000 | Quartz   | 142 460 000       | 412 996 000 | 2 421 820               | 6 479 860   |
| 25062000 | Quartzite  | -                 | 72 000      | -                       | 36 000      |
| 25070000 | Kaolin and other kaolinic clays, whether or not calcined   | 9 016 905         | 74 812 391  | 598 986                 | 5 951 518   |
| 25090000 | Chalk  | -                 | 39 482      | -                       | 9 137       |
| 25131000 | Pumice stone   | 11 169 159        | 87 427 545  | 720 319                 | 6 316 497   |

Tabel 3 : Ekspor Indonesia menurut Komoditi ( Kode HS 8 digit )

|          |  | Oktober 2020      |               |                         |             |
|----------|--|-------------------|---------------|-------------------------|-------------|
| Kode H S | Uraian golongan barang   | Berat bersih (Kg) |               | Nilai F.O.B. ( U S \$ ) |             |
|          |  | Bulan ini         | Kumulatif     | Bulan ini               | Kumulatif   |
| (1)      | (2)  | (3)               | (4)           | (5)                     | (6)         |
| 25132000 | Emery, natural corundum, natural garnet and other natural abrasives  | 240 000           | 781 838       | 7 064                   | 31 258      |
| 25140000 | Slate, whether or not roughly trimmed or merely cut, by sawing or otherwise, into blocks or slabs of a rectangular shape | 25 000            | 1 050 498     | 2 968                   | 124 434     |
| 25151210 | Marble & travertine,Merely cut,by sawing/otherwise,into blocks a rectangular (including square)                          | 1 020 250         | 14 576 705    | 148 874                 | 1 965 847   |
| 25151220 | Marble & travertine,Merely cut,by sawing/otherwise,into slabs a rectangular (including square)                           | 9 045             | 105 142       | 4 600                   | 55 707      |
| 25152000 | Ecaussine and other calcareous monumental or building stone, alabaster   | 26 122            | 120 548       | 5 781                   | 20 667      |
| 25162010 | Sandstone, crude or roughly trimmed  | 133               | 6 160         | 73                      | 4 479       |
| 25162020 | Sandstone, merely cut, by sawing or otherwise, into blocks or slabs of a rectangular (including square) shape            | -                 | 24 010        | -                       | 14 206      |
| 25169000 | Porphyry, basalt and other monumental or building stone, other than HS 2516.11.00-2516.20.20                             | 48 241            | 306 720       | 7 532                   | 69 583      |
| 25171000 | Pebbles,gravel,broken/crushed stone,used for concrete aggregates,for road metalling/railway/other ballast, shingle&flint | 829 083 290       | 4 792 996 616 | 4 824 496               | 27 329 887  |
| 25174100 | Granules, chippings and powder, of stones of heading 2515 or 2516, whether or not heat-treated, of marble                | 4 501             | 32 530        | 854                     | 9 884       |
| 25174900 | Granules, chippings and powder, of stones of heading 2515 or 2516, whether or not heat-treated, other than marble        | 962 311           | 10 666 702    | 118 181                 | 1 202 436   |
| 25181000 | Dolomite,not calcined/sintered,incl roughly trimmed/merely cut,by sawing/otherwise,into blocks/slabs of a rect. shape    | -                 | 110 681       | -                       | 14 602      |
| 25183000 | Dolomite ramming mix   | -                 | 440 000       | -                       | 36 520      |
| 25191000 | Natural magnesium carbonate (magnesite)  | -                 | 8 600         | -                       | 13 339      |
| 25199090 | Magnesium oxide, other than fused magnesia, dead-burned (sintered) magnesia  | -                 | 860           | -                       | 1 062       |
| 25201000 | Gypsum, anhydrite  | -                 | 2 060 120     | -                       | 41 021      |
| 25202010 | Plasters of a kind suitable for use in dentistry   | -                 | 4 500         | -                       | 945         |
| 25202090 | Plasters, not of a kind suitable for use in dentistry  | 196 521           | 1 679 906     | 18 985                  | 221 438     |
| 25210000 | Limestone flux, limestone and other calcareous stone, of a kind used for the manufacture of lime or cement               | -                 | 49 000        | -                       | 1 308       |
| 25221000 | Quicklime  | -                 | 2 460 000     | -                       | 196 800     |
| 25222000 | Slaked lime  | -                 | 7 160 000     | -                       | 662 620     |
| 25223000 | Hydraulic lime   | -                 | 1 500         | -                       | 15 910      |
| 25231010 | Cement clinkers, of a kind used in the manufacture of white cement   | 82 970 000        | 1 411 470 251 | 2 610 247               | 46 227 807  |
| 25231090 | Cement clinkers, not of a kind used in the manufacture of white cement   | 697 591 950       | 5 136 560 144 | 21 374 908              | 153 653 283 |
| 25232100 | Portland cement, white cement, whether or not artificially coloured  | 3 310 660         | 26 746 907    | 368 146                 | 2 972 422   |
| 25232910 | Portland cement, coloured cement   | 65 251 003        | 246 354 290   | 3 177 656               | 11 660 495  |
| 25232990 | Portland cement, other than white cement and coloured cement   | 84 911 975        | 1 117 996 061 | 4 234 420               | 45 198 765  |
| 25233000 | Aluminous cement   | -                 | 252 520       | -                       | 15 896      |
| 25239000 | Slag cement, supersulphate cement and similar hydraulic cements, whether or not coloured or in the form of clinkers      | 2 517 168         | 177 803 091   | 181 702                 | 8 618 389   |
| 25262010 | Natural steatite, talc powder  | 1 996             | 106 556       | 3 992                   | 116 450     |
| 25280000 | Natural borates&concentrate,not incl borates separated from Natural brine,natural boric acid contain <=85% of H3BO3      | -                 | 20 000        | -                       | 13 702      |
| 25291090 | Feldspar, other than potash and soda feldspar  | -                 | 500           | -                       | 10 480      |
| 25293000 | Leucite,nepheline & nepheline syenite  | -                 | 3 000         | -                       | 2 830       |
| 25301000 | Vermiculite, perlite & chlorites, unexpanded   | -                 | 45 465        | -                       | 9 686       |
| 25309010 | Micronized zircon s& (zirconium silicate) of a kind used as an opacifier   | 198 000           | 2 534 400     | 291 683                 | 3 835 371   |
| 25309090 | Mineral substances other than HS 2530.10.00-2530.90.10   | 280 499           | 33 349 107    | 64 696                  | 2 334 918   |
| 26011110 | Iron ores & concentrates, other than roasted iron pyrites, non-agglomerated, haematite & concentrates                    | -                 | 19 204        | -                       | 796 964     |
| 26011190 | Iron ores & concentrates, other than roasted iron pyrites, non-agglomerated, non haematite & concentrates                | 237 854 302       | 2 244 239 760 | 3 561 077               | 36 343 322  |

Tabel 3 : Ekspor Indonesia menurut Komoditi ( Kode HS 8 digit )

|          |  | Oktober 2020      |                 |                         |               |
|----------|--|-------------------|-----------------|-------------------------|---------------|
| Kode H S | Uraian golongan barang   | Berat bersih (Kg) |                 | Nilai F.O.B. ( U S \$ ) |               |
|          |  | Bulan ini         | Kumulatif       | Bulan ini               | Kumulatif     |
| (1)      | (2)  | (3)               | (4)             | (5)                     | (6)           |
| 26011290 | Iron ores & concentrates, other than roasted iron pyrites, agglomerated, non haematite & concentrates                    | 55 450 000        | 676 915 985     | 3 327 000               | 40 406 237    |
| 26020000 | Manganese ores&concentrates, incl ferruginous manganese ores & concentrates, manganese content >= 20% on dry weight      | 82 500            | 2 420 000       | 34 968                  | 1 304 248     |
| 26030000 | Copper ores & concentrates   | 171 001 941       | 813 659 845     | 334 743 201             | 1 438 177 502 |
| 26040000 | Nickel ores & concentrates   | 1 405             | 1 405           | 117                     | 117           |
| 26060000 | Aluminium ores & concentrates  | 1 275 088 832     | 16 982 024 545  | 37 468 439              | 484 976 930   |
| 26070000 | Lead ores & concentrates   | -                 | 7 494 190       | -                       | 12 963 811    |
| 26080000 | Zinc ores & concentrates   | -                 | 24 495 640      | -                       | 12 748 691    |
| 26151000 | Zirconium ores & concentrates  | 4 646 000         | 55 406 730      | 6 045 472               | 72 432 762    |
| 26169000 | Precious metal ores and concentrates, other than silver ores   | -                 | 1 922           | -                       | 4 590         |
| 26180000 | Granulated slag (slag sand) from the manufacture of iron or steel  | 30 260 000        | 127 510 011     | 1 205 861               | 5 915 636     |
| 26190000 | Slag, dross (other than granulated slag), scalings & other waste from the manufacture of iron or steel                   | -                 | 77 944 207      | -                       | 2 409 343     |
| 26201100 | Slag, ash & residues containing mainly zinc, hard zinc spelter   | -                 | 71 261          | -                       | 135 591       |
| 26201900 | Slag, ash & residues containing mainly zinc, other than hard zinc spelter  | 3 162 401         | 28 813 786      | 2 517 243               | 19 398 659    |
| 26204000 | Slag, ash & residues containing mainly aluminium   | -                 | 200 243         | -                       | 21 824        |
| 26209990 | Slag, ash & residues other than 2620.11.00-2620.99.10  | -                 | 24 000 000      | -                       | 576 000       |
| 26219000 | Slag and ash n.e.c. in chapter 26, including seaweed ash (kelp), other than from the incineration of municipal waste     | 80 000            | 966 410         | 17 850                  | 208 969       |
| 27011100 | Anthracite coal, whether or not pulverised, but not agglomerated   | 310 682 000       | 1 742 971 194   | 16 623 155              | 101 692 214   |
| 27011210 | Bituminous coal, coking coal, whether or not pulverised, but not agglomerated  | 2 509 039 159     | 24 200 590 123  | 118 381 419             | 1 374 324 558 |
| 27011290 | Bituminous coal, whether or not pulverised, but not agglomerated, other than coking coal                                 | 2 399 153 276     | 31 434 927 846  | 120 326 247             | 1 744 484 741 |
| 27011900 | Coal, whether or not pulverised, but not agglomerated, other than anthracite and bituminous                              | 23 364 854 592    | 221 065 070 081 | 821 713 790             | 8 734 275 918 |
| 27021000 | Lignite, whether or not pulverised, but not agglomerated   | 3 522 899 811     | 50 765 178 235  | 84 707 983              | 1 504 321 939 |
| 27022000 | Agglomerated lignite   | -                 | 105 750 000     | -                       | 3 586 109     |
| 27040010 | Coke & semicoke of coal  | 65 176 570        | 287 297 066     | 9 636 157               | 55 108 393    |
| 27050000 | Coal gas, water gas, producer gas & similar gases, other than petroleum gases & other gaseous hydrocarbons.              | -                 | 61              | -                       | 180           |
| 27060000 | Tar distilled from coal/ lignite/peat/other mineral tars,w.o.n dehydrated/partially distilled,incl reconstituted tars    | 6 748 982         | 15 836 841      | 1 154 751               | 2 703 410     |
| 27071000 | Benzol (benzene)   | -                 | 11 781 409      | -                       | 3 225 064     |
| 27074000 | Naphthalene  | 81 330            | 1 357 280       | 35 678                  | 524 665       |
| 27075000 | Aromatic hydrocarbon mix of vol?65%(incl losses) distils at 250°C by ISO 3405 method,o.t benzol,toluol,xylol,naphthalene | -                 | 45 550 518      | -                       | 21 602 796    |
| 27079910 | Carbon black feedstock   | -                 | 3 000 000       | -                       | 660 000       |
| 27079990 | Oils and other products of the distillation of high temperature coal tar other than creosote oils&carbon black feedstock | 162 610 363       | 1 180 592 973   | 61 066 331              | 485 059 703   |
| 27090010 | Crude petroleum oils   | 323 432 506       | 2 359 744 807   | 96 946 486              | 765 646 580   |
| 27090090 | Oils obtained from bituminous minerals other than crude petroleum oils dan condensates                                   | 35                | 41              | 632                     | 654           |
| 27101221 | Motor spirit, unleaded, of RON 97 & above, unblended   | -                 | 723             | -                       | 4 193         |
| 27101226 | Motor spirit, unleaded, of RON 90 & above but below RON 97, blended other than ethanol                                   | -                 | 34 392 196      | -                       | 12 685 351    |
| 27101229 | Motor spirit, unleaded, of below RON 90, blended other than ethanol  | -                 | 247 440 986     | -                       | 87 644 621    |
| 27101260 | Low aromatic solvents containing by weight less than 1 % aromatic content  | -                 | 40              | -                       | 6             |
| 27101292 | Petroleum spirit, having a flashpoint of less than 23 °C   | 45                | 988             | 25                      | 552           |
| 27101299 | Petroleum spirit, having a flashpoint of more than 23 °C   | -                 | 1 765           | -                       | 927           |
| 27101930 | Carbon black feedstock   | 14 083            | 64 930          | 25 509                  | 124 475       |
| 27101941 | Lubricating oil feedstock  | 36 004 514        | 265 447 476     | 25 052 014              | 169 070 631   |
| 27101942 | Lubricating oils for aircraft engines  | 15                | 93              | 89                      | 741           |
| 27101943 | Lubricating oils other than feedstock and for aircraft engines   | 13 529 942        | 69 913 658      | 10 123 133              | 54 951 064    |
| 27101944 | Lubricating greases  | 3 947             | 42 668          | 23 250                  | 73 801        |
| 27101950 | Hydraulic brake fluid  | 379               | 24 939          | 382                     | 162 383       |

Tabel 3 : Ekspor Indonesia menurut Komoditi ( Kode HS 8 digit )

|          |  | Oktober 2020      |                |                         |               |
|----------|--|-------------------|----------------|-------------------------|---------------|
| Kode H S | Uraian golongan barang   | Berat bersih (Kg) |                | Nilai F.O.B. ( U S \$ ) |               |
|          |  | Bulan ini         | Kumulatif      | Bulan ini               | Kumulatif     |
| (1)      | (2)  | (3)               | (4)            | (5)                     | (6)           |
| 27101960 | Transformer and circuit breakers oils  | 1                 | 222 137        | 1                       | 107 197       |
| 27101971 | Automotive diesel fuel   | 26 047 234        | 226 226 225    | 8 367 055               | 46 958 082    |
| 27101979 | Fuel oils  | 33 118 749        | 284 057 020    | 9 260 962               | 100 787 511   |
| 27101981 | Aviation turbine fuel (jet fuel) having a flash point of 23 °C or more   | 26 480 590        | 368 680 791    | 8 310 452               | 95 047 959    |
| 27101989 | Medium oils and preparations, nec in heading 2710.12-2710.19   | -                 | 17 970         | -                       | 19 264        |
| 27101990 | Petroleum oils, by weight?70%of petroleum oils of bituminous minerals (o.t crude)&preparations nes/incl, nec 2710.12-19  | 28 414 007        | 176 785 911    | 8 504 365               | 54 778 984    |
| 27102000 | Petroleum oils&oils obtained from bituminous minerals(oth crude), contain biodiesel, other than waste oils               | 7                 | 574            | 32                      | 654           |
| 27109900 | Waste oils,contain oth polychlorinated biphenyls, polychlorinated terphenyls (PCTs)/polybrominated biphenyls (PBBs)      | 39 063            | 937 979        | 36 698                  | 584 989       |
| 27111100 | Liquefied,natural gas  | 893 770 081       | 10 094 917 293 | 247 691 203             | 2 988 942 515 |
| 27111900 | Petroleum gases&oth gaseous hydrocarbons,liquefied,oth natural gas,propane,butanes,ethylene,propylene,butylene,butadiene | 19 800            | 290 820        | 11 981                  | 179 917       |
| 27112190 | In gaseous state,natural gas, other than of a kind used as a motor fuel  | 496 620 759       | 5 189 679 808  | 155 049 948             | 1 496 481 294 |
| 27112900 | Petroleum gases and other gaseous hydrocarbons, in gaseous state, other than natural gas                                 | -                 | 6              | -                       | 4             |
| 27121000 | Petroleum jelly  | 3 500             | 258 980        | 4 900                   | 329 133       |
| 27122000 | Paraffin wax containing by weight less than 0.75 % of oil  | -                 | 2 000          | -                       | 2 968         |
| 27129010 | Paraffin wax containing by weight more than 0.75 % of oil  | 213 380           | 1 786 974      | 172 970                 | 1 370 103     |
| 27129090 | Microcrystalline petroleum wax, slack wax, ozokerite, lignite wax, peat wax, other mineral waxes                         | 757 465           | 12 791 074     | 489 199                 | 8 351 736     |
| 27131100 | Petroleum coke,not calcined  | 39 513 167        | 339 709 592    | 8 164 120               | 45 178 755    |
| 27131200 | Petroleum coke ,calcined   | 200 005           | 36 063 916     | 55 252                  | 10 051 964    |
| 27132000 | Petroleum bitumen  | 3 094 626         | 4 199 645      | 968 740                 | 1 430 233     |
| 27139000 | Residues of petroleum oils or of oils obtained from bituminous minerals, other than petroleum coke and petroleum bitumen | 133 014 406       | 2 193 058 127  | 34 120 510              | 587 000 101   |
| 27141000 | Bituminous or oil shale & tar sands  | 18 620            | 141 720        | 5 880                   | 55 417        |
| 27149000 | Bitumen & asphalt, natural, asphaltites & asphaltic rocks  | 52 129 000        | 117 368 477    | 1 537 806               | 4 293 573     |
| 27150090 | Bituminous mixtures other than polyurethane tar coatings   | -                 | 46 445         | -                       | 39 576        |
| 28011000 | Chlorine   | -                 | 3 375          | -                       | 3 152         |
| 28012000 | Iodine   | -                 | 20 500         | -                       | 665 252       |
| 28020000 | Sulphur, sublimed or precipitated, colloidal sulphur   | 3 299 515         | 6 718 219      | 169 100                 | 312 764       |
| 28030020 | Acetylene black  | -                 | 9 060          | -                       | 16 230        |
| 28030041 | Carbon blacks of a kind used for rubber processing, other than acetylene black   | 1 214 423         | 13 525 679     | 999 784                 | 10 933 156    |
| 28030049 | Carbon blacks not of a kind used for rubber processing, other than acetylene black                                       | 70                | 797            | 2 634                   | 2 939         |
| 28030090 | Carbon (carbon blacks & other forms of carbon), other than acetylene black and carbon blacks                             | 75 012            | 745 078        | 18 910                  | 245 160       |
| 28041000 | Hydrogen   | 7 080             | 9 120          | 1 107                   | 1 270         |
| 28042100 | Rare gases, argon  | 917 960           | 3 752 440      | 212 565                 | 1 004 483     |
| 28042900 | Rare gases other than argon  | 972               | 53 275         | 71 755                  | 1 069 746     |
| 28043000 | Nitrogen   | 56 540            | 267 053        | 10 216                  | 56 156        |
| 28044000 | Oxygen   | 28 950            | 179 430        | 2 132                   | 14 478        |
| 28046100 | Silicon containing by weight not less than 99.99 % of silicon  | 4                 | 70             | 60                      | 1 100         |
| 28046900 | Silicon containing by weight less than 99.99 % of silicon  | 96 025            | 142 025        | 153 445                 | 224 111       |
| 28051100 | Alkali or alkalineearth metals, sodium   | -                 | 1 706          | -                       | 215           |
| 28051200 | Alkali or alkalineearth metals, calcium  | 1                 | 1              | 47                      | 47            |
| 28051900 | Alkali or alkaline-earth metals, other than sodium and calcium   | 2                 | 1 155          | 935                     | 14 566        |
| 28054000 | Mercury  | -                 | 85 300         | -                       | 342           |
| 28070000 | Sulphuric acid, oleum  | -                 | 31 119 682     | -                       | 240 245       |
| 28080000 | Nitric acid, sulphonitric acids  | 7                 | 507            | 81                      | 322           |
| 28092032 | Phosphoric acid, food grade  | -                 | 69 700         | -                       | 61 197        |
| 28100000 | Oxides of boron,boric acids  | 10 001            | 11 102         | 16 268                  | 18 815        |
| 28111100 | Hydrogen fluoride (hydrofluoric acid)  | 800               | 2 400          | 296                     | 968           |
| 28111920 | Aminosulphonic acid (sulphamic acid)   | 1 085 626         | 13 661 534     | 637 308                 | 8 062 257     |

Tabel 3 : Ekspor Indonesia menurut Komoditi ( Kode HS 8 digit )

|          |  | Oktober 2020      |               |                         |             |
|----------|--|-------------------|---------------|-------------------------|-------------|
| Kode H S | Uraian golongan barang   | Berat bersih (Kg) |               | Nilai F.O.B. ( U S \$ ) |             |
|          |  | Bulan ini         | Kumulatif     | Bulan ini               | Kumulatif   |
| (1)      | (2)  | (3)               | (4)           | (5)                     | (6)         |
| 28111990 | Other inorganic acids, other than hydrofluoric, hydrocyanic, arsenic, aminosulphonic acid (sulphamic acid)                   | -                 | 51            | -                       | 53          |
| 28112100 | Carbon dioxide   | 3 600             | 106 028       | 817                     | 22 175      |
| 28112210 | Silicon dioxide, in powder form  | 989 257           | 5 461 120     | 1 617 704               | 9 808 971   |
| 28112290 | Silicon dioxide, other than powder form  | 668 603           | 7 418 258     | 1 003 961               | 10 338 887  |
| 28129000 | Halides and halide oxides of non-metals other than chloride & chloride oxides  | -                 | 4 500         | -                       | 36 000      |
| 28131000 | Carbon disulphide  | 200 660           | 3 127 510     | 85 281                  | 1 292 909   |
| 28141000 | Anhydrous ammonia  | 152 758 117       | 1 284 707 233 | 38 992 892              | 302 221 378 |
| 28142000 | Ammonia in aqueous solution  | -                 | 99 900        | -                       | 50 222      |
| 28151100 | Sodium hydroxide (caustic soda), Solid   | 214 000           | 2 658 500     | 72 540                  | 1 092 882   |
| 28151200 | Sodium hydroxide (caustic soda), In aqueous solution (soda lye or liquid soda)   | 50 677 808        | 206 916 183   | 4 316 901               | 26 361 625  |
| 28152000 | Potassium hydroxide (caustic potash)   | -                 | 2 919         | -                       | 4 429       |
| 28153000 | Peroxides of sodium or potassium   | -                 | 750           | -                       | 90          |
| 28161000 | Hydroxide & peroxide of magnesium  | -                 | 131           | -                       | 632         |
| 28170010 | Zinc oxide   | 1 090 700         | 7 396 990     | 2 659 846               | 16 903 489  |
| 28181000 | Artificial corundum, whether or not chemically defined   | -                 | 41 265        | -                       | 27 341      |
| 28182000 | Aluminium oxide, other than artificial corundum  | 110 624 239       | 777 051 711   | 31 644 319              | 220 873 255 |
| 28183000 | Aluminium hydroxide  | 6 203 027         | 42 879 847    | 1 261 486               | 10 024 946  |
| 28191000 | Chromium trioxide  | -                 | 0             | -                       | 1           |
| 28209000 | Manganese oxides, other than manganese dioxide   | 25 000            | 305 000       | 18 670                  | 218 698     |
| 28211000 | Iron oxides & hydroxides   | 41                | 2 326 047     | 209                     | 516 490     |
| 28220000 | Cobalt oxides & hydroxides, commercial cobalt oxides   | -                 | 25            | -                       | 633         |
| 28230000 | Titanium oxides  | -                 | 2 079 000     | -                       | 1 707 750   |
| 28254000 | Nickel oxides & hydroxides   | -                 | 1 850         | -                       | 21 645      |
| 28255000 | Copper oxides & hydroxides   | 14 570            | 114 919       | 14 445                  | 116 217     |
| 28256000 | Germanium oxides & zirconium dioxide   | -                 | 2             | -                       | 133         |
| 28259000 | Inorganic bases, metal oxides, hydroxides and peroxides, other than HS 2825.10-2825.80                                       | 600 000           | 14 303 834    | 49 218                  | 1 604 055   |
| 28261200 | Fluorides of aluminium   | 36 000            | 1 509 528     | 39 960                  | 1 757 308   |
| 28261900 | Fluorides, other than of aluminium   | 860               | 7 540         | 1 108                   | 9 358       |
| 28271000 | Ammonium chloride  | 2 796             | 21 536        | 7 495                   | 54 231      |
| 28272010 | Calcium chloride, containing 73 % - 80 % by weight   | -                 | 561           | -                       | 5 081       |
| 28272090 | Calcium chloride, containing < 73 % and > 80 % by weight   | 94 831            | 925 095       | 243 943                 | 2 215 984   |
| 28273100 | Chlorides other than ammonium chloride and calcium chloride, of magnesium  | 1 800             | 4 250         | 1 002                   | 3 483       |
| 28273200 | Chlorides other than ammonium chloride and calcium chloride, of aluminium  | 536 401           | 3 417 212     | 254 385                 | 1 630 456   |
| 28273920 | Chlorides other than ammonium chloride and calcium chloride, of iron   | 81                | 3 883         | 139                     | 17 666      |
| 28273930 | Chlorides other than ammonium chloride and calcium chloride, of zinc   | 200               | 200           | 56                      | 56          |
| 28273990 | Chlorides other than ammonium chloride and calcium chloride, of o.t magnesium, aluminium, nickel, barium, cobalt, iron, zinc | -                 | 0             | -                       | 0           |
| 28274100 | Chloride oxides & chloride hydroxides, of copper   | 9 600             | 48 096        | 56 000                  | 256 560     |
| 28274900 | Chloride oxides & chloride hydroxides, other than of copper  | 20 000            | 40 000        | 11 840                  | 23 770      |
| 28275100 | Bromides of sodium or of potassium   | 1 800             | 38 380        | 4 122                   | 67 831      |
| 28275900 | Bromides and bromide oxides, other than bromides of sodium or of potassium   | -                 | 26            | -                       | 21 116      |
| 28276000 | Iodides & iodide oxides  | -                 | 9             | -                       | 1 048       |
| 28289090 | Hypochlorites, chlorites, hypobromites   | 750               | 750           | 1 286                   | 1 286       |
| 28299010 | Sodium perchlorate   | -                 | 2             | -                       | 20          |
| 28299090 | Perchlorates other than sodium, bromates & perbromates, iodates & periodates   | 4 800             | 85 688        | 8 352                   | 67 333      |
| 28311000 | Dithionites & sulphyoxylates of sodium   | 100               | 771           | 860                     | 6 823       |
| 28321000 | Sodium sulphites   | 20 250            | 306 952       | 4 795                   | 100 361     |
| 28323000 | Thiosulphates  | -                 | 1 673         | -                       | 1 221       |
| 28331100 | Disodium sulphate  | 5 861 850         | 49 872 540    | 521 010                 | 3 700 231   |
| 28332100 | Sulphates of magnesium   | -                 | 0             | -                       | 4           |
| 28332210 | Sulphates of aluminium, commercial grade   | 60 000            | 810 146       | 10 935                  | 180 111     |
| 28332290 | Sulphates of aluminium, non commercial grade   | 2 007 000         | 27 846 122    | 343 121                 | 4 800 161   |



Tabel 3 : Ekspor Indonesia menurut Komoditi ( Kode HS 8 digit )

|          |  | Oktober 2020      |            |                         |            |
|----------|--|-------------------|------------|-------------------------|------------|
| Kode H S | Uraian golongan barang   | Berat bersih (Kg) |            | Nilai F.O.B. ( U S \$ ) |            |
|          |  | Bulan ini         | Kumulatif  | Bulan ini               | Kumulatif  |
| (1)      | (2)  | (3)               | (4)        | (5)                     | (6)        |
| 28332500 | Sulphates of copper  | -                 | 1          | -                       | 0          |
| 28332920 | Tribasic lead sulphate   | -                 | 3          | -                       | 15         |
| 28332990 | Sulphates other than HS 2833.21.00-2833.29.30  | -                 | 3          | -                       | 28         |
| 28333000 | Alums  | -                 | 1          | -                       | 1          |
| 28351000 | Phosphinates (hypophosphites) & phosphonates (phosphites)  | 3 836             | 3 836      | 32 452                  | 32 452     |
| 28352200 | Phosphates of mono- or disodium  | -                 | 4 000      | -                       | 8 293      |
| 28352400 | Phosphates of potassium  | 525               | 3 535      | 2 483                   | 17 386     |
| 28352590 | Calcium hydrogenorthophosphate (dicalciumphosphate), non feed grade  | 81 000            | 246 002    | 15 278                  | 45 840     |
| 28352600 | Phosphates of calcium other than calcium hydrogenorthophosphate  | 50                | 125        | 93                      | 234        |
| 28352910 | Phosphates of trisodium  | -                 | 2 100      | -                       | 21 798     |
| 28353100 | Sodium triphosphate (sodium tripolyphosphate)  | 540               | 437 390    | 734                     | 421 574    |
| 28353990 | Polyphosphates other than sodium triphosphate, tetrasodium pyrophosphate   | 25                | 3 525      | 66                      | 4 266      |
| 28362000 | Disodium carbonate   | 1 335 957         | 15 268 468 | 497 813                 | 6 293 469  |
| 28363000 | Sodium hydrogencarbonate (sodium bicarbonate)  | 1 000             | 31 343     | 1 670                   | 27 193     |
| 28365010 | Calcium carbonate, food or pharmaceutical grade  | 120 000           | 692 000    | 47 847                  | 281 754    |
| 28365090 | Calcium carbonate, non food or pharmaceutical grade  | 1 720 003         | 10 560 442 | 490 263                 | 3 083 253  |
| 28366000 | Barium carbonate   | -                 | 6 723      | -                       | 45 044     |
| 28369910 | Commercial ammonium carbonate  | 20 001            | 74 111     | 49 701                  | 173 379    |
| 28391100 | Sodium metasilicates   | -                 | 44 000     | -                       | 57 559     |
| 28391910 | Sodium silicates   | 2 595 800         | 23 222 271 | 650 584                 | 5 858 768  |
| 28391990 | Silicates other than sodium silicates  | -                 | 52         | -                       | 30         |
| 28399000 | Silicates; commercial alkali metal silicates, other than of sodium   | 70 230            | 322 633    | 41 265                  | 200 289    |
| 28401100 | Disodium tetraborate (refined borax), Anhydrous  | -                 | 1          | -                       | 200        |
| 28401900 | Disodium tetraborate (refined borax), other than Anhydrous   | -                 | 400        | -                       | 496        |
| 28402000 | Borates other than disodium tetraborate (refined borax)  | -                 | 20 050     | -                       | 13 931     |
| 28413000 | Sodium dichromate  | -                 | 10         | -                       | 982        |
| 28417000 | Molybdates   | -                 | 491        | -                       | 7 803      |
| 28421000 | Double/complex silicates,includ aluminosilicates whether or not chemical defined   | 41 881            | 247 145    | 2 579                   | 23 242     |
| 28429020 | Copper or chromium salts   | 450               | 450        | 340                     | 340        |
| 28429030 | Other fulminates, cyanates & thiocyanates  | 35 000            | 35 000     | 51 800                  | 51 800     |
| 28432900 | Silver compounds other than silver nitrates  | -                 | 31 600     | -                       | 56 495     |
| 28433000 | Gold compounds   | 110               | 992        | 5 318 805               | 42 437 512 |
| 28439000 | Compounds other than silver and gold; amalgams of precious metals  | -                 | 1 028      | -                       | 112 097    |
| 28443090 | Alloys,dispersions(incl cermets),ceramic prod&mixture contain uranium depleted in U235,thorium/compound of these product | 10                | 10         | 1                       | 1          |
| 28444010 | Radioactive elements & isotopes & compounds o.t those of subheading 2844.10, 2844.20 or 2844.30; radioactive residues    | 78                | 1 601      | 600                     | 11 607     |
| 28444090 | Alloys, dispersions (including cermets), ceramic products & mixtures containing these elements, isotopes or compounds    | 43                | 558        | 80                      | 11 513     |
| 28451000 | Heavy water (deuterium oxide)  | -                 | 7          | -                       | 72         |
| 28470010 | Hydrogen peroxide, whether or not solidified with urea, in liquid form   | 93 800            | 1 207 872  | 59 966                  | 685 063    |
| 28470090 | Hydrogen peroxide, whether or not solidified with urea, other than liquid form   | 670 035           | 12 026 388 | 307 288                 | 5 190 269  |
| 28491000 | Carbides of calcium, whether or not chemically defined   | 252 000           | 1 386 005  | 176 400                 | 970 207    |
| 28492000 | Carbides of silicon, whether or not chemically defined   | -                 | 245        | -                       | 6          |
| 28521090 | Inorganic or organic compounds of mercury,chemically defined,other than mercury compounds of a kind used as luminophores | -                 | 0          | -                       | 323        |
| 28539010 | Demineralized waters   | -                 | 533        | -                       | 146        |
| 28539090 | Phosphide,ex ferrophosphorus;oth inorgnic;liquid;compres;amalgam-air,oth amalgam precious metal,nec HS 28531000-28539090 | 375               | 28 679     | 201                     | 34 883     |
| 29012100 | Ethylene, unsaturated  | -                 | 5 500 696  | -                       | 4 148 030  |
| 29012300 | Butene (butylene) & isomers thereof, unsaturated   | 5 462 256         | 78 475 477 | 2 404 034               | 32 111 325 |

Tabel 3 : Ekspor Indonesia menurut Komoditi ( Kode HS 8 digit )

|          |  | Oktober 2020      |             |                         |             |
|----------|--|-------------------|-------------|-------------------------|-------------|
| Kode H S | Uraian golongan barang   | Berat bersih (Kg) |             | Nilai F.O.B. ( U S \$ ) |             |
|          |  | Bulan ini         | Kumulatif   | Bulan ini               | Kumulatif   |
| (1)      | (2)  | (3)               | (4)         | (5)                     | (6)         |
| 29012400 | Buta-1,3-diene & isoprene, unsaturated   | 1 522 086         | 13 578 319  | 1 126 308               | 7 658 232   |
| 29012910 | Acetylene, unsaturated   | 1 800             | 23 245      | 331                     | 6 525       |
| 29012990 | Acyclic hydrocarbons, unsaturated, other than HS 2901.21.00-2901.29.20   | -                 | 188         | -                       | 21 964      |
| 29021900 | Cyclanes, cyclenes & cycloterpenes, other than cyclohexane   | 60 000            | 133 289     | 167 867                 | 361 749     |
| 29022000 | Benzene  | -                 | 25 004 598  | -                       | 9 796 256   |
| 29023000 | Toluene  | -                 | 11 256 384  | -                       | 3 880 117   |
| 29024300 | p-Xylene   | 10 114 463        | 30 553 562  | 5 000 489               | 15 096 146  |
| 29024400 | Mixed xylene isomers   | 570               | 16 037      | 1 744                   | 50 748      |
| 29025000 | Styrene  | 250 060           | 33 982 072  | 184 582                 | 26 689 185  |
| 29029090 | Cyclic hydrocarbons, other than HS 2902.11.00-2902.90.20   | 29 440            | 447 042     | 119 859                 | 1 563 208   |
| 29031110 | Chloromethane (methyl chloride)  | -                 | 551         | -                       | 1 165       |
| 29031190 | chloroethane (ethyl chloride)  | -                 | 550         | -                       | 340         |
| 29031500 | Ethylene dichloride (ISO) (1,2-dichloroethane)   | 19 995 376        | 232 940 671 | 5 343 050               | 50 822 945  |
| 29031990 | Saturated chlorinated derivatives of acyclic hydrocarbons, other than HS 2903.11.10-2903.19.20                           | -                 | 270         | -                       | 175         |
| 29032100 | Vinyl chloride (chloroethylene)  | 15 209 363        | 160 167 491 | 11 863 591              | 92 978 945  |
| 29032900 | Unsaturated chlorinated derivatives of acyclic hydrocarbons, other than HS 2903.21.00-2903.23.00                         | -                 | 21          | -                       | 7 005       |
| 29033990 | Fluorinated, brominated or iodinated derivatives of acyclic hydrocarbons, other than hs 2903.31.00-2903.39.10            | -                 | 787         | -                       | 2 206       |
| 29037500 | Dichloropentafluoropropanes  | -                 | 1 362       | -                       | 29 964      |
| 29041000 | Derivatives containing only sulpho groups, their salts & ethyl esters  | -                 | 6 251       | -                       | 17 801      |
| 29051100 | Methanol (methyl alcohol)  | 26 199 322        | 240 070 008 | 5 326 470               | 37 307 233  |
| 29051200 | Propan-1-ol (propyl alcohol) & propan-2-ol (isopropyl alcohol)   | 1                 | 49 334      | 184                     | 179 987     |
| 29051300 | Butan-1-ol (n-butyl alcohol)   | 0                 | 2           | 64                      | 887         |
| 29051400 | Butanols, other than Butan-1-ol  | 752 282           | 11 792 612  | 404 349                 | 6 911 420   |
| 29051600 | Octanol (octyl alcohol) & isomers thereof  | 7 210 827         | 98 713 489  | 6 914 047               | 89 734 766  |
| 29051700 | Dodecan-1-ol (lauryl alcohol), hexadecan-1-ol (cetyl alcohol) & octadecan-1-ol (stearyl alcohol)                         | 4 091 440         | 44 167 085  | 4 769 805               | 51 236 017  |
| 29051900 | Saturated monohydric alcohols, other than 2905.11-2905.17  | 1 346 302         | 11 556 640  | 2 592 904               | 22 174 785  |
| 29052200 | Acyclic terpene alcohols   | -                 | 1 836       | -                       | 28 651      |
| 29052900 | Unsaturated monohydric alcohols other than acyclic terpene alcohols  | 17 580            | 47 905      | 54 613                  | 179 483     |
| 29053100 | Ethylene glycol (ethanediol)   | 457 010           | 28 616 242  | 239 582                 | 13 141 700  |
| 29053200 | Propylene glycol (propane1,2diol)  | 22 701            | 109 053     | 3 779                   | 37 784      |
| 29053900 | Diols other than ethylene glycol (ethanediol) & propylene glycol (propane 1, 2 diol)                                     | -                 | 32 066      | -                       | 58 087      |
| 29054300 | Mannitol   | -                 | 6           | -                       | 1 056       |
| 29054400 | Dglucitol (sorbitol)   | 4 462 279         | 45 254 628  | 3 100 174               | 31 206 551  |
| 29054500 | Glycerol   | 51 639 589        | 488 560 008 | 23 930 172              | 240 920 615 |
| 29055900 | Halogenated, sulphonated, nitrated or nitrosated derivatives of acyclic alcohols, other than etchlorvynol (INN)          | -                 | 3 884       | -                       | 11 748      |
| 29061100 | Menthol  | 50                | 6 468       | 2 564                   | 224 464     |
| 29061300 | Sterols & inositols  | 15                | 16          | 101                     | 102         |
| 29061900 | Cyclanic,cyclenic/cycloterpenic,other than menthol,cyclohexanol,methylcyclohexanols&dimethylcyclohexanol,sterol&inositol | 1 662             | 5 014       | 87 706                  | 372 741     |
| 29062100 | Benzyl alcohol   | -                 | 400         | -                       | 988         |
| 29062900 | Cyclic alcohols&their halogenated, sulphonated, nitrated or nitrosated derivatives, aromatic, other than benzyl alcohol  | 3                 | 5 789       | 951                     | 28 819      |
| 29071100 | Phenol (hydroxybenzene) & its salts  | 13 165            | 237 987     | 164 121                 | 3 970 875   |
| 29071200 | Cresols & their salts  | -                 | 1           | -                       | 23          |
| 29071300 | Octylphenol, nonylphenol & their isomers , salts thereof   | 174 800           | 1 609 020   | 214 214                 | 2 033 569   |
| 29071900 | Monophenols, other than HS 2907.11.00-2907.15.00   | 400               | 4 675       | 2 400                   | 38 687      |
| 29072300 | 4,4Æ-Isopropylidenediphenol (bisphenol A, diphenylolpropane) & its salts   | 72 000            | 288 000     | 119 905                 | 488 656     |
| 29072990 | Polyphenols, other than HS 2907.21.00-2907.23.00   | -                 | 1 155       | -                       | 75 799      |
| 29089900 | Halogenated,sulphonated,nitrated/nitrosated derivatives of phenols/phenol-alcohols,other than HS 2908.11.00-2908.92.00   | 36 000            | 350 800     | 74 767                  | 644 346     |

Tabel 3 : Ekspor Indonesia menurut Komoditi ( Kode HS 8 digit )

|          |  | Oktober 2020      |             |                         |             |
|----------|--|-------------------|-------------|-------------------------|-------------|
| Kode H S | Uraian golongan barang   | Berat bersih (Kg) |             | Nilai F.O.B. ( U S \$ ) |             |
|          |  | Bulan ini         | Kumulatif   | Bulan ini               | Kumulatif   |
| (1)      | (2)  | (3)               | (4)         | (5)                     | (6)         |
| 29091900 | Acyclic ethers & their halogenated, sulphonated, nitrated or nitrosated derivatives, other than diethyl ether                    | 17 878 933        | 28 006 712  | 6 782 683               | 10 790 924  |
| 29093000 | Aromatic ethers & their halogenated, sulphonated, nitrated or nitrosated derivatives   | 47 602            | 402 828     | 475 303                 | 4 703 323   |
| 29094100 | 2,2'Oxydiethanol (diethylene glycol, digol)  | 57 000            | 384 090     | 29 735                  | 224 584     |
| 29094300 | Monobutyl ethers of ethylene glycol or of diethylene glycol  | 42 350            | 42 580      | 43 197                  | 44 345      |
| 29094400 | Monoalkylethers of ethylene glycol or of diethylene glycol other than monobutyl ethers   | -                 | 900         | -                       | 5 584       |
| 29094900 | Ether-alcohols & their halogenated, sulphonated, nitrated or nitrosated derivatives, other than HS 2909.41.00-2909.44.00         | 13 461            | 183 076     | 90 317                  | 423 743     |
| 29095000 | Ether-phenols, ether-alcohol-phenols & their halogenated, sulphonated, nitrated or nitrosated derivatives                        | 211 032           | 2 178 835   | 3 306 810               | 32 952 556  |
| 29096000 | Alcohol peroxides, ether peroxides, ketone peroxides & their halogenated, sulphonated, nitrated/nitrosated derivatives           | 217 503           | 2 180 620   | 556 405                 | 6 002 147   |
| 29103000 | 1-Chloro-2,3-epoxypropane (epichlorohydrin)  | -                 | 5           | -                       | 7           |
| 29109000 | Epoxide, epoxyalcohol, epoxyphenol&epoxyether, w/a 3member ring, & their halogenat, sulphonat, nitrat, nec subhead 291010-291050 | -                 | 5           | -                       | 5 550       |
| 29110000 | Acetals&hemiacetals, w.o.n with other oxygen function, & their halogenated, sulphonated, nitrated/nitrosated derivatives         | 129               | 317         | 5 213                   | 16 746      |
| 29121110 | Formalin   | 72 000            | 378 000     | 16 659                  | 107 897     |
| 29121190 | Methanal (formaldehyde), other than formalin   | -                 | 13          | -                       | 54          |
| 29121200 | Ethanal (acetaldehyde)   | -                 | 1           | -                       | 1           |
| 29121900 | Acyclic aldehydes without other oxygen function, other than methanal & ethanal (acetaldehyde)                                    | 10 456            | 536 789     | 45 036                  | 1 092 301   |
| 29122900 | Cyclic aldehydes without other oxygen function, other than benzaldehyde  | 60                | 1 508       | 359                     | 51 631      |
| 29124100 | Vanillin (4-hydroxy-3-methoxybenzaldehyde)   | 24 502            | 238 126     | 1 362 612               | 13 136 185  |
| 29124200 | Ethylvanillin (3-ethoxy-4-hydroxybenzaldehyde)   | -                 | 900         | -                       | 17 251      |
| 29124910 | Aldehyde-alcohols  | -                 | 12          | -                       | 1 018       |
| 29124990 | Aldehyde-alcohols, aldehyde-ethers, aldehyde-phenols & aldehydes with other oxygen function, o.t HS 2912.41.00-2912.49.10        | -                 | 102         | -                       | 4 022       |
| 29126000 | Paraformaldehyde   | 853 000           | 7 794 051   | 463 703                 | 4 381 410   |
| 29141300 | 4-Methylpentan-2-one (methyl isobutyl ketone)  | -                 | 57          | -                       | 79          |
| 29141900 | Acyclic ketones without other oxygen function, other than HS 2914.11-2914.13   | 1                 | 117         | 882                     | 10 759      |
| 29142200 | Cyclohexanone & methylcyclohexanones   | -                 | 34          | -                       | 327         |
| 29142300 | Ionones & methylionones  | 190               | 204         | 6 143                   | 6 582       |
| 29142910 | Camphor  | 507               | 49 697      | 1 592                   | 338 792     |
| 29142990 | Cyclanic, cyclenic or cycloterpenic ketones without other oxygen function, other than HS 2914.22.00-2914.29.10                   | 53                | 820         | 7 992                   | 84 242      |
| 29143900 | Aromatic ketones without other oxygen function, other than phenylacetone (phenylpropan-2-one)                                    | -                 | 2 967       | -                       | 968 685     |
| 29144000 | Ketone-alcohols & ketone-aldehydes   | -                 | 161         | -                       | 2 704       |
| 29145000 | Ketone-phenols & ketones with other oxygen function  | -                 | 41          | -                       | 7 371       |
| 29146200 | Coenzyme Q10 (ubidecarenone (INN))   | -                 | 20          | -                       | 4 040       |
| 29151200 | Salts of formic acid   | -                 | 33 950      | -                       | 87 441      |
| 29151300 | Esters of formic acid  | -                 | 9           | -                       | 833         |
| 29152100 | Acetic acid  | -                 | 9 443       | -                       | 9 600       |
| 29152910 | Sodium acetate, cobalt acetates  | -                 | 1 230       | -                       | 1 208       |
| 29153100 | Ethyl acetate  | -                 | 3 375       | -                       | 7 279       |
| 29153200 | Vinyl acetate  | 23                | 31 883      | 34                      | 31 465      |
| 29153300 | n-Butyl acetate  | 2 033 476         | 10 039 902  | 1 515 943               | 7 765 622   |
| 29153910 | Isobutyl acetate   | -                 | 0           | -                       | 279         |
| 29153920 | 2- Ethoxyethyl acetate   | 1                 | 1           | 1                       | 1           |
| 29153990 | Esters of acetic acid, other than Ethyl/Vinyl/n-Butyl /Dinoseb (ISO)/Isobutyl/2- Ethoxyethyl acetate                             | 4 431             | 8 305 124   | 105 645                 | 2 078 424   |
| 29155000 | Propionic acid, its salts & esters   | 9                 | 61          | 95                      | 1 422       |
| 29156000 | Butanoic acids, pentanoic acids, their salts & esters  | 1                 | 1 218       | 147                     | 20 265      |
| 29157010 | Palmitic acid, its salts & esters  | 12 626 085        | 122 526 520 | 10 783 715              | 100 531 672 |
| 29157020 | Stearic acid   | 380 376           | 8 445 744   | 396 284                 | 6 820 348   |

Tabel 3 : Ekspor Indonesia menurut Komoditi ( Kode HS 8 digit )

|          |  | Oktober 2020      |             |                         |             |
|----------|--|-------------------|-------------|-------------------------|-------------|
| Kode H S | Uraian golongan barang   | Berat bersih (Kg) |             | Nilai F.O.B. ( U S \$ ) |             |
|          |  | Bulan ini         | Kumulatif   | Bulan ini               | Kumulatif   |
| (1)      | (2)  | (3)               | (4)         | (5)                     | (6)         |
| 29157030 | Salts & esters of stearic acid   | 323 918           | 2 364 138   | 335 363                 | 2 268 344   |
| 29159010 | Acetyl chloride  | -                 | 72          | -                       | 1 159       |
| 29159020 | Lauric acid, myristic acid, their salts & esters   | 19 585 096        | 247 664 857 | 15 754 656              | 198 461 650 |
| 29159030 | Caprylic acid, its salts & esters  | 160 028           | 3 933 932   | 472 406                 | 8 330 841   |
| 29159040 | Capric acid, its salts & esters  | 299 613           | 5 259 255   | 545 722                 | 10 266 320  |
| 29159090 | Saturated acyclic monocarboxylic acids&their anhydrides,halides,peroxides&peroxyacids,oth HS 2915.11.00-2915.90.40       | 12 523 180        | 98 243 690  | 11 770 200              | 97 706 824  |
| 29161100 | Acrylic acid & its salts, unsaturated  | 5 164 355         | 27 002 580  | 4 032 970               | 20 228 555  |
| 29161200 | Esters of acrylic acid, unsaturated  | 2 324 280         | 18 244 485  | 2 649 579               | 20 793 520  |
| 29161410 | Methyl methacrylate, unsaturated   | 370 500           | 3 694 470   | 302 663                 | 2 918 640   |
| 29161490 | Esters of methacrylic acid, other than methyl methacrylate, unsaturated  | 1                 | 15 201      | 3                       | 12 571      |
| 29161500 | Oleic, linoleic or linolenic acids, their salts & esters, unsaturated  | 300 000           | 3 545 862   | 280 206                 | 3 737 731   |
| 29161900 | Unsaturated acyclic monocarboxylic acid,their anhydride,halide,peroxide/xyacid&their derivativ,oth 2916.11.00-2916.16.00 | 4                 | 188         | 636                     | 7 316       |
| 29162000 | Cyclanic,cyclenic/cycloterpenic monocarboxylic acids,their anhydrides,halides,peroxides,peroxyacids&their derivatives    | 479               | 679         | 45 249                  | 103 593     |
| 29163100 | Benzoic acid, its salts & esters   | 35                | 6 045       | 1 233                   | 16 350      |
| 29163200 | Benzoyl peroxide & benzoyl chloride  | 121 280           | 962 820     | 276 977                 | 2 308 669   |
| 29163910 | 2,4-Dichlorophenyl acetic acid & its salts & esters  | 0                 | 1           | 161                     | 332         |
| 29163920 | Esters of phenylacetic acid  | -                 | 48          | -                       | 26 136      |
| 29163990 | Aromatic monocarboxylic acid,their anhydrides,halides,peroxides,peroxyacids&their derivativ,oth HS 2916.31.00-2916.39.20 | 25                | 22 337      | 342                     | 268 285     |
| 29171290 | Adipic acid, its salts & esters, other than dioctyl adipate  | -                 | 4 010       | -                       | 17 927      |
| 29171400 | Maleic anhydride   | 392 100           | 5 305 360   | 421 109                 | 4 927 083   |
| 29171900 | Acyclic polycarboxylic acid,their anhydride,halide,peroxide,peroxyacid&their derivatives,oth HS 2917.13.00-2917.14.00    | 275               | 200 352     | 1 926                   | 393 306     |
| 29172000 | Cyclanic,cyclenic/cycloterpenic polycarboxylic acids,their anhydrides,halides,peroxides,peroxyacids&their derivatives    | -                 | 427         | -                       | 270         |
| 29173200 | Dioctyl orthophthalates  | -                 | 180 000     | -                       | 207 250     |
| 29173300 | Dinonyl or didecyl orthophthalates   | -                 | 2 400       | -                       | 8 160       |
| 29173490 | Esters of orthophthalic acid, other than dibutyl orthophthalates,dioctyl orthophthalates,dinonyl/didecyl orthophthalates | 4 935             | 4 935       | 34 200                  | 34 200      |
| 29173500 | Phthalic anhydride   | 750 000           | 13 084 000  | 482 323                 | 8 825 939   |
| 29173600 | Terephthalic acid & its salts  | 20 219 700        | 137 652 286 | 9 580 677               | 63 555 971  |
| 29173920 | Phthalic compounds of a kind used as plasticisers & esters of phthalic anhydride   | -                 | 53 330      | -                       | 86 805      |
| 29181100 | Lactic acid, its salts & esters  | 41 002            | 195 550     | 74 527                  | 357 344     |
| 29181200 | Tartaric acid  | -                 | 50          | -                       | 897         |
| 29181300 | Salts & esters of tartaric acid  | -                 | 6 447       | -                       | 8 791       |
| 29181400 | Citric acid  | 41                | 74 561      | 314                     | 60 622      |
| 29181510 | Calcium citrate  | -                 | 14          | -                       | 37          |
| 29181590 | Salts & esters of citric acid, other than calcium citrate  | 1 036             | 8 821       | 1 340                   | 18 857      |
| 29181600 | Gluconic acid, its salts & esters  | -                 | 180         | -                       | 2 355       |
| 29181900 | Carboxylic acid w/ alcohol funct but w/o oxygen funct,its anhydrid,halid,peroxid/xyacid&its derivativ,oth HS 2918.11-.18 | 51                | 274         | 398                     | 2 631       |
| 29182100 | Salicylic acid & its salts   | 75                | 75          | 248                     | 248         |
| 29182300 | Esters of salicylic acid & their salts   | 1                 | 9 551       | 1                       | 49 765      |
| 29182910 | Alkyl sulphonic ester of phenol  | -                 | 125         | -                       | 14 750      |
| 29182990 | CarboxylicAcid w/ phenol funct but w/o O2 funct,its anhydrid,halid,peroxid/xyacid&its derivativ,oth HS 2918.21.00-.29.10 | 5 200             | 12 826      | 70 757                  | 151 572     |
| 29183000 | Carboxylic Acid w/ aldehyde/ketone funct but w/o oxygen funct,its anhydrides,halides,peroxides/xyacids&its derivatives   | 2 400             | 2 400       | 12 672                  | 12 672      |

Tabel 3 : Ekspor Indonesia menurut Komoditi ( Kode HS 8 digit )

|          |   | Oktober 2020      |             |                         |             |
|----------|---|-------------------|-------------|-------------------------|-------------|
| Kode H S | Uraian golongan barang  | Berat bersih (Kg) |             | Nilai F.O.B. ( U S \$ ) |             |
|          |   | Bulan ini         | Kumulatif   | Bulan ini               | Kumulatif   |
| (1)      | (2)   | (3)               | (4)         | (5)                     | (6)         |
| 29189900 | CarboxylicAcid w/ aldehyde/ketone funct but w/o O2 funct,its anhydrid,halid,peroxid/xyacid&its derivativ,oth HS 2918.91   | 125               | 2 969       | 4 165                   | 16 695      |
| 29199000 | Phosphoric ester&their salt,incl lactophosphat,their halogenate,sulphonat,nitrate/nitrosat deriv,oth than tris phosphate  | -                 | 1 233       | -                       | 7 995       |
| 29201900 | Thiophosphoric ester&their salt,their halogenate,sulphonate,nitrate/nitrosate deriv,oth than Parathion&parathion-methyl   | -                 | 20          | -                       | 2           |
| 29209000 | Ester of inorganic acid of non-metal (excl of hydrogen halides)&its salts/halogenat/sulphonat/nitrat,oth HS 292010-.30    | 57 496            | 534 644     | 432 970                 | 3 962 940   |
| 29211100 | Methylamine, di- or trimethylamine & their salts  | 7 200             | 7 210       | 40 576                  | 41 446      |
| 29211900 | Acyclic monoamines & their derivatives, salts thereof, other than HS 2921.11.00 - 2921.14.00                              | -                 | 2           | -                       | 4           |
| 29212100 | Ethylenediamine & its salts   | -                 | 25          | -                       | 382         |
| 29212200 | Hexamethylenediamine & its salts  | -                 | 360         | -                       | 691         |
| 29212900 | Acyclic polyamines&their derivatives,salts thereof,Other than ethylenediamine&its salts,Hexamethylenediamine & its salts  | 3                 | 3 750       | 20 471                  | 29 487      |
| 29213000 | Cyclanic, cyclenic or cycloterpenic mono- or polyamines, & their derivatives, salts thereof                               | -                 | 10          | -                       | 4           |
| 29214200 | Aniline derivatives & their salts   | 25                | 240         | 51                      | 461         |
| 29215100 | o-, m-, p-Phenylenediamine, diaminotoluenes & their derivatives, salts thereof  | -                 | 0           | -                       | 3           |
| 29215900 | Aromatic polyamines & their derivatives; salts thereof, other than HS 2921.51.00  | 20                | 108         | 123                     | 743         |
| 29221100 | Monoethanolamine & its salts  | -                 | 29 040      | -                       | 70 034      |
| 29221200 | Diethanolamine & its salts  | 7 404             | 7 404       | 33 319                  | 33 319      |
| 29221700 | Methyl-diethanolamine & ethyl-diethanolamine  | -                 | 1           | -                       | 10          |
| 29221920 | D-2-Amino-n-butyl-alcohol   | 2 932             | 29 902      | 4 923                   | 58 227      |
| 29222100 | Aminohydroxynaphthalenesulphonic acids & their salts  | -                 | 1 000       | -                       | 1 278       |
| 29222900 | Amino-naphthol&other amino-phenol,oth contain >1 kind of O2 function,their ethers&ester; salts thereof, oth HS 2922.21.00 | -                 | 62          | -                       | 58 108      |
| 29224100 | Lysine & its esters; salts thereof  | 11 437 403        | 121 384 461 | 8 176 747               | 101 625 491 |
| 29224210 | Glutamic acid   | 475 000           | 11 380 075  | 808 925                 | 16 448 655  |
| 29224220 | Monosodium glutamate (MSG)  | 7 700 793         | 84 855 388  | 10 385 290              | 109 238 921 |
| 29224900 | Amino-acids, o.t those containing> one kind of oxygen function&their ester,salt thereof, o.t HS 2922.41.00-2922.44.00     | 3 375             | 10 863      | 28 771                  | 58 034      |
| 29225010 | p-Aminosalicylic acid & its salts, esters & other derivatives   | 1                 | 1           | 1                       | 1           |
| 29225090 | Amino-alcoh-phenol,amino-acid-phenol&oth amino-comp w oxyg funct,Ot than p-Aminosalicylic acid&its salt,esters&oth deriv  | 2 800             | 40 065      | 4 239                   | 268 013     |
| 29231000 | Choline & its salts   | -                 | 18 402      | -                       | 8 873       |
| 29232010 | Lecithins, whether or not chemically defined  | 48 000            | 48 038      | 100 272                 | 100 427     |
| 29232090 | Phosphoaminolipids  | -                 | 60 007      | -                       | 68 540      |
| 29239000 | Quaternary amonium salt&hydroxid,lecithin&oth phosphoaminolipid,whether/not chemicaly define,oth thn HS29233000-29234000  | 69 120            | 335 575     | 93 853                  | 473 687     |
| 29241210 | Fluoroacetamide (ISO) & phosphamidon (ISO)  | -                 | 101 250     | -                       | 113 861     |
| 29241990 | Acyclic amides (including acyclic carbamates) & their derivatives; salts thereof, other than HS 2924.11.10-2924.19.10     | 343 400           | 4 702 776   | 764 318                 | 7 283 187   |
| 29242190 | Ureines & their derivatives; salts thereof, o.t 4-Ethoxyphenylurea (dulcin), Diuron & monuron                             | -                 | 10 500      | -                       | 109 200     |
| 29242910 | Aspartame   | 1 672             | 1 672       | 14 334                  | 14 334      |
| 29242930 | Acetaminophen (paracetamol), salicylamide, ethoxybenzamide  | -                 | 5 985       | -                       | 27 390      |
| 29242990 | Cyclic amides (including cyclic carbamates) & their derivatives; salts thereof,other than HS 2924.29.10 - 2924.29.30      | 8 000             | 16 000      | 159 440                 | 319 680     |
| 29251100 | Saccharin & its salts   | -                 | 25 900      | -                       | 144 199     |
| 29251900 | Imides & their derivatives; salts thereof,Other than saccharin & its salts, glutethimide (INN)                            | -                 | 1           | -                       | 1           |

Tabel 3 : Ekspor Indonesia menurut Komoditi ( Kode HS 8 digit )

|          |  | Oktober 2020      |            |                         |            |
|----------|--|-------------------|------------|-------------------------|------------|
| Kode H S | Uraian golongan barang   | Berat bersih (Kg) |            | Nilai F.O.B. ( U S \$ ) |            |
|          |  | Bulan ini         | Kumulatif  | Bulan ini               | Kumulatif  |
| (1)      | (2)  | (3)               | (4)        | (5)                     | (6)        |
| 29252900 | Imines & their derivatives; salts thereof,Other than chlordimeform (ISO)   | 174 996           | 1 539 478  | 602 574                 | 6 868 913  |
| 29269000 | Nitrile-function compound, other than HS 2926.10.00 to 2926.40.00  | -                 | 1 224      | -                       | 24 920     |
| 29270010 | Azodicarbonamide   | 1 778 978         | 15 902 956 | 5 410 919               | 48 603 827 |
| 29270090 | Diazo-, azo- or azoxy-compounds other than Azodicarbonamide  | 14 700            | 49 725     | 37 099                  | 124 546    |
| 29280090 | Organic derivatives of hydrazine or of hydroxylamine other than Linuron  | 6 393             | 183 225    | 7 526                   | 282 066    |
| 29291010 | Isocyanates, Diphenylmethane diisocyanate (MDI)  | -                 | 1 140      | -                       | 11 910     |
| 29291020 | Isocyanates, Toluene diisocyanate  | -                 | 32 751     | -                       | 57 656     |
| 29291090 | Compounds Isocyanates with other nitrogen function other than Diphenylmethane diisocyanate (MDI) & Toluene diisocyanate  | 66 523            | 397 270    | 199 242                 | 1 662 369  |
| 29299010 | Sodium cyclamate   | 410 502           | 3 085 006  | 653 985                 | 5 395 191  |
| 29299090 | Compounds with other nitrogen function other than Isocyanates and Cyclamates   | 3                 | 39         | 6                       | 96         |
| 29302000 | Thiocarbamates & dithiocarbamates  | -                 | 700        | -                       | 3 724      |
| 29303000 | Thiuram mono, di or tetrasulphides   | -                 | 1 475      | -                       | 2 154      |
| 29304000 | Methionine   | 180               | 5 702      | 1 139                   | 15 282     |
| 29309010 | Dithiocarbonates   | -                 | 29         | -                       | 921        |
| 29309090 | Organo-sulphur compounds, other than HS 2930.20.00 to 2930.90.90   | 88 060            | 623 507    | 1 783 456               | 10 020 367 |
| 29313900 | Organo-phosphorous derivatives, other than HS 2931.31.00-2931.38.00  | 140               | 62 008     | 316                     | 142 995    |
| 29319030 | Ethephone  | -                 | 12 600     | -                       | 92 666     |
| 29319041 | Organoarsenic compounds, In liquid form  | -                 | 18 600     | -                       | 3 483      |
| 29319049 | Organoarsenic compounds, Other than In liquid form   | -                 | 1          | -                       | 60         |
| 29319090 | Organo-inorganic compounds other than HS 2931.10.10-2931.90.50   | 43 783            | 521 871    | 153 047                 | 1 797 527  |
| 29321200 | 2Furaldehyde (furfuraldehyde)  | -                 | 1          | -                       | 0          |
| 29321400 | Sucralose  | -                 | 88         | -                       | 1 642      |
| 29321900 | Compounds containing an unfused furan ring (whether or not hydrogenated) in the structure, o.T HS 2932.11.00-2932.14.00  | 12 503            | 37 802     | 22 264                  | 194 468    |
| 29322090 | Lactones, Other than Coumarin N(1,2Benzopyrone) methylcoumarins & ethylcoumarin  | 264               | 1 998      | 5 624                   | 83 928     |
| 29329910 | Carbofuran   | -                 | 14 824     | -                       | 334 773    |
| 29329990 | Heterocyclic compounds with oxygen hetero-atom(s) only, other than HS 2932.11.00-2932.99.10                              | -                 | 80         | -                       | 3 023      |
| 29331900 | Compounds contain an unfused pyrazole ring (hydrogenated/not)in the structure,not Phenazone (antipyrin)&its derivatives  | -                 | 500        | -                       | 165 000    |
| 29332100 | Hydantoin & its derivatives  | 60 800            | 841 975    | 100 367                 | 2 346 950  |
| 29332900 | Compounds containing an unfused imidazole ring (hydrogenated/not)in the structure,not Hydantoin&its derivatives          | 9 000             | 573 091    | 49 507                  | 3 466 691  |
| 29333100 | Pyridine & its salts   | -                 | 1          | -                       | 3          |
| 29333910 | Chlorpheniramine & isoniazid   | -                 | 152        | -                       | 8 535      |
| 29333990 | Compounds containing an unfused pyridine ring (whether or not hydrogenated) in the structure,ot than HS29333100-29333930 | -                 | 100        | -                       | 1 976      |
| 29334910 | Dextromethorphan   | -                 | 1          | -                       | 1          |
| 29334990 | Compound contain in struct a Quinoline/isoquinoline ring Systm,unfurther fuse, o.t Levorphanol&its salt&Dextromethorphan | -                 | 3          | -                       | 29 553     |
| 29335990 | Compound contain aPyrimidine ring (whether/not hydrogenated)/piperazine ring inThe structure,ot than HS29335200-29335910 | -                 | 10 177     | -                       | 3 826      |
| 29336100 | Melamine   | 1 000             | 2 341      | 1 359                   | 5 290      |
| 29336900 | Compounds containing an unfused triazine ring (whether or not hydrogenated) in the structure, other than Melamin         | 5 051             | 41 059     | 11 902                  | 98 111     |
| 29337900 | Lactams, other than 6Hexanelactam (epsiloncaprolactam) & Clobazam (INN) & methyprylon (INN)                              | -                 | 11         | -                       | 1 963      |

Tabel 3 : Ekspor Indonesia menurut Komoditi ( Kode HS 8 digit )

|          |  | Oktober 2020      |            |                         |             |
|----------|--|-------------------|------------|-------------------------|-------------|
| Kode H S | Uraian golongan barang   | Berat bersih (Kg) |            | Nilai F.O.B. ( U S \$ ) |             |
|          |  | Bulan ini         | Kumulatif  | Bulan ini               | Kumulatif   |
| (1)      | (2)  | (3)               | (4)        | (5)                     | (6)         |
| 29339910 | Mebendazole & parbendazole   | -                 | 601        | -                       | 2 743       |
| 29339990 | Heterocyclic compounds with nitrogen hetero-atom(s) only oth than 2933.11.00-2933.99.10                                  | 3 458 860         | 28 239 298 | 15 526 472              | 120 383 073 |
| 29341000 | Compounds containing an unfused thiazole ring (whether or not hydrogenated) in the structure                             | -                 | 1 853      | -                       | 117 547     |
| 29342000 | Compounds containing in the structure a benzothiazole ringsystem (whether or not hydrogenated), not further fused        | 500               | 501        | 1 900                   | 2 062       |
| 29349910 | Nucleic acids & their salts  | 944 130           | 9 761 501  | 4 966 618               | 48 341 674  |
| 29349920 | Sultones, sultams, diltiazem   | 518               | 4 287      | 177 290                 | 1 493 659   |
| 29349930 | 6Aminopenicillanic acid  | 8 728             | 55 160     | 18 425                  | 85 122      |
| 29349950 | Oxadiazon, with a purity of 94 % or more   | -                 | 23 851     | -                       | 92 247      |
| 29349990 | Nucleic acids&their salts,whether or not chemically define,oth heterocyclic comp n.e.c. HS 2934.10.00-2934.99.50         | 79 920            | 1 651 226  | 1 032 918               | 21 907 983  |
| 29359000 | Sulphonamides other than HS 2935.10.00-2935.50.00  | 46 450            | 471 835    | 443 159                 | 4 293 794   |
| 29362100 | Vitamin A & their derivatives  | -                 | 4 203      | -                       | 303 993     |
| 29362200 | Vitamin B1 & its derivatives   | -                 | 2 500      | -                       | 88 689      |
| 29362400 | D or DLPantothenic acid (Vitamin B3 or Vitamin B5) & its derivatives   | 639               | 8 570      | 7 643                   | 125 862     |
| 29362500 | Vitamin B6 & its derivatives   | -                 | 1          | -                       | 3           |
| 29362600 | Vitamin B12 & its derivatives  | -                 | 1 708      | -                       | 882 228     |
| 29362700 | Vitamin C & its derivatives  | 340               | 31 049     | 1 929                   | 116 188     |
| 29362800 | Vitamin E & its derivatives  | 10                | 15 136     | 960                     | 399 907     |
| 29362900 | Vitamins; n.e.c. in HS 2936.21.00-2936.28.00, and their derivatives, unmixed   | 181               | 84 073     | 2 763                   | 858 412     |
| 29369000 | Provitamins,natural or reproduced by synthesis (including natural concentrates)  | 390               | 43 438     | 13 526                  | 273 450     |
| 29371900 | Polypeptide,protein&glycoprotein hormones,their derivatives&struct analogue,oth than somatotropin&insulin&its salts      | 29                | 134        | 952 389                 | 4 551 165   |
| 29372200 | Halogenated derivatives of corticosteroidal hormones   | -                 | 61         | -                       | 33 605      |
| 29372300 | Oestrogens & progestogens  | -                 | 171        | -                       | 90 673      |
| 29372900 | Steroidal hormone, their derivative& structural analogues oth than HS29372100-29372300                                   | -                 | 21         | -                       | 25 401      |
| 29379090 | Hormones, natural or reproduced by synthesis, n.e.c. HS 2937.11.00-2937.90.20  | -                 | 1 350      | -                       | 67 500      |
| 29389000 | Glycosides,natural/reproduced by synthesis,&their salt,ether,ester&other deriv,Oth than Rutoside(rutin) & its derivative | 5 969             | 155 050    | 43 028                  | 466 158     |
| 29392010 | Alkaloids of cinchona & their derivatives, salts thereof, Quinine & its salts  | 11 212            | 104 359    | 1 263 848               | 11 066 301  |
| 29392090 | Alkaloids of cinchona & their derivatives, salts thereof, oth than Quinine & its salts                                   | 1                 | 48         | 15                      | 3 536       |
| 29393000 | Caffeine & its salts   | 33 300            | 35 945     | 192 415                 | 213 324     |
| 29395900 | Theophylline & aminophylline & their derivatives, salts thereof, Other Fenetyliline (INN) & its salts                    | -                 | 1          | -                       | 0           |
| 29397900 | Alkaloids; of vegetal origin, nec HS 2939.71.00  | -                 | 0          | -                       | 2 100       |
| 29398000 | Alkaloids; natural or reproduced by synthesis, and their salts, esters and other derivatives n.e.c. in heading no. 2939  | -                 | 2          | -                       | 48          |
| 29400000 | Sugars, chemically pure oth than sucrose ,lactose, maltose, glucose, & fructose  | 1 929 989         | 16 522 548 | 1 866 599               | 15 550 265  |
| 29411011 | Amoxicillin & its salts, Nonsterile  | -                 | 0          | -                       | 18          |
| 29411020 | Ampicillin & its salts   | 0                 | 39         | 12                      | 14 851      |
| 29411090 | Penicillins & their derivatives with a penicillanic acid structure, salts thereof, other than Amoxicillin & Ampicillin   | -                 | 21 863     | -                       | 18 876      |
| 29413000 | Tetracyclines & their derivatives, salts thereof   | -                 | 4          | -                       | 94          |
| 29415000 | Erythromycin & its derivatives, salts thereof  | -                 | 302        | -                       | 12 431      |
| 29419000 | Antibiotics; n.e.c. in heading no. 2941  | 94                | 576        | 15 069                  | 195 297     |
| 29420000 | Organic compounds; n.e.c. in chapter 29  | 1 425             | 51 904     | 15 256                  | 469 065     |
| 30021100 | Malaria diagnostic test kits   | -                 | 5          | -                       | 31          |
| 30021210 | Antisera, plasma protein solutions, haemoglobin powder   | -                 | 36         | -                       | 325         |
| 30021290 | Antisera & other blood fractions, other than antisera, plasma protein solutions, haemoglobin powder                      | 344               | 2 124      | 10 324                  | 162 830     |

Tabel 3 : Ekspor Indonesia menurut Komoditi ( Kode HS 8 digit )

| Kode H S | Uraian golongan barang   | Berat bersih (Kg) |           | Nilai F.O.B. ( U S \$ ) |            |
|----------|--|-------------------|-----------|-------------------------|------------|
|          |  | Bulan ini         | Kumulatif | Bulan ini               | Kumulatif  |
|          |  | (1)               | (2)       | (3)                     | (4)        |
| 30021500 | Immunological products, put up in measured doses or in forms or packings for retail sale                                 | 85                | 166       | 64 800                  | 64 970     |
| 30021900 | Immunological products,w.o.n modified/obtained by means of biotechnological processes,other than HS 3002.11-3002.15      | 1                 | 19        | 124                     | 4 785      |
| 30022010 | Tetanus toxoid   | 2 181             | 46 440    | 229 944                 | 16 965 287 |
| 30022020 | Pertussis, measles, meningitis or polio vaccines   | 29 052            | 114 498   | 6 275 270               | 28 873 666 |
| 30022090 | Vaccines for human medicine, Other than Tetanus toxoid & Pertussis, measles, meningitis or polio vaccines                | 191               | 2 691     | 7 524                   | 1 408 989  |
| 30023000 | Vaccines for veterinary medicine   | 41 810            | 504 145   | 1 309 643               | 11 649 336 |
| 30029000 | Toxins, cultures of micro-organisms (excluding yeasts) and similar products  | 24 663            | 231 231   | 111 515                 | 1 103 424  |
| 30031020 | Medicaments containing ampicillin (INN) or its salts, not put up in measured doses or in forms/packings for retail sale  | -                 | 23        | -                       | 756        |
| 30031090 | Medicaments cont. penicillins/deriv, with penicillanic acid structure/streptomycins, o.t cont. amoxicillin&ampicillin    | 577               | 26 514    | 970                     | 99 002     |
| 30032000 | Medicaments,cont.antibiotic, consist?2constituent mix for therapeutic/prophylactic,not in measured dose/pack for retail  | -                 | 2 044     | -                       | 5 334      |
| 30033900 | Medicaments,containing hormones (excl. insulin),for therapeutic/prophylactic uses,not packaged for retail sale           | 115 155           | 1 054 751 | 1 472 154               | 12 964 816 |
| 30041015 | Medicament,containing penicillin G (excl penicillin G benzathine),phenoxymethyl penicillin/salts thereof,for retail sale | 722               | 32 464    | 38 282                  | 2 645 726  |
| 30041016 | Medicaments,containing ampicillin,amoxycillin or salts thereof,of a kind taken orally,packing for retail sale            | 14 940            | 166 001   | 174 091                 | 5 065 179  |
| 30041019 | Medicaments,containing penicillins/derivates thereof,packing for retail sale,other than HS 3004.10.15-3004.10.16         | 78 147            | 842 153   | 4 908 986               | 63 418 639 |
| 30041021 | Medicaments, containing streptomycins or derivatives thereof, in ointment form, packing for retail sale                  | 109               | 1 639     | 3 761                   | 50 649     |
| 30041029 | Medicaments, containing streptomycins or derivatives thereof, other than in ointment form, packing for retail sale       | -                 | 916       | -                       | 20 145     |
| 30042010 | Antibiotics containing gentamycin,lincomycin,sulfamethoxazole/its derivatives,of a kind taken orally/in ointment form    | 2 838             | 14 350    | 16 890                  | 169 991    |
| 30042031 | Antibiotics containing erythromycin or derivatives thereof, of a kind taken orally                                       | 29 378            | 172 486   | 149 289                 | 2 981 725  |
| 30042032 | Antibiotics containing erythromycin or derivatives thereof, in ointment form   | 227               | 342       | 7 181                   | 9 382      |
| 30042039 | Antibiotics containing erythromycin or derivatives thereof, other than of a kind taken orally or in ointment form        | -                 | 3 847     | -                       | 713 563    |
| 30042071 | Antibiotics containing tetracyclines or chloramphenicols or derivatives,of a kind taken orally or in ointment form       | 2 036             | 4 783     | 46 406                  | 246 393    |
| 30042079 | Antibiotics containing tetracyclines or chloramphenicols or derivatives,oth of a kind taken orally or in ointment form   | 427               | 6 621     | 127 236                 | 1 116 426  |
| 30042091 | Antibiotic, of a kind taken orally or ointment form, other than HS 3004.20.10-3004.20.79                                 | 3 815             | 13 109    | 192 923                 | 1 906 431  |
| 30042099 | Antibiotic, other than of a kind taken orally or ointment form, other than HS 3004.20.10-3004.20.79                      | 18 605            | 138 312   | 1 004 294               | 4 824 506  |
| 30043100 | Medicaments, containing hormones or other products of heading 29.37, containing insulin                                  | 32                | 405       | 4 804                   | 16 555     |
| 30043210 | Medicaments,contain corticosteroid hormones,its derivatives/structural analogues,contain dexamethasone/their derivatives | 1 187             | 10 839    | 7 077                   | 46 872     |
| 30043240 | Medicaments, containing corticosteroid hormones, containing hydrocortisone sodium succinate/fluocinolone acetonide       | -                 | 58        | -                       | 837        |
| 30043290 | Medicaments, containing corticosteroid hormones, their derivatives or structural analogues, oth HS 3004.32.10-3004.32.40 | 5 026             | 43 578    | 418 224                 | 2 935 842  |
| 30043900 | Medicaments, containing hormones/other products of heading 29.37, other than HS 3004.31.00-3004.32.90                    | 43 651            | 472 257   | 874 194                 | 9 594 608  |
| 30044100 | Medicaments,containing alkaloids or derivatives thereof,containing ephedrine or its salts,packing for retail sale        | 91 066            | 189 882   | 298 926                 | 875 199    |



Tabel 3 : Ekspor Indonesia menurut Komoditi ( Kode HS 8 digit )

| Kode H S | Uraian golongan barang   | Berat bersih (Kg) |           | Nilai F.O.B. ( U S \$ ) |            |
|----------|--|-------------------|-----------|-------------------------|------------|
|          |  | Bulan ini         | Kumulatif | Bulan ini               | Kumulatif  |
|          |  | (1)               | (2)       | (3)                     | (4)        |
| 30044200 | Medicaments,containing alkaloids/derivatives thereof,containing pseudoephedrine/its salts,packing for retail sale        | 20 441            | 195 613   | 281 013                 | 2 955 300  |
| 30044300 | Medicaments,containing alkaloids/derivatives thereof,containing norephedrine or its salts,packing for retail sale        | 119 011           | 510 177   | 660 172                 | 4 810 117  |
| 30044960 | Medicaments, containing theophyline, of a kind taken orally, packing for retail sale                                     | -                 | 81        | -                       | 781        |
| 30044970 | Medicaments,containing alkaloids/derivatives thereof,containing atropine sulphate,packing for retail sale                | -                 | 0         | -                       | 13         |
| 30045010 | Medicaments containing vitamins or other products of heading 29.36, of a kind suitable for children, in syrup form       | 31 064            | 137 091   | 106 674                 | 550 536    |
| 30045021 | Medicaments containing more than one vitamin, of a kind taken orally   | 772               | 21 754    | 8 401                   | 583 324    |
| 30045029 | Medicaments containing more than one vitamin, other than of a kind taken orally  | 85 738            | 720 728   | 2 335 668               | 20 752 172 |
| 30045091 | Medicaments containing vitamin A, B or C   | 11 605            | 82 793    | 325 117                 | 1 488 288  |
| 30045099 | Medicaments containing vitamins or other products of heading 29.36, other than HS 3004.50.10-3004.50.91                  | 28 492            | 208 796   | 1 597 011               | 13 511 283 |
| 30049010 | Transdermal therapeutic system patches for the treatment of cancer or heart diseases                                     | -                 | 2 338     | -                       | 864 936    |
| 30049020 | Closed sterile water for inhalation, pharmaceutical grade  | -                 | 5 991     | -                       | 77 563     |
| 30049030 | Antiseptics  | 391 788           | 2 354 000 | 1 082 648               | 6 115 430  |
| 30049049 | Anaesthetics, other than containing procaine hydrochloride   | 176 496           | 1 243 078 | 3 289 861               | 29 859 603 |
| 30049051 | Analgesics,antipyretics&oth medicaments for coughs/colds,contain acetylsalicylic acid,paracetamol/dipyrone,taken orally  | 69 711            | 818 851   | 815 496                 | 9 589 288  |
| 30049052 | Analgesics,antipyretics&other medicaments for the treatment of coughs/colds,containing chlorpheniramine maleate          | 8 266             | 78 312    | 37 276                  | 373 774    |
| 30049053 | Analgesics,antipyretics&other medicaments for the treatment of coughs/colds,containing diclofenac,of a kind taken orally | -                 | 72        | -                       | 579        |
| 30049054 | Analgesics,antipyretics&other medicaments for the treatment of coughs/colds,containing piroxicam (INN) or ibuprofen      | 3 009             | 34 325    | 77 576                  | 554 139    |
| 30049055 | Analgesics, antipyretics&other medicaments for the treatment of coughs/colds, in liniment form                           | 76 739            | 1 362 007 | 757 303                 | 8 971 139  |
| 30049059 | Analgesics, antipyretics & other medicaments for the treatment of coughs or colds, other than HS 3004.90.51-3004.90.55   | 222 253           | 4 159 012 | 5 470 037               | 71 446 167 |
| 30049064 | Antimalarials, containing artemisinin other than of subheading 3004.60.10  | -                 | 46        | -                       | 69         |
| 30049065 | Antimalarials, herbal medicaments  | 17 816            | 121 890   | 289 495                 | 1 928 111  |
| 30049069 | Antimalarials, other than containing primaquine/artemisinin other than of subheading 3004.60.10/herbal medicaments       | 1 028             | 78 649    | 10 201                  | 579 780    |
| 30049071 | Anthelmintic, containing piperazine or mebendazole (INN)   | -                 | 371       | -                       | 69 356     |
| 30049072 | Anthelmintic, herbal medicaments   | 237               | 15 304    | 2 721                   | 163 885    |
| 30049079 | Anthelmintic, other than containing piperazine or mebendazole (INN) or herbal medicaments                                | 7 938             | 193 802   | 148 981                 | 4 312 046  |
| 30049082 | Anti HIV/AIDS medicaments  | 509               | 7 357     | 883 617                 | 16 414 285 |
| 30049089 | Medicaments for the treatment of cancer or other intractable diseases, other than containing deferoxamine, for injection | 12 737            | 135 270   | 656 986                 | 8 233 906  |
| 30049091 | Medicaments containing sodium chloride or glucose, for infusion, packaged for retail sale                                | 79 668            | 390 825   | 195 020                 | 1 625 484  |
| 30049092 | Medicaments containing sorbitol or salbutamol, for infusion, packaged for retail sale                                    | 25 041            | 142 438   | 124 785                 | 734 096    |
| 30049093 | Medicaments containing sorbitol or salbutamol, in other forms, packaged for retail sale                                  | -                 | 33 995    | -                       | 331 129    |
| 30049094 | Medicaments containing cimetidine (INN) or ranitidine (INN) other than for injection, packaged for retail sale           | 13 209            | 18 358    | 113 329                 | 236 000    |
| 30049096 | Nasal-drop medicaments containing naphazoline, xylometazoline or oxymetazoline   | 3 010             | 7 057     | 92 791                  | 220 790    |

Tabel 3 : Ekspor Indonesia menurut Komoditi ( Kode HS 8 digit )

|          |  | Oktober 2020      |               |                         |             |
|----------|--|-------------------|---------------|-------------------------|-------------|
| Kode H S | Uraian golongan barang   | Berat bersih (Kg) |               | Nilai F.O.B. ( U S \$ ) |             |
|          |  | Bulan ini         | Kumulatif     | Bulan ini               | Kumulatif   |
| (1)      | (2)  | (3)               | (4)           | (5)                     | (6)         |
| 30049098 | Herbal medicaments, other than for anthelmintic or antimalarials   | 103 542           | 1 412 896     | 295 117                 | 3 613 783   |
| 30049099 | Medicament consisting of mix/unmix product for therapeutic/prophylactic uses,for retail sale,oth HS 3004.10.15-.90.98    | 95 265            | 645 082       | 6 006 514               | 94 441 567  |
| 30051010 | Adhesive dressings & other articles having an adhesive layer, impregnated or coated with pharmaceutical substances       | 6 941             | 75 254        | 77 792                  | 692 847     |
| 30051090 | Adhesive dressings&other articles having an adhesive layer,other than impregnated/coated with pharmaceutical substances  | 17 794            | 327 951       | 146 388                 | 2 424 482   |
| 30059010 | Bandages, put up in forms or packings for retail sale for medical, surgical, dental or veterinary purposes               | 6 809             | 77 912        | 29 908                  | 673 977     |
| 30059020 | Gauze, put up in forms or packings for retail sale for medical, surgical, dental or veterinary purposes                  | 1                 | 204           | 2                       | 58          |
| 30059090 | Wadding,packings for retail sale for medical,surgical,dental/veterinary purposes,other than HS 3005.10.10-3005.90.20     | 8 373             | 68 931        | 112 403                 | 900 062     |
| 30061010 | Sterile absorbable surgical or dental yarn, sterile surgical or dental adhesion barriers, whether or not absorbable      | -                 | 4 389         | -                       | 8 068       |
| 30061090 | Sterile surgical catgut,sterile tissue adhesives for surgical wound closure; sterile laminaria & sterile laminaria tents | 13                | 2 743         | 344                     | 30 871      |
| 30062000 | Bloodgrouping reagents   | -                 | 40 478        | -                       | 39 236      |
| 30063010 | Opacifying preparations for Xray examinations, diagnostic reagents designed, barium sulphate, of a kind taken orally     | -                 | 138 200       | -                       | 24 836      |
| 30063020 | Opacifying prep for Xray examinations, reagents of microbial origin, of a kind suit for veterinary biological diagnosis  | 150               | 150           | 1 800                   | 1 800       |
| 30063030 | Opacifying preparation for Xray examinations, other microbial diagnostic reagents  | -                 | 1             | -                       | 5           |
| 30064010 | Dental cements & other dental fillings   | 1                 | 141           | 59                      | 25 055      |
| 30065000 | First-aid boxes & kits   | 226               | 378           | 675                     | 1 418       |
| 30066000 | Chemical contraceptive preparations based on hormones, on other products of heading 29.37 or on spermicides              | 31 878            | 287 179       | 2 117 822               | 17 717 773  |
| 30067000 | Gel prep designed to be used in hum or vet med as a lubricant for parts of the body for surg operations or physical exam | 379               | 10 968        | 7 443                   | 129 555     |
| 30069290 | Waste pharmaceuticals other than medicaments for the treatment of cancer, HIV/AIDS or other intractable diseases         | -                 | 121           | -                       | 2 035       |
| 31010010 | Fertilisers produced by of solely vegetable origin   | 597 000           | 3 584 312     | 206 890                 | 948 543     |
| 31010092 | Fertilisers produced of animal origin (other than guano), chemically treated   | 20 480            | 174 999       | 20 480                  | 311 296     |
| 31010099 | Animal fertilisers,not chemically treated  | 1 076 723         | 15 517 634    | 295 915                 | 4 210 681   |
| 31021000 | Urea, whether or not in aqueous solution   | 57 223 629        | 1 912 217 158 | 14 696 726              | 457 191 272 |
| 31022100 | Ammonium sulphate  | 72 000            | 922 000       | 14 100                  | 187 164     |
| 31022900 | Double salts & mixtures of ammonium sulphate & ammonium nitrate  | 1                 | 46 001        | 6                       | 4 767       |
| 31023000 | Ammonium nitrate, whether or not in aqueous solution   | 540 000           | 59 932 000    | 161 152                 | 24 830 879  |
| 31024000 | Mixtures of ammonium nitrate with calcium carbonate or other inorganic non-fertilising substances                        | -                 | 105 535       | -                       | 3 349       |
| 31025000 | Sodium nitrate   | -                 | 15            | -                       | 15          |
| 31028000 | Mixtures of urea & ammonium nitrate in aqueous or ammoniacal solution  | 2                 | 28            | 1                       | 25          |
| 31029000 | Mineral or chemical fertilisers, nitrogenous, other than HS 3102.10-3102.80.00   | 13 824            | 134 807       | 41 216                  | 169 817     |
| 31031190 | Superphosphates containing by weight 35 % or more of diphosphorus pentaoxide (P2O5), other than feed grade               | 175 000           | 4 850 250     | 38 375                  | 1 146 265   |
| 31031990 | Superphosphates containing by weight less than 35 % of diphosphorus pentaoxide (P2O5), other than feed grade             | 1 367 500         | 7 602 122     | 299 755                 | 1 610 087   |
| 31039010 | Calcined phosphatic fertilisers  | 760 000           | 2 221 250     | 125 894                 | 439 216     |
| 31039090 | Mineral or chemical fertilisers, phosphatic, other than superphosphate & calcined phosphatic fertilisers                 | 621 891           | 5 846 929     | 119 735                 | 1 412 233   |
| 31042000 | Potassium chloride   | 100               | 165 100       | 37                      | 65 047      |
| 31043000 | Potassium sulphate   | 1 695 000         | 15 496 000    | 646 966                 | 6 010 133   |

Tabel 3 : Ekspor Indonesia menurut Komoditi ( Kode HS 8 digit )

|          |   | Oktober 2020      |             |                         |            |
|----------|---|-------------------|-------------|-------------------------|------------|
| Kode H S | Uraian golongan barang  | Berat bersih (Kg) |             | Nilai F.O.B. ( U S \$ ) |            |
|          |   | Bulan ini         | Kumulatif   | Bulan ini               | Kumulatif  |
| (1)      | (2)   | (3)               | (4)         | (5)                     | (6)        |
| 31049000 | Mineral or chemical fertilisers, potassic, other than potassium chloride & potassium sulphate                             | 5                 | 85 513      | 10                      | 19 623     |
| 31051010 | Superphosphates & calcined phosphatic fertilisers in tablets or similar forms of a gross weight not exceeding 10 kg       | -                 | 26 058      | -                       | 7 804      |
| 31051020 | Mineral/chemical fertilisers contain 2 or 3 of fertilising elements in tablets/similar forms of a gross weight <=10 kg    | 6                 | 10 014      | 30                      | 6 609      |
| 31052000 | Mineral or chemical fertilisers containing the three fertilising elements nitrogen, phosphorus & potassium                | 603 095           | 3 115 654   | 299 855                 | 1 645 115  |
| 31053000 | Diammonium hydrogenorthophosphate (diammonium phosphate)  | -                 | 1           | -                       | 1          |
| 31054000 | Ammonium dihydrogenorthophosphate & mixtures thereof with diammonium hydrogenorthophosphate                               | -                 | 4 560       | -                       | 15 884     |
| 31055100 | Mineral or chemical fertilisers containing nitrates & phosphates  | -                 | 244 503 450 | -                       | 62 941 923 |
| 31055900 | Mineral/chemical fertilisers, contain the two fertilising elements nitrogen&phosphorus, oth contain nitrates&phosphates   | 48 000            | 336 000     | 5 283                   | 42 796     |
| 31056000 | Mineral or chemical fertilisers containing the two fertilising elements phosphorus & potassium                            | 34                | 8 059       | 43                      | 917        |
| 31059000 | Mineral/chemical fertilisers contain two/three of fertilising elements nitrogen, phosphorus&potassium, oth HS 3105.20-.60 | 401 502           | 5 543 716   | 115 298                 | 1 600 470  |
| 32011000 | Quebracho extract   | -                 | 4 912       | -                       | 13 443     |
| 32012000 | Wattle extract  | -                 | 50          | -                       | 2 825      |
| 32019000 | Tanning extracts of vegetable origin, tannins&their salts, ethers, ester&other derivatives, oth quebracho&wattle extract  | 2 060 560         | 15 327 520  | 4 252 592               | 30 849 316 |
| 32021000 | Synthetic organic tanning substances  | 435 580           | 3 253 993   | 574 059                 | 4 336 994  |
| 32029000 | Inorganic tanning substances, tanning prep, w.o.n containing natural tanning substances, enzymatic prep for pre-tanning   | 72                | 30 090      | 347                     | 40 203     |
| 32030010 | Colouring matter of veg/animal origin incl dyeing extracts excl animal black, of a kind used in the food/drink industries | 4 151             | 66 912      | 36 184                  | 386 762    |
| 32030090 | Col matter of veg/animal origin incl dyeing extract excl animal black other than used in the food or drink industries     | 2 893             | 11 608      | 10 910                  | 33 623     |
| 32041110 | Disperse dyes & preparations based thereon, crude   | 8 451             | 19 810      | 38 105                  | 71 924     |
| 32041190 | Disperse dyes & preparations based thereon, other than crude  | 240 623           | 3 913 031   | 3 147 243               | 50 098 554 |
| 32041210 | Acid dyes, whether or not premetallised, & preparations based thereon   | 26 987            | 365 303     | 383 574                 | 5 365 018  |
| 32041290 | Mordant dyes & preparations based thereon   | 167               | 18 202      | 4 016                   | 34 525     |
| 32041300 | Basic dyes & preparations based thereon   | 1                 | 16 221      | 0                       | 344 521    |
| 32041400 | Direct dyes & preparations based thereon  | 134 521           | 960 081     | 303 174                 | 2 425 596  |
| 32041500 | Vat dyes (including those usable in that state as pigments) & preparations based thereon                                  | 5 175             | 10 783      | 87 323                  | 200 440    |
| 32041600 | Reactive dyes & preparations based thereon  | 419 934           | 3 244 513   | 2 422 750               | 19 321 869 |
| 32041710 | Synthetic organic pigment in powder form  | 207 426           | 2 284 758   | 1 378 135               | 16 214 317 |
| 32041790 | Pigments & preparations based thereon, other than synthetic organic pigment in powder form                                | 185 491           | 2 805 878   | 851 733                 | 12 802 910 |
| 32041900 | Synthetic organic colouring matter & prep, including mixtures of colouring matter of ?2 of the subheading 3204.11-3204.19 | 311 501           | 1 631 941   | 303 011                 | 1 688 595  |
| 32042000 | Synthetic organic products of a kind used as fluorescent brightening agents   | 656 703           | 8 031 804   | 696 709                 | 14 111 511 |
| 32049000 | Synthetic organic colouring matter, prep as specified in Note 3 to this Chapter, other than HS 3204.11 to 3204.20         | 83                | 30 924      | 4 002                   | 84 143     |
| 32050000 | Colour lakes, preparations as specified in Note 3 to this Chapter based on colour lakes.                                  | 35                | 14 565      | 2 310                   | 54 576     |
| 32061110 | Pigments based on titanium dioxide containing 80 % or more by weight of titanium dioxide calculated on the dry matter     | -                 | 31 928      | -                       | 89 781     |
| 32061190 | Preparations based on titanium dioxide containing 80% or more by weight of titanium dioxide calculated on the dry matter  | -                 | 1 800       | -                       | 10 512     |

Tabel 3 : Ekspor Indonesia menurut Komoditi ( Kode HS 8 digit )

|          |  | Oktober 2020      |           |                         |            |
|----------|--|-------------------|-----------|-------------------------|------------|
| Kode H S | Uraian golongan barang   | Berat bersih (Kg) |           | Nilai F.O.B. ( U S \$ ) |            |
|          |  | Bulan ini         | Kumulatif | Bulan ini               | Kumulatif  |
| (1)      | (2)  | (3)               | (4)       | (5)                     | (6)        |
| 32061910 | Pigments based on titanium dioxide containing less than 80 % by weight of titanium dioxide calculated on the dry matter  | 55 200            | 688 775   | 117 355                 | 1 060 320  |
| 32061990 | Preparations based on titanium dioxide containing < 80% by weight of titanium dioxide calculated on the dry matter       | 61 150            | 312 575   | 185 767                 | 924 832    |
| 32062010 | Chrome yellow, chrome green & molybdate orange or red based on chromium compounds  | 52 500            | 277 073   | 161 352                 | 1 457 718  |
| 32062090 | Pigments&prep based on chromium compounds,oth than chrome yellow,chrome green&molybdate orange/red from chrome compounds | 1                 | 2 352     | 36                      | 7 425      |
| 32064110 | Preparations based on ultramarine  | 3 000             | 3 000     | 23 610                  | 23 610     |
| 32064190 | Ultramarine  | -                 | 9 973     | -                       | 18 554     |
| 32064910 | Preparation, other than ultramarine & prep based thereon or lithopone & other pigments & prep based on zinc sulphide     | 13 900            | 188 146   | 130 564                 | 1 997 600  |
| 32064990 | Colouring matter,other than ultramarine & prep based thereon or lithopone & other pigments & prep based on zinc sulphide | 36 093            | 1 741 545 | 66 372                  | 8 929 173  |
| 32065090 | Inorganic products of a kind used as luminophores, other than preparations   | -                 | 141       | -                       | 23 917     |
| 32071000 | Prepared pigments, prepared opacifiers, prepared colours & similar preparations  | 403 836           | 4 070 189 | 1 343 007               | 12 251 751 |
| 32072010 | Enamel frits   | 100               | 30 677    | 188                     | 58 700     |
| 32072090 | Vitrifiable enamels & glazes, engobes (slips) & similar preparations, other than enamel frits                            | 440 000           | 3 853 615 | 252 416                 | 2 509 105  |
| 32073000 | Liquid lustres & similar preparations  | 455               | 5 938     | 2 002                   | 14 095     |
| 32074000 | Glass frit & other glass, in the form of powder, granules or flakes  | 478 910           | 5 739 026 | 470 220                 | 5 783 888  |
| 32081011 | Varnishes (including lacquers) based on polyesters of a kind used in dentistry   | -                 | 1         | -                       | 10         |
| 32081019 | Varnishes (including lacquers) based on polyesters, other than of a kind used in dentistry                               | 16 649            | 81 945    | 51 658                  | 187 665    |
| 32081020 | Antifouling &/or anticorrosive paints for ships' hulls based on polyesters   | 32                | 1 020     | 107                     | 1 017      |
| 32081090 | Paint incl enamels based on polyesters,oth than varnishes incl lacq&antifouling &/or anticorrosive paint for ships'hulls | 964 516           | 9 610 714 | 1 951 682               | 19 875 575 |
| 32082040 | Antifouling &/or anticorrosive paints for ships' hulls based on acrylic or vinyl polymers                                | -                 | 3 492     | -                       | 5 092      |
| 32082070 | Varnishes (including lacquers), of a kind used in dentistry based on acrylic or vinyl polymers                           | -                 | 3 600     | -                       | 13 800     |
| 32082090 | Paints based on acrylic or vinyl polymers, oth than antifouling &/or anticorrosive paint                                 | 243 658           | 2 477 526 | 785 153                 | 8 137 929  |
| 32089019 | Varnishes(incl lacquers), >100°C heat resistance, not used in dentistry, oth based on polyesters,acrylic/vinyl polymers  | -                 | 15 005    | -                       | 35 922     |
| 32089029 | Varnishes(incl lacquers), <=100°C heat resistance, not used in dentistry,oth based on polyesters,acrylic/vinyl polymers  | 121 500           | 1 037 799 | 363 395                 | 3 041 976  |
| 32089030 | Antifouling &/or anticorrosive paints for ships'hulls other than based on polyesters&based on acrylic or vinyl polymers  | -                 | 129       | -                       | 165        |
| 32089090 | Paint&varnishes incl enamels&lacquers exc based on polyesters&based on acrylic/vinyl polymers&HS 3208.10.10-3208.90.30   | 528 411           | 6 094 776 | 1 403 963               | 17 763 490 |
| 32091010 | Varnishes (including lacquers), based on acrylic or vinyl polymers   | 11 880            | 39 290    | 14 440                  | 97 769     |
| 32091040 | Leather paints, based on acrylic or vinyl polymers   | -                 | 15        | -                       | 28         |
| 32091050 | Antifouling &/or anticorrosive paints for ships' hulls, based on acrylic or vinyl polymers                               | 608               | 5 528     | 2 181                   | 17 080     |
| 32091090 | Paints&varnishes including enamels based on acrylic or vinyl polymers, other than HS 3209.10.10-3209.10.50               | 29 216            | 295 500   | 154 665                 | 626 250    |
| 32099000 | Paints & varnishes (including enamels & lacquers), other than based on acrylic or vinyl polymers                         | 338 058           | 1 889 004 | 471 104                 | 3 046 015  |
| 32100010 | Varnishes (including lacquers)   | 11 450            | 78 760    | 71 177                  | 492 616    |
| 32100030 | Prepared water pigments of a kind used for finishing leather   | -                 | 2 842     | -                       | 22 905     |
| 32100091 | Antifouling &/or anticorrosive paints for ships' hulls   | -                 | 4 502     | -                       | 6 021      |

Tabel 3 : Ekspor Indonesia menurut Komoditi ( Kode HS 8 digit )

|          |  | Oktober 2020      |           |                         |             |
|----------|--|-------------------|-----------|-------------------------|-------------|
| Kode H S | Uraian golongan barang   | Berat bersih (Kg) |           | Nilai F.O.B. ( U S \$ ) |             |
|          |  | Bulan ini         | Kumulatif | Bulan ini               | Kumulatif   |
| (1)      | (2)  | (3)               | (4)       | (5)                     | (6)         |
| 32100099 | Paints other than antifouling &/or anticorrosive paints for ships' hulls   | 1 430             | 36 044    | 28 985                  | 327 567     |
| 32110000 | Prepared driers  | 1 600             | 74 240    | 10 326                  | 235 012     |
| 32121000 | Stamping foils   | 2 367             | 20 770    | 57 558                  | 452 321     |
| 32129011 | Aluminium paste dispersed in nonaqueous media, of a kind used in the manufacture of paints (including enamels)           | 48                | 194       | 6 378                   | 26 031      |
| 32129014 | Pigments incl metallic powders&flakes dispersed in not water media,in liq/paste form,for manufacture of leather paint    | -                 | 588       | -                       | 2 174       |
| 32129019 | Pigment incl metallic powders&flakes dispersed in not water media,in liq/paste form,not for manufacture of leather paint | 3 802             | 38 884    | 8 802                   | 238 376     |
| 32129021 | Dyes & other colouring matter put up in forms or packings for retail sale of a kind used in the food or drink industries | 32                | 51        | 202                     | 245         |
| 32129029 | Colouring matter put up in forms/packings for retail sale of a kind not used in the food/drink industries                | 424               | 56 115    | 1 766                   | 57 094      |
| 32131000 | Colours in sets, of a kind used by artists, students or signboard painters   | 819               | 5 079     | 8 118                   | 56 298      |
| 32139000 | Colours, of a kind used by artists, students or signboard painters, other than colours in sets                           | 8                 | 2 264     | 16                      | 5 972       |
| 32141000 | Glaziers' putty, grafting putty, resin cements, caulking compounds & other mastics, painters' fillings                   | 136 466           | 1 306 561 | 349 474                 | 4 060 062   |
| 32149000 | Non-refractory surfacing preparations for facades, indoor walls, floors, ceilings or the like.                           | 263 319           | 4 861 876 | 300 023                 | 4 432 605   |
| 32151110 | Printing ink, black, ultraviolet curable   | 85                | 92        | 980                     | 995         |
| 32151190 | Printing ink, black other than ultraviolet curable ink   | 122 388           | 894 900   | 975 380                 | 8 300 398   |
| 32151900 | Printing ink, other than black   | 645 246           | 6 867 780 | 6 250 893               | 58 714 585  |
| 32159060 | Writing or drawing ink   | -                 | 11 306    | -                       | 218 614     |
| 32159070 | Ink of a kind suitable for use with duplicating machines of heading 84.72  | 57 366            | 210 326   | 1 180 458               | 4 489 147   |
| 32159090 | Ink, whether or not concentrated or solid, other than HS 3215.11.10-3215.90.70   | 75 370            | 377 825   | 605 448                 | 2 705 382   |
| 33011200 | Essential oils of orange   | 40                | 11 600    | 4 442                   | 376 382     |
| 33011300 | Essential oils of lemon  | 240               | 1 456     | 41 654                  | 134 205     |
| 33011900 | Essential oils of citrus fruit, other than of orange & lemon   | 90 277            | 880 406   | 2 645 315               | 22 935 446  |
| 33012400 | Essential oils of peppermint (Mentha piperita)   | -                 | 11 437    | -                       | 350 773     |
| 33012500 | Essential oils of other mints, other than peppermint (Mentha piperita)   | 17 341            | 178 678   | 864 409                 | 8 952 307   |
| 33012910 | Essential oils of lemon grass, citronella, nutmeg, cinnamon, ginger, cardamom, fennel or palmrose                        | 248 764           | 2 531 543 | 7 911 425               | 62 828 264  |
| 33012920 | Essential oils of sandalwood   | 11 495            | 185 123   | 843 040                 | 11 332 555  |
| 33012990 | Essential oils other than HS 3301.12.00-3301.29.20   | 105 710           | 954 120   | 3 593 891               | 26 926 795  |
| 33013000 | Resinoids  | -                 | 557       | -                       | 28 746      |
| 33019010 | Aqueous distillates & aqueous solutions of essential oils suitable for medicinal use                                     | 1 153             | 140 079   | 3 960                   | 5 431 722   |
| 33019090 | Extract oleoresins; concentrates of essential oils; terpenic by-product of deterpenation of essential oils               | 142 654           | 1 444 614 | 3 651 889               | 34 750 559  |
| 33021010 | Odoriferous alcoholic preparations of a kind used in the manufacture of alcoholic beverages, in liquid form              | 9 275             | 85 680    | 65 067                  | 866 429     |
| 33021020 | Odoriferous alcoholic preparations of a kind used in the manufacture of alcoholic beverages, in other forms              | -                 | 7 535     | -                       | 124 163     |
| 33021090 | Odoriferous alcoholic preparations of a kind used in the food or drink industries, other than HS 3302.10.10-3302.10.20   | 1 129 844         | 9 081 662 | 9 677 688               | 98 498 426  |
| 33029000 | Odoriferous substances and mixtures; used as raw materials in industries other than the food or drink industries         | 245 059           | 3 838 232 | 3 553 768               | 59 831 796  |
| 33030000 | Perfumes & toilet waters.  | 973 470           | 7 504 983 | 11 514 459              | 103 937 955 |
| 33041000 | Lip makeup preparations  | 1 290             | 16 379    | 105 248                 | 2 096 048   |
| 33042000 | Eye makeup preparations  | 1 653             | 19 908    | 407 500                 | 3 854 081   |
| 33043000 | Manicure & pedicure preparations   | 402               | 25 194    | 8 016                   | 68 391      |
| 33049100 | Beauty or make up preparations, powders, whether or not compressed   | 294 645           | 2 691 928 | 1 380 297               | 9 536 521   |
| 33049920 | Antiacne preparations  | 18 686            | 142 133   | 78 410                  | 680 581     |
| 33049930 | Face or skin creams & lotions other than antiacne preparations   | 1 140 636         | 9 635 127 | 4 890 027               | 33 990 074  |

Tabel 3 : Ekspor Indonesia menurut Komoditi ( Kode HS 8 digit )

|          |  | Oktober 2020      |             |                         |             |
|----------|--|-------------------|-------------|-------------------------|-------------|
| Kode H S | Uraian golongan barang   | Berat bersih (Kg) |             | Nilai F.O.B. ( U S \$ ) |             |
|          |  | Bulan ini         | Kumulatif   | Bulan ini               | Kumulatif   |
| (1)      | (2)  | (3)               | (4)         | (5)                     | (6)         |
| 33049990 | Beauty/make up preparat, for the care of the skin (incl sunscreen or sun tan preparations), o.t HS 3304.10.00-3304.99.30 | 524 538           | 4 919 837   | 4 942 882               | 41 474 934  |
| 33051010 | Shampoos having antifungal properties  | 602 072           | 4 716 088   | 1 147 334               | 8 927 993   |
| 33051090 | Shampoos not having antifugal properties   | 1 352 053         | 11 853 912  | 3 184 949               | 26 457 839  |
| 33052000 | Preparations for permanent waving or straightening   | 2 795             | 17 384      | 10 644                  | 101 701     |
| 33053000 | Hair lacquers  | 455               | 4 564       | 2 465                   | 30 550      |
| 33059000 | Preparations for use on the hair, other than shampoos, preparations for permanent waving or straightening & hair lacquer | 555 662           | 5 784 266   | 3 686 529               | 38 463 302  |
| 33061010 | Dentifrices in powders forms & pastes for dental prophylaxis   | 741 536           | 7 702 583   | 1 460 210               | 14 670 877  |
| 33061090 | Dentifrices, other than in powders forms&pastes for dental prophylaxis   | 160 079           | 1 278 713   | 975 547                 | 7 261 255   |
| 33062000 | Yarn used to clean between the teeth (dental floss)  | 1                 | 1 671       | 374                     | 197 013     |
| 33069000 | Prep for oral/dental hygiene, incl denture fixative pastes&powders,in individual retail packages,other than dentifrices  | 45 963            | 469 415     | 128 149                 | 1 381 015   |
| 33071000 | Preshave, shaving or aftershave preparations   | 17 061            | 485 867     | 43 087                  | 927 942     |
| 33072000 | Personal deodorants & antiperspirants  | 123 833           | 1 027 247   | 743 309                 | 4 971 372   |
| 33073000 | Perfumed bath salts & other bath preparations  | -                 | 586         | -                       | 3 957       |
| 33074110 | Agarbatti & other odoriferous prep which operate by burning,Scented powders of a kind used during religious rites        | 97 845            | 953 994     | 97 886                  | 757 602     |
| 33074190 | Agarbatti& other odoriferous prep which operate by burning, oth scented powders of a kind used during religious rites    | 28 681            | 1 140 585   | 95 913                  | 1 373 187   |
| 33074910 | Room perfuming preparations, whether or not having disinfectant properties   | 156 876           | 1 069 383   | 780 925                 | 5 764 347   |
| 33074990 | Deodorising rooms, other than room perfuming preparations, whether or not having disinfectant properties                 | 5 686             | 252 019     | 35 641                  | 1 661 124   |
| 33079030 | Papers & tissues, impregnated or coated with perfume or cosmetics  | 140 682           | 1 493 791   | 262 404                 | 3 702 101   |
| 33079040 | Perfumery or cosmetics, including depilatories, other than HS 3307.10.00-3307.90.31                                      | 9 872             | 472 374     | 18 569                  | 7 481 638   |
| 33079050 | Contact lens or artificial eye solutions   | -                 | 4 795       | -                       | 43 416      |
| 33079090 | Perfumery, cosmetic or toilet preparations, other than HS 3307.10.00-3307.90.50  | 23 604            | 1 645 282   | 196 407                 | 2 811 067   |
| 34011140 | Medicated soap including disinfectant soap   | 2 533 570         | 23 026 797  | 3 306 250               | 31 827 083  |
| 34011150 | Soap for toilet uses including bath soap other than medicated soap   | 12 628 147        | 117 108 590 | 16 580 691              | 151 488 386 |
| 34011160 | Organic surface-active prod&prep for toilet use, of felt/nonwovens,impregnated,coated/covered with soap/detergent        | 5 980             | 149 123     | 11 782                  | 299 989     |
| 34011190 | Organic surface-active products & preparations for toilet use, other than HS 3401.11.60                                  | 413 838           | 6 193 111   | 350 697                 | 5 608 889   |
| 34011910 | Soap&org surf-active products&prep, of felt&nonwovens,impregnated,coated/cover with soap/detergent, not for toilet use   | -                 | 1           | -                       | 1           |
| 34011990 | Soap&org surf-active prod&prep,form of bars,cakes,moulded pieces/shapes,pap,wadding,oth for toilet use incl med products | 2 765 175         | 33 718 486  | 2 056 069               | 22 286 226  |
| 34012020 | Soap chips   | 138 743 790       | 515 667 954 | 27 682 874              | 278 528 837 |
| 34012091 | Soap in other forms of a kind used for flotation deinking of recycled paper, other than soap chips                       | 18 377            | 81 348      | 79 150                  | 186 620     |
| 34012099 | Soap in other forms, other than soap chips & soap of a kind used for flotation deinking of recycled paper                | 3 536 926         | 21 879 411  | 3 124 702               | 28 704 529  |
| 34013000 | Organic surfaceactive products&prep for washing the skin,in the form of liq/cream&put up for retail,contain soap/not     | 1 663 465         | 17 903 865  | 4 630 192               | 51 569 352  |
| 34021110 | Sulphated fatty alcohols, whether or not put up for retail sale  | 1 928 036         | 17 735 324  | 2 652 755               | 25 539 874  |
| 34021140 | Sulphonated alkylbenzene, whether or not put up for retail sale  | 1 988 676         | 17 844 091  | 2 076 342               | 19 251 252  |
| 34021190 | Anionic other than Sulphated fatty alcohols&Sulphonated fatty alcohols including org surf-active agents                  | 1 093 394         | 15 699 861  | 1 319 215               | 24 809 773  |
| 34021200 | Cationic including organic surfaceactive agents, whether or not put up for retail sale                                   | 334 017           | 4 976 326   | 522 437                 | 6 395 062   |

Tabel 3 : Ekspor Indonesia menurut Komoditi ( Kode HS 8 digit )

| Kode H S | Uraian golongan barang   | Oktober 2020      |             |                         |             |
|----------|--|-------------------|-------------|-------------------------|-------------|
|          |  | Berat bersih (Kg) |             | Nilai F.O.B. ( U S \$ ) |             |
|          |  | Bulan ini         | Kumulatif   | Bulan ini               | Kumulatif   |
| (1)      | (2)  | (3)               | (4)         | (5)                     | (6)         |
| 34021310 | Hydroxyl-terminated polybutadiene, whether or not put up for retail sale   | 56 952            | 350 228     | 96 337                  | 660 143     |
| 34021390 | Non-ionic including organic surfaceactive agents, put up for retail sale or not, oth hydroxylterminated polybutadiene    | 143 940           | 1 278 213   | 204 104                 | 1 903 367   |
| 34021910 | Organic surf-active agents,of a kind suit for use in fire-ext prep,other than anionic,cationic&non-ionic                 | 83 180            | 484 564     | 116 376                 | 682 636     |
| 34021990 | Organic surf-active agents,other than anionic,cationic&non-ionic&of a kind suit to use in fire-ext prep                  | 1 250 500         | 8 724 932   | 1 081 088               | 8 967 220   |
| 34022014 | Surface active preparations put up for retail sale in liquid form  | 387 098           | 16 877 779  | 349 551                 | 15 994 595  |
| 34022015 | Washing/cleaning preparation,including bleaching,cleansing/degreasing preparations put up for retail sale in liquid form | 6 061 112         | 45 159 805  | 4 216 908               | 32 658 821  |
| 34022094 | Surface active preparations put up for retail sale other than in liquid form   | 18                | 32 739      | 559                     | 46 067      |
| 34022095 | Washing/cleaning prep,including bleaching,cleansing or degreasing prep put up for retail sale other than in liquid form  | 13 736 071        | 133 091 435 | 10 326 040              | 102 686 356 |
| 34029011 | Anionic wetting agents in liquid form  | 45 200            | 119 808     | 54 143                  | 221 509     |
| 34029012 | Anionic washing or cleaning preparations, including bleaching, cleansing or degreasing preparations in liquid form       | 28 674            | 1 064 704   | 23 895                  | 1 936 662   |
| 34029013 | Washing/cleaning preparations, including bleaching, cleansing/degreasing prep in liquid form other than anionic prep     | 28 108            | 167 847     | 42 387                  | 270 003     |
| 34029014 | Anionic surface active preparations in liquid form other than anionic wetting agents and washing preparations            | 323               | 30 496      | 350                     | 36 756      |
| 34029019 | Surf active prep, wash prep incl aux wash&clean prep,cont soap/not,in liq form, oth than HS34.01, 3402.90.11-14, retail  | 707 981           | 3 079 853   | 1 056 015               | 5 330 316   |
| 34029091 | Anionic wetting agents not in liquid form  | 84 780            | 246 688     | 133 049                 | 398 609     |
| 34029092 | Anionic washing or cleaning reparations,including bleaching,cleansing or degreasing preparations not in liquid form      | 103               | 18 994      | 102                     | 55 392      |
| 34029093 | Washing/cleaning preparations, including bleaching, cleansing/degreasing prep not in liquid form other than anionic prep | 90 658            | 1 069 410   | 105 121                 | 1 163 519   |
| 34029094 | Anionic surface active preparations not in liquid form other than anionic wetting agents and washing preparations        | -                 | 360         | -                       | 364         |
| 34029099 | Surface active prep,wash prep incl aux wash&clean prep,cont soap/not,not in liq form,oth than of 34.01,HS 3402.90.91-.94 | 523 175           | 4 650 122   | 834 198                 | 7 095 243   |
| 34031111 | Liquid lubricating oil prep, for treatm of textile,or oth material, containing petroleum oil/oil from bituminous mineral | 104               | 1 138       | 843                     | 4 182       |
| 34031119 | Prep for treatm of textile/oth material,in liquid form,contain petrol oil/oil from bituminous mineral,oth lubricating    | 209               | 9 006       | 195                     | 4 791       |
| 34031190 | Prep for treatm of textile/oth material, contain petrol oil/oil from bituminous mineral, other than in liquid form       | 15 088            | 79 111      | 38 100                  | 245 875     |
| 34031911 | Lubricating preparations for aircraft engines,contain petroleum oil/oil from bituminous mineral, in liquid form          | -                 | 25          | -                       | 793         |
| 34031912 | Lubricating prep cont. petroleum oil, not for treatment textile material/leather/furskins cont. silicone oil in liquid   | -                 | 380         | -                       | 152         |
| 34031919 | Lubricate prep cont petrol oil not for treatment textile/leather/furskin/aircraft engine not cont silicone oil in liquid | 509               | 108 290     | 3 940                   | 307 181     |
| 34031990 | Lubricating preparation containing petroleum oil not for treatment textile material/leather/furskins, not in liquid form | 443               | 70 805      | 4 035                   | 200 434     |
| 34039111 | Lubricating preparation contain silicone oil-for treatment of textile/leather/furskins,not contain petrol,in liquid form | -                 | 2 663       | -                       | 41 830      |
| 34039119 | Lubricating prep for treatment of textile/leather/furskins, not contain petrol, in liquid form, o.t contain silicone oil | -                 | 104 284     | -                       | 98 926      |
| 34039190 | Lubricating prep for treatment of textile/leather/furskins, not contain petrol, other than in liquid form                | 15 750            | 318 833     | 17 203                  | 478 358     |
| 34039911 | Lubricating preparations for aircraft engines, not contain petroleum oil/oil from bituminous mineral, in liquid form     | -                 | 22          | -                       | 531         |

Tabel 3 : Ekspor Indonesia menurut Komoditi ( Kode HS 8 digit )

|          |   | Oktober 2020      |            |                         |            |
|----------|---|-------------------|------------|-------------------------|------------|
| Kode H S | Uraian golongan barang  | Berat bersih (Kg) |            | Nilai F.O.B. ( U S \$ ) |            |
|          |   | Bulan ini         | Kumulatif  | Bulan ini               | Kumulatif  |
| (1)      | (2)   | (3)               | (4)        | (5)                     | (6)        |
| 34039912 | Lubricating prep contain silicone oil not for treatment of textile/leather/furskins,not contain petrol,in liquid form   | -                 | 500        | -                       | 3 600      |
| 34039919 | Lubricating prep not cont petrol,not for treatment of textile/leather/furskins/aircraft,not cont silicone oil,in liquid | 2 472             | 13 735     | 5 452                   | 19 959     |
| 34039990 | Lubricating preparations,not containing petroleum oil,not for treatment of textile/leather/furskins, not in liquid form | 174 816           | 1 318 612  | 316 719                 | 2 138 619  |
| 34042000 | Waxes; artificial and prepared, of poly(oxyethylene) (polyethylene glycol)  | 10                | 45 280     | 220                     | 158 317    |
| 34049010 | Waxes; artificial and prepared, of lignite chemically modified, other than poly (oxyethylene) (polyethylene glycol)     | 66                | 393        | 204                     | 868        |
| 34049090 | Artificial waxes & prepared waxes, other than HS 3404.20.00-3404.90.10  | 6 673 441         | 56 691 590 | 7 395 424               | 58 754 691 |
| 34051000 | Polishes, creams & similar preparations for footwear or leather   | 27 035            | 366 576    | 127 606                 | 1 623 862  |
| 34052000 | Polishes, creams & similar preparations for the maintenance of wooden furniture, floors or other woodwork               | 2 925             | 16 960     | 8 000                   | 68 073     |
| 34053000 | Polishes & similar preparations for coachwork, other than metal polishes  | -                 | 1 524      | -                       | 35 832     |
| 34054020 | Scouring pastes & powders & other scouring preparations, in packaging of a net weight not exceeding 1 kg                | 10 320            | 176 592    | 5 231                   | 106 588    |
| 34054090 | Scouring pastes & powders & other scouring preparations, in packaging of a net weight exceeding 1 kg                    | 26                | 15 882     | 89                      | 47 357     |
| 34059010 | Metal polishes  | 3 148             | 21 512     | 4 007                   | 87 213     |
| 34059090 | Polishes&creams,scouring pastes&powders&similar preparations,excluding waxes of HS 34.04,oth HS 3405.10.00-3405.90.10   | 15                | 36 119     | 430                     | 28 666     |
| 34060000 | Candles, tapers and the like  | 223 659           | 1 480 792  | 629 811                 | 3 420 419  |
| 34070010 | Modelling pastes, including those put up for children&Es amusement  | 1 016             | 2 488      | 3 010                   | 130 738    |
| 34070020 | Prep known as dental wax/dental impression compounds,in set,for retail/in plate,horseshoe shapes,stick/similar forms    | -                 | 19         | -                       | 992        |
| 34070030 | Preparations for use in dentistry, with a basis of plaster (of calcined gypsum or calcium sulphate)                     | -                 | 76         | -                       | 1 600      |
| 35011000 | Casein  | -                 | 1 260      | -                       | 4 469      |
| 35019020 | Casein glues  | -                 | 60         | -                       | 1 860      |
| 35021100 | Albumins; egg albumin, dried  | -                 | 1 500      | -                       | 11 553     |
| 35022000 | Milk albumin, including concentrates of two or more whey proteins   | 240               | 1 140      | 98                      | 1 050      |
| 35030019 | Glues; other than fish glue   | 301               | 5 986      | 2 534                   | 17 020     |
| 35030049 | Gelatin & gelatin derivatives oth in powder form with a bloating level of A250 or B230 or higher on the Bloom scale     | -                 | 4          | -                       | 63         |
| 35040000 | Peptones & their deriv, oth protein substances & their deriv,not specified or included,hide powder,chromed or not.      | 56 265            | 1 234 727  | 122 233                 | 634 835    |
| 35051010 | Dextrins, soluble or roasted starches   | 34 025            | 130 920    | 17 559                  | 113 717    |
| 35051090 | Dextrins, other than soluble or roasted starches  | 713 321           | 5 052 078  | 873 517                 | 6 633 462  |
| 35052000 | Glues, based on starches, or on dextrins or other modified starches   | 78                | 18 888     | 1 422                   | 56 190     |
| 35061000 | Products suitable for use as glues or adhesives, put up for retail sale as glues or adhesives, net weight <= 1 kg       | 173 910           | 1 973 392  | 1 097 627               | 12 662 687 |
| 35069100 | Adhesives based on polymers of headings 39.01 to 39.13 or on rubber   | 640 818           | 7 731 095  | 1 480 622               | 17 943 325 |
| 35069900 | Glues and other adhesives; prepared, n.e.c. in heading no. 3506, not exceeding a net weight of 1kg                      | 250 749           | 2 219 411  | 349 143                 | 4 096 678  |
| 35079000 | Enzymes; other than rennet & concentrates thereof   | 47 631            | 544 819    | 670 781                 | 5 691 839  |
| 36020000 | Prepared explosives, other than propellant powders  | -                 | 215 000    | -                       | 505 680    |
| 36030090 | Safety fuses; other than semifuses, elemented caps, signal tubes, safety fuses, detonating fuses                        | -                 | 28         | -                       | 707        |
| 36049030 | Signalling flares or rockets  | -                 | 25         | -                       | 2 653      |
| 36049090 | Pyrotechnic products; n.e.c. in heading 36.04   | -                 | 38 578     | -                       | 111 472    |
| 36050000 | Matches, other than pyrotechnic articles of heading 36.04   | 360 104           | 5 161 211  | 433 728                 | 6 895 494  |
| 36069090 | Ferro-cerium & other pyrophoric alloys in all forms, article of combustible material, other than HS 36069010 - 36069090 | -                 | 16 039     | -                       | 52 340     |



Tabel 3 : Ekspor Indonesia menurut Komoditi ( Kode HS 8 digit )

|          |  | Oktober 2020      |            |                         |            |
|----------|--|-------------------|------------|-------------------------|------------|
| Kode H S | Uraian golongan barang   | Berat bersih (Kg) |            | Nilai F.O.B. ( U S \$ ) |            |
|          |  | Bulan ini         | Kumulatif  | Bulan ini               | Kumulatif  |
| (1)      | (2)  | (3)               | (4)        | (5)                     | (6)        |
| 37011000 | Photographic plates&film; for x-ray, in the flat, sensitised, unexposed, of any material oth paper, paperboard/textiles  | -                 | 1          | -                       | 27         |
| 37012000 | Photographic plates and film; Instant print film   | 2 235             | 8 650      | 131 977                 | 615 719    |
| 37013000 | Photographic plates and film; in the flat, sensitised, unexposed, with any side exceeding 225mm                          | 101               | 2 693      | 149                     | 47 405     |
| 37019190 | For colour photography (polychrome) not suitable for use in the printing industry  | -                 | 2          | -                       | 1          |
| 37019990 | Photographic plates and film in the flat, oth colour photography, not suitable for use in the printing industry          | -                 | 329        | -                       | 9 250      |
| 37021000 | Photographic film; for x-rays, in rolls, sensitised and unexposed (other than of paper, paperboard or textiles)          | -                 | 205        | -                       | 1 455      |
| 37031090 | Photographic paper,paperboard & textiles,sensitised,unexposed n rolls of a width > 610 mm but exceeding 1,000 mm         | 1 450             | 3 401      | 844                     | 6 446      |
| 37032000 | Photographic paper,paperboard & textiles,sensitised,unexposed, for colour photography (polychrome)                       | -                 | 2          | -                       | 3          |
| 37039000 | Photographic paper, paperboard & textiles; (for o.t colour photography&in rolls of a width >610mm), sensitised,unexposed | 1 886             | 18 060     | 2 703                   | 38 490     |
| 37040010 | X-ray plates or film   | 110               | 491        | 745                     | 3 842      |
| 37050090 | Photographic plates & film, exposed & developed, other than cinematographic film, other than X-ray & microfilm           | 106               | 321        | 6 626                   | 11 356     |
| 37069090 | Cinematographic film, exposed & developed of a width less than 35 mm, n.e.c HS 3706.90.10 - 3706.90.40                   | -                 | 6          | -                       | 997        |
| 37071000 | Sensitising emulsions  | -                 | 12         | -                       | 182        |
| 37079090 | Chemical preparations for photographic uses; other than flashlight materials not sensitising emulsions                   | 6 310             | 37 885     | 83 386                  | 591 555    |
| 38011000 | Artificial graphite  | 5 863             | 25 272     | 10 949                  | 63 572     |
| 38019000 | Preparations based on graphite/other carbon,blocks,plates/oth semi-manufactures,Oth than HS 38011000-38013000            | -                 | 7          | -                       | 83         |
| 38021000 | Activated carbon   | 2 129 552         | 23 281 454 | 3 294 977               | 34 518 107 |
| 38029010 | Activated bauxite  | 2 600             | 26 600     | 2 158                   | 10 078     |
| 38029020 | Activated clays or activated earths  | 10 467 900        | 95 370 451 | 2 589 763               | 26 872 521 |
| 38029090 | Activated carbon,animal black, including spent animal black, o.t activated bauxite, activated clays or activated earths  | 987 815           | 11 660 263 | 149 784                 | 1 716 741  |
| 38040090 | Resid lyes from the manufact of wood pulp,Oth than concentrate sulphite lye&Calc lignin sulphonat binder                 | -                 | 4 707      | -                       | 9 069      |
| 38051000 | Gum, wood or sulphate turpentine oils  | 1 850 900         | 17 226 665 | 3 931 740               | 32 948 465 |
| 38059000 | Terpenic oil;produce treatment coniferous wood, crude dipentene, sulphite turpentine&oth crude para-cymene,nec head 3805 | 60 180            | 458 080    | 148 585                 | 854 745    |
| 38061000 | Rosin & resin acids  | 10 191 575        | 69 429 243 | 10 385 982              | 66 808 951 |
| 38063090 | Ester gums other than in blocks  | 14 000            | 328 170    | 20 680                  | 523 330    |
| 38069090 | Rosin spirit and rosin oils, n.e.c. HS 3806.10.00-3806.90.10, rum gums other than in blokcks                             | -                 | 39 103     | -                       | 58 345     |
| 38070000 | Wood of (tar; tar oils; creosote; naphtha); vegetable; brewers'(pitch) & similar preparations based on rosin, resin acid | 136               | 475        | 376                     | 589        |
| 38085210 | DDT, in packing w <= 300 g, Wood preservatives, being preparations oth than surface coatings, cont insecticid/fungicid   | -                 | 7 078      | -                       | 16 025     |
| 38085290 | DDT, in packing w<=300 g, o.t wood preservatives, being preparations oth than surface coatings, cont insecticid/fungicid | 4 000             | 9 500      | 1 000                   | 7 384      |
| 38085910 | Insecticides   | 165 855           | 2 022 755  | 220 868                 | 8 952 372  |
| 38085921 | Fungicides, in aerosol containers  | 1 091             | 82 791     | 4 390                   | 325 272    |
| 38085929 | Fungicides, other than in aerosol containers   | 700               | 6 345      | 1 212                   | 10 506     |
| 38085931 | Herbicides, in aerosol containers  | -                 | 1 164      | -                       | 1 120      |
| 38085939 | Herbicides,other than in aerosol containers  | 162               | 12 164     | 451                     | 48 738     |
| 38085940 | Herbicides, Antisprouting products   | -                 | 36         | -                       | 36         |

Tabel 3 : Ekspor Indonesia menurut Komoditi ( Kode HS 8 digit )

|          |  | Oktober 2020      |            |                         |            |
|----------|--|-------------------|------------|-------------------------|------------|
| Kode H S | Uraian golongan barang   | Berat bersih (Kg) |            | Nilai F.O.B. ( U S \$ ) |            |
|          |  | Bulan ini         | Kumulatif  | Bulan ini               | Kumulatif  |
| (1)      | (2)  | (3)               | (4)        | (5)                     | (6)        |
| 38085950 | Herbicides, Plantgrowth regulators   | 6 130             | 11 251     | 27 957                  | 51 400     |
| 38085960 | Herbicides, Disinfectants  | 103 543           | 1 898 174  | 169 595                 | 3 688 744  |
| 38086110 | Goods specified in Subhead Note 2 to this Chap,Mosquito repellent coils,in packings of a net weight content <= 300 g     | 454 332           | 1 235 286  | 391 332                 | 1 040 670  |
| 38086120 | Goods specified in Subhead Note 2 to this Chap,Mosquito repellent mats, in packings of a net weight content <= 300 g     | -                 | 75 302     | -                       | 1 686 094  |
| 38086130 | Goods specified in Subhead Note 2 to this Chap,In aerosol cans, in packings of a net weight content <= 300 g             | 313               | 32 271     | 1 564                   | 101 557    |
| 38086140 | Goods specified in Subhead Note 2 to this Chap,In liquid form,in pack of net weight content<= 300g                       | -                 | 13 916     | -                       | 314 915    |
| 38086150 | Goods specified in Subhead Note 2 to this Chap,having deodorising function,in pack, w<= 300g                             | -                 | 3 018      | -                       | 14 809     |
| 38086190 | Good specifd in Subhead Note 2 to this Chapt,in packing of a net weight <= 300 g, n.e.c. HS 3808.61.10 - 3808.61.50      | 45 695            | 110 586    | 1 213 500               | 1 999 319  |
| 38086210 | Powder for moulding into mosquito coils,in packings of a net weight content exceeding 300 g but not exceeding 7.5kg,     | -                 | 1          | -                       | 1          |
| 38086220 | Mosquito repellent coils, in packings of a net weight content exceeding 300 g but not exceeding 7.5 kg                   | 287 231           | 1 303 025  | 245 557                 | 1 177 959  |
| 38086230 | Mosquito repellent mats, in packings of a net weight content exceeding 300 g but not exceeding 7.5 kg                    | -                 | 438        | -                       | 5 733      |
| 38086240 | Aerosol cans, in packings of a net weight content exceeding 300 g but not exceeding 7.5 kg                               | 3 113             | 575 768    | 8 024                   | 1 550 937  |
| 38086250 | Liquid form, in packings of a net weight content exceeding 300 g but not exceeding 7.5 kg                                | 28 889            | 156 267    | 185 513                 | 1 192 029  |
| 38086290 | Good specifd in Subhead Note 2 this Chapt,packings of a net weight content >300g but<=7.5kg,Oththan HS38086210-38086250  | 55 701            | 513 059    | 981 703                 | 5 347 185  |
| 38086910 | Powder for moulding into mosquito coils, in packings of a net weight content <=300g but>7.5kg                            | 100               | 749        | 137                     | 1 065      |
| 38086990 | Moulding into mosquito coils other than powder, in packings of a net weight content > 7.5 kg                             | 189 549           | 529 469    | 987 534                 | 3 174 307  |
| 38089110 | Insecticid; oth contain goods in SubheadNote 1&2; Intermediate preparat contain 2-(methylpropyl-phenol methylcarbamate)  | -                 | 62 131     | -                       | 258 335    |
| 38089120 | Insecticides; other than containing goods specified in Subhead Notes 1 & 2; powder for moulding into mosquito coil       | 1 000             | 606 128    | 800                     | 1 708 747  |
| 38089130 | Insecticides; other than containing goods specified in Subheading Notes 1 & 2 to this Chapter; In aerosol containers     | 26 587            | 347 608    | 126 656                 | 1 218 502  |
| 38089140 | Insecticides; other than containing goods specified in Subheading Notes 1 & 2 to this Chapter; Mosquito repellent coils  | 1 739 847         | 21 030 834 | 1 978 819               | 24 363 080 |
| 38089150 | Insecticides; other than containing goods specified in Subheading Notes 1 & 2 to this Chapter; Mosquito repellent mats   | 12 473            | 51 915     | 122 214                 | 466 391    |
| 38089190 | Insecticides; other than containing goods specified in Subheading Notes 1 & 2 to this Chapter; n.e.c. HS 380891.10-50    | 943 512           | 9 274 116  | 9 347 959               | 85 083 205 |
| 38089219 | Fungicides; oth than contain goods spec in Subhead Note 1 to this Chapter;In aerosol contain; with Validamycin > 3 %     | 104 800           | 1 004 824  | 626 152                 | 6 314 686  |
| 38089290 | Fungicides; oth than contain goods spec in Subhead Note 1 to this Chapter; n.e.c. HS 3808.92.11-3808.92.19               | 142 090           | 1 093 055  | 2 022 067               | 12 184 098 |
| 38089319 | Herbicides; oth than containing goods specified in Subheading Notes 1&2 to this Chapter; oth than In aerosol containers  | 321 621           | 6 352 392  | 2 240 917               | 44 247 354 |
| 38089320 | Herbicides; oth than containing goods specified in Subheading Notes 1&2 to this Chapter; Anti-sprouting products         | -                 | 17 005     | -                       | 41 627     |
| 38089330 | Herbicides; oth than containing goods specified in Subheading Notes 1&2 to this Chapter; Plant-growth regulators         | 5 212             | 94 878     | 42 270                  | 1 101 532  |
| 38089410 | Disinfectant; oth than contain goods specified in Subhead Notes 1&2 to this Chapter;contain mix of coal tar acid&alkalis | -                 | 249        | -                       | 1 289      |
| 38089420 | Disinfectants; not contain mix of coal tar acid&alkalis, in aerosol containers   | -                 | 5 034      | -                       | 22 420     |

Tabel 3 : Ekspor Indonesia menurut Komoditi ( Kode HS 8 digit )

|          |  | Oktober 2020      |            |                         |            |
|----------|--|-------------------|------------|-------------------------|------------|
| Kode H S | Uraian golongan barang   | Berat bersih (Kg) |            | Nilai F.O.B. ( U S \$ ) |            |
|          |  | Bulan ini         | Kumulatif  | Bulan ini               | Kumulatif  |
| (1)      | (2)  | (3)               | (4)        | (5)                     | (6)        |
| 38089490 | Disinfectants; other than contain mix of coal tar acid&alkalis, other than in aerosol containers                         | 94 525            | 684 239    | 217 664                 | 1 246 579  |
| 38089910 | Wood preservatives, containing insecticides or fungicides  | -                 | 614        | -                       | 398        |
| 38089990 | Rodenticide & oth similar prod; o.t contain good, n.e.c. HS 3808.52.10-3808.99.10  | 609 012           | 4 160 457  | 1 139 317               | 9 626 100  |
| 38091000 | Finishing agents&dye carriers; to accelerate dyeing or fixing of dye-stuffs, with basis of amylaceous substances         | -                 | 1          | -                       | 5          |
| 38099110 | Base of amylaceous substances, of kind used in the textile or like industries, softening agents                          | 1 329 680         | 11 479 189 | 1 330 065               | 10 553 020 |
| 38099190 | Base of amylaceous substances, of kind used in the textile or like industries, other than softening agents               | 1 277 850         | 10 136 448 | 1 746 438               | 15 656 954 |
| 38099200 | Base of amylaceous substances, of kind used in the paper or like industries, other than softening agents                 | 1 067 271         | 8 688 467  | 805 609                 | 6 846 756  |
| 38099300 | Finishing agent&dye carrier; to accelerate dyeing/fixing dye-stuff, oth prod&preparation, used in leather/like industry  | 56 417            | 345 141    | 147 535                 | 608 891    |
| 38109000 | Fluxes&oth auxiliary preparation; for soldering, brazing/welding, or prep use as cores/coat for welding electrodes/rods  | 29 234            | 638 747    | 36 599                  | 940 873    |
| 38111900 | Anti-knock preparations; other than those based on lead compounds  | 73 528            | 498 446    | 166 412                 | 1 031 361  |
| 38112110 | Lubricating oil additives; containing petroleum oils or oils obtained from bituminous minerals, put up for retail sale   | -                 | 1 873      | -                       | 17 603     |
| 38112190 | Lubricating oil additives; containing petroleum oils or oils obtained from bituminous minerals, not for retail sale      | 3 880             | 119 235    | 31 806                  | 409 066    |
| 38112900 | Lubricating oil additives; not containing petroleum oils or oils obtained from bituminous minerals                       | 2 468             | 37 716     | 20 264                  | 150 247    |
| 38119010 | Oxidation and gum inhibitors, viscosity improvers, anti-corrosive preparation, rust preventatives or corrosion inhibitor | 51 289            | 249 555    | 73 536                  | 398 680    |
| 38119090 | Oxidation&gum inhibitor, viscosity improver, anti-corrosive prep, oth prep additive mineral oil/liquid, nec in head 3811 | 3 458             | 120 553    | 64 860                  | 715 742    |
| 38121000 | Rubber accelerators; prepared  | 25 492            | 172 586    | 36 514                  | 327 327    |
| 38122000 | Plasticisers, compound; for rubber or plastics   | 589               | 59 321     | 2 227                   | 77 172     |
| 38123100 | Anti-oxidise prepar&oth compound stabiliser;for rubber/plastic, mix of oligomer of 2,2,4-trimethyl-1,2-dihydroquinoline  | -                 | 66 500     | -                       | 180 037    |
| 38123900 | Anti-oxidising preparations and other compound stabilisers; for rubber or plastics, other than 3812.31.00                | 592 402           | 4 334 142  | 2 474 364               | 20 002 647 |
| 38130000 | Fire-extinguishers; preparations and charges and charged fire-extinguishing grenades                                     | -                 | 60 156     | -                       | 451 482    |
| 38140000 | Organic composite solvents & thinners, not elsewhere specified or included, prepared paint or varnish removers.          | 139 554           | 933 969    | 286 926                 | 2 200 524  |
| 38151100 | Catalyst,support;reaction initiator/accelerator&catalytic prep,with nickel/nickel compound as the active substance       | 1                 | 474 217    | 1                       | 1 395 097  |
| 38151200 | Catalyst,support;reaction initiator/accelerator&catalytic prep,with precious metal or compounds as the active substance  | 14 091            | 287 238    | 6 432 183               | 65 460 302 |
| 38151900 | The supported catalysts, other than HS 3815.11.00 - 3815.12.00   | 226 433           | 886 450    | 325 692                 | 983 064    |
| 38159000 | Reaction initiators, reaction accelerators and catalytic preparations, unsupported, n.e.c. or included                   | 26 814            | 803 430    | 119 660                 | 6 434 266  |
| 38160010 | Refractory cements, other than products of heading no. 3801  | 17 775            | 542 191    | 28 189                  | 821 128    |
| 38160090 | Mortars, concretes & similar compositions, other than products of heading 38.01.   | 27 650            | 544 451    | 3 078                   | 131 430    |
| 38170000 | Mixed alkylbenzenes & mixed alkyl-naphthalenes, other than those of heading 27.07 or 29.02.                              | 2 213 050         | 25 135 205 | 2 319 337               | 27 502 675 |
| 38180000 | Chemical elementsDopedFor use in electronics, inDiscsForm, wafer/similarForm, chemicalCompoundDopedFor use in electronic | 12 504            | 144 787    | 3 006 186               | 29 709 845 |
| 38190000 | Hydraulic brake fluid&oth prep liquid hydraulic transmission nor contain<=70% weight petrol oil/obtain bitumin mineral   | 142               | 336 525    | 55                      | 490 035    |
| 38200000 | Anti-freezing preparations & prepared de-icing fluids.   | 220 609           | 1 237 522  | 293 292                 | 1 688 542  |

Tabel 3 : Ekspor Indonesia menurut Komoditi ( Kode HS 8 digit )

|          |   | Oktober 2020      |             |                         |             |
|----------|---|-------------------|-------------|-------------------------|-------------|
| Kode H S | Uraian golongan barang  | Berat bersih (Kg) |             | Nilai F.O.B. ( U S \$ ) |             |
|          |   | Bulan ini         | Kumulatif   | Bulan ini               | Kumulatif   |
| (1)      | (2)   | (3)               | (4)         | (5)                     | (6)         |
| 38210010 | Prepared culture media for the development of microorganisms  | 18                | 246         | 9 958                   | 10 054      |
| 38210090 | Prepared culture media for the development of plant, human or animal cells  | 11                | 13 312      | 4 758                   | 45 187      |
| 38220010 | Plates, sheets, film, foil & strip of plastics impregnated or coated with diagnostic reagents or laboratory               | 76                | 13 289      | 3 391                   | 69 003      |
| 38220020 | Paperboard, cellulose wadding & web of cellulose fibres impregnated or coated with diagnostic reagents or laboratory      | -                 | 939         | -                       | 11 764      |
| 38220030 | Sterilisation indicator strips & tapes  | -                 | 1 661       | -                       | 5 245       |
| 38220090 | Diagnostic/laboratory reagents on a backing prepared diagnostic/laboratory reagents, n.e.c. HS 3822.00.10 - 3822.00.30    | 10 541            | 106 098     | 17 521                  | 646 957     |
| 38231100 | Industrial monocarboxylic fatty acids, acid oils from refining: stearic acid  | 59 322 436        | 504 702 085 | 48 071 607              | 388 519 634 |
| 38231200 | Industrial monocarboxylic fatty acids, acid oils from refining: oleic acid  | 9 625 847         | 78 039 115  | 8 753 270               | 68 144 292  |
| 38231300 | Industrial monocarboxylic fatty acids, acid oils from refining: Tall oil fatty acids                                      | 20                | 197 623     | 5                       | 152 164     |
| 38231910 | Industrial monocarboxylic fatty acids: acid oils from refining  | 51 274 483        | 357 908 859 | 28 260 331              | 214 718 318 |
| 38231920 | Industrial monocarboxylic fatty acids: palm fatty acid distillate   | 82 043 625        | 911 281 364 | 52 321 854              | 530 071 484 |
| 38231930 | Industrial monocarboxylic fatty acids: palm kernel fatty acid distillate  | 8 075 308         | 79 714 461  | 4 583 950               | 42 783 595  |
| 38231990 | Industrial monocarboxylic fatty acids, acid oils from refining, other than HS 3823.11.00 - 3823.19.30                     | 61 711 717        | 575 284 684 | 45 394 932              | 424 627 179 |
| 38237010 | Industrial fatty alcohols, in the form of wax   | 597 982           | 5 336 969   | 728 823                 | 6 286 178   |
| 38237090 | Industrial fatty alcohols other than in the form of wax   | 54 514 562        | 576 065 176 | 57 236 982              | 615 450 501 |
| 38241000 | Prepared binders for foundry moulds or cores  | 230 799           | 2 060 551   | 187 470                 | 1 543 648   |
| 38243000 | Non-agglomerated metal carbides mixed together or with metallic binders   | -                 | 110         | -                       | 1 408       |
| 38244000 | Prepared additives for cements, mortars or concretes  | 829 887           | 10 000 482  | 509 041                 | 6 558 684   |
| 38245000 | Non-refractory mortars & concretes  | 123 852           | 2 267 937   | 71 103                  | 1 102 329   |
| 38246000 | Sorbitol other than that of subheading 2905.44  | 4 022 344         | 42 140 474  | 2 114 305               | 22 391 956  |
| 38247190 | Mix halogenated drvtv;CFCs whtr/not HCFs,PFCs,HFCs;trnsformer&circuit breaker oils>=70% petroleum/oils bituminous mineral | 24                | 2 709       | 305                     | 6 111       |
| 38247490 | Mix halogenated drvtv;HCFCs,whthr/not PFCs,not CFCs;transformer&circuit breaker oils,>70% petroleum/of oils bituminous    | -                 | 1           | -                       | 3           |
| 38247800 | Mixtures halogenated derivatives of methane, ethane or propane; containing PFCs or HFCs, but not containing CFCs/ HCFCs   | -                 | 100         | -                       | 2 294       |
| 38247900 | Mixtures containing halogenated derivatives of methane, ethane or propane; n.e.c. HS 3824.71 - 3824.78                    | 264               | 10 570      | 1 862                   | 48 311      |
| 38248200 | Goods specified in Subheading Note 3 to this Chapter, containing PCBs, PCTs or polybrominated biphenyls (PBBs)            | -                 | 1           | -                       | 377         |
| 38249100 | Mixtures & preparations consisting mainly of methyl methyl methylphosphonate & bis methylphosphonate                      | 1                 | 27 639      | 15                      | 65 853      |
| 38249910 | Ink removers, stencil correctors, other correcting fluids & correction tapes(o.t head 96.12), packings for retail sale    | 2 806             | 96 635      | 20 775                  | 632 570     |
| 38249930 | Copying pastes with a basis of gelatin, whether presented in bulk/ ready for use (i.e: on a paper or textile backing)     | 960               | 12 462      | 1 814                   | 104 537     |
| 38249940 | Chemical products & preparations of the chemical or allied industries; composite inorganic solvents                       | 93 440            | 1 124 067   | 216 695                 | 2 933 038   |
| 38249950 | Chemical products & preparations of the chemical or allied industries; acetone oil  | 28 516            | 317 718     | 33 465                  | 343 797     |
| 38249960 | Chemical products &preparations of the chemical or allied industries; chemical preparations contain monosodium glutamate  | 320 601           | 3 653 442   | 505 221                 | 5 682 024   |
| 38249970 | Chemical product&prep of the chemical/allied industries; other chemical prep, of used in the manufacture of foodstuff     | 824 320           | 7 186 490   | 1 738 442               | 15 348 299  |

Tabel 3 : Ekspor Indonesia menurut Komoditi ( Kode HS 8 digit )

|          |  | Oktober 2020      |             |                         |             |
|----------|--|-------------------|-------------|-------------------------|-------------|
| Kode H S | Uraian golongan barang   | Berat bersih (Kg) |             | Nilai F.O.B. ( U S \$ ) |             |
|          |  | Bulan ini         | Kumulatif   | Bulan ini               | Kumulatif   |
| (1)      | (2)  | (3)               | (4)         | (5)                     | (6)         |
| 38249991 | Chemical products & preparations of chemical/allied industries; naphthenic acids, their water insoluble salts & their esters | 6 526 712         | 47 292 345  | 6 850 796               | 46 100 973  |
| 38249999 | Prepared binders for foundry moulds/cores; chemical product & prep of chemical/allied industry; o.t HS 3824.10.00-3824.99.91 | 3 440 411         | 25 404 080  | 1 514 909               | 11 127 211  |
| 38252000 | Residual products of the chemical or allied industries, not elsewhere specified or included: sewage sludge                   | -                 | 35 060      | -                       | 10 887      |
| 38253010 | Clinical waste: syringes, needles, cannulae & the like   | -                 | 5           | -                       | 50          |
| 38253090 | Clinical waste: other than syringes, needles, cannulae & the like  | -                 | 10 906      | -                       | 19 377      |
| 38256900 | Residual products ; other wastes from chemical or allied industries; other than mainly containing organic constituents       | 3 677 927         | 29 583 120  | 3 678                   | 36 838      |
| 38259000 | Residual products of the chemical/allied industries, not elsewhere specified/included; n.e.c. HS 3825.10.00 - 3825.69.00     | 963 050           | 1 848 092   | 1 064                   | 1 732       |
| 38260021 | Biodiesel, not containing petroleum oil; Palm Methyl Ester, with ester alkyl content >=96.5 % but < 98 %                     | 3 000 000         | 10 999 767  | 2 355 000               | 7 867 949   |
| 38260022 | Biodiesel, not containing petroleum oil; Palm Methyl Ester with ester alkyl content > 98 %                                   | -                 | 10 214 920  | -                       | 7 452 664   |
| 38260090 | Biodiesel & mixtures thereof, containing <70 % by weight of petroleum oils or oils obtained from bituminous minerals.        | 200 000           | 2 693 378   | 98 000                  | 1 108 939   |
| 39011012 | Ethylene polymers, polyethylene w/ specific gravity of < 0.94, in liquid/paste form, Linear Low Density Polyethylene (LLDPE) | 435 000           | 909 500     | 266 235                 | 557 575     |
| 39011019 | Ethylene polymers, polyethylene w/ specific gravity of <0.94, in liquid/paste form, oth Linear Low-Density Polyethylene      | 282 537           | 4 526 633   | 547 385                 | 7 784 202   |
| 39011092 | Ethylene polymers, polyethylene w/ specific gravity of <0.94, oth in liquid/paste form, Linear Low-Density Polyethylene      | 23 593 500        | 176 369 950 | 21 093 672              | 141 123 325 |
| 39011099 | Ethylene polymers, polyethylene w/ specific gravity of <0.94, oth in liquid/paste form, oth Linear Low-Density Polyethylene  | 278 510           | 4 293 132   | 330 188                 | 4 219 983   |
| 39012000 | Ethylene polymers; in primary forms, polyethylene having a specific gravity of 0.94 or more                                  | 13 590 552        | 112 617 755 | 12 663 143              | 92 844 853  |
| 39013000 | Ethylene polymers; in primary forms, Ethylene-vinyl acetate copolymers   | 177 711           | 1 409 858   | 134 388                 | 1 537 319   |
| 39014000 | Ethylene polymers; in primary forms, Ethylene-alpha-olefin copolymers, having a specific gravity of less than 0.94           | 10 861 010        | 70 437 500  | 6 069 043               | 39 754 714  |
| 39019090 | Ethylene polymers; in primary forms, other than 3901.10 - 3901.40, other than in dispersion                                  | 2 805 765         | 22 651 373  | 2 066 896               | 16 586 768  |
| 39021030 | Propylene, other olefin polymers, polypropylene in primary forms, in dispersion  | 2 500             | 2 501       | 40 003                  | 40 013      |
| 39021040 | Propylene, other olefin polymers, polypropylene in primary forms, in granules, pellets, beads, flakes, chips & similar forms | 22 144 175        | 102 124 659 | 21 485 213              | 90 110 942  |
| 39021090 | Propylene, other olefin polymers, polypropylene in primary forms, other than HS 3902.10.30 - 3902.10.40                      | 1 392 909         | 7 099 524   | 796 356                 | 4 534 331   |
| 39022000 | Propylene, other olefin polymers, Polyisobutylene, in primary forms  | 112               | 20 462      | 632                     | 41 146      |
| 39023030 | Propylene, other olefin polymers, Propylene copolymers, in the form of liquids or pastes                                     | 260               | 1 194       | 1 148                   | 4 847       |
| 39023090 | Propylene, other olefin polymers, Propylene copolymers, other than in the form of liquids or pastes                          | 496 878           | 5 112 646   | 583 037                 | 5 218 052   |
| 39029010 | Propylene, oth olefin polymers, oth HS 3902.10 - 3902.30, chlorinated polypropylene suitable in printing ink formulation     | 2 256             | 14 317      | 3 181                   | 28 794      |
| 39029090 | Propylene, oth olefin polymers, oth HS 3902.10-3902.30, oth chlorinated polypropylene suitable in printing ink formulation   | 29 039            | 363 240     | 70 716                  | 572 625     |
| 39031110 | Styrene polymers, expansible polystyrene, in primary forms, in the form of granules  | 29 700            | 153 533     | 85 746                  | 324 416     |
| 39031190 | Styrene polymers, expansible polystyrene, in primary forms, other than in the form of granules                               | 59                | 53 602      | 1 664                   | 67 302      |
| 39031910 | Styrene polymers, other than expansible polystyrene, in primary forms, in dispersion   | 618 860           | 3 937 217   | 194 353                 | 2 028 022   |

Tabel 3 : Ekspor Indonesia menurut Komoditi ( Kode HS 8 digit )

|          |   | Oktober 2020      |             |                         |             |
|----------|---|-------------------|-------------|-------------------------|-------------|
| Kode H S | Uraian golongan barang  | Berat bersih (Kg) |             | Nilai F.O.B. ( U S \$ ) |             |
|          |   | Bulan ini         | Kumulatif   | Bulan ini               | Kumulatif   |
| (1)      | (2)   | (3)               | (4)         | (5)                     | (6)         |
| 39031920 | Styrene polymers, oth than expansible polystyrene,in primary forms,in granules,pellets,beads,flakes,chips&similar forms   | 238 470           | 1 913 460   | 233 178                 | 1 616 914   |
| 39031990 | Styrene polymers, other than expansible polystyrene, in primary forms, other than HS 3903.19.10 - 3903.19.20              | 1 928 710         | 20 472 734  | 1 072 456               | 13 819 130  |
| 39032050 | Styrene polymers, styrene-acrylonitrile (SAN) copolymers, in primary forms, in non-aqueous dispersion                     | -                 | 1 600       | -                       | 3 104       |
| 39032090 | Styrene polymers, styrene-acrylonitrile (SAN) copolymers, in primary forms, other than in aqueous& non-aqueous dispersion | 61 000            | 195 625     | 46 970                  | 153 296     |
| 39033040 | Styrene polymers, acrylonitrile-butadiene-styrene (ABS) copolymers, in primary forms, in aqueous dispersion               | 10 200            | 106 950     | 9 411                   | 101 385     |
| 39033060 | Styrene polymers, acrylonitrile-butadiene-styrene (ABS) copolymers, in primary forms, in the form of granules             | 284               | 9 326       | 146                     | 20 209      |
| 39033090 | Styrene polymers,acrylonitrile-butadiene-styrene (ABS) copolymers, in primary forms,other than HS 3903.30.40-3903.30.60   | 1 641 933         | 12 294 532  | 1 435 629               | 9 209 040   |
| 39039030 | Styrene polymers, in primary forms, other than HS 3903.11.10 - 3903.30.90, in dispersion                                  | 1 378 408         | 10 472 073  | 1 032 133               | 8 307 920   |
| 39039091 | Styrene polymers,in primary forms,oth thn HS 3903.11.10-3903.30.90,Impact Polystyrene of notched izod impact 23°C<80 J/m  | -                 | 34          | -                       | 125         |
| 39039099 | Styrene polymers,in primary forms,oth HS 3903.11.10-3903.30.90,impact Polystyrene of notched izod impact at 23°C=>80 J/m  | 2 777 238         | 18 895 456  | 2 742 966               | 18 592 622  |
| 39041010 | Poly(vinyl chloride), not mixed with any other substances ,homopolymers, suspension type                                  | 11 424 912        | 184 817 466 | 9 138 931               | 133 235 591 |
| 39041091 | Poly(vinyl chloride), not mixed with any other substances, oth thn homopolymers suspension type, in the form of granules  | -                 | 4 000       | -                       | 13 485      |
| 39041092 | Poly(vinyl chloride), not mixed with any other substances, oth thn homopolymers suspension type, in the form of powder    | 756 000           | 4 899 020   | 715 811                 | 4 307 322   |
| 39041099 | Poly(vinyl chloride),not mixed with any oth substances,oth homopolymers suspension type,oth in the granules/powder form   | 2 304 800         | 22 784 598  | 2 052 134               | 16 572 474  |
| 39042110 | Non-plasticised poly(vinyl chloride), in primary forms, mixed with other substances, in the form of granules              | -                 | 4           | -                       | 10          |
| 39042190 | Non-plasticised poly(vinyl chloride), in primary forms, mixed with other substances,other in the form of granules/powder  | 8                 | 68          | 10                      | 113         |
| 39042210 | Plasticised poly(vinyl chloride), in primary forms, mixed with other substances, in dispersion                            | -                 | 1           | -                       | 0           |
| 39042220 | Plasticised poly(vinyl chloride), in primary forms, mixed with other substances, in the form of granules                  | 460 000           | 3 171 800   | 691 284                 | 4 970 341   |
| 39042290 | Plasticised poly(vinyl chloride),in primary forms,mixed w/ oth substances,oth in the form of dispersion/granules/powder   | 25 749            | 262 307     | 49 350                  | 330 309     |
| 39043020 | Vinyl chloride-vinyl acetate copolymers, in primary forms, in the form of powder  | -                 | 50          | -                       | 348         |
| 39043090 | Vinyl chloride-vinyl acetate copolymers, in primary forms, other in the form of granules/powder                           | 6 000             | 9 050       | 13 702                  | 17 167      |
| 39045040 | Vinylidene chloride polymers, in primary forms, in dispersion   | -                 | 100         | -                       | 270         |
| 39046190 | Halogenated olefin polymers,fluoro-polymers,polytetrafluoroethylene,in primary forms,oth thn in form of granules/powder   | 600               | 3 663       | 11 250                  | 72 688      |
| 39046990 | Halogenated olefin polymers,fluoro-polymers,oth polytetrafluoroethylene,oth in the form of dispersion/granules/powder     | -                 | 101         | -                       | 5 412       |
| 39049040 | Vinyl chloride, other halogenated olefin polymers, n.e.c. in heading no. 3904, in the form of granules                    | 700               | 3 825       | 4 168                   | 13 505      |
| 39049090 | Vinyl chloride, oth halogenated olefin polymers, n.e.c. in heading no.3904,oth thn in form of dispersion/granules/powder  | 137 000           | 1 685 867   | 68 896                  | 1 015 686   |
| 39051200 | Poly(vinyl acetate), in aqueous dispersion, in primary forms  | 305 200           | 2 298 904   | 288 625                 | 2 577 758   |
| 39051910 | Poly(vinyl acetate), other than in aqueous dispersion, in primary forms, in the form of liquids or pastes                 | 1                 | 16 012      | 4                       | 29 394      |

Tabel 3 : Ekspor Indonesia menurut Komoditi ( Kode HS 8 digit )

|          |  | Oktober 2020      |             |                         |             |
|----------|--|-------------------|-------------|-------------------------|-------------|
| Kode H S | Uraian golongan barang   | Berat bersih (Kg) |             | Nilai F.O.B. ( U S \$ ) |             |
|          |  | Bulan ini         | Kumulatif   | Bulan ini               | Kumulatif   |
| (1)      | (2)  | (3)               | (4)         | (5)                     | (6)         |
| 39051990 | Poly(vinyl acetate), other than in aqueous dispersion, in primary forms, other than in the form of liquids or pastes     | -                 | 297 106     | -                       | 693 916     |
| 39052100 | Vinyl acetate copolymers, in aqueous dispersion, in primary forms  | 80 620            | 500 085     | 106 943                 | 514 761     |
| 39052900 | Vinyl acetate copolymers, other than in aqueous dispersion, in primary forms   | -                 | 113 358     | -                       | 117 406     |
| 39053010 | Poly(vinyl alcohol), whether or not containing unhydrolysed acetate groups , in dispersion                               | 2 944             | 97 444      | 1 206                   | 55 584      |
| 39053090 | Poly(vinyl alcohol), whether or not containing unhydrolysed acetate groups, other than in dispersion                     | -                 | 30 067      | -                       | 30 391      |
| 39059190 | Copolymers, other than in dispersion, in primary forms   | 1                 | 77          | 53                      | 3 070       |
| 39059990 | Vinyl (acetate/ester polymers/polymers),n.e.c. in HS 3905,in primary forms,oth copolymers,oth HS 3905.99.10-3905.99.20   | 52 500            | 645 666     | 74 750                  | 728 440     |
| 39061010 | Acrylic polymers, poly(methyl methacrylate), in primary forms, in dispersion   | 24 271            | 4 809 985   | 21 338                  | 4 926 462   |
| 39061090 | Acrylic polymers, poly(methyl methacrylate), in primary forms, other than in dispersion                                  | 294 632           | 2 262 586   | 363 179                 | 2 940 227   |
| 39069020 | Acrylic polymers, other than poly(methyl methacrylate), in primary forms, in dispersion                                  | 3 537 458         | 33 472 281  | 3 402 365               | 32 480 298  |
| 39069092 | Acrylic polymers, other than poly(methyl methacrylate), in primary forms, sodium polyacrylate other than in dispersion   | 1 866 042         | 15 826 201  | 1 976 042               | 17 022 029  |
| 39069099 | Acrylic polymers, oth thn poly(methyl methacrylate),in primary forms,oth thn sodium polyacrylate, oth thn in dispersion  | 1 272 935         | 12 553 060  | 1 528 610               | 16 031 628  |
| 39071000 | Polyacetals, in primary forms  | 26 450            | 881 253     | 57 922                  | 714 679     |
| 39072010 | Polytetramethylene ether glycol, in primary forms  | 21 480            | 403 762     | 21 336                  | 454 723     |
| 39072090 | Other polyethers, in primary forms, other than polytetramethylene ether glycol   | 165 162           | 1 020 203   | 328 164                 | 1 959 790   |
| 39073020 | Epoxide resins, in primary forms, of a kind used for coating, in powder form   | 138 040           | 1 082 983   | 144 219                 | 1 275 772   |
| 39073030 | Epoxide resins, in primary forms, in the form of liquids or pastes   | 5 618             | 189 413     | 9 504                   | 248 330     |
| 39073090 | Epoxide resins, in primary forms, other than of a kind used for coating in powder form,other than in liquids/pastes form | 51 960            | 478 996     | 162 142                 | 1 491 715   |
| 39074000 | Polycarbonates, in primary forms   | 1 058 204         | 8 395 091   | 1 023 046               | 8 047 501   |
| 39075010 | Alkyd resins, in primary forms, in the form of liquids or pastes   | 790 000           | 8 581 792   | 843 307                 | 10 075 953  |
| 39075090 | Alkyd resins, in primary forms, other than in the form of liquids or pastes  | 521 143           | 4 172 825   | 642 106                 | 5 160 813   |
| 39076100 | Poly(ethylene terephthalate), in primary forms, having a viscosity of 78ml/g or higher                                   | 14 094 971        | 133 586 935 | 10 201 563              | 106 820 559 |
| 39076910 | Poly(ethylene terephthalate), in primary forms, having a viscosity of less than 78ml/g, in the form granules             | 3 734 012         | 22 990 129  | 2 399 833               | 14 661 643  |
| 39076990 | Poly(ethylene terephthalate), in primary forms, having a viscosity of less than 78ml/g, other than in the form granules  | 9 443 902         | 79 315 470  | 6 004 898               | 54 015 620  |
| 39079120 | Polyesters, n.e.c. in heading no. 3907, unsaturated, in primary forms, granules & similar forms                          | -                 | 55          | -                       | 171         |
| 39079130 | Polyesters, n.e.c. in heading no. 3907, unsaturated, in primary forms, in the form of liquids or pastes                  | 550 980           | 4 801 224   | 607 885                 | 5 646 613   |
| 39079190 | Polyesters,n.e.c. in HS 3907,unsaturated, in primary forms,oth granules&similar forms,oth in the form of liquids/pastes  | 613 191           | 2 837 274   | 689 367                 | 3 526 760   |
| 39079940 | Polyester, n.e.c. in heading no. 3907, saturated, in primary forms, of a kind used for coating, in powder form           | 24 275            | 196 819     | 85 934                  | 672 713     |
| 39079990 | Polyesters, n.e.c. in heading no.3907, saturated, in primary forms, other than of a kind used for coating in powder form | 1 515 535         | 17 716 935  | 1 127 501               | 15 239 233  |
| 39081010 | Polyamide-6, in primary forms  | 1 538 188         | 11 824 667  | 1 724 465               | 14 306 185  |
| 39081090 | Polyamide-11, -12, -6,6, -6,9, -6,10 or -6,12, in primary forms  | 77 729            | 1 594 954   | 54 193                  | 1 529 723   |
| 39089000 | Polyamides, other than Polyamide-6, -11, -12, -6,6, -6,9, -6,10 or -6,12; in primary forms                               | 107 080           | 428 478     | 123 907                 | 549 123     |
| 39091010 | Urea resins, thiourea resins, in primary forms, moulding compounds   | 2                 | 80 080      | 1                       | 131 199     |
| 39091090 | Urea resins, thiourea resins, in primary forms, other than moulding compounds  | 709 000           | 6 491 388   | 497 922                 | 4 357 999   |
| 39092010 | Melamine resins, in primary forms, moulding compounds  | 67 075            | 352 085     | 145 647                 | 685 353     |

Tabel 3 : Ekspor Indonesia menurut Komoditi ( Kode HS 8 digit )

|          |   | Oktober 2020      |            |                         |            |
|----------|---|-------------------|------------|-------------------------|------------|
| Kode H S | Uraian golongan barang  | Berat bersih (Kg) |            | Nilai F.O.B. ( U S \$ ) |            |
|          |   | Bulan ini         | Kumulatif  | Bulan ini               | Kumulatif  |
| (1)      | (2)   | (3)               | (4)        | (5)                     | (6)        |
| 39092090 | Melamine resins, in primary forms, other than moulding compounds  | 286 949           | 1 823 543  | 395 545                 | 2 429 051  |
| 39093100 | Poly(methylene phenyl isocyanate) (crude MDI, polymeric MDI), in primary forms  | 67 507            | 192 642    | 117 110                 | 280 780    |
| 39093910 | Amino-resins, in primary forms, moulding compounds, other than HS 3909.10.10-3909.31.00   | 1                 | 1          | 5                       | 5          |
| 39093991 | Amino-resins, in primary forms, Glyoxal monourein resin (other than moulding compounds), other than HS 3909.10.10-3909.31.00      | -                 | 870        | -                       | 22         |
| 39093999 | Amino-resins, in primary forms, other than HS 3909.10.10-3909.39.91   | 148               | 53 216     | 223                     | 97 014     |
| 39094010 | Phenolic resins, in primary forms, moulding compounds other than phenol formaldehyde  | 5 000             | 30 531     | 59 132                  | 197 939    |
| 39094090 | Phenolic resins, in primary forms, other than moulding compounds other than phenol formaldehyde                                   | 427 369           | 3 637 969  | 761 670                 | 6 756 655  |
| 39095000 | Polyurethanes, in primary forms   | 226 922           | 2 643 852  | 563 585                 | 6 616 018  |
| 39100020 | Silicones, in primary forms, in dispersion & in solutions   | 112 760           | 697 907    | 226 583                 | 1 481 015  |
| 39100090 | Silicones, in primary forms, other than in dispersion & in solutions  | 291 669           | 4 493 063  | 478 978                 | 7 114 798  |
| 39111000 | Petroleum resins, coumarone, indene or coumarone-indene resins and polyterpenes, in primary forms                                 | -                 | 7 393      | -                       | 44 295     |
| 39119000 | Polysulphides, polysulphones & other products spec. in Note 3 this Chapter, not elsewhere specified/included, in primary forms    | 76 830            | 670 317    | 143 446                 | 1 140 693  |
| 39121100 | Cellulose acetates, non-plasticised, in primary forms   | 1                 | 105        | 1                       | 163        |
| 39121200 | Cellulose acetates, plasticised, in primary forms   | -                 | 2          | -                       | 142        |
| 39122011 | Cellulose nitrates (including collodions), in primary forms, non-plasticised, water-based semi-finished nitrocellulose            | 118               | 29 266     | 179                     | 54 057     |
| 39122019 | Cellulose nitrates (including collodions), in primary forms, non-plasticised, other than water-based semi-finished nitrocellulose | 52 000            | 674 348    | 123 291                 | 1 427 947  |
| 39123100 | Cellulose ethers, carboxymethylcellulose and its salts, in primary forms  | 2 700             | 131 996    | 20 117                  | 602 982    |
| 39123900 | Cellulose ethers, in primary forms, other than carboxymethylcellulose and its salts   | 8 101             | 33 481     | 84 326                  | 287 158    |
| 39129020 | Cellulose and its chemical derivatives, in primary forms, in the form of granules, other than HS 3912.11-3912.39                  | -                 | 106        | -                       | 757        |
| 39129090 | Cellulose & its chemical derivatives, in primary forms, other than in the form of granules, other than HS 3912.11-3912.39         | 5 126             | 21 245     | 19 199                  | 146 848    |
| 39131000 | Alginic acid, its salts & esters, in primary forms  | 187               | 32 267     | 121                     | 324 354    |
| 39139010 | Hardened proteins, in primary forms   | -                 | 15 001     | -                       | 91 815     |
| 39139020 | Chemical derivatives of natural rubber, in primary forms  | -                 | 201        | -                       | 2 084      |
| 39139030 | Starch-based polymers, in primary forms   | 96 000            | 295 616    | 213 600                 | 662 231    |
| 39139090 | Natural polymers & modified natural polymers, in primary forms, other than HS 3913.10.00-3913.90.30                               | 41 887            | 320 105    | 604 186                 | 3 458 230  |
| 39140000 | Ion-exchangers based on polymers of heading no. 3901 to 3913, in primary forms  | -                 | 25         | -                       | 75         |
| 39151090 | Waste, parings & scrap, of polymers of ethylene, of rigid cellular products   | 270 091           | 3 334 945  | 132 622                 | 2 097 246  |
| 39152090 | Waste, parings & scrap, of polymers of styrene, of rigid cellular products  | -                 | 21 000     | -                       | 10 752     |
| 39153090 | Waste, parings & scrap, of polymers of vinyl chloride, of rigid cellular products   | -                 | 1          | -                       | 1          |
| 39159000 | Waste, parings & scrap, of other plastics, other than polymers of ethylene or styrene or vinyl chloride                           | 4 235 580         | 35 164 346 | 2 667 156               | 22 603 497 |
| 39161010 | Monofilament of which any cross-sectional dimension exceeds 1 mm, of polymers of ethylene   | -                 | 6 327      | -                       | 30 037     |
| 39161020 | Rods, sticks & profile shapes, of polymers of ethylene  | 21 031            | 179 372    | 76 053                  | 691 106    |
| 39162010 | Monofilament of which any cross-sectional dimension exceeds 1 mm, of polymers of vinyl chloride                                   | 32 251            | 354 465    | 116 236                 | 1 299 866  |
| 39162020 | Rods, sticks & profile shapes, of polymers of vinyl chloride  | 1 619             | 13 594     | 10 097                  | 87 382     |
| 39169041 | Monofilament of which any cross-sectional dimension exceeds 1 mm, of hardened proteins  | 4 690             | 51 236     | 49 685                  | 536 309    |
| 39169042 | Rods, sticks & profile shapes, of hardened proteins   | 47                | 16 597     | 6 398                   | 131 920    |



Tabel 3 : Ekspor Indonesia menurut Komoditi ( Kode HS 8 digit )

|          |  | Oktober 2020      |           |                         |            |
|----------|--|-------------------|-----------|-------------------------|------------|
| Kode H S | Uraian golongan barang   | Berat bersih (Kg) |           | Nilai F.O.B. ( U S \$ ) |            |
|          |  | Bulan ini         | Kumulatif | Bulan ini               | Kumulatif  |
| (1)      | (2)  | (3)               | (4)       | (5)                     | (6)        |
| 39169050 | Monofilament of which any cross-sectional dimension exceeds 1 mm, rods, sticks & profile shapes, of vulcanised fibre     | 1 354             | 26 016    | 10 579                  | 116 185    |
| 39169060 | Monofilament of which any cross-sectional dimension>1mm,rods,stick&profile shape,of chemical derivativ of natural rubber | -                 | 29        | -                       | 261        |
| 39169070 | Monofilament, rods, sticks&profile shapes, of other add polymerisation products, of regenerated cellulose, plasticised   | 534 078           | 4 903 865 | 1 039 492               | 9 657 329  |
| 39169080 | Monofilament, rods, sticks & profile shapes, of condensation or rearrangement polymerisation products                    | 162               | 1 473     | 1 872                   | 6 807      |
| 39169091 | Monofilament of which any cross-sectional dimension >1mm, of plastics, other than HS 3916.10.10-3916.90.80               | 4 109             | 14 988    | 7 683                   | 37 558     |
| 39169092 | rods, sticks & profile shapes, of plastics, other than HS 3916.10.20-3916.90.80  | 1 299             | 23 115    | 9 733                   | 193 214    |
| 39171090 | Artificial guts (sausage casings) of cellulosic materials  | 12 044            | 48 791    | 1 605                   | 105 081    |
| 39172100 | Tubes, pipes and hoses, rigid, of polymers of ethylene   | 49 609            | 191 171   | 96 716                  | 814 973    |
| 39172200 | Tubes, pipes and hoses, rigid, of polymers of propylene  | 480 341           | 6 557 665 | 1 708 845               | 21 959 761 |
| 39172300 | Tubes, pipes and hoses, rigid, of polymers of vinyl chloride   | 41 359            | 175 678   | 162 521                 | 524 949    |
| 39172911 | Tubes, pipes and hoses, rigid, further worked than merely surface worked, of other addition polymerisation products      | 50                | 3 295 825 | 25                      | 8 450 258  |
| 39172919 | Tubes, pipes and hoses, rigid, further worked than merely surface worked, other than 3917.29.11-3917.29.12               | 82 955            | 750 271   | 159 115                 | 2 315 589  |
| 39172922 | Tubes, pipes & hoses, rigid, other than further worked than merely surface worked, of phenolic resins                    | -                 | 6         | -                       | 45         |
| 39172924 | Tube,pipe&hose,rigid,oth further worked,of cellulose nitrate/acetates&oth chem deriv of cellulose,plasticised;vulc fibre | -                 | 0         | -                       | 84         |
| 39172929 | Tubes,pipes&hoses,rigid,oth further worked thn merely surface worked,oth HS 3917.29.21-3917.29.25                        | 12 848            | 85 122    | 80 071                  | 608 167    |
| 39173111 | Flexible tube,pipe&hose,min burst pressure 27.6Mpa,further worked thn merely surface worked,of add polymerisation prod.  | -                 | 21 525    | -                       | 35 290     |
| 39173119 | Flexible tube,pipe&hose,min burst pressure 27.6Mpa,further worked thn merely surface worked,oth HS 3917.31.11-3917.31.12 | 15                | 5 541     | 716                     | 63 485     |
| 39173123 | Flexible tube,pipe&hose,burst pressure?27.6Mpa,oth further worked,of amino-resin/phenolic resin/chem deriv of nat rubber | 3 506             | 3 506     | 1 159                   | 1 159      |
| 39173129 | Flexible tube,pipe&hose,min burst pressure 27.6Mpa,oth further worked thn merely surface worked,oth HS 3917.31.21-25     | 21                | 468       | 117                     | 4 485      |
| 39173210 | Sausage or ham casings, not reinforced or otherwise combined with other materials, without fittings                      | 7                 | 17        | 113                     | 350        |
| 39173220 | Thermoplastic hoses for gas stove, not reinforced or otherwise combined with other materials, without fittings           | -                 | 74        | -                       | 1 087      |
| 39173291 | Tube,pipe&hose,oth3917.31,not combine w/oth,w/o fitting,furth work of add polymer;phenolic/amino resin;deriv nat rubber  | 1 755             | 30 689    | 25 636                  | 710 432    |
| 39173292 | Tubes,pipes&hoses,oth no. 3917.31,not reinforced/combined w/ oth materials,w/o fittings,further worked ,o.t HS 3917.32.9 | 29                | 3 315     | 247                     | 10 830     |
| 39173293 | Tube,pipe&hose,oth 3917.31,not reinforced/combined w/ th materials,w/o fittings,further worked ,of add polymerisation    | 19                | 132       | 1 500                   | 11 100     |
| 39173294 | Tube,pipe&hose,oth 3917.31,not combine w/oth,w/o fitting,oth furth work of amino/phenolic resin;chem deriv of nat rubber | -                 | 93        | -                       | 2 000      |
| 39173299 | Tube,pipe&hose,oth3917.31,not reinforced/combined w/oth ,w/o fittings,oth further worked,o.t HS 3917.32.93-3917.32.95    | 98 716            | 459 538   | 85 887                  | 1 013 533  |
| 39173310 | Tubes,pipes&hoses,oth item no. 3917.31,not reinforced/combined w/ oth materials,w/ fittings,further worked               | 8 162             | 65 033    | 80 270                  | 640 814    |
| 39173399 | Tube,pipe&hose,oth3917.31,not reinforce/combine w/oth material,w/ fitting,oth further worked,o.t HS3917.33.91-3917.33.96 | 3 311             | 59 382    | 41 208                  | 655 730    |

Tabel 3 : Ekspor Indonesia menurut Komoditi ( Kode HS 8 digit )

|          |  | Oktober 2020      |            |                         |             |
|----------|--|-------------------|------------|-------------------------|-------------|
| Kode H S | Uraian golongan barang   | Berat bersih (Kg) |            | Nilai F.O.B. ( U S \$ ) |             |
|          |  | Bulan ini         | Kumulatif  | Bulan ini               | Kumulatif   |
| (1)      | (2)  | (3)               | (4)        | (5)                     | (6)         |
| 39173913 | Tube,pipe&hose,nec in 3917.30,further worked,of cellulose nitrate/acetates&oth chem deriv of cellulose, plasticised      | 1 067             | 4 763      | 3 380                   | 14 839      |
| 39173919 | Tubes,pipes&hoses thereof,n.e.c. in item no. 3917.30,further worked than merely surface worked,oth HS 3917.39.11-.13     | 873               | 75 475     | 24 653                  | 906 622     |
| 39173999 | Tubes,pipes&hoses thereof,n.e.c. in item no. 3917.30,oth further worked than merely surface worked,oth HS 3917.39.31-.94 | 3 034             | 265 584    | 113 541                 | 1 788 486   |
| 39174000 | Fittings (e.g. joints, elbows, flanges), of plastics   | 405 875           | 2 115 331  | 1 302 986               | 9 173 730   |
| 39181011 | Floor coverings; of polymers of vinyl chloride, whether or not self-adhesive, in the form of tiles                       | 38                | 38         | 186                     | 186         |
| 39181019 | Floor coverings; of polymers of vinyl chloride, whether or not self-adhesive, in rolls                                   | 17 145            | 24 673     | 19 977                  | 32 279      |
| 39181090 | Wall or ceiling coverings; of polymers of vinyl chloride, whether or not self-adhesive, in rolls or in the form of tiles | 250               | 43 766     | 2 434                   | 107 640     |
| 39189013 | Floor coverings; of plastics (excluding polymers of vinyl chloride), whether/not self-adhesive,in rolls,of polyethylene  | 4 482             | 56 721     | 82 960                  | 189 335     |
| 39189016 | Floor coverings of plastics of vulcanised fibre,excl. polymers of vinylchloride,whether/not self-adhesive,in rolls/tiles | 10                | 65         | 3                       | 78          |
| 39189019 | Floor coverings of plastic(excl. polymers vinylchloride),won self-adhesive,in rolls/tiles,o.t HS 39189011-39189016       | 18 102            | 96 892     | 91 209                  | 435 123     |
| 39189099 | Wall/ceiling cover of plastic(excl.vinyl chloride polymer),won self-adhesive,in roll/tile,o.t HS 3918.90.91-3918.90.94   | 290 961           | 2 437 739  | 741 095                 | 7 224 497   |
| 39191010 | Plastics;plate,sheet,film,foil,tape,strip,oth flat shape,in roll cellulose&its chemical derivative,in primary forms      | 1 413             | 17 708     | 9 108                   | 114 181     |
| 39191020 | Plastics;plate,sheet,film,foil,tape,strip,oth flat shape,in roll cellulose&its chemical derivative,of polyethylene       | 76 258            | 1 122 235  | 18 381                  | 1 116 998   |
| 39191091 | Plastics;plate,sheet,film,foil,tape,strip,oth flat shape,in roll, of hardened protein/chemical derivative natural rubber | 10                | 477        | 139                     | 5 114       |
| 39191092 | Plastic;plate,sheet,film,foil,tape,strip,in roll,add;condens/rearrange polymer;nitrate,acetate&oth cellulose chem deriv  | -                 | 133        | -                       | 3 809       |
| 39191099 | Plastics;plates,sheets,film,foil,tape,strip,oth flat shape, self-adhesive, in rolls o.t HS 3919.10.10-3919.10.92         | 2 434 630         | 17 436 775 | 6 273 644               | 49 467 566  |
| 39199010 | Plastics;plates,sheets,film,foil,tape,strip,oth flat shapes, elf-adhesive,o.t in rolls, of polymers of vinyl chloride    | 6 277             | 99 630     | 65 010                  | 749 688     |
| 39199020 | Plastics;plates,sheets,film,foil,tape,strip,oth flat shapes, elf-adhesive,o.t in rolls, of hardened proteins             | -                 | 54 431     | -                       | 187 457     |
| 39199091 | Plastic;plate,sheet,film,foil,tape,strip,oth flat shapes,elf-adhesive,o.t in roll,of chemical derivatives natural rubber | 8 967             | 681 810    | 34 516                  | 1 282 195   |
| 39199092 | Plastic;plate,sheet,film,foil,tape,strip,selfadhesiv,o.t roll?20cm,add polymer;rearrange;cellulose nitrat/acetat,plastic | 3 564             | 12 017     | 21 662                  | 74 097      |
| 39199099 | Plastics;plate,sheet,film,foil,tape,strip,oth flat shapes, self-adhesive, o.t in rolls, o.t of HS 3919.10.10-3919.90.92  | 167 763           | 1 704 568  | 850 176                 | 10 530 835  |
| 39201011 | Plastics; plates&sheets,of polymer ethylene, noncellular&not reinforced,laminat,support/combine other materials;rigid    | -                 | 26 214     | -                       | 31 516      |
| 39201019 | Plastics; plates&sheets,of polymer ethylene, noncellular&not reinforced,laminat,support/combine oth materials; not rigid | 2 912 924         | 28 915 358 | 4 416 129               | 44 248 904  |
| 39201090 | Plastics; film, foil &strip, of polymer ethylene, non-cellular&not reinforced,laminat,support/combined oth material      | 1 316 492         | 13 432 878 | 2 162 337               | 21 113 207  |
| 39202010 | Plastics; biaxially oriented polypropylene film,of polymers propylene, non-cellular & not reinforced                     | 5 557 879         | 45 465 725 | 11 519 533              | 102 204 950 |
| 39202091 | Plastics; plate & sheet; o.t biaxially oriented polypropylene film,of polymers propylene, non-cellular & not reinforced  | 1 484 643         | 13 740 991 | 2 408 040               | 23 050 119  |
| 39202099 | Plastics; film,foil&strip; o.t biaxially oriented polypropylene film,of polymer propylene, non-cellular & not reinforced | 809 999           | 10 092 114 | 1 293 447               | 17 733 984  |
| 39203020 | Plastics; of polymers of styrene, acrylonitrile butadiene styrene (ABS) sheets used in the manufacture of refrigerators  | 231 731           | 1 483 243  | 550 395                 | 3 509 104   |
| 39203091 | Plastics; plate&sheet of polymer styrene,acrylonitrile butadiene styrene sheet used manufacture of refrigerators,rigid   | 2 612             | 12 739     | 38 824                  | 126 262     |

Tabel 3 : Ekspor Indonesia menurut Komoditi ( Kode HS 8 digit )

| Kode H S | Uraian golongan barang   | Oktober 2020      |            |                         |            |
|----------|--|-------------------|------------|-------------------------|------------|
|          |  | Berat bersih (Kg) |            | Nilai F.O.B. ( U S \$ ) |            |
|          |  | Bulan ini         | Kumulatif  | Bulan ini               | Kumulatif  |
| (1)      | (2)  | (3)               | (4)        | (5)                     | (6)        |
| 39203092 | Plastics; plate&sheet of polymer styrene,acrylonitrile butadiene styrene sheet used manufacture of refrigerator,no rigid | -                 | 10         | -                       | 10         |
| 39203099 | Plastics; film,foil&strip of polymer styrene,acrylonitrile butadiene styrene sheet used manufactur refrigerator,no rigid | 14 679            | 123 533    | 108 256                 | 869 836    |
| 39204310 | Plastics; plates & sheets; polymers of vinyl chloride, containing by weight not less than 6% of plasticisers             | 15 120            | 116 770    | 59 786                  | 427 884    |
| 39204390 | Plastics; film,foil & strip; polymers of vinyl chloride, containing by weight not less than 6% of plasticisers           | 60 812            | 637 785    | 190 237                 | 1 688 284  |
| 39204900 | Plastics; polymers of vinyl chloride, containing by weight more than 6% of plasticisers                                  | 217 024           | 1 376 926  | 560 017                 | 3 821 335  |
| 39205111 | Plastics; plates & sheets of acrylic polymers, polymethyl methacrylate, rigid  | 1 451 032         | 12 917 523 | 3 424 038               | 29 644 162 |
| 39205119 | Plastics; plates & sheets of acrylic polymers, polymethyl methacrylate, no rigid   | 2 420 724         | 23 098 054 | 6 518 733               | 61 830 256 |
| 39205190 | Plastics; film, foil and strip; of acrylic polymers, polymethyl methacrylate   | -                 | 26 000     | -                       | 10 660     |
| 39205911 | Plastics; plates & sheets of acrylic polymers (excluding polymethyl methacrylate); rigid                                 | -                 | 93 961     | -                       | 379 806    |
| 39205990 | Plastics; film, foil and strip of acrylic polymers (excluding polymethyl methacrylate)                                   | 42                | 4 129      | 332                     | 42 067     |
| 39206110 | Plastics; plates&sheets, of polycarbonates, non-cellular&not reinforced,laminate,support/combined with other materials   | 358 759           | 3 641 266  | 1 375 318               | 14 150 288 |
| 39206190 | Plastics; film,foil and strip,of polycarbonates, non-cellular&not reinforced,laminate,support/combine with oth materials | 330               | 437 719    | 2 756                   | 412 140    |
| 39206210 | Plastics;plate&sheet,of poly(ethylene terephthalate),non-cellular&not reinforce,laminate,support/combine oth material    | 1 715 088         | 15 023 239 | 4 114 333               | 32 041 677 |
| 39206290 | Plastics;film,foil&strip,of poly(ethylene terephthalate),noncellular&not reinforce,laminate,support/combine oth material | 3 655 735         | 36 331 228 | 8 150 535               | 84 463 934 |
| 39206910 | Plastics;plates & sheets,of other polyesters,non-cellular & not reinforced,laminated,supported/combined oth material     | 85 375            | 660 024    | 169 372                 | 1 259 356  |
| 39206990 | Plastics; film,foil & strip,of other polyesters,non-cellular & not reinforced,laminated,supported/combined oth material  | 682 696           | 9 061 346  | 1 883 271               | 22 760 240 |
| 39207110 | Plastics; plates, sheets, film, foil and strip (not self-adhesive), of regenerated cellulose; cellophane film            | -                 | 759        | -                       | 137        |
| 39207191 | Plastics; printed sheets, of regenerated cellulose; other than cellophane film   | 130               | 140        | 1 653                   | 1 703      |
| 39207199 | Plastics; other than cellophane film & printed sheets, of regenerated cellulose  | -                 | 12         | -                       | 72         |
| 39207999 | Plastics; film,foil&strip o.t nitrocellulose(gun cotton) & vulcanised fibre,laminated,supported/combined oth material    | 17                | 87         | 55                      | 199        |
| 39209110 | Plastics; film of a kind used in safety glass,thickness >0.38mm but<= 0.76mm, & of a width<=2 m; of poly(vinyl butyral)  | 31                | 9 096      | 86                      | 30 743     |
| 39209199 | Plastics;foil&strip,film unused in safety glass,thickness >0.38mm but<= 0.76mm, & width<=2 m; of poly(vinyl butyral)     | 310               | 11 242     | 13 587                  | 49 067     |
| 39209210 | Plastics;plates,sheets,film,foil&strip,of polyamide-6,non-cellular&not reinforce,laminate,support/combine oth materials  | 1 349 898         | 13 242 381 | 4 013 400               | 40 796 719 |
| 39209291 | Plastics;plates&sheets, other than of polyamide-6,non-cellular & not reinforced, laminated,support/combine oth materials | -                 | 120        | -                       | 81         |
| 39209299 | Plastics; film,foil&strip,other than of polyamide-6,non-cellular&not reinforced, laminated,support/combine oth materials | -                 | 294        | -                       | 413        |
| 39209410 | Plastics;plates,sheets,films,foil & strip,of phenol formaldehyde sheets,laminated,supported/combined with oth material   | -                 | 44 089     | -                       | 127 531    |
| 39209491 | Plastics; plates&sheets, other than phenol formaldehyde sheets,laminated,supported/combined with oth material            | -                 | 32         | -                       | 2 414      |
| 39209499 | Plastics; film,foil & strip, other than phenol formaldehyde sheets,laminated,supported/combined with oth material        | -                 | 24         | -                       | 40         |

Tabel 3 : Ekspor Indonesia menurut Komoditi ( Kode HS 8 digit )

|          |   | Oktober 2020      |            |                         |            |
|----------|---|-------------------|------------|-------------------------|------------|
| Kode H S | Uraian golongan barang  | Berat bersih (Kg) |            | Nilai F.O.B. ( U S \$ ) |            |
|          |   | Bulan ini         | Kumulatif  | Bulan ini               | Kumulatif  |
| (1)      | (2)   | (3)               | (4)        | (5)                     | (6)        |
| 39209921 | Plastics; plates & sheets, of plastics nec in head 3920, of addition polymerisation products                          | -                 | 8 074      | -                       | 17 955     |
| 39209929 | Plastics; film, foil & strip, of plastics nec in head 3920, of addition polymerisation products                       | -                 | 469        | -                       | 14 096     |
| 39209939 | Plastics; film, foil & strip, of plastics nec in head 3920, of condensation or rearrangement polymerisation products  | 420               | 3 312      | 10 374                  | 65 030     |
| 39209990 | Plastics; of plastics nec in head 3920, laminated, supported/combine oth material,o.t HS 3920.10.11-3920.99.39        | 1 995             | 305 285    | 15 391                  | 1 474 016  |
| 39211120 | Plastics; plates, sheets, film, foil and strip, of polymers of styrene, cellular, rigid                               | -                 | 78         | -                       | 3 145      |
| 39211191 | Plastics; plates & sheets, of polymers of styrene, cellular, not rigid  | -                 | 964        | -                       | 12 944     |
| 39211192 | Plastics; film, of polymers of styrene, cellular, not rigid   | 1 460             | 12 061     | 3 821                   | 17 884     |
| 39211199 | Plastics; foil and strip, of polymers of styrene, cellular, not rigid   | 26 960            | 276 983    | 81 469                  | 851 675    |
| 39211200 | Plastics; plates, sheets, film, foil and strip, of polymers of vinyl chloride, cellular                               | 32 400            | 306 827    | 139 578                 | 1 073 559  |
| 39211310 | Plastics; plates, sheets, film, foil and strip, of polyurethanes, cellular, rigid                                     | 26 341            | 213 452    | 209 821                 | 1 732 559  |
| 39211391 | Plastics; plates & sheets, of polyurethanes, cellular, not rigid  | -                 | 100        | -                       | 1 177      |
| 39211392 | Plastics; film, of polyurethanes, cellular, not rigid   | 12 417            | 249 986    | 51 840                  | 1 139 854  |
| 39211399 | Plastics; foil and strip, of polyurethanes, cellular, not rigid   | 26 272            | 695 366    | 200 139                 | 2 491 323  |
| 39211920 | Plastics; plates, sheets, film, foil and strip, of plastics n.e.c. in heading no. 3921, cellular, rigid               | 241               | 2 075      | 20 561                  | 95 257     |
| 39211991 | Plastics; plates & sheets, of plastics n.e.c. in heading no. 3921, cellular, not rigid                                | -                 | 928        | -                       | 885        |
| 39211992 | Plastics; film, of plastics n.e.c. in heading no. 3921, cellular, not rigid   | 27 604            | 142 215    | 83 133                  | 501 635    |
| 39211999 | Plastics; foil and strip, of plastics n.e.c. in heading no. 3921, cellular, not rigid                                 | 838 557           | 9 057 822  | 2 761 390               | 30 619 318 |
| 39219010 | Plastics; plates, sheets, film, foil and strip, other than cellular, of vulcanised fibre                              | 633               | 13 857     | 11 643                  | 120 588    |
| 39219020 | Plastics; plates, sheets, film, foil and strip, other than cellular, of hardened proteins                             | 63 867            | 577 172    | 164 967                 | 1 641 160  |
| 39219030 | Plastics; plates, sheets, film, foil and strip, other than cellular, of chemical derivatives of natural rubber        | -                 | 189        | -                       | 4 660      |
| 39219041 | Plastics; plates & sheets, other than cellular, of condensation or rearrangement polymerisation products              | 8 387             | 124 599    | 30 550                  | 441 980    |
| 39219043 | Plastics;textile laminated strip, other than cellular, of condensation or rearrangement polymerisation products       | -                 | 591        | -                       | 3 318      |
| 39219049 | Plastics; foil & strip, other than cellular,of condensation or rearrangement polymerisation products                  | -                 | 146        | -                       | 1 273      |
| 39219060 | Plastics; plates, sheets, film, foil and strip, other than cellular, of other cellulose or its chemical derivatives   | -                 | 512        | -                       | 27 872     |
| 39219090 | Plastics; plates, sheets, film, foil and strip, other than cellular, of other than HS 3921.90.10-3921.90.60           | 1 784 757         | 18 973 657 | 4 996 718               | 55 018 328 |
| 39221011 | Bathtubs having rectangular or oblong interior shape of plastics  | -                 | 16         | -                       | 21         |
| 39221019 | Plastics; baths; other than bathtubs having rectangular or oblong interior shape                                      | 70                | 1 774      | 107                     | 14 648     |
| 39221090 | Baths, shower-baths, sinks & wash-basins, other than bathtubs having rectangular or oblong interior shape of plastics | 29 642            | 193 331    | 125 276                 | 696 856    |
| 39222000 | Lavatory seats & covers   | 7 241             | 68 207     | 75 629                  | 746 522    |
| 39229011 | Lavatory pans, flushing cisterns & urinals; parts flushing cisterns   | -                 | 225        | -                       | 2 563      |
| 39229012 | Lavatory pans, flushing cisterns & urinals ; flushing cisterns equipped with their mechanisms                         | -                 | 4 638      | -                       | 5 980      |
| 39229019 | Lavatory pans, flushing cisterns & urinals; other than parts & flushing cisterns equipped with their mechanisms       | 31 541            | 316 876    | 9 130                   | 99 599     |
| 39229090 | Plastics; bidets, lavatory pans, flushing cisterns and similar sanitary ware n.e.c. in heading no. 3922               | 4 663             | 51 870     | 13 055                  | 77 040     |

Tabel 3 : Ekspor Indonesia menurut Komoditi ( Kode HS 8 digit )

| Kode H S | Uraian golongan barang   | Oktober 2020      |            |                         |            |
|----------|--|-------------------|------------|-------------------------|------------|
|          |  | Berat bersih (Kg) |            | Nilai F.O.B. ( U S \$ ) |            |
|          |  | Bulan ini         | Kumulatif  | Bulan ini               | Kumulatif  |
| (1)      | (2)  | (3)               | (4)        | (5)                     | (6)        |
| 39231010 | Plastics; cases for film, tape & optical discs, for the conveyance or packing of goods                                   | 185 342           | 2 013 928  | 960 705                 | 10 658 866 |
| 39231090 | Plastics; boxes, crates and similar articles, for the conveyance or packing of goods                                     | 393 812           | 4 207 534  | 2 153 789               | 19 869 211 |
| 39232111 | Ethylene polymer;aseptic bag reinforced with aluminium foil,width >315 mm& length >410mm, incorporating a sealed gland   | 438 643           | 3 653 006  | 551 140                 | 4 119 648  |
| 39232119 | Ethylene polymer;aseptic bag reinforced with aluminium foil,width <=315 mm& length <=410mm,incorporating a sealed gland  | 2 219 431         | 25 845 249 | 3 153 278               | 38 191 346 |
| 39232191 | Ethylene polymer;aseptic bag not reinforced with aluminium foil,width>315 mm& length>410mm, incorporating a sealed gland | 32 777            | 373 119    | 164 015                 | 1 969 229  |
| 39232199 | Ethylene polymer;aseptic bag not reinforced with aluminium foil,width<=315 mm&length<=410mm, incorporating sealed gland  | 5 849 119         | 53 534 385 | 7 817 422               | 72 270 326 |
| 39232910 | Ethylene polymer;aseptic bags reinforced/not with aluminium foil,width>315 mm&length>410 mm,incorporating a sealed gland | 3 225             | 20 822     | 18 130                  | 123 489    |
| 39232990 | Ethylene polymer;aseptic bags reinforced/not with aluminium foil,width<=315 mm&length<=410 mm,incorporat a sealed gland  | 945 664           | 10 768 149 | 1 984 490               | 22 828 443 |
| 39233020 | Plastic; carboy,bottle,flask&sim,multilayer fibreglas reinforce container,for compress/liquefied gas;for conveyance/pack | 124               | 4 755      | 624                     | 34 955     |
| 39233090 | Plastic;carboy,bottle,flask&sim,o.t multilayer fibreglass containers,for compress/liquefied gas;for conveyance/packing   | 243 952           | 2 168 327  | 872 325                 | 5 686 743  |
| 39234010 | Spools, cops, bobbins and similar supports, suitable for use with the machines of heading 84.44, 84.45 or 84.48          | 57                | 36 739     | 779                     | 165 182    |
| 39234090 | Spools, cops, bobbins and similar supports, not for use with the machines of heading 84.44, 84.45 or 84.48               | 46 386            | 323 672    | 148 972                 | 1 003 357  |
| 39235000 | Spools, cops, bobbins & similar supports; stoppers, lids, caps & other closures, for the conveyance or packing of goods  | 131 976           | 2 475 718  | 1 231 727               | 21 646 398 |
| 39239010 | Spools, cops, bobbins & similar supports; toothpaste tubes   | 58 167            | 252 632    | 221 768                 | 1 474 593  |
| 39239090 | Spools, cops, bobbins & similar supports; other than toothpaste tubes  | 1 465 189         | 16 244 303 | 4 694 810               | 45 420 811 |
| 39241010 | Plastics; tableware and kitchenware, of melamine   | 35 313            | 739 082    | 90 134                  | 523 789    |
| 39241090 | Plastics; tableware and kitchenware, other than of melamine  | 490 178           | 4 543 902  | 3 724 944               | 34 756 845 |
| 39249010 | Plastics;Plastics; household articles and hygienic or toilet articles, bed pans, urinals (portable type) /chamber-potss  | -                 | 254        | -                       | 1 477      |
| 39249020 | Plastics; household articles &hygienic/toilet articles nipple former, breastshells, nipple shields, h& expression funnel | -                 | 86         | -                       | 900        |
| 39249030 | Plastics; household articles and hygienic or toilet articles supplementary feeding system for babies                     | -                 | 1 035      | -                       | 16 760     |
| 39249090 | Plastics; household articles and hygienic or toilet articles n.e.c in heading no. 3924                                   | 264 781           | 2 853 546  | 1 313 216               | 12 734 180 |
| 39251000 | Plastics; reservoirs, tanks, vats & similar containers, of a capacity exceeding 300 l                                    | 124 375           | 533 046    | 171 312                 | 1 092 725  |
| 39252000 | Plastics; doors, windows & their frames & thresholds for doors   | 57 964            | 183 719    | 86 188                  | 249 571    |
| 39253000 | Plastics; shutters, blinds (including Venetian blinds) & similar articles & parts thereof                                | 60 832            | 488 817    | 783 442                 | 6 145 765  |
| 39259000 | Plastics; builders' ware, n.e.c. or included in heading no. 3925   | 116 867           | 1 305 057  | 558 470                 | 5 407 865  |
| 39261000 | Plastics; office or school supplies  | 403 969           | 3 992 763  | 1 490 106               | 14 205 680 |
| 39262060 | Plastics; articles of apparel used for protection from chemical substances, radiation or fire                            | -                 | 25 718     | -                       | 407 139    |
| 39262090 | Plastics; articles of clothing accessories (including gloves, mittens & mitts)   | 301 787           | 1 757 748  | 2 704 468               | 17 113 230 |
| 39263000 | Plastics; fittings for furniture, coachwork or the like  | 47 831            | 339 947    | 321 038                 | 2 404 187  |
| 39264000 | Plastics; statuettes and other ornamental articles   | 92 471            | 735 399    | 545 740                 | 3 848 203  |
| 39269010 | Plastics; floats for fishing nets  | 245               | 28 343     | 124                     | 131 143    |
| 39269020 | Plastics; fans and handscreens, frames and handles therefor, and parts thereof   | 12 560            | 152 189    | 50 405                  | 703 748    |

Tabel 3 : Ekspor Indonesia menurut Komoditi ( Kode HS 8 digit )

|          |  | Oktober 2020      |               |                         |               |
|----------|--|-------------------|---------------|-------------------------|---------------|
| Kode H S | Uraian golongan barang   | Berat bersih (Kg) |               | Nilai F.O.B. ( U S \$ ) |               |
|          |  | Bulan ini         | Kumulatif     | Bulan ini               | Kumulatif     |
| (1)      | (2)  | (3)               | (4)           | (5)                     | (6)           |
| 39269032 | Plastics; hygienic, medical and surgical articles, plastic moulds with denture imprints                          | -                 | 72            | -                       | 297           |
| 39269039 | Plastics; hygienic, medical and surgical articles, other than plastic moulds with denture imprints               | 74 697            | 470 551       | 1 572 401               | 8 934 738     |
| 39269041 | Plastics; safety and protective devices, police shields  | -                 | 86            | -                       | 511           |
| 39269042 | Plastics; safety and protective devices, protective masks for use in welding and similar work                    | 79                | 25 163        | 1 203                   | 798 340       |
| 39269044 | Plastics; safety and protective devices, life saving cushions for the protection of persons falling from heights | -                 | 933           | -                       | 7 327         |
| 39269049 | Plastics; safety and protective devices, other than HS 3926.90.41 - 3926.90.44                                   | 11 595            | 86 066        | 176 155                 | 1 107 415     |
| 39269053 | Plastics; articles for industrial uses, transmission or conveyor belts or belting                                | 2 783             | 21 058        | 100 427                 | 715 617       |
| 39269055 | Plastics; articles for industrial uses, plastic J-hooks or bunch blocks for detonators                           | 1                 | 348           | 1                       | 12 456        |
| 39269059 | Plastics; articles for industrial uses, other than HS 3926.90.53 - 3926.90.55                                    | 148 563           | 1 426 236     | 1 366 384               | 10 662 209    |
| 39269060 | Plastics; poultry feeders  | 24 339            | 338 234       | 92 731                  | 1 348 484     |
| 39269070 | Plastics; padding for articles of apparel or clothing accessories  | 900               | 14 928        | 1 028                   | 44 191        |
| 39269081 | Plastics; shoe lasts   | 2 380             | 101 110       | 37 518                  | 3 093 021     |
| 39269082 | Plastics; prayer beads   | 17                | 424           | 724                     | 8 274         |
| 39269089 | Plastics; cards for jewellery or small objects of personal adornment   | 7 391             | 69 552        | 58 070                  | 705 828       |
| 39269091 | Plastics; of a kind used for grain storage   | 18                | 25            | 2 585                   | 2 615         |
| 39269092 | Plastics; empty capsules of a kind suitable for pharmaceutical use   | 966               | 1 675         | 17 494                  | 117 084       |
| 39269099 | Plastics; n.e.c. in heading no. 3923   | 1 052 679         | 8 378 197     | 7 128 840               | 54 150 639    |
| 40011011 | Centrifuged concentrate natural rubber latex, exceeding 0.5 % by volume of ammonia content                       | 559 500           | 4 689 500     | 701 345                 | 5 594 953     |
| 40011019 | Non-centrifuged concentrate natural rubber latex, exceeding 0.5 % by volume of ammonia content                   | -                 | 454           | -                       | 81 452        |
| 40011029 | Non-centrifuged concentrate natural rubber latex, not exceeding 0.5 % by volume of ammonia content               | -                 | 9             | -                       | 45            |
| 40012110 | Natural rubber in smoked sheets, RSS Grade 1   | 6 096 824         | 59 320 684    | 9 512 131               | 83 901 679    |
| 40012120 | Natural rubber in smoked sheets, RSS Grade 2   | -                 | 80 645        | -                       | 91 935        |
| 40012130 | Natural rubber in smoked sheets, RSS Grade 3   | 128 142           | 237 978       | 218 251                 | 381 226       |
| 40012150 | Natural rubber in smoked sheets, RSS Grade 5   | 76 800            | 113 412       | 109 824                 | 160 349       |
| 40012190 | Smoked sheets, other than RSS Grade 1 to 5   | 10                | 263           | 1                       | 543           |
| 40012210 | Technically specified natural rubber (TSNR) 10   | 12 126 240        | 90 738 120    | 16 364 157              | 118 645 374   |
| 40012220 | Technically specified natural rubber (TSNR) 20   | 206 713 500       | 1 721 796 306 | 267 409 586             | 2 215 447 638 |
| 40012230 | Technically specified natural rubber (TSNR) L  | -                 | 744 660       | -                       | 1 123 546     |
| 40012240 | Technically specified natural rubber (TSNR) CV   | 524 160           | 8 879 220     | 881 458                 | 13 275 570    |
| 40012250 | Technically specified natural rubber (TSNR) GP   | 9                 | 11            | 9                       | 11            |
| 40012290 | Technically specified natural rubber (TSNR) other than TSNR 10, 20, L,CV, and GP                                 | -                 | 550 621       | -                       | 791 442       |
| 40012999 | Natural rubber (other than latex, smoked sheets, RSS and TSNR), n.e.c in 4001, other than in primary forms       | 688               | 688           | 22 706                  | 22 706        |
| 40013020 | Jelutong in primary forms  | -                 | 54 000        | -                       | 469 836       |
| 40013090 | Balata, guttapercha, guayule, chicle & similar natural gums not in primary forms                                 | 10 510            | 253 637       | 22 710                  | 641 992       |
| 40021100 | Styrene-butadiene rubber (SBR), carboxylated styrene-butadiene rubber (XSBR), in latex form                      | 3 242 577         | 30 128 204    | 1 935 495               | 21 169 925    |
| 40021910 | SBR, XSBR other than latex, in primary forms or in vulcanised, uncompound plates, sheets, or strips              | 1 809             | 50 132        | 38 053                  | 276 949       |
| 40021990 | SBR, XSBR, other than latex, other than in primary forms or in vulcanised, uncompound plates, sheets, or strips  | 9 441 271         | 65 196 684    | 11 786 439              | 100 558 476   |
| 40022010 | Synthetic rubber, Butadiene rubber (BR) in primary forms   | 3 600             | 9 600         | 5 472                   | 16 512        |
| 40022090 | Synthetic rubber, Butadiene rubber (BR) other than in primary forms  | 1 286 868         | 7 481 222     | 1 478 973               | 10 866 408    |
| 40023910 | Halo-isobutane-isoprene rubber (CIIR or BIIR), unvulcanised, uncompound plate, sheets or strip                   | -                 | 217           | -                       | 6 804         |

Tabel 3 : Ekspor Indonesia menurut Komoditi ( Kode HS 8 digit )

|          |  | Oktober 2020      |            |                         |             |
|----------|--|-------------------|------------|-------------------------|-------------|
| Kode H S | Uraian golongan barang   | Berat bersih (Kg) |            | Nilai F.O.B. ( U S \$ ) |             |
|          |  | Bulan ini         | Kumulatif  | Bulan ini               | Kumulatif   |
| (1)      | (2)  | (3)               | (4)        | (5)                     | (6)         |
| 40023990 | Halo-isobutane-isoprene rubber (CIIR or BIIR) other than unvulcanised, uncompound plate, sheets or strip                 | -                 | 1          | -                       | 9           |
| 40024100 | Chloroprene (chlorobutadiene) rubber(CR) , in latex form   | -                 | 1          | -                       | 2           |
| 40024990 | Chloroprene (chlorobutadiene) rubber(CR) other than latex, other than in primary forms                                   | -                 | 20 748     | -                       | 84 072      |
| 40025100 | Acrylonitrile-butadiene rubber (NBR), in latex form  | -                 | 83         | -                       | 72          |
| 40026010 | Isoprene rubber (IR) in primary forms  | 3                 | 5          | 139                     | 470         |
| 40026090 | Isoprene rubber (IR) other than in primary forms   | -                 | 38         | -                       | 1 148       |
| 40027010 | Ethylene-propylene-non-conjugated diene rubber (EPDM), in primary forms  | 442               | 51 754     | 1 272                   | 78 980      |
| 40027090 | Ethylene-propylene-non-conjugated diene rubber (EPDM), other than in primary forms                                       | 155               | 15 509     | 2 970                   | 65 155      |
| 40028010 | Mixture of natural rubber latex with syntetic rubber latex   | 2 419 200         | 50 249 428 | 3 047 327               | 59 436 584  |
| 40028090 | Mixtures of product of 40.01 with product of 40.02 other than mixture of natural rubber latex with syntetic rubber latex | 11 128 365        | 90 700 102 | 13 678 784              | 108 436 236 |
| 40029100 | Synthetic rubber, latex, n.e.c in heading 40.02  | -                 | 10 000     | -                       | 13 450      |
| 40029990 | Synthetic rubber, oth than latex, n.e.c in 40.02, oth than primary forms/unvulcanised/uncompounded plates, sheets/strip  | 23                | 12 870     | 275                     | 97 862      |
| 40030000 | Reclaimed rubber in primary forms or in plates, sheets or strip.   | 671 009           | 5 179 310  | 528 286                 | 4 059 163   |
| 40040000 | Waste, parings & scrap of rubber (other than hard rubber) & powders & granules obtained therefo                          | 229 899           | 2 749 775  | 47 120                  | 664 623     |
| 40051010 | Compounded of natural gums with carbon black or silica, unvulcanised, in primary forms or in plates, sheets or strip     | 1 348 708         | 10 098 514 | 3 457 810               | 26 978 691  |
| 40051090 | Compounded rubber, oth than natural gums with carbon black/silica, unvulcanised, in primary forms/in plates,sheets/strip | 774 283           | 2 241 054  | 1 181 737               | 3 142 619   |
| 40052000 | Compounded rubber, unvulcanised, solutions, dispersions other than those of subheading 4005.10                           | -                 | 3          | -                       | 3           |
| 40059110 | Compounded rubber of natural gums, other than 4005.10 and 4005.20, unvulcanised, in plates, sheets amd strip             | 168 843           | 189 726    | 260 694                 | 294 942     |
| 40059190 | Compounded rubber other than of natural gums, other than 4005.10 and 4005.20, unvulcanised, in plates, sheets amd strip  | 272               | 28 751     | 6 831                   | 103 783     |
| 40059910 | Compounded rubber, latex, other than 4005.10 and 4005.20, unvulcanised, other than in primary forms                      | 73                | 1 528      | 78                      | 1 610       |
| 40059990 | Compounded rubber,nec in sub heading 4005.10 & nec in sub heading 4005.20, in primary forms, nec in sub heading 4005.99  | 765 016           | 3 868 759  | 1 505 024               | 7 848 424   |
| 40061000 | Unvulcanized rubber, ôCamel-backö strips for retreading rubber tyres   | -                 | 11 557     | -                       | 33 760      |
| 40069011 | Article of unvulcanised rubber, of natural gums, other than ôCamel-backö strips for retreading rubber tyres              | 10                | 140        | 25                      | 120         |
| 40069019 | Form of unvulcanised rubber, of natural gums, other than articles or ôCamel-backö strips for retreading rubber tyres     | 9                 | 162        | 1 322                   | 5 663       |
| 40069090 | Form and article of unvulcanised rubber, other than natural gums or ôCamel-backö strips for retreading rubber tyres      | 536               | 3 037      | 6 640                   | 33 590      |
| 40070000 | Vulcanised rubber thread and cord.   | 32 842            | 610 934    | 111 899                 | 2 034 624   |
| 40081110 | Plates, sheets & strip of vulcanised cellular rubber, exceeding 5 mm in thickness, lined with textile fabric on one side | 277               | 414        | 415                     | 769         |
| 40081120 | Plates, sheets and strip of vulcanised cellular rubber, not exceeding 5 mm in thickness, floor tiles and wall tiles      | -                 | 495        | -                       | 255         |
| 40081190 | Plates, sheets and strip of vulcanised cellular rubber, other than 4008.11.10 and 4008.11.20                             | 1 147             | 139 926    | 2 079                   | 243 677     |
| 40081900 | Vulcanised cellular rubber (other than hard rubber), other than plates, sheets and strip                                 | 21 410            | 228 644    | 88 420                  | 791 828     |
| 40082110 | Plates, sheets and strip of vulcanised non-celular rubber, > 5 mm in thickness, lined with textile fabric on one side    | 101 640           | 522 410    | 183 660                 | 1 055 877   |
| 40082130 | Plates, sheets and strip of vulcanised non-cellular rubber, water stop   | -                 | 72         | -                       | 288         |
| 40082140 | Plates, sheets and strip of vulcanised non-cellular rubber, rubber soling sheet  | -                 | 9 210      | -                       | 2 090       |

Tabel 3 : Ekspor Indonesia menurut Komoditi ( Kode HS 8 digit )

| Kode H S | Uraian golongan barang   | Berat bersih (Kg) |           | Nilai F.O.B. ( U S \$ ) |            |
|----------|--|-------------------|-----------|-------------------------|------------|
|          |  | Bulan ini         | Kumulatif | Bulan ini               | Kumulatif  |
|          |  | (1)               | (2)       | (3)                     | (4)        |
| 40082190 | Plates, sheets and strip of vulcanised non-cellular rubber, other than 4008.21.10 - 4008.21.90                                 | 116 439           | 1 052 844 | 175 942                 | 1 726 828  |
| 40082900 | Vulcanised non-cellular rubber (other than hard rubber), other than plates, sheets and strip                                   | 588               | 24 306    | 20 650                  | 47 718     |
| 40091100 | Tubes, pipes & hoses, vulcanised rubber o.t hard rubber, not reinforced/otherwise combined with oth materials without fittings | 20 543            | 196 111   | 188 660                 | 1 931 994  |
| 40091210 | Mining slurry suction & discharge hoses, vulcanised rubber o.t hard rubber, not reinforced/combined materials, with fittings   | 1                 | 1         | 12                      | 12         |
| 40091290 | Tubes, pipes & hoses, vulcanised rubber o.t hard rubber, not reinforced/combined w/ oth material with fittings, o.t 4009.12.10 | 439               | 91 154    | 6 647                   | 353 414    |
| 40092190 | Tubes, pipes & hoses of vulcanised rubber o.t hard rubber, reinforced/combined with metal, without fittings, o.t 4009.21.10    | 66 779            | 743 461   | 175 104                 | 1 874 879  |
| 40092210 | Mining slurry suction & discharge hoses of vulcanised rubber, reinforced or combined only with metal, with fittings            | -                 | 2 408     | -                       | 6 816      |
| 40092290 | Tubes, pipes & hoses of vulcanised rubber o.t hard rubber, reinforced or combined with metal, with fittings, o.t 4009.22.10    | 26 660            | 170 555   | 181 846                 | 1 255 439  |
| 40093110 | Mining slurry suction & discharge hoses, vulcanised rubber o.t hard rubber, reinforced/combined w/textile, without fittings    | -                 | 55        | -                       | 358        |
| 40093120 | Rubber hose of a kind used for gas stove, vulcanised rubber o.t hard rubber, reinforced/combined w/textile, without fittings   | -                 | 124       | -                       | 870        |
| 40093191 | Fuel/heater/water hoses, reinforces/combined w/textile, used on motor vehicles of 87.02, 87.03, 87.04/87.11, without fittings  | 50 992            | 354 970   | 707 174                 | 5 549 600  |
| 40093199 | Tubes, pipes & hoses of vulcanised rubber o.t hard rubber, reinforced/combined w/textile, without fittings, n.e.c in 4009.31   | 14 929            | 64 784    | 52 776                  | 245 331    |
| 40093220 | Rubber hose of a kind used for gas stove, vulcanised rubber o.t hard rubber, reinforced/combined w/textile, with fittings      | 2                 | 129       | 2                       | 804        |
| 40093290 | Tubes, pipes & hoses of vulcanised rubber o.t hard rubber, reinforced/combined with textile, with fittings, n.e.c in 4009.32   | 197               | 1 805     | 5 587                   | 44 419     |
| 40094110 | Rubber hose used for gas stove, vulcanised rubber o.t hard rubber, reinforced/combined with oth materials, without fittings    | 126               | 1 974     | 7 300                   | 132 967    |
| 40094190 | Tubes/pipes & hoses, vulcanised rubber o.t hard rubber, reinforced/combined w/oth materials, without fittings o.t 4009.41.10   | 9 506             | 190 054   | 121 141                 | 1 586 820  |
| 40094210 | Mining slurry suction & discharge hoses, vulcanised rubber o.t hard rubber, reinforced/combined w/ oth material, with fitting  | -                 | 1 029     | -                       | 9 677      |
| 40094220 | Rubber hose used for gas stove, vulcanised rubber o.t hard rubber, reinforced/combined with other materials, with fittings     | -                 | 256       | -                       | 10 642     |
| 40094290 | Tubes/pipes & hoses, vulcanised rubber o.t hard rubber, reinforced/combined with other materials, with fittings n.e.c 4009.42  | 112 582           | 2 954 867 | 892 825                 | 14 777 903 |
| 40101100 | Conveyor belts or belting, of vulcanised rubber, reinforced only with metal  | -                 | 5 325     | -                       | 18 027     |
| 40101200 | Conveyor belts or belting, of vulcanised rubber, reinforced only with textile materials  | 4 721             | 49 190    | 29 275                  | 185 484    |
| 40101900 | Conveyor belts or belting, of vulcanised rubber, other than reinforced only with metal or textile material                     | 399               | 10 575    | 607                     | 17 934     |
| 40103100 | Endless transmission belts trapezoidal cross-section (V-belts), V-ribbed, vulc rubber, outside circum > 60 cm but not < 180 cm | 361 815           | 3 400 543 | 3 342 571               | 31 096 903 |
| 40103200 | Endless transm belts trapezoidal cross-section (Vbelts), oth thn V-ribbed, outside circum excee 60 cm but not excee 180 cm     | 17 083            | 134 011   | 191 061                 | 1 624 236  |
| 40103300 | Endless transmission belts trapezoidal cross-section (Vbelts), V-ribbed, outside circum excee 180 cm but not excee 240 cm      | 46                | 302       | 202                     | 6 158      |
| 40103400 | Endless transm belts trapezoidal cross-section (Vbelts), oth thn Vribbed, outside circum excee 180 cm but not excee 240 cm     | 4 206             | 47 045    | 22 944                  | 279 834    |



Tabel 3 : Ekspor Indonesia menurut Komoditi ( Kode HS 8 digit )

| Kode H S | Uraian golongan barang   | Berat bersih (Kg) |             | Nilai F.O.B. ( U S \$ ) |             |
|----------|--|-------------------|-------------|-------------------------|-------------|
|          |  | Bulan ini         | Kumulatif   | Bulan ini               | Kumulatif   |
|          |  | (3)               | (4)         | (5)                     | (6)         |
| 40103500 | Endless synchronous belts, of an outside circumference exceeding 60 cm but not exceeding 150 cm, of vulcanised rubber    | 201               | 1 757       | 8 729                   | 76 363      |
| 40103900 | Transmission belts or belting, of vulcanised rubber, other than 4010.31.00-4010.36.00                                    | 158 236           | 1 596 707   | 1 312 659               | 12 604 413  |
| 40111000 | New pneumatic tyres, of rubber, of a kind used on motor cars (including station wagons and racing cars)                  | 37 999 979        | 312 959 882 | 116 087 248             | 960 946 192 |
| 40112010 | New pneumatic tyres, of rubber, of a kind used on buses or lorries, of a width not exceeding 450 mm.                     | 2 689 786         | 24 724 934  | 7 792 239               | 70 890 899  |
| 40112090 | New pneumatic tyres, of rubber, of a kind used on buses or lorries, of a width not less than 450 mm.                     | 15 692            | 625 019     | 41 275                  | 1 741 727   |
| 40113000 | New pneumatic tyres, of rubber, of a kind used on aircraft.  | -                 | 2 723       | -                       | 178 551     |
| 40114000 | New pneumatic tyres, of rubber, of a kind used on motorcycles.   | 2 581 428         | 20 197 027  | 9 246 179               | 73 750 846  |
| 40115000 | New pneumatic tyres, of rubber, of a kind used on bicycles.  | 1 267 503         | 10 498 797  | 8 114 033               | 71 575 183  |
| 40117000 | New pneumatic tyres, of rubber, of a kind used on agricultural or forestry vehicles and machines.                        | 520 566           | 4 355 788   | 1 546 069               | 12 897 236  |
| 40118011 | New pneumatic tyres used on tractors machinery of head 8429-8430,forlifts,wheelbarrows/oth industrial vehicles&machines  | 922 561           | 8 986 577   | 2 707 640               | 25 735 045  |
| 40118019 | New pneumatic tyres of rubber,used on construct,mine/industry handling vehicle&machine,rim size >61cm,o.t HS 4011.80.11  | -                 | 301         | -                       | 3 791       |
| 40118021 | New pneumatic tyres,of a kind use on tractor,machinery of head 8429-8430,forlift/oth industri vehicle&machine,rim >61cm  | -                 | 6 573       | -                       | 32 520      |
| 40118029 | New pneumatic tyres, oth kind use on tractor,machinery of head 8429-8430, forlift/oth industri vehicle&machine,rim >61cm | 1 714             | 43 240      | 1 696                   | 22 882      |
| 40119010 | New pneumatic tyres, of rubber, of a kind used on vehicles of Chapter 87.  | 1 510             | 4 830       | 7 325                   | 17 602      |
| 40119020 | New pneumatic tyres, of rubber, of a kind used onon machinery of heading 84.29 or 84.30.                                 | 22 553            | 444 011     | 70 050                  | 1 397 353   |
| 40119090 | New pneumatic tyres, of rubber, n.e.c. in heading 4011 of a width not exceeding 450 mm                                   | 83 604            | 958 129     | 236 906                 | 2 625 922   |
| 40121100 | Retreaded tyres of rubber, of a kind used on motor cars (including station wagons and racing cars)                       | -                 | 530         | -                       | 1 120       |
| 40121290 | Retreaded tyres of rubber, of a kind used on buses or lorries, of a width exceeding 450 mm                               | 326               | 13 525      | 483                     | 11 137      |
| 40121300 | Retreaded tyres of rubber, of a kind used on aircraft  | -                 | 106 898     | -                       | 99 417      |
| 40121990 | Retreaded tyres of rubber, n.e.c. sub heading 4012.12-sub heading 4012.19  | 516               | 36 296      | 1 053                   | 79 577      |
| 40122010 | Used pneumatic tyres of rubber, of a kind used on motor cars (including station wagons, racing cars)                     | -                 | 352         | -                       | 65          |
| 40122029 | Used pneumatic tyres of rubber, of a kind used on buses or lorries, of a width exceeding 450 mm                          | 320               | 7 325       | 270                     | 43 256      |
| 40122060 | Used pneumatic tyres of rubber, of a kind used on machinery of heading 84.29 or 84.30                                    | -                 | 14 800      | -                       | 51 400      |
| 40122091 | Used pneumatic tyres of rubber, buffed tyres   | -                 | 211         | -                       | 196         |
| 40122099 | Used pneumatic tyres of rubber, n.e.c sub heading 4012.20  | -                 | 268         | -                       | 974         |
| 40129014 | Solid tyres exceeding 250 mm in external diameter, of a width not exceeding 450 mm                                       | 11 855            | 90 297      | 32 090                  | 172 697     |
| 40129015 | Solid tyres exceeding 250 mm in external diameter, of a width exceeding 450 mm, for use on vehicles of heading 87.09     | -                 | 177 552     | -                       | 524 110     |
| 40129016 | Rubber, tyres, other solid tyres exceeding 250 mm in external diameter, of a width exceeding 450 mm                      | 528               | 14 947      | 2 047                   | 29 829      |
| 40129019 | Rubber, tyres, other solid tyres not exceeding 250 mm in external diameter, of a width not exceeding 450 mm              | 145 073           | 1 515 206   | 687 829                 | 6 762 102   |
| 40129021 | Cushion tyres of rubber, of a width not exceeding 450 mm   | -                 | 180         | -                       | 10          |
| 40129070 | Replaceable tyre treads of rubber, of a width not exceeding 450 mm   | -                 | 41 140      | -                       | 86 847      |
| 40129080 | Tyre flaps of rubber   | 25 158            | 380 668     | 55 073                  | 673 689     |

Tabel 3 : Ekspor Indonesia menurut Komoditi ( Kode HS 8 digit )

|          |  | Oktober 2020      |            |                         |             |
|----------|--|-------------------|------------|-------------------------|-------------|
| Kode H S | Uraian golongan barang   | Berat bersih (Kg) |            | Nilai F.O.B. ( U S \$ ) |             |
|          |  | Bulan ini         | Kumulatif  | Bulan ini               | Kumulatif   |
| (1)      | (2)  | (3)               | (4)        | (5)                     | (6)         |
| 40129090 | Retreaded/used pneumatic tyres of rubber, solid/cushion tyres, tyre treads & flaps, n.e.c in heading 4012                | 17 011            | 27 957     | 6 642                   | 24 410      |
| 40131011 | Inner tubes of rubber,of a kind used on motor cars,suitable for fitting to tyres of a width < 450 mm                     | 38 040            | 626 033    | 106 212                 | 1 902 868   |
| 40131019 | Inner tubes of rubber,of a kind used on motor cars,suitable for fitting to tyres of a width > 450 mm                     | 1 410             | 24 064     | 2 960                   | 71 783      |
| 40131021 | Inner tubes of rubber, of a kind used on buses or lorries, suitable for fitting to tyres of a width not exceeding 450 mm | 20 735            | 127 513    | 60 357                  | 380 519     |
| 40131029 | Inner tubes of rubber, of a kind used on buses or lorries, suitable for fitting to tyres of a width exceeding 450 mm     | 7                 | 23         | 10                      | 30          |
| 40132000 | Inner tubes of rubber, of a kind used on bicycles  | 184 418           | 928 574    | 672 985                 | 3 893 490   |
| 40139011 | Inner tubes of rubber,kind used on machinery of head 8429 or 8430, suitable for fitting to tyres of a width <=450 mm     | 30                | 930        | 67                      | 1 161       |
| 40139019 | Inner tubes of rubber,a kind used on machinery of head 84.29 or 84.30, suitable for fitting to tyres of a width >450 mm  | 25                | 78         | 12                      | 104         |
| 40139020 | Inner tubes of rubber, of a kind used on motorcycles   | 133 682           | 1 224 744  | 431 740                 | 3 810 961   |
| 40139031 | Inner tubes of rubber,of a kind used on oth vehicles of Chapter 87, suitable for fitting to tyres of a width < 450 mm    | 18 228            | 59 319     | 9 613                   | 42 131      |
| 40139091 | Inner tubes of rubber, suitable for fitting to tyres of a width not exceeding 450 mm, n.e.c sub heading 4013.90          | 11 909            | 263 281    | 51 874                  | 1 012 188   |
| 40139099 | Inner tubes of rubber, suitable for fitting to tyres of a width exceeding 450 mm, n.e.c sub heading 4013.90              | -                 | 3          | -                       | 17          |
| 40141000 | Sheath contraceptives  | 10 827            | 30 763     | 114 027                 | 450 216     |
| 40149010 | Teats for feeding bottles and similar articles   | 35 513            | 455 691    | 724 964                 | 8 584 939   |
| 40149040 | Stoppers for pharmaceutical use  | -                 | 17         | -                       | 380         |
| 40149090 | Hygienic/pharmaceutical articles of vulcanised exclude hard rubber,w/or wo/ fittings hard rubber, n.e.c in heading 4014  | 8 067             | 18 429     | 72 738                  | 183 885     |
| 40151100 | Gloves, mittens and mitts for surgical, of vulcanised rubber other than hard rubber                                      | 294 561           | 1 744 142  | 5 025 141               | 33 952 929  |
| 40151900 | Gloves, mittens and mitts for not surgical, of vulcanised rubber other than hard rubber                                  | 5 793 908         | 55 366 692 | 48 712 526              | 322 155 520 |
| 40159010 | Lead aprons, of vulcanised rubber other than hard rubber   | -                 | 17 437     | -                       | 102 940     |
| 40159020 | Divers' suits (wet suits), of vulcanised rubber other than hard rubber   | -                 | 28         | -                       | 170         |
| 40159090 | Articles apparel & clothing accessories of vulcanised rubber other than hard rubber, n.e.c in heading 4015               | 563               | 17 010     | 24 013                  | 187 570     |
| 40161010 | Padding for articles of apparel or clothing accessories, of cellular rubber  | 11                | 1 389      | 407                     | 26 935      |
| 40161020 | Floor tiles and wall tiles of cellular rubber  | 42 570            | 470 215    | 8 889                   | 110 263     |
| 40161090 | Other articles of cellular rubber, other than padding apparel and floor/wall tiles                                       | 3 849             | 11 746     | 182 666                 | 252 587     |
| 40169110 | Mats of vulcanised rubber other than hard rubber, non-cellular rubber  | 455 964           | 4 141 730  | 635 912                 | 5 782 627   |
| 40169120 | Tiles of vulcanised rubber other than hard rubber, non-cellular rubber   | 15 631            | 15 631     | 13 933                  | 13 933      |
| 40169190 | Floor coverings other than mats and tiles of vulcanised rubber other than hard rubber,non-cellular rubber                | 1 603             | 15 288     | 26 300                  | 359 738     |
| 40169210 | Eraser tips of vulcanised rubber other than hard rubber and non-cellular rubber  | -                 | 529        | -                       | 1 265       |
| 40169290 | Erasers other than eraser tips of vulcanised rubber other than hard rubber and non-cellular rubber                       | 32                | 2 551      | 608                     | 29 099      |
| 40169310 | Gaskets, washers and other seals of a kind used to insulate the terminal leads of electrolytic capacitors                | 47 122            | 552 141    | 1 035 999               | 12 580 991  |
| 40169320 | Gaskets and o-rings, of a kind used on motor vehicles of heading 87.02, 87.03, 87.04 or 87.11                            | 11 720            | 136 142    | 426 892                 | 4 074 283   |
| 40169390 | Gaskets, washers and other seals of vulcanised rubber other than hard rubber, n.e.c sub heading 4016.93                  | 74 369            | 926 093    | 2 439 476               | 24 273 815  |
| 40169400 | Boat or dock fenders of vulcanised rubber, whether or not inflatable, other than hard rubber, non-cellular rubber        | 33 221            | 329 485    | 206 113                 | 2 749 717   |
| 40169500 | Inflatable articles, other than boat or dock fenders of vulcanised rubber, other than hard rubber, non-cellular rubber   | 882               | 20 640     | 15 346                  | 176 866     |

Tabel 3 : Ekspor Indonesia menurut Komoditi ( Kode HS 8 digit )

| Kode H S | Uraian golongan barang   | Berat bersih (Kg) |           | Nilai F.O.B. ( U S \$ ) |            |
|----------|--|-------------------|-----------|-------------------------|------------|
|          |  | Bulan ini         | Kumulatif | Bulan ini               | Kumulatif  |
|          |  | (3)               | (4)       | (5)                     | (6)        |
| 40169911 | Parts&access kind used for vehicles of Chapter 87 for vehicles of head 8702,8703, 8704 or 8705,oth thn weatherstripping  | 143 837           | 1 447 885 | 1 960 336               | 19 598 752 |
| 40169912 | Parts and accessories of vulcanised rubber other than hard rubber, of a kind used for vehicles of heading 87.11          | 7 108             | 59 091    | 99 548                  | 1 140 166  |
| 40169913 | Weatherstripping of vulcanised rubber oth thn hard rubber, of a kind used on motor vehicles of heading 8702,8703 or 8704 | 123 366           | 872 852   | 1 183 883               | 8 928 306  |
| 40169915 | Parts&accessories of vulcanised rubber oth thn hard rubber,of a kind used for vehicles of head 8709, 8713, 8715 or 87.16 | 98                | 98        | 248                     | 253        |
| 40169916 | Bicycle mudguards of vulcanised rubber other than hard rubber and non-cellular rubber                                    | 23                | 406       | 84                      | 488        |
| 40169917 | Bicycle parts of vulcanised rubber other than hard rubber and cellular rubber  | 23                | 297       | 1 516                   | 3 307      |
| 40169918 | Bicycle accessories of vulcanised rubber other than hard rubber, non-cellular rubber, other than mudguards & parts       | 213               | 1 306     | 758                     | 3 662      |
| 40169919 | Parts&accessories of a kind used for vehicles of Chapter 87 of vulcanised rubber exc hard rubber oth thn 4016.99.11-20   | 2 454             | 51 215    | 14 191                  | 177 452    |
| 40169920 | Parts and accessories of rotochutes of heading 88.04 of vulcanised rubber other than hard rubber, non-cellular rubber    | 2                 | 14 721    | 1                       | 42 946     |
| 40169930 | Rubber bands, of vulcanised rubber other than hard rubber, non-cellular rubber   | 1 946             | 8 608     | 7 925                   | 77 232     |
| 40169940 | Wall tiles of vulcanised rubber other than hard rubber, non-cellular rubber  | -                 | 45        | -                       | 6 731      |
| 40169951 | Rubber rollers of vulcanised rubber other than hard rubber, non-cellular rubber  | 21 755            | 215 459   | 958 507                 | 8 260 731  |
| 40169952 | Tyre mould bladders of vulcanised rubber other than hard rubber, non-cellular rubber                                     | 27                | 239       | 904                     | 9 498      |
| 40169953 | Electrical insulator hoods of vulcanised rubber other than hard rubber, non-cellular rubber                              | -                 | 14        | -                       | 117        |
| 40169954 | Rubber grommets&rubber covers for automotive wiring harnesses of vulcanised rubber oth hard rubber, non-cellular rubber  | 13 415            | 94 631    | 212 498                 | 1 394 099  |
| 40169959 | Articles used in machinery/mechanical/electric appliances/oth technical uses,noncellular rubber,nec HS 40169951-40169954 | 21 092            | 198 321   | 541 278                 | 4 272 680  |
| 40169960 | Rail pads of vulcanised rubber other than hard rubber, non-cellular rubber   | 1 060             | 5 214     | 64 447                  | 408 246    |
| 40169970 | Structural bearings including bridge bearings of vulcanised rubber other than hard rubber, non-cellular rubber           | 848               | 7 789     | 5 643                   | 78 338     |
| 40169991 | Table coverings of vulcanised rubber other than hard rubber, non-cellular rubber   | 225               | 9 518     | 1 112                   | 129 348    |
| 40169999 | Articles of vulcanised rubber other than hard rubber, non-cellular rubber, n.e.c in 4016                                 | 60 917            | 415 190   | 604 161                 | 4 121 887  |
| 40170010 | Floor tiles and wall tiles of hard rubber (for example ebonite)  | 465               | 2 204     | 13 003                  | 65 984     |
| 40170020 | Articles of hard rubber other than floor tiles and wall tiles  | 52                | 3 639     | 2 586                   | 7 633      |
| 40170090 | Articles of hard rubber n.e.c in heading 4017  | 894               | 4 394     | 5 299                   | 30 174     |
| 41019090 | Raw hides and skins of bovine, including butts, bends and bellies, other than pre-tanned                                 | -                 | 6         | -                       | 37         |
| 41032000 | Raw hides and skins of reptiles  | -                 | 673       | -                       | 242 220    |
| 41039000 | Raw hides and skins other than bovine, sheeps and lambs, reptil, and swine   | 318               | 923       | 766                     | 2 939      |
| 41041190 | Tanned/crust hides & skins in the wet state,full grains,upsplit & grains other of bovine vegetable tanned                | -                 | 2         | -                       | 3          |
| 41041900 | Tanned/crust hides & skins in the wet state,other than full grains,upsplit & grains of bovine vegetable tanned           | -                 | 296       | -                       | 10 083     |
| 41044100 | Tanned/crust hides & skins in the dry state,full grains,upsplit & grains split of bovine vegetable tanned                | 2 515             | 3 210     | 48 747                  | 67 507     |
| 41044900 | Tanned/crust hides & skins in the dry state,other than full grains,upsplit & grains split of bovine vegetable tanned     | -                 | 11 175    | -                       | 250 405    |
| 41053000 | Tanned/crust skins of sheep/lambs,in the dry state (crust), wo/wool on,won split,but not further prepared                | -                 | 236       | -                       | 4 850      |
| 41062100 | Tanned/crust hides&skins of goats/kids,in theWetState (incl wetblue),w/o wool/hair on,split/not,but notFurther prepared. | -                 | 1         | -                       | 1          |

Tabel 3 : Ekspor Indonesia menurut Komoditi ( Kode HS 8 digit )

| Kode H S | Uraian golongan barang   | Berat bersih (Kg) |           | Nilai F.O.B. ( U S \$ ) |            |
|----------|--|-------------------|-----------|-------------------------|------------|
|          |  | Bulan ini         | Kumulatif | Bulan ini               | Kumulatif  |
|          |  | (3)               | (4)       | (5)                     | (6)        |
| 41063200 | Tanned/crust hidesskins of swine, in the dry state (crust),wo/wool/hair on,whether/not split,but not further prepared    | -                 | 31        | -                       | 640        |
| 41064000 | Tanned or crust hides and skins of reptiles, without wool or hair on, whether or not split, but not further prepared.    | 5 029             | 31 584    | 624 613                 | 4 925 368  |
| 41069200 | Tanned/crust hide&skin oth animal nec sub heading 4106.21-4106.40,dryState,wo/wool/hair on,split/not,notFurther prepared | -                 | 230       | -                       | 66 709     |
| 41071100 | Leather further prepared after tanning/crusting of bovine/equine animal,whole hides and skins,full grains,unsplit        | -                 | 3 832     | -                       | 57 685     |
| 41071200 | Leather further prepared after tanning/crusting of bovine/equine animal,whole hides and skins, grains split              | 156 194           | 937 011   | 2 562 845               | 16 146 500 |
| 41071900 | Leather further prep after tanning/crusting of bovine/equine animal,whole hide&skin,o.th full grain,unsplit,grains split | 30 842            | 342 563   | 832 116                 | 7 147 265  |
| 41079100 | Leather,other than whole hides and skins further prepared after tanning/crusting whole hides & skins,full grains,unsplit | -                 | 2 058     | -                       | 42 745     |
| 41079200 | Leather,other than whole hides and skins further prepared after tanning/crusting whole hides & skins, grain splits       | 3 477             | 36 172    | 74 046                  | 720 276    |
| 41079900 | Leather,oth thn whole hides&skins further prepared after tanning/crusting whole hides & skins,exc full/no grains,unsplit | 132 495           | 1 389 750 | 189 723                 | 4 578 643  |
| 41120000 | Leather further prepared after tanning/ crust,of sheep/lamb wo/wool on,split/not,other than leather of heading 41.14     | 10 941            | 81 040    | 880 551                 | 6 711 894  |
| 41131000 | Leather further prepared after tanning or crusting includ parchment-dressed leather, w/o wool/hair,of goats or kids      | 13 431            | 108 750   | 481 549                 | 3 988 314  |
| 41132000 | Leather further prepared after tanning or crusting includ parchment-dressed leather, w/o wool/hair,of swine              | -                 | 610       | -                       | 10 821     |
| 41133000 | Leather further prepared after tanning or crusting includ parchment-dressed leather, w/o wool/hair,of reptiles           | 237               | 2 028     | 235 368                 | 1 504 494  |
| 41139000 | Leather further prepared after tanning/crusting includ parchment-dressed leather oth thn goats/kids, swine,& reptiles    | 1 371             | 7 745     | 88 884                  | 506 841    |
| 41142000 | Patent leather and patent laminated leather, metallised leather  | 16                | 97        | 437                     | 2 357      |
| 41151000 | Composition leather with a basis of leather or leather fibre, in slabs, sheets or strip, whether or not in rolls         | 33 933            | 119 028   | 628 569                 | 2 621 383  |
| 41152000 | Parings & oth waste of leather/composition leather,not for manufacture leather articles,leather dust,powder & flour      | 1 036             | 8 817     | 40 184                  | 327 166    |
| 42010000 | Saddlery & harness for any animal (traces,leads,knee pads,muzzles,saddle cloths,saddle bags,dog coats),of any material.  | 8 699             | 54 333    | 1 092 746               | 4 223 049  |
| 42021110 | Cases & containers,suit-case/brief-case with outer surface of leather/composition leather,max dimensions 56cmx45cmx25 cm | 385               | 3 872     | 150                     | 49 531     |
| 42021190 | Cases & containers,suit-case/brief-case with outer surface of leather/composition leather,dimension more 56cmx45cmx25 cm | 61 863            | 356 687   | 306 964                 | 3 383 590  |
| 42021211 | School satchels with outer surface of vulcanised fibre   | 41                | 5 458     | 3 037                   | 50 810     |
| 42021219 | School satchels with outer surface other than vulcanised fibre   | 31 213            | 947 306   | 566 644                 | 11 229 988 |
| 42021291 | Cases & containers,suit-case/brief-case with outer surface vulcanised fibre other than school satchels                   | -                 | 20        | -                       | 794        |
| 42021299 | Cases & containers,suit-case/brief-case with other than outer surface vulcanised fibre, other than school satchels       | 60 575            | 1 201 771 | 554 521                 | 35 949 636 |
| 42021920 | Trunks,suit-cases,vanity-cases executive-cases,brief-cases,school satchels & similar container,paperboard outer surface  | 11                | 1 937     | 19                      | 12 038     |
| 42021990 | Trunks,suit-cases,vanity-cases,executive-cases,brief-cases,school satchel&similar container, outer srface oth paperboard | 17 726            | 159 390   | 544 709                 | 4 725 654  |
| 42022100 | Handbags,whether/ not with shoulder strap,incl those without handle,outer surface of leather/ composition leather        | 93 370            | 1 723 376 | 4 634 063               | 64 862 469 |

Tabel 3 : Ekspor Indonesia menurut Komoditi ( Kode HS 8 digit )

|          |   | Oktober 2020      |            |                         |             |
|----------|---|-------------------|------------|-------------------------|-------------|
| Kode H S | Uraian golongan barang  | Berat bersih (Kg) |            | Nilai F.O.B. ( U S \$ ) |             |
|          |   | Bulan ini         | Kumulatif  | Bulan ini               | Kumulatif   |
| (1)      | (2)   | (3)               | (4)        | (5)                     | (6)         |
| 42022200 | Handbags,won w/shoulder strap,incl those wo handle w/outer surface of sheeting of plastics/of textile materials             | 538 595           | 5 584 507  | 8 232 001               | 92 346 014  |
| 42022900 | Handbags, whether or not with shoulder strap, including those without handle, oth thn sub heading 4202.21 - 4202.22         | 17 595            | 183 077    | 262 539                 | 2 309 958   |
| 42023100 | Articles of a kind normally carried in the pocket or in the handbag,with outer surface of leather or composition leather    | 6 541             | 48 958     | 398 209                 | 2 918 086   |
| 42023200 | Articles of a kind normally carried in pocket/in the handbag,w/outer surface of sheeting plastics or textile materials      | 8 900             | 44 291     | 353 610                 | 1 454 427   |
| 42023900 | Articles of a kind normally carried in pocket/in the handbag, oth thn sub heading 4202.31 - 4202.32                         | 242               | 18 719     | 8 352                   | 271 486     |
| 42029111 | Cases and containers, bowling bags with outer surface of leather or of composition leather                                  | 3                 | 211        | 2 189                   | 4 530       |
| 42029119 | Cases and containers, sports bag other than bowling bags, with outer surface of leather or of composition leather           | 243               | 9 645      | 8 030                   | 21 524      |
| 42029190 | Cases and containers, other sports bag, with outer surface of leather or of composition leather                             | 19 645            | 264 166    | 913 844                 | 9 007 280   |
| 42029210 | Cases and containers, toiletry bags, of sheeting of plastics  | 606               | 10 914     | 21 515                  | 325 756     |
| 42029220 | Cases and containers, bowling bags sheeting of plastics or of textile materials   | 51 863            | 145 469    | 761 120                 | 2 165 721   |
| 42029290 | Cases and containers, other than toiletry bags and bowling bags, of sheeting of plastics                                    | 1 234 866         | 14 776 535 | 19 839 978              | 232 917 489 |
| 42029910 | Cases and containers, other article, with outer surface of vulcanised fibre or paperboard                                   | 90                | 845        | 32                      | 4 766       |
| 42029920 | Cases and containers, other article, of copper  | 228               | 3 424      | 2 475                   | 109 676     |
| 42029990 | Cases & containers; nec in head 4202,of vulcanised fibre/of paperboard/wholly/mainly covered with such materials/w paper    | 33 421            | 300 081    | 417 209                 | 3 747 614   |
| 42031000 | Apparel, articles of apparel, of leather or of composition leather  | 18 090            | 154 852    | 405 633                 | 1 911 135   |
| 42032100 | Clothing accessories, gloves, mittens and mitts, specially designed for use in sports, of leather or composition leather    | 92 583            | 803 345    | 7 124 123               | 58 629 902  |
| 42032910 | Clothing accessories, protective work gloves, of leather or composition leather   | 1 430             | 93 035     | 59 511                  | 1 280 530   |
| 42032990 | Clothing accessories, other than protective work gloves, of leather or composition leather                                  | 8 477             | 86 620     | 464 330                 | 4 022 591   |
| 42033000 | Clothing accessories, belts and bandoliers, of leather or of composition leather  | 1 227             | 10 636     | 42 845                  | 381 662     |
| 42034000 | Clothing accessories; of leather or of composition leather, n.e.c. in heading no. 4203                                      | 114               | 9 768      | 553                     | 183 848     |
| 42050010 | Boot laces, mats, of leather or of composition leather  | 19                | 123        | 53                      | 3 397       |
| 42050020 | Industrial safety belts and harnesses of composition leather  | 109               | 529        | 1 681                   | 9 517       |
| 42050030 | Leather strings or chords of a kind used for jewellery or articles of personal adornment of composition leather             | 1 287             | 16 672     | 9 904                   | 275 605     |
| 42050040 | Articles of leather/composition leather used in machine/mechanic appliance/oth technic uses,o.t HS 4205.00.10-4205.00.30    | -                 | 2          | -                       | 82          |
| 42050090 | Articles of leather or of composition leather n.e.c in heading 4205   | 14 361            | 130 090    | 231 280                 | 2 725 904   |
| 43013000 | Raw furskins of lamb, the following<br>Astrakhan,Broadtail,Caracul,Persian&similar lamb,etc,whole w/or wo/head,tail or paws | -                 | 1          | -                       | 2           |
| 43021900 | Furskins, tanned/dressed,whole, w/or wo/head,tail/paws,not assembled, oth thn of mink, other than those of heading 43.03    | 1 874             | 11 778     | 5 260                   | 82 460      |
| 43031000 | Furskin articles; apparel and clothing accessories  | 7 162             | 7 589      | 9 311                   | 10 144      |
| 43039090 | Furskin articles; apparel and clothing accessories, n.e.c in heading 4303   | -                 | 10 372     | -                       | 141 562     |
| 43040020 | Articles for industrial uses  | -                 | 0          | -                       | 0           |
| 43040091 | Artificial fur articles; sports bags  | 31                | 219        | 110                     | 960         |
| 43040099 | Artificial fur articles; other than sports bags   | -                 | 990        | -                       | 16 229      |

Tabel 3 : Ekspor Indonesia menurut Komoditi ( Kode HS 8 digit )

|          |  | Oktober 2020      |             |                         |             |
|----------|--|-------------------|-------------|-------------------------|-------------|
| Kode H S | Uraian golongan barang   | Berat bersih (Kg) |             | Nilai F.O.B. ( U S \$ ) |             |
|          |  | Bulan ini         | Kumulatif   | Bulan ini               | Kumulatif   |
| (1)      | (2)  | (3)               | (4)         | (5)                     | (6)         |
| 44011100 | Fuel wood, in logs, in billets, in twigs, in faggots or in similar forms, from coniferous                                | 25 000            | 49 181      | 6 250                   | 44 825      |
| 44011200 | Fuel wood, in logs, in billets, in twigs, in faggots or in similar forms, from Non - coniferous                          | 27 145            | 385 437     | 3 019                   | 109 626     |
| 44012100 | Wood in chips or particles, from coniferous  | -                 | 66 465      | -                       | 28 140      |
| 44012200 | Wood in chips or particles, from non-coniferous  | 85 261 751        | 567 692 957 | 6 265 103               | 41 790 455  |
| 44013100 | Sawdust and wood waste and scrap, agglomerated in logs, briquettes, pellets or similar forms, wood pellets               | 32 541 594        | 283 477 294 | 2 934 373               | 28 040 295  |
| 44013900 | Sawdust and wood waste and scrap, agglomerated in logs, briquettes, pellets or similar forms, other than wood pellets    | 249 408           | 2 021 206   | 85 686                  | 804 668     |
| 44014000 | Sawdust and wood waste and scrap, not agglomerated   | 658 933           | 2 336 961   | 101 841                 | 573 985     |
| 44021000 | Wood charcoal (including shell or nut charcoal) of bamboo, whether or not agglomerated.                                  | 1 998 223         | 31 899 376  | 630 592                 | 9 557 823   |
| 44029010 | Wood charcoal (including shell or nut charcoal) of coconut shell, whether or not agglomerated.                           | 17 100 411        | 157 411 780 | 12 698 345              | 126 847 394 |
| 44029090 | Wood charcoal (including shell or nut charcoal) other than bamboo or coconut shell, whether or not agglomerated.         | 23 629 452        | 217 201 771 | 9 786 222               | 90 601 917  |
| 44034910 | Tropical wood, other than dark Red Meranti, light Red Meranti and Meranti Bakau, baulks, swalogs and veneer logs         | 3 600             | 15 882      | 51 487                  | 200 147     |
| 44034990 | Tropical wood, other than dark Red Meranti, light Red Meranti & Meranti Bakau, other baulks, swalogs and veneer logs     | -                 | 4 000       | -                       | 52 828      |
| 44042010 | Hoopwood, split poles,piles, picket & the like of non- coniferous, chipwood  | -                 | 538 534     | -                       | 211 104     |
| 44050010 | Wood wool  | -                 | 25 000      | -                       | 8 125       |
| 44050020 | Wood flour   | 161 811           | 2 100 520   | 106 296                 | 1 247 708   |
| 44071100 | Wood,coniferous,of pine (Pinus spp),sawn/chipped lengthwise,sliced/peeled,won planed,sanded/end-jointed,of thickness>6mm | 35 828            | 1 613 838   | 48 014                  | 1 813 784   |
| 44071200 | Wood,coniferous,of fir (Pinus spp)&spruce,sawn/chipped lengthwise,sliced/peeled,won planed,sanded/end-jointed, thick>6mm | 4 032             | 9 462       | 42 931                  | 71 007      |
| 44071900 | Wood,coniferous, n.e.c sub head 4407.11-4407.12,sawn/chipped, sliced/peeled, won planed, sanded/end-jointed,of thick>6mm | 29 828            | 332 287     | 145 870                 | 1 479 872   |
| 44072110 | Wood, tropical wood,of mahogany (Swietenia spp),planed,sanded or end-joint   | 131 463           | 1 354 865   | 137 588                 | 1 453 735   |
| 44072210 | Wood, tropical wood of virola, imbuia and balsa, planed, sanded or end-joint   | 95 543            | 5 553 757   | 149 511                 | 7 632 500   |
| 44072290 | Wood, tropical wood of virola, imbuia and balsa, other than planed, sanded or end-joint                                  | -                 | 6 014       | -                       | 5 249       |
| 44072511 | Wood, tropical wood of dark red maranti, light red meranti & meranti bakau, planed, sanded or end-joint                  | 268 156           | 2 241 860   | 360 626                 | 3 176 383   |
| 44072610 | Wood, tropical wood of white Lauan, white meranti, white seraya, yellow meranti and alan, planed, sanded or end-joint    | 25 526            | 46 837      | 22 872                  | 49 423      |
| 44072710 | Wood, tropical wood of sapelli, planed, sanded or end-joint  | 108 635           | 651 823     | 178 399                 | 1 272 456   |
| 44072911 | Wood, tropical wood of jelutong (Dyera spp),planed,sanded or end-joint   | 163 990           | 2 196 007   | 247 332                 | 3 532 808   |
| 44072921 | Wood, tropical wood of kapur (Dryobalanops spp), planed,sanded or end-joint  | 16 163            | 150 146     | 17 928                  | 98 281      |
| 44072931 | Wood, tropical wood of kempas (Koompassia spp),planed,sanded or end-joint  | 30 487            | 106 926     | 21 304                  | 66 363      |
| 44072941 | Wood, tropical wood of keruing (Dipterocarpus spp),planed,sanded or end-joint  | 211 651           | 1 269 870   | 161 687                 | 985 735     |
| 44072961 | Wood, tropical wood of teak (Tectona spp), planed,sanded or end-joint  | 14 377            | 98 024      | 27 403                  | 279 205     |
| 44072971 | Wood, tropical wood of balau (Shorea spp),planed,sanded or end-joint   | 30 357            | 438 317     | 18 214                  | 260 153     |
| 44072991 | Wood, tropical wood of jongkong (Dactylocladus spp.) and merbau (Intsia spp.), planed, sanded or end-jointed             | 3 732             | 294 290     | 1 569                   | 277 790     |
| 44072994 | Wood, tropical wood of albizia (Paraserianthes falcataria), planed, sanded or end-jointed                                | 12 686            | 187 397     | 14 847                  | 171 920     |

Tabel 3 : Ekspor Indonesia menurut Komoditi ( Kode HS 8 digit )

|          |  | Oktober 2020      |             |                         |             |
|----------|--|-------------------|-------------|-------------------------|-------------|
| Kode H S | Uraian golongan barang   | Berat bersih (Kg) |             | Nilai F.O.B. ( U S \$ ) |             |
|          |  | Bulan ini         | Kumulatif   | Bulan ini               | Kumulatif   |
| (1)      | (2)  | (3)               | (4)         | (5)                     | (6)         |
| 44072996 | Wood, tropical wood, of rubber (Hevea brasiliensis), planed, sanded or end-jointed                                       | 5 005 500         | 41 309 704  | 2 477 249               | 20 221 973  |
| 44072998 | Wood sawn other than hs 4406.29.91 - 4407.29.97, planed, sanded or end-jointed   | 674 495           | 5 954 464   | 900 655                 | 8 797 799   |
| 44079110 | Wood, non-coniferous and other than tropical wood of oak (Quercus spp),planed, sanded or end-jointed                     | -                 | 11 605      | -                       | 23 783      |
| 44079210 | Wood, non-coniferous and other than tropical wood of beech (Fogus spp),planed, sanded or end-jointed                     | 243               | 6 351       | 1 609                   | 28 683      |
| 44079390 | Wood, non-coniferous and other than tropical wood of maple (Acer spp), other than planed, sanded or end-jointed          | -                 | 13 724      | -                       | 11 751      |
| 44079610 | Wood, non-coniferous and other than tropical wood of birch (Betula spp), planed, sanded or end-jointed                   | -                 | 39          | -                       | 200         |
| 44079710 | Wood, non-coniferous and other than tropical wood of poplar and aspen (Populus spp), planed, sanded or end-jointed       | 3 630             | 60 559      | 9 742                   | 139 437     |
| 44079910 | Wood, non-coniferous and other than tropical wood other than n.e.c sub heading 4407.97, planed, sanded or end-jointed    | 40 215            | 199 417     | 81 714                  | 714 007     |
| 44079990 | Wood, non-coniferous & other than tropical wood other than n.e.c sub heading 4407.97, oth thn planed, sanded/end-jointed | -                 | 232 875     | -                       | 179 805     |
| 44081010 | Wood, coniferous, cedar wood pencil slats, Radiata pinewood of a kind used for blockboard manufacture, of coniferous     | 243 104           | 4 801 842   | 1 108 551               | 12 998 257  |
| 44081030 | Wood, coniferous, face veneer sheets, Radiata pinewood of a kind used for blockboard manufacture, of coniferous          | 1 385             | 40 406      | 11 996                  | 103 083     |
| 44081090 | Wood, coniferous, oth thn cedar wood pencil slats radiata pinewood used for blockboard manufa,oth thn face veneer sheets | 2 519             | 933 449     | 21 998                  | 1 006 435   |
| 44083100 | Dark Red Meranti, Light Red Meranti and Meranti Bakau of tropical wood, sheets for veneering, plywood and laminated wood | 84 999            | 973 583     | 161 809                 | 1 357 782   |
| 44083910 | Wood, tropical wood, jelutong wood pencil slats, other than dark Red Meranti, Light Red Meranti and Meranti Bakau        | -                 | 175 727     | -                       | 257 086     |
| 44083920 | Face veneer sheets of tropical wood other than Red Meranti, Light Red Meranti and Meranti Bakau                          | 29 265            | 199 329     | 114 312                 | 484 848     |
| 44083990 | Wood,tropical wood,oth thn Jelutong wood pencil slats&face veneer sheets,oth Red Meranti,Light Red Meranti&Meranti Bakau | 3 259 651         | 17 207 073  | 2 679 151               | 15 999 288  |
| 44089010 | Face veneer sheets, of non-coniferous and other than tropical wood   | 3 624 701         | 20 513 284  | 2 873 587               | 16 575 951  |
| 44089090 | Wood, nec in head 4408, sheets for veneer/plywood, oth wood sawn, slice/peel, whether/not plan, sand/end-join,thick<=6mm | 2 073 156         | 13 300 821  | 1 661 203               | 13 451 058  |
| 44091000 | Wood, coniferous, cotinuously shaped along any of its edgee,ends/faces, won planed,sanded or end-jointed                 | 357 903           | 2 678 835   | 838 856                 | 7 676 971   |
| 44092200 | Wood,non-coniferous of tropical wood, cotinuously shaped along any of its edgee,ends/faces,won planed,sanded/end-jointed | 50 292 929        | 424 543 938 | 54 853 976              | 475 420 224 |
| 44092900 | Wood, non-coniferous, n.e.c 4409, cotinuously shaped along any of its edgee, ends/faces,won planed,sanded or end-jointed | 1 850 433         | 17 775 946  | 2 249 068               | 23 002 973  |
| 44101100 | Particle board of wood, whether or not agglomerated with resins or other organic binding substances.                     | 7 926 930         | 89 170 541  | 1 288 205               | 14 682 280  |
| 44101900 | Wafer board&similar board of wood nec in item 4410.1,whether/not agglomerated with resins/oth organic binding substances | -                 | 795         | -                       | 27 877      |
| 44109000 | Particle board,OSB,similar board of ligneous materials oth thn wood, whether/not agglomerated other than in heading 4410 | 25                | 3 072       | 14                      | 10 298      |
| 44111200 | Medium density fibreboard (MDF), of a thickness not exceeding 5 mm   | 9 781 167         | 130 581 990 | 3 389 505               | 39 324 900  |
| 44111300 | Medium density fibreboard (MDF), of a thickness exceeding 5 mm but not exceeding 9 mm                                    | 7 834 090         | 50 374 779  | 2 153 177               | 13 652 674  |
| 44111400 | Medium density fibreboard (MDF), of a thickness exceeding 9 mm   | 16 082 927        | 99 157 869  | 3 659 260               | 23 459 776  |
| 44119200 | Fibreboard of a density exceeding 0.8 g/cm?  | -                 | 25 000      | -                       | 48 452      |

Tabel 3 : Ekspor Indonesia menurut Komoditi ( Kode HS 8 digit )

|          |  | Oktober 2020      |               |                         |             |
|----------|--|-------------------|---------------|-------------------------|-------------|
| Kode H S | Uraian golongan barang   | Berat bersih (Kg) |               | Nilai F.O.B. ( U S \$ ) |             |
|          |  | Bulan ini         | Kumulatif     | Bulan ini               | Kumulatif   |
| (1)      | (2)  | (3)               | (4)           | (5)                     | (6)         |
| 44119300 | Fibreboard of a density exceeding 0.5 g/cm   but not exceeding 0.8 g/cm  | 242 026           | 35 040 391    | 66 862                  | 8 248 780   |
| 44121000 | Plywood, veneered panels and similar laminated wood, of bamboo   | 54                | 97 920        | 592                     | 336 868     |
| 44123100 | Plywood,consisting solely of sheets of wood (not bamboo),each ply 6mm/thinner,with at least 1 outer ply of tropical wood | 105 632 194       | 1 107 199 194 | 87 088 502              | 955 629 897 |
| 44123300 | Plywood,sheets of wood only, not bamboo, each ply<=6mm, with at least 1 outer ply of alder, ash, beech, birch,cherry,etc | 9 952 871         | 59 547 937    | 10 048 056              | 65 676 854  |
| 44123400 | Plywood,consist only sheets of wood,each ply <6 mm thick, oth w/at least 1 outer ply nonconiferous n.e.c subhead 4412.33 | 1 060 444         | 13 186 025    | 889 526                 | 10 230 598  |
| 44123900 | Plywood,consisting only of sheets of wood (not bamboo), each ply 6mm or thinner,with both outer plies of coniferous wood | 5 586 756         | 52 990 631    | 4 694 950               | 45 552 100  |
| 44129400 | Blockboard, laminboard and battenboard (not bamboo,& other than plywood consisting only of sheets of wood each ply<=6mm) | 36 593 342        | 304 636 869   | 35 592 404              | 303 129 254 |
| 44129910 | Plywood,veneered panels&similar (o.t block,lamin&batten-board, bamboo,&plywood each ply <=6mm), >=1 side faced w plastic | 441 741           | 6 766 117     | 875 213                 | 12 815 757  |
| 44129920 | Plywood,veneered panels&similar (o.t block,lamin&batten-board, bamboo,&plywood each ply <=6mm), >=1 side faced with teak | 57                | 105 149       | 29                      | 161 736     |
| 44129930 | Plywood,veneered panel&similar (o.t block,lamin&batten-board, bamboo, each ply <=6mm),>=1 side faced w oth tropical wood | 139 100           | 2 509 809     | 118 268                 | 1 956 177   |
| 44129990 | Plywood,veneered panel&similar (o.t block,lamin&batten-board, bamboo, each ply <=6mm),>=1 side faced,nec subhead 4412.99 | 2 727 304         | 22 979 469    | 3 677 479               | 29 845 219  |
| 44130000 | Densified wood, in blocks, plates, strips or profile shapes.   | 709               | 14 579        | 10 106                  | 51 972      |
| 44140000 | Wooden frames for paintings, photographs, mirrors or similar objects.  | 1 304 975         | 9 101 506     | 4 498 402               | 30 418 575  |
| 44151000 | Wood, cases, boxes, crates, drums and similar packings, cabledrums   | 237 907           | 2 085 393     | 496 768                 | 4 507 905   |
| 44152000 | Wood, pallets, box pallets and other load boards, pallet collars   | 308 540           | 2 908 339     | 214 115                 | 1 910 084   |
| 44160010 | Wood, casks, barrels, vats, tubs and other coopersÆ products and parts thereof; staves.                                  | 12 255            | 38 961        | 27 841                  | 118 920     |
| 44160090 | Wood, casks, barrels, vats, tubs and other coopersÆ products and parts thereof; other than staves.                       | 422               | 5 129         | 746                     | 8 323       |
| 44170010 | Wood, boot or shoe lasts, of wood  | -                 | 887           | -                       | 837         |
| 44170090 | Wood, tools, tool bodies, tool handles, broom or brush bodies and handles, of wood                                       | 150 472           | 1 187 529     | 376 599                 | 2 820 139   |
| 44181000 | Wood, windows, French windows and their frames   | 158 510           | 984 336       | 267 288                 | 1 615 075   |
| 44182000 | Wood, doors and their frames and thresholds  | 10 903 140        | 80 638 849    | 20 523 360              | 160 950 513 |
| 44185000 | Wood, shingles and shakes  | 1 100             | 72 035        | 680                     | 32 780      |
| 44186000 | Wood,posts and beams   | 440               | 640 780       | 720                     | 713 967     |
| 44187400 | Wood, assembled flooring panels, not of bamboo or with at least the top layer (wear layer) of bamboo, for mosaic floors  | 2 449             | 13 897        | 10 710                  | 90 714      |
| 44187500 | Wood, assembled flooring panels, not of bamboo or with at least the top layer (wear layer) of bamboo, multilayer         | 2 349 913         | 16 803 107    | 6 083 741               | 47 191 652  |
| 44187900 | Wood, assembled flooring panels, n.e.c in headings 4418.73-4418.75   | 959 385           | 8 608 828     | 2 428 781               | 20 323 383  |
| 44189910 | Wood, builders' joinery and carpentry of wood n.e.c. in heading no. 4418, other than of bamboo, cellular wood panels     | 2 833 540         | 25 041 546    | 4 648 641               | 41 251 109  |
| 44189990 | Wood, builders' joinery and carpentry of wood n.e.c. in heading 4418, oth thn of bamboo, oth thn cellular wood panels    | 3 479 667         | 35 934 986    | 6 339 985               | 62 670 741  |
| 44191100 | Tableware and kitchenware, of wood; of bamboo, bread boards, chopping boards and similar boards                          | 1                 | 44 808        | 37                      | 127 357     |
| 44191200 | Tableware and kitchenware, of wood; of bamboo, chopsticks  | 8 895             | 87 643        | 8 042                   | 166 434     |
| 44191900 | Tableware and kitchenware, of wood; of bamboo, n.e.c. in heading 4419  | 1 196             | 42 082        | 16 826                  | 156 749     |
| 44199000 | Tableware and kitchenware, of wood; not of bamboo  | 925 496           | 7 409 505     | 2 473 455               | 20 429 334  |
| 44201000 | Wood, statuettes and other ornaments, of wood  | 1 422 118         | 11 689 543    | 4 558 627               | 39 181 326  |



Tabel 3 : Ekspor Indonesia menurut Komoditi ( Kode HS 8 digit )

|          |  | Oktober 2020      |             |                         |             |
|----------|--|-------------------|-------------|-------------------------|-------------|
| Kode H S | Uraian golongan barang   | Berat bersih (Kg) |             | Nilai F.O.B. ( U S \$ ) |             |
|          |  | Bulan ini         | Kumulatif   | Bulan ini               | Kumulatif   |
| (1)      | (2)  | (3)               | (4)         | (5)                     | (6)         |
| 44209010 | Wood, wooden articles of furniture not falling in Chapter 94   | 133 638           | 1 537 905   | 524 557                 | 5 563 219   |
| 44209090 | Wood marquetry and inlaid wood, caskets and cases for jewellery or cutlery, and similar articles, of wood                | 62 462            | 342 103     | 74 304                  | 490 380     |
| 44211000 | Clothes hangers of wood  | 6 838             | 46 888      | 80 138                  | 324 957     |
| 44219110 | Spools, cops and bobbins, sewing thread reels and the like of bamboo   | 14                | 205         | 361                     | 3 271       |
| 44219120 | Match splints of bamboo  | -                 | 3 179       | -                       | 2 279       |
| 44219130 | Candy sticks, ice-cream sticks and ice-cream spoons of bamboo  | 33                | 134         | 646                     | 818         |
| 44219140 | Fans and handscreens, frames and handles therefor, and parts thereof of bamboo   | -                 | 881         | -                       | 17 849      |
| 44219150 | Prayer beads of bamboo   | 1                 | 29          | 27                      | 3 009       |
| 44219160 | Toothpicks of bamboo   | -                 | 2           | -                       | 3           |
| 44219190 | Wood, of bamboo, articles n.e.c. HS 4421.91.10 - HS 4421.91.60   | 1 038             | 13 122      | 5 322                   | 65 963      |
| 44219910 | Spools, cops and bobbins, sewing thread reels and the like of wood other than of bamboo                                  | 33                | 7 884       | 1 294                   | 92 525      |
| 44219920 | Match splints of wood other than of bamboo   | -                 | 12 350      | -                       | 30 848      |
| 44219930 | Wooden pegs or pins for footwear other than of bamboo  | 0                 | 1 474       | 0                       | 2 974       |
| 44219940 | Candy sticks, icecream sticks and icecream spoons other than of bamboo   | -                 | 44 785      | -                       | 102 698     |
| 44219970 | Wood, fans and handscreens, frames and handles therefor, and parts thereof other than of bamboo                          | -                 | 102         | -                       | 1 874       |
| 44219980 | Wood, toothpicks other than of bamboo  | -                 | 1 486       | -                       | 287         |
| 44219993 | Wood, prayer beads other than of bamboo  | -                 | 6           | -                       | 160         |
| 44219994 | Wood, other beads other than of bamboo   | -                 | 5 179       | -                       | 12 557      |
| 44219995 | Wood, sticks for making joss sticks other than of bamboo   | -                 | 1 866       | -                       | 1 458       |
| 44219996 | Wood, barecore other than of bamboo  | 35 210 770        | 403 826 130 | 17 255 788              | 218 683 436 |
| 44219999 | Wood, article of wood, other than bamboo, articles n.e.c. HS 4421.99.93 - HS 4421.99.96                                  | 96 028            | 675 972     | 167 177                 | 998 237     |
| 45011000 | Natural cork, raw or simply prepared   | -                 | 8 085       | -                       | 9 265       |
| 45020000 | Natural cork,debacked/roughly squared/rectangular blocks,plates,sheets/strip(incl sharpedged blanks for corks/stoppers)  | -                 | 26          | -                       | 1 008       |
| 45031000 | Articles of natural cork, corks and stoppers of natural cork   | -                 | 0           | -                       | 0           |
| 45039000 | Articles of natural cork, other than corks and stoppers of natural cork  | 1 325             | 55 396      | 2 344                   | 135 203     |
| 45041000 | Cork; blocks, plates, sheets and strip, tiles of any shape, solid cylinders (including discs), of agglomerated cork      | -                 | 7 465       | -                       | 9 405       |
| 45049000 | Articles of agglomerated cork oth thn blocks,plates,sheets & strip,tiles of any shape, solid cylinders, including discs. | 1                 | 257         | 37                      | 12 193      |
| 46012100 | Plaiting materials, plaits and similar products of plaiting materials; mats, matting and screens, of bambo               | 54 693            | 356 552     | 107 188                 | 1 055 542   |
| 46012200 | Plaiting materials, plaits and similar products of plaiting materials; mats, matting and screens, of rattan              | 35 059            | 411 263     | 195 236                 | 3 266 577   |
| 46012900 | Plaiting materials, plaits & similar products; mats, matting&screens, of vegetable materials other than bamboo or rattan | 56 458            | 439 186     | 336 386                 | 2 421 731   |
| 46019210 | Plaits and similar products of plaiting materials, whether or not assembled into strips of bamboo                        | 1 349             | 18 843      | 15 021                  | 43 133      |
| 46019220 | Fans and handscreens, frames and handles therefor, and parts thereof of bamboo   | 93                | 3 788       | 1 068                   | 27 277      |
| 46019290 | Plaiting materials, plaits and similar products of plaiting materials; of bamboo, n.e.c HS 4601.92.10 - HS 4601.92.20    | 155 359           | 904 566     | 124 661                 | 788 459     |
| 46019310 | Plaits and similar products of plaiting materials, whether or not assembled into strips of rattan                        | 8 698             | 63 106      | 80 949                  | 514 806     |
| 46019320 | Fans and handscreens, frames and handles therefor, and parts thereof of rattan   | 2 560             | 2 659       | 4 045                   | 7 837       |
| 46019390 | Plaiting materials, plaits and similar products of plaiting materials; of rattan, n.e.c HS 4601.93.10 - HS 4601.93.20    | 10 403            | 180 379     | 26 626                  | 474 938     |
| 46019410 | Plaits and similar products of plaiting materials, whether or not assembled into strips of vegetable materials           | 6 684             | 30 471      | 68 799                  | 312 141     |
| 46019420 | Fans and handscreens, frames and handles therefor, and parts thereof of vegetable materials                              | -                 | 74          | -                       | 142         |

Tabel 3 : Ekspor Indonesia menurut Komoditi ( Kode HS 8 digit )

|          |  | Oktober 2020      |               |                         |               |
|----------|--|-------------------|---------------|-------------------------|---------------|
| Kode H S | Uraian golongan barang   | Berat bersih (Kg) |               | Nilai F.O.B. ( U S \$ ) |               |
|          |  | Bulan ini         | Kumulatif     | Bulan ini               | Kumulatif     |
| (1)      | (2)  | (3)               | (4)           | (5)                     | (6)           |
| 46019490 | Plaiting materials, plaits&similar products of plaiting materials,of vegetable materials,n.e.c HS 4601.94.10- 4601.94.20 | 1 079             | 8 696         | 5 099                   | 49 571        |
| 46019910 | Mats and matting of other than bamboo, rattan, and other vegetable materials   | -                 | 5 677         | -                       | 10 819        |
| 46019920 | Plaits and similar products of plaiting materials, whether or not assembled into strips                                  | 64 064            | 405 949       | 335 710                 | 2 226 702     |
| 46019930 | Fans & handscreens,frames & handles therefor, & parts thereof of oth thn bamboo,rattan,& oth vegetable materials         | -                 | 3 329         | -                       | 15 073        |
| 46019990 | Plaiting materials,plaits&similar prod of plaiting material, product of non-vegetable materials,nec HS 46019910-46019930 | 67 710            | 444 622       | 76 650                  | 601 528       |
| 46021110 | Travelling bags and suitcases of bamboo  | 235               | 1 850         | 2 178                   | 19 139        |
| 46021120 | Envelopes for bottles of bamboo  | 3 596             | 3 596         | 78 645                  | 78 645        |
| 46021190 | Basketwork, wickerwork and other articles; of bamboo, n.e.c HS 4602.11.10 - HS 4602.11.20                                | 211 219           | 1 458 564     | 723 005                 | 4 849 229     |
| 46021210 | Travelling bags and suitcases of rattan  | 135 461           | 881 333       | 728 277                 | 4 756 092     |
| 46021220 | Envelopes for bottles of rattan  | 831               | 1 234         | 37 746                  | 41 921        |
| 46021290 | Basketwork, wickerwork and other articles; of rattan, n.e.c HS 4602.12.10 - HS 4602.12.20                                | 1 099 298         | 9 749 001     | 6 019 123               | 42 724 516    |
| 46021910 | Travelling bags and suitcases of vegetable materials other than of bamboo and rattan                                     | 173 511           | 909 891       | 1 169 486               | 5 986 761     |
| 46021920 | Envelopes for bottles of vegetable materials other than of bamboo and rattan   | -                 | 4 401         | -                       | 50 337        |
| 46021990 | Basketwork, wickerwork and other articles; of vegetable materials, n.e.c HS 4602.19.10 - HS 4602.19.20                   | 411 048           | 1 956 146     | 2 498 185               | 11 731 152    |
| 46029010 | Travelling bags and suitcases other than of vegetable materials  | 4 673             | 48 076        | 12 372                  | 223 225       |
| 46029020 | Envelopes for bottles other than of vegetable materials  | 2 698             | 10 081        | 18 575                  | 77 078        |
| 46029090 | Basketwork, wickerwork and other articles; other than vegetable materials, n.e.c HS 4602.90.10 - HS 4602.90.20           | 51 882            | 425 803       | 269 176                 | 2 474 642     |
| 47020000 | Chemical wood pulp, dissolving grades  | 56 047 368        | 706 913 391   | 13 455 104              | 334 318 032   |
| 47031900 | Chemical wood pulp, soda or sulphate, (other than dissolving grades); unbleached, of non-coniferous wood                 | 500 000           | 39 180 000    | 206 067                 | 17 730 416    |
| 47032900 | Chemical wood pulp, soda or sulphate, (other than dissolving grades); semi-bleached or bleached, of non-coniferous wood  | 477 488 545       | 4 035 977 604 | 203 720 815             | 1 760 153 721 |
| 47062000 | Pulp of fibres derived from recovered (waste and scrap) paper or paperboard  | 5 040 813         | 43 912 706    | 527 377                 | 6 226 649     |
| 47063000 | Pulps of fibres derived from bamboo  | -                 | 52 226        | -                       | 95 526        |
| 47069100 | Pulps of fibres derived from other fibrous cellulosic material obtained by mechanical processes                          | 76 922            | 493 096       | 196 313                 | 1 832 482     |
| 47069200 | Pulps of fibres derived from other fibrous cellulosic material obtained by chemical processes                            | -                 | 14            | -                       | 4             |
| 47071000 | Recovered (waste and scrap) unbleached kraft paper or paperboard or corrugated paper or paperboard                       | 35                | 1 849 726     | 1 029                   | 254 911       |
| 47073000 | Paper or paperboard; waste and scrap, made mainly of mechanical pulp (e.g newspapers, journals & similar printed matter) | 907 181           | 1 817 985     | 133 538                 | 265 513       |
| 47079000 | Paper or paperboard;waste&scrap, of paper/paperboard n.e.c. sub heading 4707.10 - 4707.30&of unsorted waste&scrap        | 1 346 600         | 10 902 067    | 131 374                 | 1 876 988     |
| 48010011 | Newsprint; Weighing not more than 55 g/m2; In rolls, of a width exceeding 28 cm but not exceeding 36 cm                  | 124 570           | 1 027 414     | 56 931                  | 453 946       |
| 48010012 | Newsprint; Weighing not more than 55 g/m2; In rolls, other than 4801.00.11   | 819 140           | 18 857 951    | 365 038                 | 8 766 669     |
| 48010014 | Newsprint; Weighing <=55g/m2; In sheets, square/rectangular, one side >36 cm, & oth side >15 cm in the unfolded state    | 14 727            | 71 006        | 16 729                  | 75 576        |
| 48010021 | Newsprint; Weighing more than 55 g/m2; In rolls, of a width exceeding 28 cm but not exceeding 36 cm                      | -                 | 20            | -                       | 13            |
| 48010024 | Newsprint; Weighing >55g/m2; In sheets, square/rectangular, one side >36 cm, & oth side >15 cm in the unfolded state     | 24                | 5 975         | 42                      | 7 326         |
| 48022090 | Uncoated paper&paperboard in rolls of >15 cm in width/in rectangular sheet of which no side >36 cm in the unfolded state | 2 256             | 24 896        | 3 798                   | 41 000        |

Tabel 3 : Ekspor Indonesia menurut Komoditi ( Kode HS 8 digit )

| Kode H S | Uraian golongan barang   | Berat bersih (Kg) |               | Nilai F.O.B. ( U S \$ ) |             |
|----------|--|-------------------|---------------|-------------------------|-------------|
|          |  | Bulan ini         | Kumulatif     | Bulan ini               | Kumulatif   |
|          |  | (3)               | (4)           | (5)                     | (6)         |
| 48025429 | Paperboard,oth carbon base ppr w<20g/m2, roll >15cm, width/rectangular sheet of which no side>36cm,unfold state,w<40g/m2 | -                 | 43 593        | -                       | 39 409      |
| 48025440 | Uncoated paper&paperboard,used for writing,printing&oth graphic,rolls not>15cm width/rectangular sheet>36cm,unfold state | -                 | 59 513        | -                       | 54 752      |
| 48025490 | Carbonising base paper, n.e.c HS code 4802.54.30 - HS 4802.54.50   | 38 022            | 797 966       | 56 202                  | 1 266 037   |
| 48025569 | Paper and paperboard of a kind used for writing, printing and other graphic purposes, of a width exceeding 15 cm         | 14 138 507        | 75 373 869    | 7 652 400               | 42 851 481  |
| 48025590 | Paper and paperboard of a kind used for writing, printing and other graphic purposes, other than multi-ply paper         | 79 878 606        | 591 728 487   | 40 584 663              | 312 033 168 |
| 48025639 | Carbonising base paper, with no side <= 36 cm, weight 40-150 g/m2 sheets 1 side<435mm&other side < 297mm, unfolded state | -                 | 74 586        | -                       | 64 602      |
| 48025641 | Paper&paperboard of a kind used for writing,printing&oth graphic purposes,width<36cm in rectangular sheet,unfolded state | 11 783 831        | 99 785 844    | 8 623 428               | 80 320 729  |
| 48025690 | Paper&paperboard,used for writing,printing&oth graphic purposes,40-150 g/m2, 1 side<435mm &oth<297mm,oth multy-ply paper | 119 732 298       | 1 107 321 855 | 76 698 202              | 758 590 280 |
| 48025711 | Carbonising base paper, with no side > 36 cm in the unfolded state, weighing 40 g/m2 or more but not more than 150 g/m2  | -                 | 101 556       | -                       | 196 880     |
| 48025719 | Carbonising base paper, with no side <= 36 cm in the unfolded state, weighing 40 g/m2 or more but not more than 150 g/m2 | 228 305           | 1 171 162     | 1 359 911               | 7 536 086   |
| 48025729 | Paper&paperboard,used for writing, printing&oth graphic purposes, with no side <=36cm,unfolded state, weight 40-150 g/m2 | 10 236 374        | 74 693 899    | 5 795 195               | 47 112 311  |
| 48025790 | Paper & paperboard, other than multi-ply paper, unfolded state, weighing 40 g/m2-150 g/m2                                | 44 809 128        | 368 541 732   | 24 992 347              | 216 397 891 |
| 48025829 | Fancy paper&paperboard,roll width > 15 cm rectangular sheet w/1 side <=36cm&oth side<=15 cm, w >=150 g/m2,unfolded state | -                 | 155 699       | -                       | 246 843     |
| 48025831 | Ppr&pprboard,for writing, printing&oth graph purpose,roll width>15 cm rect,with no side>36cm,unfolded state, w>=150 g/m2 | 67 481            | 1 762 104     | 60 879                  | 1 782 905   |
| 48025839 | Ppr&pprboard,for writing, printing&oth graph purpose,roll width<=15 cm rect,with no side>36cm,unfolded state,w>=150 g/m2 | 3 097 702         | 33 300 380    | 2 162 214               | 25 949 339  |
| 48025891 | Paper & paperboard, weighning 150g/m2 - 225 g/m2, unfolded state, n.e.c HS 4802.58.21- HS 4802.58.40                     | 2 642 806         | 22 028 518    | 1 772 295               | 16 261 340  |
| 48025899 | Paper & paperboard, weighing less than 150g/m2, unfolded state, n.e.c HS 4802.58.21- HS 4802.58.40                       | 3 100 935         | 20 053 938    | 2 140 675               | 15 646 889  |
| 48026160 | Paper and paperboard, multi-ply paper, in roll   | -                 | 12 971        | -                       | 66 044      |
| 48026220 | Fancy ppr&pprboard,w/wtrmrk granitizedFelt,Fibre,vellumAntique-finish/aSpeckBlend,1 side<=435mm&oth<=297mm, unfold state | -                 | 53 469        | -                       | 113 594     |
| 48026299 | Fancy paper&paperboard, oth multi-ply paper,unfolded state, in sheets 1 side<=435mm & oth<=297mm, w<150g/m2 or w>225g/m2 | -                 | 24 515        | -                       | 56 760      |
| 48026999 | Paper & paperboard, other than multi-ply paper, weighing < 150 g/m2 or weighing > 225 g/m2, unfolded state               | -                 | 182 930       | -                       | 147 681     |
| 48030030 | Toilet/facial tissue stock, towel or napkin stock and similar paper of cellulose wadding or of webs of cellulose fibres  | 6                 | 18 769        | 6                       | 35 612      |
| 48030090 | Toilet/facial tissue stock, towel/napkin stock & similar paper of other than cellulose wedding/webs of cellulose fibres  | 67 975 045        | 737 411 316   | 59 796 769              | 668 167 529 |
| 48041100 | Kraftliner, unbleached   | 122 682           | 4 561 552     | 47 159                  | 1 736 482   |
| 48041900 | Kraftliner, bleached   | -                 | 117 515       | -                       | 110 853     |
| 48042110 | Sack kraft paper, unbleached of a kind used for making cement bags   | -                 | 228 058       | -                       | 148 947     |

Tabel 3 : Ekspor Indonesia menurut Komoditi ( Kode HS 8 digit )

| Kode H S | Uraian golongan barang   | Berat bersih (Kg) |             | Nilai F.O.B. ( U S \$ ) |             |
|----------|--|-------------------|-------------|-------------------------|-------------|
|          |  | Bulan ini         | Kumulatif   | Bulan ini               | Kumulatif   |
|          |  | (1)               | (2)         | (3)                     | (4)         |
| 48042190 | Sack kraft paper, unbleached, other than of a kind used for making cement bags   | 53 309            | 244 582     | 33 691                  | 157 117     |
| 48042990 | Sack kraft paper, bleached, other than of a kind used for making cement bags   | 2 930 384         | 7 992 320   | 2 487 421               | 6 928 782   |
| 48043190 | Kraft paper and paperboard weighing 150 g/m2 or less, unbleached, n.e.c HS 4804.31.10 - HS 4804.31.50                    | -                 | 167 055     | -                       | 118 582     |
| 48043920 | Kraft paper and paperboard weighing 150 g/m2 or less, bleached, used for making food packaging                           | 262 643           | 2 668 266   | 363 021                 | 3 581 365   |
| 48043990 | Kraft paper and paperboard weighing 150 g/m2 or less, bleached, n.e.c HS 4804.39.10 and HS 4804.39.20                    | 267 532           | 25 468 614  | 227 396                 | 18 355 691  |
| 48044190 | Kraft paper and paperboard weighing 150 g/m2 - 225 g/m2, unbleached, other than electrical grade insulating kraft paper  | -                 | 233 160     | -                       | 128 689     |
| 48044990 | Paper & paperboard a kind not used for making food packaging,bleached uniformly throughout the mass & <=95% by weight    | -                 | 24 425      | -                       | 21 399      |
| 48045910 | Kraft ppr&pprboard; uncoated, for making food packaging, weight 225g/m2 or more, n.e.c. in subheading 4804.51 & 4804.52  | -                 | 25          | -                       | 48          |
| 48051100 | Semichemical fluting paper   | 8 311 767         | 130 982 718 | 2 756 510               | 41 583 523  |
| 48051200 | Straw fluting paper  | 24 041            | 47 685      | 44 350                  | 111 200     |
| 48051910 | Fluting paper other than semichemical and straw, weighing more than 150 g/m2 but less than 225 g/m2                      | 18 957 519        | 160 264 556 | 6 878 142               | 59 183 855  |
| 48051990 | Fluting paper other than semichemical and straw, other than weighing less than 150 g/m2 but more than 225 g/m2           | 116 452 371       | 912 999 890 | 42 509 435              | 310 071 577 |
| 48052400 | Testliner (recycled liner board), weighing 150 g/m2 or less  | 8 776 751         | 97 670 281  | 3 532 295               | 34 859 452  |
| 48052510 | Testliner (recycled liner board), Weighing >150 g/m2 and < 225 g/m2  | -                 | 6 004 142   | -                       | 2 126 685   |
| 48052590 | Testliner (recycled liner board), weighing equal or more than 225 g/m2   | 1 158 504         | 1 390 955   | 558 261                 | 623 258     |
| 48053090 | Sulphite wrapping paper, other than coloured paper of a kind used for wrapping wooden match box                          | -                 | 229         | -                       | 1 168       |
| 48055000 | Felt paper and paperboard  | 3 467 542         | 35 789 567  | 1 716 569               | 17 283 232  |
| 48059110 | Paper used as interleaf material for the packing of flat glass products,resin cont by weight <= 0.6 %,Weight <=150 g/m2  | -                 | 22 834      | -                       | 27 786      |
| 48059190 | Paper o.t for packing of flat glass products,resin cont by weight of <=0.6% &manufacture joss paper,weight <=150 g/m2    | 1 586 899         | 39 125 645  | 896 922                 | 21 571 907  |
| 48059210 | Multiply paper and paperboard, uncoated paper and paperboard, in rolls or sheets,weighing >150 g/m2 but<225 g/m2         | -                 | 104 850     | -                       | 65 597      |
| 48059290 | Uncoated paper and paperboard, in rolls or sheets,weighing >150 g/m2 but<225 g/m2, other multiply paper and paperboard   | 50 135            | 5 945 017   | 31 946                  | 3 393 668   |
| 48059310 | Multiply paper and paperboard, uncoated paper and paperboard, in rolls or sheets,weighing >=225 g/m2                     | 1 817 979         | 11 856 240  | 679 600                 | 5 143 822   |
| 48059390 | Uncoated paper and paperboard, in rolls or sheets,weighing =>225 g/m2, o.t multiply paper & paperboard& Blotting paper   | 247 194           | 2 662 579   | 81 168                  | 929 003     |
| 48062000 | Greaseproof papers   | 457 206           | 3 204 108   | 628 155                 | 4 788 650   |
| 48063000 | Tracing papers   | -                 | 5 440       | -                       | 22 526      |
| 48064000 | Glassine and other glazed transparent or translucent papers  | 49 270            | 371 341     | 46 531                  | 630 911     |
| 48070000 | Composite paper&paperboard, not surface?coated or impregnated, whether or not internally reinforced, in rolls or sheets. | -                 | 49 983      | -                       | 72 469      |
| 48081000 | Corrugated paper and paperboard, whether or not perforated   | 2                 | 500 002     | 214                     | 172 386     |
| 48089030 | Paper and paperboard, embossed paper   | 16 817            | 16 817      | 26 789                  | 26 789      |
| 48089090 | Paper and paperboard, other than HS code 4808.90.20 - 4808.90.30   | 9 377             | 121 021     | 10 718                  | 68 272      |
| 48092000 | Selfcopy paper   | 3 520 028         | 35 054 340  | 4 605 838               | 47 552 197  |
| 48099010 | Carbon paper and similar copying papers  | 14 026            | 62 186      | 21 245                  | 77 399      |
| 48101310 | Paper and paperboard,printed of a kind used for self-recording apparatus, of a width of 150 mm or less,in rolls          | -                 | 51          | -                       | 5 700       |
| 48101391 | Paper and paperboard, of a width of 150 mm or less, in rolls   | -                 | 421 276     | -                       | 245 970     |
| 48101399 | Paper and paperboard, other than of a width of more than 150 mm, in rolls  | 4 156 090         | 33 806 194  | 4 180 638               | 38 192 856  |

Tabel 3 : Ekspor Indonesia menurut Komoditi ( Kode HS 8 digit )

| Kode H S | Uraian golongan barang  | Berat bersih (Kg) |             | Nilai F.O.B. ( U S \$ ) |            |
|----------|---|-------------------|-------------|-------------------------|------------|
|          |   | Bulan ini         | Kumulatif   | Bulan ini               | Kumulatif  |
|          |   | (3)               | (4)         | (5)                     | (6)        |
| 48101491 | Pprboard;coat kaolin/o.t inorganic subs,print/write/graphic,have<10% weight fibre chemi/mechanical,unfold,no side>360mm   | -                 | 88 115      | -                       | 76 429     |
| 48101499 | Pprboard;coat kaolin/o.t inorganic subs,print/write/graphic,have<10% weight fibre chemi/mechanical,unfold,no side<=360mm  | 663 830           | 2 861 503   | 477 419                 | 2 122 436  |
| 48101910 | Printed,self-record apparatus,no side>360mm unfold state,have<10% weight fibre chemi/mechanical process,side>435mm&297mm  | 144 744           | 2 411 432   | 488 209                 | 4 763 949  |
| 48101999 | Printed,of a kind used for self-recording apparatus, of which no side<=360 mm   | 1 665 063         | 19 449 172  | 1 913 965               | 24 031 283 |
| 48102910 | Print,used for self-record apparatus,in roll of<150mm/in sheet no side>360mm unfolded state,o.t lightweight coat paper    | 181 597           | 1 067 265   | 353 026                 | 2 014 460  |
| 48102999 | Print,unused for self-record apparatus,in roll of>=150mm/in sheet no side>360mm unfold state,o.t lightweight coat paper   | 17 631 211        | 123 352 533 | 12 678 923              | 95 812 129 |
| 48103290 | Kraft paper&paperboard,bleached in rolls<=150 mm width/sheets no side > 360 mm in the unfolded state weighing >150g/m2    | -                 | 250 626     | -                       | 231 070    |
| 48103990 | Kraft paper&paperboard,unbleached in rolls>150 mm width/sheets no side > 360 mm in the unfolded state                     | -                 | 47 817      | -                       | 143 451    |
| 48109290 | Paper and paperboard,Multi-ply,In rolls of >150 mm in width or sheets of which side >360 mm in the unfolded state         | 13 408 477        | 98 940 224  | 6 792 802               | 54 169 521 |
| 48109990 | Paper&paperboard, other than multi-ply,In rolls of >150mm in width or sheets of which side>360mm in the unfolded state    | -                 | 40 498      | -                       | 34 471     |
| 48111090 | Tarred,bituminised/asphalted pap&papboard,except inRols,width>15cm/except inRectangular(inclSquare)sheetSide<36cmunfolded | -                 | 61 416      | -                       | 131 537    |
| 48114120 | Gummed/adhesive pap&papboard,self-adhesive, in rolls, width ?15cm/ in rectangular(inclSquare) sheets side ?36cm unfolded  | 235 907           | 1 980 910   | 641 044                 | 5 432 191  |
| 48114190 | Gummed/adhesivePap&papboard,selfadhesive, except rolls, width>15cm/exceptRectangular(inclSquare)sheetsSide?36cm,unfolded  | 627 159           | 6 288 218   | 1 432 703               | 13 518 465 |
| 48114990 | Gummed/adhesive pap&papboard,o.t adhesive,exceptInRolls,width>15cm/exc in rectang(inclSquare)shetSide?36cm unfolded       | 867               | 537 637     | 4 684                   | 974 962    |
| 48115199 | Paper&paperboard coated, bleached,weigh>150g/m2,in rolls of <=15cm,sheet no side <36cm unfolded state,o.t floor covering  | 18                | 389         | 18                      | 5 718      |
| 48115920 | Ppr&pprboard both faces w/trans film of plastic&w/a lining alumunium foil,liquid food product,bleached,weigh<=150 g/m2    | -                 | 100 000     | -                       | 73 117     |
| 48115999 | Paper&paperboard coated, bleached,weigh<=150g/m2, in roll of >15cm,sheets no side <36cm unfold state,o.t floor covering   | 1 065 617         | 10 597 813  | 1 200 867               | 12 267 369 |
| 48119091 | Ppr&pprboard,cellulose wadding&web cellulose fibre,in rolls>15cm rectangular sheet no side>36cm unfold state,floor cover  | -                 | 3 414       | -                       | 7 582      |
| 48119099 | Paper, paperboard, cellulose wadding and webs of cellulose fibres n.e.c. HS 4811.90.91 - 4811.90.92                       | 221 388           | 2 977 019   | 1 374 706               | 14 210 790 |
| 48131000 | Cigarette paper, in the form of booklets or tubes.  | 60 752            | 397 580     | 1 823 956               | 13 671 654 |
| 48132000 | Cigarette paper, in rolls of a width not exceeding 5 cm   | 1 033 672         | 9 838 713   | 1 998 503               | 18 049 495 |
| 48139010 | Cigarette paper, in rolls of a width exceeding 5 cm, coated   | 70 884            | 692 574     | 118 892                 | 1 119 702  |
| 48139090 | Cigarette paper, in rolls of a width exceeding 5 cm, not coated   | 136 424           | 1 168 867   | 1 045 928               | 8 090 973  |
| 48162010 | Selfcopy paper, in rolls of a width exceeding 15 cm but not exceeding 36 cm   | 911 230           | 10 657 906  | 1 236 369               | 14 600 799 |
| 48162090 | Selfcopy paper, in rolls except of a width exceeding 15 cm but exceeding 36 cm  | 165 307           | 1 450 550   | 233 521                 | 2 030 733  |
| 48169020 | Paper; other copying papers (other than those of heading no. 4809), n.e.c. in item no. 4816.20                            | -                 | 15          | -                       | 8          |
| 48171000 | Envelopes   | 335 349           | 2 061 053   | 598 033                 | 3 859 563  |
| 48173000 | Boxes, pouches, wallets and writing compendiums, of paper or paperboard, containing an assortment of paper stationery     | 260               | 1 104       | 1 102                   | 5 541      |

Tabel 3 : Ekspor Indonesia menurut Komoditi ( Kode HS 8 digit )

|          |  | Oktober 2020      |             |                         |            |
|----------|--|-------------------|-------------|-------------------------|------------|
| Kode H S | Uraian golongan barang   | Berat bersih (Kg) |             | Nilai F.O.B. ( U S \$ ) |            |
|          |  | Bulan ini         | Kumulatif   | Bulan ini               | Kumulatif  |
| (1)      | (2)  | (3)               | (4)         | (5)                     | (6)        |
| 48181000 | Toilet paper   | 1 069 218         | 177 296 459 | 1 446 743               | 44 786 263 |
| 48182000 | Handkerchiefs, cleansing or facial tissues and towels  | 3 358 439         | 287 502 473 | 5 315 701               | 94 185 750 |
| 48183020 | Serviettes   | 373 916           | 28 199 141  | 555 299                 | 7 784 771  |
| 48185000 | Articles of apparel and clothing accessories   | -                 | 7           | -                       | 791        |
| 48189000 | Cellulose wadding or webs of cellulose fibres, oth thn hs code 4818.10.00 - 4818.50.00                                   | 141 176           | 1 689 742   | 136 549                 | 1 775 576  |
| 48191000 | Cartons, boxes and cases, of corrugated paper or paperboard  | 674 439           | 11 448 832  | 783 867                 | 9 070 721  |
| 48192000 | Folding cartons, boxes and cases, of noncorrugated paper or paperboard   | 1 391 756         | 20 112 721  | 2 398 186               | 32 939 672 |
| 48193000 | Sacks and bags, having a base of a width of 40 cm or more  | 206 991           | 1 011 211   | 405 597                 | 2 304 899  |
| 48194000 | Paper&paperboard; sacks&bags, including cones, of paper, paperboard, cellulose wadding/fibres, having a base width <40cm | 2 841 515         | 18 653 590  | 7 478 894               | 53 657 275 |
| 48195000 | Paper&paperboard;packing container,include record sleeve,of paper,paperboard,cellulose wadding/fibre,nec in heading 4819 | 645 695           | 8 205 848   | 2 684 115               | 34 827 838 |
| 48196000 | Box files, letter trays, storage boxes and similar articles, of a kind used in offices, shops or the like                | 45 930            | 375 611     | 49 852                  | 396 954    |
| 48201000 | Registers, account books, note books, order books, receipt books, letter pads, memorandum pads, diaries&similar articles | 2 455 029         | 27 121 003  | 3 616 070               | 39 883 549 |
| 48202000 | Exercise books   | 1 592 699         | 47 911 904  | 1 977 436               | 53 724 986 |
| 48203000 | Binders (other than book covers), folders and file covers  | 227 417           | 2 086 002   | 441 647                 | 4 102 196  |
| 48204000 | Manifold business forms and interleaved carbon sets  | 417 962           | 489 943     | 648 831                 | 723 812    |
| 48205000 | Albums for samples or for collections  | 491               | 26 910      | 10 314                  | 399 996    |
| 48209000 | Registers, account books, note books, order books,etc, other than HS code 4820.10.00-4820.50.00                          | 104 376           | 667 118     | 268 702                 | 2 199 370  |
| 48211010 | Label for jewellery, incl objects of personal adornment /porsonal use in the pocket, in handbag / on the person, printed | 8                 | 346         | 48                      | 5 406      |
| 48211090 | Label for jewellery, incl objects of personal adornment /porsonal unuse in the pocket, in handbag/on the person, printed | 1 112             | 10 980      | 5 773                   | 83 169     |
| 48219010 | Label for jewellery,incl objects of personal adornment/porsonal use in the pocket, in handbag/on the person, not printed | -                 | 25          | -                       | 968        |
| 48219090 | Label for jewellery,incl objects of personal adornment/porsonal unuse in the pocket,in handbag/on the person,not printed | 1 053             | 4 261       | 8 892                   | 61 261     |
| 48221010 | Bobbin, spool, cop supports paper pulp,paper/paperboard(perforated/hardened/not), used for winding textile yarn,cone     | 150 518           | 2 110 873   | 135 834                 | 2 010 729  |
| 48221090 | Bobbin, spool, cop support paper pulp,paper/paperboard(perforated/hardened/not), used for winding textile yarn, o.t cone | 7 507             | 108 635     | 10 969                  | 169 986    |
| 48229090 | Bobbin, spool, cop support paper pulp,paper/paperboard(perforated/hardened/not),unused for winding textile yarn,o.t cone | 169 135           | 1 491 291   | 257 218                 | 2 087 499  |
| 48232010 | Filter paper and paperboard, ln strips, rolls or sheets  | 20 020            | 461 149     | 48 531                  | 520 421    |
| 48232090 | Filter paper and paperboard, other than in strips, rolls or sheets   | -                 | 29          | -                       | 70         |
| 48234090 | Rolls, sheets and dials, printed for selfrecording apparatus, not for electromedical apparatus                           | 241 343           | 3 058 073   | 383 531                 | 4 654 845  |
| 48236100 | Trays, dishes, plates, cups and the like, of paper or paperboard, of bamboo  | -                 | 19          | -                       | 18         |
| 48236900 | Trays, dishes, plates, cups and the like, of paper or paperboard, o.t of bamboo  | 1 104 120         | 7 219 775   | 2 950 613               | 19 280 419 |
| 48237000 | Moulded or pressed articles of paper pulp  | -                 | 12 413      | -                       | 640 506    |
| 48239010 | Cocooning frames for silkworms   | -                 | 4 739       | -                       | 7 468      |

Tabel 3 : Ekspor Indonesia menurut Komoditi ( Kode HS 8 digit )

|          |   | Oktober 2020      |           |                         |           |
|----------|---|-------------------|-----------|-------------------------|-----------|
| Kode H S | Uraian golongan barang  | Berat bersih (Kg) |           | Nilai F.O.B. ( U S \$ ) |           |
|          |   | Bulan ini         | Kumulatif | Bulan ini               | Kumulatif |
| (1)      | (2)   | (3)               | (4)       | (5)                     | (6)       |
| 48239020 | DisplayCardforJewellery,inclObj ofPersonal adornmentArticlesofpersonal useNormally caried inthepocket,inhandbag/onperson  | 465 507           | 6 668 667 | 317 698                 | 4 410 325 |
| 48239040 | Paper tube sets of a kind used for the manufacture of fireworks   | 11 537            | 119 847   | 36 590                  | 634 025   |
| 48239091 | Silicone paper  | -                 | 7 298     | -                       | 35 124    |
| 48239092 | Joss paper  | 269 984           | 3 066 273 | 124 222                 | 1 646 297 |
| 48239096 | Kraft paper, cut to shape other than rectangular or square  | -                 | 394 447   | -                       | 673 906   |
| 48239099 | Kraft paper, n.e.c. HS code 4823.90.91 - 4823.90.96   | 341 795           | 2 581 923 | 1 595 943               | 8 791 719 |
| 49011000 | Printed books, brochures, leaflets and similar printed matter, in single sheets, whether or not folded                    | 116 101           | 1 647 430 | 364 099                 | 6 622 363 |
| 49019100 | Dictionaries and encyclopaedias, and serial instalments thereof   | 231               | 287       | 335                     | 608       |
| 49019910 | Educational, technical, scientific, historical or cultural books  | 76 794            | 754 050   | 349 428                 | 2 202 057 |
| 49019990 | Printed books, other than educational, technical, scientific, historical or cultural books                                | 60 691            | 1 012 586 | 327 409                 | 3 946 739 |
| 49021000 | Newspapers, journals&periodicals, illustrated &containing advertising material/not, appearing at least four times a week  | 171               | 123 192   | 739                     | 30 063    |
| 49029010 | Educational, technical, scientific, historical or cultural journals and periodicals                                       | 979               | 9 363     | 1 804                   | 18 056    |
| 49029090 | Newspaper, journals,& periodicals, oth thn educational, technical, scientific,historical/cultural journals & periodicals  | 616               | 7 705     | 10 087                  | 39 905    |
| 49030000 | Children's picture, drawing or colouring books.   | 17 531            | 377 860   | 84 436                  | 1 493 258 |
| 49051000 | Globes, printed   | -                 | 251       | -                       | 29 777    |
| 49059100 | Maps&hydrographic/similar charts of all kinds,including atlases,wall maps&topographical plans,printed,In book form        | 1 005             | 8 054     | 1 351                   | 18 979    |
| 49059900 | Maps&hydrographic /similar charts of all kinds,including atlases,wall maps&topographical plans,printed,not in book form   | 3                 | 990       | 44                      | 3 768     |
| 49060000 | Plans&drawingsforArchitectural, engineering,industry,trade, topographic,handwriting, photographReproduction&carbonCopies  | 91                | 262       | 322                     | 126 646   |
| 49070021 | Unused postage stamps   | 114               | 2 950     | 136                     | 46 580    |
| 49070029 | Revenue or similar stamps   | 121               | 831       | 6 763                   | 1 377 949 |
| 49070040 | Stock, share or bond certificates and similar documents of title, cheque forms  | 538               | 4 115     | 5 836                   | 115 855   |
| 49070090 | Stamp/postage, stampPaper, banknotes, chequeForm, stock, bond certificates&similarDocument, n.e.c HS 49070010-49070040    | 95 226            | 551 282   | 276 120                 | 2 465 305 |
| 49081000 | Transfers (decalcomanias), vitrifiable  | 598               | 13 146    | 55 728                  | 370 311   |
| 49089000 | Transfers (decalcomanias), not vitrifiable  | 2 480             | 25 187    | 51 841                  | 1 448 367 |
| 49090000 | Printed/illustratedPostcard, print CardsBearing, message/ announcements, whit/notillustrated, with/o envelopes/trimmings. | 54 346            | 524 247   | 271 167                 | 3 000 216 |
| 49100000 | Calendars of any kind, printed, including calendar blocks.  | 366               | 23 360    | 1 708                   | 508 533   |
| 49111010 | Catalogues listing only educational, technical, scientific, historical or cultural books and publications                 | 886               | 5 739     | 10 084                  | 60 044    |
| 49111090 | adv Material, comercialCatalog, apartCatalogues listing onlyeduca, technic, scient, histori/cultural books&publications   | 17 988            | 119 137   | 164 837                 | 1 404 881 |
| 49119110 | Designs   | 1 427             | 3 518     | 519                     | 12 205    |
| 49119129 | Pictures and photographs, of a kind to be mounted for instructional purposes, other than Anatomical and botanical         | 406               | 1 195     | 4 695                   | 6 092     |
| 49119139 | Pictures and photographs, other than kind to be mounted for instructional purposes, other than Anatomical and botanical   | 4                 | 103       | 86                      | 2 846     |
| 49119910 | Printed card for jewellery/small object of person adornment/article of personal use normal carry in the pocket, handbag   | 482               | 4 115     | 3 506                   | 71 869    |
| 49119930 | Printed for educational, technical, scientific, historical or cultural material printed on a set of cards                 | -                 | 49        | -                       | 130       |
| 49119990 | Printed matter,apart advertsimaterial, commercial cataloguess,escPictures, design&photographs,n.e.c HS 49119910-49119930  | 8 463             | 601 749   | 78 762                  | 2 587 788 |
| 50010000 | Silkworm cocoons suitable for reeling.  | -                 | 44        | -                       | 177       |

Tabel 3 : Ekspor Indonesia menurut Komoditi ( Kode HS 8 digit )

|          |  | Oktober 2020      |           |                         |           |
|----------|--|-------------------|-----------|-------------------------|-----------|
| Kode H S | Uraian golongan barang   | Berat bersih (Kg) |           | Nilai F.O.B. ( U S \$ ) |           |
|          |  | Bulan ini         | Kumulatif | Bulan ini               | Kumulatif |
| (1)      | (2)  | (3)               | (4)       | (5)                     | (6)       |
| 50060000 | Silk yarn and yarn spun from silk waste, put up for retail sale, silkworm gut.   | 1 818             | 10 245    | 15 007                  | 17 605    |
| 50071020 | Woven fabrics of noil silk, Unbleached or bleached   | 3                 | 2 015     | 68                      | 1 264     |
| 50071030 | Woven fabrics of noil silk, Printed by the traditional batik process   | 112               | 415       | 10 595                  | 34 547    |
| 50071090 | Woven fabrics of noil silk, other than Unbleached or bleached and printed by the traditional batik process               | -                 | 52        | -                       | 1 117     |
| 50072020 | Woven fabrics, containing 85% or more by weight of silk or of silk waste other than noil silk, unbleached/bleached       | -                 | 3         | -                       | 3         |
| 50072090 | Woven fabrics,cont>=85% by weight of silk/of silk waste o.t noil silk, o.t unbleach/bleach&print by traditional batik    | -                 | 259       | -                       | 423       |
| 50079090 | Woven fabrics,cont<85% by weight/of silk waste o.t noil silk,o.t unbleach/bleach&print by traditional batik process      | -                 | 114       | -                       | 3 308     |
| 51011900 | Wool, not carded or combed, greasy, including fleece-washed wool, other than shorn wool                                  | -                 | 12        | -                       | 90        |
| 51012900 | Wool, not carded or combed, degreased, not carbonised, other than shorn wool   | -                 | 15        | -                       | 63        |
| 51021100 | Fine animal hair, not carded or combed, of Kashmir (cashmere) goats  | 9                 | 9         | 558                     | 558       |
| 51052900 | Wool tops and other combed wool, other than combed wool in fragments   | -                 | 4         | -                       | 63        |
| 51053900 | Fine animal hair, carded or combed, other than of Kashmir (cashmere) goats   | -                 | 1         | -                       | 1         |
| 51061000 | Yarn of carded wool, not put up for retail sale, containing 85 % or more by weight of wool                               | -                 | 331       | -                       | 6 972     |
| 51062000 | Yarn of carded wool, not put up for retail sale, containing less than 85 % by weight of wool                             | -                 | 1         | -                       | 7         |
| 51071000 | Yarn of combed wool, not put up for retail sale, containing 85 % or more by weight of wool                               | -                 | 73 994    | -                       | 513 366   |
| 51072000 | Yarn of combed wool, not put up for retail sale, containing less than 85 % by weight of wool                             | -                 | 1         | -                       | 1         |
| 51091000 | Yarn of wool /of fine animal hair, put up for retail sale, containing 85 % /more by weight of wool / of fine animal hair | -                 | 192       | -                       | 257       |
| 51099000 | Yarn of wool/fine animal hair,put up for retail sale, other than containing 85%/more by weight of wool/fine animal hair  | -                 | 40        | -                       | 83        |
| 51100000 | Yarn of coarse animal hair or of horsehair (including gimped horsehair yarn), whether or not put up for retail sale.     | 3 254             | 30 518    | 1 210                   | 14 301    |
| 51111100 | Woven fabrics of carded wool/fine animal hair,containing>=85% by weight of wool/fine animal hair, weight ?300 g/m2       | -                 | 34        | -                       | 30        |
| 51111900 | Woven fabrics of carded wool/fine animal hair,containing>=85% by weight of wool/fine animal hair, weight >300 g/m2       | 36                | 36        | 45                      | 45        |
| 51112000 | Woven fabric of carded wool/fine animal hair,cont<85% by weight of wool/fine animal hair,mix mainly w/ manmade filament  | -                 | 436       | -                       | 508       |
| 51113000 | Woven fabric of carded wool/fine animal hair,cont<85% weight of wool/fine animal hair,mix mainly w/manmade staple fibres | -                 | 6         | -                       | 42        |
| 51119000 | Woven fabrics of carded wool or of carded fine animal hair, other than HS 5111.11 - 5111.30                              | 1                 | 19        | 4                       | 92        |
| 51121100 | Woven fabrics of combed wool/fine animal hair,containing>=85% by weight of wool/fine animal hair, weight ?200 g/m2       | 3                 | 934       | 191                     | 35 393    |
| 51121910 | Woven fabric of comb wool/fine animal hair,cont>=85%weight of wool/fine animal hair,weight>200g/m2,print trad batik proc | -                 | 16        | -                       | 876       |
| 51121990 | Woven fabric of comb wool/fine animal hair,cont>=85%weight of wool/fine animal hair,weight>200g/m2,o.t print trad batik  | -                 | 19 880    | -                       | 75 959    |
| 51122000 | Woven fabric of combed wool/fine animal hair,cont<85% by weight of wool/fine animal hair,mix mainly w/ manmade filament  | 1                 | 268       | 23                      | 5 510     |



Tabel 3 : Ekspor Indonesia menurut Komoditi ( Kode HS 8 digit )

|          |  | Oktober 2020      |            |                         |             |
|----------|--|-------------------|------------|-------------------------|-------------|
| Kode H S | Uraian golongan barang   | Berat bersih (Kg) |            | Nilai F.O.B. ( U S \$ ) |             |
|          |  | Bulan ini         | Kumulatif  | Bulan ini               | Kumulatif   |
| (1)      | (2)  | (3)               | (4)        | (5)                     | (6)         |
| 51123000 | Woven fabric of combed wool/fine animal hair,cont<85% weight of wool/fine animal hair,mix mainly w/ manmade staple fibre | 18                | 9 562      | 918                     | 12 121      |
| 51129000 | Woven fabrics of combed wool or of combed fine animal hair, other than HS 5112.11 - 5112.30                              | 137               | 1 444      | 6 118                   | 15 198      |
| 52010000 | Cotton, not carded or combed   | 157 391           | 835 637    | 187 316                 | 1 133 849   |
| 52021000 | Cotton yarn waste (including thread waste)   | 54 000            | 542 590    | 70 810                  | 594 831     |
| 52029100 | Cotton waste, garnetted stock  | 19 501            | 97 104     | 6 128                   | 45 428      |
| 52029900 | Cotton waste, other than yarn waste and garnetted stock  | 1 016 153         | 7 418 801  | 1 075 674               | 8 333 741   |
| 52030000 | Cotton, carded or combed   | 1 608 595         | 10 948 738 | 2 135 890               | 16 557 371  |
| 52041110 | Cotton sewing thread, not put up for retail sale, containing 85 % or more by weight of cotton, unbleached                | -                 | 4 356      | -                       | 15 004      |
| 52041190 | Cotton sewing thread, not put up for retail sale, containing 85 % or more by weight of cotton, bleached                  | 0                 | 604        | 1                       | 24 100      |
| 52041900 | Cotton sewing thread, not put up for retail sale, containing less than 85 % by weight of cotton                          | 900               | 13 220     | 1 356                   | 69 622      |
| 52042000 | Cotton sewing thread, put up for retail sale   | 1 032             | 11 938     | 218                     | 7 802       |
| 52051100 | Single cotton yarn, of uncombed fibres,contain?85%,not for retail sale,measuring ?714.29 decitex (?14 metric number)     | 1 841 038         | 11 052 549 | 2 462 310               | 14 418 444  |
| 52051200 | Single cotton yarn,uncomb fibre,cont?85%,not for retail sale,measure <714.29 but ?232.56 decitex(>14but?43metric number) | 8 355 234         | 65 734 269 | 16 380 905              | 139 239 930 |
| 52051300 | Single cotton yarn,uncomb fibre,cont?85%,not for retail sale,measure <232.56 but ?192.31 decitex(>43but?52metric number) | 2 239 705         | 18 632 237 | 5 929 709               | 47 886 036  |
| 52051400 | Single cotton yarn,uncombed fibres,cont?85 %,not for retail sale,measure<192.31 but ?125decitex(>52but?80 metric number) | 1 246 495         | 11 347 195 | 3 094 804               | 28 058 700  |
| 52051500 | Single cotton yarn,uncombed fibres,containing ?85 %, not for retail sale, measuring <125 (exceeding 80 metric number)    | -                 | 12 822     | -                       | 37 048      |
| 52052100 | Single cotton yarn,combed fibres, containing ?85%,not for retail sale,measuring ?714.29 decitex (?14metric number)       | 90 501            | 550 227    | 245 408                 | 1 534 886   |
| 52052200 | Single cotton yarn,combed fibre,cont?85%,not for retail sale,measure <714.29 but ?232.56 decitex(>14but?43metric number) | 1 210 982         | 5 908 422  | 3 171 929               | 15 695 986  |
| 52052300 | Single cotton yarn,combed fibre,cont?85%,not for retail sale,measure <232.56 but ?192.31 decitex(>43but?52metric number) | 1 397 593         | 11 742 532 | 3 833 218               | 32 815 430  |
| 52052400 | Single cotton yarn,combed fibre,cont?85%, not for retail sale,measure <192.31 but ?125 decitex(>52but?80metric number)   | 2 077 179         | 12 440 009 | 5 921 998               | 34 608 046  |
| 52052600 | Single cotton yarn,combed fibre,cont?85%,not for retail sale,measure <125 but ?106.38 decitex(>80but?94metric number)    | -                 | 160 229    | -                       | 437 077     |
| 52052700 | Single cotton yarn,combed fibre,cont?85%,not for retail sale,measure <106.38 but ?83.33 decitex(>94but?120metric number) | 7 258             | 79 834     | 46 221                  | 524 756     |
| 52052800 | Single cotton yarn,combed fibre,cont?85%,not for retail sale,measure <83.33 decitex (exceeding 120 metric number)        | -                 | 11 068     | -                       | 79 773      |
| 52053200 | Multiple(folded)/cable cotton yarn,uncomb fibre,cont?85%,notfor retail,measure <714.29but?232.56decitex(>14but?43metric) | 18 009            | 473 530    | 46 089                  | 1 179 774   |
| 52053300 | Multiple(folded)/cable cotton yarn,uncomb fibre,cont?85%,notfor retail,measure <232.56but?192.31decitex(>43but?52metric) | 16 330            | 579 482    | 52 550                  | 1 981 591   |
| 52053400 | Multiple(folded)/cable cotton yarn,uncomb fibre,cont?85%,not for retail,measure <192.31but?125 decitex (>52but?80metric) | 204               | 109 431    | 665                     | 405 043     |
| 52053500 | Multiple(folded)/cable cotton yarn,uncombed fibre,containing?85%,not for retail,measure <125 decitex (>80 metric)        | -                 | 45 578     | -                       | 142 735     |

Tabel 3 : Ekspor Indonesia menurut Komoditi ( Kode HS 8 digit )

| Kode H S | Uraian golongan barang   | Berat bersih (Kg) |            | Nilai F.O.B. ( U S \$ ) |            |
|----------|--|-------------------|------------|-------------------------|------------|
|          |  | Bulan ini         | Kumulatif  | Bulan ini               | Kumulatif  |
|          |  | (1)               | (2)        | (3)                     | (4)        |
| 52054200 | Multiple(folded)/cable cotton yarn,combed fibre,cont?85%,notfor retail,measure <714.29but?232.56decitex(>14but?43metric) | 2                 | 44 877     | 20                      | 141 825    |
| 52054300 | Multiple(folded)/cable cotton yarn,combed fibre,cont?85%,notfor retail,measure <232.56but?192.31decitex(>43but?52metric) | -                 | 101 833    | -                       | 415 564    |
| 52054400 | Multiple(folded)/cable cotton yarn,combed fibre,cont?85%,not for retail,measure <192.31but?125 decitex (>52but?80metric) | 97 500            | 789 102    | 337 805                 | 2 443 104  |
| 52054700 | Multiple(folded)/cable cotton yarn,comb fibre,cont?85%,not for retail,measure<106.38but?83.33 decitex (>94but?120metric) | 7 258             | 31 271     | 43 575                  | 191 886    |
| 52054800 | Multiple(folded)/cable cotton yarn,uncombed fibre,containing?85%,not for retail,measure <83.33 decitex (>120 metric)     | -                 | 36         | -                       | 1 278      |
| 52061100 | Single cotton yarn, of uncombed fibres,contain<85%,not for retail sale,measuring ?714.29 decitex (?14 metric number)     | 1 081 566         | 11 622 731 | 978 658                 | 11 415 606 |
| 52061200 | Single cotton yarn,uncomb fibre,cont<85%,not for retail sale,measure <714.29 but ?232.56 decitex(>14but?43metric number) | 164 137           | 2 045 580  | 293 372                 | 3 201 435  |
| 52061300 | Single cotton yarn,uncomb fibre,cont<85%,not for retail sale,measure <232.56 but ?192.31 decitex(>43but?52metric number) | 407               | 41 608     | 1 026                   | 199 613    |
| 52061400 | Single cotton yarn,uncombed fibres,cont<85 %,not for retail sale,measure<192.31 but ?125decitex(>52but?80 metric number) | 53 515            | 435 004    | 174 185                 | 1 248 933  |
| 52061500 | Single cotton yarn,uncombed fibres,containing <85 %, not for retail sale, measuring <125 (exceeding 80 metric number)    | 9 012             | 9 012      | 19 552                  | 19 552     |
| 52062100 | Single cotton yarn,combed fibres, containing <85%,not for retail sale,measuring ?714.29 decitex (?14metric number)       | 102 426           | 1 803 403  | 96 932                  | 1 705 655  |
| 52062200 | Single cotton yarn,combed fibre,cont<85%,not for retail sale,measure <714.29 but ?232.56 decitex(>14but?43metric number) | 952 571           | 5 551 248  | 1 984 165               | 12 493 953 |
| 52062300 | Single cotton yarn,combed fibre,cont<85%,not for retail sale,measure <232.56 but ?192.31 decitex(>43but?52metric number) | 1 149 769         | 9 071 384  | 2 785 113               | 23 320 551 |
| 52062400 | Single cotton yarn,combed fibre,cont<85%,not for retail sale,measure <192.31 but ?125 decitex(>52but?80metric number)    | 247 531           | 1 471 174  | 779 378                 | 4 585 436  |
| 52062500 | Single cotton yarn,combed fibre,containing<85%,not for retail sale,measuring <125 decitex (>80metric number)             | -                 | 5 155      | -                       | 34 426     |
| 52063100 | Multiple(folded)/cable cotton yarn,uncombed fibre,cont<85%,not for retail sale,measure ?714.29 decitex(?14metric number) | -                 | 89 980     | -                       | 117 695    |
| 52063200 | Multiple(folded)/cable cotton yarn,uncomb fibre,cont<85%,notfor retail,measure <714.29but?232.56decitex(>14but?43metric) | -                 | 2 555      | -                       | 9 260      |
| 52064100 | Multiple(folded)/cable cotton yarn,combed fibre,cont<85%,not for retail sale,measure ?714.29 decitex(?14metric number)   | -                 | 8 568      | -                       | 23 019     |
| 52064200 | Multiple(folded)/cable cotton yarn,combed fibre,cont<85%,notfor retail,measure <714.29but?232.56decitex(>14but?43metric) | 2 285             | 355 304    | 10 613                  | 924 274    |
| 52064300 | Multiple(folded)/cable cotton yarn,combed fibre,cont<85%,notfor retail,measure <232.56but?192.31decitex(>43but?52metric) | -                 | 213 928    | -                       | 570 028    |
| 52064400 | Multiple(folded)/cable cotton yarn,combed fibre,cont<85%,not for retail,measure <192.31but?125 decitex (>52but?80metric) | -                 | 492 160    | -                       | 1 715 573  |
| 52071000 | Cotton yarn (other than sewing thread) put up for retail sale,containing 85% or more by weight of cotton                 | -                 | 3 237      | -                       | 16 812     |
| 52079000 | Cotton yarn (other than sewing thread) put up for retail sale,containing less than 85% by weight of cotton               | 46 371            | 270 848    | 76 296                  | 509 000    |

Tabel 3 : Ekspor Indonesia menurut Komoditi ( Kode HS 8 digit )

|          |  | Oktober 2020      |           |                         |            |
|----------|--|-------------------|-----------|-------------------------|------------|
| Kode H S | Uraian golongan barang   | Berat bersih (Kg) |           | Nilai F.O.B. ( U S \$ ) |            |
|          |  | Bulan ini         | Kumulatif | Bulan ini               | Kumulatif  |
| (1)      | (2)  | (3)               | (4)       | (5)                     | (6)        |
| 52081100 | Woven fabrics of cotton, containing ?85% by weight of cotton, unbleached, plain weave weighing <= 100 g/m2               | 72 528            | 928 286   | 386 325                 | 5 061 076  |
| 52081200 | Woven fabrics of cotton, containing ?85% by weight of cotton, unbleached, plain weave weighing > 100 g/m2                | 478 676           | 3 712 971 | 1 787 173               | 16 595 278 |
| 52081300 | Woven fabrics of cotton, containing ?85% by weight of cotton, unbleached, 3 or 4 thread twill including cross twill      | 17 725            | 390 368   | 65 860                  | 1 703 228  |
| 52081900 | Woven fabrics of cotton, containing ?85% by weight of cotton, unbleached, other than HS 5208.11-5208.13                  | 73 645            | 620 734   | 406 491                 | 3 484 176  |
| 52082100 | Woven fabrics of cotton, containing ?85% by weight of cotton, bleached, plain weave weighing <= 100 g/m2                 | 3 614             | 125 673   | 59 067                  | 1 858 366  |
| 52082200 | Woven fabrics of cotton, containing ?85% by weight of cotton, bleached, plain weave weighing > 100 g/m2                  | 14 591            | 300 248   | 125 163                 | 2 922 872  |
| 52082300 | Woven fabrics of cotton, containing ?85% by weight of cotton, bleached, 3 or 4 thread twill including cross twill        | -                 | 946       | -                       | 8 394      |
| 52082900 | Woven fabrics of cotton, containing ?85% by weight of cotton, bleached, other than HS 5208.21-5208.23                    | 2 862             | 52 863    | 5 370                   | 202 480    |
| 52083110 | Voile, woven fabrics of cotton, containing ?85% by weight of cotton, dyed, plain weave,weight <=100 g/m2                 | -                 | 30        | -                       | 2 862      |
| 52083190 | Woven fabrics of cotton, containing ?85% by weight of cotton, dyed, plain weave,weight <=100 g/m2, other than voile      | 1 393             | 23 844    | 15 937                  | 224 772    |
| 52083200 | Woven fabrics of cotton, containing ?85% by weight of cotton, dyed, plain weave,weight >100 g/m2                         | 184 261           | 1 105 810 | 1 515 213               | 8 733 592  |
| 52083300 | Woven fabrics of cotton, containing ?85% by weight of cotton, dyed, 3 or 4 thread twill, including cross twill           | -                 | 6         | -                       | 1          |
| 52083900 | Woven fabrics of cotton, containing ?85% by weight of cotton, dyed, other than HS 5208.31-5208.33                        | 23 340            | 89 943    | 244 490                 | 1 111 535  |
| 52084190 | Woven fabric of cotton,cont?85% weight of cotton,of yarn of different colour,plain weave,weight<=100g/m2,o.t ikat fabric | -                 | 19 919    | -                       | 44 749     |
| 52084210 | ikat fabric,woven fabric of cotton,cont?85% by weight of cotton,of yarn of different colour,plain weave,weight >100g/m2  | -                 | 6         | -                       | 1          |
| 52084290 | Woven fabric of cotton,cont?85% weight of cotton,of yarn of different colour,plain weave,weight>100g/m2,o.t ikat fabric  | 171               | 51 081    | 307                     | 353 733    |
| 52084300 | Woven fabric,cont?85% weight of cotton,of diff colour yarn,plain weave,weight>100g/m2,3or4thread twill,incl cross twill  | -                 | 954       | -                       | 13 498     |
| 52084900 | Woven fabric,cont?85% weight of cotton,of different colour yarn,plain weave,weight>100g/m2,o.t HS 5208.41-5208.43        | -                 | 7 515     | -                       | 33 658     |
| 52085110 | Plain weave, cont?85% weight of cotton, weighing not more than 100g/m2 printed by the traditional batik process          | 26                | 3 588     | 394                     | 52 189     |
| 52085190 | Plain weave, cont?85% weight of cotton, weighing not more than 100g/m2 printed not by the traditional batik process      | 2 127             | 156 694   | 21 661                  | 979 386    |
| 52085210 | Plain weave, cont?85% weight of cotton, weighing more than 100g/m2 printed by the traditional batik process              | 38 089            | 264 870   | 643 357                 | 4 396 708  |
| 52085290 | Plain weave, cont?85% weight of cotton weighing more than 100g/m2 printed not by the traditional batik process           | 38 660            | 582 102   | 633 621                 | 7 924 764  |
| 52085910 | Woven fabrics other than plain weave, weighing <200 g/m, cont?85% weight of cotton, printed by traditional batik process | 11 012            | 39 311    | 129 757                 | 466 692    |
| 52085990 | Woven fabric o.t plain weave&3-thread/4-thread twill incl cross twill, weighing<200g/m, cont?85%weight of cotton         | 17 444            | 128 218   | 131 044                 | 1 266 728  |
| 52091110 | Plain weave, Duck and canvas, unbleached, containing 85 % or more by weight of cotton, weighing more than 200 g/m2       | 1 670             | 1 673     | 10 608                  | 10 612     |
| 52091190 | Plain weave, o.t Duck and canvas, unbleached, containing 85 % or more by weight of cotton, weighing more than 200 g/m2   | 46 999            | 593 423   | 477 279                 | 5 530 115  |
| 52091200 | Woven fabric, unbleached, 3 or 4-thread twill incl cross twill, containing >=85% by weight of cotton, weighing >200g/m2, | 4 352             | 417 499   | 21 438                  | 1 702 181  |
| 52091900 | Woven fabric,unbleached,o.t plain weave&3or4-thread twill incl cross twill,cont>=85%by weight of cotton,weight>200g/m2   | 14 342            | 54 379    | 55 838                  | 226 212    |
| 52092100 | Plain weave, bleached, containing 85 % or more by weight of cotton, weighing more than 200 g/m2                          | -                 | 7 777     | -                       | 37 553     |
| 52092200 | Woven fabric, bleached, 3 or 4-thread twill incl cross twill, containing >=85% by weight of cotton, weighing >200g/m2,   | 14 546            | 83 483    | 119 697                 | 1 031 162  |

Tabel 3 : Ekspor Indonesia menurut Komoditi ( Kode HS 8 digit )

|          |  | Oktober 2020      |           |                         |           |
|----------|--|-------------------|-----------|-------------------------|-----------|
| Kode H S | Uraian golongan barang   | Berat bersih (Kg) |           | Nilai F.O.B. ( U S \$ ) |           |
|          |  | Bulan ini         | Kumulatif | Bulan ini               | Kumulatif |
| (1)      | (2)  | (3)               | (4)       | (5)                     | (6)       |
| 52092900 | Woven fabric,bleached,o.t plain weave&3or4-thread twill incl cross twill,contain>=85%by weight of cotton,weight>200g/m2  | 6 880             | 25 679    | 36 287                  | 134 791   |
| 52093100 | Plain weave, dyed, containing 85 % or more by weight of cotton, weighing more than 200 g/m2                              | 102               | 1 122     | 1 165                   | 11 073    |
| 52093200 | Woven fabric, dyed, 3 or 4-thread twill incl cross twill, containing >=85% by weight of cotton, weighing >200g/m2        | 18 995            | 167 273   | 157 204                 | 1 252 859 |
| 52093900 | Woven fabric,dyed,o.t plain weave&3or4-thread twill incl cross twill,contain>=85%by weight of cotton,weight>200g/m2      | 10 811            | 202 349   | 127 932                 | 1 464 775 |
| 52094200 | Denim, of yarns of different colours, containing 85 % or more by weight of cotton, weighing more than 200 g/m2           | 20 537            | 397 810   | 123 480                 | 1 951 673 |
| 52094300 | Woven fabric,of yarns of diff colours, 3 or 4-thread twill incl cross twill,cont>=85% by weight of cotton,weight>200g/m2 | -                 | 14 932    | -                       | 117 500   |
| 52094900 | Wvn fabric,of yarns diff colors,o.t plain weave&denim&3or4-thread twill&cross twill,cont>=85%by weight of cott,w>200g/m2 | 179               | 4 011     | 283                     | 23 367    |
| 52095110 | Plain weave, printed by the traditional batik process, containing >=85% by weight of cotton, weighing more than 200g/m2  | 14 009            | 95 638    | 116 343                 | 762 308   |
| 52095190 | Plain weave, printed not by the traditional batik process, containing >=85% by weight of cotton, weighing >200g/m2       | 110               | 1 942     | 1 129                   | 22 074    |
| 52095210 | Wofen fabrics, 3 or 4 thread twill incl cross twill, printed by traditional batik process, >=85% cotton, weight>200g/m2  | -                 | 13 165    | -                       | 39 354    |
| 52095990 | Wvn fabric o.t plain weave&3 or 4 thread twill&cross twill,print not by traditional batik process,w>200g/m,cont?85%cott  | 21 573            | 145 987   | 433 046                 | 2 828 573 |
| 52101100 | Woven fabric,unbleached, plain weave < 85% cotton mixed mainly or solely with man-made fibres, weight<200g/m2            | 157 086           | 2 036 183 | 668 955                 | 8 553 265 |
| 52101900 | Wvn fabric,unbleached, of weave n.e.c. in item no.5210.1, < 85% cttm mixed mainly/solely with man-made fibres, w<200g/m2 | 11 850            | 371 051   | 40 141                  | 1 253 928 |
| 52102100 | Woven fabric, bleached, plain weave < 85% cotton mixed mainly or solely with man-made fibres, weight<200g/m2             | 60 681            | 331 199   | 518 749                 | 2 946 089 |
| 52102900 | Wvn fabric,bleached, of weave n.e.c. in item no.5210.2, < 85% cttm mixed mainly/solely with man-made fibres, w<200g/m2   | 1 831             | 94 383    | 20 738                  | 1 139 057 |
| 52103100 | Woven fabric, dyed, plain weave < 85% cotton mixed mainly or solely with man-made fibres, weight<200g/m2                 | 24 195            | 297 526   | 169 271                 | 2 461 022 |
| 52103200 | Wvn fabric,dyed,plain weave<85%cttm mix mainly/solely with man-made fibres,w<200g/m2, 3or4-thread twill,incl cross twill | -                 | 6 112     | -                       | 82 164    |
| 52103900 | Wvn fabric,dyed, of weave n.e.c. in item no.5210.3, < 85% cttm mixed mainly/solely with man-made fibres, w<200g/m2       | 5 597             | 127 948   | 107 293                 | 1 440 897 |
| 52104110 | Wvn fabric, of yarns diff colour, plain weave <85% cttm mixed mainly/solely with man-made fibres, w<200g/m2, ikat fabric | 1 673             | 14 792    | 16 726                  | 133 317   |
| 52104190 | Wvn fabric, of yarns diff colour,plain weave <85% cttm mix mainly/solely with man-made fibres, w<200g/m2,oth ikat fabric | -                 | 7 794     | -                       | 86 805    |
| 52104900 | Wvn fabric,of yarn diff col,of weave n.e.c. in item no.5210.4,<85% cttm mix mainly/solely with man-made fibres,w<200g/m2 | 3 971             | 49 213    | 30 160                  | 367 342   |
| 52105190 | Wvn fabric,oth printed by traditionalbatik process,plain weave<85% cttm mix mainly/solely with man-made fibres,w<200g/m2 | 8 334             | 20 638    | 100 678                 | 236 103   |
| 52105910 | Wvn fabric,oth printed by traditionalbatik process,plain weave<85% cttm mix mainly/solely with man-made fibres,w<200g/m2 | -                 | 2 277     | -                       | 39 593    |
| 52105990 | Wvn fabric,printed,of weave n.e.c. in item no.5210.5,<85% cttm mix mainly/solely with man-made fibres,w<200g/m2          | -                 | 9 375     | -                       | 69 768    |
| 52111100 | Woven fabric,unbleached, plain weave < 85% cotton mixed mainly or solely with man-made fibres, weight>=200g/m2           | 15 877            | 192 052   | 145 370                 | 1 685 866 |
| 52111200 | Wvn fabric,unbleach,plain weave<85%cttm mix mainly/solely man-made fibres,w>=200g/m2, 3or4-thread twill,incl cross twill | 12 674            | 141 612   | 54 955                  | 644 015   |

Tabel 3 : Ekspor Indonesia menurut Komoditi ( Kode HS 8 digit )

|          |  | Oktober 2020      |            |                         |           |
|----------|--|-------------------|------------|-------------------------|-----------|
| Kode H S | Uraian golongan barang   | Berat bersih (Kg) |            | Nilai F.O.B. ( U S \$ ) |           |
|          |  | Bulan ini         | Kumulatif  | Bulan ini               | Kumulatif |
| (1)      | (2)  | (3)               | (4)        | (5)                     | (6)       |
| 52111900 | Wvn fabric,unbleached, of weave n.e.c. in item no.5210.1, <85% ctn mixed mainly/solely with man-made fibres, w>=200g/m2  | 8 440             | 146 440    | 105 537                 | 521 027   |
| 52112000 | Woven fabric,bleached, < 85% cotton mixed mainly or solely with man-made fibres, weight>=200g/m2                         | -                 | 90 734     | -                       | 316 815   |
| 52113100 | Woven fabric, dyed, plain weave < 85% cotton mixed mainly or solely with man-made fibres, weight>=200g/m2                | -                 | 1          | -                       | 2         |
| 52113200 | Wvn fabric, dyed, plain weave<85%cttn mix mainly/solely man-made fibres,w>=200g/m2, 3or4-thread twill,incl cross twill   | -                 | 4 368      | -                       | 29 838    |
| 52113900 | Wvn fabric,dyed,of weave n.e.c. in item no.5210.3,<85% ctn mix mainly/solely with man-made fibres,w>=200g/m2             | -                 | 357        | -                       | 6 638     |
| 52114190 | Wvn fabric, of yarns diff colour,plain weave<85% ctn mix mainly/solely with man-made fibres, w>=200g/m2,oth ikat fabric  | -                 | 2 744      | -                       | 25 393    |
| 52114200 | Wvn fabric, of yarns diff colour, <85% ctn mixed mainly/solely with man-made fibres, w>=200g/m2, denim                   | 1                 | 107 207    | 10                      | 62 838    |
| 52114300 | Wvn fabric,of yarns diff col, <85% ctn mix mainly/solely man-made fibres,w>=200g/m2, 3or4-thread twill,incl cross twill  | -                 | 220        | -                       | 1 044     |
| 52114900 | Wvn fabric,of yarn diff col,of weave n.e.c. in item no.5211.4,<85% ctn mix mainly/solely man-made fibres,w>=200g/m2      | 260               | 322        | 2 322                   | 2 665     |
| 52115110 | Wvn fabric,printed by traditionalbatik process,plain weave<85% ctn mixed mainly/solely with man-made fibres, w>=200g/m2  | -                 | 2 200      | -                       | 6 095     |
| 52115290 | Wvn fabric,oth print traditionbatik proc,<85%cttn mix main/sole-ly man-made fibre,>=200g/m2,3or4-thread twill,crossTwill | -                 | 3          | -                       | 4         |
| 52115990 | Wvn fabric,oth print traditionbatik proc,of weave n.e.c. no.5210.5,<85% ctn mix main/sole-ly man-made fibre,w>=200g/m2   | -                 | 1 283      | -                       | 10 212    |
| 52121100 | Woven fabric; of cotton, unbleached, weighing not more than 200g/m2, n.e.c. in heading 5201-5211                         | 251               | 380        | 10 091                  | 10 465    |
| 52121300 | Woven fabric; of cotton, dyed, weighing not more than 200g/m2, n.e.c. in heading 5201-5211                               | 17 987            | 141 071    | 237 189                 | 1 493 365 |
| 52121400 | Woven fabric; of cotton, of yarns diff colours, weighing not more than 200g/m2, n.e.c. in heading 5201-5211              | -                 | 8          | -                       | 161       |
| 52121510 | Woven fabric; of cotton, print by traditional batik process, weighing not more than 200g/m2, n.e.c. in heading 5201-5211 | 30                | 2 924      | 1 163                   | 51 692    |
| 52121590 | Woven fabric; of cotton, oth print by traditional batik process, weighing <= 200g/m2, n.e.c. in heading 5201-5211        | 62 615            | 547 078    | 582 079                 | 4 813 223 |
| 52122100 | Woven fabric; of cotton, unbleached, weighing more than 200g/m2, n.e.c. in heading 5201-5211                             | -                 | 1 173      | -                       | 16 925    |
| 52122200 | Woven fabric; of cotton, bleached, weighing more than 200g/m2, n.e.c. in heading 5201-5211                               | -                 | 3 301      | -                       | 2 923     |
| 52122590 | Woven fabric; of cotton, oth print by traditional batik process, weighing more than 200g/m2, n.e.c. in heading 5201-5211 | 25                | 12 526     | 126                     | 50 139    |
| 53013000 | Flax tow and waste (including yarn waste and garnetted stock)  | -                 | 0          | -                       | 1         |
| 53031000 | Jute and other textile bast fibres; raw or retted, but not spun, (excluding flax, hemp (cannabis sativa L.), and ramie)  | -                 | 30         | -                       | 31        |
| 53039000 | Jute&oth textile bast fibres; proc,not spun,tow&waste of these fibres,incl yarn waste&garnet stock excl flax,hemp,&ramie | 615 018           | 5 358 584  | 108 581                 | 1 023 331 |
| 53050010 | Sisal & oth textile fibres of the genus Agave; tow & waste of these fibres (incl yarn waste and garnetted stock)         | -                 | 259 360    | -                       | 351 094   |
| 53050021 | Coconut fibres(coir), coconut fibres, raw  | 436 960           | 6 552 536  | 100 030                 | 1 541 683 |
| 53050022 | Coconut fibres(coir), coconut fibres, process  | 1 945 361         | 20 796 477 | 488 222                 | 5 075 242 |
| 53050023 | Abaca fibres , coconut fibres, raw & process   | -                 | 6 045      | -                       | 12 525    |
| 53050090 | Ramie&oth veg textile fibre,not spec/incl,raw/proc,not spun; tow,noils&waste of these fibre incl yarn waste&garnet stock | 502 206           | 4 691 134  | 87 996                  | 897 143   |
| 53061000 | Single flax yarn   | -                 | 9 450      | -                       | 32 348    |
| 53062000 | Multiple (folded)/cabled flax yarn   | -                 | 10         | -                       | 8         |
| 53071000 | Single yarn of jute/of oth textile bast of heading 53.03.  | -                 | 15 381     | -                       | 41 364    |

Tabel 3 : Ekspor Indonesia menurut Komoditi ( Kode HS 8 digit )

| Kode H S | Uraian golongan barang   | Oktober 2020      |            |                         |            |
|----------|--|-------------------|------------|-------------------------|------------|
|          |  | Berat bersih (Kg) |            | Nilai F.O.B. ( U S \$ ) |            |
|          |  | Bulan ini         | Kumulatif  | Bulan ini               | Kumulatif  |
| (1)      | (2)  | (3)               | (4)        | (5)                     | (6)        |
| 53072000 | Multiple (folded)/cabled of jute/ oth fibres bast fibres of heading 53.03.   | -                 | 115 531    | -                       | 369 026    |
| 53081000 | Coir yarn of other vegetable textile fibres  | -                 | 19         | -                       | 10         |
| 53089090 | Yarn; of vegetable textile fibres n.e.c. in heading no. 5306, 5307 and 5308  | 20 097            | 30 296     | 59 443                  | 89 373     |
| 53091100 | Woven fabric; of flax, containing 85% or more flax, unbleached or bleached   | 2                 | 2 832      | 266                     | 2 758      |
| 53091900 | Woven fabric; of flax, containing 85% or more flax, other than unbleached or bleached  | -                 | 259        | -                       | 1 359      |
| 53092100 | Woven fabric; of flax, containing less than 85% flax, unbleached or bleached   | -                 | 168        | -                       | 122        |
| 53092900 | Woven fabric; of flax, containing less than 85% flax, other than unbleached or bleached  | 9                 | 5 273      | 769                     | 30 290     |
| 53109000 | Woven fabrics of jute or of other textile bast fibres of heading 53.03, bleached   | -                 | 32         | -                       | 193        |
| 53110010 | Woven fabrics of oth vegetable textile fibres&paper yarn, printed by batik process   | -                 | 22         | -                       | 45         |
| 53110020 | Woven fabrics of oth vegetable textile fibres&paper yarn, abaca burlap   | 50                | 194        | 594                     | 1 984      |
| 53110090 | Woven fabrics of other vegetable textile fibres & paper yarn, other than printed by batik process & abaca burlap                 | 10 152            | 33 701     | 35 773                  | 156 969    |
| 54011010 | Sewing thread of man-made flment of synthetic filaments, for put up retail sale  | 84                | 539        | 67                      | 3 995      |
| 54011090 | Sewing thread of man-made flment of synthetic filaments, not for put up retail sale  | 83 488            | 360 298    | 660 384                 | 3 328 786  |
| 54012010 | Sewing thread of man-made flment of artificial filaments, for put up retail sale   | 8 631             | 18 592     | 32 609                  | 81 737     |
| 54012090 | Sewing thread of man-made flment of artificial filaments, not for put up retail sale   | 290               | 9 711      | 11 692                  | 133 641    |
| 54021100 | Synththatic filament yarn oth than sewing High tenacity yarn of nylon/oth polyamides won textured, aramids                       | -                 | 720        | -                       | 19 554     |
| 54021900 | Synththatic filament yarn oth than sewing High tenacity yarn of nylon/oth polyamides won textured, other than aramids            | 811 872           | 5 812 371  | 2 246 922               | 20 643 185 |
| 54022000 | Synththatic filament yarn oth than sewing High tenacity yarn of polyesters won textured  | 2 192 030         | 13 545 360 | 2 727 255               | 19 890 497 |
| 54023100 | Textured yarn of nylon/other polyamides measuring single yarn <= 50 tex  | 92 058            | 1 191 206  | 297 727                 | 4 237 275  |
| 54023300 | Textured yarn of polyesters  | 6 005 968         | 53 029 802 | 8 024 102               | 75 615 559 |
| 54023400 | Textured yarn of polypropylene synthetic filament  | 250               | 4 797      | 989                     | 20 722     |
| 54023900 | Textured yarn, other than HS code 5402.31 - 5402.34  | 5 295             | 63 261     | 21 396                  | 261 784    |
| 54024410 | Yarn, single, untwisted or with a twist not exceeding 50 turns per metre, elastomeric of polyesters                              | -                 | 1          | -                       | 0          |
| 54024490 | Yarn, single, untwisted /with a twist not exceeding 50 turns per metre, elastomeric, other than polyester & polypropylene        | 148               | 7 658      | 120                     | 79 760     |
| 54024500 | Yarn, synth; filament/mono of nylon/oth polymides, single, untwist/twist <=50 turns per metre, no for retail, no sewing thread   | 668 609           | 4 094 219  | 1 886 169               | 14 004 589 |
| 54024600 | Yarn, synth; filament/mono of polyester, partial oriented, single, untwist/twist <=50 turn per metre, not retail, not sew thread | 1 366 092         | 11 973 617 | 1 344 686               | 11 697 278 |
| 54024700 | Yarn, synthetic; filament/mono of polyesters, single, untwist/twist <=50 turns per metre, no for retail, no sewing thread        | 4 093 152         | 28 593 371 | 5 263 141               | 41 751 517 |
| 54024800 | Yarn, synthetic; filament/mono of polypropylene, single, untwist/twist <=50 turns per metre, no for retail, no sewing thread     | 12 821            | 90 705     | 48 154                  | 326 840    |
| 54024900 | Yarn, synthetic; filament/mono, single, untwist/twist <=50 turn per metre, nec. in heading 5402, not retail, not sew thread      | -                 | 9 786      | -                       | 159 614    |
| 54025100 | Yarn, synthetic; filament/mono, of nylon/oth polymides, single, twisted >50 turns per metre, not retail, not sewing thread       | 3 339             | 58 297     | 13 747                  | 257 816    |

Tabel 3 : Ekspor Indonesia menurut Komoditi ( Kode HS 8 digit )

|          |  | Oktober 2020      |           |                         |            |
|----------|--|-------------------|-----------|-------------------------|------------|
| Kode H S | Uraian golongan barang   | Berat bersih (Kg) |           | Nilai F.O.B. ( U S \$ ) |            |
|          |  | Bulan ini         | Kumulatif | Bulan ini               | Kumulatif  |
| (1)      | (2)  | (3)               | (4)       | (5)                     | (6)        |
| 54025200 | Yarn,synthetic; filament/mono, of polyesters, single, twisted>50 turns per metre, not retail, not sewing thread          | 36 281            | 740 416   | 104 393                 | 1 686 170  |
| 54025900 | Yarn,synthetic;filament/mono,single, twist>50 turn per metre,nec.in heading 5402,not for retail, not sewing thread       | -                 | 1         | -                       | 28         |
| 54026100 | Yarn,synth;filament/mono,of nylon/oth polymide(not high tenacity/texture), multiple(fold)/cable,no retail,not sew thread | 129 818           | 1 149 298 | 900 504                 | 8 434 256  |
| 54026200 | Yarn,synth;filament/mono, of polyesters(not high tenacity/texture), multiple(fold)/cabled,not retail,not sew thread      | 213 045           | 1 926 705 | 613 647                 | 6 073 103  |
| 54026300 | Yarn,synth;filament/mono, of polypropylene(not high tenacity/texture), multiple(fold)/cabled,not retail,not sew thread   | -                 | 613       | -                       | 1 962      |
| 54026900 | Yarn,synth;filament/mono, high tenacity/textured, multiple(folded)/cabled, nec.in heading 5402,not retail,not sew thread | 2 945             | 71 698    | 18 221                  | 119 129    |
| 54031000 | Artificial filament yarn (not sewing) hight tenacity yarn of viscose rayon   | -                 | 1         | -                       | 0          |
| 54033190 | Artificial filament yarn,oth high tenacity,single,of viscose rayon,untwist/with twist<=120turn per metre,oth textur yarn | -                 | 2         | -                       | 147        |
| 54033290 | Artificial filament yarn, oth high tenacity, single, of viscose rayon, with twist >120 turn per metre, oth textured yarn | -                 | 28 574    | -                       | 111 841    |
| 54033910 | Artificial filament yarn, other than high tenacity, single, n.e.c. 5403.31 to 5403.33, textured yarn                     | 85                | 423       | 4 201                   | 22 590     |
| 54033990 | Artificial filament yarn, other than high tenacity, single, n.e.c. 5403.31 to 5403.33, other than textured yarn          | -                 | 47        | -                       | 196        |
| 54034110 | Artificial filament yarn, other than high tenacity, multiple (folded) or cabled, of viscose rayon, textured yarn         | 112               | 1 330     | 949                     | 6 619      |
| 54034990 | Artificial filament yarn, other than high tenacity, multiple(folded)/cabled,n.e.c. 5403.41 to 5403.42, oth textured yarn | 52                | 2 016     | 130                     | 5 894      |
| 54041100 | Synthetic monfilament of elastomeric >=67 decitex, dimension >1mm, width <=5mm   | -                 | 90        | -                       | 328        |
| 54041200 | Synthetic monfilament of polypropylene >=67 decitex, dimension >1mm, width <=5mm   | -                 | 4 445     | -                       | 28 041     |
| 54041900 | Synthetic monfilament of >=67 decitex, dimension >1mm, width <=5mm, other than elastomeric or polypropylene              | 112 585           | 725 193   | 198 211                 | 1 348 162  |
| 54049000 | Synthetic filament of >=67 decitex, dimension >1mm, strip and the like width <=5mm                                       | 67 554            | 510 806   | 303 785                 | 3 236 988  |
| 54060000 | Man-made filament yarn (other than sewing thread), put up for retail sale  | -                 | 6         | -                       | 21         |
| 54071021 | Woven fabrics obtained high tenacity yarn of nylon/oth polyamides/polyesters, tyre fabrics, conveyor duck, unbleached    | -                 | 192       | -                       | 6 410      |
| 54071029 | Woven fabrics obtained high tenacity yarn of nylon/oth polyamides/polyesters, tyre fabrics,conveyor duck, bleached       | 4 330             | 42 370    | 264 657                 | 2 527 479  |
| 54071091 | Woven fabrics obtained high tenacity yarn of nylon/oth polyamides/polyesters, oth tyre fabrics&conveyor duck,unbleached  | 2 434             | 64 225    | 23 783                  | 568 014    |
| 54071099 | Woven fabrics obtained high tenacity yarn of nylon/oth polyamides/polyesters, oth tyre fabrics&conveyor duck, bleached   | 518 108           | 6 062 242 | 3 591 742               | 44 670 282 |
| 54072000 | Woven fabrics of synt filament yarn woven fabrics obtained from strip/thelike  | 503 897           | 5 814 271 | 705 347                 | 7 972 047  |
| 54073000 | Woven fabrics of synt filament yarn fabrics specified in nota 9 to section XI  | -                 | 3 944     | -                       | 19 878     |
| 54074110 | Woven nylon mesh fabrics of untwisted filament yarn,cont ?85% of by weight, use as reinforcing material for tarpaulins   | -                 | 63        | -                       | 1 049      |
| 54074190 | Woven fabric cont ?85% of nylon/oth polyamide o.t mesh fabric of untwisted yarn use as reinforce material for tarpaulin  | 6                 | 24 158    | 266                     | 95 605     |
| 54074200 | Woven fabrics of synthetic filament yarn from nylon containing >=85%, dyed   | 9 045             | 67 336    | 68 977                  | 756 581    |

Tabel 3 : Ekspor Indonesia menurut Komoditi ( Kode HS 8 digit )

|          |  | Oktober 2020      |           |                         |            |
|----------|--|-------------------|-----------|-------------------------|------------|
| Kode H S | Uraian golongan barang   | Berat bersih (Kg) |           | Nilai F.O.B. ( U S \$ ) |            |
|          |  | Bulan ini         | Kumulatif | Bulan ini               | Kumulatif  |
| (1)      | (2)  | (3)               | (4)       | (5)                     | (6)        |
| 54074400 | Woven fabrics of synthetic filament yarn from nylon containing >=85%, printed  | 90                | 8 247     | 15                      | 117 570    |
| 54075100 | Woven fabrics of synthetic filament yarn from polyester containing >=85%, unbleached or not                              | 52 579            | 271 317   | 256 958                 | 1 429 900  |
| 54075200 | Woven fabrics of synthetic filament yarn from polyester containing >=85%, dyed   | 365 531           | 3 873 761 | 3 302 651               | 28 811 811 |
| 54075300 | Woven fabrics of synthetic filament yarn from polyester containing >=85%, of yarn of different colours                   | 7 382             | 86 905    | 33 252                  | 479 724    |
| 54075400 | Woven fabrics of synthetic filament yarn from polyester containing >=85%, printed  | 119 686           | 1 537 275 | 1 018 844               | 13 572 230 |
| 54076110 | Woven fabrics, containing >=85% of by weight of non textured polyester filament, unbleached or bleached                  | 101 228           | 1 822 774 | 722 537                 | 14 025 627 |
| 54076190 | Woven fabrics, containing >=85% of by weight of non textured polyester filament, other than unbleached or bleached       | 468 255           | 6 332 474 | 3 944 656               | 51 954 225 |
| 54076910 | Woven fabrics containing >85% polyester filament,containing <85 % nontexture polyester filament, unbleached or bleached  | 34 457            | 367 720   | 160 775                 | 1 787 599  |
| 54076990 | Woven fabrics containing >85% polyester filament,containing <85 % nontexture polyester filament,o.t unbleached/bleached  | 6 429             | 159 993   | 49 591                  | 981 285    |
| 54077100 | Woven fabric, containing>=85% by weight of synthetic filament(excl nylon/other polyamide&polyester), unbleached/bleached | 314 632           | 4 283 312 | 656 884                 | 7 377 841  |
| 54077200 | Woven fabric, containing>=85% by weight of synthetic filament(excluding nylon/other polyamide&polyester), dyed           | 75 035            | 814 369   | 774 231                 | 7 305 161  |
| 54077300 | Wvn fabric,contain>=85% by weight of synthetic filament(excl nylon/other polyamide&polyester), yarns of different colour | 577 171           | 4 925 342 | 3 457 667               | 29 296 473 |
| 54077400 | Woven fabric, containing>=85% by weight of synthetic filament(excluding nylon/other polyamide&polyester), printed        | 43 124            | 511 173   | 158 598                 | 2 379 749  |
| 54078100 | Wvn fabric,of synth filament yarn,contain<85% by weight of synth filament,mix mainly/solely with cotton,bleach/unbleach  | 5 160             | 46 310    | 78 490                  | 277 881    |
| 54078200 | Woven fabric,of synthetic filament yarn,contain<85% by weight of synthetic filament,mix mainly/solely with cotton, dyed  | 3                 | 7 748     | 14                      | 129 683    |
| 54078300 | Wvn fabric,of synth filament yarn,contain<85% by weight of synth filament,mix mainly/solely w/cotton,yarn of diff colour | -                 | 16 384    | -                       | 88 320     |
| 54079100 | Woven fabrics of synthetic filament yarn, bleached or unbleached, n.e.c. in heading no. 5407                             | 205 045           | 2 889 190 | 930 911                 | 11 827 672 |
| 54079200 | Woven fabrics of synthetic filament yarn, dyed, n.e.c. in heading 5407   | 116               | 557       | 1 653                   | 10 785     |
| 54079300 | Woven fabrics of synthetic filament yarn, of yarns of different colours, n.e.c. in heading no. 5407                      | 19 919            | 226 308   | 93 918                  | 806 042    |
| 54079400 | Woven fabrics of synthetic filament yarn, printed, n.e.c. in heading no. 5407  | 7 004             | 181 787   | 128 622                 | 1 846 312  |
| 54081010 | Woven fabrics of viscose rayon, high tenacity, artificial filament yarn, unbleached                                      | -                 | 0         | -                       | 0          |
| 54081090 | Woven fabrics of viscose rayon, high tenacity, artificial filament yarn, other than unbleached                           | 106 707           | 621 499   | 928 840                 | 5 145 977  |
| 54082100 | Woven fabric of artificial filament yarn, contain>=85% by weight of artificial filament, strip/the like,bleach/unbleach  | 22 884            | 141 227   | 217 012                 | 1 225 655  |
| 54082200 | Woven fabrics of artificial filament yarn, containing >=85% by weight of artificial filament, strip or the like, dyed    | 14 646            | 70 192    | 70 041                  | 332 140    |
| 54082300 | Woven fabrics containing 85% or more by weight of artificial filament, strip or the like, of yarns of different colours  | 90                | 2 777     | 2 059                   | 7 002      |
| 54082400 | Woven fabrics of artificial filament yarn, containing >=85% by weight of artificial filament, strip or the like, printed | 1 509             | 39 569    | 21 118                  | 203 894    |
| 54083100 | Woven fabrics; of artificial filament yarn, of artificial monofilament, strip and the like, unbleached or bleached       | 1 631             | 12 348    | 2 215                   | 85 820     |
| 54083200 | Woven fabrics; of artificial filament yarn, of artificial monofilament, strip and the like, dyed                         | -                 | 7 850     | -                       | 85 828     |
| 54083300 | Woven fabrics of artificial filament yarn, of artificial monofilament, strip and the like, of yarns of different colours | 4                 | 35        | 39                      | 180        |
| 54083400 | Woven fabrics; of artificial filament yarn, of artificial monofilament, strip and the like, printed                      | -                 | 237       | -                       | 3 777      |



Tabel 3 : Ekspor Indonesia menurut Komoditi ( Kode HS 8 digit )

| Kode H S | Uraian golongan barang   | Berat bersih (Kg) |             | Nilai F.O.B. ( U S \$ ) |             |
|----------|--|-------------------|-------------|-------------------------|-------------|
|          |  | Bulan ini         | Kumulatif   | Bulan ini               | Kumulatif   |
|          |  | (3)               | (4)         | (5)                     | (6)         |
| 55011000 | Fibres; synthetic filament tow, of nylon or other polyamides   | -                 | 2 407       | -                       | 12 481      |
| 55012000 | Fibres; synthetic filament tow, of polyesters  | 90 613            | 259 918     | 98 784                  | 406 997     |
| 55013000 | Fibres; synthetic filament tow, acrylic or modacrylic  | 10                | 62          | 27                      | 8 882       |
| 55019000 | Fibres; synthetic filament tow, of synthetic materials n.e.c. in heading no. 5501  | -                 | 18          | -                       | 114         |
| 55021000 | Fibres; artificial filament tow of cellulose acetate   | 10 042            | 119 087     | 45 892                  | 591 743     |
| 55029000 | Fibres; artificial filament tow, other than cellulose acetate  | 573               | 3 976       | 2 867                   | 18 282      |
| 55031900 | Synthetic staple fibres of nylon or other polyamides oth aramids, not carded, combed or otherwise processed for spinning | -                 | 12          | -                       | 89          |
| 55032000 | Synthetic staple fibres, of polyesters, not carded, combed or otherwise processed for spinning                           | 20 132 455        | 212 680 794 | 16 585 070              | 177 978 382 |
| 55033000 | Synthetic staple fibres, acrylic or modacrylic, not carded, combed or otherwise processed for spinning                   | 89 913            | 608 901     | 67 400                  | 502 325     |
| 55034000 | Synthetic staple fibres, of polypropylene, not carded, combed or otherwise processed for spinning                        | -                 | 45          | -                       | 142         |
| 55039010 | Synthetic staple fibres, of polyvinyl alcohol, not carded, combed or otherwise processed for spinning                    | 363               | 366         | 1 913                   | 1 917       |
| 55039090 | Synthetic staple fibres, not carded, combed or otherwise processed for spinning, other than of polyvinyl alcohol         | 617 552           | 7 515 463   | 1 024 387               | 12 224 786  |
| 55041000 | Artificial staple fibres, of viscose, not carded, combed or otherwise processed for spinning                             | 28 994 408        | 284 817 342 | 33 834 951              | 341 902 442 |
| 55049000 | Artificial staple fibres, other than of viscose, not carded, combed or otherwise processed for spinning                  | -                 | 430         | -                       | 30 444      |
| 55051000 | Fibres; waste (including noils, yarn waste and garnetted stock), of synthetic fibres                                     | 257 135           | 2 777 514   | 209 886                 | 2 345 389   |
| 55052000 | Fibres; waste (including noils, yarn waste and garnetted stock), of artificial fibres                                    | 3 263             | 297 514     | 2 741                   | 227 176     |
| 55061000 | Fibres; synthetic staple fibres, of nylon or other polyamides, carded, combed or otherwise processed for spinning        | -                 | 1 533       | -                       | 45 408      |
| 55062000 | Fibres; synthetic staple fibres, of polyesters, carded, combed or otherwise processed for spinning                       | -                 | 92          | -                       | 620         |
| 55063000 | Fibres; synthetic staple fibres, acrylic or modacrylic, carded, combed or otherwise processed for spinning               | 88 616            | 139 267     | 67 849                  | 174 736     |
| 55069000 | Fibres; synthetic staple fibres, n.e.c. in heading no. 5506, carded, combed or otherwise processed for spinning          | 45                | 400         | 1 494                   | 13 262      |
| 55081010 | Sewing thread; of synthetic staple fibres, put up for retail sale  | 36 707            | 553 605     | 101 684                 | 1 500 582   |
| 55081090 | Sewing thread; of synthetic staple fibres, not put up for retail sale  | 186 460           | 1 424 887   | 750 365                 | 6 166 086   |
| 55082090 | Sewing thread; of artificial staple fibres, not put up for retail sale   | 3                 | 209         | 18                      | 1 984       |
| 55091100 | Single yarn containing >=85 % by weight of staple fibres of nylon/other polyamides, not put up for retail sale           | -                 | 194 968     | -                       | 381 917     |
| 55091200 | Multiple(fold)/cabled yarn contain>=85 % by weight of staple fibre of nylon/other polyamide, not put up for retail sale  | -                 | 18 501      | -                       | 85 518      |
| 55092100 | Single yarn containing 85 % or more by weight of polyester staple fibres, not put up for retail sale                     | 12 870 182        | 90 888 372  | 18 431 847              | 139 586 054 |
| 55092200 | Multiple(folded) or cabled yarn containing 85 % or more by weight of polyester staple fibres, not put up for retail sale | 1 171 010         | 14 131 953  | 2 560 715               | 30 951 031  |
| 55093100 | Single yarn containing 85 % or more by weight of acrylic or modacrylic staple fibres, not put up for retail sale         | 155 455           | 2 202 978   | 657 440                 | 8 010 033   |
| 55093200 | Multiple (folded)/cabled yarn contain >=85% by weight of acrylic or modacrylic staple fibres, not put up for retail sale | 1 907 587         | 17 816 689  | 5 112 344               | 52 654 646  |
| 55094100 | Single yarn, cont. 85% or more by weight of synthetic staple fibres, not put up for retail sale                          | 7 195             | 86 625      | 40 535                  | 574 277     |
| 55094200 | Multiple/folded or cabled yarn, cont. 85% or more by weight of synthetic staple fibres, not put up for retail sale       | 11 636            | 99 308      | 31 620                  | 386 162     |
| 55095100 | Yarn; of polyester staple fibres, mixed mainly or solely with artificial staple fibres, not put up for retail sale       | 4 676 976         | 40 757 696  | 7 928 023               | 72 287 957  |
| 55095290 | Yarn of polyester staple fibre, mix mainly/solely with wool/fine animal hair, not for retail sale, other single yarn     | -                 | 1           | -                       | 1           |

Tabel 3 : Ekspor Indonesia menurut Komoditi ( Kode HS 8 digit )

|          |  | Oktober 2020      |            |                         |             |
|----------|--|-------------------|------------|-------------------------|-------------|
| Kode H S | Uraian golongan barang   | Berat bersih (Kg) |            | Nilai F.O.B. ( U S \$ ) |             |
|          |  | Bulan ini         | Kumulatif  | Bulan ini               | Kumulatif   |
| (1)      | (2)  | (3)               | (4)        | (5)                     | (6)         |
| 55095300 | Yarn; of polyester staple fibres, mixed mainly or solely with cotton, not put up for retail sale                         | 3 566 199         | 32 320 325 | 7 201 468               | 68 757 535  |
| 55095900 | Yarn; of polyester staple fibres, mixed mainly/solely with fibres n.e.c. in item no. 5509.5, not put up for retail sale  | 42 407            | 375 363    | 51 436                  | 652 245     |
| 55096100 | Yarn; of acrylic/modacrylic staple fibres, mixed mainly/solely with wool/fine animal hair, not put up for retail sale    | 29 784            | 603 146    | 135 347                 | 4 351 034   |
| 55096200 | Yarn; of acrylic/modacrylic staple fibres,mixed mainly/solely with cotton,not put up for retail sale                     | 9 725             | 83 571     | 55 758                  | 408 345     |
| 55096900 | Yarn; of acrylic/modacrylic staple fibres, mixed mainly/solely with fibres n.e.c. in item no.5509.6, not for retail sale | 83 759            | 2 454 891  | 359 668                 | 12 043 908  |
| 55099200 | Yarn; of synthetic staple fibres, mixed mainly or solely with cotton, not put up for retail sale                         | -                 | 167        | -                       | 325         |
| 55099900 | Yarn; synthetic staple fibres, mixed mainly/solely with fibres (oth wool, fine animal hair/cotton) not for retail sale   | -                 | 98 868     | -                       | 72 219      |
| 55101100 | Single yarn, containing >=85% by weight of artificial staple fibres, not put up for retail sale                          | 11 429 076        | 97 526 942 | 21 557 440              | 194 474 715 |
| 55101200 | Multiple (folded) or cabled yarn, containing >=85% by weight of artificial staple fibres, not put up for retail sale     | 669 657           | 5 573 431  | 1 529 778               | 13 794 510  |
| 55102000 | Yarn(not sewing thread), of artificial staple fibre, mixed mainly/solely with wool/fine animal hair, not for retail sale | -                 | 1          | -                       | 3           |
| 55103000 | Yarn; (not sewing thread), of artificial staple fibres, mixed mainly or solely with cotton, not put up for retail sale   | 59 921            | 1 583 191  | 203 954                 | 5 970 498   |
| 55109000 | Yarn (other than sewing thread) of artificial staple fibres, not put up for retail sale, other yarn                      | 73 360            | 2 417 735  | 187 981                 | 5 412 064   |
| 55111010 | Yarn(not sew thread),synthetic staple fibre,cont>=85%by weight such fibre,knitting yarn,crochet thread&embroidery thread | 3                 | 1 045      | 25                      | 14 432      |
| 55112010 | Yarn(not sew thread),synthetic staple fibre,cont<85%by weight such fibre,knitting yarn,crochet thread&embroidery thread  | 219               | 615        | 3 726                   | 11 430      |
| 55112090 | Synthetic staple fibres,containing< 85 % by weight of such fibres,oth thn knitting yarn,crochet thread&embroidery thread | -                 | 229        | -                       | 576         |
| 55113000 | Yarn; (not sewing thread), of artificial staple fibres, put up for retail sale   | 788               | 5 388      | 5 325                   | 50 843      |
| 55121100 | Woven fabrics; of synthetic staple fibres, containing >=85% by weight of polyester staple fibres, unbleached or bleached | 150 461           | 1 352 961  | 475 855                 | 4 478 234   |
| 55121900 | Woven fabrics; of synthetic staple fibres, containing>=85% by weight of polyester staple fibres, oth unbleached/bleached | 2 235             | 77 450     | 1 965                   | 324 141     |
| 55122100 | Woven fabrics;of synthetic staple fibres, contain>=85% by weight of acrylic/modacrylic staple fibres,unbleached/bleached | -                 | 2          | -                       | 150         |
| 55122900 | Woven fabrics;of synthetic staple fibre,contain>=85%by weight of acrylic/modacrylic staple fibre,oth unbleached/bleached | -                 | 2 124      | -                       | 45 113      |
| 55129100 | Woven fabrics;synthetic staple fibre,contain>=85%by weight oth polyester,akrilik/modakrilik saples fibre,unbleach/bleach | -                 | 4          | -                       | 165         |
| 55129900 | Woven fabric;synth staple fibres,contain>=85%by weight oth polyester,akrilik/modakrilik saples fibre,oth unbleach/bleach | 117               | 3 757      | 6 519                   | 91 233      |
| 55131100 | Wvn fabric;plain weave,polyest staple fibre,cont<85% by weight fibre,mix mainly/solely cotton,w<=170g/m2,unbleach/bleach | 622 062           | 6 432 136  | 2 833 055               | 28 255 230  |
| 55131200 | Woven fabric;plain weave,polyester staple fibre,unbleach/bleach, 3or4-thread twill,incl cross twill,polyest staple fibre | 113 124           | 1 170 907  | 583 189                 | 6 903 226   |
| 55131300 | Woven fabric;polyester staple fibre,contain<85% by weight fibre,mix mainly/solely with cotton,w<=170g/m2,unbleach/bleach | 18 035            | 309 307    | 140 564                 | 1 979 040   |
| 55131900 | Wvn fabric;cont<85% by weight synth staple fibre(oth polyester),mix mainly/solely with cotton,w<=170g/m2,unbleach/bleach | 134               | 16 059     | 1 054                   | 31 311      |
| 55132100 | Woven fabric;plain weave,dyed,contain<85% by weight of polyester staple fibre,mixed mainly/solely with cotton,w<=170g/m2 | 54 954            | 869 558    | 399 866                 | 5 984 478   |

Tabel 3 : Ekspor Indonesia menurut Komoditi ( Kode HS 8 digit )

|          |  | Oktober 2020      |           |                         |            |
|----------|--|-------------------|-----------|-------------------------|------------|
| Kode H S | Uraian golongan barang   | Berat bersih (Kg) |           | Nilai F.O.B. ( U S \$ ) |            |
|          |  | Bulan ini         | Kumulatif | Bulan ini               | Kumulatif  |
| (1)      | (2)  | (3)               | (4)       | (5)                     | (6)        |
| 55132300 | Woven fabric; dyed, contain<85% by weight of polyester staple fibres, mixed mainly/solely with cotton, <=170g/m2         | 3 036             | 85 713    | 38 734                  | 720 258    |
| 55132900 | Woven fabric;dyed,contain<85% by weight of synthetic staple fibres(oth polyester),mix mainly/solely w cotton,<=170g/m2   | -                 | 40 417    | -                       | 246 292    |
| 55133100 | Woven fabric;plain weave,diff colour,contain<85% by weight polyester staple fibre,mix mainly/solely w cotton,<=170g/m2   | 5 998             | 10 594    | 96 271                  | 153 080    |
| 55133900 | Wvn fabric;yarn of diff colour,cont<85% of synth staple fibre(oth polyest,plain weave),mix mainly/solely cott,w<=170g/m2 | -                 | 4 558     | -                       | 38 243     |
| 55134100 | Woven fabric;plain weave,print,polyester staple fibre, mix mainly/solely w cotton,contain<85% by weight fibre,w<=170g/m2 | 1                 | 4         | 17                      | 86         |
| 55134900 | Woven fabric;print,contain<85% by weight synth staple fibre(oth polyest,plain weave),mix mainly/solely cotton,w<=170g/m2 | 935               | 22 993    | 14 570                  | 224 908    |
| 55141100 | Woven fabric;plain weave,unbleach/bleach,contain<85% by weight polyest staple fibre,mix mainly/solely cotton,w<=170g/m2  | 105 441           | 988 703   | 257 365                 | 2 797 817  |
| 55141200 | Wvn fabric;3or4-thread twill,incl cross twill,bleach/not,cont<85%of poly staple fibre,mix mainly/solely cot,w>170g/m2    | 255 295           | 1 848 278 | 1 229 306               | 9 056 721  |
| 55141900 | Woven fabric;bleached/not, cont<85% of synthetic staple fibres ot polyester, mixed mainly/solely with cotton, >170g/m2   | -                 | 18 124    | -                       | 85 220     |
| 55142100 | Woven fabric;plain weave,dyed,contain<85% by weight of polyester staple fibre,mixed mainly/solely with cotton,<170g/m2   | 1 804             | 30 626    | 16 560                  | 293 746    |
| 55142200 | Wvn fabric;3-/4-thread twill,incl cross twill,dyed,contain<85% polyester staple fibre,mix mainly/solely w cott,>=170g/m2 | 42 404            | 737 745   | 303 441                 | 4 911 579  |
| 55142300 | Woven fabric;dyed,contain<85% by weight polyester staple fibre,mix mainly/solely w cotton,>170g/m2,n.e.c in head no 5514 | -                 | 318       | -                       | 26 414     |
| 55142900 | Woven fabric;dyed,contain<85% by weight of synthetic staple fibres(oth polyester),mix mainly/solely w cotton,>170g/m2    | -                 | 17 765    | -                       | 82 979     |
| 55143000 | Wvn fabric;of yarn of diff colour, cont <85% by weight of synthetic staple fibres, mix mainly/solely with cott, >170g/m2 | -                 | 1 398     | -                       | 20 752     |
| 55144900 | Fabrics,woven;printed,contain<85% by weight of synthetic staple fibre(oth polyester),mix mainly/solely w cotton,>170g/m2 | -                 | 340       | -                       | 1 177      |
| 55151100 | Fabrics, woven, mixed mainly or solely with viscose rayon staple fibres of polyester staple fibres                       | 521 449           | 5 819 750 | 2 874 877               | 24 889 452 |
| 55151200 | Fabric, woven, mixed mainly or solely with manmade filaments of polyester staple fibres                                  | 438 992           | 6 027 014 | 1 739 722               | 23 956 689 |
| 55151300 | Fabric, woven, mixed mainly or solely with wool or fine animal hair of polyester staple fibres                           | 17                | 1 964     | 469                     | 50 762     |
| 55151900 | Fabrics, woven; of polyester staple fibres nec in chapter 55, mixed mainly or solely with fibres nec in item no. 5515.1  | 10 990            | 428 450   | 67 094                  | 2 773 194  |
| 55152100 | Fabric, woven, mixed mainly or solely with manmade filaments of acrylic or modacrylic staple fibres                      | -                 | 2 289     | -                       | 19 228     |
| 55152900 | Fabrics,woven;of acrylic/modacrylic staple fibre nec in chapter 55, mixed mainly/solely with fibre nec in item no.5515.2 | -                 | 14        | -                       | 458        |
| 55159100 | Fabrics, woven; of synthetic staple fibres n.e.c. in chapter 55, mixed mainly or solely with man-made filaments          | -                 | 2         | -                       | 5          |
| 55159990 | Fabrics, woven; of synthetic staple fibres n.e.c. in chapter 55, other than 5515.99.10                                   | 997               | 6 987     | 20 000                  | 163 425    |
| 55161100 | Fabrics, woven; unbleached or bleached, containing 85% or more by weight of artificial staple fibres                     | 214 596           | 3 948 235 | 962 037                 | 16 461 700 |
| 55161200 | Fabrics, woven; dyed, containing 85% or more by weight of artificial staple fibres                                       | 2                 | 177 547   | 12                      | 822 627    |
| 55161300 | Fabrics, woven; of yarns of different colours, containing 85% or more by weight of artificial staple fibres              | 1 711             | 8 648     | 20 158                  | 102 796    |
| 55161400 | Fabrics, woven; printed, containing 85% or more by weight of artificial staple fibres                                    | 108               | 65 388    | 4 818                   | 571 889    |

Tabel 3 : Ekspor Indonesia menurut Komoditi ( Kode HS 8 digit )

|          |  | Oktober 2020      |           |                         |            |
|----------|--|-------------------|-----------|-------------------------|------------|
| Kode H S | Uraian golongan barang   | Berat bersih (Kg) |           | Nilai F.O.B. ( U S \$ ) |            |
|          |  | Bulan ini         | Kumulatif | Bulan ini               | Kumulatif  |
| (1)      | (2)  | (3)               | (4)       | (5)                     | (6)        |
| 55162100 | Fabrics,woven,unbleached/bleached,contain < 85% by weight artificial staple fibres,mix mainly/solely w/manmade filaments | 30 018            | 318 786   | 141 221                 | 1 457 430  |
| 55162200 | Fabrics, woven; dyed, containing <85% by weight of artificial staple fibres, mixed mainly/solely with man-made filaments | 142               | 10 754    | 2 805                   | 82 130     |
| 55162300 | Fabrics, wvn; of yarns of different colour,cont<85% of artificial staple fibre, mix mainly/solely with man-made filament | -                 | 20 003    | -                       | 149 730    |
| 55162400 | Fabrics, woven; printed, containing <85% of artificial staple fibres, mixed mainly or solely with man-made filaments     | -                 | 2 769     | -                       | 17 517     |
| 55163100 | Fabrics, woven; unbleached/bleached, cont<85% of artificial staple fibres,mix mainly/solely with wool/fine animal hair   | -                 | 2 369     | -                       | 18 285     |
| 55164100 | Fabrics, woven; unbleached/bleached, containing <85% of artificial staple fibres, mixed mainly or solely with cotton     | 3 666             | 18 709    | 60 850                  | 303 275    |
| 55164300 | Fabrics, woven; of yarns of different colours, cont<85% of artificial staple fibres, mixed mainly/solely with cotton     | -                 | 1 764     | -                       | 19 144     |
| 55164400 | Fabrics, woven; printed, containing <85% by weight of artificial staple fibres, mixed mainly or solely with cotton       | -                 | 1 800     | -                       | 15 085     |
| 55169100 | Fabrics, woven; unbleached or bleached, of artificial staple fibres, n.e.c. in heading no. 5516                          | 11 700            | 91 586    | 57 908                  | 444 735    |
| 55169200 | Fabrics, woven; dyed, of artificial staple fibres, n.e.c. in heading no. 5516  | -                 | 165       | -                       | 2 573      |
| 55169300 | Fabrics, woven; of yarns of different colours, of artificial staple fibres, n.e.c. in heading no. 5516                   | 1                 | 1         | 2                       | 2          |
| 56012100 | Wadding, otheráarticlesáthereof, of cotton   | 2 531             | 118 069   | 11 348                  | 373 063    |
| 56012210 | Wadding of textile materials and articles thereof ,of manmade fibres, wrapped cigarette tow                              | 12 494            | 385 482   | 72 798                  | 2 024 298  |
| 56012290 | Wadding of textile materials and articles thereof ,of manmade fibres,oth thn wrapped cigarette tow                       | 262 784           | 2 994 384 | 2 779 695               | 28 170 843 |
| 56012900 | Wadding, otheráarticlesáthereof, other than of cotton or man-made fibres   | 2                 | 38        | 5                       | 231        |
| 56013010 | Wadding, textile flock and dust and mill neps, polyamide fibre flock   | 552 368           | 3 149 819 | 909 364                 | 5 371 739  |
| 56013090 | Wadding, textile flock and dust and mill neps, others then of Polyamide fibre flock, others than Polyamide fibre flock   | -                 | 229       | -                       | 1 891      |
| 56021000 | Needleloom felt and stitch-bonded fibre fabrics, impregnated, coated,ácoveredáor laminated                               | 87 340            | 676 575   | 325 707                 | 3 065 588  |
| 56022100 | Felt of wool or fine animal hair, not impregnated, coated, covered nor laminated   | -                 | 14        | -                       | 1 001      |
| 56022900 | Felt of textile materials other than of wool or fine animal hair, not impregnated, coated, covered nor laminated         | 2                 | 169       | 68                      | 646        |
| 56029000 | Felt, impregnated, coated,ácoveredáor laminated (excluding needleloom felt and stitch-bonded fibre fabrics)              | 51 734            | 474 910   | 94 140                  | 884 240    |
| 56031100 | Nonwovens, won impregnated, coated,ácoveredáor laminated, of man-made filaments, (weighing not more than 25g/m2)         | 623 858           | 6 503 886 | 1 345 499               | 14 419 968 |
| 56031200 | Nonwovens, won impregnated,coated,covered/laminated,of man-made filaments,(weighing > 25g/m2 but not < 70g/m2)           | 808 063           | 8 500 438 | 2 769 622               | 28 895 808 |
| 56031300 | Nonwovens, won impregnated,coated,covered/laminated, of man-made filaments, (weighing >70g/m2 but not < 150g/m2)         | 78 638            | 648 647   | 200 230                 | 1 693 928  |
| 56031400 | Nonwovens, whether or not impregnated, coated,ácoveredáor laminated, of man-made filaments, (weighing more than 150g/m2) | 8 828             | 148 685   | 53 090                  | 565 565    |
| 56039100 | Nonwovens, won impregnated,coated,covered/laminated, not of man-made filaments, (weighing not more than 25g/m2)          | 111 025           | 2 078 712 | 421 907                 | 7 829 023  |
| 56039200 | Nonwovens, won impregnated, coated, covered/laminated, not of man-made filaments, (weighing > 25g/m2 but < 70g/m2)       | 930 861           | 7 474 190 | 2 380 056               | 19 459 133 |
| 56039300 | Nonwovens, won impregnated, coated, covered or laminated, not of man-made filaments, (weighing > 70g/m2 but < 150g/m2)   | 1 322             | 24 395    | 6 157                   | 120 603    |
| 56039400 | Nonwovens, won impregnated, coated, covered or laminated, not of man-made filaments, (weighing more than 150g/m2)        | 89 059            | 672 235   | 388 458                 | 2 891 213  |
| 56041000 | Rubber thread and cord, textile covered  | 632               | 25 824    | 1 553                   | 125 351    |

Tabel 3 : Ekspor Indonesia menurut Komoditi ( Kode HS 8 digit )

|          |  | Oktober 2020      |           |                         |            |
|----------|--|-------------------|-----------|-------------------------|------------|
| Kode H S | Uraian golongan barang   | Berat bersih (Kg) |           | Nilai F.O.B. ( U S \$ ) |            |
|          |  | Bulan ini         | Kumulatif | Bulan ini               | Kumulatif  |
| (1)      | (2)  | (3)               | (4)       | (5)                     | (6)        |
| 56049020 | Rubber impregnated textile thread yarn other than rubber thread and cord, textile covered                                | 0                 | 0         | 10                      | 10         |
| 56049030 | High tenacity yarn of polyesters, of nylon/oth polyamides/of viscose rayon oth thn rubber thread&cord,textile covered    | 2 694             | 12 599    | 61 629                  | 445 093    |
| 56049090 | Rubber thread&cord,textile covered, textile yarn&strip&the like of heading 54.04/54.05 other than 5604.10.00- 5604.10.30 | 3 177             | 38 226    | 25 884                  | 341 477    |
| 56050000 | Metallised yarn,whether/not gimped,being textl yarn/strip like head 5404/5405, combine w/metal in the form               | 769               | 42 022    | 28 090                  | 533 118    |
| 56060000 | Yarn&strip&like head 5404/5405,gimped(oth head 5605&horsehair yarn);chenille yarn(inc flock chenille yarn);loop waleyarn | 9 936             | 101 280   | 50 398                  | 404 240    |
| 56072100 | Twine,ábinderáor baler twine, of sisal or other textile fibres of the genus agave  | -                 | 4         | -                       | 49         |
| 56072900 | Twine/cordage/rope/cable;sisal/oth textile fibre genus agave,won plait,braid/rubber/plastic impregnate,coat,cover/sheath | 93 600            | 570 896   | 282 276                 | 1 871 998  |
| 56074100 | Twine,ábinderáor baler twine, of polyethylene or polypropylene   | 2 231             | 3 515     | 6 683                   | 17 369     |
| 56074900 | Twine,cordage,rope,cable;poly-ethylene/propylene(ex binder/baler twine),won plait,braid/rubber/plastic impregnate,coat   | 167 740           | 669 275   | 190 811                 | 1 298 953  |
| 56075010 | V-belt cord,man-made fibre w/resorcinol formaldehyde;poly-amide/tetrafluoro-ethylene yarn>10,000decitex,seal pump,valve  | 22 121            | 139 387   | 207 343                 | 1 300 964  |
| 56075090 | Twine,cordage,rope&cable of synthetic fibre,won plaited/braided/impregnate,cover/sheath w/rubber/plastic,o.t HS 56075010 | 4 128             | 86 287    | 66 527                  | 730 185    |
| 56079021 | Twine, cordage, ropes, cables, of Abaca (Manila hemp or Musa textilis Nee)   | 24                | 10 753    | 16                      | 45 535     |
| 56079022 | Twine, cordage, ropes, cables, of other hard (leaf) fibres   | -                 | 7 652     | -                       | 12 141     |
| 56079090 | Twine, cordage, ropes, cables, other than of jute/oth textile bast fibres of head 53.03                                  | 51 606            | 635 286   | 64 842                  | 942 548    |
| 56081100 | Twine, cordage or rope; fishing nets, made up, of man made textile materials   | 148 948           | 1 472 450 | 1 082 324               | 10 462 446 |
| 56081920 | Twine, cordage or rope, knotted netting, for other than fishing, of man-made textile materials, Net bags                 | 5                 | 9 755     | 4                       | 17 111     |
| 56081990 | Twine, cordage or rope, knotted netting, for other than fishing, of man-made textile materials, other than net bags      | 14 827            | 122 451   | 43 534                  | 321 612    |
| 56089010 | Twine, cordage or rope, knotted netting, for other than fishing, other than man-made textile materials, Net bags         | -                 | 4         | -                       | 683        |
| 56089090 | Twine, cordage or rope, knotted netting, for other than fishing, oth than man-made textile materials, oth than net bags  | 98                | 10 422    | 117                     | 63 712     |
| 56090000 | Yarn; articles of yarn, strip or the like of heading no. 5404 and 5405, twine, cordage, rope or cables nec or included   | 111 634           | 895 493   | 425 153                 | 3 057 119  |
| 57011010 | Prayer rugs made of wool or fine animal hair, knotted, whether or not made up  | 171               | 320       | 258                     | 910        |
| 57011090 | Carpets&other textile floor covering, knotted, whether or not made up, of wool/fine animal hair, other than prayer rugs  | 431               | 8 477     | 1 617                   | 115 452    |
| 57019011 | Prayer rugs made of cotton, knotted, whether or not made up  | 48                | 804       | 350                     | 8 415      |
| 57019019 | Carpets and other textile floor covering, knotted, whether or not made up, of cotton, other than prayer rugs             | 87                | 1 222     | 1 727                   | 4 472      |
| 57019091 | Prayer rugs,knotted, whether or not made up, other than of wool or fine animal hair, cotton & jute fibres                | 7 000             | 25 930    | 9 425                   | 34 805     |
| 57019099 | Carpet&oth textile floor covering, knotted,won made up,o.t of wool/fine animal hair/cotton/jute fibre, o.t prayer rugs   | 12 121            | 46 463    | 10 407                  | 45 270     |
| 57021000 | Carpets and other textile floor coverings,Kelem, Schumacks, Karamanie and similar handwoven rugs                         | -                 | 28 174    | -                       | 41 010     |
| 57022000 | Carpets, floor coverings of coconut fibres (coir), woven   | -                 | 28 807    | -                       | 26 357     |
| 57023100 | Carpets/oth textile floor coverings; woven/not tufted/flocked,of pile construction, not made up of wool/fine animal hair | -                 | 21        | -                       | 18         |

Tabel 3 : Ekspor Indonesia menurut Komoditi ( Kode HS 8 digit )

|          |  | Oktober 2020      |           |                         |            |
|----------|--|-------------------|-----------|-------------------------|------------|
| Kode H S | Uraian golongan barang   | Berat bersih (Kg) |           | Nilai F.O.B. ( U S \$ ) |            |
|          |  | Bulan ini         | Kumulatif | Bulan ini               | Kumulatif  |
| (1)      | (2)  | (3)               | (4)       | (5)                     | (6)        |
| 57023200 | Carpets/oth textile floor covering; woven/not tuft/flocked,of pile construction,not made up of man-made textile material | -                 | 3 245     | -                       | 15 898     |
| 57023990 | Carpet/oth textile floor covering; woven/not tufted/flock,of pile construction,not made up,o.t HS 5702.31.00-5702.39.20  | 1 515             | 2 398     | 37 306                  | 40 346     |
| 57024110 | Prayer rugs of pile construction, woven/not tufted/flocked, made up of wool or fine animal hair                          | 295               | 1 599     | 1 108                   | 3 310      |
| 57024190 | Carpets & other textile floor coverings of pile construction,woven,made up of wool/fine animal hair, o.t prayer rugs     | -                 | 7 405     | -                       | 17 028     |
| 57024210 | Prayer rugs of pile construction, woven/not tufted/flocked, made up of man-made textile materials                        | 7 200             | 40 885    | 7 200                   | 97 880     |
| 57024290 | Carpets&other textile floor coverings of pile construction,woven,made up of man-made textile material,o.t prayer rugs    | 918 619           | 6 203 901 | 2 112 057               | 14 117 433 |
| 57024920 | Carpets&other textile floor coverings of pile construction, woven/not tufted/flocked, made up of jute fibres             | 4 608             | 4 608     | 41 013                  | 41 013     |
| 57024991 | Prayer rugs of pile construction, woven, made up of other than wool&fine animal hair/man-made fibre/cotton/jute fibres   | -                 | 1         | -                       | 15         |
| 57024999 | Carpet&textile floor cover,pile construct,woven,made up of o.t wool&fine animal hair/man-made/cotton/jute,o.t prayer rug | 200               | 2 546     | 527                     | 28 166     |
| 57025010 | Carpets and other textile floor coverings, woven/not tufted/flocked,not of pile construction, not made up of cotton      | -                 | 260       | -                       | 195        |
| 57025090 | Carpets & other textile floor coverings,woven,not of pile construction,not made up, other than of cotton and jute fibres | 55                | 198       | 1 532                   | 5 301      |
| 57029210 | Prayer rugs, woven/not tufted/flocked, made of man-made textile materials, not of pile construction, made up             | -                 | 923       | -                       | 1 089      |
| 57029290 | Carpet&oth textile floor coverings,woven,of man-made textile materials ,not of pile construction,made up, o.t prayer rug | 380               | 57 406    | 4 251                   | 258 692    |
| 57029920 | Carpets & other textile floor coverings,of jute fibres ,not of pile construction,made up                                 | -                 | 3 314     | -                       | 21 659     |
| 57029991 | Prayer rugs, woven/not tufted/flocked, not made of cotton or jute fibres, not of pile construction, made up              | -                 | 2         | -                       | 97         |
| 57029999 | Carpets&oth textile floor coverings,woven,o.t cotton&jute fibres ,not of pile construction,made up,other than prayer rug | -                 | 483       | -                       | 3 579      |
| 57031010 | Floor mats of a kind used for motor vehicles of heading 87.02, 87.03 or 87.04 of wool or fine animal hair, tufted        | -                 | 28 402    | -                       | 7 274      |
| 57031020 | Prayer rugs of wool or fine animal hair, tufted  | -                 | 683       | -                       | 5 185      |
| 57031030 | Flooring carpets of a kind used for motor vehicles of headings 87.02, 87.03 or 87.04 of wool or fine animal hair, tufted | 10                | 82 264    | 107                     | 187 734    |
| 57031090 | Carpets and oth textile floor coverings, tufted,won made up, from wool or fine animal hair other than HS 5703.10.10-30   | 156               | 2 023     | 1 701                   | 46 332     |
| 57032010 | Prayer rugs from nylon or other polyamides, tufted   | -                 | 31        | -                       | 989        |
| 57032090 | Carpets and oth textile floor coverings, tufted, won made up of nylon or other polyamides other than prayer rugs         | 82 438            | 986 762   | 421 360                 | 4 282 241  |
| 57033010 | Prayer rugs from other man-made textile materials, tufted  | 6 722             | 109 011   | 16 838                  | 365 256    |
| 57033090 | Carpets and other textile floor coverings, tufted, won made up, not prayer rugs of other man-made textile materials      | 399 292           | 2 936 681 | 1 151 506               | 8 198 603  |
| 57039011 | Prayer rugs from cotton, tufted  | -                 | 1 120     | -                       | 777        |
| 57039019 | Carpets and other textile floor coverings, tufted, whether or not made up, of cotton, other than prayer rugs             | -                 | 18        | -                       | 147        |
| 57039021 | Floor mats of a kind used for motor vehicles of heading 87.02, 87.03 or 87.04 of jute fibres, tufted                     | -                 | 620       | -                       | 1 651      |
| 57039022 | Flooring carpets of a kind used for motor vehicles of headings 87.02, 87.03 or 87.04 of jute fibres, tufted              | -                 | 108       | -                       | 190        |
| 57039029 | Carpets and other textile floor coverings, tufted, whether or not made up, of jute fibres, o.t HS 5703.90.21-5703.90.22  | -                 | 10        | -                       | 55         |
| 57039091 | Floor mats of a kind used for motor vehicles of heading 87.02, 87.03 or 87.04,not made of cotton or jute fibres,tufted   | 504               | 9 191     | 2 192                   | 28 853     |
| 57039093 | Flooring carpets,used for motor vehicles of headings 87.02, 87.03 or 87.04 are not made of cott or jute fibres, tufted   | 2 282             | 13 053    | 12 611                  | 73 228     |

Tabel 3 : Ekspor Indonesia menurut Komoditi ( Kode HS 8 digit )

|          |  | Oktober 2020      |           |                         |           |
|----------|--|-------------------|-----------|-------------------------|-----------|
| Kode H S | Uraian golongan barang   | Berat bersih (Kg) |           | Nilai F.O.B. ( U S \$ ) |           |
|          |  | Bulan ini         | Kumulatif | Bulan ini               | Kumulatif |
| (1)      | (2)  | (3)               | (4)       | (5)                     | (6)       |
| 57039099 | Carpets&other textile floor coverings,tufted,won made up, not of cotton&jute fibres,o.t HS 5703.90.91-5703.90.93         | 828               | 39 516    | 1 156                   | 43 130    |
| 57049000 | Tiles, having a minimum surface area exceeding 1 m2, of felt, not tufted or flopped, whether or not made up              | 7 421             | 391 928   | 15 696                  | 704 072   |
| 57050011 | Prayer rugs from cotton, other than heading 5701-5704  | 14 963            | 113 077   | 61 411                  | 600 187   |
| 57050019 | Carpets and other textile floor coverings, other than heading 5701-5704,whether or not made up, of cotton,o.t prayer rug | 2 359             | 49 295    | 4 917                   | 119 272   |
| 57050021 | Nonwoven floor coverings, o.t heading 5701-5704, used for motor vehicles of heading 87.02, 87.03 or 87.04,of jute fibres | 6                 | 24        | 42                      | 967       |
| 57050029 | Carpets and other textile floor coverings, other than heading 5701-5704, of jute fibres, other than HS 5705.00.21        | 7 966             | 35 147    | 46 052                  | 198 077   |
| 57050091 | Prayer rugs, other than heading 5701-5704, other than of cotton or jute fibres   | 193               | 12 598    | 1 944                   | 24 910    |
| 57050092 | Nonwoven floor coverings, other than heading 5701-5704, used for motor vehicles of heading 8702, 8703 or 8704            | 71 991            | 598 798   | 592 324                 | 4 422 749 |
| 57050099 | Carpet&other textile floor coverings, o.t heading 5701-5704, o.t of cotton&jute fibres, o.t HS 5705.00.91-5705.00.92     | 122 217           | 515 517   | 1 190 327               | 4 510 400 |
| 58011090 | Woven pile &chenille fabrics, o.t heading 58.02/58.06,of wool/fine animal hair not impregnated,coat,covered/laminated    | -                 | 1 415     | -                       | 10 575    |
| 58012210 | Woven pile fabrics, o.t heading 58.02/58.06,cut corduroy, impregnated, coated, covered or laminated, of cotton           | -                 | 1         | -                       | 1         |
| 58012290 | Woven pile fabrics, o.t heading 58.02/58.06,cut corduroy,o.t impregnated, coated,covered/laminated, of cotton            | -                 | 49        | -                       | 172       |
| 58012790 | Warp pile fabrics,woven, other than fabrics of heading 58.02/58.06,of cotton, o.t impregnated, coated,covered/laminated  | -                 | 1 067     | -                       | 2 135     |
| 58013610 | Chenille fabrics, other than fabrics of heading 58.02/58.06,of man-made fibres, impregnated, coated, covered/laminated   | -                 | 468       | -                       | 6 567     |
| 58013690 | Chenille fabrics, o.t fabrics of heading 58.02/58.06, of man-made fibres, o.t impregnated, coated, covered/laminated     | -                 | 51        | -                       | 725       |
| 58013710 | Warp pile fabrics,woven, o.t fabrics of heading 58.02 or 58.06,of man-made fibres,impregnated, coated, covered/laminated | 1 442             | 41 520    | 17 790                  | 911 539   |
| 58013790 | Warp pile fabrics,woven,o.t fabrics of heading 58.02/58.06,of man-made fibres, o.t impregnated, coated,covered/laminated | -                 | 725       | -                       | 3 068     |
| 58019091 | Woven pile&chenille fabrics,o.t head 58.02/58.06, impregnated,coat,cover,o.t of animal hair/cotton/man-made fibres/silk  | 940               | 10 640    | 231                     | 2 999     |
| 58019099 | Woven pile&chenille fabrics,o.t head 58.02/58.06,o.t impregnate,coat,cover,o.t of animal hair/cotton/man-made fibre/silk | 1 050             | 5 371     | 1 112                   | 4 473     |
| 58021900 | Terry towelling and similar woven terry fabrics, other than narrow fabrics of heading 58.06 of cotton, bleached          | 46                | 3 553     | 480                     | 57 093    |
| 58022010 | Terry towelling and similar woven terry fabrics, other than narrow fabrics of heading 58.06, of wool or fine animal hair | 250               | 670       | 1 700                   | 3 350     |
| 58022090 | Terry towelling&similar woven terry fabrics, o.t narrow fabrics of heading 58.06,o.t of cotton/wool/fine animal hair     | -                 | 22        | -                       | 403       |
| 58023020 | Tufted textile fabrics woven,other than products of heading 57.03, made of cotton or man-made fibres                     | 86                | 86        | 1 829                   | 1 829     |
| 58023030 | Tufted textile fabrics woven, other than products of heading 57.03, other than made of cotton or man-made fibres         | -                 | 255       | -                       | 1 005     |
| 58023090 | Tufted textile fabrics, other than heading 57.03, other than HS 5802.30.10-5802.30.30                                    | 112               | 644       | 104                     | 4 057     |
| 58030010 | Gauze, other than narrow fabrics of heading 58.06, made of cotton  | -                 | 3 268     | -                       | 11 939    |
| 58030090 | Gauze, other than narrow fabrics of heading 58.06, other than made of cotton, man-made fibres, wool or fine animal hair  | 45 937            | 369 536   | 130 058                 | 1 054 011 |
| 58041019 | Tulles&other net fabrics, not including woven,knitted/crocheted fabrics,of silk,o.t impregnated,coated,covered/laminated | 94                | 4 954     | 855                     | 51 722    |

Tabel 3 : Ekspor Indonesia menurut Komoditi ( Kode HS 8 digit )

| Kode H S | Uraian golongan barang   | Berat bersih (Kg) |           | Nilai F.O.B. ( U S \$ ) |           |
|----------|--|-------------------|-----------|-------------------------|-----------|
|          |  | Bulan ini         | Kumulatif | Bulan ini               | Kumulatif |
|          |  | (3)               | (4)       | (5)                     | (6)       |
| 58041029 | Tulles&other net fabrics,not including woven,knitted/crocheted fabrics,of cotton,o.t impregnated,coated,cover/laminated  | -                 | 3         | -                       | 41        |
| 58041091 | Tulles&other net fabrics, not including woven,knitted/crocheted fabrics, o.t of cotton/silk,impregnated,coated,covered   | -                 | 827       | -                       | 9 316     |
| 58041099 | Tulles&other net fabrics,not including woven,knitted/crocheted fabrics,o.t of cotton/silk,o.t impregnated,coated,covered | 9 833             | 91 525    | 91 773                  | 709 831   |
| 58042110 | Mechanically made lace,o.t fabrics of headings 60.02-60.06, of man-made fibres, impregnated, coated, covered/laminated   | 24                | 26 408    | 354                     | 195 937   |
| 58042190 | Mechanically made lace,o.t fabrics of headings 60.02-60.06,of man-made fibres,o.t impregnated, coated, covered/laminated | 18 964            | 214 117   | 192 567                 | 2 244 516 |
| 58042990 | Mechanically made lace,o.t fabrics of heading 60.02- 60.06, o.t man-made fibres,o.t impregnated,coated,covered/laminated | 79                | 2 349     | 995                     | 39 155    |
| 58043000 | Hand-made lace, in the piece, in strips or motifs, other than fabrics of headings 60.02 to 60.06                         | -                 | 7 642     | -                       | 66 389    |
| 58050010 | Hand-woven tapestries of the type Gobelins, Flanders, Aubusson, Beauvais &needle-worked tapestries,won made up,of cotton | -                 | 5         | -                       | 1         |
| 58050090 | Hand-woven tapestries of the type Gobelin,Flanders,Aubusson,Beauvais &needle-worked tapestries,won made up,o.t of cotton | -                 | 932       | -                       | 1 312     |
| 58061010 | Woven pile fabrics (including terry towelling & similar terry fabrics) & chenille fabrics, o.t heading 58.07, of silk    | -                 | 1         | -                       | 53        |
| 58061020 | Woven pile fabrics (including terry towelling & similar terry fabrics) & chenille fabrics, o.t heading 58.07, of cotton  | -                 | 826       | -                       | 23 208    |
| 58061090 | Woven pile fabrics (incl. terry towelling & similar terry fabrics)&chenille fabrics,o.t heading 58.07,o.t of silk/cotton | 20 547            | 232 559   | 81 580                  | 815 661   |
| 58062010 | Sports tape of a kind used to wrap sports equipment grips, containing by weight >= 5% of elastomeric yarn/rubber thread  | 15 814            | 169 933   | 470 867                 | 6 432 978 |
| 58062090 | Narrow woven fabrics o.t heading 58.07, containing by weight ?5% of elastomeric yarn/rubber thread, o.t HS 5806.20.10    | 89 282            | 492 386   | 1 076 543               | 6 863 980 |
| 58063110 | Narrow woven fabrics of cotton,o.t heading 58.07,suit for manufacture of inked ribbons for typewriters/similar machines  | -                 | 18        | -                       | 19 849    |
| 58063120 | Narrow woven fabrics of cotton,o.t heading 58.07, backing of a kind used for electrical insulating paper                 | 3                 | 183       | 77                      | 947       |
| 58063130 | Narrow woven fabric, o.t heading 58.07,ribbons used for making slide fasteners&of a width ? 12 mm made of cotton         | -                 | 1         | -                       | 1         |
| 58063190 | Narrow woven fabrics of cotton, o.t heading 58.07, other than HS 5806.31.10-5806.31.30                                   | -                 | 2 848     | -                       | 7 882     |
| 58063210 | Narrow woven fabric, o.t heading 58.07,of man-made fibre,for manufac inked ribbon for typewriter;safety seat belt fabric | 35                | 2 394     | 984                     | 24 770    |
| 58063240 | Narrow woven fabrics of man-made fibres, o.t heading 58.07, backing of a kind used for electrical insulating paper       | -                 | 1         | -                       | 194       |
| 58063250 | Narrow woven fabric of man-made fibrec, other than heading 58.07,ribbon used for making slide fasteners & width ? 12 mm  | -                 | 2         | -                       | 26        |
| 58063290 | Narrow woven fabrics of man-made fibres, other than heading 58.07, other than HS 5806.32.10-5806.32.50                   | 24 104            | 211 638   | 193 904                 | 1 871 299 |
| 58063910 | Narrow woven fabrics of silk, o.t woven pile fabrics/cont.weight ?5% of elastomeric yarn/rubber thread,o.t heading 58.07 | -                 | 127       | -                       | 4 563     |
| 58063991 | Narrow woven fabrics o.t of cotton/man-made fibres/silk, o.t heading 58.07,backing used for electrical insulating paper  | -                 | 25        | -                       | 20        |
| 58063992 | Narrow woven fabric o.t of cotton/man-made fibres/silk o.t heading 58.07,suit for manufac inked ribbon for typewriter    | 1                 | 34        | 9                       | 217       |
| 58063999 | Narrow woven fabric other than of cotton/manmade fibre/silk,other than heading 58.07,other than HS 5806.39.91-5806.39.93 | 48 823            | 408 487   | 230 829                 | 1 827 666 |
| 58064000 | Fabrics consisting of warp without weft assembled by means of an adhesive (bolducs),other than heading 58.07             | -                 | 4         | -                       | 27        |



Tabel 3 : Ekspor Indonesia menurut Komoditi ( Kode HS 8 digit )

| Kode H S | Uraian golongan barang   | Oktober 2020      |           |                         |            |
|----------|--|-------------------|-----------|-------------------------|------------|
|          |  | Berat bersih (Kg) |           | Nilai F.O.B. ( U S \$ ) |            |
|          |  | Bulan ini         | Kumulatif | Bulan ini               | Kumulatif  |
| (1)      | (2)  | (3)               | (4)       | (5)                     | (6)        |
| 58071000 | Labels,badges&similar articles of textile materials,in the piece,in strips or cut to shape or size,not embroidered,woven | 1 144             | 12 736    | 25 036                  | 328 044    |
| 58079010 | Labels,badges & similar articles of textile materials,in the piece,in strips/cut to shape/size,not embroidered,non woven | 1                 | 780       | 12                      | 17 365     |
| 58079090 | Label,badge&similar articles ,in piece,in strips/cut to shape/size,not embroidered,other than woven & nonwoven fabrics   | 737               | 7 778     | 20 302                  | 265 495    |
| 58081010 | Braids in the piece, combined with rubber thread   | 8                 | 58        | 65                      | 791        |
| 58081090 | Braids in the piece, other than combined with rubber thread  | 11                | 744       | 327                     | 15 785     |
| 58089010 | Ornamental trimming in the piece, w/o embroidery,o.t knitted/crocheted;tassels,pompons&similar,combined w/ rubber thread | 350               | 354       | 1 249                   | 1 279      |
| 58089090 | Ornamental trimming in piece,w/o embroidery,o.t knitted/crocheted;tassels,pompons&similar,o.t combined w/ rubber thread  | 664               | 18 797    | 3 212                   | 51 102     |
| 58090000 | Woven fabrics of metal thread&of metallised yarn heading 56.05,used in apparel,as furnishing fabrics/similar purpose,nes | -                 | 27        | -                       | 164        |
| 58101000 | Embroidery without visible ground, in the piece, in strips or in motifs  | 37                | 3 624     | 1 721                   | 114 704    |
| 58109100 | Embroidery; with visible ground, of cotton, in the piece, in strips or in motifs   | 6 900             | 72 645    | 84 107                  | 859 075    |
| 58109200 | Embroidery; with visible ground, of man-made fibres, in the piece, in strips or in motifs                                | 10 124            | 69 125    | 181 779                 | 1 025 614  |
| 58109900 | Embroidery; with visible ground, other than cotton&man-made fibres, in the piece, in strips/in motifs                    | 6 441             | 59 461    | 64 464                  | 634 955    |
| 58110090 | Quilt textile in piece,?1 layer of textile assemble w/padding by stitch,o.t embroidery head 58.10, o.t wool/fine/coarse  | 140               | 2 737     | 2 626                   | 40 545     |
| 59011000 | Textile fabrics coated with gum or amylaceous substances, of a kind used for the outer covers of books or the like       | 8 384             | 79 347    | 38 616                  | 340 476    |
| 59019020 | Prepared painting canvas   | 2 156             | 24 279    | 17 569                  | 115 798    |
| 59019090 | Buckram and similar stiffened textile fabrics of a kind used for hat foundations.  | 2 323             | 11 283    | 26 373                  | 222 075    |
| 59021011 | Tyre cord fabric of high tenacity yarn of nylon or other polyamides, of chafer fabric, rubberised, of nylon-6 yarn       | -                 | 4         | -                       | 4          |
| 59021019 | Tyre cord fabric or high tenacity yarn of nylon/other polyamides,of chafer fabric,rubberised, other than of nylon-6 yarn | 13 120            | 50 989    | 90 394                  | 665 707    |
| 59021091 | Tyre cord fabric of high tenacity yarn of nylon/other polyamides, other than chafer fabric, rubberised, of nylon-6 yarn  | 992 273           | 5 918 197 | 3 901 028               | 25 728 502 |
| 59021099 | Tyre cord fabric of high tenacity yarn of nylon/other polyamides, o.t chafer fabric, rubberised, o.t of nylon-6 yarn     | -                 | 60 420    | -                       | 231 187    |
| 59022099 | Tyre cord fabric of high tenacity yarn of polyester,other than of chafer fabric, rubberised,other than containing cotton | 884 315           | 6 828 522 | 2 002 455               | 17 383 351 |
| 59029090 | Tyre cord fabric of viscose rayon, of other than chafer fabric, rubberised   | -                 | 4         | -                       | 150        |
| 59031010 | Textile fabrics impregnated, coated, covered/laminated with poly(vinyl chloride), other than heading 59.02, interlining  | 48 414            | 364 121   | 226 419                 | 1 488 578  |
| 59031090 | Textile fabrics impregnated, coated, covered/laminated with poly(vinyl chloride),o.t heading 59.02, o.t interlining      | 30 136            | 486 977   | 134 433                 | 1 953 295  |
| 59032000 | Textile fabrics impregnated, coated, covered or laminated with polyurethane, other than those of heading 59.02           | 163 395           | 1 405 698 | 1 608 200               | 13 810 215 |
| 59039010 | Canvas-type fabrics impregnated, coated, covered or laminated with nylon or other polyamides, o.t those of heading 59.02 | 57                | 407       | 299                     | 32 527     |
| 59039090 | Textile fabrics impregnated, coated, covered/laminated with plastics, o.t heading 59.02, o.t HS 5903.10.10-5903.90.10    | 23 546            | 268 245   | 122 620                 | 1 693 741  |
| 59049000 | Floor coverings consisting of a coating/covering applied on a textile backing,whether/not cut to shape                   | -                 | 0         | -                       | 1          |
| 59050010 | Textile wall coverings of wool or fine or coarse animal hair   | -                 | 302       | -                       | 7 314      |

Tabel 3 : Ekspor Indonesia menurut Komoditi ( Kode HS 8 digit )

|          |  | Oktober 2020      |           |                         |           |
|----------|--|-------------------|-----------|-------------------------|-----------|
| Kode H S | Uraian golongan barang   | Berat bersih (Kg) |           | Nilai F.O.B. ( U S \$ ) |           |
|          |  | Bulan ini         | Kumulatif | Bulan ini               | Kumulatif |
| (1)      | (2)  | (3)               | (4)       | (5)                     | (6)       |
| 59050090 | Textile wall coverings of other than wool or fine or coarse animal hair  | 307               | 3 186     | 9 124                   | 55 796    |
| 59061000 | Rubberised textile fabrics, adhesive tape of a width not exceeding 20 cm, other than those of heading 59.02                | 213 543           | 1 996 777 | 736 352                 | 7 134 671 |
| 59069100 | Rubberised textile fabrics, knitted or crocheted, o.t adhesive tape of a width not exceeding 20 cm and o.t heading 59.02   | -                 | 60        | -                       | 1 207     |
| 59069910 | Rubberised sheeting suitable for hospital use, other than knitted or crocheted, other than those of heading 59.02          | -                 | 1         | -                       | 1         |
| 59069990 | Rubberised textile fabrics, o.t heading 59.02/adhesive tape of a width?20cm/knitted/crocheted/rubber sheeting for hospital | 99 089            | 938 227   | 388 093                 | 3 557 266 |
| 59070030 | Fabrics impregnated, coated or covered with fire resistant substances  | -                 | 490       | -                       | 1 099     |
| 59070040 | Fabrics impregnated, coated or covered with flock velvet, the entire surface of which is covered with textile flock        | 40                | 6 208     | 80                      | 8 782     |
| 59070060 | Fabrics impregnated, coated or covered with other substances   | -                 | 1 777     | -                       | 11 856    |
| 59070090 | Painted canvas being theatrical scenery, studio back-cloths or the like  | 3                 | 376       | 10                      | 1 216     |
| 59080010 | Wicks, incandescent gas mantles  | 751               | 2 392     | 1 004                   | 4 082     |
| 59080090 | Tubular knitted gas mantle fabric therefor, whether or not impregnated   | 22 891            | 28 150    | 78 941                  | 100 913   |
| 59090010 | Textile hosepiping and similar textile tubing, with/without lining, armour/accessories of other materials, fire hoses      | -                 | 48        | -                       | 128       |
| 59090090 | Textile hosepiping & similar textile tubing, with/without lining, armour/accessories of other materials o.t fire hoses     | 1                 | 26        | 1                       | 589       |
| 59100000 | Transm/conveyor belts,of text material,won impregnated,coat,covered/laminate w/plastics,reinforced w/metal/oth material    | 2 798             | 4 769     | 29 694                  | 54 274    |
| 59111000 | Textile fabrics,felt&felt-lined woven fabrics,coat/cover w/ rubber,leather/oth,used for card clothing& technic purpose     | 57                | 8 167     | 2 180                   | 36 013    |
| 59112000 | Bolting cloth, whether or not made up  | 4 774             | 34 909    | 330 581                 | 2 385 615 |
| 59113100 | Textile fabrics&felts,endless/fitted with linking devices,used in paper-making/similar machines,weighing< 650 g/m2         | -                 | 181       | -                       | 35 380    |
| 59114000 | Straining cloth of a kind used in oil presses or the like, including that of human hair                                    | -                 | 2 152     | -                       | 9 654     |
| 59119010 | Textile products and articles, for technical uses, specified in Note 7 to this Chapter, gaskets and seals                  | 1 100             | 1 384     | 15 718                  | 23 830    |
| 59119090 | Textile product&article,for technic use,specified in Note 7 this Chapter,o.t subheading 5911.10-5911.40,o.t gasket&seal    | 91 054            | 781 550   | 943 865                 | 6 851 678 |
| 60011000 | Long pile fabrics, knitted or crocheted  | 37 632            | 461 987   | 298 759                 | 3 976 451 |
| 60012100 | Looped pile fabrics of cotton, knitted or crocheted  | 139 280           | 438 645   | 1 494 603               | 4 578 265 |
| 60012200 | Looped pile fabrics of man made fibres, knitted or crocheted   | 92 868            | 409 276   | 857 045                 | 3 371 738 |
| 60012900 | Looped pile fabrics of other than cotton and man-made fibres, knitted or crocheted   | 481               | 20 905    | 3 489                   | 105 266   |
| 60019220 | Pile fabrics of 100% polyester staple,width?63.5mm but?76.2mm,o.t long&looped pile,use in manufacture of paint rollers     | 9                 | 4 110     | 300                     | 23 428    |
| 60019290 | Pile fabrics, o.t long&looped pile, of man-made fibre, knitted/crocheted, nec in sub heading 6001.92                       | 48 646            | 312 242   | 207 886                 | 1 434 980 |
| 60019919 | Pile fabric o.t long&looped pile,o.t cotton/manmade fibre,unbleach,not mercerise,o.t cont elastomeric yarn/rubber thread   | 23 237            | 23 237    | 90 410                  | 90 410    |
| 60019990 | Pile fabric other than long&looped pile, other than of cotton/manmade fibre,other than unbleached/not mercerised           | 49                | 3 040     | 106                     | 33 836    |
| 60024000 | Knitted/crocheted fabrics width ?30 cm, containing by weight 5 % or more elastomeric yarn but not rubber thread            | -                 | 138       | -                       | 211       |
| 60029000 | Knitted/crocheted fabrics width ? 30 cm, other than containing by weight 5%/more elastomeric yarn but not rubber thread    | 15 778            | 129 171   | 176 116                 | 1 270 253 |
| 60032000 | Knitted or crocheted fabrics of cotton,of a width not exceeding 30 cm, other than those of heading 60.01 or 60.02          | -                 | 23 546    | -                       | 122 996   |
| 60033000 | Knitted/crocheted fabrics of synthetic fibres of a width not exceeding 30 cm,other than those of heading 60.01 or 60.02    | 88                | 1 074     | 459                     | 5 481     |

Tabel 3 : Ekspor Indonesia menurut Komoditi ( Kode HS 8 digit )

| Kode H S | Uraian golongan barang   | Oktober 2020      |           |                         |            |
|----------|--|-------------------|-----------|-------------------------|------------|
|          |  | Berat bersih (Kg) |           | Nilai F.O.B. ( U S \$ ) |            |
|          |  | Bulan ini         | Kumulatif | Bulan ini               | Kumulatif  |
| (1)      | (2)  | (3)               | (4)       | (5)                     | (6)        |
| 60039000 | Knitted or crocheted fabrics of a width not exceeding 30 cm,o.t heading 60.01 or 60.02,o.t subheading 6003.10-6003.40    | -                 | 1 099     | -                       | 45 119     |
| 60041010 | Knitted/crocheted fabric of width>30 cm,contain by weight 5%-20% of elastomeric yarn,not contain rubber thread,o.t 60.01 | 9                 | 36 437    | 63                      | 96 658     |
| 60041090 | Knitted/crocheted fabric of width>30 cm,o.t cont weight 5%-20% of elastomeric yarn,not cont rubber thread,o.t 60.01      | 244 793           | 2 490 284 | 1 679 876               | 15 133 595 |
| 60049000 | Knitted/crocheted fabrics width > 30cm,contain weight 75%of elastomeric yarn,contain rubber thread,o.t heading 60.01     | 115 857           | 681 062   | 1 199 564               | 7 487 200  |
| 60052100 | Warp knit fabrics(include those made on galloon knitt machines),o.t headings 60.01-60.04 of cotton,unbleached/bleached   | 9                 | 11 249    | 27                      | 64 946     |
| 60052200 | Warp knit fabrics (include those made on galloon knitting machines),other than headings 60.01-60.04, of cotton, dyed     | 17 916            | 63 558    | 363 401                 | 1 127 621  |
| 60052300 | Warp knit fabrics(include those made on galloon knit machines),o.t headings 60.01-60.04,of cotton yarns different colour | -                 | 151       | -                       | 1 321      |
| 60052400 | Warp knit fabrics (including galloon knitt machines), other than those of headings 60.01 to 60.04 of cotton, printed     | -                 | 249       | -                       | 1 479      |
| 60053500 | Warp knit fabrics specified in Subheading Note 1 to this Chapter, of synthetic fibres                                    | 941               | 6 093     | 3 049                   | 41 916     |
| 60053610 | Knitted swimwear fabrics of polyester&polybutylene terephthalate, polyester predominates by weight,unbleached/bleached   | -                 | 154       | -                       | 1 686      |
| 60053690 | Warp knit fabric of synthetic fibre (incl made on galloon knit machine),o.t HS 6005.35.00-6005.36.10,unbleached/bleached | 120 667           | 699 579   | 302 631                 | 2 132 943  |
| 60053710 | Knitted swimwear fabrics of polyester and polybutylene terephthalate in which polyester predominates by weight,dyed      | -                 | 86        | -                       | 2 568      |
| 60053790 | Warp knit fabrics of synthetic fibres (include those made on galloon knit machines),o.t HS 6005.35.00-6005.37.10, dyed   | 7 595             | 154 482   | 54 377                  | 893 251    |
| 60053890 | Warp knit fabric of synthetic fibre (incl made on galloon knit machine),of differ color yarn,o.t HS6005.35.00-6005.38.10 | 23 997            | 381 048   | 51 880                  | 880 084    |
| 60053990 | Warp knit fabrics of synthetic fibres (include made on galloon knit machine),o.t HS 6005.35.00-6005.39.10, printed       | -                 | 97        | -                       | 1 285      |
| 60054200 | Warp knit fabrics (include those made on galloon knitt machines),o.t headings 60.01 to 60.04, of artificial fibres, dyed | -                 | 1         | -                       | 13         |
| 60059090 | Warp knit fabrics (incl made on galloon knitt machines),o.t head 60.01-60.04,n.e.c. 60.05, o.t of wool/fine animal hair  | 98 554            | 421 577   | 579 557                 | 2 535 383  |
| 60061000 | Fabrics; knitted or crocheted fabrics, other than those of headings 60.01 to 60.05, of wool or fine animal hair          | -                 | 4 584     | -                       | 31 345     |
| 60062100 | Fabrics; knitted or crocheted fabrics, other than those of headings 60.01 to 60.05, of cotton, unbleached or bleached    | 20 379            | 147 476   | 208 679                 | 1 463 929  |
| 60062200 | Fabrics; knitted or crocheted fabrics, other than those of headings 60.01 to 60.05, of cotton, dyed                      | 280 016           | 4 405 977 | 1 987 626               | 26 131 085 |
| 60062300 | Fabrics; knitted or crocheted fabrics, o.t those of headings 60.01 to 60.05, of cotton, of yarns of different colours    | -                 | 25 876    | -                       | 453 756    |
| 60062400 | Fabrics; knitted or crocheted fabrics, other than those of headings 60.01 to 60.05, of cotton, printed                   | 11 337            | 46 712    | 123 004                 | 496 411    |
| 60063110 | Nylon fibre mesh of a kind used as backing material for mosaic tiles, unbleached or bleached                             | 121               | 2 308     | 1 073                   | 24 354     |
| 60063120 | Knitted or crocheted fabrics, elastic (combined with rubber threads) of synthetic fibres, unbleached or bleached         | 239               | 1 056     | 1 216                   | 5 469      |
| 60063190 | Knitted or crocheted fabrics of synthetic fibres, unbleached or bleached, other than nylon fibres mesh and elactic       | 143 573           | 1 918 765 | 564 529                 | 8 888 633  |
| 60063210 | Nylon fibre mesh of a kind used as backing material for mosaic tiles, dyed   | 96                | 101       | 844                     | 998        |
| 60063220 | Knitted or crocheted fabrics, elastic (combined with rubber threads) of synthetic fibres, dyed                           | -                 | 3 582     | -                       | 8 882      |
| 60063290 | Knitted or crocheted fabrics of synthetic fibres, dyed, other than nylon fibres mesh and elactic                         | 66 811            | 919 555   | 603 631                 | 6 102 466  |
| 60063310 | Knitted or crocheted fabrics, elastic (combined with rubber threads) of synthetic yarns of different colours             | -                 | 1 954     | -                       | 8 892      |

Tabel 3 : Ekspor Indonesia menurut Komoditi ( Kode HS 8 digit )

|          |   | Oktober 2020      |           |                         |            |
|----------|---|-------------------|-----------|-------------------------|------------|
| Kode H S | Uraian golongan barang  | Berat bersih (Kg) |           | Nilai F.O.B. ( U S \$ ) |            |
|          |   | Bulan ini         | Kumulatif | Bulan ini               | Kumulatif  |
| (1)      | (2)   | (3)               | (4)       | (5)                     | (6)        |
| 60063390 | Knitted/crocheted fabrics synthetic yarns of different colours,other than elastic (combined with rubber threads)        | 119 116           | 761 877   | 669 335                 | 4 300 142  |
| 60063410 | Knitted or crocheted fabrics, elastic (combined with rubber threads) of synthetic yarns, printed                        | -                 | 267 758   | -                       | 330 527    |
| 60063490 | Knitted or crocheted fabrics, of synthetic yarn, other than elastic (combined with rubber threads) yarns, printed       | -                 | 35 406    | -                       | 533 687    |
| 60064190 | Knitted/crocheted fabrics other than of elastic(combined with rubber threads) of artificial fibres,unbleached/bleached  | -                 | 4 592     | -                       | 18 805     |
| 60064210 | Knitted or crocheted fabrics, elastic (combined with rubber threads) of artificial fibres, dyed                         | -                 | 24 567    | -                       | 125 712    |
| 60064290 | Knitted or crocheted fabrics of artificial fibres, dyed, other than elastic (combined with rubber threads)              | 6 154             | 34 538    | 53 310                  | 402 246    |
| 60064390 | Knitted/crocheted fabrics of artificial fibres,of yarns different colours, o.t elastic (combined with rubber threads)   | -                 | 11 284    | -                       | 62 537     |
| 60064410 | Knitted or crocheted fabrics of elastic (combined with rubber threads) artificial fibres, printed                       | -                 | 9         | -                       | 165        |
| 60064490 | Knitted or crocheted fabrics of artificial fibres, printed, other than elastic (combined with rubber threads)           | -                 | 0         | -                       | 10         |
| 60069000 | Fabrics; knitted or crocheted fabrics, n.e.c. 60.01 to 60.06  | 112 686           | 1 358 934 | 652 616                 | 6 966 449  |
| 61012000 | Men/boys' over/car-coat,cape,wind-cheater/jacket & similar,knitted/crocheted,oth heading 61.03,of cotton                | 635 239           | 2 194 120 | 7 277 488               | 27 732 371 |
| 61013000 | Men/boys' over/car-coat,cape,wind-cheater/jacket & similar,knitted/crocheted,oth heading 61.03,of man-made fibres       | 71 364            | 827 871   | 1 695 690               | 14 215 333 |
| 61019000 | Men/boys' over/car-coat,cape,wind-cheater/jacket & similar,knitted/crocheted,oth heading 61.03,of oth textile material  | 41 267            | 817 328   | 1 174 339               | 19 637 789 |
| 61021000 | Women/girl over/car-coat,cape,wind-cheater/jacket &similar,knitted/crocheted,oth heading 61.04,of wool/fine animal hair | -                 | 57 616    | -                       | 850 125    |
| 61022000 | Women/girl over/car-coat,cape,wind-cheater/jacket &similar,knitted/crocheted,oth heading 61.04,of cotton                | 351 323           | 2 499 240 | 5 547 723               | 38 654 024 |
| 61023000 | Women/girl over/car-coat,cape,wind-cheater/jacket &similar,knitted/crocheted,oth heading 61.04,of man-made fibres       | 125 295           | 968 032   | 1 817 064               | 18 556 073 |
| 61029000 | Women/girl over/car-coat,cape,wind-cheater/jacket &similar,knitted/crocheted,oth heading 61.04,of oth textile material  | 4 814             | 184 356   | 61 724                  | 5 980 681  |
| 61031000 | Men's/boys' suits, knitted/crocheted  | 550               | 100 852   | 2 288                   | 1 803 279  |
| 61032200 | Men's/boys' ensembles knitted/crocheted, of cotton  | 5 446             | 257 594   | 73 921                  | 5 489 394  |
| 61032300 | Men's/boys' ensembles knitted/crocheted,of synthetic fibres   | 4 159             | 27 622    | 28 675                  | 508 523    |
| 61032900 | Men's/boys' ensembles knitted/crocheted,of other textilematerials   | 9 783             | 268 276   | 457 909                 | 9 182 954  |
| 61033100 | Men's/boys' jackets & blazers,knitted/crocheted, of wool/fine animal hair   | 4                 | 162       | 55                      | 7 340      |
| 61033200 | Men's/boys' jackets & blazers,knitted/crocheted, of cotton  | 61 486            | 1 099 253 | 1 412 412               | 17 145 066 |
| 61033300 | Men's/boys' jackets & blazers,knitted/crocheted,of synteticfibres   | 7 171             | 232 041   | 209 680                 | 5 421 231  |
| 61033910 | Men's/boys' jackets & blazers,knitted/crocheted, of ramie,linen or silk   | -                 | 8 418     | -                       | 34 095     |
| 61033990 | Men's/boys' jacket&blazer,knitted/crocheted,of oth materialpos head 6103.   | 51 661            | 756 164   | 1 138 744               | 14 842 667 |
| 61034100 | Men's/boys' trouser,bib & brace overall,breeche & short,knitted/crocheted,of wool/fine animal hair                      | -                 | 34        | -                       | 2 175      |
| 61034200 | Men's/boys' trouser,bib & brace overall,breeche & short,knitted/crocheted,of cotton                                     | 984 958           | 6 707 989 | 14 965 047              | 98 180 394 |
| 61034300 | Men's/boys' trouser,bib & brace overall,breeche & short,knitted/crocheted,of synthetic fibres                           | 146 410           | 2 105 454 | 3 400 906               | 41 843 165 |
| 61034900 | Men's/boys' trouser,bib & brace overall,breeche & short,knitted/crocheted,of other textile materials                    | 53 513            | 960 121   | 992 440                 | 19 447 314 |
| 61041300 | Women's or girls' suits,knitted or crocheted, of syntheticfibres  | 26 335            | 112 926   | 323 487                 | 1 908 300  |

Tabel 3 : Ekspor Indonesia menurut Komoditi ( Kode HS 8 digit )

|          |   | Oktober 2020      |            |                         |             |
|----------|---|-------------------|------------|-------------------------|-------------|
| Kode H S | Uraian golongan barang  | Berat bersih (Kg) |            | Nilai F.O.B. ( U S \$ ) |             |
|          |   | Bulan ini         | Kumulatif  | Bulan ini               | Kumulatif   |
| (1)      | (2)   | (3)               | (4)        | (5)                     | (6)         |
| 61041920 | Women's or girls' suits, knitted or crocheted, of cotton  | 8 348             | 55 174     | 190 824                 | 903 530     |
| 61041990 | Women's or girls' suits, knitted/crocheted, of other textile materials  | 35 491            | 1 391 766  | 315 871                 | 3 769 712   |
| 61042200 | Women's/girls' ensembles, knitted or crocheted, of cotton   | 756               | 59 854     | 11 837                  | 1 214 038   |
| 61042300 | Women's/girls' ensembles, knitted or crocheted, of synthetic fibres   | 250               | 15 169     | 5 798                   | 412 630     |
| 61042900 | Women's/girls' ensembles, knitted or crocheted, of other textile materials                                    | 621               | 97 349     | 17 819                  | 1 698 457   |
| 61043100 | Women's/girls' jackets & blazers, knitted or crocheted, of wool or fine animal hair                           | 34                | 103        | 132 798                 | 159 111     |
| 61043200 | Women's/girls' jackets & blazers, knitted or crocheted, of cotton   | 45 996            | 545 569    | 1 313 929               | 14 666 980  |
| 61043300 | Women's/girls' jackets & blazers, knitted or crocheted, of synthetic fibres                                   | 26 865            | 386 791    | 849 304                 | 9 445 547   |
| 61043900 | Women's/girls' jackets & blazers, knitted or crocheted, of other textile materials                            | 64 903            | 177 785    | 1 146 104               | 4 082 110   |
| 61044100 | Women's/girls' dresses, knitted or crocheted, of wool or fine animal hair                                     | 18                | 57 841     | 34 876                  | 1 867 621   |
| 61044200 | Women's/girls' dresses, knitted or crocheted, of cotton   | 235 405           | 2 610 284  | 2 806 672               | 38 267 441  |
| 61044300 | Women's/girls' dresses, knitted or crocheted, of synthetic fibres   | 137 256           | 1 792 189  | 2 193 287               | 36 448 404  |
| 61044400 | Women's/girls' dresses, knitted or crocheted, of artificial fibres  | 35 727            | 187 871    | 381 832                 | 3 171 004   |
| 61044900 | Women's/girls' dresses, knitted or crocheted, of other textile materials                                      | 302 072           | 4 313 484  | 2 133 374               | 54 065 185  |
| 61045100 | Women's/girls' skirts & divided skirts, knitted/crocheted, of wool or fine animal hair                        | 17                | 19         | 20 930                  | 21 738      |
| 61045200 | Women's/girls' skirts & divided skirts, knitted/crocheted, of cotton  | 23 150            | 370 428    | 519 099                 | 7 056 564   |
| 61045300 | Women's/girls' skirts & divided skirts, knitted/crocheted, of synthetic fibres                                | 159 105           | 1 044 748  | 1 493 951               | 12 848 940  |
| 61045900 | Women's/girls' skirts & divided skirts, knitted/crocheted, of other textile materials                         | 5 701             | 159 957    | 104 824                 | 2 524 907   |
| 61046100 | Women's/girls' trouser, bib & brace overall, breeches & short, knitted/crocheted, of wool or fine animal hair | 5                 | 1 156      | 8 725                   | 36 802      |
| 61046200 | Women's/girls' trouser, bib & brace overall, breeches & short, knitted/crocheted, of cotton                   | 1 972 122         | 14 284 665 | 30 454 508              | 219 878 194 |
| 61046300 | Women's/girls' trouser, bib & brace overall, breeches & short, knitted/crocheted, of synthetic fibres         | 676 533           | 5 228 803  | 13 452 952              | 114 765 228 |
| 61046900 | Women's/girls' trouser, bib & brace overall, breeches & short, knitted/crocheted, of other textile materials  | 245 587           | 1 776 840  | 4 521 382               | 32 598 577  |
| 61051000 | Men's or boys' shirts, knitted or crocheted, of cotton  | 132 242           | 3 026 228  | 2 065 697               | 48 547 545  |
| 61052010 | Men's or boys' shirts, knitted or crocheted, of synthetic fibres  | 48 149            | 1 187 083  | 1 564 730               | 28 578 468  |
| 61052020 | Men's or boys' shirts, knitted or crocheted, of artificial fibres   | 2 279             | 266 950    | 77 142                  | 7 218 027   |
| 61059000 | Men's or boys' shirts, knitted or crocheted, of other textile materials                                       | 130 280           | 1 047 514  | 1 498 196               | 13 508 419  |
| 61061000 | Women's or girls' blouses, shirts & shirt-blouses, knitted/crocheted, of cotton                               | 194 576           | 3 468 263  | 2 988 724               | 43 029 567  |
| 61062000 | Women's or girls' blouses, shirts & shirt-blouses, knitted/crocheted, of man-made fibres                      | 67 363            | 998 979    | 1 179 646               | 22 491 295  |
| 61069000 | Women's or girls' blouses, shirts & shirt-blouses, knitted/crocheted, of other textile materials              | 42 719            | 723 185    | 886 280                 | 13 706 991  |
| 61071100 | Men's or boys' underpants and briefs, knitted or crocheted, of cotton   | 55 168            | 536 821    | 977 071                 | 10 545 345  |
| 61071200 | Men's or boys' underpants and briefs, knitted or crocheted, of man-made fibres                                | 65 310            | 521 749    | 1 687 971               | 14 329 271  |
| 61071900 | Men's or boys' underpants and briefs, knitted or crocheted, of other textile materials                        | 57 371            | 393 311    | 1 822 171               | 11 088 019  |
| 61072100 | Men's or boys' nightshirts & pyjamas, knitted or crocheted, of cotton   | 5 358             | 113 525    | 77 545                  | 1 752 792   |
| 61072200 | Men's or boys' nightshirts & pyjamas, knitted or crocheted, of man-made fibres                                | -                 | 70 625     | -                       | 367 791     |
| 61072900 | Men's or boys' nightshirts & pyjamas, knitted or crocheted, of other textile materials                        | 48                | 361        | 2 751                   | 10 009      |

Tabel 3 : Ekspor Indonesia menurut Komoditi ( Kode HS 8 digit )

|          |  | Oktober 2020      |            |                         |             |
|----------|--|-------------------|------------|-------------------------|-------------|
| Kode H S | Uraian golongan barang   | Berat bersih (Kg) |            | Nilai F.O.B. ( U S \$ ) |             |
|          |  | Bulan ini         | Kumulatif  | Bulan ini               | Kumulatif   |
| (1)      | (2)  | (3)               | (4)        | (5)                     | (6)         |
| 61079100 | Men's or boys' bathrobes,dressing gowns & similar articles,knitted or crocheted, of cotton                     | 62 358            | 743 968    | 347 548                 | 5 787 936   |
| 61079900 | Men's or boys' bathrobes,dressing gowns & similar articles,knitted or crocheted, of other textile materials    | 1 134             | 10 859     | 35 302                  | 397 194     |
| 61081100 | Women's or girls' slips and petticoats,knitted/crocheted,of man-made fibres                                    | 6 007             | 74 083     | 259 066                 | 1 785 510   |
| 61081920 | Women's or girls' slips and petticoats,knitted/crocheted,of wool or fine animal hair                           | -                 | 2          | -                       | 52          |
| 61081930 | Women's or girls' slips and petticoats,knitted/crocheted,of cotton   | -                 | 11 567     | -                       | 352 498     |
| 61081940 | Women's or girls' slips and petticoats,knitted/crocheted,of silk   | -                 | 1          | -                       | 5           |
| 61081990 | Women's or girls' slips and petticoats,knitted/crocheted,of other textile materials                            | 30 574            | 300 831    | 403 331                 | 4 508 697   |
| 61082100 | Women's or girls' briefs and panties,knitted/crocheted,of cotton   | 57 361            | 402 637    | 1 262 097               | 11 238 778  |
| 61082200 | Women's or girls' briefs and panties,knitted/crocheted,of man-made fibres                                      | 105 085           | 940 885    | 4 935 586               | 43 129 085  |
| 61082900 | Women's or girls' briefs and panties,knitted/crocheted,of other textile materials                              | 44 677            | 740 804    | 1 228 509               | 17 547 417  |
| 61083100 | Women's or girls' nightdresses & pyjamas,knitted/crocheted,of cotton   | 22 417            | 594 707    | 380 092                 | 11 192 511  |
| 61083200 | Women's or girls' nightdresses & pyjamas,knitted/crocheted,of man-made fibres                                  | 71 333            | 795 051    | 1 470 663               | 15 189 131  |
| 61083900 | Women's or girls' nightdresses & pyjamas,knitted/crocheted,of other textile materials                          | 4 827             | 59 939     | 101 761                 | 412 030     |
| 61089100 | Women's/girls' negligees,bathrobe,dressing gown & similararticles,knitted/crocheted,of cotton                  | 20 140            | 337 815    | 240 942                 | 5 053 363   |
| 61089200 | Women's/girls' negligees,bathrobe,dressing gown & similararticles,knitted/crocheted, of man-made fibres        | 124 394           | 644 266    | 1 314 512               | 8 509 421   |
| 61089900 | Women's/girls' negligees,bathrobe,dressing gown & similararticles,knitted/crocheted,of other textile materials | 1 895             | 13 709     | 50 755                  | 390 510     |
| 61091010 | T-shirts,singlets and other vests,knitted or crocheted,ofcotton, for men or boys                               | 831 634           | 9 149 514  | 5 491 142               | 83 750 536  |
| 61091020 | T-shirts,singlets and other vests,knitted or crocheted,ofcotton, for women or girls                            | 408 761           | 4 291 547  | 7 512 543               | 88 184 747  |
| 61099010 | T-shirts,singlets and other vests,knitted or crocheted, formen or boys, of ramie, linen or silk                | 59 788            | 1 023 316  | 976 595                 | 18 823 152  |
| 61099020 | T-shirts,singlets and other vests,knitted or crocheted, formen or boys, of other textile materials             | 411 182           | 4 228 876  | 10 279 504              | 104 700 551 |
| 61099030 | T-shirts,singlets and other vests,knitted or crocheted, forwomen or girls, of other textile materials          | 429 153           | 4 907 758  | 5 736 266               | 79 479 653  |
| 61101100 | Jerseys,pullovers,cardigans,waistcoats & similar articles,knitted or crocheted, of wool                        | 8 886             | 99 424     | 162 236                 | 4 939 543   |
| 61101200 | Jerseys,pullovers,cardigans,waistcoats & similar articles,knitted or crocheted, of Kashmir (cashmere) goats    | 46                | 1 279      | 42 119                  | 75 769      |
| 61101900 | Jerseys,pullovers,cardigans,waistcoats & similar articles,knitted or crocheted, of other fine animal hair      | 26 601            | 218 581    | 1 263 163               | 5 431 325   |
| 61102000 | Jerseys,pullovers,cardigans,waistcoats & similar articles,of cotton  | 3 125 590         | 44 910 339 | 51 135 809              | 445 064 828 |
| 61103000 | Jerseys,pullovers,cardigans,waistcoats & similar articles,of man-made fibres                                   | 1 449 667         | 10 811 224 | 25 898 165              | 197 087 662 |
| 61109000 | Jerseys,pullovers,cardigans,waistcoats & similar articles,of other textile materials                           | 667 386           | 4 391 416  | 13 200 397              | 87 206 929  |
| 61112000 | Babies' garments and clothing accessories, knitted orcrocheted, of cotton                                      | 588 471           | 4 664 558  | 10 432 777              | 85 399 409  |
| 61113000 | Babies' garments and clothing accessories, knitted orcrocheted, of synthetic fibres                            | 59 022            | 622 451    | 1 395 014               | 17 222 015  |
| 61119010 | Babies' garments and clothing accessories, knitted orcrocheted, of wool or fine animal hair                    | 2 619             | 40 160     | 31 175                  | 406 745     |
| 61119090 | Babies' garments and clothing accessories, knitted orcrocheted, of other textile materials                     | 67 136            | 438 347    | 976 738                 | 4 328 089   |

Tabel 3 : Ekspor Indonesia menurut Komoditi ( Kode HS 8 digit )

| Kode H S | Uraian golongan barang   | Oktober 2020      |           |                         |            |
|----------|--|-------------------|-----------|-------------------------|------------|
|          |  | Berat bersih (Kg) |           | Nilai F.O.B. ( U S \$ ) |            |
|          |  | Bulan ini         | Kumulatif | Bulan ini               | Kumulatif  |
| (1)      | (2)  | (3)               | (4)       | (5)                     | (6)        |
| 61121100 | Track suits, knitted or crocheted, of cotton   | 8 042             | 50 958    | 255 876                 | 1 352 360  |
| 61121200 | Track suits, knitted or crocheted, of synthetic fibres   | 88 464            | 348 080   | 1 661 144               | 8 223 841  |
| 61121900 | Track suits, knitted or crocheted, of other textile materials  | 42                | 56 164    | 1 361                   | 1 508 940  |
| 61122000 | Ski suits, knitted or crocheted  | 110               | 1 367     | 9 268                   | 79 987     |
| 61123100 | Men's or boys' swimwear, knitted or crocheted, of synthetic fibres   | 1 841             | 56 357    | 89 278                  | 2 016 635  |
| 61123900 | Men's or boys' swimwear, knitted or crocheted, of other textile materials  | 66 332            | 557 739   | 2 078 880               | 9 548 460  |
| 61124110 | Mastectomy Swimwear (post breast surgery swimwear), of synthetic fibres  | 43 581            | 896 989   | 1 274 470               | 20 571 142 |
| 61124190 | Other women's or girls' swimwear, of synthetic fibres  | 52 372            | 1 240 901 | 1 833 766               | 41 454 262 |
| 61124910 | Mastectomy Swimwear (post breast surgery swimwear), of other textile materials   | 1 378             | 1 485     | 19 126                  | 25 730     |
| 61124990 | Other women's or girls' swimwear, of other textile materials   | 2 317             | 34 288    | 121 196                 | 1 717 883  |
| 61130010 | Divers' suit (wetsuit), made up of knitted/crocheted fabrics of heading 59.03, 59.06 or 59.07  | 32                | 3 340     | 107 014                 | 267 125    |
| 61130040 | Other protective work garments, made up of knitted/crocheted fabrics of heading 59.03, 59.06 or 59.07  | -                 | 650 100   | -                       | 9 967 669  |
| 61130090 | Other garments, made up of knitted or crocheted fabrics of heading 59.03, 59.06 or 59.07   | 8 891             | 31 728    | 115 933                 | 1 042 564  |
| 61142000 | Garments; of cotton, knitted or crocheted, n.e.c. in chapter 61  | 135 737           | 1 070 180 | 1 834 543               | 15 080 877 |
| 61143020 | Garments used for protection from fire of man-made fibres, knitted or crocheted  | 2 856             | 93 069    | 73 880                  | 3 130 454  |
| 61143090 | Other garments, knitted or crocheted, of man-made fibres   | 111 999           | 973 813   | 2 223 519               | 16 852 803 |
| 61149010 | Other garments, knitted or crocheted, of wool or fine animal hair  | -                 | 6         | -                       | 30         |
| 61149090 | Other garments, knitted/crocheted, of other textile materials (excl. wool or fine animal hair)   | 108 034           | 506 494   | 429 994                 | 3 575 875  |
| 61151010 | Stockings for varicose veins, of synthetic fibres, knitted or crocheted  | -                 | 193       | -                       | 967        |
| 61151090 | Other graduated compression hosiery, exc stockings for varicose veins, of synthetic fibres, knitted or crocheted   | 24                | 457       | 362                     | 16 407     |
| 61152100 | Hosiery; panty hose and tights (other than graduated compression hosiery), of synthetic fibres, measuring per single yarn less than 67 decitex, knitted or crocheted | 165               | 7 238     | 9 150                   | 207 139    |
| 61152200 | Hosiery; panty hose and tights (other than graduated compression hosiery), of synthetic fibres, measuring per single yarn 67 decitex or more, knitted or crocheted   | 90                | 22 083    | 5 634                   | 419 417    |
| 61152910 | Other panty hose and tights, knitted/crocheted, of cotton  | 296 171           | 2 434 190 | 3 119 354               | 27 296 190 |
| 61152990 | Other panty hose and tights, knitted/crocheted, of other textile material (excl. cotton)   | 2 431             | 16 910    | 22 866                  | 357 798    |
| 61153010 | Other women full-length/knee-length hosiery, knitted/crocheted, measuring per single yarn < 67 decitex, of cotton  | -                 | 13        | -                       | 50         |
| 61153090 | Other women full-length/knee-length hosiery, knitted/crocheted, measuring per single yarn < 67 decitex, of other textile material                                    | 285               | 1 266     | 1 120                   | 19 817     |
| 61159400 | Footwear without applied soles, knitted/crocheted of wool or fine animal hair  | -                 | 79        | -                       | 1 191      |
| 61159500 | Footwear without applied soles, knitted/crocheted of cotton measure per single yarn >= 67 decitex, of cotton   | 539 174           | 4 661 754 | 4 980 630               | 49 163 600 |
| 61159600 | Footwear without applied soles, knitted/crocheted of synthetic fibres  | 16 136            | 267 683   | 289 778                 | 4 392 208  |
| 61159900 | Footwear without applied soles, knitted/crocheted of other textile materials   | 9 670             | 506 125   | 129 334                 | 7 893 935  |
| 61161010 | Divers' gloves, knitted or crocheted, impregnated, coated or covered with plastics or rubber   | 51 275            | 386 981   | 212 357                 | 1 699 005  |
| 61161090 | Other gloves, mittens and mitts, knitted or crocheted, impregnated, coated or covered with plastics or rubber  | 20 571            | 200 329   | 943 344                 | 8 941 011  |

Tabel 3 : Ekspor Indonesia menurut Komoditi ( Kode HS 8 digit )

| Kode H S | Uraian golongan barang   | Oktober 2020      |           |                         |             |
|----------|--|-------------------|-----------|-------------------------|-------------|
|          |  | Berat bersih (Kg) |           | Nilai F.O.B. ( U S \$ ) |             |
|          |  | Bulan ini         | Kumulatif | Bulan ini               | Kumulatif   |
| (1)      | (2)  | (3)               | (4)       | (5)                     | (6)         |
| 61169100 | Glove,mitten&mitt,knitted/crocheted,not impregnated&coated/covered with plastics or rubber, of wool/fine animal hair         | 33                | 7 027     | 1 456                   | 228 021     |
| 61169200 | Glove,mitten&mitt,knitted/crocheted,not impregnated&coated/covered with plastics or rubber, of cotton                        | 29 869            | 246 881   | 100 016                 | 860 631     |
| 61169300 | Glove,mitten&mitt,knitted/crocheted,not impregnated&coated/covered with plastics or rubber, of synthetic fibres              | 222 428           | 1 697 201 | 3 059 164               | 32 408 080  |
| 61169900 | Glove,mitten&mitt,knitted/crocheted,not impregnated&coated/covered with plastics or rubber, of textile materials             | 561 201           | 7 198 891 | 1 131 770               | 13 370 328  |
| 61171010 | Shawls,scarves,mufflers,mantillas,veils & the like,knitted/crocheted, of cotton  | 744               | 6 339     | 21 033                  | 202 522     |
| 61171090 | Shawls,scarves,mufflers,mantillas,veils & the like,knitted/crocheted, of other textile materials                             | 4 237             | 610 797   | 150 607                 | 14 248 777  |
| 61178011 | Ties,bow ties & cravats, knitted/crocheted,of wool or fine animal hair   | -                 | 50        | -                       | 1 755       |
| 61178019 | Ties,bow ties & cravats, knitted/crocheted,of other textilematerials   | 9 761             | 34 865    | 428 302                 | 2 747 431   |
| 61178020 | Wrist bands, knee bands or ankle bands, knitted/crocheted  | 3                 | 10 123    | 458                     | 68 785      |
| 61178090 | Other made up clothing accessories, knitted or crocheted   | 7 761             | 193 733   | 145 976                 | 2 927 538   |
| 61179000 | Parts of garments or of clothing accessories,knitted or crocheted  | 17                | 7 293     | 8 052                   | 69 881      |
| 62011100 | Men/boys' overcoat,raincoat,car-coat,cape,cloak & similararticles,oth those of heading 62.03,of wool/fine animal hair        | 3 017             | 90 201    | 244 799                 | 4 755 425   |
| 62011200 | Men/boys' overcoat,raincoat,car-coat,cape,cloak & similararticles,oth those of heading 62.03, of cotton                      | 15 587            | 165 953   | 243 039                 | 4 738 840   |
| 62011300 | Men/boys' overcoat,raincoat,car-coat,cape,cloak & similararticles,oth those of heading 62.03, of man-made fibres             | 220 633           | 2 136 156 | 6 917 420               | 78 222 551  |
| 62011910 | Men/boys' overcoat,raincoat,car-coat,cape,cloak & similararticles,oth those of heading 62.03, of silk                        | 7 669             | 43 671    | 324 255                 | 2 075 326   |
| 62011920 | Men/boys' overcoat,raincoat,car-coat,cape,cloak & similararticles,oth those of heading 62.03, of ramie                       | 9 654             | 122 083   | 521 726                 | 4 929 584   |
| 62011990 | Men/boys' overcoat,raincoat,car-coat,cape,cloak & similararticles,oth those of heading 62.03,of oth textile material         | 203 733           | 2 732 716 | 8 648 467               | 105 832 551 |
| 62019100 | Men/boys' anorak (incl ski-jacket),wind-cheater,wind-jacket& similar articles,oth head 62.03, of wool/fine hair animal       | 43                | 2 664     | 51                      | 177 438     |
| 62019200 | Men/boys' anorak (incl ski-jacket),wind-cheater,wind-jacket& similar articles,oth head 62.03, of cotton                      | 164 466           | 2 201 901 | 1 446 644               | 20 417 705  |
| 62019300 | Men/boys' anorak (incl ski-jacket),wind-cheater,wind-jacket& similar articles,oth head 62.03, of man-made fibres             | 440 499           | 4 291 708 | 12 154 507              | 134 472 444 |
| 62019910 | Men/boys' anorak (incl ski-jacket),wind-cheater,wind-jacket& similar articles,oth head 62.03, of silk                        | -                 | 23        | -                       | 777         |
| 62019990 | Men/boys' anorak (incl ski-jacket),wind-cheater,wind-jacket& similar articles,oth head 62.03,of other textile material       | 24 837            | 442 319   | 977 150                 | 17 302 668  |
| 62021100 | Women/girls' overcoat, raincoat, car-coat, cape, cloak&similararticles, oth those of heading 62.04, of wool/fine animal hair | 1 469             | 35 145    | 58 652                  | 2 556 657   |
| 62021200 | Women/girls' overcoat, raincoat, car-coat, cape, cloak&similararticles, oth those of heading 62.04, of cotton                | 12 080            | 96 453    | 66 159                  | 1 435 579   |
| 62021300 | Women/girls' overcoat, raincoat, car-coat, cape, cloak&similararticles, oth those of heading 62.04, of man-made fibres       | 115 007           | 1 083 411 | 3 702 958               | 37 607 510  |
| 62021910 | Women/girls' overcoat, raincoat, car-coat, cape, cloak&similararticles, oth those of heading 62.04, of silk                  | -                 | 38        | -                       | 37 799      |
| 62021920 | Women/girls' overcoat, raincoat, car-coat, cape, cloak&similararticles, oth those of heading 62.04, of ramie                 | -                 | 3         | -                       | 1           |



Tabel 3 : Ekspor Indonesia menurut Komoditi ( Kode HS 8 digit )

|          |   | Oktober 2020      |           |                         |             |
|----------|---|-------------------|-----------|-------------------------|-------------|
| Kode H S | Uraian golongan barang  | Berat bersih (Kg) |           | Nilai F.O.B. ( U S \$ ) |             |
|          |   | Bulan ini         | Kumulatif | Bulan ini               | Kumulatif   |
| (1)      | (2)   | (3)               | (4)       | (5)                     | (6)         |
| 62021990 | Women/girls' overcoat, raincoat, car-coat, cape, cloak&similararticles, oth those of heading 62.04, of oth textile material | 51 820            | 362 458   | 1 101 964               | 10 148 513  |
| 62029100 | Women/girls' anorak (incl ski-jacket),wind-cheater&jacket,& similar article,oth head 62.04,of wool/fine hair animals        | -                 | 28        | -                       | 1 750       |
| 62029200 | Women/girls' anorak (incl ski-jacket),wind-cheater&jacket,& similar articles,oth head 62.04, of cotton                      | 4 432             | 99 032    | 58 025                  | 2 226 223   |
| 62029300 | Women/girls' anorak (incl ski-jacket),wind-cheater&jacket,& similar articles,oth head 62.04, of man-made fibres             | 265 369           | 3 728 756 | 5 541 741               | 85 435 551  |
| 62029990 | Women/girls' anorak (incl ski-jacket),wind-cheater&jacket,& similar articles,oth head 62.04,of other textile material       | 5 034             | 134 350   | 206 867                 | 5 265 134   |
| 62031100 | Men's or boys' suits, of wool or fine animal hair   | 70 704            | 643 384   | 1 421 991               | 12 396 993  |
| 62031200 | Men's or boys' suits, of synthetic fibres   | 22 906            | 546 377   | 482 091                 | 8 829 977   |
| 62031911 | Men's or boys' suits, of cotton, printed by traditional batik process   | 1 674             | 19 208    | 31 061                  | 362 180     |
| 62031919 | Men's or boys' suits,of cotton, not printed by traditional batik process  | 21 826            | 120 095   | 303 641                 | 2 022 915   |
| 62031921 | Men's or boys' suits, of silk, printed by traditional batik process   | -                 | 1 637     | -                       | 45 720      |
| 62031929 | Men's or boys' suits,of silk, not printed by traditional batik process  | 3                 | 5 537     | 28                      | 7 202       |
| 62031990 | Men's or boys' suits,of other textile material (exc. cotton& silk)  | 242 121           | 2 245 917 | 5 239 350               | 48 688 124  |
| 62032290 | Men's or boys' ensemble, of cotton, not printed by traditional batik process  | 541               | 8 533     | 27 177                  | 205 250     |
| 62032300 | Men's or boys' ensemble, of synthetic fibres  | -                 | 4         | -                       | 12          |
| 62032990 | Men's or boys' ensemble, of other textile materials exc. wool or fine animal hair   | 149               | 8 654     | 11 556                  | 335 029     |
| 62033100 | Men's or boys' jackets & blazers, of wool/fine animal hair  | 2 666             | 146 624   | 132 022                 | 6 338 363   |
| 62033210 | Men's or boys' jackets & blazers, of cotton, printed by traditional batik process   | -                 | 423       | -                       | 6 666       |
| 62033290 | Men's or boys' jackets & blazers, of cotton,not printed by traditional batik process  | 37 468            | 729 618   | 714 055                 | 18 712 182  |
| 62033300 | Men's or boys' jackets & blazers, of synthetic fibres   | 95 069            | 1 342 555 | 1 244 885               | 23 983 782  |
| 62033900 | Men's or boys' jackets & blazers,of other textile materialsexc.wool/fine animal hair,cotton&synthetic fibres                | 162 218           | 1 438 058 | 6 951 009               | 58 450 308  |
| 62034100 | Men's or boys' trouser,bib & brace overall,breeche & short(oth swimwear) of wool/fine animal hair                           | 2 515             | 78 056    | 107 305                 | 3 368 013   |
| 62034210 | Men's or boys' bibs & brace overalls, of cotton   | 9                 | 28 938    | 1 477                   | 1 274 613   |
| 62034290 | Men's or boys' trousers, breeches & shorts (oth swimwear),of cotton   | 802 610           | 9 509 534 | 13 498 533              | 170 491 390 |
| 62034300 | Men's or boys' trouser,bib & brace overall,breeche & shorts(oth swimwear), of synthetic fibres                              | 412 986           | 5 715 101 | 11 218 815              | 138 448 149 |
| 62034910 | Men's or boys' trouser,bib & brace overall,breeche & shorts(oth swimwear), of silk  | 7 038             | 260 296   | 358 298                 | 10 440 852  |
| 62034990 | Men's or boys' trouser,bib & brace overall,breeche & shorts(oth swimwear) of other textile materials except silk            | 931 635           | 5 777 171 | 2 280 955               | 25 130 723  |
| 62041100 | Women's or girls' suits, of wool or fine animal hair  | -                 | 1 224     | -                       | 46 360      |
| 62041210 | Women's or girls' suits, of cotton, printed by traditional batik process  | 1                 | 3 332     | 16                      | 55 237      |
| 62041290 | Women's or girls' suits, of cotton, not printed bytraditional batik process   | 7 596             | 285 612   | 173 522                 | 5 698 182   |
| 62041300 | Women's or girls' suits, of synthetic fibres  | 9 269             | 238 416   | 208 779                 | 5 040 014   |
| 62041911 | Women's or girls' suits, of silk, printed by traditional batik process  | -                 | 3         | -                       | 35          |
| 62041919 | Women's or girls' suits, of silk,not printed by traditional batik process   | 1 522             | 130 204   | 50 644                  | 3 021 791   |
| 62041990 | Women's or girls' suits, of other textile materials exceptsilk  | 16 831            | 398 273   | 391 986                 | 9 105 229   |
| 62042100 | Women's or girls' ensembles, of wool or fine animal hair  | -                 | 967       | -                       | 79 312      |
| 62042210 | Women's or girls' ensembles, of cotton, printed by traditional batik process  | -                 | 12        | -                       | 2           |
| 62042290 | Women's or girls' ensembles,of cottons, not printed by traditional batik process  | 0                 | 2 176     | 5                       | 42 841      |
| 62042300 | Women's or girls' ensembles, of synthetic fibres  | 8                 | 18 928    | 708                     | 608 485     |

Tabel 3 : Ekspor Indonesia menurut Komoditi ( Kode HS 8 digit )

|          |  | Oktober 2020      |           |                         |             |
|----------|--|-------------------|-----------|-------------------------|-------------|
| Kode H S | Uraian golongan barang   | Berat bersih (Kg) |           | Nilai F.O.B. ( U S \$ ) |             |
|          |  | Bulan ini         | Kumulatif | Bulan ini               | Kumulatif   |
| (1)      | (2)  | (3)               | (4)       | (5)                     | (6)         |
| 62042910 | Women's or girls' ensembles, of silk   | -                 | 25        | -                       | 141         |
| 62042990 | Women's or girls' ensembles, of other textile material sexcept silk  | 3 596             | 30 446    | 113 479                 | 1 363 352   |
| 62043100 | Women's or girls' jackets and blazers,of wool/fine animal hair   | 9 313             | 92 811    | 608 286                 | 4 918 253   |
| 62043210 | Women's or girls' jackets and blazers,of cotton, printed by traditional batik process                                  | 13                | 58        | 161                     | 1 534       |
| 62043290 | Women's or girls' jackets and blazers,of cotton,not printed by traditional batik process                               | 54 028            | 487 341   | 1 182 008               | 14 200 937  |
| 62043300 | Women's or girls' jackets and blazers,of synthetic fibres  | 53 525            | 1 245 092 | 1 267 969               | 18 025 881  |
| 62043919 | Women's or girls' jackets and blazers,of silk,not printed by traditional batik process                                 | 2 632             | 4 960     | 59 840                  | 88 543      |
| 62043990 | Women's or girls' jackets and blazers,of other textile materials except silk   | 2 415             | 135 545   | 52 514                  | 5 065 457   |
| 62044100 | Women's or girls' dresses, of wool or fine animal hair   | 2 471             | 14 028    | 51 919                  | 226 977     |
| 62044210 | Women's or girls' dresses, of cotton,printed by traditional batik process  | 7 869             | 23 541    | 68 671                  | 392 771     |
| 62044290 | Women's or girls' dresses, of cotton, not printed by traditional batik process   | 289 560           | 2 306 354 | 4 135 371               | 49 046 324  |
| 62044300 | Women's or girls' dresses, of synthetic fibres   | 141 031           | 3 834 570 | 4 488 940               | 114 710 844 |
| 62044400 | Women's or girls' dresses, of artifisial fibres  | 161 510           | 6 495 637 | 4 243 053               | 69 916 318  |
| 62044910 | Women's or girls' dresses,of other textile material,printed by traditional batik process                               | 830               | 18 520    | 55 118                  | 1 074 702   |
| 62044990 | Women's or girls' dresses, of other textile material, notprinted by traditional batik process                          | 101 243           | 1 359 370 | 2 296 728               | 29 495 205  |
| 62045100 | Women's or girls' skirts and divided skirts,of wool or fineanimal hair   | 2 110             | 26 064    | 146 543                 | 1 420 044   |
| 62045210 | Women's or girls' skirts and divided skirts, of cotton,printed by traditional batik process                            | 96                | 320       | 2 953                   | 12 358      |
| 62045290 | Women's or girls' skirts and divided skirts, of cotton, notprinted by traditional batik process                        | 33 586            | 596 591   | 683 432                 | 16 384 367  |
| 62045300 | Women's or girls' skirts and divided skirts,of syntheticfibres   | 35 923            | 735 266   | 935 021                 | 18 402 993  |
| 62045910 | Women's or girls' skirts and divided skirts,of oth textilematerials, printed by traditional batik process              | 50                | 7 011     | 3 231                   | 281 302     |
| 62045990 | Women's or girls' skirts and divided skirts,of oth textilematerials,not printed by traditional batik process           | 51 021            | 1 059 881 | 912 458                 | 17 041 034  |
| 62046100 | Women's/girls' trouser,bib & brace overall,breeche & short,(oth swimwear), of wool or fine animal hair                 | 4 000             | 37 555    | 201 342                 | 1 681 791   |
| 62046200 | Women's/girls' trouser,bib & brace overall,breeche & short,(oth swimwear), of cotton                                   | 640 722           | 8 439 477 | 10 251 673              | 148 405 974 |
| 62046300 | Women's/girls' trouser,bib & brace overall,breeche & short,(oth swimwear), of synthetic fibres                         | 282 259           | 4 486 096 | 5 596 336               | 99 440 520  |
| 62046900 | Women's/girls' trouser,bib & brace overall,breeche & short,(oth swimwear), of other textile materials                  | 634 818           | 6 562 678 | 11 030 894              | 118 201 488 |
| 62052010 | Men's or boys' shirts, of cotton, printed by traditional batik process   | 1 790             | 20 230    | 31 983                  | 754 792     |
| 62052020 | Men's or boys' shirts, of cotton, barong tagalog   | 586               | 5 353     | 22 855                  | 244 343     |
| 62052090 | Men's or boys' shirts,of cotton,not printed by traditional batik process or barong tagalog                             | 388 532           | 6 450 375 | 9 255 879               | 166 340 845 |
| 62053010 | Men's or boys' shirts, of man-made fibres, barong tagalog  | 10 904            | 131 366   | 185 258                 | 2 519 067   |
| 62053090 | Men's or boys' shirts, of man-made fibres,other than barong tagalog  | 325 560           | 3 270 418 | 4 173 333               | 67 902 109  |
| 62059010 | Men's or boys' shirts, of wool or fine animal hair   | 453               | 9 042     | 11 157                  | 244 700     |
| 62059091 | Men's/boys' shirts,of oth textile materials exc wool/fineanimal hair, printed by traditional batik process             | 8 567             | 69 884    | 333 264                 | 2 842 915   |
| 62059092 | Men's/boys' shirts,of oth textile materials exc wool/fineanimal hair,barong tagalog                                    | -                 | 19        | -                       | 354         |
| 62059099 | Men/boy shirt,of oth textile material exc wool/fine animalhair,not printed by traditional batik process/barong tagalog | 96 356            | 741 513   | 2 093 809               | 17 952 803  |
| 62061010 | Women's or girls' blouses,shirts and shirt-blouses,of silk/silk waste, printed by traditional batik process            | 59                | 9 422     | 320                     | 184 850     |

Tabel 3 : Ekspor Indonesia menurut Komoditi ( Kode HS 8 digit )

|          |   | Oktober 2020      |           |                         |             |
|----------|---|-------------------|-----------|-------------------------|-------------|
| Kode H S | Uraian golongan barang  | Berat bersih (Kg) |           | Nilai F.O.B. ( U S \$ ) |             |
|          |   | Bulan ini         | Kumulatif | Bulan ini               | Kumulatif   |
| (1)      | (2)   | (3)               | (4)       | (5)                     | (6)         |
| 62061090 | Women's or girls' blouses,shirts and shirt-blouses,of silk/silk waste,not printed by traditional batik process          | 65 410            | 172 167   | 1 317 525               | 5 282 344   |
| 62062000 | Women's or girls' blouses,shirts and shirt-blouses,of wool or fine animal hair  | 54                | 4 557     | 2 457                   | 187 066     |
| 62063010 | Women's or girls' blouses,shirts & shirt-blouses,of cotton,printed by traditional batik process                         | 2 567             | 89 090    | 69 742                  | 2 421 779   |
| 62063090 | Women's or girls' blouses,shirts & shirt-blouses,of cotton,not printed by traditional batik process                     | 150 911           | 1 758 989 | 4 630 629               | 55 140 982  |
| 62064000 | Women's or girls' blouses,shirts & shirt-blouses,of man-made fibres   | 618 008           | 9 321 944 | 18 184 403              | 270 739 311 |
| 62069000 | Women's or girls' blouses,shirts & shirt-blouses,of other textile materials   | 67 325            | 1 297 188 | 1 597 109               | 37 890 868  |
| 62071100 | Men's or boys' underpants and briefs, of cotton   | 45 708            | 520 583   | 983 123                 | 10 300 823  |
| 62071900 | Men's or boys' underpants and briefs, of other textile materials  | 220               | 21 379    | 2 040                   | 312 035     |
| 62072110 | Men's or boys' nightshirts and pyjamas, of cotton, printed by traditional batik process                                 | -                 | 200       | -                       | 1 466       |
| 62072190 | Men's or boys' nightshirts and pyjamas, of cotton, not printed by traditional batik process                             | 17 567            | 120 361   | 208 182                 | 2 613 315   |
| 62072200 | Men's or boys' nightshirts and pyjamas, of man-made fibres  | -                 | 12 340    | -                       | 165 414     |
| 62072990 | Men's or boys' nightshirt & pyjamas, of other textile materials exc silk/cotton/man-made fibres                         | 42                | 4 515     | 65                      | 88 213      |
| 62079100 | Men's or boys' singlet & oth vest,bathrobe,dressing gown & similar articles, of cotton                                  | 8 540             | 74 876    | 170 555                 | 1 707 285   |
| 62079910 | Men's or boys' singlet & oth vest,bathrobe,dressing gown & similar articles, of man-made fibres                         | 2 855             | 98 317    | 136 254                 | 2 017 261   |
| 62079990 | Men/boy singlet&oth vest,bathrobe,dressing gown&similar,of oth textile materials exc cotton/silk/man-made fibres        | 53 332            | 821 534   | 302 031                 | 4 296 948   |
| 62081100 | Women's or girls' slips and petticoats, of man-made fibres  | 10 415            | 301 697   | 123 403                 | 6 197 679   |
| 62081900 | Women's or girls' slips and petticoats, of other textile materials  | 25 109            | 446 652   | 222 894                 | 4 626 279   |
| 62082110 | Women's or girls' nightdresses & pyjamas,of cotton,printed by traditional batik process                                 | -                 | 473       | -                       | 12 489      |
| 62082190 | Women's or girls' nightdresses & pyjamas,of cotton, not printed by traditional batik process                            | 27 060            | 324 980   | 785 547                 | 9 174 574   |
| 62082200 | Women's or girls' nightdresses and pyjamas,of man-made fibres   | 50 292            | 470 024   | 1 931 965               | 18 032 201  |
| 62082990 | Women's or girls' nightdresses and pyjamas,of other textile materials,not printed by traditional batik process          | 54 348            | 251 649   | 394 368                 | 1 973 749   |
| 62089110 | Women/girl singlet&oth vest,brief,panty,negligee,bathrobe,&similar,of cotton,printed by traditional batik process       | -                 | 63        | -                       | 5 518       |
| 62089190 | Women/girl singlet&oth vest,brief,panty,negligee,bathrobe,&similar,of cotton,not printed by traditional batik process   | 1 066             | 72 419    | 23 787                  | 1 394 326   |
| 62089210 | Women/girl singlet&oth vest,brief,panty,negligee,bathrobe,&similar,of man-made fibres,printed by traditional batik      | 1                 | 617       | 15                      | 34 999      |
| 62089290 | Women/girl singlet&oth vest,brief,panty,negligee,bathrobe,&similar,of man-made fibres,not printed by traditional batik  | 11 370            | 175 363   | 263 053                 | 3 816 144   |
| 62089910 | Women/girl singlet&oth vest,brief,panty,negligee,bathrobe,&similar,of wool/fine animal hair                             | -                 | 613       | -                       | 14 911      |
| 62089990 | Women/girl singlet&oth vest,brief,panty,negligee,bathrobe,&similar,of other textile materials exc wool/fine animal hair | 191               | 25 167    | 2 308                   | 497 742     |
| 62092030 | Babies's t-shirts, shirts, pyjamas and similar articles, of cotton  | 86 362            | 869 137   | 294 267                 | 5 196 993   |
| 62092040 | Babies's suits, pants and similar articles, of cotton   | 88 146            | 529 408   | 202 359                 | 5 497 895   |
| 62092090 | Other babies's garment & clothing accessories (exc t-shirt,shirt,pyjama,suit,pant&similar articles),of cotton           | 46 874            | 899 527   | 708 858                 | 19 958 148  |
| 62093010 | Babies's suits, pants and similar articles, of synthetic fibres   | 11 770            | 291 786   | 54 031                  | 5 512 688   |
| 62093030 | Babies's t-shirts, shirts, pyjamas and similar articles, of synthetic fibres  | 14 194            | 108 652   | 343 652                 | 2 510 136   |

Tabel 3 : Ekspor Indonesia menurut Komoditi ( Kode HS 8 digit )

|          |   | Oktober 2020      |           |                         |            |
|----------|---|-------------------|-----------|-------------------------|------------|
| Kode H S | Uraian golongan barang  | Berat bersih (Kg) |           | Nilai F.O.B. ( U S \$ ) |            |
|          |   | Bulan ini         | Kumulatif | Bulan ini               | Kumulatif  |
| (1)      | (2)   | (3)               | (4)       | (5)                     | (6)        |
| 62093040 | Babies's clothing accessories of synthetic fibres   | 1 018             | 7 425     | 4 050                   | 99 089     |
| 62093090 | Other babies's garment & clothing accessories (exc t-shirt,shirt,pyjama,suit,pant&similar articles),of synthetic fibres | 4 014             | 47 220    | 86 677                  | 962 532    |
| 62099000 | Babies' garments and clothing accessories, of other textile materials   | 970               | 206 636   | 27 121                  | 4 256 566  |
| 62101011 | Garments used for protection from chemical substances, radiation or fire, of fabrics of heading 56.02 or 56.03          | 1                 | 173 252   | 20                      | 986 833    |
| 62101019 | Other protective work garment (exc used for protection from chemical substance,radiation/fire),of fabric head 5602/5603 | 33 879            | 270 698   | 280 982                 | 2 189 140  |
| 62101090 | Garments of fabrics of heading 56.02 or 56.03, other than protective work garments                                      | 87 676            | 810 947   | 636 594                 | 7 462 492  |
| 62102030 | Garment use for protect from chemical substance/radiationof the type described in subheadings 6201.11 to 6201.19        | -                 | 2 444     | -                       | 123 989    |
| 62102040 | Oth protective work garment,not used for protect from firechemical/radiation,of the type described in 6201.11-6201.19   | 1                 | 15 663    | 36                      | 265 352    |
| 62102090 | Other garments,of the type described in subheadings 6201.11to 6201.19, exc protective work garments                     | 1                 | 393 673   | 8                       | 2 278 909  |
| 62103030 | Garment use for protect from chemical substance/radiationof the type described in subheadings 6202.11 to 6202.19        | -                 | 10        | -                       | 375        |
| 62103040 | Oth protective work garment,not used for protect from firechemical/radiation,of the type described in 6202.11-6202.19   | -                 | 151       | -                       | 377        |
| 62103090 | Other garments,of the type described in subheadings 6202.11to 6202.19, exc protective work garments                     | 8                 | 17 111    | 41                      | 1 168 165  |
| 62104010 | Men's or boys' garments, used for protection from fire  | -                 | 21 651    | -                       | 983 856    |
| 62104020 | Men's or boys' garments, used for protection from chemicalsubstances or radiation                                       | -                 | 4 185     | -                       | 95 646     |
| 62104090 | Other men's or boys' protective work garments (exc used forprotection from fire/chemical substances/radiation)          | 44 893            | 267 366   | 1 781 095               | 11 502 155 |
| 62105010 | Women's or girls' garments, used for protection from fire   | 45 000            | 455 888   | 306 868                 | 3 620 771  |
| 62105090 | Other women's or girls' protective work garments (exc usedfor protection from fire/chemical substances/radiation)       | 305 129           | 3 801 437 | 5 549 190               | 83 484 486 |
| 62111100 | Men's or boys' swimwear   | 23 266            | 178 375   | 777 171                 | 6 682 704  |
| 62111200 | Women's or girls' swimwear  | 36 352            | 286 996   | 1 784 253               | 14 773 219 |
| 62112000 | Ski suits   | 687               | 17 321    | 2 120                   | 1 112 989  |
| 62113210 | Garments for fencing or wrestling,of cotton,men's or boy's  | -                 | 622       | -                       | 5 074      |
| 62113220 | Pilgrimage robes (Ehram), of cotton, men's or boys'   | -                 | 75        | -                       | 619        |
| 62113290 | Other garments exc for fencing/wrestling/pilgrimage robes(ehram), men's or boy's  | 49 777            | 343 334   | 556 918                 | 4 062 267  |
| 62113310 | Garments for fencing or wrestling,of man-made fibres,men'sor boy's  | 55 040            | 466 436   | 584 400                 | 7 304 040  |
| 62113320 | Garments used for protection from fire, of man-made fibres,men's or boy's   | 317               | 320       | 13 417                  | 13 493     |
| 62113330 | Garments used for protection from chemical substances orradiation, of man-made fibres, men's or boy's                   | 2                 | 115       | 7                       | 204        |
| 62113390 | Other garments,of man-made fibres,men's/boys',exc use forprotec from fire/chemical/radiation/for fencing/wrestling      | 136 678           | 2 071 708 | 1 325 252               | 29 700 136 |
| 62113930 | Garments used for protection from chemical substances orradiation,of other textile materials, men's or boy's            | -                 | 1 043     | -                       | 18 639     |
| 62113990 | Oth garment,of oth textile material,men's/boys',exc use forprotec from fire/chemical/radiation/for fencing/wrestling    | 25 280            | 909 842   | 382 120                 | 7 970 562  |
| 62114210 | Garments for fencing or wrestling,of cotton,women's/girl's  | 15                | 16 395    | 173                     | 348 474    |
| 62114220 | Prayer cloaks, of cotton, women's or girl's   | 2 930             | 33 519    | 149 685                 | 1 383 196  |
| 62114290 | Other garments exc for fencing/wrestling/prayer cloaks, ofcotton, women's or girl's                                     | 24 104            | 156 609   | 479 327                 | 3 756 758  |
| 62114310 | Surgical gowns, of man-made fibres, women's or girl's   | 202 075           | 1 507 592 | 2 046 925               | 15 942 011 |
| 62114320 | Prayer cloaks, of man-made fibres, women's or girl's  | 9 392             | 79 156    | 38 561                  | 364 376    |
| 62114330 | Anti-explosive protective suits, of man-made fibres,women'sor girl's  | -                 | 370       | -                       | 18 671     |

Tabel 3 : Ekspor Indonesia menurut Komoditi ( Kode HS 8 digit )

| Kode H S | Uraian golongan barang  | Berat bersih (Kg) |           | Nilai F.O.B. ( U S \$ ) |             |
|----------|---|-------------------|-----------|-------------------------|-------------|
|          |   | Bulan ini         | Kumulatif | Bulan ini               | Kumulatif   |
|          |   | (3)               | (4)       | (5)                     | (6)         |
| 62114340 | Garments for fencing/wrestling,of man-made fibres,women's or girl's   | -                 | 2 148     | -                       | 32 615      |
| 62114350 | Garments used for protection from chemical substances,radiation or fire, of man-made fibres, women's or girls'        | -                 | 451       | -                       | 5 625       |
| 62114360 | Flyers' coveralls, of man-made fibres, women's or girl's  | -                 | 180       | -                       | 13 879      |
| 62114390 | Other garments, women's or girls', of man-made fibres   | 70 566            | 1 405 944 | 2 049 315               | 39 154 475  |
| 62114910 | Garments for fencing or wrestling,of oth textile materials,women's or girl's  | 834               | 10 172    | 1 869                   | 325 599     |
| 62114920 | Garments for used for protection from chemical substance,radiation or fire,of oth textile materials,women's or girls' | -                 | 308       | -                       | 15 938      |
| 62114939 | Prayer cloaks,except of wool or fine animal hair,women's or girl's  | 26                | 1 360     | 992                     | 27 402      |
| 62114990 | Other garments,except of wool or fine animal hair,women's or girl's   | 39 133            | 253 515   | 688 265                 | 4 707 931   |
| 62121011 | Mastectomy bra (post breast surgery bra),of cotton, whether or not knitted or crocheted                               | 18                | 2 514     | 53                      | 102 351     |
| 62121019 | Other brassieres exc mastectomy bra,of cotton, whether or not knitted or crocheted                                    | 130 943           | 1 678 012 | 5 333 178               | 65 003 805  |
| 62121091 | Mastectomy bra (post breast surgery bra),of other textile,materials, whether or not knitted or crocheted              | 136 513           | 1 078 556 | 5 684 847               | 45 397 508  |
| 62121099 | Oth brassieres exc mastectomy bra,of oth textile materials,whether or not knitted or crocheted                        | 304 142           | 2 761 065 | 11 775 768              | 112 727 579 |
| 62122010 | Girdles and panty-girdles,of cotton,whether or not knitted or crocheted   | 3 183             | 4 228     | 240 321                 | 243 709     |
| 62122090 | Girdles and panty-girdles,of other textile material,whether or not knitted or crocheted                               | 1 728             | 18 477    | 91 062                  | 848 803     |
| 62123010 | Corselettes,of cotton,whether or not knitted or crocheted   | 9 147             | 13 251    | 410 560                 | 618 093     |
| 62123090 | Corselettes,of other textile materials,whether or not knitted or crocheted  | 3 051             | 141 203   | 77 522                  | 2 870 846   |
| 62129012 | Athletic supporters, of cotton, whether or not knitted or crocheted   | -                 | 351       | -                       | 4 024       |
| 62129019 | Braces,suspenders,garters & similar & parts,whether or not knitted or crocheted,of cotton                             | 147               | 35 046    | 3 282                   | 1 756 036   |
| 62129091 | Compression garment,use for treatment of scar tissue&skingraft,of oth textile material,whether/not knitted/crocheted  | -                 | 3 620     | -                       | 118 396     |
| 62129092 | Athletic supporter,of other textile material,whether or not knitted or crocheted                                      | -                 | 7 809     | -                       | 172 277     |
| 62129099 | Braces,suspenders,garters & similar & parts,whether or not knitted or crocheted,of other textile materials            | 8 093             | 119 800   | 258 691                 | 4 219 095   |
| 62132090 | Handkerchiefs, of cotton, not printed by the traditional batik process  | 9                 | 102       | 131                     | 1 948       |
| 62139019 | Handkerchiefs, of silk or silk waste, not printed by the traditional batik process                                    | 0                 | 197       | 30                      | 931         |
| 62139099 | Handkerchiefs,of oth textile materials exc cotton/silk/silkwaste,not printed by the traditional batik process         | 69                | 445       | 2 419                   | 80 628      |
| 62141010 | Shawl,scarve,muffler,mantilla,veil & the like,of silk/silkwaste,printed by the traditional batik process              | 184               | 5 660     | 1 802                   | 83 333      |
| 62141090 | Shawl,scarve,muffler,mantilla,veil & the like,of silk/silkwaste,not printed by the traditional batik process          | 433               | 4 003     | 1 927                   | 66 069      |
| 62142000 | Shawls,scarves,mufflers,mantillas,veils & the like,of wool or fine animal hair  | 9                 | 118       | 8 857                   | 63 722      |
| 62143010 | Shawl,scarve,muffler,mantilla,veil & the like,of synthetic fibres, printed by the traditional batik process           | 3 170             | 6 127     | 5 142                   | 9 353       |
| 62143090 | Shawl,scarve,muffler,mantilla,veil & the like,of synthetic fibres, not printed by the traditional batik process       | 178               | 9 156     | 1 824                   | 206 838     |
| 62144010 | Shawl,scarve,muffler,mantilla,veil & the like,of artificial fibres, printed by the traditional batik process          | -                 | 98        | -                       | 845         |

Tabel 3 : Ekspor Indonesia menurut Komoditi ( Kode HS 8 digit )

|          |  | Oktober 2020      |           |                         |            |
|----------|--|-------------------|-----------|-------------------------|------------|
| Kode H S | Uraian golongan barang   | Berat bersih (Kg) |           | Nilai F.O.B. ( U S \$ ) |            |
|          |  | Bulan ini         | Kumulatif | Bulan ini               | Kumulatif  |
| (1)      | (2)  | (3)               | (4)       | (5)                     | (6)        |
| 62144090 | Shawl,scarve,muffler,mantilla,veil & the like,of artificialfibres, not printed by the traditional batik process        | 660               | 13 946    | 15 653                  | 160 312    |
| 62149010 | Shawls,scarves,mufflers,mantillas,veils & the like,of othertextile materials, printed by the traditional batik process | -                 | 563       | -                       | 8 399      |
| 62149090 | Shawls,scarves,mufflers,mantillas,veils & the like,of othertextile material,not printed by traditional batik process   | 6 138             | 86 830    | 38 220                  | 446 599    |
| 62151090 | Ties,bow ties & cravat,of silk or silk waste,not printed by the traditional batik process                              | 3                 | 61        | 63                      | 616        |
| 62152010 | Ties,bow ties & cravats,of man-made fibres,printed by the traditional batik process                                    | -                 | 3 118     | -                       | 101 591    |
| 62152090 | Ties,bow ties and cravats,of man-made fibres,not printed by the traditional batik process                              | -                 | 490       | -                       | 17 400     |
| 62159090 | Ties,bow ties and cravats,of other textile materials,notprinted by the traditional batik process                       | 44                | 193       | 48                      | 2 790      |
| 62160010 | Protective work gloves, mittens and mitts  | 62 882            | 709 460   | 2 311 416               | 26 439 049 |
| 62160091 | Other gloves, mittens and mitts,of wool or fine animal hair  | 15                | 695       | 10                      | 10 482     |
| 62160092 | Other gloves, mittens and mitts,of cotton  | 38                | 57        | 468                     | 706        |
| 62160099 | Other gloves, mittens and mitts,of oth textile material excwool or fine animal hair or cotton                          | 24 145            | 261 657   | 1 274 166               | 13 314 386 |
| 62171010 | Judo belts, other than those of heading 62.12  | 6                 | 771       | 5                       | 16 877     |
| 62171090 | Other clothing accessories except judo belts, other thanthose of heading 62.12   | 52 298            | 293 851   | 509 745                 | 4 365 694  |
| 62179000 | Parts of garments or of clothing accessories, other thanthose of heading 62.12   | 2 180             | 46 588    | 25 375                  | 227 978    |
| 63011000 | Electric blankets  | 205 968           | 557 118   | 2 584 821               | 7 117 936  |
| 63012000 | Blankets (other than electric blanket) and travelling rugs,of wool or of fine animal hair                              | 36                | 1 320     | 345                     | 15 003     |
| 63013010 | Blankets (other than electric blanket) and travelling rugs,of cotton, printed by traditional process                   | 100               | 108       | 1 031                   | 1 403      |
| 63013090 | Blankets (other than electric blanket) and travelling rugs,of cotton,not printed by traditional process                | 944               | 11 949    | 16 446                  | 225 190    |
| 63014010 | Blankets (other than electric blanket) and travelling rugs,of nonwoven fabrics   | 548               | 4 603     | 7 495                   | 81 837     |
| 63014090 | Blankets (other than electric blanket) and travelling rugs,of synthetic fibres other than nonwoven fabrics             | 11 066            | 95 660    | 77 162                  | 599 282    |
| 63019010 | Other blankets and travelling rugs, of nonwoven fabrics  | 46                | 315       | 29                      | 1 863      |
| 63019090 | Other blankets & travelling rugs,of synthetic fibres otherthan nonwoven fabrics  | 7 491             | 73 807    | 41 505                  | 1 189 995  |
| 63021000 | Bed linen, knitted or crocheted  | 104 741           | 617 675   | 835 677                 | 4 974 022  |
| 63022100 | Bed linen; of cotton, printed, not knitted or crocheted  | 6 102             | 31 080    | 6 476                   | 142 401    |
| 63022210 | Other bed linen, printed, of nonwoven fabrics  | 210               | 2 591     | 176                     | 2 127      |
| 63022290 | Other bed linen, printed, of man-made fibres, other thannonwoven fabrics   | 870               | 6 971     | 19 686                  | 272 990    |
| 63022900 | Bed linen; of textile materials (other than cotton or man-made fibres), printed, not knitted or crocheted              | 930               | 8 590     | 10 140                  | 47 471     |
| 63023100 | Bed linen; of cotton (not printed, knitted or crocheted)   | 2 516             | 30 887    | 67 206                  | 415 548    |
| 63023210 | Other bed linen,not printed/knitted/crocheted, of non woven fabrics  | 60                | 3 542     | 60                      | 4 750      |
| 63023290 | Other bed linen,not printed/knitted/crocheted, of man-madefibres other than nonwoven fabrics.                          | 3 639             | 48 271    | 28 265                  | 326 173    |
| 63023900 | Bed linen; of textile materials other than cotton or man-made fibres (not printed, knitted or crocheted)               | 1 158             | 21 848    | 4 265                   | 119 503    |
| 63024000 | Table linen, knitted or crocheted  | 2                 | 164       | 516                     | 4 107      |
| 63025190 | Table linen,not knitted/crocheted,of cotton,not printed bytraditional batik process                                    | 321               | 3 992     | 5 124                   | 45 042     |
| 63025300 | Table linen,not knitted/crocheted,of man-made fibres   | 20                | 1 055     | 936                     | 33 246     |
| 63025990 | Table linen, not knitted or crocheted, of other textilematerials except flax   | 45 142            | 518 821   | 415 450                 | 4 964 919  |
| 63026000 | Toilet linen and kitchen linen,of terry towelling/similarterry fabrics, of cotton                                      | 284 400           | 2 413 822 | 1 892 931               | 16 642 163 |
| 63029100 | Toilet linen and kitchen linen,oth than of terry towellingor similar terry fabrics, of cotton                          | 547               | 22 811    | 11 100                  | 567 332    |

Tabel 3 : Ekspor Indonesia menurut Komoditi ( Kode HS 8 digit )

|          |   | Oktober 2020      |           |                         |            |
|----------|---|-------------------|-----------|-------------------------|------------|
| Kode H S | Uraian golongan barang  | Berat bersih (Kg) |           | Nilai F.O.B. ( U S \$ ) |            |
|          |   | Bulan ini         | Kumulatif | Bulan ini               | Kumulatif  |
| (1)      | (2)   | (3)               | (4)       | (5)                     | (6)        |
| 63029990 | Toilet linen and kitchen linen,oth than of terry towellingor similar terry fabrics, of other textile materials exc flax   | 36                | 706       | 238                     | 17 977     |
| 63031200 | Curtains (including drapes) & interior blinds;curtain/bedvalances, knitted/crocheted,of synthetic fibres  | 28 263            | 205 261   | 340 024                 | 2 373 213  |
| 63031910 | Curtains (including drapes) & interior blinds;curtain/bedvalances, knitted/crocheted,of cotton  | 39                | 2 831     | 1 368                   | 23 054     |
| 63031990 | Curtain (incl drapes)&interior blinds;curtain/bed valances,knitte/crochete,of oth textile material exc cotton/synthetic   | 1 076             | 52 015    | 5 742                   | 239 341    |
| 63039100 | Curtains (including drapes) & interior blinds;curtain/bedvalances,not knitted/crocheted,of cotton   | 618               | 3 901     | 8 545                   | 60 168     |
| 63039200 | Curtains (including drapes) & interior blinds;curtain/bedvalances,not knitted/crocheted,of synthetic fibres   | 62 756            | 510 265   | 601 850                 | 5 290 418  |
| 63039900 | Curtain (incl drape)&interior blind;curtain/bed valance,notknitte/crochete,of oth textile material exc cotton/synthetic   | 85 870            | 1 012 223 | 1 324 758               | 15 265 662 |
| 63041100 | Bedspreads,excluding those of heading 94.04, knitted orcrocheted  | 2                 | 817       | 51                      | 4 638      |
| 63041910 | Bedspreads,excluding those of heading 94.04,not knitted orcrocheted, of cotton  | 34                | 557       | 384                     | 7 458      |
| 63041920 | Bedspreads,excluding those of heading 94.04,not knitted orcrocheted, of oth cotton, non woven   | -                 | 274       | -                       | 596        |
| 63041990 | Bedspreads,excluding those of heading 94.04,not knitted orcrocheted, of oth cotton, woven   | 726               | 18 920    | 19 919                  | 109 015    |
| 63042000 | Bed nets specified in Subheading Note 1 to this Chapter   | 243               | 590       | 2 082                   | 4 746      |
| 63049110 | Mosquito nets, knitted or crocheted   | 123               | 16 869    | 5 573                   | 363 023    |
| 63049190 | Oth furnishing articles, excluding those of heading 94.04,knitted or crocheted  | 809               | 14 716    | 31 731                  | 483 607    |
| 63049200 | Furnishing articles; of cotton, not knitted or crocheted (excluding bedspreads and articles of heading no. 9404)  | 1 123             | 13 088    | 30 180                  | 251 677    |
| 63049300 | Furnishing articles; of synthetic fibres, not knitted or crocheted (excluding bedspreads and articles of heading no. 9404)  | 396               | 13 469    | 9 062                   | 124 766    |
| 63049900 | Furnishing articles; of textile materials other than cotton or synthetic fibres, not knitted or crocheted (excluding bedspreads and articles of heading no. 9404) | 1 056             | 7 950     | 15 165                  | 147 573    |
| 63051019 | Sacks and bags, of a kind used for the packing of goods,new,of oth textile bast fibres of heading 53.03, excl jute  | 3 207             | 131 309   | 6 731                   | 335 293    |
| 63051029 | Sacks and bags, of a kind used for the packing of goods,used, of oth textile bast fibres of heading 53.03, excl jute  | -                 | 12 128    | -                       | 28 459     |
| 63052000 | Sacks and bags, of a kind used for the packing of goods,of cotton   | 17 882            | 127 801   | 118 422                 | 858 506    |
| 63053210 | Man-made textile materials,flexible intermediate bulkcontainers,nonwoven  | 67                | 81        | 338                     | 417        |
| 63053220 | Man-made textile materials,flexible intermediate bulkcontainers,knitted or crocheted  | -                 | 248 252   | -                       | 680 665    |
| 63053290 | Man-made textile materials,flexible intermediate bulkcontainers,woven   | 518 495           | 5 588 821 | 2 206 914               | 22 988 737 |
| 63053310 | Other sacks&bags,use for packing of good,of polyethylene orpolypropylene strip/the like,knitted or crocheted  | 86 892            | 2 264 502 | 204 051                 | 4 249 750  |
| 63053320 | Other sacks&bags,use for packing of good,of polyethylene orpolypropylene strip/the like,of woven fabric of strip  | 240 982           | 2 975 591 | 583 785                 | 7 039 156  |
| 63053390 | Other sacks&bags,use for packing of good,of polyethylene orpolypropylene strip,not knitte/crochete,of woven of strip  | 1 353 355         | 9 376 866 | 2 776 825               | 20 296 797 |
| 63053910 | Other sacks&bags,use for packing of good,of man-madetextile materials,nonwoven  | -                 | 20 214    | -                       | 96 249     |
| 63053990 | Other sacks & bags,use for packing of good,of man-madetextile materials,woven, not knitted or crocheted   | 77 921            | 601 218   | 46 066                  | 293 066    |
| 63059090 | Other sacks&bags,use for packing of good,of other textilematerial oth hemp/coconut (coir) of heading 53.05  | 663               | 108 438   | 20 663                  | 249 888    |
| 63061200 | Tarpaulins, awnings & sunblinds of synthetic fibres   | 189               | 7 045     | 10 537                  | 417 820    |

Tabel 3 : Ekspor Indonesia menurut Komoditi ( Kode HS 8 digit )

|          |  | Oktober 2020      |           |                         |             |
|----------|--|-------------------|-----------|-------------------------|-------------|
| Kode H S | Uraian golongan barang   | Berat bersih (Kg) |           | Nilai F.O.B. ( U S \$ ) |             |
|          |  | Bulan ini         | Kumulatif | Bulan ini               | Kumulatif   |
| (1)      | (2)  | (3)               | (4)       | (5)                     | (6)         |
| 63061910 | Tarpaulins, awnings & sunblinds of oth vegetable textilefibres   | -                 | 15        | -                       | 15          |
| 63061920 | Tarpaulins, awnings & sunblinds of cotton  | 14                | 86        | 1 436                   | 1 536       |
| 63061990 | Tarpaulins, awnings & sunblinds of oth textiles materials,oth than vegetable fibres textile /cotton  | 3 784             | 25 738    | 10 452                  | 66 187      |
| 63062200 | Tents of synthetic fibres  | 49                | 137       | 8                       | 1 700       |
| 63062910 | Tents of oth textiles of cotton  | -                 | 200       | -                       | 529         |
| 63062990 | Tents of oth textiles, oth than cotton   | 2 268             | 9 581     | 5 517                   | 70 839      |
| 63063000 | Sails for boats  | -                 | 289       | -                       | 10 644      |
| 63064010 | Pneumatic mattresses of cotton   | 804               | 3 788     | 5 902                   | 23 723      |
| 63064090 | Pneumatic mattresses oth than cotton   | 6                 | 23 998    | 75                      | 36 147      |
| 63069091 | Camping goods of woven of cotton   | 157               | 3 732     | 912                     | 30 103      |
| 63069099 | Camping goods of woven oth than cotton   | 131 925           | 1 127 508 | 542 835                 | 4 557 371   |
| 63071010 | Floor-cloths,dish cloths,dusters&similar cleaning cloths ofnonwoven other than felt  | 29                | 1 167     | 318                     | 19 994      |
| 63071020 | Floor-cloths,dish cloths,dusters&similar cleaning cloths offelt  | 35                | 413       | 6                       | 4 986       |
| 63071090 | Floor-cloths,dish cloths,dusters&similar cleaning cloths ofwoven oth than felt   | 65 658            | 720 040   | 454 177                 | 5 156 570   |
| 63072000 | Life-jackets & life-belts  | 9 624             | 160 826   | 92 648                  | 1 937 777   |
| 63079030 | Umbrella covers in pre-cut triangular form   | 407               | 911       | 446                     | 1 622       |
| 63079040 | Surgical masks   | 30 692            | 1 573 536 | 604 851                 | 74 407 613  |
| 63079061 | Safety harnesses safety suitable for industrial use  | 198               | 2 238     | 538                     | 29 722      |
| 63079069 | Safety harnesses suitable not for industrial use   | 2 656             | 22 088    | 115 768                 | 495 194     |
| 63079070 | Fans and handcreens  | 313               | 6 647     | 5 734                   | 76 159      |
| 63079080 | Laces for shoes,boots,corsets & the like   | 662               | 19 356    | 16 356                  | 2 067 321   |
| 63079090 | Oth made up artcils excl umbrella covers/surgical masks/safety harnesses/fans&handcreens/laces shoes,boots,corsets   | 88 484            | 4 144 354 | 2 965 207               | 68 187 575  |
| 63080000 | Sets,consist of woven fabric&yarn whether/not w/accessories simillar textiles articles for retail  | 989               | 2 876     | 1 967                   | 29 520      |
| 63090000 | Worn clothing & oth worn articles  | 68 648            | 469 714   | 209 524                 | 1 535 294   |
| 63101010 | Used/new rags, sorted  | 98 650            | 627 761   | 21 083                  | 160 587     |
| 63101090 | Scrap twine/cordage/rope/cables worn out articles of those,sorted  | 428 702           | 1 611 555 | 326 620                 | 911 632     |
| 63109010 | Used/new rags,unsorted   | 53 897            | 810 169   | 21 559                  | 290 992     |
| 63109090 | Scrap twine/cordage/rope/cbles worn out articles of those,unsorted   | 120               | 155 874   | 100                     | 22 474      |
| 64011000 | Waterproof footwear incorp protective metal toe-cap withouter soles  | 10 511            | 36 889    | 77 633                  | 285 923     |
| 64019200 | Footwear; waterproof, covering the ankle (but not the knee), rubber or plastic outer soles and uppers (not assembled by stitch, rivet, nail, screw, plug or similar) | 88 114            | 462 817   | 921 378                 | 5 010 031   |
| 64019910 | Oth waterproof footwear,not covering the ankle but not covering the knee,with outer  | 6                 | 6         | 12                      | 12          |
| 64019990 | Oth waterproof footwear w/outer soles plastic by stiching,riveting, nailing screwing, plugging or similar processes.   | 6 871             | 146 100   | 1 349                   | 154 808     |
| 64021200 | Ski-boots/cross-country ski-footwear/snowboard boot w/outersoles&upper of rubber/plastic   | 65                | 72 537    | 3 561                   | 2 215 516   |
| 64021910 | Wrestling footwear with outer soles&upper of rubber/plastic  | -                 | 14 793    | -                       | 342 106     |
| 64021990 | Sports footwear excl Ski-boots, cross-country ski footwear & snowboard boots and Wrestling footwear  | 744 515           | 9 050 607 | 14 887 694              | 176 613 496 |
| 64022000 | Footwear with upper straps/thongs assembled to the sole bymeans of plugs   | 159 665           | 1 208 751 | 2 964 297               | 25 711 864  |
| 64029110 | Diving boots oth footwear with upper straps/thongsassembled to the sole by covering the ankle  | -                 | 2 907     | -                       | 29 445      |
| 64029191 | Oth diving boots cover the ankle incorp protective metaltoe-cap,rubber/plastic   | 8 466             | 86 224    | 67 318                  | 681 725     |
| 64029199 | Oth footwear covering the ankle excl diving boot with upperstraps/thong assembled to sole by means of plugs  | 14 093            | 395 430   | 195 560                 | 6 119 696   |
| 64029910 | Oth diving boot not cover the ankle incorp protective metaltoe-cap,rubber/plstc  | -                 | 43 269    | -                       | 770 567     |
| 64029990 | Oth footwear not cover the ankle&not incorp protct mtl toe-cap, rubber/plstc   | 864 751           | 8 847 435 | 12 230 637              | 125 211 029 |



Tabel 3 : Ekspor Indonesia menurut Komoditi ( Kode HS 8 digit )

|          |   | Oktober 2020      |            |                         |               |
|----------|---|-------------------|------------|-------------------------|---------------|
| Kode H S | Uraian golongan barang  | Berat bersih (Kg) |            | Nilai F.O.B. ( U S \$ ) |               |
|          |   | Bulan ini         | Kumulatif  | Bulan ini               | Kumulatif     |
| (1)      | (2)   | (3)               | (4)        | (5)                     | (6)           |
| 64031200 | Ski-boots,cross-country ski footwear&snowboard boot,w/upperof leathers  | -                 | 9 657      | -                       | 268 085       |
| 64031910 | Sports footwear fitted with spikes,cleats/the like withupper leathers   | 1 244 062         | 15 629 811 | 25 536 993              | 308 301 109   |
| 64031920 | Sports footwear for riding boots,bowling shoes with upperleathers   | -                 | 89         | -                       | 978           |
| 64031930 | Sports footwear for wrestling, weight lifting/gymnasticswith upper leathers                                       | -                 | 15         | -                       | 20            |
| 64031990 | Sports footwear not fitted with spikes/bowling/wrstling/weight lifting/the like w/upper leathers                  | 5 327 507         | 43 552 020 | 117 803 285             | 911 609 390   |
| 64032000 | Footwear with outer soles of leather,uppers of leather straps accros,instep big toe                               | 6 616             | 31 896     | 84 197                  | 1 069 777     |
| 64034000 | Footwear; with metal toe-cap, outer soles of rubber, plastics, leather or composition leather, uppers of leather  | 525 531           | 4 749 823  | 6 711 765               | 58 822 100    |
| 64035100 | Footwear; n.e.c. in heading no. 6403, with outer soles and uppers of leather, covering the ankle                  | 436               | 984        | 26 442                  | 91 576        |
| 64035910 | Bowling shoes oth footwear with outer sole of leather notcovering the ankle                                       | -                 | 70         | -                       | 2 180         |
| 64035990 | Oth footwear with outer sole of leather not covering theankle   | 15 801            | 827 712    | 588 862                 | 21 213 001    |
| 64039110 | Footwear made on a base or platform of wood, not havinginner sole or protective metal toe cap, covering the ankle | 15 086            | 16 562     | 227 245                 | 270 100       |
| 64039120 | Ridding boots without outer soles of leather coveringthe ankle  | -                 | 1 551      | -                       | 35 849        |
| 64039190 | Oth of ridding boots without outer soles of leather covering the ankle  | 201 073           | 3 094 363  | 4 144 384               | 75 870 333    |
| 64039910 | Footwear made on a base/platform of wood not having innersole/protective metal toe cap, not covering the ankle    | 683 875           | 7 142 458  | 12 668 337              | 140 594 206   |
| 64039920 | Bowling shoes without outer soles of leather not coveringthe ankle  | 626               | 6 633      | 4 344                   | 46 100        |
| 64039990 | Oth of ridding boots without outer soles of leather not covering the ankle  | 1 632 496         | 13 255 543 | 32 615 091              | 280 299 099   |
| 64041110 | Sports footwear with outer sole rubbr/plstc,with spike/cleat  | 258               | 1 624      | 2 401                   | 41 921        |
| 64041190 | Sports footwear not fitted with spikes/wrstling/weightlifting/the like oth  | 7 063 298         | 66 366 450 | 129 273 111             | 1 325 111 340 |
| 64041900 | Footwear; (other than sportswear), with outer soles of rubber or plastics and uppers of textile materials         | 1 382 615         | 14 771 152 | 36 406 501              | 342 069 555   |
| 64042000 | Footwear; outer soles of leather or composition leather, uppers of textile materials                              | 725               | 14 739     | 61 165                  | 301 616       |
| 64051000 | Footwear; with uppers of leather or composition leather, n.e.c. in chapter 64                                     | 20 927            | 236 642    | 1 100 322               | 9 632 605     |
| 64052000 | Footwear; with uppers of textile materials, n.e.c. in chapter 64  | 314               | 4 628      | 95 984                  | 146 431       |
| 64059000 | Footwear; n.e.c. in chapter 64  | 101 929           | 833 991    | 621 453                 | 7 597 189     |
| 64061010 | Uppers & parts thereof,oth than stif feners of metal toe-caps   | 4 252             | 34 007     | 187 422                 | 2 400 808     |
| 64061090 | Uppers&parts thereof,oth than stif feners&not fitted withmetal toe-cap  | 73 430            | 1 065 876  | 3 803 093               | 53 596 529    |
| 64062010 | Parts of footwear with outer soles & heels, of rubber   | 70 130            | 529 053    | 747 684                 | 7 133 654     |
| 64062020 | Parts of footwear with outer soles & heels, of plastics   | 859               | 39 315     | 13 433                  | 1 006 283     |
| 64069010 | Parts of footwear of wood   | 10 055            | 63 667     | 36 204                  | 323 902       |
| 64069021 | Oth parts of footwear of metal of iron/steel  | -                 | 4 249      | -                       | 3 637         |
| 64069022 | Oth parts of footwear of metal of copper  | 38                | 558        | 44                      | 694           |
| 64069023 | Oth parts of footwear of metal of aluminium   | -                 | 10         | -                       | 340           |
| 64069029 | Oth parts of footwear of oth metal, not of iron/steel/copper/aluminium  | 4                 | 866        | 84                      | 5 536         |
| 64069031 | Oth parts of footwear of rubber/plastic in-soles  | 8 061             | 150 771    | 145 346                 | 2 311 874     |
| 64069032 | Oth parts of footwear of rubber/plastic complete-soles  | -                 | 1 015      | -                       | 861           |
| 64069033 | Oth parts of footwear of rubber/plastic oth of plastics   | -                 | 2 026      | -                       | 33 465        |
| 64069039 | Oth parts of footwear of rubber/plastic out-soles   | 6 800             | 65 915     | 175 937                 | 1 503 401     |
| 64069091 | Oth parts of footwear of oth materials for gaiters/leggingsand similar articles and parts thereof                 | 2 836             | 31 026     | 46 116                  | 312 815       |
| 64069099 | Oth parts of footwear of oth materials not for gaiters/leggings/and similar articles and parts thereof            | 18 559            | 388 359    | 340 736                 | 6 821 425     |
| 65010000 | Hat-forms/bodies, hood of felt, not block shape, not brims,plateoux,manchons (including slit manchons), of felt.  | 3 064             | 21 909     | 40 525                  | 329 197       |

Tabel 3 : Ekspor Indonesia menurut Komoditi ( Kode HS 8 digit )

|          |  | Oktober 2020      |            |                         |             |
|----------|--|-------------------|------------|-------------------------|-------------|
| Kode H S | Uraian golongan barang   | Berat bersih (Kg) |            | Nilai F.O.B. ( U S \$ ) |             |
|          |  | Bulan ini         | Kumulatif  | Bulan ini               | Kumulatif   |
| (1)      | (2)  | (3)               | (4)        | (5)                     | (6)         |
| 65020000 | Hat-shapes, plaited by assembling strip of any material,neither block shape,nor w/made brims,nor lined,nor trimmed                         | -                 | 7 616      | -                       | 168 020     |
| 65040000 | Hats & oth headgear/plaited by assembling strips of any materials, whether or not lined or trimmed.  | 7 711             | 119 089    | 41 382                  | 681 224     |
| 65050010 | Hats & oth headgear of a kind used for religious purposes,knitted/crocheted  | 650               | 99 362     | 3 160                   | 194 352     |
| 65050020 | Hair-nets of any materials   | 2 486             | 3 000      | 8 483                   | 13 796      |
| 65050090 | Oth hats&oth headgear,not for hair-nets/religious purposes,knitted/crochet   | 124 943           | 1 403 192  | 2 129 757               | 29 628 607  |
| 65061010 | Helmets for motorcyclists whether/not lined/trimmed  | 124 568           | 1 030 804  | 1 727 699               | 14 384 293  |
| 65061020 | Industrial safety & firefighters helmets, excl steel helmetwhether/not lined/trimmed   | 201               | 5 548      | 395                     | 38 364      |
| 65061030 | Steel helmets safety   | -                 | 1          | -                       | 7           |
| 65061090 | Oth safety headgear, not for motocyclist/industrial/firefighters/steel helmets/water polo  | 7 283             | 42 523     | 169 179                 | 709 204     |
| 65069100 | Headgear; (other than safety headgear), of rubber or plastics, whether or not lined or trimmed   | 33                | 889        | 38                      | 68 197      |
| 65069910 | Oth headgear of furskin  | -                 | 95         | -                       | 769         |
| 65069990 | Oth headger of oth materials, not furskin  | 42 423            | 904 421    | 222 843                 | 3 837 751   |
| 65070000 | Head-band, lining, cover, hat foundation, hat frame, peak&chinstrap,for headgear   | 1 288             | 38 588     | 32 269                  | 1 045 714   |
| 66011000 | Garden/similar umbrellas   | 4 686             | 90 664     | 37 652                  | 828 549     |
| 66019100 | Umbrellas & sun umbrellas having a telescopic shaft  | 42                | 209        | 83                      | 3 609       |
| 66019900 | Umbrellas & sun umbrellas not having a telescopic shaft  | 1 011             | 20 890     | 5 162                   | 99 106      |
| 66020000 | Walking-sticks, seat-sticks, whips, riding crops & the like  | 1 402             | 119 022    | 8 932                   | 214 281     |
| 66032000 | Umbrella frames, including frames mounted on shafts(sticks)  | 4                 | 130        | 30                      | 707         |
| 66039010 | Parts,trimmings&acc for articles of Umbrellas&sun umbrellas(incl walking stick umbrellas,garden&similar umbrellas).                        | 1 995             | 19 461     | 13 308                  | 135 666     |
| 66039020 | Parts,trimmings&accessories for articles of Walking-sticks,seat-sticks,whips,riding-crops&the like.  | 48                | 83         | 567                     | 1 214       |
| 67010000 | Skin&oth part of bird w/ feathr/down,feathr,part of feathr   | 2 927             | 8 234      | 48 058                  | 129 289     |
| 67021000 | Artificial flower,foliage,fruit & parts thereof of plastics  | -                 | 28 306     | -                       | 40 751      |
| 67029010 | Artificial flower, foliage, fruit & parts thereof of paper   | 11                | 264        | 43                      | 399         |
| 67029020 | Artificial flower, foliage, fruit&parts thereof of textilesmaterilas   | 6                 | 964        | 44                      | 1 251       |
| 67029090 | Artific flower,foliage,fruit&partsthereof of oth materials, not paper/txtil  | 3 385             | 31 599     | 79 998                  | 611 451     |
| 67030000 | Human hair, dressed, thinned, bleached, othwise worked forwigs/the like  | 36 737            | 232 217    | 162 275                 | 1 719 964   |
| 67041100 | Complete wigs of synthetic textiles materials  | 829 909           | 5 091 411  | 14 862 247              | 101 485 838 |
| 67041900 | False beards, eyebrows, eyelashes,switches of synthetic textiles materials   | 71 422            | 1 589 842  | 4 507 635               | 54 955 623  |
| 67042000 | Wigs, false beards, eyebrows,eyelashes of human hair   | 51 861            | 497 929    | 13 073 142              | 93 515 061  |
| 67049000 | Wigs, false beards, eyebrows,eyelashes,of oth materials  | 212 885           | 1 504 506  | 3 880 438               | 64 018 723  |
| 68010000 | Setts,curbstones&flagstones,of naturals stone(except slate)  | 573 032           | 5 328 326  | 296 217                 | 3 078 736   |
| 68021000 | Tiles,cubes,similar articles,square<7 cm,artif colored,chipping&powder   | 393 680           | 3 618 198  | 328 144                 | 2 812 345   |
| 68022100 | Marble, travertine and alabaster; simply cut or sawn, with a flat or even surface  | 508 638           | 5 208 310  | 369 067                 | 3 324 600   |
| 68022300 | Granite; articles thereof, simply cut or sawn, with a flat or even surface   | 100               | 9 618      | 373                     | 11 120      |
| 68022910 | Oth monumentl/building stone of oth calcareous stone, simply cut/sawn  | -                 | 12 207     | -                       | 74 756      |
| 68022990 | Oth monumental/building stone of oth than calcareous stone, simply cut/sawn with a flat surface  | 2 010 719         | 14 269 575 | 1 328 489               | 9 534 558   |
| 68029110 | Oth article monumental/building of marble  | 225 833           | 1 703 734  | 234 883                 | 1 787 415   |
| 68029190 | Oth article monumental/building of travertine & alabaster  | 28 641            | 242 864    | 26 562                  | 246 652     |
| 68029200 | Stone; calcareous (excluding marble, travertine, alabaster) articles thereof, (other than simply cut or sawn, with a flat or even surface) | 70 056            | 288 775    | 143 779                 | 517 881     |
| 68029310 | Oth article monumental/building of granite with polishedslabs  | -                 | 626        | -                       | 1 366       |

Tabel 3 : Ekspor Indonesia menurut Komoditi ( Kode HS 8 digit )

|          |   | Oktober 2020      |            |                         |            |
|----------|---|-------------------|------------|-------------------------|------------|
| Kode H S | Uraian golongan barang  | Berat bersih (Kg) |            | Nilai F.O.B. ( U S \$ ) |            |
|          |   | Bulan ini         | Kumulatif  | Bulan ini               | Kumulatif  |
| (1)      | (2)   | (3)               | (4)        | (5)                     | (6)        |
| 68029390 | Oth article monumental/building oth of granite  | 36 981            | 766 902    | 74 869                  | 1 008 985  |
| 68029900 | Stone; natural (excl. marble, travertine, alabaster, other calcareous stone or granite), monumental/building stone, (oth simply cut/sawn, with a flat/even surface)         | 2 834 947         | 19 983 858 | 1 848 354               | 14 430 246 |
| 68041000 | Millstones&grindstones for millng,grinding/pulping grinding&pulping   | 393 991           | 3 902 861  | 1 045 898               | 11 709 749 |
| 68042100 | Millstones, grindstones, grinding wheels and the like; of agglomerated synthetic or natural diamond   | 4 568             | 38 408     | 541 363                 | 4 292 012  |
| 68042200 | Millstones, grindstones, grinding wheels and the like; of other agglomerated abrasives or of ceramics   | 344               | 8 053      | 13 276                  | 64 721     |
| 68042300 | Millstones, grindstones, grinding wheels and the like; of natural stone   | 26 970            | 180 511    | 42 762                  | 292 985    |
| 68043000 | Hand sharpening/polishing stones  | 204               | 1 815      | 2 219                   | 19 531     |
| 68051000 | Natural/artificial abrasive powder/grain on a base of woventextile fabric only  | 29 133            | 172 452    | 210 082                 | 1 236 943  |
| 68052000 | Natural/artificial abrasive powder/grain on a base of paper/paperboard  | 626               | 35 296     | 14 379                  | 381 993    |
| 68053000 | Natural/artificial abrasive powder/grain on a base of oth materials   | 4 171             | 59 286     | 26 905                  | 337 659    |
| 68061000 | Slag wool, rock wool & similar mineral wools in bulk/sheets/rolls   | 311 815           | 5 518 780  | 438 645                 | 6 704 029  |
| 68069000 | Mixture & article of heat/sound insulating/sound absorbmineral waters   | 16 568            | 137 348    | 36 115                  | 261 045    |
| 68079010 | Articles of asphalt/of similar material of tiles, not in rolls  | 2 595             | 8 227      | 1 426                   | 4 063      |
| 68079090 | Articles of asphalt/similar material of oth tiles,not in rolls  | 243 061           | 1 449 641  | 122 376                 | 766 513    |
| 68080020 | Roofing tiles,panels,boards,blocks&similar articles of coirfibres/straw   | -                 | 2 664      | -                       | 1 480      |
| 68080030 | Panels, boards, blocks and similar articles   | 7                 | 6 144      | 111                     | 100 580    |
| 68080090 | Chips,particles,sawdust/oth waste of wood,agglomer withcement/plaster   | 145 041           | 603 505    | 160 168                 | 1 122 943  |
| 68091100 | Board, sheet, panels, tiles&similr, not ornmnted reinforce w/paper/board only faced/reinforced w/paper/paperboard only  | 2 295 524         | 23 071 914 | 599 192                 | 4 569 522  |
| 68091990 | Oth articles of plaster/compositions based on plaster of oth tiles  | 52 664            | 381 717    | 9 880                   | 69 494     |
| 68099010 | Dental moulds of plaster  | -                 | 15         | -                       | 273        |
| 68099090 | Oth articles of plaster/cmpositions based on plaster, not dental moulds   | 7 949             | 21 580     | 38 378                  | 106 980    |
| 68101100 | Building blocks & bricks  | 1 001 869         | 5 034 996  | 79 772                  | 408 858    |
| 68101910 | Tiles, reinforced or not  | 89 261            | 2 186 576  | 29 703                  | 626 509    |
| 68101990 | Flagstones, reinforced or not   | 204 796           | 2 218 029  | 269 183                 | 2 960 910  |
| 68109100 | Prefabricated structural components for building or civilengineering  | 90                | 1 118 973  | 135                     | 477 065    |
| 68109900 | Cement, concrete/artificial stone; articles (oth prefabricated structural components for building/civil engineering), whether or not reinforced, n.e.c. in heading no. 6810 | 1 204 846         | 98 704 916 | 835 522                 | 9 028 788  |
| 68114010 | Corrugated sheets containing asbestos   | 627 017           | 4 525 152  | 118 094                 | 844 374    |
| 68114022 | Other sheets, panels, tiles&similar articles for roofingfacing/partitioning containing asbestos   | 1                 | 191        | 1                       | 376        |
| 68114029 | Oth sheets, panel, tile&similr artcils containing asbstos for roofing oth than Floor/wall tiles containing plastic&roofing, facing/partitioning                             | 41 455            | 649 130    | 7 914                   | 279 468    |
| 68114030 | Tubes or pipes containing asbestos  | -                 | 203 126    | -                       | 48 753     |
| 68114050 | Oth articles for building construction of containingasbestos  | -                 | 217        | -                       | 2 910      |
| 68114090 | Oth articles of asbestos cement   | 5 730             | 74 850     | 4 071                   | 36 923     |
| 68118100 | Corrugated sheets not containing asbestos   | 944 640           | 7 707 386  | 189 600                 | 1 544 530  |
| 68118220 | Other sheets, panels, tiles&similar articles for roofingfacing/partitioning not containing asbestos   | 1 244             | 1 244      | 197                     | 197        |
| 68118290 | Oth sheets, panels, tile&similr artcils not cntaining asbstosroof oth than floor/wall tiles contain plastic&roofing, partitioning   | 6 055 260         | 76 157 396 | 1 121 468               | 15 202 941 |
| 68118920 | Tubes/pipes fittings of cellulose fibre-cement  | -                 | 10         | -                       | 10         |

Tabel 3 : Ekspor Indonesia menurut Komoditi ( Kode HS 8 digit )

|          |  | Oktober 2020      |           |                         |           |
|----------|--|-------------------|-----------|-------------------------|-----------|
| Kode H S | Uraian golongan barang   | Berat bersih (Kg) |           | Nilai F.O.B. ( U S \$ ) |           |
|          |  | Bulan ini         | Kumulatif | Bulan ini               | Kumulatif |
| (1)      | (2)  | (3)               | (4)       | (5)                     | (6)       |
| 68118990 | Oth artcils,used for building constructionnot containing asbestos,not tubes/pipes/Other,kind used building construction  | 424 713           | 3 106 625 | 104 253                 | 768 900   |
| 68128020 | Clothing of crocidolite fibres   | -                 | 93        | -                       | 477       |
| 68128050 | Cloth accessories,footwear&headgear fabricated crocidolite fibres  | -                 | 118       | -                       | 693       |
| 68128090 | Oth articles of crocidolite fibres   | 2                 | 411       | 100                     | 2 701     |
| 68129110 | Clothing of oth crocidolite fibres   | -                 | 852       | -                       | 27 096    |
| 68129190 | Clothing accessories,footwear&headgear of oth crocidolite fibres   | -                 | 1 451     | -                       | 30 625    |
| 68129300 | Compressed asbestos fibre jointing of oth crocidolite fibres in sheets or roll   | -                 | 18 667    | -                       | 7 107     |
| 68129920 | Floor/wall tiles of fabricated asbestos(oth crocidolite)   | 3 000             | 126 740   | 544                     | 29 592    |
| 68129990 | Oth fabricat asbes fibres of oth croci,not fabricate/floor/wall tiles  | 41                | 26 192    | 4 845                   | 38 405    |
| 68132010 | Brake lining&pad of friction material&articles,containingasbestos  | 3                 | 932       | 59                      | 21 150    |
| 68132090 | Oth thn brake lining&pad of friction material&article,containing asbestos  | 6                 | 173       | 92                      | 1 701     |
| 68138100 | Brake lining&pad of friction material&article,containingasbestos   | 63 611            | 471 346   | 328 354                 | 2 186 156 |
| 68138900 | Friction material and articles thereof not mounted; for clutches, with a basis of mineral substances or cellulose  | 14 282            | 153 997   | 132 418                 | 1 806 458 |
| 68141000 | Plates,sheets,strips,of agglomerated or reconstituted mica,whether or not on a support   | -                 | 260       | -                       | 1 076     |
| 68149000 | Mica; worked mica and articles of mica (excluding plates, sheets and strips) whether or not on a support of paper, paperboard or other materials                             | 97                | 13 503    | 5 739                   | 69 630    |
| 68151010 | Yarn/thread non-electrical articles graphite/ oth carbon   | 1 099             | 22 762    | 2 705                   | 22 050    |
| 68151020 | Bricks,paving slabs,floor tiles,etc non electrical articlesgraphite/carbon   | 127 251           | 1 364 657 | 99 559                  | 1 003 808 |
| 68151091 | Carbon fibres, etc non electrical articles graphite/carbon   | -                 | 37 501    | -                       | 24 458    |
| 68151099 | Oth non electrical articles graphite or carbon   | 39 870            | 144 276   | 52 429                  | 316 829   |
| 68152000 | Articles of peat   | -                 | 9 537     | -                       | 9 712     |
| 68159100 | Articles of stone, contents magnesite,dolomite/chromite  | 9 000             | 31 687    | 18 900                  | 92 266    |
| 68159900 | Stone articles and articles of other mineral substances; n.e.c. or included in heading no. 6815  | 253 236           | 1 997 681 | 324 466                 | 2 363 222 |
| 69010000 | Bricks,blocks,tiles&oth ceramic goods of siliceous fossilmeals/of similar siliceous earths   | 149 206           | 1 229 218 | 56 486                  | 473 463   |
| 69021000 | Goods of siliceous cont by weight,singly/together Mg,Ca,Cr>50%   | -                 | 21 485    | -                       | 27 078    |
| 69022000 | Goods of siliceous cont by weight,singly/together alumina,silika,or mixture >50%   | -                 | 675 640   | -                       | 149 558   |
| 69029000 | Goods of siliceous cont by weight,of oth metals compound   | 406 967           | 2 643 671 | 90 549                  | 666 353   |
| 69031000 | Refractory ceramic goods; containing by weight +50% of graphite/other forms of carbon or of a mixture of these products, excl those of siliceous fossil meals/similar earths | -                 | 31        | -                       | 649       |
| 69032000 | Refractory ceramic goods; containing by weight +50% of alumina/of a mixture or compound of alumina & of silica, excl those of siliceous fossil meals or similar earths       | 25                | 30        | 1                       | 3         |
| 69039000 | Refractory ceramic goods; composition of which n.e.c. in heading no. 6903, other than those of siliceous fossil meals or similar earths                                      | 44 654            | 282 850   | 138 451                 | 901 970   |
| 69041000 | Ceramics building bricks   | 1 604             | 59 842    | 837                     | 9 354     |
| 69049000 | Flooring blocks,support/filler tiles&the like  | 251 712           | 2 150 172 | 57 164                  | 542 372   |
| 69051000 | Roofing tiles of ceramic   | 59 680            | 1 043 179 | 13 725                  | 233 592   |
| 69059000 | Chimney-pot,cowl,chimney liner,architect ornament&othceramic constr  | 593               | 11 585    | 344                     | 7 586     |
| 69060000 | Ceramic pipes,conduits,guttering,pipe fittings   | -                 | 122       | -                       | 81        |
| 69072110 | Lining tiles of a kind use for grinding mills,unglazed,water absorption coeff by weight<= 0.5 %  | 6                 | 1 901     | 225                     | 2 702     |

Tabel 3 : Ekspor Indonesia menurut Komoditi ( Kode HS 8 digit )

| Kode H S | Uraian golongan barang  | Oktober 2020      |            |                         |            |
|----------|---|-------------------|------------|-------------------------|------------|
|          |   | Berat bersih (Kg) |            | Nilai F.O.B. ( U S \$ ) |            |
|          |   | Bulan ini         | Kumulatif  | Bulan ini               | Kumulatif  |
| (1)      | (2)   | (3)               | (4)        | (5)                     | (6)        |
| 69072122 | Ceramic,wall tile,unglaze,large surface area capablesquare side<7 cm water absorption coeff by weight<= 0.5 %   | -                 | 73 580     | -                       | 40 456     |
| 69072123 | Pving,wall tiles,glaze,largest surface area capablesquare side<7 cm water absorption coeff by weight<= 0.5 %  | 616 993           | 2 280 046  | 149 549                 | 663 776    |
| 69072124 | Ceramic,wall tiles,glaze ,large surfce area capablesquare side<7 cm water absorption coeff by weight<= 0.5 %  | 330 521           | 2 325 711  | 72 614                  | 485 588    |
| 69072191 | Paving,wall tiles,unglaze ,large surface area capablesquare side>7 cm water absorption coeff by weight<= 0.5 %  | 250 838           | 1 883 884  | 76 612                  | 646 096    |
| 69072193 | Paving,wall tiles,glaze ,large surface area capablesquare side>7cm water absorption coeff by weight<= 0.5 %   | 1 144 843         | 16 833 713 | 414 258                 | 8 481 356  |
| 69072194 | Ceramic,wall tiles,glaze ,large surface area capablesquare side>7cm water absorption coeff by weight<= 0.5 %  | 5 682 614         | 45 011 540 | 1 790 955               | 13 724 690 |
| 69072213 | Paving,wall tiles,glaze ,large surface area capable square side<7 m water absorp 0.5%<coeff weight<=10%   | 120 255           | 1 324 061  | 34 857                  | 390 430    |
| 69072291 | Paving,wall tiles,unglaze ,large surface which capable square side>7cm of water absorp 0.5%<coeff weight<=10%   | -                 | 759 479    | -                       | 123 724    |
| 69072293 | Pving,wall tiles,glaze ,largst surfce area capable square side>7cm of waterabsorp 0.5%<coeff weight<=10%  | 7 754 327         | 43 899 223 | 1 340 544               | 7 612 652  |
| 69072294 | Ceramic,wall tiles,glaze ,large surface area capable square side>7cm of water absorp 0.5%<coeff weight<=10%   | 435 668           | 7 157 926  | 135 875                 | 2 064 004  |
| 69072313 | Paving,wall tiles,glaze ,large surface area capable square side<7 cm of water absorp coeff weight>10%   | 3 930 881         | 39 441 163 | 794 076                 | 8 067 454  |
| 69072393 | Paving,wall tiles,glaze ,large surface area capable square side>7 cm of water absorp coeff weight>10%   | 35                | 79 037     | 5                       | 19 924     |
| 69072394 | Ceramic,wall tiles,glaze ,large surface area capble square side>7cm of water absorp coeff weight>10%  | 3 354 967         | 63 334 343 | 694 076                 | 11 795 395 |
| 69073019 | Mosaic cubes&the like,oth than subheading 6907.40 glazed  | -                 | 24         | -                       | 5          |
| 69073099 | Mosaic cubes&the like,oth than subheading 6907.40 glazedlargest surface of capable being enclosed square side<7 cm  | 11 170            | 55 289     | 2 038                   | 11 412     |
| 69074010 | Finishing ceramics of a kind used for lining grinding millsunglazed   | -                 | 2 500      | -                       | 2 219      |
| 69074021 | Finishing ceramics of other articles,having largest surfacearea visible after mounting is not exceeding 49 cm2 Unglazed   | 44                | 1 476      | 47                      | 3 118      |
| 69074022 | Finishing ceramics of oth articles,having a largest surfacearea visible after mounting is not exceeding 49 cm2 glazed   | -                 | 287 947    | -                       | 128 594    |
| 69074091 | Other finishing ceramics unglazed   | -                 | 8 342 954  | -                       | 2 365 920  |
| 69074092 | Other finishing ceramics glazed   | -                 | 251 433    | -                       | 41 341     |
| 69091100 | Ceramic of porcelain/china for laboratory,chemical/oth tech   | 586 703           | 4 827 031  | 2 431 512               | 19 098 672 |
| 69091200 | Artcle having a hardnss=>9 Mohs for laboratory,chemical/oth tech  | -                 | 43 758     | -                       | 19 220     |
| 69091900 | Ceramic wares; for laboratory, chemical or other technical uses, other than articles having a hardness equivalent to 9 or more on the Mohs scale or of porcelain or china | 704 182           | 4 792 771  | 8 322 302               | 52 932 362 |
| 69099000 | Ceramic wares; pots, jars & similar articles of a kind used for the conveyance/packing of goods & ceramic troughs, tubs & similar receptacles used in agriculture         | 22 395            | 214 744    | 19 101                  | 316 743    |
| 69101000 | Ceramic sinks,wash basins,wash basin of porcelain/china   | 915 531           | 8 107 726  | 2 221 328               | 20 348 331 |
| 69109000 | Ceramic sinks,wash basins,wash basin of oth thn porcelain/china   | 43 290            | 394 343    | 48 960                  | 697 556    |
| 69111000 | Tablewre&kitchenware of porclain/china  | 1 354 880         | 9 335 139  | 5 355 146               | 43 203 027 |
| 69119000 | Household and toilet articles; n.e.c. in heading no. 6911, of porcelain or china  | 15 269            | 198 038    | 54 026                  | 549 097    |
| 69120000 | Tableware&kitchenware,oth household toilet art,oth thanporcelain/china  | 381 596           | 3 700 624  | 1 153 550               | 12 626 909 |
| 69131090 | Oth thn ornamental cigarette box&ashtray of porcelain/china   | 17 495            | 196 148    | 59 479                  | 567 427    |
| 69139010 | Ornamental cigarette box&ashtray of oth thn porcelain/china   | 1 600             | 3 443      | 954                     | 2 769      |
| 69139090 | Oth thn ornamental cigarette box&ashtray of oth porcelain/china   | 74 707            | 803 504    | 153 629                 | 2 790 928  |
| 69141000 | Ceramic articles n.e.c. in chapter 69; of porcelain or china  | 132 439           | 1 050 785  | 610 731                 | 4 040 211  |

Tabel 3 : Ekspor Indonesia menurut Komoditi ( Kode HS 8 digit )

|          |  | Oktober 2020      |             |                         |            |
|----------|--|-------------------|-------------|-------------------------|------------|
| Kode H S | Uraian golongan barang   | Berat bersih (Kg) |             | Nilai F.O.B. ( U S \$ ) |            |
|          |  | Bulan ini         | Kumulatif   | Bulan ini               | Kumulatif  |
| (1)      | (2)  | (3)               | (4)         | (5)                     | (6)        |
| 69149000 | Ceramic articles n.e.c. in chapter 69; other than of porcelain or china  | 224 735           | 1 744 139   | 607 119                 | 3 224 010  |
| 70021000 | Glass in balls   | -                 | 3           | -                       | 60         |
| 70023110 | Fused quartz/oth fused silica for vacuum tubes   | -                 | 15          | -                       | 1 438      |
| 70023190 | Oth of fused quartz/oth fused silica for vacuum tubes  | -                 | 131         | -                       | 25 819     |
| 70023210 | Other glass having linear coef <=5 x 10-6Kelvin in temp(0 ?C to 300) ?C, a kind used to manufacture vacuum tubes     | 70                | 115         | 6                       | 9          |
| 70023230 | Borosilicate glass tubes used to manufacture phial/ampoules  | -                 | 39 217      | -                       | 80 385     |
| 70023240 | Oth glass in tubes,linear coef<=5x106 with 3mm<=diameter<22m   | -                 | 4           | -                       | 59         |
| 70023920 | Oth transparent neutral glass for enamel glass,with 3mm<=diameter<22m  | 5                 | 622         | 136                     | 2 582      |
| 70023990 | Oth glass having linear coeff. 0-300c oth thn vacum&boro silict glas tube  | 5 413             | 15 713      | 32 834                  | 217 786    |
| 70031210 | Cast&rolled glass,non-wired sheet,coloured,opacified,flushed reflecting/non layer,optical glass,not optically worked | -                 | 7           | -                       | 5          |
| 70031220 | Cast&rolled glass,non-wired sheet,coloured,opacified,flushed reflecting/non layer,in squares shape,not optical glass | 2 175             | 6 485       | 2 352                   | 7 061      |
| 70031290 | Other cast&rolled glass,non-wired sheet,coloured,opacified, flashed,reflecting layer/non layer                       | 2 088             | 129 620     | 7 093                   | 128 720    |
| 70031910 | Cast&rolled glass,non-wired sheet,optical glass,not optically worked   | -                 | 17          | -                       | 1 541      |
| 70031990 | Cast&rolled glass,non-wired sheet,in squares shape,not optical glass   | -                 | 113 783     | -                       | 52 717     |
| 70033010 | Cast glass and rolled glass, profiles in squares/rectangular shape including 1 or more corners cut                   | -                 | 3 183       | -                       | 2 171      |
| 70033090 | Other cast glass and rolled glass in profiles  | -                 | 1 256       | -                       | 3 146      |
| 70042090 | Optical drawn,blown glass,optically worked,flashd,opacified absorbent  | 416               | 27 591      | 2 976                   | 112 451    |
| 70049010 | Oth optical drawn,blown,not optically worked opacified,flushed,absorbent   | -                 | 1           | -                       | 4          |
| 70049090 | Oth optical drawn,blown glass,optically worked,flushed,opacified,absorbent   | 4 274             | 128 624     | 10 582                  | 197 758    |
| 70051010 | Optical float glass,not optically worked,flushed,opacified,absorbent   | 5 074 142         | 59 232 572  | 1 288 629               | 15 693 543 |
| 70051090 | Oth non-wired glass,absorbent reflecting/non-reflectinglayer   | 2 005 968         | 19 156 927  | 1 288 894               | 12 642 662 |
| 70052110 | Oth non-wired glass,colored,opacified optical glass,notoptically worked  | 11 073 634        | 117 768 889 | 3 545 351               | 39 234 535 |
| 70052190 | Oth non-wired glass,colored,optically worked,flushed,opacified   | 20 856 784        | 122 699 808 | 7 720 543               | 45 861 535 |
| 70052990 | Oth non-wired glass,not colored,optically worked   | 3 645 619         | 30 176 508  | 987 887                 | 7 696 087  |
| 70053000 | Float glas&surface ground/polish glas,wired glass  | -                 | 23 505      | -                       | 79 973     |
| 70060090 | Optical glass,optically worked for glass of heading70.03,70.04,70.06   | 16 794            | 181 122     | 37 774                  | 391 200    |
| 70071110 | Toughened(tempered)safety glass suitable for vehicles ofchapter 87   | 126 084           | 1 370 580   | 420 948                 | 3 669 716  |
| 70071910 | Toughened(temperd)safety glass suitable for machine of head84.29/84.30   | -                 | 32          | -                       | 1 241      |
| 70071990 | Toughened(tempered)safety glass suitable for oth machinery0  | 91 706            | 919 834     | 62 462                  | 993 711    |
| 70072110 | Laminated safety glass suitable for vehicles of chapter 870  | 251 555           | 2 792 290   | 685 993                 | 6 711 683  |
| 70072120 | Laminated safety glass suitable for aircraft/spacecraft/chapter 88   | -                 | 142         | -                       | 26 250     |
| 70072140 | Laminated safety glass suitable for ships,boats,floatingstruct,chapter 88  | -                 | 10          | -                       | 1 170      |
| 70072990 | Laminated safety glass suitable for oth machinery  | 46 666            | 950 268     | 33 066                  | 1 214 705  |
| 70080000 | Multiple-walled insulating units of glass  | 30 659            | 214 212     | 96 794                  | 601 998    |
| 70091000 | Rear-view mirrors for vehicles   | 15 583            | 107 003     | 269 348                 | 1 696 444  |
| 70099100 | Glass mirros, unframed   | 1 805 804         | 13 073 982  | 1 086 356               | 7 857 274  |
| 70099200 | Glass mirros, framed   | 189 687           | 1 420 547   | 847 772                 | 6 892 318  |
| 70101000 | Ampoules of glass  | 20 953            | 258 226     | 189 825                 | 2 451 985  |
| 70102000 | Stoppers, lids & oth closures of glass   | -                 | 1 685       | -                       | 8 454      |
| 70109010 | Carboys & demijohns  | -                 | 188 704     | -                       | 149 202    |

Tabel 3 : Ekspor Indonesia menurut Komoditi ( Kode HS 8 digit )

|          |  | Oktober 2020      |            |                         |            |
|----------|--|-------------------|------------|-------------------------|------------|
| Kode H S | Uraian golongan barang   | Berat bersih (Kg) |            | Nilai F.O.B. ( U S \$ ) |            |
|          |  | Bulan ini         | Kumulatif  | Bulan ini               | Kumulatif  |
| (1)      | (2)  | (3)               | (4)        | (5)                     | (6)        |
| 70109040 | Bottles&vials for antibiotics,serums,oth injectables,intravenous infus   | 154 853           | 1 852 518  | 1 329 498               | 13 803 000 |
| 70109091 | Oth bottle for intravenous fluid of a cpacity exceeding 1  | -                 | 21         | -                       | 115        |
| 70109099 | Oth bottle intravenous fluid of a cpacity not exceeding 1  | 2 480 592         | 18 950 024 | 1 120 099               | 8 793 353  |
| 70111090 | Glass envelops for electric lighting, oth than stem  | -                 | 1 736      | -                       | 2 027      |
| 70112000 | Glass envelops for cathode-ray tubes   | 1 240             | 2 138      | 6 486                   | 22 207     |
| 70131000 | Glassware of a kind used for table,kitchen, toilet,office of glass-ceramic   | 47 089            | 461 508    | 40 603                  | 525 645    |
| 70132200 | Stemware drinking glasses,oth thn glass ceramics,of leadcrystal  | -                 | 534        | -                       | 5 769      |
| 70132800 | Stemware drinking glasses,neither glass-ceramics nor leadcrystal   | 141 550           | 1 409 799  | 152 248                 | 1 180 619  |
| 70133300 | Glassware; drinking glasses (not stemware), of lead crystal  | -                 | 2 909      | -                       | 13 770     |
| 70133700 | Glassware; drinking glasses (not stemware), other than of lead crystal or glass-ceramics   | 70 009            | 1 432 454  | 54 246                  | 974 358    |
| 70134100 | Glassware for table(not drinking glass)kitchen purpose,oflead crystal  | -                 | 435        | -                       | 1 895      |
| 70134200 | Glassware for table not drinking glass)ktchn,linear coef<5x106/Kelvin,0-3000C  | 3 601             | 37 072     | 2 948                   | 109 087    |
| 70134900 | Glassware of a kind used for table or kitchen purposes (not drinking glasses or of glass-ceramics), of glass n.e.c. in item no. 7013.4                       | 2 566 480         | 27 509 653 | 1 902 623               | 19 942 569 |
| 70139100 | Glassware; n.e.c. in heading no. 7013, of lead crystal   | -                 | 137        | -                       | 2 671      |
| 70139900 | Glassware; n.e.c. in heading no. 7013, other than of lead crystal  | 281 443           | 3 251 984  | 625 598                 | 8 352 979  |
| 70140010 | Signalling glassware&optical element for motor vehicles,not thse of headng 70.15   | -                 | 33         | -                       | 41         |
| 70140090 | Other signalling glassware&optical elements of glass,not optically worked  | 14                | 87         | 269                     | 3 457      |
| 70151000 | Glasses for corrective spectacles  | -                 | 1 811      | -                       | 60 504     |
| 70159010 | Clock or watch glasses   | -                 | 86         | -                       | 91         |
| 70159090 | Glasses for non-corrective spectacles; hollow glass spheres&their segments   | 1                 | 257        | 37                      | 6 178      |
| 70161000 | Glass cubes&oth glass smallwares,for mosaics/decorative purposes   | 1 784             | 5 432      | 17 599                  | 121 582    |
| 70169000 | Multicellular or foam glass; in blocks, panels, plates, shells or similar forms; paving blocks, slabs, bricks and other articles of pressed or moulded glass | 1 580 710         | 19 675 523 | 705 810                 | 8 498 134  |
| 70171010 | Quartz reactor tubes&holders glass,for production of semiconductor wafers  | -                 | 5          | -                       | 16         |
| 70171090 | Laboratory/pharmaceutical glass of fused quartz/oth fusedsilica; other   | -                 | 46         | -                       | 164        |
| 70172000 | Laboratory,hygienic/pharmaceutical w/coef< 5x106/kelvin,0-3000c  | 8 400             | 43 973     | 174 160                 | 940 466    |
| 70179000 | Laboratry,hygienic/pharmaceutical glasswre,nor fused quartz/fused silica   | 7 253             | 108 861    | 116 399                 | 1 862 743  |
| 70181010 | Glass beads  | 116               | 13 057     | 2 181                   | 113 372    |
| 70181090 | Imitation pearls, imitation precious/semi-precious stonesand similar glass smallwares  | 1 410             | 13 874     | 4 567                   | 63 011     |
| 70182000 | Glass microspheres<=1 mm in diameter   | 1                 | 31         | 35                      | 179        |
| 70189010 | Glass eyes of glass microspheres<=1 mm in diameter   | -                 | 99         | -                       | 314        |
| 70189090 | Glass eyes,not prsthtc artcls,ornamnt of lamp-worked glass,not imittn jewellry   | 3 344             | 11 551     | 21 293                  | 92 333     |
| 70191100 | Chopped strands,of a length <= 50 mm   | 13 200            | 13 205     | 17 406                  | 17 411     |
| 70191200 | Rovings of glass fibres  | 219               | 4 505      | 1 632                   | 19 754     |
| 70191910 | Yarn of glass fibres   | -                 | 14         | -                       | 57         |
| 70191990 | Sliver of glass fibres   | 1 556             | 19 337     | 5 965                   | 81 235     |
| 70193100 | Mats of glass fibres   | 58 121            | 281 672    | 284 158                 | 1 273 444  |
| 70193910 | Asphalt/coal-tar impregnatd glass-fibre outerwrap forpipelines   | -                 | 70         | -                       | 2 624      |
| 70193990 | Mattresses,boards&similar nonwoven products of glass fibres  | -                 | 504        | -                       | 16 539     |
| 70194000 | Woven fabrics of glass fibres rovings  | -                 | 1 039 009  | -                       | 982 388    |

Tabel 3 : Ekspor Indonesia menurut Komoditi ( Kode HS 8 digit )

|          |   | Oktober 2020      |           |                         |               |
|----------|---|-------------------|-----------|-------------------------|---------------|
| Kode H S | Uraian golongan barang  | Berat bersih (Kg) |           | Nilai F.O.B. ( U S \$ ) |               |
|          |   | Bulan ini         | Kumulatif | Bulan ini               | Kumulatif     |
| (1)      | (2)   | (3)               | (4)       | (5)                     | (6)           |
| 70195100 | Glass fibres; woven fabrics (other than of rovings), of a width not exceeding 30cm  | -                 | 8         | -                       | 386           |
| 70195200 | Glass fibres; woven fabrics (oth of rovings), of a width exceeding 30cm, plain weave, weighing less than 250g/m2, of filaments measuring per single yarn not +136 tex | 294               | 9 227     | 2 515                   | 87 366        |
| 70195900 | Glass fibres; woven fabrics (other than of rovings), n.e.c. in item no. 7019.5  | 63                | 3 690     | 1 314                   | 34 343        |
| 70199010 | Glass fibres (including glass wool)   | 8 949             | 72 592    | 72 794                  | 517 164       |
| 70199020 | Blinds of glass fibres  | -                 | 31        | -                       | 110           |
| 70199090 | Other article of glass fibres   | 36 631            | 492 032   | 181 578                 | 1 173 177     |
| 70200011 | Glass moulds for the manufacture of acrylic goods   | 5 988             | 20 539    | 17 835                  | 54 113        |
| 70200019 | Glass moulds for other purposes   | 57 534            | 192 000   | 139 581                 | 709 592       |
| 70200030 | Glass inner for vacuum flasks/oth vacuum vessels  | -                 | 45        | -                       | 102           |
| 70200040 | Evacuated tubes for solar energy collectors   | -                 | 40        | -                       | 96            |
| 70200090 | Other articles of glass.  | 60 002            | 433 056   | 153 109                 | 1 459 617     |
| 71012100 | Cultured pearls,fresh water,unworked  | 1 909             | 5 032     | 5 581 542               | 31 450 539    |
| 71012200 | Cultured pearls,salt water,unworked   | -                 | 126       | -                       | 1 169 916     |
| 71022900 | Diamonds,worked,not mounted/set,industrial  | 0                 | 0         | 12 343                  | 140 604       |
| 71031010 | Precious stones,unworked/simplely sawn/roughly shaped,rubies  | 206               | 206       | 11 100                  | 11 100        |
| 71031090 | Oth precious stones,unworked/simplely sawn/roughly shaped   | 2 558             | 3 694     | 3 229                   | 95 418        |
| 71039190 | Sapphires & emeralds, worked  | 1 303             | 3 209     | 4 073                   | 143 220       |
| 71039900 | Stones; precious & semi-precious stones, oth rubies, sapphires & emeralds), worked oth simply sawn or roughly shaped, not strung, mounted/set                         | -                 | 1 176     | -                       | 5 857         |
| 71042000 | Stones; precious or semi-precious, synthetic or reconstructed, unworked or simply sawn, roughly shaped, temporarily strung for transport convenience                  | -                 | 5         | -                       | 45            |
| 71049000 | Stones; precious or semi-precious, synthetic/reconstruct, worked/graded or not, temporarily strung for transport convenience, n.e.c. in item no. 7104.20              | 102               | 606       | 2 575                   | 15 413        |
| 71059000 | Dust&powder/of other natural/synthetic precious/semiprecious stones   | -                 | 1         | -                       | 5             |
| 71061000 | Silver powder   | 600               | 8 370     | 469 529                 | 5 772 732     |
| 71069100 | Silver, unwrought   | 13 667            | 147 708   | 10 347 821              | 91 207 094    |
| 71070000 | Base metals clad with silver,not further  | -                 | 15        | -                       | 40            |
| 71081210 | Gold in lumps, ingots or cast bars  | 5 627             | 96 618    | 340 972 559             | 5 279 808 413 |
| 71103900 | Rhodium, wrought  | 1                 | 1         | 1                       | 1             |
| 71104190 | Iridium,osmium&ruthenium,in other forms,unwroughtsponge,unwrought   | 17                | 17        | 50                      | 50            |
| 71123000 | Ash containing precious metal or precious metal compounds   | -                 | 60        | -                       | 20 766        |
| 71129100 | Waste and scrap of gold, including metal clad with gold but excluding sweepings containing other precious metals  | 176               | 2 508     | 10 467 828              | 69 698 585    |
| 71129200 | Waste and scrap of platinum, incl metal clad with platinum but excluding sweepings containing other precious metals   | 407               | 79 909    | 32 871                  | 4 961 557     |
| 71129910 | Waste and scrap of silver,including metal clad with silver but excluding sweepings containing other precious metals   | 3 591             | 26 487    | 505 461                 | 6 442 301     |
| 71129990 | Waste and scrap of a kind used principally for the recoveryof precious metal, oth gold, platinum and silver   | 138 776           | 1 318 714 | 94 935 909              | 852 841 147   |
| 71131110 | Part of silver jewellery articles, whether or notplated or clad with precious metal   | 359               | 2 140     | 879 869                 | 5 446 018     |
| 71131190 | Silver jewellery articles, whether or notclad with precious metal   | 6 107             | 53 434    | 6 437 513               | 46 613 446    |
| 71131910 | Part of jewellery of precious metal (excl silver), whetheror not plated or clad with  | 31                | 328       | 824 548                 | 2 973 376     |
| 71131990 | Articles of jewellery of precious metal, whether or notplated or clad with  | 3 819             | 30 653    | 113 812 298             | 1 138 429 648 |
| 71132010 | Part of base metal jewellery, clad withprecious metal   | -                 | 6         | -                       | 123           |
| 71132090 | Base metal jewellery , clad with precious metal   | 154               | 846       | 13 957                  | 65 320        |
| 71141100 | Articles of silversmiths' wares and parts there of, precious metal or of metal clad with precious metal   | 37                | 1 851     | 4 132                   | 600 258       |
| 71141900 | Articles of goldsmiths' wares and parts there of, precious metal or of metal clad with precious metal   | 300               | 510       | 925                     | 2 474         |



Tabel 3 : Ekspor Indonesia menurut Komoditi ( Kode HS 8 digit )

| Kode H S | Uraian golongan barang  | Berat bersih (Kg) |               | Nilai F.O.B. ( U S \$ ) |               |
|----------|---|-------------------|---------------|-------------------------|---------------|
|          |   | Bulan ini         | Kumulatif     | Bulan ini               | Kumulatif     |
|          |   | (1)               | (2)           | (3)                     | (4)           |
| 71142000 | Articles of base metal wares and parts there of, clad with precious metal   | -                 | 5             | -                       | 3 110         |
| 71151000 | Catalysts in the form of wire cloth or grill, of platinum   | -                 | 515           | -                       | 7 205         |
| 71159010 | Other articles of precious metal of gold or silver  | -                 | 64            | -                       | 14 092        |
| 71159020 | Other articles of metal clad with gold or silver  | -                 | 0             | -                       | 164           |
| 71161000 | Articles of natural or cultured pearl   | 57                | 191           | 330                     | 10 532        |
| 71162000 | Articles of precious or semi-precious stones (natural, synthetic or reconstructed)  | 3 332             | 18 059        | 38 035                  | 181 649       |
| 71171110 | Part of imitation jewellery of base metal, whether or not plated with precious metal parts of cuff-links and studs          | -                 | 23            | -                       | 1 069         |
| 71171190 | Imitation jewellery of base metal, whether or not plated with precious metal cuff-links and studs                           | 4 011             | 36 352        | 327 395                 | 2 940 730     |
| 71171910 | Imitation jewellery of base metal, whether or not plated with precious metal, bangles                                       | 1                 | 51            | 325                     | 1 835         |
| 71171920 | Other imitation jewellery of base metal, whether or not plated with precious metal  | 7 418             | 93 503        | 843 384                 | 5 137 086     |
| 71171990 | Part of other imitation jewellery of base metal, whether or not plated with precious metal                                  | 7 387             | 91 001        | 266 413                 | 2 790 894     |
| 71179011 | Bangles, wholly of plastics or glass  | 422               | 7 664         | 199 145                 | 653 427       |
| 71179012 | Bangles, wholly of wood, tortoise shell, ivory, bone, horn, coral, mother-of-pearl & other animal carving material          | 53                | 1 729         | 2 337                   | 24 127        |
| 71179019 | Imitation jewellery, bangles, of other material   | 780               | 4 117         | 131 760                 | 365 867       |
| 71179021 | Other Imitation jewellery, wholly of plastics or glass  | 470               | 19 532        | 13 137                  | 172 799       |
| 71179022 | Other Imitation jewellery, wholly wood, tortoise shell, ivory mother of-pearl, mineral/oth animal carving material          | 7 390             | 105 064       | 42 108                  | 398 605       |
| 71179023 | Other Imitation jewellery, wholly of porcelain/china  | -                 | 1             | -                       | 313           |
| 71179029 | Other imitation jewellery of other material   | 205               | 7 014         | 18 248                  | 140 405       |
| 71179091 | Imitation jewellery, parts wholly of porcelain/china  | -                 | 280           | -                       | 24 929        |
| 71179092 | Imitation jewellery, parts wholly wood, tortoise shell, ivory, mother pearl & vegetable/mineral/oth animal carving material | 442               | 5 352         | 9 870                   | 95 569        |
| 71179099 | Oth than imitation jewellery, parts wholly of porcelain or china  | 1 778             | 27 452        | 96 383                  | 931 444       |
| 71181010 | Coin (other than gold coin), not being legal tender, silver coin  | -                 | 90            | -                       | 975           |
| 71181090 | Other than gold & silver coin not being legal tender  | 24                | 206           | 703                     | 28 105        |
| 71189090 | Other than Gold & silver coin, whether or not legal tender  | -                 | 27            | -                       | 852           |
| 72011000 | Pig iron & spiegeleisen in pig, block/oth primary form, nonalloy pig iron weight <= 0.5% phosphorus                         | 30 947 000        | 93 354 077    | 11 714 058              | 31 935 578    |
| 72015000 | Pig iron & spiegeleisen in pig, alloy pig iron, spiegeleisen  | -                 | 165 740 231   | -                       | 111 216 120   |
| 72022100 | Ferro-alloys, silicon weight >55% silicon   | -                 | 0             | -                       | 1 116         |
| 72023000 | Ferro-silico-manganese  | 3                 | 3 833 183     | 30                      | 4 035 971     |
| 72026000 | Ferro alloy nickel  | 279 358 261       | 2 317 767 238 | 487 666 287             | 3 678 789 906 |
| 72029900 | Ferro-alloys; n.e.c. in heading no. 7202  | 7 054             | 13 466        | 18 074                  | 36 319        |
| 72031000 | Ferrous product obtained direct reduction iron ore pellet/similar forms & min purity weight <= 99.94 %                      | 38 433 257        | 55 577 659    | 1 798 979               | 2 486 275     |
| 72039000 | Ferrous product obtained by not direct reduction of pellets/similar forms & min purity by weight <= 99.94 %                 | -                 | 89            | -                       | 860           |
| 72041000 | Ferrous waste & scrap, remelting scrap ingots of iron/steel cast iron   | 110 777           | 656 147       | 26 298                  | 240 124       |
| 72042100 | Ferrous waste & scrap, remelting scrap ingots of iron/steel stainless steel   | 4 931 205         | 39 441 395    | 5 097 737               | 39 694 015    |
| 72044100 | Waste & scrap, turning, shaving, chip, milling waste, sawdust, filing, trimming & stamping, whether/not in bundle           | -                 | 1             | -                       | 1             |
| 72044900 | Ferrous waste and scrap; n.e.c. in heading no. 7204   | 50 164            | 797 660       | 16 978                  | 280 115       |
| 72051000 | Pig iron, spiegeleisen, iron or steel of granules   | -                 | 7 500         | -                       | 11 760        |
| 72052100 | Pig iron, spiegeleisen, iron or steel of alloy steel  | -                 | 25 021        | -                       | 5 032         |
| 72052900 | Iron or steel, pig iron, spiegeleisen; powders (excluding alloy steel)  | 40 000            | 40 000        | 84 701                  | 84 701        |
| 72061090 | Iron & non-alloy steel in ingots/oth primary form excl iron heading 72.03, weight < 0.6% carbon                             | -                 | 1             | -                       | 3             |
| 72069000 | Iron and non-alloy steel in primary forms, oth than ingots (excluding iron of heading 72.03).                               | 2 637             | 28 248        | 25 363                  | 116 516       |

Tabel 3 : Ekspor Indonesia menurut Komoditi ( Kode HS 8 digit )

|          |  | Oktober 2020      |             |                         |             |
|----------|--|-------------------|-------------|-------------------------|-------------|
| Kode H S | Uraian golongan barang   | Berat bersih (Kg) |             | Nilai F.O.B. ( U S \$ ) |             |
|          |  | Bulan ini         | Kumulatif   | Bulan ini               | Kumulatif   |
| (1)      | (2)  | (3)               | (4)         | (5)                     | (6)         |
| 72071100 | Semi-finish product iron/non-alloy steel weight<0.25%carbon,cross-section,measuring<twice thickness  | 113 976 582       | 543 980 012 | 47 219 334              | 215 082 673 |
| 72071210 | Semi-finish product iron/non-alloy steel slabs<0.25% carbon,cross-sect,measuring<twice the thickness   | 10 326 170        | 291 954 740 | 4 950 731               | 106 614 871 |
| 72071290 | Semi-finish product iron/non-alloy steel thin<0.25% carbon,cross-section,measuring<twice the thickness   | 175               | 8 987       | 983                     | 43 291      |
| 72071900 | Iron or non-alloy steel; semi-finished products of iron or non-alloy steel, containing by weight less than 0.25% of carbon, other than rectangular or square cross-section | 4                 | 125 622     | 80                      | 177 823     |
| 72072092 | Blocks roughly shaped forging; sheet bars,not slabs weight>=0.6% carbon  | 113               | 592         | 1 486                   | 8 790       |
| 72072099 | Other than blocks roughly shaped by forging; sheet bars, not slabs,weight>=0.6% carbon   | 25                | 625         | 8                       | 23          |
| 72081000 | Iron/non-alloy steel in coils, not further worked than hot-rolled,w/patterns relief,width>=600, not clad, plated/coated  | -                 | 8 840       | -                       | 28 067      |
| 72082500 | Iron/non-alloy steel in coils, until hot-rolled, pickled,width>=600mm, of a thickness>=4.75mm;not clad, plated/coated  | 887               | 887         | 662                     | 662         |
| 72082600 | Iron/non-alloy steel in coils, until hot-rolled, pickled,width>=600mm,3mm>=thick< 4.75mm; not clad, plated/coated  | -                 | 1 015 390   | -                       | 482 655     |
| 72082711 | Iron/non-alloy steel in coils,until hot-rolled,width>=600mmpickled;not clad, plated/coated, thick<2mm, carbon>=0.6%  | -                 | 960         | -                       | 17 664      |
| 72082719 | Iron/non-alloy steel in coils,until hot-rolled,width>=600mmpickled; not clad, plated/coated, thick<2mm, carbon<0.6%  | -                 | 369         | -                       | 212         |
| 72082799 | Iron/non-alloy steel in coils,until hot-rolled,width>=600mmpickled; not clad, plated/coated,2mm<=thick>3mm,carbon<0.6%   | 4 962             | 1 693 411   | 7 354                   | 822 660     |
| 72083600 | Iron/non-alloy steel in coils,until hot-rolled,width>=600mmpickled; not clad, plated/coated,of a thick>10mm,carbon<0.6%  | 512 090           | 9 631 570   | 272 176                 | 4 453 457   |
| 72083700 | Iron/non-alloy steel in coils,until hot-rolled,width>=600mmpickled;not clad,plated/coated,4.75mm>=thick<10mm,carbo<0.6%  | 1 819 530         | 42 419 960  | 967 080                 | 19 618 520  |
| 72083800 | Iron/non-alloy steel in coils,until hot-rolled,width>=600mmpickled;not clad,plated/coated,3mm>=thick<3.47mm,carbon<0.6%  | 2 404 710         | 17 687 330  | 1 278 103               | 8 499 659   |
| 72083990 | Iron/non-alloy steel in coils,until hot-rolled,width>=600mmpickled;not clad, plated/coated,3mm<=thick>0.17mm,carbo<0.6%  | 2 263 660         | 7 228 680   | 1 203 537               | 3 686 878   |
| 72084000 | Iron/non-alloy steel not in coils,until hot-rolled,>=600mmwith patterns in relief  | -                 | 1 023       | -                       | 6 992       |
| 72085100 | Iron/non-alloy steel not in coils,until hot-rolled,>=600mmwith patterns in relief of a thickness > 10 mm   | 69 787 410        | 720 331 895 | 32 487 441              | 330 486 946 |
| 72085200 | Iron/non-alloy steel not in coils,until hot-rolled,>=600mmwith patterns in relief >=4.75 mm thicknes<10 mm   | 9 464 632         | 90 971 090  | 5 079 600               | 52 775 322  |
| 72085300 | Iron/non-alloy steel not in coils,until hot-rolled,>=600mmwith patterns in relief >=3 mm thicknes<4.75 mm  | -                 | 1 086 330   | -                       | 515 086     |
| 72085490 | Iron/non-alloy steel not in coils,until hot-rolled,>=600mmwith patterns in relief >=0.17mm&containig <0.6 % of carbon  | -                 | 324 686     | -                       | 158 302     |
| 72089090 | Oth than not in coils, not further worked than hot-rolled,with patterns in relief  | 29 135            | 580 265     | 20 261                  | 485 639     |
| 72091610 | Iron/non-alloy steel, in coil cold-rolled of width >=600 mmnot coated, <1mm&thickness <3mm of a width <1.250 mm  | -                 | 1 711 175   | -                       | 878 122     |
| 72091690 | Iron/non-alloy steel, in coil cold-rolled of width >=600 mmnot coated, <1mm&thickness <3mm of a width >1.250 mm  | 33 384            | 233 688     | 101 434                 | 710 180     |
| 72091710 | Iron/non-alloy steel, in coil cold-rolled of width >=600 mmnot coated,>=0.5mm thickness<1 mm of a width <1.250 mm  | -                 | 800 275     | -                       | 412 687     |

Tabel 3 : Ekspor Indonesia menurut Komoditi ( Kode HS 8 digit )

| Kode H S | Uraian golongan barang  | Berat bersih (Kg) |            | Nilai F.O.B. ( U S \$ ) |            |
|----------|---|-------------------|------------|-------------------------|------------|
|          |   | Bulan ini         | Kumulatif  | Bulan ini               | Kumulatif  |
|          |   | (3)               | (4)        | (5)                     | (6)        |
| 72091790 | Iron/non-alloy steel, in coil cold-rolled of width >=600 mmnot coated,>=0.5mm thickness<1 mm of a width >1.250 mm     | 84                | 8 213      | 80                      | 10 460     |
| 72091810 | Iron/non-alloy steel, in coil cold-rolled of width >=600 mmnot coated& thickness<0.5mm,tin-mill blackplate            | -                 | 639 938    | -                       | 319 969    |
| 72092500 | Not in coils, not further worked than cold-rolled & of a thickness >=3mm  | -                 | 38 907     | -                       | 86 113     |
| 72092610 | Not in coils, not further worked than cold-rolled >1 thickness <3mm, of width <1,250 mm                               | -                 | 119 675    | -                       | 99 944     |
| 72092690 | Not in coils, not further worked than cold-rolled >1 thickness <3mm, of width >1,250 mm                               | -                 | 22 230     | -                       | 25 959     |
| 72092710 | Not in coils, not further worked than cold-rolled >=0.5mm thickness <1mm, of width <1,250 mm                          | -                 | 89 583     | -                       | 71 075     |
| 72092790 | Not in coils, not further worked than cold-rolled >=0.5mm thickness <1mm, of width >1,250 mm                          | -                 | 58 038     | -                       | 88 628     |
| 72092890 | Not in coils, not further worked than cold-rolled >0.5mmthickness>=0.17mm,weight>0.6% carbon                          | -                 | 1 146 745  | -                       | 682 413    |
| 72099090 | Not in coils, not further worked than cold-rolled >0.5mmthickness>=0.17mm,weight>0.6% carbon&not corrugated           | -                 | 2 745      | -                       | 1 228      |
| 72101190 | Iron or non-alloy steel, of a width>= 600 mm, clad, plated/coated tin, thickness>=0.5mm&weight<=0.6 % carbon          | -                 | 438        | -                       | 7 798      |
| 72101210 | Iron or non-alloy steel, of a width>= 600 mm, clad, plated/coated tin, thickness<0.5mm&weight>=0.6 % carbon           | -                 | 1 117 446  | -                       | 502 670    |
| 72101290 | Iron or non-alloy steel, of a width>= 600 mm, clad, plated/coated tin, thickness<0.5mm&weight<=0.6 % carbon           | 536 621           | 889 557    | 307 885                 | 670 028    |
| 72102090 | Iron/non-alloy steel,width>=600 mm,clad,plated/coated lead,incl terne plate,thickness<=1.5mm&weight>0.6 % carbon      | -                 | 15 317     | -                       | 8 120      |
| 72103011 | Iron/non-alloy steel,width>=600 mm,electrolytically coated with zinc,thickness<=1.2mm&weight<0.6 % carbon             | 64 326            | 774 133    | 83 901                  | 574 392    |
| 72103012 | Iron/non-alloy steel,width>=600 mm,electrolytically coated with zinc,1.2mm > thickness <=1.5mm&weight<0.6 % carbon    | -                 | 115 890    | -                       | 73 590     |
| 72103019 | Iron/non-alloy steel,width>=600 mm,electrolytically coated with zinc,1.2mm > thickness >1.5mm&weight<0.6 % carbon     | 2 232             | 209 923    | 46 431                  | 423 218    |
| 72103099 | Iron/non-alloy steel,width>=600 mm,electrolytically coated with zinc, thickness >=1.2mm &weight>=0.6 % carbon         | 667               | 2 297      | 1 145                   | 1 859      |
| 72104199 | Iron/non-alloy steel,width>=600 mm,otherwise coated zinc,corrugated,weight<0.6 % carbon&>1.2 mm                       | 900               | 1 599      | 120                     | 1 193      |
| 72104911 | Iron/non-alloy steel,width>=600 mm,coated zinc by the Ironzinc method,weight <0.04% carbon& thickness<=1.2 mm         | -                 | 25 898     | -                       | 33 672     |
| 72104912 | Oth than iron/non-alloy steel,width>=600 mm,coated zinc byiron zinc method,weight <0.04% carbon& thickness<=1.2mm     | 784 664           | 18 146 345 | 693 048                 | 14 977 936 |
| 72104913 | Oth than iron/non-alloy steel,width>=600 mm,coated zinc byiron zinc method,weight<0.04%carbon&1.2mm<=thickness<=1.5mm | -                 | 523        | -                       | 947        |
| 72104919 | Oth than iron/non-alloy steel,width>=600 mm,coated zinc byiron zinc method,weight<0.04%carbon&<=1.2mm thickness>1.5mm | 670               | 961        | 802                     | 1 649      |
| 72104999 | Oth than iron/non-alloy steel,width>=600 mm,coated zinc byiron zinc method,weight<0.04%carbon&>1.2mm                  | -                 | 933        | -                       | 980        |
| 72105000 | Iron/non-alloy steel,width>=600 mm,coated chromium oxidesor with chromium and chromium oxides                         | 884 892           | 6 160 694  | 1 123 024               | 8 662 671  |
| 72106111 | Iron/non-alloy steel,width>=600 mm,coated aluminium zinc alloys&weight <0.6 % carbon,thickness <=1.2 mm               | 428 394           | 3 157 681  | 309 924                 | 2 574 584  |
| 72106119 | Iron/non-alloy steel,width>=600 mm,coated aluminium zinc alloys&weight <0.6 % carbon, >1.2 mm thickness>1.5mm         | -                 | 3 282      | -                       | 5 948      |
| 72106999 | Iron/non-alloy steel,width>=600 mm,coated aluminium zinc,weight<0.6 %carbon& thickness>1.2mm                          | -                 | 0          | -                       | 22         |
| 72107011 | Painted,varnished/coated with plastics, containing weight<0.6 % carbon & thickness <=1.5 mm                           | -                 | 9 188      | -                       | 12 543     |
| 72107091 | Painted,varnished/coated with plastics, containing weight<0.6 % carbon & thickness >1.5 mm                            | -                 | 60         | -                       | 1 200      |

Tabel 3 : Ekspor Indonesia menurut Komoditi ( Kode HS 8 digit )

| Kode H S | Uraian golongan barang  | Oktober 2020      |           |                         |           |
|----------|---|-------------------|-----------|-------------------------|-----------|
|          |   | Berat bersih (Kg) |           | Nilai F.O.B. ( U S \$ ) |           |
|          |   | Bulan ini         | Kumulatif | Bulan ini               | Kumulatif |
| (1)      | (2)   | (3)               | (4)       | (5)                     | (6)       |
| 72107099 | No painted, varnished/coated with plastics, containing weight<0.6 % carbon & thickness >1.5 mm                              | -                 | 5         | -                       | 51        |
| 72109090 | No painted, varnished/coated with plastics, containing weight<0.6 % carbon & thickness >1.5 mm                              | 44 805            | 311 926   | 94 810                  | 570 671   |
| 72111311 | Iron/non Alloy steel, width<600mm, not coated, width>=150mm, thick<=4mm, <0.6% carbon, relief, hoop&strip, all plates       | -                 | 340       | -                       | 108       |
| 72111319 | Iron/non Alloy steel, width<600mm, not coated, width>=150mm, thick<=4mm, <0.6% carbon, relief & not corrugated              | -                 | 23        | -                       | 72        |
| 72111419 | Iron/non Alloy steel, width<600mm, not coated, width>=150mm, thickness>=4.75mm, weight<0.6%carbon, not coils for re-rolling | -                 | 17 599    | -                       | 25 147    |
| 72111913 | Iron/non Alloy steel, width<600mm, not coated, width>=150mm, thickness<=4.75mm, weight<0.6%carbon, hoop&strip; all plates   | -                 | 945       | -                       | 2 023     |
| 72111919 | Oth than coils for re-rolling, Iron/non alloy steel, width>=150mm width<600mm, thickness<=4.75mm, weight<0.6%carbon         | -                 | 7 219     | -                       | 93 298    |
| 72112320 | Iron/non alloy steel, cold reduced, >=400mm width<600mm, not coated, thickness>=4.75mm, weight<0.25%carbon, hoop&strip      | -                 | 33 467    | -                       | 38 028    |
| 72112390 | Oth than Iron/non alloy steel, cold reduced, >=400mm width<600mm, not coated, thickness<=0.17mm, weight, 0.25%carbon        | -                 | 5 088     | -                       | 6 677     |
| 72112920 | Iron/non alloy steel, cold reduced, >=150mm width<400mm, not coated, thickness>=4.75mm, weight<0.25%carbon, hoop&strip      | -                 | 107       | -                       | 90        |
| 72119019 | Oth than iron/non alloy steel, cold reduced, <=25mm width<=400mm, weight<0.6%carbon, thickness<=0.17mm                      | -                 | 100 000   | -                       | 24 081    |
| 72121019 | Flat-rolled iron/non-alloy steel, coated tin, weight<0.6%carbon, hoop&strip 400mm>width<600mm                               | -                 | 301       | -                       | 25        |
| 72122010 | Flat-rolled iron/non-alloy steel, coated electrolytically zinc, weight>0.6% carbon, hoop&strip <=400mm                      | 2 597             | 2 997     | 3 963                   | 4 689     |
| 72122020 | Flat-rolled iron/non-alloy steel, coated electrolytically zinc, weight<0.6% carbon, thickness<1.5mm                         | -                 | 162       | -                       | 1 704     |
| 72122090 | Flat-rolled iron/non-alloy steel, coated electrolytically zinc, weight<0.6% carbon, thickness>1.5mm                         | 2 236             | 15 709    | 472                     | 2 197     |
| 72123011 | Flat-rolled iron/non-alloy steel, coated zinc, weight<0.6% carbon, hoop&strip width<25mm                                    | -                 | 354       | -                       | 600       |
| 72123012 | Flat-rolled iron/non-alloy steel, coated zinc, weight<0.6% carbon, hoop&strip >=25width<400mm                               | -                 | 595       | -                       | 5 032     |
| 72123013 | Oth than flat-rolled iron/non-alloy steel, coated zinc, weight<0.6%carbon, width<=15mm                                      | -                 | 1 337     | -                       | 3 235     |
| 72123014 | Oth than flat-rolled iron/non-alloy steel, coated the ironzinc alloy, weight<0.04 % carbon                                  | -                 | 219       | -                       | 2 572     |
| 72123019 | Oth than flat-rolled iron/non-alloy steel, coated the ironzinc alloy, weight>0.04 % carbon                                  | -                 | 23        | -                       | 2 281     |
| 72123090 | Oth than flat-rolled iron/non-alloy steel, coated zinc, weight>0.04 % carbon  | 65                | 524 088   | 102                     | 387 486   |
| 72124011 | Flat-rolled iron/non-alloy steel, coated plastics, weight<0.6% carbon, hoop&strip width<400mm                               | 22 000            | 22 000    | 17 155                  | 17 155    |
| 72124019 | Flat-rolled iron/non-alloy steel, coated plastics, weight<0.6% carbon, hoop&other strip width>400mm                         | -                 | 10        | -                       | 25        |
| 72125019 | Other than flat-rolled iron/non-alloy steel, coated chromiumoxides/chromium&chromium oxides, hoop&other universal plates    | -                 | 14 999    | -                       | 85 012    |
| 72125024 | Flat-rolled iron/non-alloy steel, coated aluminium-zincalloys, hoop and strip, width>25 mm                                  | -                 | 50 432    | -                       | 34 891    |
| 72125094 | Flat-rolled iron/non-alloy steel, not coated, hoop and strip,, width>25 mm  | -                 | 39 000    | -                       | 5 370     |
| 72125099 | Oth than flat-roll iron/non-alloy steel, not coated, hoop&strip,, width>25 mm   | -                 | 26        | -                       | 138       |

Tabel 3 : Ekspor Indonesia menurut Komoditi ( Kode HS 8 digit )

| Kode H S | Uraian golongan barang  | Berat bersih (Kg) |             | Nilai F.O.B. ( U S \$ ) |             |
|----------|---|-------------------|-------------|-------------------------|-------------|
|          |   | Bulan ini         | Kumulatif   | Bulan ini               | Kumulatif   |
|          |   | (3)               | (4)         | (5)                     | (6)         |
| 72126011 | Flat-rolled iron/non-alloy steel,clad,weight<0.6%& hoop andstrip,   | -                 | 17 171      | -                       | 73 922      |
| 72126019 | Flat-rolled iron/non-alloy steel,clad,weight<0.6%& thickness>=1.5mm   | -                 | 52          | -                       | 41          |
| 72131010 | Bars&rods,hot-rolled,in irregularly wound coils,iron/nonalloy steel,ribs,rolling process:diameter<50mm                  | 9 504             | 31 142      | 1 406                   | 5 361       |
| 72131090 | Bars&rods,hot-rolled,in irregularly wound coils,iron/nonalloy steel,ribs,rolling process:diameter>50mm                  | 744               | 2 847 201   | 1 449                   | 1 414 732   |
| 72132000 | Iron or non-alloy steel; bars and rods, hot-rolled, in irregularly wound coils, of free-cutting steel                   | 17 243            | 69 360      | 18 053                  | 73 112      |
| 72139110 | Bars&rods,hot-rolled,in irregularly wound coils,iron/nonalloy steel,ribs,measuring diameter<14mm,soldering sticks       | 2 786 690         | 18 862 428  | 1 537 833               | 10 008 239  |
| 72139120 | Bars&rods,hot-rolled,in irregularly wound coils,iron/nonalloy steel,ribs,measuring diameter<14mm,rebars                 | -                 | 6 861 628   | -                       | 3 288 557   |
| 72139190 | Oth than bars&rods,hot-rolled,in irregularly wound coils,iron/non alloy steel,ribs,measuring diameter<14mm,rebars       | 35 999 416        | 249 031 438 | 16 979 838              | 108 719 086 |
| 72139920 | Bars&rods,hot-rolled,in irregularly wound coils,iron/nonalloy steel,ribs,measuring diameter>14mm,rebars                 | 249 990           | 249 990     | 139 995                 | 139 995     |
| 72139990 | Oth than bars&rods,hot-rolled,in irregularly wound coils,iron/non alloy steel,ribs,measuring diameter>14mm,rebars       | -                 | 2 210 602   | -                       | 910 056     |
| 72141019 | Bars&rods iron/non-alloy steel, hot-rolled,twisted after rolling, forged&weight<0.6%,not circular cross-section         | 15 696            | 742 787     | 91 808                  | 4 784 981   |
| 72141029 | Bars&rods iron/non-alloy steel, hot-rolled,twisted after rolling, forged&weight>0.6%,not circular cross-section         | 22                | 122         | 32                      | 94          |
| 72142031 | Containing indentations,ribs,grooves,twisted after rolling,weight<0.6%carbon,cross-section, used concrete reinforcement | -                 | 13 000 015  | -                       | 5 824 006   |
| 72142039 | Containing indentations,ribs,grooves,twisted after rolling,weight<0.6%carbon,cross-section, not used rebars             | 1 194 476         | 13 458 197  | 608 855                 | 6 616 042   |
| 72142041 | Containing indentations,ribs,grooves,twisted after rolling,weight<0.6%carbon,not cross-section, used rebars             | -                 | 1 536 622   | -                       | 832 724     |
| 72142061 | Containing indentations,ribs,grooves,twisted after rolling,weight>0.6%carbon,not cross-section,used rebars              | 24 055            | 299 113     | 7 043                   | 32 487      |
| 72142069 | Containing indentations,ribs,grooves,twisted after rolling,weight>0.6%carbon,not cross-section,not used rebars          | 51 634            | 103 334     | 28 428                  | 55 905      |
| 72143090 | Containing indentations,ribs,grooves,twisted after rolling,weight>0.6%carbon,free cutting steel,not cross-section       | 3 002             | 27 910      | 1 386                   | 13 793      |
| 72149119 | Containing indentations,ribs,grooves,twisted after rolling,0.17%<=weight>0.46%carbon&,1,2%<=weight>1.65% manganese      | -                 | 99          | -                       | 81          |
| 72149919 | Oth than rectangular (other than square) cross-section;weight>=0.6%carbon&weight >1.15% manganese                       | 1 852             | 90 992      | 630                     | 16 109      |
| 72149991 | Rectangular (other than square) cross-section;0.38%<weight=<0.6%carbon,<0.05% fosfor&<=0.05% sulfur                     | 111 334           | 1 141 473   | 83 264                  | 896 409     |
| 72149992 | Rectangular (other than square) cross-section;weight>=0.38%carbon&<1.15% manganese                                      | -                 | 32 516      | -                       | 23 740      |
| 72149999 | Rectangular (other than square)cross-section;<=0.15%weight >0.46% carbon & weight>=1.65% manganese                      | 1 079 626         | 2 730 800   | 583 797                 | 1 555 899   |
| 72151090 | Oth bar&rod iron/non-alloy steel,free-cut steel,not furtherwork than cold finished,not circular cross-section           | -                 | 92 131      | -                       | 190 164     |
| 72159090 | Oth bar&rod iron/non-alloy steel,free-cut steel,further work than cold finished,not kind used rebars                    | 450               | 12 143      | 30                      | 10 892      |
| 72161000 | Angles,shapes&sect iron/non-alloy steel,U,I/H sect,not further worked than hot-rolled/extruded,height<80 mm             | -                 | 15 054      | -                       | 10 111      |
| 72162110 | Angles,shapes&sect iron/non-alloy steel,L sect,not furtherwork than hot-rolled/extrude,height<80 mm,weight<0.6%carbon   | -                 | 25 490      | -                       | 14 784      |

Tabel 3 : Ekspor Indonesia menurut Komoditi ( Kode HS 8 digit )

| Kode H S | Uraian golongan barang  | Oktober 2020      |            |                         |           |
|----------|---|-------------------|------------|-------------------------|-----------|
|          |   | Berat bersih (Kg) |            | Nilai F.O.B. ( U S \$ ) |           |
|          |   | Bulan ini         | Kumulatif  | Bulan ini               | Kumulatif |
| (1)      | (2)   | (3)               | (4)        | (5)                     | (6)       |
| 72162190 | Angles,shapes&sect iron/non-alloy steel,L sect,not furtherwork than hot-rolled/extrude,height<80 mm,weight>0.6%carbon   | -                 | 245 524    | -                       | 130 585   |
| 72162200 | Angles,shapes&sect iron/non-alloy steel,T sect,not furtherwork than hot-rolled/extrude,height<80 mm,weight<0.6%carbon   | 50                | 44 014     | 19 427                  | 644 327   |
| 72163190 | Angles,shapes&sect iron/non-alloy steel,U sect,not further work than hot-roll/extrude,height<80 mm,weight<=0.6%carbon   | 20 894            | 29 601     | 17 607                  | 24 106    |
| 72163210 | Angles,shapes&sect iron/non-alloy steel,I sect,not furtherwork than hot-roll/extrude,thickness<=5mm                     | -                 | 1 250      | -                       | 2 574     |
| 72163290 | Angles,shapes&sect iron/non-alloy steel,I sect,not furtherwork than hot-roll/extrude,thickness>=5mm                     | 75 240            | 3 656 284  | 39 752                  | 2 314 534 |
| 72163319 | Angles,shapes&sect iron/non-alloy steel,H sect,not furtherwork than hot-roll/extrude,carbon<0.6%,thickness flange>=web  | 18 410            | 287 982    | 10 504                  | 165 145   |
| 72164090 | Angle,shape&sect iron/non-alloy steel,L/T sect,not furtherwork than hot-roll/extrude,height>=80mm&weight<=0.6%carbon    | -                 | 19 537     | -                       | 10 159    |
| 72165019 | Angle,shape&sect iron/non-alloy steel,not further work thanhot-roll/extrude,height<80mm&weight<=0.6%carbon              | 12 403            | 19 709     | 7 590                   | 11 871    |
| 72165099 | Angle,shape&sect iron/non-alloy steel,not further work thanhot-roll/extrude,height>80mm&weight<=0.6%carbon              | 460               | 113 052    | 1 842                   | 82 005    |
| 72166900 | Angle,shape&sect iron/non-alloy steel,not further work thancold-formed/finished,obtained from not flat-rolled products  | -                 | 25 072     | -                       | 50 052    |
| 72169110 | Angle,oth than slotted angles,further work than cold finish,from flat-rolled product,weight>=0.6%carbon                 | -                 | 6          | -                       | 913       |
| 72169900 | Angle,oth than slotted angles,further work than hot finish,from flat-rolled product                                     | 15                | 266 880    | 567                     | 444 884   |
| 72171010 | Wire iron/non-alloy steel,not plated, whether/not polished,weight>=0.25%carbon  | 35 586            | 265 890    | 53 700                  | 326 335   |
| 72171022 | Wire iron/non-alloy steel,Bead,reed,wire kind used makingstrands for prestressing concrete; free-cutting steel wire     | 153               | 2 068      | 114                     | 8 606     |
| 72171029 | Oth than wire iron/non-alloy steel,Bead,reed,wire kind usedmaking strands prestressing concrete,free-cutting steel wire | 105               | 2 693      | 62 669                  | 86 326    |
| 72171032 | Wire iron/non-alloy steel,spokes,bead,reed wire;freecutting steel wire  | -                 | 4          | -                       | 5         |
| 72171033 | Wire iron/non-alloy steel,wire of a kind used for makingstrands for prestressing concrete                               | -                 | 82 179     | -                       | 62 526    |
| 72171039 | Oth than wire iron/non-alloy steel,wire of a kind used formaking strands for prestressing concrete                      | 94 967            | 920 603    | 197 932                 | 1 866 191 |
| 72172010 | Wire iron/non-alloy steel,plated/coated with zinc, weight<0.25% carbon  | 3 000             | 61 115     | 4 689                   | 72 005    |
| 72172091 | Wire iron/non-alloy steel,steel core wire kind use forsteel reinforced aluminium conductors weight >=0.45% carbon       | 1                 | 6          | 275                     | 1 072     |
| 72172099 | Wire iron/non-alloy steel,steel core wire kind use forsteel unreinforced aluminium conductor weight<=0.45%carbon        | 1 395 333         | 10 223 011 | 1 143 072               | 8 700 886 |
| 72173019 | Wire iron/non-alloy steel,plated with oth base metal,weight<0.25%carbon,not plated tin                                  | 539 924           | 6 205 126  | 597 028                 | 7 049 890 |
| 72173033 | Wire iron/non-alloy steel,weight>=0.6%carbon,brass coatedsteel wire kind used manufacture of pneumatic rubber tyres     | 25 718            | 87 397     | 52 771                  | 284 494   |
| 72173034 | Wire iron/non-alloy steel,weight>=0.6%carbon,copper coatedsteel wire kind used manufacture of pneumatic rubber tyres    | 56 785            | 503 237    | 12 373                  | 83 445    |
| 72173039 | Wire iron/non-alloy steel,weight>=0.6%carbon,oth brass,copper,tin coated wire use manufact pneumatic rubber tyres       | -                 | 62         | -                       | 353       |
| 72179010 | Oth than wire iron/non-alloy steel,weight<0.25%carbon   | -                 | 2 033      | -                       | 5 466     |
| 72179090 | Oth than wire iron/non-alloy steel,weight>0.25%carbon   | -                 | 5 077      | -                       | 32 144    |

Tabel 3 : Ekspor Indonesia menurut Komoditi ( Kode HS 8 digit )

| Kode H S | Uraian golongan barang   | Oktober 2020      |             |                         |             |
|----------|--|-------------------|-------------|-------------------------|-------------|
|          |  | Berat bersih (Kg) |             | Nilai F.O.B. ( U S \$ ) |             |
|          |  | Bulan ini         | Kumulatif   | Bulan ini               | Kumulatif   |
| (1)      | (2)  | (3)               | (4)         | (5)                     | (6)         |
| 72181000 | Stainless steel in ingots/other primary form,semi-finishproduct stainless steel                                    | 14                | 26 877      | 417                     | 95 191      |
| 72189100 | Steel, stainless; semi-finished products, of rectangular (other than square) cross-section                         | 11 258 630        | 120 189 550 | 18 214 052              | 175 562 541 |
| 72189900 | Steel, stainless; semi-finished products, other than of rectangular cross-section                                  | 87 263 567        | 681 388 204 | 146 617 159             | 978 143 789 |
| 72191100 | Flat-rolled product stainless steel,width>=600mm,unfurtherwork than hot-rolled in coils,thickness>10mm             | 792 340           | 9 893 390   | 1 474 100               | 16 598 290  |
| 72191200 | Flat-rolled product stainless steel,width>=600mm,unfurtherwork than hot-rolled in coils,4.75mm>=thickness<10mm     | 22 994 710        | 266 134 308 | 39 465 887              | 434 793 212 |
| 72191300 | Flat-rolled product stainless steel,width>=600mm,unfurtherwork than hot-rolled in coils,3mm>=thickness<4.75mm      | 46 916 965        | 564 359 742 | 79 344 984              | 897 273 238 |
| 72191400 | Flat-rolled product stainless steel,width>=600mm,unfurtherwork than hot-rolled in coils,thickness<3mm              | 14 921 655        | 159 790 343 | 24 465 213              | 247 760 006 |
| 72192100 | Flat-rolled product stainless steel,width>=600mm,unfurtherwork than hot-rolled not in coils,thickness>10mm         | -                 | 6 308       | -                       | 17 618      |
| 72192200 | Flat-rolled product stainless steel,width>=600mm,unfurtherwork than hot-rolled not in coils,4.75mm>=thickness<10mm | -                 | 363 192     | -                       | 765 317     |
| 72192300 | Flat-rolled product stainless steel,width>=600mm,unfurtherwork than hot-rolled not in coils,3mm>=thickness<4.75mm  | -                 | 1 770       | -                       | 3 397       |
| 72193100 | Flat-rolled product stainless steel,width>=600mm,unfurtherwork than cold-rolled,thickness>=4.75mm                  | -                 | 63 735      | -                       | 158 063     |
| 72193200 | Flat-rolled product stainless steel,width>=600mm,unfurtherwork than cold-rolled,3mm>=thickness<4.75mm              | 22 891 530        | 59 000 101  | 39 778 339              | 100 021 249 |
| 72193300 | Flat-rolled product stainless steel,width>=600mm,unfurtherwork than cold-rolled,1mm>=thickness<3mm                 | 44 116 312        | 251 282 135 | 78 341 647              | 434 578 416 |
| 72193400 | Flat-rolled product stainless steel,width>=600mm,unfurtherwork than cold-rolled,0.5mm>=thickness<1mm               | 4 513 516         | 99 699 455  | 8 644 211               | 177 003 379 |
| 72193500 | Flat-rolled product stainless steel,width>=600mm,unfurtherwork than cold-rolled,thickness<0.5mm                    | 265 678           | 8 897 060   | 566 956                 | 15 731 215  |
| 72199000 | Steel, stainless; flat-rolled, width 600mm or more, n.e.c. in heading no. 7219                                     | 69 448            | 586 371     | 49 538                  | 845 915     |
| 72201190 | Flat roll product stainless,width<600 mm,unfurther workthan hot roll,thickness>=4.75 mm,hoop&strip,width>400mm     | -                 | 1           | -                       | 951         |
| 72201210 | Flat roll product stainless,width<600 mm,unfurther workthan hot roll,thickness<4.75 mm,hoop&strip,width<=400mm     | 8 685             | 11 373      | 12 637                  | 14 072      |
| 72201290 | Flat roll product stainless,width<600 mm,unfurther workthan hot roll,thickness<4.75 mm,hoop&strip,width>400mm      | 602 749           | 4 747 417   | 1 013 241               | 7 440 926   |
| 72202010 | Flat roll product stainless,width<600 mm,unfurther workthan cold roll,thickness<4.75 mm,hoop&strip,width<=400mm    | 11 395            | 363 194     | 42 177                  | 1 242 105   |
| 72202090 | Flat roll product stainless,width<600 mm,unfurther workthan cold roll,thickness<4.75 mm,hoop&strip,width>400mm     | 15                | 540 239     | 118                     | 551 703     |
| 72209090 | Oth than flat roll product stainless,width<600 mm,unfurtherthan hot/cold roll,thick<4.75 mm,hoop&strip,width>400mm | 1 508 845         | 17 394 064  | 2 002 927               | 22 704 082  |
| 72210000 | Bar&rod,hot-roll,irregularly wound coil,stainless steel  | 0                 | 34 270      | 28                      | 65 732      |
| 72221100 | Bar&rod,stainless steel,angle,shape&sect unfurther work hotroll,circular cross section                             | 2                 | 4 625       | 105                     | 1 872       |

Tabel 3 : Ekspor Indonesia menurut Komoditi ( Kode HS 8 digit )

|          |   | Oktober 2020      |           |                         |            |
|----------|---|-------------------|-----------|-------------------------|------------|
| Kode H S | Uraian golongan barang  | Berat bersih (Kg) |           | Nilai F.O.B. ( U S \$ ) |            |
|          |   | Bulan ini         | Kumulatif | Bulan ini               | Kumulatif  |
| (1)      | (2)   | (3)               | (4)       | (5)                     | (6)        |
| 72221900 | Steel, stainless; bars and rods, hot-rolled, hot-drawn or extruded, other than of circular cross-section              | 12 957            | 154 622   | 63 872                  | 1 059 690  |
| 72222010 | Bar&rod,stainless steel,angle,shape&sect unfurther workcold roll,circular cross section                               | -                 | 5         | -                       | 442        |
| 72222090 | Oth than bar&rod,stainless steel,angle,shape&sect unfurtherunfurther work cold roll,circular cross section            | 0                 | 193 105   | 260                     | 211 984    |
| 72223010 | Bar&rod,unfurther work than hot/cold,circular cross-section   | -                 | 1 655     | -                       | 8 270      |
| 72223090 | Oth tha bar&rod,unfurther work than hot/cold,circular crosssection  | 13                | 10 667    | 748                     | 313 495    |
| 72224090 | Bar&rod,stainless steel,angle,shape&sect unfurther workcold roll,circular cross section                               | 6 160             | 253 103   | 11 818                  | 222 143    |
| 72230010 | Wire of stainless steel,cross-section>=3mm  | 202               | 1 698     | 4 765                   | 29 870     |
| 72230090 | Wire of stainless steel,cross-section<=3mm  | 434 501           | 4 739 194 | 1 157 820               | 12 491 261 |
| 72249000 | Steel, alloy; semi-finished products  | -                 | 130 943   | -                       | 119 946    |
| 72251100 | Flat-rolled product oth alloy steel,width>=600mm,siliconelectrical steel,grain-oriented                               | 18 554            | 222 883   | 41 560                  | 472 873    |
| 72251900 | Steel, alloy; flat-rolled, width 600mm or more, of silicon-electrical steel, (other than grain-oriented)              | -                 | 21 831    | -                       | 38 294     |
| 72253090 | Oth than Flat-roll product alloy steel,width>=600mm,othunfurther work than hot roll, in coils,high speed steel        | 10 250            | 11 694    | 14 035                  | 17 949     |
| 72254090 | Oth than flat-roll product alloy steel,width>=600mm,othunfurther work than hot roll,not in coils,high speed steel     | 7 066             | 401 343   | 9 860                   | 552 650    |
| 72255090 | Oth than flat-roll product alloy steel,width>=600mm,othunfurther work than cold roll,high speed steel                 | 5 960             | 91 026    | 9 024                   | 170 826    |
| 72259190 | Oth than flat-roll product steel,width>=600mm,unfurtherwork cold roll,electrolyti coated zinc,high speed steel        | 2 364             | 2 799     | 6 649                   | 10 609     |
| 72259290 | Oth than flat-roll product steel,width>=600mm,unfurtherwork cold roll,othwise coated zinc,high speed steel            | 226 290           | 2 986 947 | 225 148                 | 2 846 772  |
| 72259910 | Oth flat-roll product steel,width>=600mm,unfurtherwork cold roll,high speed steel                                     | -                 | 42        | -                       | 206        |
| 72259990 | Oth than flat-roll product steel,width>=600mm,unfurtherwork cold roll,high speed steel                                | -                 | 734       | -                       | 86         |
| 72261110 | Flat-rolled products of silicon-elect steel,grain-oriented,hoop&strip,width<=400mm                                    | 3 654             | 70 468    | 8 185                   | 166 747    |
| 72261190 | Flat-rolled products of silicon-elect steel,grain-oriented,hoop&strip,400mm<width<=600mm                              | 8 650             | 262 580   | 19 376                  | 621 972    |
| 72261910 | Flat-rolled products of silicon-elect steel,oth than grainoriented,hoop&strip,width<=400mm                            | 349               | 2 003     | 237                     | 1 302      |
| 72261990 | Flat-rolled products of silicon-elect steel,oth than grain,hoop&strip,400mm<width<=600mm                              | -                 | 466 215   | -                       | 316 838    |
| 72262010 | Flat-rolled products of high speed steel,hoop&strip,width<=400mm  | 20 000            | 120 000   | 10 300                  | 60 800     |
| 72269210 | Flat-rolled products not high speed&silicon-elect steel,notfurther work than cold-rolled,hoop&strip,width<=400mm      | -                 | 113       | -                       | 276        |
| 72269290 | Flat-rolled products not high speed&silicon-elect steel,notfurther work than cold-rolled,hoop&strip,400mm<width<600mm | -                 | 9 900     | -                       | 53 353     |
| 72269911 | Flat-rolled products not high speed&silicon-elect steel,further work than,hoop&strip,width<=400mm,coated zinc         | -                 | 103       | -                       | 317        |
| 72269999 | Flat-rolled products not high speed&silicon-elect steel,further work than,hoop&strip,width>400mm,not coated zinc      | 5 033             | 38 921    | 18 181                  | 144 299    |
| 72271000 | Bar&rod,hot roll, irregularly wound coil,oth alloy steel,high speed steel   | -                 | 2 016 000 | -                       | 826 560    |
| 72279000 | Steel, alloy; bars and rods, hot-rolled, in irregularly wound coils, n.e.c. in heading no. 7227                       | -                 | 160 380   | -                       | 88 491     |
| 72281090 | Oth bar&rod oth alloy steel; angle,shape&sec,hollow drill,,alloy/non-alloy steel,high speed steel,circular cross-sect | 13 040            | 21 185    | 105 782                 | 166 600    |



Tabel 3 : Ekspor Indonesia menurut Komoditi ( Kode HS 8 digit )

|          |   | Oktober 2020      |            |                         |             |
|----------|---|-------------------|------------|-------------------------|-------------|
| Kode H S | Uraian golongan barang  | Berat bersih (Kg) |            | Nilai F.O.B. ( U S \$ ) |             |
|          |   | Bulan ini         | Kumulatif  | Bulan ini               | Kumulatif   |
| (1)      | (2)   | (3)               | (4)        | (5)                     | (6)         |
| 72283010 | Bar&rod oth alloy steel;angle,shape&sect unfurther work hotroll,circular cross sect                                   | -                 | 14 382     | -                       | 21 397      |
| 72283090 | Oth than bar&rod oth alloy steel;angle,shape&sect unfurtherwork hot roll,circular cross sect                          | 543 455           | 3 415 286  | 453 858                 | 2 801 186   |
| 72284010 | Bar&rod oth alloy steel;angle,shape&sect unfurther workforged,circular cross sect                                     | -                 | 8 580      | -                       | 35 951      |
| 72284090 | Oth than bar&rod oth alloy steel;angle,shape&sect unfurtherwork forged,circular cross sect                            | -                 | 369        | -                       | 86          |
| 72285010 | Bar&rod oth alloy steel;angle,shape&sect unfurther workcold-formed/finished,circular cross sect                       | 6 448             | 133 343    | 5 244                   | 104 775     |
| 72285090 | Oth than bar&rod oth alloy steel;angle,shape&sect unfurtherwork cold-formed/finished,circular cross sect              | -                 | 14         | -                       | 38          |
| 72286090 | Oth than bar&rod,circular cross sect  | 8                 | 694        | 554                     | 10 314      |
| 72287090 | Oth bar&rod oth alloy steel;angle,shape&sect unfurther workhot roll   | -                 | 7 295      | -                       | 3 530       |
| 72288019 | Oth bar&rod oth alloy steel; angle,shape&sec,hollow drill,sect unfurther hot roll,weight>=0.6%,,circular cross-sect   | -                 | 3 276      | -                       | 718         |
| 72288090 | Oth bar&rod oth alloy steel; angle,shape&sec,hollow drill,sect unfurther hot roll,weight<=0.6%,,circular cross-sect   | -                 | 21         | -                       | 73          |
| 72292000 | Wire of oth silico-manganese steel  | 2                 | 205        | 1                       | 497         |
| 72299020 | Wire of oth than silico-manganese steel,cross-sect<=5.5mm   | 376 685           | 2 613 948  | 1 118 189               | 8 165 741   |
| 72299091 | Wire of containing by weight>=0.5% chromium   | 168 496           | 1 156 173  | 468 389                 | 3 237 417   |
| 72299099 | Other wire of alloy steel   | 28 753            | 393 494    | 83 194                  | 1 146 320   |
| 73011000 | Sheet piling of iron/steel,whether/not drill,punched/madefrom assembled elements                                      | -                 | 1 031 105  | -                       | 1 831 325   |
| 73012000 | Welded angles, shapes and sections of iron or steel   | 282 241           | 747 812    | 522 369                 | 1 357 546   |
| 73021000 | Rails for railway/tramway track construction material ofiron/steel  | -                 | 248 070    | -                       | 48 564      |
| 73024000 | Fish-plates and sole plates for railway/tramwaytrack construction material of iron/steel                              | 18 856            | 446 526    | 7 741                   | 159 561     |
| 73029090 | Chairs, chair wedges, rail chips, bedplates, ties forrailway/tramway track construction material of iron/steel        | 46 870            | 333 886    | 80 944                  | 684 976     |
| 73030011 | Hubless tubes and pipes, of cast iron   | 465               | 42 230     | 5 104                   | 365 869     |
| 73030019 | Tubes and pipes with hub, of cast iron  | 158 339           | 191 624    | 256 802                 | 335 120     |
| 73030091 | Hollow profiles, of cast iron with external diameter not exceeding 100 mm   | -                 | 544        | -                       | 60 533      |
| 73030099 | Hollow profiles, of cast iron with external diameter exceeding 100 mm   | 557               | 110 843    | 225                     | 66 285      |
| 73041100 | Line pipe used for oil/gas pipelines of stainless steel   | 73                | 576 885    | 478                     | 548 013     |
| 73041900 | Line pipe used for oil/gas pipelines oth of stainless steel   | 418 924           | 3 437 765  | 1 350 792               | 18 742 023  |
| 73042210 | Drill pipe of stainless steel used in drilling for oil/gas with yield strength< 80,000 psi & not threaded pipe-end    | -                 | 2 761      | -                       | 52 496      |
| 73042290 | Drill pipe of stainless steel used in drilling for oil/gas with yield strength>=80,000 psi & not threaded pipe-end    | -                 | 206 350    | -                       | 931 465     |
| 73042390 | Oth drill pipe of stainless steel used in drilling for oil/with yield strength>=80,000 psi & not threaded pipe-end    | 7                 | 12 481 436 | 251                     | 18 338 402  |
| 73042490 | Casing and tubing with yield strength less than 80,000 psi and threaded end, of stainless steel                       | 872 442           | 10 807 810 | 5 494 235               | 61 056 516  |
| 73042910 | Casing and tubing with yield strength less than 80,000 psi and not threaded end, not of stainless steel               | -                 | 167 617    | -                       | 467 287     |
| 73042990 | Casing and tubing with yield strength less than 80,000 psi and threaded end, not of stainless steel                   | 3 737 009         | 59 490 893 | 8 269 662               | 108 256 110 |
| 73043110 | Drillrod casing and tubing with pin and box threads, cold-drawn/rolled (cold reduced)                                 | -                 | 29 640     | -                       | 27 000      |
| 73043140 | Circular cross-section, iron/non-alloy steel,diameter<140mm& carbon weight < 0.45%, cold-drawn/rolled (cold reduced)  | 21 303            | 21 303     | 48 768                  | 48 768      |
| 73043190 | Circular cross-section,iron/non-alloy steel,diameter>=140mm & carbon weight >=0.45%, cold-drawn/rolled (cold reduced) | 9 332             | 70 816     | 18 580                  | 94 814      |
| 73043920 | High-pressure pipe capable of withstanding a pressure of not<42,000 psi,not cold-drawn/cold-rolled (cold-reduced)     | 15                | 78         | 257                     | 431         |

Tabel 3 : Ekspor Indonesia menurut Komoditi ( Kode HS 8 digit )

|          |  | Oktober 2020      |            |                         |            |
|----------|--|-------------------|------------|-------------------------|------------|
| Kode H S | Uraian golongan barang   | Berat bersih (Kg) |            | Nilai F.O.B. ( U S \$ ) |            |
|          |  | Bulan ini         | Kumulatif  | Bulan ini               | Kumulatif  |
| (1)      | (2)  | (3)               | (4)        | (5)                     | (6)        |
| 73043990 | Circular cross-section,iron/non-alloy steel,diameter>=140mm&carbon >=0.45%, not cold-drawn/cold-rolled (cold-reduced)  | -                 | 20 305     | -                       | 38 805     |
| 73044100 | Cold-drawn or cold-rolled (cold-reduced), other of circularcross-section, of stainless steel   | -                 | 6 080      | -                       | 46 307     |
| 73044900 | Steel, stainless; (excluding cold-drawn or cold-rolled), tubes pipes and hollow profiles of circular cross-section   | 54 513            | 78 407     | 81 265                  | 193 058    |
| 73045110 | Drillrod casing and tubing with pin and box threads, cold-drawn or cold-rolled (cold-reduced)  | -                 | 33 952     | -                       | 58 815     |
| 73045190 | Other high-pressure pipe capable of withstanding a pressureof not < 42,000 psi, cold-drawn/cold-rolled (cold-reduced)  | 1 143             | 1 173      | 53 218                  | 53 917     |
| 73045990 | Other high-pressure pipe capable of w/ standing a pressure of< 42,000 psi, not cold-drawn/cold-rolled (cold-reduced)   | 24 618            | 1 215 379  | 142 114                 | 5 913 809  |
| 73049010 | Other high-pressure pipe capable of with standing a pressure of not less than 42,000 psi   | -                 | 737 287    | -                       | 313 014    |
| 73049090 | Oth tubes/pipes/hollow profiles,seamless steel, diameter >= 140 mm & carbon weight >= 0.45%  | 19 153            | 143 270    | 85 168                  | 680 865    |
| 73051100 | Line pipe of a kind used for oil or gas pipelines:longitudinally submerged arc welded  | 301 327           | 1 036 429  | 873 568                 | 1 294 347  |
| 73051290 | Line pipe of a kind used for oil or gas pipelines:longitudinally welded,not elect resist welded  | 82 429            | 211 481    | 417 968                 | 1 265 911  |
| 73051910 | Line pipe of a kind used for oil or gas pipelines:spiral or helical submerged arc welded   | 1 974 040         | 1 974 040  | 1 603 623               | 1 603 623  |
| 73051990 | Line pipe of a kind used for oil or gas pipelines:oth spiral or helical submerged arc welded   | 9 000             | 294 686    | 9 447                   | 306 715    |
| 73052000 | Casing of a kind used in drilling for oil or gas   | 1 131 049         | 14 338 365 | 311 378                 | 3 961 319  |
| 73053110 | Stainless steel pipes and tubes of a kind used in drilling for oil or gas longitudinally welded  | 74 419            | 475 145    | 290 397                 | 1 519 197  |
| 73053190 | Oth Stainless steel pipes & tubes high-pressure pipe capable of withstanding a pressure of not less than 42,000 psi  | 62 875            | 72 986     | 462 497                 | 532 893    |
| 73059000 | Iron or steel (excluding cast iron); tubes and pipes n.e.c. in heading no. 7305, having circular cross-sections, external diameter exceeds 406.4mm, (not seamless) | -                 | 5 796      | -                       | 4 697      |
| 73061190 | Oth line pipe of a kind used for oil/gas pipelines; welded,of stainless steel  | 39 409            | 163 845    | 25 091                  | 467 895    |
| 73061910 | Oth line pipe of a kind used for oil/gas pipelines; welded,of stainless steel:Longitudinally electr resist welded (ERW)  | 34 578            | 128 803    | 29 931                  | 137 122    |
| 73061990 | Oth line pipe of a kind used for oil/gas pipelines; welded,of stainless steel,nor ERW &spiral/helical submerged welded   | 14 197            | 340 712    | 18 349                  | 262 049    |
| 73062100 | Casing and tubing of a kind used in drilling for oil/gas welded, of stainless steel  | -                 | 92         | -                       | 502        |
| 73062900 | Iron or steel (excluding cast iron); casing and tubing of a kind used in drilling for oil and gas (other than stainless steel or seamless), n.e.c. in chapter 73   | 576               | 15 217     | 10 223                  | 57 138     |
| 73063011 | Boiler tubes : with an extn diameter < 12.5 mm   | -                 | 24         | -                       | 2 444      |
| 73063019 | Oth boiler tubes : with an extn diameter < 12.5 mm+B1306   | -                 | 6 281      | -                       | 6 677      |
| 73063029 | Oth copper-plated,fluororesin-coated/zinc-chromated steel tube with an extn diamtr<=15 mm:with an extn diamtr < 12.5 mm  | 1 394 077         | 16 739 638 | 1 187 036               | 12 917 517 |
| 73063030 | Pipe used to make sheath pipe(heater pipe) for heat elemnt of elect flat iron/rice cookrs, with an extn diamtr <= 12 mm  | -                 | 9          | -                       | 4 461      |
| 73063049 | Oth pipe used to make sheath pipe(heater pipe) for heating elemnt of elect flat iron/rice cooker, w/extn diamtr<12.5 mm  | -                 | 49         | -                       | 1 123      |
| 73063091 | Pipe to heater pipe for elemnt elect flat,extn dia<=12mm,w/intern dia>=12.5mm,extn dia<140mm&contain weight<0.45%  | 84 623            | 717 750    | 143 650                 | 1 190 252  |
| 73063092 | Pipe to heater pipe elemnt of elect flat,extn dia<=12mm,with intrnl dia>=12.5mm,extrnl dia<140mm&contain weight<0,45%  | 6 688             | 17 903     | 15 920                  | 43 841     |
| 73063099 | Oth pipe to heater pipe,elemnt elect flat,w/extn dia<=12mm,w/intrnl dia>=12.5 mm,extrnl dia<140mm &contain weight<0.45%  | 97 008            | 666 054    | 103 276                 | 759 583    |

Tabel 3 : Ekspor Indonesia menurut Komoditi ( Kode HS 8 digit )

| Kode H S | Uraian golongan barang  | Berat bersih (Kg) |            | Nilai F.O.B. ( U S \$ ) |            |
|----------|---|-------------------|------------|-------------------------|------------|
|          |   | Bulan ini         | Kumulatif  | Bulan ini               | Kumulatif  |
|          |   | (1)               | (2)        | (3)                     | (4)        |
| 73064020 | Stainless steel pipes and tubes, with an external diameter exceeding 105 mm                                       | 1 611             | 1 708      | 3 980                   | 4 879      |
| 73064090 | Oth Boiler tubes, stainless steel pipe&tube, w/extrnl diamtr>105mm, contain weight 30% nickel, w/extrnl dia>=10mm | 6 547             | 532 594    | 72 170                  | 2 218 400  |
| 73065099 | Pipe oth than boiler tubes with an external diameter >12.5mm  | 131 262           | 652 742    | 268 032                 | 1 333 996  |
| 73066110 | Hollow profiles of iron/steel, welded with an external diagonal <12.5 mm  | 18 950            | 55 200     | 10 000                  | 29 200     |
| 73066190 | Hollow profiles of iron/steel, welded with an external diagonal >=12.5 mm   | 49 320            | 734 568    | 80 375                  | 1 164 147  |
| 73069019 | Copper brazed pipes and tubes, with external diagonal cross-section diameter >= 12,5mm                            | -                 | 25         | -                       | 152        |
| 73069099 | Other high pressure pipes   | 9 001             | 231 954    | 29 256                  | 753 986    |
| 73071110 | Hubless tube or pipe fittings   | 897               | 1 744      | 3 688                   | 14 188     |
| 73071190 | Other hubless tube or pipe fittings   | 36 445            | 740 204    | 185 937                 | 2 322 970  |
| 73071900 | Iron or steel; cast fittings, other than of non-malleable cast iron   | 751 631           | 6 722 153  | 1 764 921               | 16 389 471 |
| 73072110 | Flanges, having an internal diameter of less than 15 cm   | 98                | 331        | 1 105                   | 4 070      |
| 73072190 | Other flanges, having an internal diameter of < 15 cm   | 78 158            | 571 762    | 282 989                 | 3 150 592  |
| 73072210 | Threaded elbows, bends and sleeves, having an internal diameter of less than 15 cm                                | 2 992             | 43 468     | 35 322                  | 1 077 235  |
| 73072290 | Other threaded elbows, bends and sleeves, having an internal diameter of less than 15 cm                          | 7 551             | 45 928     | 50 349                  | 1 089 399  |
| 73072310 | Butt welding fittings, having an internal diameter of less than 15 cm   | 5 673             | 8 002      | 31 749                  | 47 305     |
| 73072390 | Other butt welding fittings, having an internal diameter of less than 15 cm                                       | 4 523             | 176 074    | 121 213                 | 3 115 043  |
| 73072910 | Oth Flanges Having an internal diameter of less than 15 cm  | 20 964            | 95 624     | 138 310                 | 419 470    |
| 73072990 | Oth stainless steel oth than flanges, butt welding, threaded elbow, bend & sleeve of iron/steel >=15cm            | 75 262            | 641 934    | 231 806                 | 2 995 014  |
| 73079110 | Oth tube or pipe fittings flanges, internal diameter <15cm  | 4 204             | 76 960     | 21 273                  | 418 810    |
| 73079190 | Oth tube or pipe fittings flanges, internal diameter >=15cm   | 22 870            | 1 017 797  | 269 046                 | 5 100 993  |
| 73079210 | Oth tube/pipe fittings threaded elbows, bends & sleeves, internal diameter <15cm                                  | 72                | 6 805      | 18 261                  | 391 719    |
| 73079290 | Oth tube/pipe fittings threaded elbows, bends & sleeves, internal diameter >=15cm                                 | 157 008           | 2 204 308  | 400 945                 | 3 557 521  |
| 73079310 | Oth tube/pipe fittings, butt welding fittings, internal diameter <15cm  | -                 | 9 823      | -                       | 52 440     |
| 73079390 | Oth tube/pipe fittings, butt welding fittings, internal diameter >=15cm   | 1 400             | 912 086    | 530                     | 3 444 469  |
| 73079910 | Oth tube/pipe fittings, not butt welding fittings/flanges/elbows, bends & sleeve, internal diameter <15cm         | 3 627             | 50 248     | 42 359                  | 863 607    |
| 73079990 | Oth tube/pipe fittings, not butt welding fittings/flanges/elbows, bends, sleeve internal diameter >=15cm          | 333 028           | 4 183 053  | 2 381 388               | 39 589 825 |
| 73081010 | Bridges and bridge sect. prefabricated modular type joined by shear connectors of iron or steel                   | 2 385 639         | 8 386 498  | 4 759 827               | 15 230 701 |
| 73081090 | Other bridges and bridge sections of iron or steel  | 16 131            | 3 163 297  | 29 179                  | 3 237 521  |
| 73082011 | Towers with prefabricated modular of iron or steel type joined by shear connectors                                | -                 | 95 413     | -                       | 83 410     |
| 73082019 | Other towers of iron or steel   | 207 942           | 44 599 324 | 220 606                 | 67 781 101 |
| 73082029 | Other lattice masts of iron or steel  | 63 432            | 145 918    | 73 444                  | 232 364    |
| 73083010 | Doors, of a thickness of 6 mm or more not exceeding 8 mm of iron or steel   | 315               | 2 853      | 667                     | 4 631      |
| 73083090 | Oth Doors, of a thickness of 6 mm or more, of iron or steel   | 3 260             | 87 807     | 20 714                  | 257 686    |
| 73084010 | Equipment for scaffolding, prefabricated modular type joined by shear connectors                                  | -                 | 4 603      | -                       | 15 258     |
| 73084090 | Other equipment for scaffolding, shuttering, propping or pit propping   | 180 892           | 7 659 839  | 338 908                 | 38 722 114 |
| 73089020 | Other prefabricated modular type joined by shear connectors   | -                 | 216 114    | -                       | 3 422 527  |
| 73089040 | Oth corrugated and curved galvanised plates or sheets prepared for use in conduits, culverts or tunnels           | 511               | 24 668     | 71 720                  | 213 960    |
| 73089050 | Rail for ships of iron or steel   | 14 682            | 20 677     | 4 321                   | 6 057      |

Tabel 3 : Ekspor Indonesia menurut Komoditi ( Kode HS 8 digit )

|          |   | Oktober 2020      |            |                         |             |
|----------|---|-------------------|------------|-------------------------|-------------|
| Kode H S | Uraian golongan barang  | Berat bersih (Kg) |            | Nilai F.O.B. ( U S \$ ) |             |
|          |   | Bulan ini         | Kumulatif  | Bulan ini               | Kumulatif   |
| (1)      | (2)   | (3)               | (4)        | (5)                     | (6)         |
| 73089060 | Perforated cable trays of iron or steel   | 110               | 923        | 1 105                   | 25 889      |
| 73089092 | Guardrails of iron or steel   | 40                | 26 573     | 147                     | 83 008      |
| 73089099 | Other guardrails of iron or steel   | 1 378 166         | 37 974 539 | 2 766 988               | 128 561 668 |
| 73090011 | Lined or heat-insulated   | -                 | 12 665     | -                       | 210 170     |
| 73090019 | Other lined or heat-insulated   | 49 105            | 3 831 572  | 2 258                   | 470 246     |
| 73090091 | Other lined or heat-insulated   | -                 | 18 480     | -                       | 94 000      |
| 73090099 | Other not lined or heat-insulated   | 6 000             | 333 511    | 8 840                   | 3 356 963   |
| 73101010 | Tank,cask,drum,can,boxe&similar for any material capacity>50L<=300L,of tinplate   | 10 062            | 93 306     | 32 877                  | 281 455     |
| 73101091 | Tank, cask, drum, can, boxe&similar, capacity>50L<=300L, not tinplate, steel casting, forging/stamping in rough state       | 1                 | 2          | 0                       | 1           |
| 73101099 | Other tank, cask, drum, can, boxe&similar, capacity>50L<=300L, not tinplate, steel casting, forging/stamping in rough state | 12 681            | 249 133    | 24 521                  | 387 989     |
| 73102110 | Cans which are to be closed by soldering or crimping,of capacity <1L  | 92 005            | 252 296    | 285 328                 | 802 842     |
| 73102191 | Cans which are to be closed by soldering or crimping,of capacity <1L of tinplate  | 56 540            | 311 601    | 119 274                 | 767 956     |
| 73102199 | Other cans which are to be closed by soldering or crimping >1L & <50L   | 14 729            | 322 784    | 24 709                  | 615 667     |
| 73102910 | Other casting, forging or stamping, in the rough state, capacity <1L<<50L,of tinplate                                       | 81 922            | 652 308    | 288 543                 | 2 313 601   |
| 73102991 | Other casting, forging or stamping, in the rough state, capacity <1L<<50L,of tinplate                                       | 8 590             | 8 607      | 28 300                  | 28 332      |
| 73102999 | Other not casting, forging or stamping, in the rough statecapacity >1L<<50L,of tinplate                                     | 6 982             | 745 575    | 31 835                  | 1 498 757   |
| 73110023 | Containers for compressed/liquefied gas,of iron/steel seamless steel cylinders,capacity>30L for LPG                         | 631               | 855        | 276                     | 2 276       |
| 73110024 | Containers for compressed/liquefied gas,of iron/steel seamless steel cylinders,capacity>30L &<110L for LPG                  | 22 350            | 128 000    | 12 225                  | 126 125     |
| 73110025 | Oth containers for compressed/liquefied gas seamless steel cylinders, for Liquefied Petroleum Gas (LPG)                     | -                 | 41 145     | -                       | 58 353      |
| 73110027 | Other containers for compressed/liquefied gas,seamless steel cylinders,capacity>30L<<110L                                   | 4 800             | 14 321     | 1 147                   | 12 922      |
| 73110029 | Oth containers for compressed/liquefied gas seamless steel cylinders, capacity>30L  | 210 880           | 1 034 950  | 47 228                  | 427 686     |
| 73110091 | Other Containers for compressed or liquefied gas, of iron or steel with capacity < 7,3L                                     | -                 | 68         | -                       | 4 020       |
| 73110092 | Other Containers for compressed or liquefied gas, of iron or steel with capacity > 7,3L &< 30L                              | -                 | 109        | -                       | 47          |
| 73110094 | Other Containers for compressed or liquefied gas, of iron or steel with capacity > 30L &< 110L                              | -                 | 4 909      | -                       | 21 800      |
| 73110099 | Other Containers for compressed or liquefied gas, of iron or steel with capacity > 110L                                     | 135 405           | 514 542    | 26 425                  | 1 463 071   |
| 73121010 | Standed wire,ropes & cables for locked coil,flattened strands&non rotating wire rope  | 12 970            | 43 964     | 20 562                  | 91 428      |
| 73121020 | Stranded wire,rope&cables by plated or coated with brass & of a diameter <=3mm  | 6 439 344         | 44 128 456 | 9 353 607               | 67 528 859  |
| 73121091 | Other stranded steel wires for prestressing concrete  | 61 502            | 1 683 342  | 54 086                  | 1 251 988   |
| 73121099 | Other stranded wire, rope and cables not prestresed concrete strand wire  | 13 678            | 271 646    | 66 674                  | 859 788     |
| 73129000 | Iron or steel; plaited bands, slings and the like, not electrically insulated   | 536 419           | 5 534 115  | 1 254 222               | 18 395 313  |
| 73130000 | Barbed wire of iron/steel; twisted hoop/single flat wire,barbed/not, & loosely twisted double wire,used for fencing         | 158 484           | 1 114 494  | 252 831                 | 1 745 536   |
| 73141200 | Woven cloth with endless bands formachinery, of stainless steel   | 99                | 738        | 9 189                   | 59 864      |
| 73141400 | Iron or steel; woven cloth, of stainless steel, (other than endless bands for machinery)                                    | 348               | 2 603      | 7 313                   | 65 447      |

Tabel 3 : Ekspor Indonesia menurut Komoditi ( Kode HS 8 digit )

|          |   | Oktober 2020      |           |                         |            |
|----------|---|-------------------|-----------|-------------------------|------------|
| Kode H S | Uraian golongan barang  | Berat bersih (Kg) |           | Nilai F.O.B. ( U S \$ ) |            |
|          |   | Bulan ini         | Kumulatif | Bulan ini               | Kumulatif  |
| (1)      | (2)   | (3)               | (4)       | (5)                     | (6)        |
| 73141990 | Other endless bands for machinery oth than of not stainless steel   | 15                | 18 829    | 172                     | 23 559     |
| 73142000 | Grill,netting&fencing, welded at intersect, of wire withmax cross-sectional dimension>= 3mm & having a mesh>=100cm2                             | 95                | 11 231    | 4 850                   | 159 782    |
| 73143100 | Iron or steel wire; grill, netting and fencing, welded at the intersection, n.e.c. in item no. 7314.20, plated or coated with zinc              | 0                 | 1         | 159                     | 324        |
| 73143900 | Iron or steel wire; grill, netting and fencing, welded at the intersection, n.e.c. in item no. 7314.20, (other than plated or coated with zinc) | -                 | 3 228     | -                       | 5 826      |
| 73144100 | Iron or steel wire; grill, netting and fencing, plated or coated with zinc  | 74 888            | 3 116 071 | 97 269                  | 4 288 885  |
| 73144200 | Iron or steel wire; grill, netting and fencing, coated with plastic   | 69 498            | 574 660   | 92 410                  | 770 002    |
| 73144900 | Iron or steel wire; grill, netting and fencing, coated with materials other than zinc or plastic  | 684               | 5 895     | 213                     | 12 669     |
| 73145000 | Expanded metal  | -                 | 13        | -                       | 40         |
| 73151110 | Roller chain for bicycles or motorcycle chain   | 782               | 12 047    | 39 762                  | 139 204    |
| 73151191 | Other roller chain,transmision type of a pitch length >= 6mm & < 32mm   | -                 | 113 294   | -                       | 41 707     |
| 73151199 | Other roller chain, transmision type of a pitch length > 32 mm  | 9 905             | 47 567    | 52 306                  | 158 097    |
| 73151210 | Other chain, bicycle or motorcycle chain  | -                 | 133       | -                       | 2 038      |
| 73151290 | Other chain, not bicycle or motorcycle chain  | 33                | 9 903     | 7 118                   | 39 817     |
| 73151910 | Part of bicycles ofmotorcycle chain   | 2                 | 33        | 65                      | 1 638      |
| 73151990 | Other part of bicycles ofmotorcycle chain   | 3                 | 112       | 24                      | 5 606      |
| 73152000 | Skid chain of iron or steel   | -                 | 616       | -                       | 4 957      |
| 73158100 | Stud-link of iron or steel  | 33 351            | 637 854   | 158 945                 | 5 669 292  |
| 73158200 | Chain; welded link chain, of iron or steel  | 1 393             | 4 382     | 2 000                   | 11 405     |
| 73158990 | Other chain not formotorcylcles and bicycles  | 1 549             | 106 343   | 404                     | 248 249    |
| 73159090 | Other parts of not bicycle or motorcycle chain  | 366 460           | 3 142 313 | 1 039 801               | 8 703 266  |
| 73160000 | Anchors, grapnels and parts thereof, of iron or steel.  | 60 111            | 413 184   | 67 928                  | 1 291 745  |
| 73170010 | Wire nails of iron or steel   | -                 | 60        | -                       | 15         |
| 73170020 | Staples of iron or steel  | -                 | 1 374     | -                       | 2 463      |
| 73170030 | Dog spikes for rail sleepers; gang nails of iron or steel   | -                 | 1         | -                       | 5          |
| 73170090 | Other wires,staples,dog spikes for sleepes;gang nails of iron or steel  | 169 923           | 1 481 508 | 128 061                 | 1 104 382  |
| 73181100 | Threaded articles, coach screws   | 8                 | 4 039     | 5                       | 291 189    |
| 73181210 | Threaded articles other wood screws having a shank of an external diameter <= 16 mm   | -                 | 65        | -                       | 3 537      |
| 73181290 | Other threaded articles other wood screws   | 3 929             | 19 273    | 16 646                  | 134 645    |
| 73181300 | Screw hooks and screw rings   | 4                 | 5 937     | 152                     | 16 392     |
| 73181410 | Self-tapping screws, having a shank of an external diameter not exceeding 16 mm   | 91                | 34 555    | 1                       | 114 408    |
| 73181490 | Other Self-tapping screw  | 19 402            | 129 278   | 43 031                  | 271 572    |
| 73181510 | Other screws and bolts, whether or not with their nuts , or washers having a shank of an external diameter <= 16 mm                             | 233 087           | 1 831 865 | 907 321                 | 7 746 310  |
| 73181590 | Other screws and bolts, whether or not with their nuts or washers, having a shank of an external diameter > 16 mm                               | 716 014           | 7 353 989 | 2 933 291               | 32 377 619 |
| 73181610 | Nuts for bolts having a shank of an external diameter not exceeding 16 mm   | 105 380           | 870 227   | 1 051 799               | 8 258 252  |
| 73181690 | Other nuts for bolts having a shank of an external diameter not exceeding 16 mm   | 24 082            | 435 663   | 290 450                 | 3 821 618  |
| 73181910 | Other treaded articles having a shank of an external diameter not exceeding 16 mm   | 79 151            | 1 120 860 | 35 247                  | 162 747    |
| 73181990 | Other treaded articles having a shank of an external diameter > 16 mm   | 3 061             | 63 602    | 34 100                  | 727 715    |
| 73182100 | Non-threaded articles, spring washers & other lock washers  | 9 891             | 34 460    | 248 262                 | 851 091    |
| 73182200 | Non-threaded articles, other washers  | 26 035            | 154 583   | 233 344                 | 2 386 372  |
| 73182310 | Rivets, having an external diameter not exceeding 16 mm   | 35                | 160       | 1 161                   | 10 950     |
| 73182390 | Other rivets  | 489               | 5 208     | 6 564                   | 106 416    |
| 73182400 | Cotters and cotter-pin  | 2 859             | 33 770    | 39 429                  | 443 366    |
| 73182910 | Other non articles, having a shank of an external diameter not exceeding 16 mm  | 4 190             | 55 710    | 34 953                  | 426 935    |

Tabel 3 : Ekspor Indonesia menurut Komoditi ( Kode HS 8 digit )

|          |   | Oktober 2020      |            |                         |            |
|----------|---|-------------------|------------|-------------------------|------------|
| Kode H S | Uraian golongan barang  | Berat bersih (Kg) |            | Nilai F.O.B. ( U S \$ ) |            |
|          |   | Bulan ini         | Kumulatif  | Bulan ini               | Kumulatif  |
| (1)      | (2)   | (3)               | (4)        | (5)                     | (6)        |
| 73182990 | Other non articles, having a shank of an external diameter > 16 mm  | 59 638            | 549 112    | 313 368                 | 3 106 143  |
| 73194010 | Safety pins   | 8 963             | 49 787     | 11 281                  | 67 887     |
| 73194020 | Other pins  | 1 427             | 14 930     | 508 274                 | 594 557    |
| 73199010 | Sewing, darning or embroidery needles   | 207               | 876        | 19 689                  | 24 406     |
| 73199090 | Other sewing, darning or embroidery needles   | 2 156             | 39 165     | 5 329                   | 74 616     |
| 73201011 | Suitable for use on motor vehicles of heading 87.02, 87.03 or 87.04   | 2 911 108         | 22 381 104 | 4 720 884               | 38 466 005 |
| 73201012 | Suitable for use on other motor vehicles  | 172 748           | 1 356 653  | 357 685                 | 3 090 448  |
| 73201019 | Other leaf-springs and leaves therefor :  | 13 229            | 228 187    | 22 627                  | 366 757    |
| 73201090 | Other suitable for use on motor vehicles or machinery of heading 84.29 or 84.30   | 90 348            | 1 500 853  | 126 735                 | 2 375 411  |
| 73202011 | Helical spring,suitable for use on motor vehicle/machinery of heading 84.29 or 84.30 for motor vehicles   | 70 241            | 433 655    | 339 644                 | 2 158 742  |
| 73202012 | Helical spring,suitable for use on motor vehicle/machinery of heading 84.29 or 84.30 for earth-moving machinery                                 | -                 | 1 263      | -                       | 25 811     |
| 73202019 | Helical spring,suitable for use on motor vehicle/machinery of head 84.29/84.30 not for motor vhcl/earth-moving machine                          | 2 975             | 41 087     | 46 458                  | 518 447    |
| 73202090 | Other helical spring,suitable for use on motor vhcl/machineof head 84.29/84.30 not for motor vhcl/earth-moving machine                          | 28 854            | 360 572    | 113 657                 | 1 253 918  |
| 73209010 | Other suitable for use on motor vehicles  | 2 623             | 17 072     | 40 291                  | 211 256    |
| 73209090 | Other suitable not for use on motor vehicles  | 85 891            | 1 064 134  | 220 979                 | 2 387 839  |
| 73211100 | Cooking appliances and plate warmers, for gas fuel or for both gas and other fuels  | 129 838           | 692 214    | 801 378                 | 4 417 519  |
| 73211200 | Cooking appliances and plate warmers, for liquid fuel   | -                 | 41 113     | -                       | 189 248    |
| 73211910 | Other, including appliances for solid fuel for solid fuel   | -                 | 72         | -                       | 724        |
| 73211990 | Other, including appliances not for solid fuel  | 2 591             | 19 336     | 14 807                  | 132 194    |
| 73218100 | Domestic appliances; non-electric, (other than cookers and plate warmers), for gas fuel or for both gas and other fuels, of iron or steel       | -                 | 9          | -                       | 135        |
| 73218200 | Domestic appliances; non-electric, (other than cookers and plate warmers), for liquid fuel, of iron or steel                                    | 795               | 9 898      | 159                     | 7 697      |
| 73218900 | Domestic appliances; non-electric, (other than cookers and plate warmers), for solid fuel and fuels other than gas or liquid, of iron or steel  | -                 | 1          | -                       | 2          |
| 73219010 | Parts of kerosene stoves  | 876               | 17 196     | 1 922                   | 59 152     |
| 73219020 | Parts of cooking appliances & plate warmers using gas fuel  | 47 695            | 250 230    | 103 522                 | 607 353    |
| 73219090 | Other parts of kerosene stoves/cooking appliances and plate warmers using gas fuel  | 256               | 30 394     | 2 845                   | 155 431    |
| 73221100 | Radiators and parts there of, of cast iron  | -                 | 620        | -                       | 1 227      |
| 73221900 | Radiators and parts there of, not of cast iron  | 94                | 2 875      | 105                     | 14 113     |
| 73229000 | Air heaters and hot air distributors, (not electrically heated), incorporating a motor-driven fan or blower and parts thereof, of iron or steel | 1 367             | 18 127     | 2 501                   | 17 534     |
| 73231000 | Iron or steel wool; pot scourers and scouring/polishing pads,gloves and the like  | 12 971            | 146 490    | 64 480                  | 652 394    |
| 73239110 | Kitchenware of cast iron, not enamelled   | 11 508            | 108 775    | 17 888                  | 159 810    |
| 73239190 | Tableware/oth household articles and parts thereof,of cast iron, not enamelled :  | 542               | 91 204     | 1 163                   | 306 445    |
| 73239200 | Tableware,kitchenware/oth household articles&parts thereof,of cast iron,enamelled   | 30 064            | 204 818    | 89 996                  | 717 083    |
| 73239310 | Kitchenware of stainless steel  | 84 677            | 510 132    | 565 402                 | 4 582 600  |
| 73239390 | Tableware/oth household articles and parts thereof,of stainless steel   | 66 767            | 469 989    | 721 103                 | 7 291 374  |
| 73239400 | Tableware,kitchenware/oth household articles&parts thereof,of iron (other than cast iron) or steel, enamelled                                   | 239 886           | 1 233 790  | 1 731 556               | 8 252 648  |
| 73239910 | Kitchenware of iron other than stainless steel andcast iron   | 37 836            | 139 162    | 71 622                  | 213 948    |
| 73239920 | Ashtray of iron other than stainless steel and cast iron  | -                 | 53         | -                       | 844        |
| 73239990 | Tableware,kitchenware/oth household articles&parts thereof,of iron other than stainless steel and cast iron                                     | 267 124           | 1 542 829  | 853 314                 | 4 988 649  |
| 73241010 | Sinks and wash basins, of stainless steel, kitchen sinks  | 1 795             | 20 892     | 17 586                  | 155 423    |
| 73241090 | Other sinks and wash basins, of stainless steel   | 3 431             | 50 594     | 33 620                  | 460 562    |

Tabel 3 : Ekspor Indonesia menurut Komoditi ( Kode HS 8 digit )

|          |  | Oktober 2020      |             |                         |               |
|----------|--|-------------------|-------------|-------------------------|---------------|
| Kode H S | Uraian golongan barang   | Berat bersih (Kg) |             | Nilai F.O.B. ( U S \$ ) |               |
|          |  | Bulan ini         | Kumulatif   | Bulan ini               | Kumulatif     |
| (1)      | (2)  | (3)               | (4)         | (5)                     | (6)           |
| 73242110 | Bathtubs having rectangular or oblong interior shape, of cast iron, whether or not enamelled                         | -                 | 520         | -                       | 3 015         |
| 73242190 | Oth bathtubs having rectangular or oblong interior shape, of cast iron, whether or not enamelled                     | -                 | 3 215       | -                       | 21 026        |
| 73242990 | Oth bathtubs not having rectangular/oblong interior shape, not of cast iron, whether or not enamelled                | 9 257             | 12 492      | 114 193                 | 161 945       |
| 73249010 | Other, including parts, flushing water closets or urinals (fixed type)   | -                 | 2 316       | -                       | 5 219         |
| 73249091 | Parts of kitchen sinks or bathtubs   | -                 | 1 389       | -                       | 10 549        |
| 73249093 | Parts of flushing water closets or urinals (fixed type)  | -                 | 114         | -                       | 482           |
| 73249099 | Other parts of kitchen sinks or bathtubs/flushing water closets or urinals (fixed type)                              | 401               | 31 182      | 10 242                  | 313 899       |
| 73251020 | Manhole covers, gratings and frames therefor, of non-malleable cast iron   | -                 | 30 724      | -                       | 60 279        |
| 73251090 | Oth cast articl iron/steel,no malleable cast iron,unmanholecover,gratings&frame therefor/spout&cup for latex collect | 1 083             | 133 907     | 2 737                   | 670 939       |
| 73259100 | Grinding balls and similar articles for mills not of non-malleable cast iron   | -                 | 61          | -                       | 202           |
| 73259920 | Manhole covers, gratings and frames there for not of non-malleable cast iron   | -                 | 17 752      | -                       | 21 610        |
| 73259990 | Other manhole covers, gratings and frames there for not of non-malleable cast iron                                   | 290 720           | 1 948 188   | 696 548                 | 6 364 777     |
| 73261100 | Grinding balls & similar articles for mills,forged/stamped,but not further worked                                    | 416 008           | 4 852 452   | 376 185                 | 4 416 479     |
| 73261900 | Iron or steel; articles n.e.c. in item no. 7326.11, forged or stamped, but not further worked                        | 780 819           | 6 558 066   | 7 182 662               | 61 492 093    |
| 73262050 | Poultry cages and the like of iron or steel wire   | -                 | 8 422       | -                       | 3 715         |
| 73262060 | Rat traps of iron or steel wire  | -                 | 19          | -                       | 14            |
| 73262090 | Articles of iron or steel wire not poultry cages & the likeor rat traps  | 1 674 372         | 19 029 344  | 2 540 502               | 25 848 939    |
| 73269010 | Ships' rudders   | 59                | 186 415     | 208                     | 491 615       |
| 73269020 | Spouts and cups for latex collection   | 15                | 40          | 196                     | 443           |
| 73269030 | Stainless steel clamp assemblies with rubber sleeves used for hubless cast iron pipes and pipe fittings              | 2 944             | 176 695     | 20 652                  | 1 867 979     |
| 73269060 | Bunsen burners   | -                 | 418         | -                       | 4 098         |
| 73269070 | Horseshoes; riding boot spurs  | 8                 | 56 722      | 991                     | 733 533       |
| 73269091 | Cigarette cases and boxes  | 8 030             | 221 138     | 166 646                 | 609 931       |
| 73269099 | Cigarette cases and boxes,not of iron or steel   | 756 425           | 11 113 859  | 4 341 768               | 39 827 556    |
| 74010000 | Copper mattes; cement copper (precipitated copper).  | 944 780           | 2 328 134   | 1 133 736               | 2 830 793     |
| 74031100 | Refined copper for cathodes and sections of cathodes   | 18 489 909        | 189 850 916 | 123 393 178             | 1 123 137 506 |
| 74031900 | Copper; refined, unwrought, n.e.c. in item no. 7403.1  | 51 342            | 980 911     | 336 290                 | 5 707 829     |
| 74032100 | Copper-zinc base alloys (brass)  | 801 420           | 6 874 186   | 2 820 340               | 22 322 333    |
| 74032200 | Copper-tin base alloys (bronze)  | 90 634            | 868 250     | 489 421                 | 4 233 056     |
| 74032900 | Copper; copper alloys n.e.c. in heading no. 7403 (other than master alloys of heading no. 7405)                      | -                 | 26 969      | -                       | 253 532       |
| 74040000 | Copper waste and scrap.  | 2 481 505         | 29 703 122  | 14 217 186              | 155 103 410   |
| 74061000 | Powders of non-lamellar structure  | -                 | 20          | -                       | 504           |
| 74071030 | Profiles of refined cooper   | -                 | 2           | -                       | 60            |
| 74071040 | Bars and rods of refined cooper  | 358 146           | 3 875 290   | 2 502 703               | 23 986 370    |
| 74072100 | Copper bars, rods and profiles of copper-zinc base alloys (brass) of copper alloys                                   | 726 742           | 7 271 531   | 4 404 136               | 38 959 150    |
| 74072900 | Copper; bars, rods and profiles, of copper alloys (other than copper-zinc base alloys)                               | 1                 | 69 514      | 2                       | 291 915       |
| 74081110 | Copper wire of refined cooper, which the max cross-sectional dimension does not exceed 14 mm                         | 573 011           | 8 480 628   | 4 063 747               | 52 276 291    |
| 74081190 | Copper wire of refined copper, which the maximum cross-sectional dimension does exceed 14 mm                         | 1 151 104         | 6 795 362   | 7 674 414               | 40 030 198    |
| 74081900 | Copper; wire, of refined copper, of which the maximum cross-sectional dimension is 6mm or less                       | 2 708 408         | 22 751 557  | 19 172 177              | 142 268 972   |
| 74082100 | Copper wire, of cooper alloys,of copper-zinc base alloys (brass)   | 105 844           | 1 563 230   | 623 706                 | 7 702 537     |

Tabel 3 : Ekspor Indonesia menurut Komoditi ( Kode HS 8 digit )

| Kode H S | Uraian golongan barang   | Berat bersih (Kg) |           | Nilai F.O.B. ( U S \$ ) |           |
|----------|--|-------------------|-----------|-------------------------|-----------|
|          |  | Bulan ini         | Kumulatif | Bulan ini               | Kumulatif |
|          |  | (1)               | (2)       | (3)                     | (4)       |
| 74082200 | Copper wire,of cooper alloys of copper-nickel base alloys (cupro-nickel)/copper-nickel-zinc base alloys (nickel silver)  | 0                 | 85        | 1                       | 1 473     |
| 74082900 | Copper; wire, of copper alloys (other than copper-zinc base alloys, copper-nickel base alloys or copper-nickel-zinc base alloys)                                 | 87 400            | 713 321   | 575 496                 | 4 236 237 |
| 74091100 | Copper plates, sheets&strip, of a thickness > 0.15 mm of refined cooper in coils   | 103               | 926       | 481                     | 4 151     |
| 74091900 | Copper; plates and sheets, of a thickness exceeding 0.15mm, of refined copper, not in coils  | 905               | 11 561    | 12 992                  | 108 334   |
| 74092100 | Copper plates, sheets and strip, of a thickness > 0.15 mm of copper zinc base alloys (brass) in coils  | 78 884            | 286 638   | 508 574                 | 1 796 203 |
| 74092900 | Copper; plates and sheets, of a thickness exceeding 0.15mm, of copper-zinc base alloys (brass), not in coils   | 4 283             | 19 242    | 46 502                  | 204 992   |
| 74093100 | Copper plates, sheets and strip, of a thickness > 0.15 mm of copper tin base alloys in coils   | -                 | 3 825     | -                       | 29 936    |
| 74093900 | Copper; plates and sheets, of a thickness exceeding 0.15mm, of copper-tin base alloys, not in coils  | 1 930             | 18 397    | 13 073                  | 142 487   |
| 74094000 | Copper; plates, sheets and strip, of a thickness exceeding 0.15mm, of copper-nickel base alloys (cupro-nickel) or copper-nickel-zinc base alloys (nickel silver) | 12                | 13        | 206                     | 221       |
| 74099000 | Copper; plates, sheets and strip, of a thickness exceeding 0.15mm, of copper alloys  | 9                 | 426       | 8 555                   | 28 053    |
| 74102110 | Copper clad laminate for printed circuit boards, of refined cooper, backed   | -                 | 2         | -                       | 1 129     |
| 74102190 | Other copper clad laminate not for printer circuit boards, backed  | -                 | 0         | -                       | 1         |
| 74111000 | Copper tubes & pipes of refined copper   | 16 961            | 160 773   | 159 414                 | 1 590 085 |
| 74112100 | Copper tubes & pipes of copper alloywith copper-zinc basealloys (brass)  | -                 | 5 008     | -                       | 13 863    |
| 74112900 | Copper; tubes and pipes, of copper alloys (other than copper-zinc, copper-nickel base alloys (cupro-nickel) or copper-nickel-zinc base alloys (nickel-silver))   | -                 | 5 102     | -                       | 52 590    |
| 74121000 | Copper tube or pipe fittings ofrefined copper  | -                 | 2         | -                       | 20        |
| 74122020 | Hose fittings,copper tube or pipe fittings of copper alloys  | -                 | 35        | -                       | 687       |
| 74122091 | Other of of cooper alloys,copper tube or pipe fittings of copper-zinc base alloys (brass)  | 47 135            | 235 469   | 572 986                 | 2 795 256 |
| 74122099 | Other of of cooper alloys,copper tube or pipe fittings not of copper-zinc base alloys (brass)  | 31 109            | 264 978   | 403 696                 | 2 324 355 |
| 74130010 | Stranded wire, cables, plaited bands & the like, of copper,not electrically insulated, of a diameter <= 28.28 mm   | 57                | 58        | 14 131                  | 14 136    |
| 74130090 | Stranded wire, cables, plaited bands & the like, of copper,not electrically insulated, of a diameter > 28.28 mm  | 1 894             | 18 058    | 15 170                  | 59 313    |
| 74151010 | Nails and tacks, similar articles of cooper  | 4                 | 1 249     | 4                       | 197       |
| 74151090 | Drawing pins and similar articles of cooper  | 3 102             | 29 078    | 53 777                  | 306 896   |
| 74152100 | Washers (including spring washers),other articles,not threaded   | -                 | 2 018     | -                       | 5 543     |
| 74152900 | Copper; rivets, cotters, cotter-pins and similar articles, not threaded  | 1 564             | 5 251     | 2 662                   | 42 846    |
| 74153310 | Screws, other threaded articles  | 255               | 6 004     | 1 947                   | 92 009    |
| 74153320 | Bolts and nuts, other threaded articles  | 1 938             | 46 558    | 5 820                   | 169 945   |
| 74153900 | Copper; articles n.e.c. in heading no. 7415  | 823               | 13 520    | 8 360                   | 141 385   |
| 74181010 | Pot scourers & scouring or polishingpads, gloves & the like  | -                 | 37 882    | -                       | 654 150   |
| 74181030 | Cooking or heating apparatus of a kind used for household purposes, non-electric and parts there of  | 774               | 14 796    | 258                     | 16 284    |
| 74181090 | Other household articels and parts thereof of coppers  | 67                | 14 861    | 964                     | 61 121    |
| 74182000 | Sanitary ware and parts thereof  | 1 167             | 5 888     | 15 240                  | 58 534    |
| 74191000 | Chain and parts thereof, other articles of cooper  | -                 | 1 993     | -                       | 6 499     |
| 74199110 | Reservoirs, tanks, vats and similar containers not fitted with mechanical or thermal equipment   | -                 | 1 057     | -                       | 29 577    |
| 74199190 | Other cast, moulded,stampd / forged but not further worked   | 1 767             | 21 547    | 30 512                  | 341 254   |
| 74199931 | Colth (including endless bands) grill & netting of copper wire for machinery   | 63                | 4 213     | 8 523                   | 238 597   |



Tabel 3 : Ekspor Indonesia menurut Komoditi ( Kode HS 8 digit )

|          |  | Oktober 2020      |            |                         |             |
|----------|--|-------------------|------------|-------------------------|-------------|
| Kode H S | Uraian golongan barang   | Berat bersih (Kg) |            | Nilai F.O.B. ( U S \$ ) |             |
|          |  | Bulan ini         | Kumulatif  | Bulan ini               | Kumulatif   |
| (1)      | (2)  | (3)               | (4)        | (5)                     | (6)         |
| 74199939 | Colth (including endless bands) grill & netting of copper wire not for machinery                                   | -                 | 47         | -                       | 4 309       |
| 74199940 | Pegas, colth (including endless bands) grill and netting of copper wire  | 12                | 2 676      | 12                      | 13 354      |
| 74199950 | Cigarette cases or boxes, colth (including endless bands) grill and netting of copper wire                         | 300               | 302        | 2 065                   | 7 144       |
| 74199960 | Cooking or heating apparatus, other than of a kind used for domestic purposes, and parts thereof                   | 70                | 258        | 1 403                   | 3 826       |
| 74199970 | Articles specially designed for use during religious rites   | -                 | 30         | -                       | 30          |
| 74199992 | Reservoirs, tanks, vats & similar containers not fitted w/ mechanical/thermal equip of a capacity of 300 l or less | -                 | 65         | -                       | 1 201       |
| 74199999 | Other articles of non copper   | 927               | 7 530      | 34 077                  | 150 794     |
| 75011000 | Nickel mattes  | 8 028 456         | 78 948 053 | 74 228 362              | 645 187 257 |
| 75030000 | Nickel waste and scrap.  | 149 868           | 668 832    | 211 101                 | 2 496 446   |
| 75051200 | Bars, rods, profiles and wire of nickel alloyed  | -                 | 30         | -                       | 2 365       |
| 75052200 | Wire of nickel alloyes   | -                 | 5 687      | -                       | 153 080     |
| 75061000 | Nickel plates, sheets, strip & foil of nickel, not alloyed   | 8                 | 325        | 800                     | 8 653       |
| 75062000 | Nickel plates, sheets, strip and foil of nickel alloyes  | 90                | 1 489      | 3 155                   | 72 151      |
| 75071200 | Tubes and pipes of nickel alloyes  | -                 | 935 847    | -                       | 26 616 557  |
| 75072000 | Tube or pipe fittings  | -                 | 11         | -                       | 3 465       |
| 75089030 | Bolts and nuts, other articles of not nickel   | 13                | 5 039      | 39                      | 25 301      |
| 75089050 | Electroplating anodes,including those produced byelectrolysis,other articles of not nickel.                        | 1 268             | 11 875     | 557 308                 | 6 574 560   |
| 75089090 | Other articles of nickel   | 7 869             | 102 973    | 413 488                 | 5 937 208   |
| 76011000 | Aluminium, not alloyed, Unwrought aluminium  | 3 000 000         | 47 500 000 | 5 352 120               | 77 870 195  |
| 76012000 | Aluminium alloys,unwrought aluminium   | 8 014 987         | 93 203 222 | 14 305 416              | 144 095 755 |
| 76020000 | Aluminium waste and scrap.   | 1 003 685         | 10 433 343 | 1 233 613               | 12 442 282  |
| 76031000 | Aluminium powders of non lamellarstructure   | -                 | 150        | -                       | 12 480      |
| 76032010 | Aluminium flakes of lamellar structure   | -                 | 57 420     | -                       | 38 471      |
| 76032020 | Aluminium Powders of lamellar structure  | -                 | 920 200    | -                       | 119 372     |
| 76041010 | Bars and arods of aluminium, not alloyed   | 81 511            | 279 452    | 170 098                 | 811 458     |
| 76041090 | Profiles of aluminium, alloyed   | 231 439           | 1 090 319  | 621 249                 | 3 023 182   |
| 76042110 | Perforated tube profiles for use in evaporator coils ofmotor vhl ac machines, hollow profiles of aluminium alloys  | 102               | 504        | 3 829                   | 17 040      |
| 76042120 | Aluminium spacers(with one side have light perforations along its w/ length),hollow profiles of alminium alloys    | -                 | 7          | -                       | 40          |
| 76042190 | Other hollow profiles of aluminium alloys  | 576 363           | 4 402 823  | 1 605 261               | 12 246 073  |
| 76042910 | Extruded bars and rods non aluminium alloys  | 3 711 620         | 30 143 985 | 11 281 989              | 92 333 543  |
| 76042930 | Y-shaped profiles for zip fasteners, in coils non aluminium alloys   | 3 302             | 9 448      | 14 824                  | 44 954      |
| 76042990 | Other extruded bars, rods and profiles of non aluminium alloys   | 180 768           | 1 238 010  | 584 601                 | 4 250 324   |
| 76051100 | Aluminium wire not alloyed, of which the maximum cross-sectional dimension exceeds 7 mm                            | 619 697           | 4 213 744  | 1 369 872               | 8 809 108   |
| 76051990 | Other aluminium wire of non aluminiumnot alloyed   | 23 144            | 237 041    | 67 682                  | 778 794     |
| 76052990 | Aluminium wire of non aluminium alloywith a diameter < 0.254mm   | 65 301            | 323 528    | 182 419                 | 912 405     |
| 76061110 | Aluminium plates, sheets & strip of plain figured by rolling of thickness > 0.2 mm                                 | 32 202            | 5 178 536  | 85 374                  | 12 731 779  |
| 76061190 | Oth aluminium plates, sheets & strip ofplain/figured by rolling of thickness > 0.2 mm                              | 44 036            | 44 529     | 81 754                  | 89 731      |
| 76061220 | Aluminium plates, not sensitised, of a kind used in the printing industry  | 150               | 4 496      | 1 911                   | 4 816       |
| 76061232 | Sheets of aluminium alloy for making can stock including end stock and tab stock, af aluminium alloys in coils     | -                 | 97 722     | -                       | 223 288     |
| 76061235 | Other aluminium sheet/coil not exceeding1,000 mm in width  | -                 | 48 551     | -                       | 124 050     |
| 76061239 | Oth plain/figured by rolling/pressing but not surface treated of non aluminium alloys                              | 1                 | 141 991    | 2                       | 497 703     |
| 76061290 | Oth non aluminium alloys plain/figured by rolling/pressing but not surface treated                                 | 0                 | 171 677    | 10                      | 442 568     |
| 76069100 | Aluminium; plates, sheets and strip, thickness exceeding 0.2mm, not alloyed, (not rectangular or square)           | -                 | 747        | -                       | 14 056      |

Tabel 3 : Ekspor Indonesia menurut Komoditi ( Kode HS 8 digit )

|          |  | Oktober 2020      |           |                         |            |
|----------|--|-------------------|-----------|-------------------------|------------|
| Kode H S | Uraian golongan barang   | Berat bersih (Kg) |           | Nilai F.O.B. ( U S \$ ) |            |
|          |  | Bulan ini         | Kumulatif | Bulan ini               | Kumulatif  |
| (1)      | (2)  | (3)               | (4)       | (5)                     | (6)        |
| 76069200 | Aluminium; plates, sheets and strip, thickness exceeding 0.2mm, alloys, (not rectangular or square)      | -                 | 346 262   | -                       | 657 018    |
| 76071100 | Aluminium foil rolled but not further worked, not backed   | 1 072 812         | 8 149 937 | 3 425 827               | 24 874 840 |
| 76071900 | Aluminium; foil, (not backed), of a thickness not exceeding 0.2mm, not rolled                            | 18 590            | 963 115   | 28 560                  | 2 375 103  |
| 76072010 | Aluminium foil for thermal insulation, backed  | 17 420            | 74 052    | 46 316                  | 203 305    |
| 76072090 | Aluminium foil not for thermal insulation, backed  | 96 750            | 1 323 234 | 544 267                 | 6 715 672  |
| 76081000 | Aluminium tubes and pipes of aluminium, not alloyed  | 706               | 841       | 2 479                   | 5 699      |
| 76082000 | Aluminium tubes and pipes of aluminium alloys  | 194 140           | 1 707 633 | 859 798                 | 7 574 383  |
| 76090000 | Aluminium tube or pipe fittings (for example, couplings, elbows, sleeves)                                | 10 719            | 225 254   | 64 425                  | 864 500    |
| 76101010 | Aluminium structure for doors & their frames and thresholdsfor doors                                     | 65 595            | 534 626   | 674 803                 | 5 288 141  |
| 76101090 | Aluminium structure for windows & their frames & thresholdsfor doors                                     | 180 093           | 841 399   | 630 964                 | 3 037 547  |
| 76109030 | Other aluminium structures internal/external floating roofsfor petroleum storage tanks                   | -                 | 150       | -                       | 420        |
| 76109091 | Aluminium structure for bridges and bridge-sections; towers or lattice masts                             | 5 151             | 111 741   | 23 655                  | 716 961    |
| 76109099 | Oth aluminium structure not for bridges & bridge-sections;towers or lattice masts                        | 277 443           | 2 571 103 | 852 679                 | 8 204 379  |
| 76110000 | Aluminium reservoirs, tanks, vats andsimilar containers for any material                                 | 6 654             | 29 506    | 8 547                   | 50 152     |
| 76121000 | Aluminium collapsible tubular containers   | 9 442             | 51 965    | 100 416                 | 508 958    |
| 76129090 | Other aluminium casks, drums, cans, boxes &containersfor any material                                    | 510 323           | 4 155 890 | 2 084 440               | 18 458 557 |
| 76130000 | Aluminium containers for compressed or liquefied gas.  | 22 046            | 153 157   | 151 271                 | 1 103 560  |
| 76141011 | Cables with steel core cables of a diameternot < 25.3 mm   | -                 | 668       | -                       | 832        |
| 76141019 | Cables of aluminium,not electrically insulated,with steel core, a diameter> 28.28 mm                     | 11 082            | 79 588    | 457 990                 | 3 043 055  |
| 76141090 | Stranded wire, plaited bands and the like, of aluminium, not electrically insulated, With steel core     | 57                | 3 921     | 706                     | 21 794     |
| 76149011 | Cables of aluminium, not electrically insulated, without core, diameter< 25.3 mm                         | 456 620           | 1 056 342 | 3 541 095               | 8 157 033  |
| 76149012 | Cables of aluminium, not electrically insulated, withoutwithout steel core, a 25.3mm<= diameter< 28.28mm | 239 977           | 672 403   | 1 793 544               | 4 975 974  |
| 76149019 | Cables of aluminium, not electrically insulated, withoutwithout steel core, a diameter> 28.28 mm         | 273 107           | 282 980   | 1 857 228               | 1 980 071  |
| 76149090 | Without steel core   | 97 601            | 909 972   | 357 173                 | 4 166 387  |
| 76151010 | Pot scourers and scouring or polishing pads,gloves and the like, of aluminium                            | -                 | 46        | -                       | 254        |
| 76151090 | Tableware,kitchenware or Other household articles and parts thereof of aluminium                         | 124 616           | 1 079 433 | 859 974                 | 7 023 971  |
| 76152090 | Other sanitary ware and parts thereof of aluminium   | 13 994            | 83 606    | 10 666                  | 69 280     |
| 76161010 | Nails of aluminium   | -                 | 30 749    | -                       | 475 092    |
| 76161020 | Staples and hooks, bolts and nuts of aluminium   | 5                 | 6 421     | 111                     | 15 237     |
| 76161090 | tacks, screws,screw hooks, rivets, cotters, cotter-pins, washers and similar articles :of aluminium      | 395               | 16 605    | 53 496                  | 250 543    |
| 76169100 | Cloth, grill, netting and fencing, of aluminium wire   | -                 | 342       | -                       | 4 340      |
| 76169920 | Ferrules for use in the manufacture of pencilsof aluminium   | -                 | 11        | -                       | 14         |
| 76169930 | Aluminium Slugs, round, of such dimension that the thickness exceeds one-tenth of the diameter           | -                 | 10 403    | -                       | 26 116     |
| 76169940 | Bobbins, spools, reels and similarsupports for textile yarnof aluminium                                  | 37 461            | 79 700    | 32 976                  | 272 506    |
| 76169951 | Venetian blinds of aluminium   | 2 303             | 27 507    | 23 173                  | 277 996    |
| 76169959 | Blinds other than venetian blind of aluminium  | 14                | 1 061     | 1 285                   | 37 851     |
| 76169980 | Expanded metal of aluminium  | 3 132             | 3 852     | 15 248                  | 18 514     |
| 76169990 | Other articles of aluminium  | 184 075           | 1 205 022 | 801 247                 | 8 138 923  |
| 78011000 | Unwrought refined lead   | -                 | 1 437 455 | -                       | 2 766 654  |
| 78019100 | Unrefined lead containing by weight antimonyas the principal other element                               | -                 | 935 918   | -                       | 1 897 940  |

Tabel 3 : Ekspor Indonesia menurut Komoditi ( Kode HS 8 digit )

|          |  | Oktober 2020      |            |                         |             |
|----------|--|-------------------|------------|-------------------------|-------------|
| Kode H S | Uraian golongan barang   | Berat bersih (Kg) |            | Nilai F.O.B. ( U S \$ ) |             |
|          |  | Bulan ini         | Kumulatif  | Bulan ini               | Kumulatif   |
| (1)      | (2)  | (3)               | (4)        | (5)                     | (6)         |
| 78019900 | Unrefined lead containing by weight antimony not as the principal oth<br>elemen  | -                 | 214 476    | -                       | 254 786     |
| 78041190 | Lead sheets, strip and foil of a 0.15 mm<=thicknes<0.2mm   | 80                | 160        | 1 920                   | 3 840       |
| 78041900 | Lead plates  | 22 000            | 90 027     | 56 774                  | 224 898     |
| 78060020 | Lead bars , rods, profiles and wire  | 20 000            | 246 441    | 192 073                 | 2 151 139   |
| 78060040 | Lead wool,washers,electro-plating anodes   | -                 | 4 197      | -                       | 36 721      |
| 78060090 | Other articles of lead   | -                 | 4 474      | -                       | 22 444      |
| 79011200 | Unwrought zinc, not alloyed containing by weight< 99.99%   | 119 676           | 629 681    | 257 891                 | 1 220 624   |
| 79012000 | Unwrought zinc, alloys   | 160 845           | 682 636    | 269 521                 | 1 161 999   |
| 79020000 | zinc waste and scrap   | 468 377           | 4 289 042  | 656 803                 | 6 232 528   |
| 79031000 | Zinc dust  | 273 787           | 2 349 930  | 654 233                 | 4 571 681   |
| 79039000 | Zinc powders and flakes  | 35 000            | 90 413     | 55 458                  | 138 902     |
| 79050040 | Zinc bars, rods, profiles and wire, of a thickness<=0.15mm   | -                 | 20 879     | -                       | 334 557     |
| 79050090 | Zinc bars, rods, profiles and wire, of a thickness>0.15mm  | 5 899             | 25 214     | 89 870                  | 442 042     |
| 79070030 | Gutters, roof capping, skylight frames & oth fabricated building components<br>of zinc   | 6 650             | 50 825     | 1 843                   | 34 028      |
| 79070092 | Other household articles of zinc   | 1 710             | 14 115     | 2 840                   | 16 431      |
| 79070093 | Electro-plating anodes, calotsbattery,tacks,nuts,bolts.Nailstencil plates,<br>screws, rivets and similar fastening of zinc   | 4                 | 238        | 100                     | 7 187       |
| 79070099 | Other articles undefined of zinc   | 305 420           | 3 110 014  | 322 382                 | 2 601 979   |
| 80011000 | Unwrought tin, not alloyed   | 4 382 927         | 54 622 615 | 79 790 515              | 912 166 576 |
| 80030010 | Tin bar for Soldering  | 113 394           | 604 196    | 2 039 648               | 10 703 151  |
| 80070099 | Other articles of tin not yet defined  | -                 | 3 200      | -                       | 128 816     |
| 81019600 | Tungsten (wolfram) Wire  | 60                | 3 111      | 19                      | 12 805      |
| 81019700 | Tungsten (wolfram) Waste and scrap   | 15 594            | 106 877    | 112 445                 | 1 248 462   |
| 81019990 | Other articles undefined of Tungsten (wolfram)   | -                 | 3          | -                       | 218         |
| 81029700 | Molybdenum waste and scrap   | -                 | 540        | -                       | 11 285      |
| 81033000 | Tantalum waste and scrap   | 31 311            | 163 089    | 501 264                 | 3 842 598   |
| 81039000 | Tantalum; articles n.e.c. in heading no. 8103  | -                 | 0          | -                       | 84          |
| 81042000 | Unwrought magnesium waste and scrap  | -                 | 384 194    | -                       | 468 703     |
| 81083000 | Titanium waste and scrap   | -                 | 28 967     | -                       | 162 126     |
| 81089000 | Titanium; other than unwrought, n.e.c. in heading no. 8108   | 4                 | 1 660      | 4                       | 38 659      |
| 81101000 | Unwrought antimony powders   | -                 | 342 343    | -                       | 1 429 672   |
| 81121900 | Beryllium and articles thereof; wrought other than waste and scrap   | -                 | 1          | -                       | 83          |
| 81129900 | Gallium, germanium, hafnium, indium, niobium (columbium), rhenium and<br>vanadium; articles thereof, other than unwrought including waste and scrap<br>and powders         | -                 | 1          | -                       | 2           |
| 81130000 | Cermets and articles thereof, including waste and scrap  | -                 | 513        | -                       | 19 302      |
| 82011000 | hand tools Spades and shovels  | -                 | 125        | -                       | 996         |
| 82013010 | hand tools Hoes and rakes  | 80                | 105        | 20                      | 21          |
| 82013090 | hand tools Mattocks, picks   | 2 480             | 18 399     | 1 044                   | 9 864       |
| 82014000 | Axes, bill hooks and similar hewing tools  | 37                | 183        | 4 000                   | 4 864       |
| 82015000 | Secateurs and similar one-handed pruners and shears(including poultry<br>shears)   | -                 | 671        | -                       | 839         |
| 82016000 | Hedge shears, twohand toolshanded pruning shears and similar two-handed<br>shears  | -                 | 167        | -                       | 135         |
| 82019000 | Tools, hand; forks, scythes, sickles, hay knives, timber wedges, and other<br>hand tools of a kind used in agriculture, horticulture or forestry n.e.c. in<br>heading 8201 | 477               | 2 208      | 19 167                  | 67 301      |
| 82021000 | Hand saws  | 298               | 2 712      | 3 869                   | 41 630      |
| 82022000 | Band saw blades  | 16                | 1 190      | 50                      | 14 257      |
| 82023100 | Circular saw blades with working part of steel   | 874               | 10 710     | 41 932                  | 390 113     |
| 82023900 | Tools, hand; circular saw blades (including slitting or slotting saw blades),<br>with working part of materials (other than steel)   | 6 057             | 72 435     | 235 073                 | 2 652 189   |
| 82024000 | Chain saw blades   | -                 | 70         | -                       | 266         |
| 82029100 | Straight saw blades, for working metal   | -                 | 7          | -                       | 385         |
| 82029910 | Straight saw blades, for working Other than metal  | 10                | 27         | 6                       | 16          |
| 82029990 | Saw blades parts   | 118 583           | 976 747    | 1 282 567               | 10 370 517  |
| 82031000 | Files, rasps and similar tools   | 17 377            | 175 492    | 94 326                  | 900 991     |

Tabel 3 : Ekspor Indonesia menurut Komoditi ( Kode HS 8 digit )

|          |  | Oktober 2020      |           |                         |            |
|----------|--|-------------------|-----------|-------------------------|------------|
| Kode H S | Uraian golongan barang   | Berat bersih (Kg) |           | Nilai F.O.B. ( U S \$ ) |            |
|          |  | Bulan ini         | Kumulatif | Bulan ini               | Kumulatif  |
| (1)      | (2)  | (3)               | (4)       | (5)                     | (6)        |
| 82032000 | Pliers (including cutting pliers),pincers, tweezers andsimilar tools   | 2 060             | 33 338    | 8 947                   | 151 701    |
| 82033000 | Metal cutting shears and similar tools   | 5                 | 2 220     | 2                       | 17 684     |
| 82034000 | Pipe-cutters, bolt croppers, perforatingpunches, & similar tools   | 30                | 5 009     | 424                     | 30 170     |
| 82041100 | Hand operated spanners and wrenches non adjustable   | 7 595             | 43 116    | 7 717                   | 201 501    |
| 82041200 | Hand operated spanners and wrenchesa djustable   | 490               | 5 292     | 4 425                   | 48 989     |
| 82042000 | Interchangeable spanner sockets, with or without handles   | 244               | 48 093    | 1 535                   | 126 716    |
| 82051000 | Drilling, threading or tapping tools, hand operated  | 483               | 30 018    | 269                     | 54 856     |
| 82052000 | Hammers and sledge hammers   | 7 636             | 160 229   | 2 032                   | 214 167    |
| 82053000 | Planes, chisels, gouges & similarcutting tools for working wood  | 28                | 2 696     | 11                      | 6 911      |
| 82054000 | Screwdrivers   | 566               | 28 525    | 4 027                   | 55 009     |
| 82055100 | Tools, hand; household tools   | 5                 | 711       | 17                      | 18 175     |
| 82055900 | Glaziers' diamonds   | 12 688            | 26 943    | 116 868                 | 885 127    |
| 82056000 | Blow lamps   | -                 | 196       | -                       | 1 493      |
| 82057000 | Vices, clamps and the like   | 5 288             | 58 377    | 40 979                  | 483 112    |
| 82059000 | Tools, hand; n.e.c. in heading 8205, incl anvils, portable forges, hand/pedal-operated grinding wheels with frameworks, &sets of articles of two/more of the in heading 8205 | 321               | 10 509    | 2 124                   | 172 463    |
| 82060000 | Tools of two/ more of the headings82.02 to 82.05 put up in sets for retail sale  | 658               | 25 891    | 13 930                  | 337 583    |
| 82071300 | Rock drilling or earth boring tools, with working part of cermets, Interchangeable tools for hand tools  | 275               | 5 327     | 12 808                  | 176 226    |
| 82071900 | Rock drilling/ earth boring tools, without working part of cermets, Interchangeable tools for hand tools   | 712               | 82 720    | 81 640                  | 2 607 686  |
| 82072000 | Dies for drawing or extruding metal, Interchangeable tools for hand tools  | 2 628             | 84 688    | 323 689                 | 1 448 847  |
| 82073000 | Tools for pressing, stamping or punching, Interchangeable tools for hand tools   | 205 513           | 595 578   | 2 115 812               | 4 391 673  |
| 82074000 | Tools for tapping or threading, Interchangeable tools for hand tools   | 16                | 2 206     | 43 754                  | 252 571    |
| 82075000 | Tools for drilling, other than for rock drilling, Interchangeable tools for hand tools   | 1 468             | 83 362    | 543 213                 | 4 767 802  |
| 82076000 | Tools for boring or broaching, Interchangeable tools for hand tools  | 39                | 1 230     | 7 104                   | 51 423     |
| 82077000 | Tools for milling, Interchangeable tools for hand tools  | 2 010             | 25 381    | 731 113                 | 9 311 059  |
| 82078000 | Tools for turning, Interchangeable tools for hand tools  | -                 | 104       | -                       | 7 848      |
| 82079000 | Screw driving, interchangeable tools   | 180 124           | 2 797 385 | 793 754                 | 11 722 389 |
| 82081000 | Knives and cutting blades for metal working for machineor mechanical appliance   | 7                 | 71        | 1 914                   | 69 523     |
| 82082000 | Knives and cutting blades for wood working for machineor mechanical appliance  | 73 942            | 678 309   | 616 906                 | 6 243 178  |
| 82083000 | Knives & cutting blades for kitchen appliances or for machines used by the food industry   | 208               | 296       | 1 371                   | 2 259      |
| 82084000 | Knives & cutting blades for agricultural,horticultural or forestry machines  | -                 | 670       | -                       | 28 211     |
| 82089000 | Tools; knives and cutting blades, for machines or mechanical appliances, n.e.c. in heading no. 8208  | 1 881             | 23 611    | 148 313                 | 1 276 313  |
| 82090000 | Plates, sticks, tips and the like for tools, unmounted, of cermets   | 80                | 10 637    | 12 411                  | 812 896    |
| 82100000 | Hand-operated mechanical appliances, weighing <=10 kg used in preparation, conditioning or serving of food or drink.   | -                 | 4 368     | -                       | 73 937     |
| 82111000 | Sets of assorted articles, Knives with cutting blades, serrated or not, oth than knives of heading 82.08   | -                 | 39        | -                       | 518        |
| 82119100 | Table knives having fixed blades,serrated or not,oth than knives of heading 82.08  | 3 135             | 43 809    | 38 956                  | 533 735    |
| 82119250 | knives ,fix blades, handle of base metal for agricultural, horticultural/forestry, oth than of heading 82.08   | -                 | 46        | -                       | 77         |
| 82119291 | Flick knives/ spring knives; hunting knives, diving knives and scouts' knives; penknives, with blades>= 15 cm length   | -                 | 696       | -                       | 6 251      |
| 82119299 | Flick knives/ spring knives; hunting knives, diving knives and scouts' knives; penknives, with blades<15 cm length   | 143               | 2 412     | 265                     | 9 103      |

Tabel 3 : Ekspor Indonesia menurut Komoditi ( Kode HS 8 digit )

|          |   | Oktober 2020      |           |                         |            |
|----------|---|-------------------|-----------|-------------------------|------------|
| Kode H S | Uraian golongan barang  | Berat bersih (Kg) |           | Nilai F.O.B. ( U S \$ ) |            |
|          |   | Bulan ini         | Kumulatif | Bulan ini               | Kumulatif  |
| (1)      | (2)   | (3)               | (4)       | (5)                     | (6)        |
| 82119321 | Knives having other than fixed blades,used for agriculture,horticulture or forestry :With handle of base metal            | -                 | 2         | -                       | 1 550      |
| 82119329 | Knives having other than fixed blades,used for agriculture,horticulture or forestry :With handle oth than base metal      | -                 | 55        | -                       | 1 958      |
| 82119390 | Knives having other than fixed blades for household   | 66                | 3 430     | 205                     | 43 714     |
| 82119410 | Blades For knives of a kind used for agriculture,horticulture or forestry   | -                 | 1         | -                       | 289        |
| 82119490 | Blades For knives of a kind use for household   | 12                | 90        | 163                     | 2 028      |
| 82119500 | Knife handles of base metal   | 19                | 84        | 781                     | 2 858      |
| 82121000 | Razors  | 40                | 1 002     | 4 884                   | 32 110     |
| 82122010 | Double-edged razor blades   | 201               | 2 227     | 7 248                   | 77 057     |
| 82122090 | Safety razor blade blanks in strips   | 1                 | 536       | 1                       | 5 692      |
| 82129000 | Razors; parts n.e.c. in heading no. 8212  | -                 | 66        | -                       | 1 545      |
| 82130000 | Scissors, tailors' shears and similar shears, and blades there for  | 34                | 1 086     | 52                      | 8 961      |
| 82141000 | Paper knives, letter openers, erasing knives, pencil sharpeners and blades therefor                                       | 1 288             | 19 432    | 10 366                  | 75 829     |
| 82142000 | Manicure/ pedicure sets andinstruments including nail files   | -                 | 1 039     | -                       | 4 900      |
| 82149000 | Cutlery; hair clippers and mincing knives   | 1 178             | 21 523    | 2 620                   | 104 304    |
| 82151000 | Sets of assorted articles similar kitchen or tableware containing at least one article plated with precious metal         | 5                 | 24        | 5                       | 390        |
| 82152000 | Sets of assorted articles similar kitchen or tableware  | 4 237             | 55 314    | 30 795                  | 487 668    |
| 82159100 | Similar kitchen/table ware plated precious metal (example: Spoons,forks,ladles,skimmers,fish/butter knives,sugartongs)    | 519               | 519       | 13 832                  | 13 832     |
| 82159900 | Similar kitchen/table ware not plated precious metal(example: Spoons,forks,ladles,skimmers,fish/butter knives,sugartongs) | 105 300           | 1 191 396 | 1 213 538               | 13 030 579 |
| 83011000 | Padlocks (key, combination/ electrically operated), of base metal   | 142               | 11 145    | 1 965                   | 55 843     |
| 83012000 | Locks of a kind used for motorvechiles  | 52 166            | 356 036   | 736 277                 | 4 897 185  |
| 83013000 | Locks of a kind used for furniture of base metal  | 1 218             | 17 450    | 4 010                   | 16 350     |
| 83014010 | Handcuffs of base metal   | -                 | 1         | -                       | 1          |
| 83014020 | Door locks of base metal  | 1 625             | 14 522    | 12 653                  | 92 810     |
| 83014090 | Other padlocks and locks of base metal  | 2 018             | 6 981     | 12 665                  | 95 092     |
| 83015000 | Clasps and frames with clasps, incorporating locks of basemetal   | 98                | 7 680     | 1 987                   | 33 470     |
| 83016000 | Parts of padlocks and locks of base metal   | 35 154            | 199 958   | 391 324                 | 4 327 260  |
| 83017000 | Keys presented separately of padlocks and lockof base metal   | 796               | 18 074    | 58 792                  | 550 201    |
| 83021000 | Hinges of base metal  | 25 451            | 170 231   | 198 705                 | 1 407 585  |
| 83022010 | Castors with mounting of base metal, a diameter , 100 mm < diameter <= 250 mm (including tyres)                           | -                 | 313       | -                       | 669        |
| 83022090 | Castors with mounting of base metal, a diameter< 100 mm (including tyres)   | 2 361             | 22 842    | 51 587                  | 149 899    |
| 83023010 | Hasps suitable for motor vechiles of base metal   | 8                 | 483       | 7                       | 1 051      |
| 83023090 | mountings,fittings and similar articles suitable for motor vehicles of base metal   | 158 967           | 1 314 096 | 605 956                 | 5 771 061  |
| 83024131 | Hasps suitable for building of base metal, a kind suitablefor building  | 75                | 1 252     | 59                      | 9 535      |
| 83024139 | Bolts; hooksand eyes; staplesof base metal, a kind suitable for building  | 221               | 1 522     | 3 151                   | 41 150     |
| 83024190 | Other mounting, fittings, and similar article of base metal,a kind suitable for building                                  | 290 879           | 3 502 828 | 1 238 729               | 13 542 431 |
| 83024220 | Hasps of base metal of a kind suitable for furniture  | -                 | 2         | -                       | 1          |
| 83024290 | Other mounting, fittings, and similar article of base metal,a kind suitable for furniture                                 | 149 223           | 1 245 652 | 511 020                 | 5 203 486  |
| 83024910 | Base metal mountings, fittings and similar articles of a kind suitable for saddlery                                       | 3                 | 23        | 105                     | 591        |
| 83024991 | Hasps of base metal a kind suitable for trunks, chests, caskets or the like   | 152               | 408       | 877                     | 2 271      |
| 83024999 | Base metal fittings and similar articles of a kind suitablefor trunks, chests, caskets or the like                        | 40 208            | 418 805   | 166 958                 | 1 304 972  |
| 83025000 | Hat-racks,hat-pegs, brackets and similar fixtures of base metal   | 17 612            | 163 180   | 187 135                 | 1 440 355  |

Tabel 3 : Ekspor Indonesia menurut Komoditi ( Kode HS 8 digit )

|          |   | Oktober 2020      |           |                         |           |
|----------|---|-------------------|-----------|-------------------------|-----------|
| Kode H S | Uraian golongan barang  | Berat bersih (Kg) |           | Nilai F.O.B. ( U S \$ ) |           |
|          |   | Bulan ini         | Kumulatif | Bulan ini               | Kumulatif |
| (1)      | (2)   | (3)               | (4)       | (5)                     | (6)       |
| 83026000 | Automatic door closers of base metal  | 36 150            | 392 185   | 211 557                 | 1 790 156 |
| 83030000 | Armoured/reinforced safes, strong-boxes & doors, safe deposit lockers for strong-rooms, cash or deed boxes of base metal.   | 181 520           | 2 710 624 | 364 518                 | 5 053 589 |
| 83040010 | Filing cabinets or card-index cabinets of base metal  | 623               | 52 076    | 1 155                   | 106 178   |
| 83040091 | Office/desk equip of aluminium (paper trays, paper rests, pen trays, office-stamp) oth than office furniture of head 94.03. | 617               | 17 507    | 8 201                   | 133 015   |
| 83040099 | Office/desk equip of other metal ( paper trays/ rests, pen trays, office-stamp) oth than office furniture of head 94.03.    | 1 306             | 22 452    | 5 619                   | 57 079    |
| 83051010 | Fittings for double loop wire binders   | -                 | 40        | -                       | 25        |
| 83051090 | Fittings for loose-leaf binders/files oth than double loop wire binders   | 295               | 1 111     | 2 468                   | 8 314     |
| 83052010 | Staples in strips for office use of base metal  | 236               | 2 005     | 170                     | 1 264     |
| 83052020 | Staples in strips for other than office use (example, upholstery, packaging) of iron or steel                               | -                 | 1 006     | -                       | 31 546    |
| 83052090 | Staples in strips for other than office use (example, upholstery, packaging) of other metal                                 | 6                 | 1 583     | 302                     | 22 212    |
| 83059010 | Paper clips   | 74                | 282       | 81                      | 550       |
| 83059090 | Othrer office articles and part of base metal   | 32                | 14 901    | 672                     | 49 226    |
| 83061000 | Bells, gongs and the like, non-electric, of base metal  | 5 134             | 64 266    | 55 235                  | 609 618   |
| 83062100 | Statuetes and other ornamen plated with precious metal  | 2 392             | 35 697    | 6 235                   | 197 853   |
| 83062910 | Statuetes and other ornamen of copper or lead   | 20 202            | 217 637   | 242 885                 | 1 663 177 |
| 83062920 | Statuetes and other ornamen of nickel   | -                 | 1         | -                       | 10        |
| 83062930 | Statuetes and other ornamen of aluminium  | 3 072             | 42 400    | 95 570                  | 658 009   |
| 83062990 | Statuetes and other ornamen of iron or steel  | 82 599            | 1 055 824 | 458 346                 | 5 928 686 |
| 83063010 | Photograph, picture or similar frames; mirrors : of copper  | 1 856             | 7 661     | 4 685                   | 44 653    |
| 83063091 | Metallic mirrors reflecting traffic views at roadintersections or sharp corners of base metal                               | -                 | 17        | -                       | 26        |
| 83063099 | Photograph, picture or similar frames; mirrors made of basemetal other than copper  | 6 422             | 116 874   | 38 342                  | 565 754   |
| 83071000 | Flexible tubing of base metal, with or without fittings of iron or steel  | -                 | 938 537   | -                       | 1 670 133 |
| 83079000 | Flexible tubing of base metal, with or without fittings of other base metal   | 58                | 13 920    | 88                      | 174 486   |
| 83081000 | Hooks, eyes, eyelets of base metal used for clothing/clothingacc, footwear, jewellery, watches, books, awnings, leather     | 4 982             | 35 693    | 72 101                  | 545 801   |
| 83082000 | Tubular or bifurcated rivets of base metal  | -                 | 38        | -                       | 3 482     |
| 83089010 | Beads including parts of base metal   | 42                | 9 782     | 2 145                   | 58 402    |
| 83089090 | Clasps, frames with clasps, buckles, buckle-clasps of base metal  | 13 941            | 109 993   | 205 837                 | 1 713 195 |
| 83091000 | Crown corks of base metal   | 46 536            | 212 407   | 88 201                  | 409 312   |
| 83099010 | Capsules for bottles of base metal  | -                 | 61        | -                       | 2 590     |
| 83099020 | Top ends of aluminium cans  | 131 384           | 761 533   | 358 803                 | 3 330 040 |
| 83099070 | Other caps for cans of base metal   | 168 164           | 1 517 248 | 347 208                 | 2 857 546 |
| 83099081 | Bottle caps; screw caps of aluminium  | -                 | 8         | -                       | 309       |
| 83099089 | Bungs for metal drums; bung covers; seals; case corner protectors of aluminium  | 21                | 9 445     | 161                     | 117 775   |
| 83099091 | Bottle caps; screw caps of base metal other than aluminium  | -                 | 203       | -                       | 1 621     |
| 83099092 | Bungs for metal drums; bung covers; seals; case corner protectors of base metal other than aluminium                        | 14 881            | 203 998   | 52 604                  | 715 082   |
| 83099099 | Other packing accessorie of base metal  | 9 492             | 58 966    | 122 412                 | 702 624   |
| 83100000 | Sign-plates, name-plates, address-plates and similar plates, numbers, letters, other symbols of base metal, excl head 94.05 | 2 904             | 14 920    | 11 752                  | 226 307   |
| 83111010 | Coated electrodes of base metal, for electric arc-welding in rolls  | 15 302            | 221 430   | 18 857                  | 298 780   |
| 83111090 | Coated electrodes of base metal, for electric arc-welding in a forms oth than rolls   | 551 279           | 4 923 948 | 1 161 103               | 9 473 811 |
| 83112021 | Cored wire of alloy steel, by weight, contain >=4.5 % carbon and >=20 % chrom, for electric arc-welding in rolls            | -                 | 2 913     | -                       | 1 822     |
| 83112029 | Cored wire of alloy steel, by weight, contain >=4.5 % carbon and >=20 % chrom, for electric arc-welding, in rods            | 150               | 262       | 9 000                   | 11 730    |

Tabel 3 : Ekspor Indonesia menurut Komoditi ( Kode HS 8 digit )

| Kode H S | Uraian golongan barang  | Oktober 2020      |           |                         |            |
|----------|---|-------------------|-----------|-------------------------|------------|
|          |   | Berat bersih (Kg) |           | Nilai F.O.B. ( U S \$ ) |            |
|          |   | Bulan ini         | Kumulatif | Bulan ini               | Kumulatif  |
| (1)      | (2)   | (3)               | (4)       | (5)                     | (6)        |
| 83112090 | Cored wire made of base metal other than alloy steel , for electric arc-welding   | 604               | 21 117    | 5 358                   | 64 237     |
| 83113021 | Cored wire of alloy steel,by weight, contain>=4.5 % C and >=20 % Cr ,for soldering,brazing, welding by flame in rolls     | -                 | 44        | -                       | 4 655      |
| 83113029 | Cored wire of alloy steel,by weight, contain>=4.5 % C and >=20 % Cr ,for soldering,brazing, welding by flame, in rods     | 4                 | 279       | 257                     | 11 346     |
| 83119000 | Wire and rods, of agglomerated base metal powder, used for metal spraying   | 1 645             | 19 137    | 37 363                  | 432 820    |
| 84021110 | Watertube boilers with a steam production>45 ton/hour electrically operated, other than central heating hot water         | 9                 | 149       | 25                      | 6 124      |
| 84021120 | Watertube boilers with a steam production>45 ton/ hour,notelectrically operated, other than central heating hot water     | -                 | 0         | -                       | 0          |
| 84021211 | Watertube boilers,with a 15 ton/hour<steam production<= 45ton/hour, electric operated, oth than central heating hotwater  | -                 | 45        | -                       | 1 034      |
| 84021219 | Watertube boilers with a steam production <15 ton/ hour , electric operated, oth than central heating hotwater            | 2 180             | 106 691   | 23 300                  | 1 072 182  |
| 84021229 | Watertube boilers with a steam production <15 ton/ hour ,not electric operated, oth than central heating hotwater         | -                 | 1 720     | -                       | 21 350     |
| 84021919 | Boilers,includ hybrid boiler, steam production<=15 ton/hourelectrically operated, other than central heating hot water    | -                 | 104 482   | -                       | 719 179    |
| 84021929 | Boilers,includ hybrid boiler, steam production<=15 ton/hourno electrically operated, other than central heating hot water | -                 | 106 742   | -                       | 415 719    |
| 84022010 | Super-heated water boilers, electric operated, oth than central heating hotwater  | -                 | 195 280   | -                       | 626 600    |
| 84029010 | Boiler bodies, shells or casings, parts for Steam or other vapour generating boilers                                      | -                 | 10 797    | -                       | 52 175     |
| 84029090 | Parts for Steam/other vapour generating boilers,oth than boiler bodies, shells or casings                                 | 29 983            | 259 667   | 184 475                 | 1 775 254  |
| 84031000 | Boilers for central heating boilers, other than those of heading 84.02.   | -                 | 189 863   | -                       | 994 410    |
| 84039090 | Parts for central heating boilers, oth than Boiler bodies, shells or casings  | 377 881           | 797 905   | 2 149 702               | 4 673 127  |
| 84042000 | Condensers (Auxiliary plant) for steam/ other vapour power units for use with boilers of heading 84.02 or 84.03           | -                 | 1 229 121 | -                       | 4 479 262  |
| 84049090 | Part for use condensers/ Auxiliary plant ( subheadings 8404.20.00)  | -                 | 313       | -                       | 26 033     |
| 84059000 | Parts of producer gas or water gas generators, with/out purifiers; acetylene gas generators and similar                   | -                 | 31        | -                       | 1 142      |
| 84068100 | Steam turbines and other vapour turbines.,output > 40 MWother than for marine propulsion                                  | 322               | 322       | 20 000                  | 20 000     |
| 84068290 | Steam and other vapour Turbines, output > 5 MW but <40 MW,for other than for marine propulsion                            | -                 | 129       | -                       | 25         |
| 84069000 | Part steam and other vapour turbines  | 122 718           | 1 145 075 | 871 297                 | 8 229 100  |
| 84071000 | Spark-ignition reciprocating or rotary internal combustion piston engines for Aircraft                                    | 6 436             | 29 730    | 216 057                 | 5 085 102  |
| 84072110 | Spark-ignition reciprocating or rotary internal combustion,a power <=22.38kW/30 hp, for outboard motors                   | 1                 | 3 670     | 11 639                  | 59 217     |
| 84072190 | Spark-ignition reciprocating or rotary internal combustion,a power>22.38kW/30 hp, for outboard motor                      | 3 934             | 20 902    | 168 486                 | 544 809    |
| 84072920 | Spark-ignition reciprocating or rotary internal combustionfor marine propulsion engines,a power <=22.38kW/30 hp,          | 10 862            | 78 001    | 154 645                 | 1 057 204  |
| 84072990 | Spark-ignition reciprocating or rotary internal combustionfor marine propulsion engines,a power >22.38kW/30 hp,           | -                 | 139       | -                       | 1 297      |
| 84073211 | Spark-reciprocating piston engines, cylinder capacity50 < cc <=110, for vehicles of Chapter 87.01                         | -                 | 607       | -                       | 6 861      |
| 84073212 | Spark-reciprocating piston engines, cylinder capacity50 < cc <=110, for vehicles of Chapter 87.11                         | -                 | 546 670   | -                       | 12 945 592 |

Tabel 3 : Ekspor Indonesia menurut Komoditi ( Kode HS 8 digit )

| Kode H S | Uraian golongan barang   | Berat bersih (Kg) |            | Nilai F.O.B. ( U S \$ ) |             |
|----------|--|-------------------|------------|-------------------------|-------------|
|          |  | Bulan ini         | Kumulatif  | Bulan ini               | Kumulatif   |
|          |  | (3)               | (4)        | (5)                     | (6)         |
| 84073219 | Spark-reciprocating piston engines, cylinder capacity cylinder capacity 50 < cc <=110, oth than 8701 or 8711             | -                 | 5 074      | -                       | 3 321       |
| 84073221 | Spark-reciprocating piston engines, cylinder capacity 110 < cc <=250, for vehicles of Chapter 87.01                      | 80                | 104        | 107                     | 147         |
| 84073222 | Spark-reciprocating piston engines, cylinder capacity 110 < cc <=250, for vehicles of Chapter 87.01                      | 1 371 005         | 10 046 032 | 16 729 029              | 116 864 371 |
| 84073229 | Spark-reciprocating piston engines, cylinder capacity cylinder capacity 110 < cc <=250, oth than 8701 or 8711            | -                 | 51 960     | -                       | 613 026     |
| 84073310 | Spark-reciprocating piston engines, cylinder capacity 250 < cc <=1000, for vehicles of Chapter 87.01                     | -                 | 10 620     | -                       | 294         |
| 84073320 | Spark-reciprocating piston engines, cylinder capacity 250 < cc <=1000, for vehicles of Chapter 87.01                     | 96 250            | 621 146    | 2 439 212               | 14 500 921  |
| 84073440 | Full assembled,spark- reciprocating piston engines,cylindercapacity<=1,100cc, pedestrian controlled tractors             | -                 | 500        | -                       | 4 450       |
| 84073450 | Full assembled,spark- reciprocating piston engines,cylindercapacity<=1,100cc, for vehicles of Chapter 87.01              | -                 | 188        | -                       | 5 580       |
| 84073471 | Full assembled,spark- reciprocating piston engines,cylindercapacity<=2000cc, for vehicles of Chapter 87                  | 1 001 204         | 6 182 603  | 14 291 005              | 82 141 379  |
| 84073472 | Full assembled,spark- reciprocating piston engines,cylindercapacity 2000< cc <=3000, for vehicles of heading 87          | 236 058           | 1 787 870  | 2 512 969               | 18 209 900  |
| 84073473 | Full assembled,spark- reciprocating piston engines,cylindercapacity>3000 cc, for vehicles of Chapter 87                  | 17 070            | 20 300     | 194 987                 | 230 948     |
| 84073491 | Assembled not complet, spark-reciprocating piston engines, cylinder capacity<=1,100cc,for pedestrian controlled tractors | -                 | 50         | -                       | 150         |
| 84073492 | Assembled not complet, spark-reciprocating piston engines, cylinder capacity<=1,100cc, for vehicles of Chapter 87.01     | 26 801            | 401 269    | 333 627                 | 4 035 592   |
| 84073494 | Assembled not complet, spark-reciprocating piston engines, cylinder capacity<=2000cc, for vehicles of Chapter 87         | 1 195 477         | 7 838 047  | 8 183 495               | 53 959 057  |
| 84073495 | Assembled not complet, spark-reciprocating piston engines, cylinder capacity 2000< cc <=3000, for vehicles of head 87    | -                 | 16 875     | -                       | 138 523     |
| 84073499 | Assembled not complet, spark-reciprocating piston engines, cylinder capacity>3000 cc, for vehicles of Chapter 87         | -                 | 17 500     | -                       | 21 000      |
| 84079010 | Oth Spark-ignition reciprocating/rotary internal combustionpiston engines, of a power<=18.65 kW                          | -                 | 600        | -                       | 4 000       |
| 84079090 | Oth Spark-ignition reciprocating/rotary internal combustionpiston engines, of a power > 22.38 kW                         | 66                | 63 881     | 36                      | 324 723     |
| 84081010 | Diesel or semi-diesel engines ,a power <= 22.38 kW for marine propulsion   | -                 | 3 574      | -                       | 124 537     |
| 84081020 | Diesel or semi-diesel engines ,a power 22.38< kW <=100 for marine propulsion   | -                 | 6 000      | -                       | 137 396     |
| 84081090 | Diesel or semi-diesel engines ,a power >750 kW for marine propulsion   | 1 602             | 41 999     | 6 098                   | 1 508 031   |
| 84082010 | Fully assembled , Diesel/ semi-diesel engines for vehiles of subheading 8701.10  | 14 850            | 34 350     | 10 472                  | 24 788      |
| 84082021 | Fully assembled , Diesel/ semi-diesel engines, a cylinder capacity<=2000 cc, for vehicles of heading 87                  | -                 | 200        | -                       | 1 000       |
| 84082022 | Fully assembled , Diesel/ semi-diesel engines, a cylinder capacity 2000< cc<=3500 cc, for vehicles of heading 87         | 2 550             | 27 366     | 73 025                  | 377 719     |
| 84082093 | Assembled not complet, Diesel or semi-diesel engines,of of subheading 8701.10  | -                 | 1 800      | -                       | 153 371     |
| 84082096 | Assembled not complet, Diesel or semi-diesel engines, of cylinder capacity>3500 cc, for vehicles of heading 87           | 18 354            | 440 063    | 160 783                 | 4 451 466   |
| 84089010 | Other diesel or semi-diesel engines, a power <= 18.65 kW   | -                 | 13 994     | -                       | 118 516     |
| 84089051 | Diesel or semi-diesel engines, power>100 kw, used of head 84.29 or 84.30 (example bulldozer,pile-driver,excavator)       | 79 374            | 965 943    | 1 475 868               | 17 112 713  |
| 84089059 | Other Diesel or semi-diesel enginesOf a power exceeding 100 kW   | 48 817            | 353 605    | 368 897                 | 2 755 614   |



Tabel 3 : Ekspor Indonesia menurut Komoditi ( Kode HS 8 digit )

|          |  | Oktober 2020      |           |                         |            |
|----------|--|-------------------|-----------|-------------------------|------------|
| Kode H S | Uraian golongan barang   | Berat bersih (Kg) |           | Nilai F.O.B. ( U S \$ ) |            |
|          |  | Bulan ini         | Kumulatif | Bulan ini               | Kumulatif  |
| (1)      | (2)  | (3)               | (4)       | (5)                     | (6)        |
| 84089091 | Diesel or semi-diesel engines, power<100 kw, used of head84.29 or 84.30 (example buldozer,pile-driver,excavator) | -                 | 385       | -                       | 6 682      |
| 84089099 | Other Diesel or semi-diesel engines, a power<100 kW  | 112 297           | 611 402   | 923 517                 | 5 240 387  |
| 84091000 | Parts of spark-ignition combusttion piston engine,for aircraft   | -                 | 909       | -                       | 90 699     |
| 84099111 | Carburettors and parts of gasoline engines,for heading 84.29 or 84.30 (exam;bulldozers,excavators,pile driver)   | 194               | 1 503     | 3 314                   | 23 274     |
| 84099112 | Cylinder blocks,crank cases of gasoline engines for heading 84.29 or 84.30 (example; excavators,pile driver)     | -                 | 1 340     | -                       | 8 298      |
| 84099113 | Cylinder liner,with an internal diameter 50< mm <=155, of gasoline engines, for heading 84.29 or 84.30           | 8                 | 12 005    | 86                      | 158 481    |
| 84099114 | Cylinder liner,with an internal diameter >155 mm, of gasoline engines, for heading 84.29 or 84.30                | -                 | 1 932     | -                       | 3 976      |
| 84099115 | Cylinder heads and head covers, gasoline engines, for heading 84.29 or 84.30                                     | 258               | 15 733    | 1 560                   | 124 898    |
| 84099116 | Pistons, with an internal diameter 50< mm <=155, of gasoline engines, for heading 84.29 or 84.30                 | -                 | 121       | -                       | 12 495     |
| 84099117 | Pistons, with an internal diameter >155 mm, of gasoline engines, for heading 84.29 or 84.30                      | 6 799             | 41 293    | 90 114                  | 530 400    |
| 84099118 | Piston rings and gudgeon pins, of gasoline negine, for heading 84.29 or 84.30                                    | 11 573            | 145 656   | 752 497                 | 7 960 304  |
| 84099119 | Other parts undefinied of gasoline engine for heading 84.29 or 84.30   | 79 076            | 585 961   | 455 167                 | 3 505 892  |
| 84099121 | Carburettors and parts of gasoline engines, for vehicles of heading 87.01  | 286               | 348       | 448                     | 580        |
| 84099122 | Cylinder blocks,crank cases of gasoline engines, for vehicles of heading 87.01                                   | 375               | 1 205     | 114                     | 1 136      |
| 84099123 | Cylinder liner,with an internal diameter 50< mm <=155, of gasoline engines, for heading 8701                     | 50                | 52        | 230                     | 241        |
| 84099124 | Cylinder liner,with an internal diameter >155 mm, of gasoline engines, for vehicles of heading 87.01             | 150               | 24 425    | 330                     | 22 719     |
| 84099128 | Piston rings and gudgeon pins, of gasoline engines, for vehicles of heading 87.01                                | 17                | 39        | 2 206                   | 3 880      |
| 84099129 | Other parts undefinied of gasoline engine for heading 87.01  | 424               | 927       | 3 982                   | 13 874     |
| 84099131 | Carburettors and parts of gasoline engines, for vehicles of heading 87.11  | 6 928             | 62 237    | 353 247                 | 2 845 142  |
| 84099132 | Cylinder blocks,crank cases of gasoline engines, for vehicles of heading 87.11                                   | 17 550            | 110 486   | 234 553                 | 1 394 497  |
| 84099134 | Cylinder liner,with an internal diameter 50< mm <=155, of gasoline engines, for heading 8701                     | -                 | 1         | -                       | 186        |
| 84099135 | Cylinder liner,with an internal diameter >155 mm, of gasoline engines, for vehicles of heading 87.11             | 29 926            | 349 471   | 272 586                 | 3 174 511  |
| 84099137 | Pistons, with an internal diameter 50< mm <=155, of gasoline engines, for vehicles of heading 87.11              | 7 391             | 66 204    | 210 899                 | 2 251 318  |
| 84099138 | Piston rings and gudgeon pins, of gasoline engines, for vehicles of heading 87.11                                | 595               | 5 498     | 21 222                  | 224 600    |
| 84099139 | Other parts undefinied of gasoline engine for vehicles of heading 87.11  | 144 684           | 832 564   | 2 626 208               | 22 182 767 |
| 84099141 | Carburettors and parts of gasoline engines, for vehicles of chapt 87, oth than 8701 or 87.11                     | 32 090            | 245 335   | 2 923 791               | 21 152 284 |
| 84099142 | Cylinder blocks,crank cases of gasoline engines, for vehicles of chapt 87, oth than 8701 or 87.11                | 210 922           | 2 126 611 | 1 003 897               | 10 679 142 |
| 84099144 | Cylinder liner,with internal diameter >155 mm,of gasoline engines,for vehicles of chapt 87,oth than 8701 or 8711 | 2 252             | 21 155    | 33 910                  | 353 829    |
| 84099145 | Cylinder heads and head covers, of gasoline engine,for vehicles of chapt 87,oth than 8701 or 8711                | 142 751           | 902 401   | 1 037 227               | 5 859 179  |
| 84099146 | Pistons, with an external diameter 50<= mm< 155 for other vehicles of chapt 87, oth than 8701 or 87.11           | 1 331             | 11 916    | 25 161                  | 164 198    |
| 84099147 | Pistons, with an external diameter >155 mm for other vehicles of chapt 87, oth than 8701 or 87.11                | -                 | 266       | -                       | 6 642      |

Tabel 3 : Ekspor Indonesia menurut Komoditi ( Kode HS 8 digit )

| Kode H S | Uraian golongan barang  | Oktober 2020      |           |                         |            |
|----------|---|-------------------|-----------|-------------------------|------------|
|          |   | Berat bersih (Kg) |           | Nilai F.O.B. ( U S \$ ) |            |
|          |   | Bulan ini         | Kumulatif | Bulan ini               | Kumulatif  |
| (1)      | (2)   | (3)               | (4)       | (5)                     | (6)        |
| 84099148 | Piston rings and gudgeon pins for other vehicles of Chapter 87, oth than 8701 or 87.11  | 21 387            | 210 258   | 2 366 848               | 20 859 539 |
| 84099149 | Other parts undefined of gasoline engine for other vehicle of chapt 87, oth than 8701 or 87.11                                    | 182 102           | 1 910 873 | 2 471 976               | 27 059 020 |
| 84099151 | Cylinder blocks; crank cases, of gasoline engine, a power <= 22.38 kW, propulsion for vessels of Chapter 89                       | 9                 | 11        | 399                     | 2 493      |
| 84099152 | Cylinder liner, with an internal diameter 50<mm<=155, of gasoline engine, power <= 22.38 kW, propulsion for vessels of Chapter 89 | -                 | 83        | -                       | 2 342      |
| 84099154 | Pistons, with an external diameter of 50<= mm<155mm, of gasoline engine, power <= 22.38 kW, propulsion for vessels of Chapter 89  | -                 | 7         | -                       | 741        |
| 84099155 | Pistons, with an external diameter > 155 mm, of gasoline engine, a power <= 22.38 kW, propulsion for vessels of Chapter 89        | 1                 | 5         | 37                      | 196        |
| 84099159 | Other parts undefined of gasoline engine, a power <= 22.38 kW, propulsion for vessels of Chapter 89                               | 16 560            | 158 747   | 49 836                  | 345 911    |
| 84099163 | Other cylinder liners, gasoline engine, a power >22,38 KW, propulsion for vessels of Chapter 89                                   | 7 615             | 7 615     | 5 563                   | 5 563      |
| 84099169 | Other parts undefined of gasoline engine, a power > 22.38 kW, propulsion for vessels of Chapter 89                                | -                 | 2 652     | -                       | 12 002     |
| 84099171 | Cylinder blocks, crank cases of gasoline engines, for other than vehicle or marine propulsion                                     | 2                 | 92        | 98                      | 2 180      |
| 84099172 | Cylinder liner, with an internal diameter 50< mm <=155, for other than vehicle or marine propulsion                               | 4 789             | 4 937     | 32 661                  | 33 809     |
| 84099174 | Cylinder heads and head covers, of gasoline engine, for other than vehicle or marine propulsion                                   | -                 | 1         | -                       | 341        |
| 84099177 | Pistons, with an external diameter >155 mm, of gasoline engine, for other than vehicle or marine propulsion                       | 2 459             | 18 629    | 9 115                   | 147 927    |
| 84099178 | Piston rings and gudgeon pins of gasoline engine for other than vehicle or marine propulsion                                      | -                 | 0         | -                       | 257        |
| 84099179 | Other parts undefined of gasoline engine, for other than vehicle or marine propulsion   | 36 035            | 437 635   | 802 566                 | 7 128 321  |
| 84099911 | Carburettors & parts thereof, for diesel engines of heading 84.29 or 84.30 ( example; bulldozer, pile-driver, excavator)          | 44                | 115       | 9 315                   | 24 313     |
| 84099912 | Cylinder blocks; crank cases, for diesel engines of heading 84.29 or 84.30 ( example; bulldozer, pile-driver, excavator)          | 915               | 39 634    | 18 256                  | 637 249    |
| 84099913 | Cylinder liner, with an internal diameter 50< mm <=155, for diesel engines of heading 84.29 or 84.30                              | -                 | 1 255     | -                       | 530        |
| 84099914 | Cylinder liner, with an internal diameter >155 mm, for diesel engines of machinery of heading 84.29 or 84.30                      | 105               | 45 083    | 520                     | 741 449    |
| 84099915 | Cylinder heads and head covers, for diesel engines of machinery of heading 84.29 or 84.30   | -                 | 6 177     | -                       | 79 112     |
| 84099917 | Piston, with an internal diameter >155 mm, for diesel engines of machinery of heading 84.29 or 84.30                              | 138               | 3 042     | 3 997                   | 130 972    |
| 84099918 | Piston rings and gudgeon pins, for diesel engines machinery of heading 84.29 or 84.30   | 185               | 2 783     | 21 975                  | 350 994    |
| 84099919 | Other parts undefined for diesel engines of machinery heading 84.29/ 84.30 ( exam; bulldozer, pile-driver, excavator)             | 313               | 44 460    | 7 875                   | 127 376    |
| 84099922 | Cylinder blocks; crank cases, for diesel engines of vehicles of heading 87.01 (tractors)  | 17                | 513 281   | 98                      | 2 379 304  |
| 84099925 | Cylinder heads and head covers, for diesel engines of vehicles of heading 87.01 (tractors)  | 143 088           | 687 458   | 501 948                 | 2 572 647  |
| 84099927 | Pistons for tractors engines with an external diameter > 155 mm   | -                 | 1         | -                       | 10         |
| 84099929 | Parts of tractors engines, other than carburettor, piston & cylinder  | -                 | 493       | -                       | 512        |
| 84099931 | Carburettor and part thereof for motorcycle & cycle fitted with an auxiliary motor, with/without side-car, side-car               | 1 315             | 8 467     | 23 550                  | 156 583    |
| 84099932 | Cylinder block; crank case for motorcycle & cycle fitted with an auxiliary motor, with/without side-car, side-car                 | 80                | 170       | 190                     | 362        |

Tabel 3 : Ekspor Indonesia menurut Komoditi ( Kode HS 8 digit )

|          |   | Oktober 2020      |            |                         |            |
|----------|---|-------------------|------------|-------------------------|------------|
| Kode H S | Uraian golongan barang  | Berat bersih (Kg) |            | Nilai F.O.B. ( U S \$ ) |            |
|          |   | Bulan ini         | Kumulatif  | Bulan ini               | Kumulatif  |
| (1)      | (2)   | (3)               | (4)        | (5)                     | (6)        |
| 84099935 | Piston for motorcycle & cycle fitted with an auxiliary motor, with/without side-car, side-car                   | 10                | 10         | 60                      | 60         |
| 84099936 | Piston ring & gudgeon pin for motorcycle & cycle fitted with auxiliary motor, with/without side-car, side-car   | 7 633             | 45 506     | 71 667                  | 414 047    |
| 84099939 | Part of motorcycle engine, other than carburettor, blok cilinder, crank case, piston & cylinder                 | 415               | 2 157      | 3 343                   | 22 912     |
| 84099941 | Carburettor and part thereof for vehicle of Chapter 87, other than of heading 87.01 & 87.11                     | 31                | 906        | 1 214                   | 20 223     |
| 84099942 | Cylinder block; crank case for vehicle of Chapter 87, other than of heading 87.01 & 87.11                       | 1 300 468         | 11 783 849 | 4 732 829               | 41 345 732 |
| 84099944 | Cylinder liner with internal diameter > 155 mm for vehicle of Chapter 87, other than of heading 87.01 & 87.11   | -                 | 294        | -                       | 1 457      |
| 84099945 | Cylinder head and head cover for vehicle of Chapter 87, other than of heading 87.01 & 87.11                     | 171 919           | 986 483    | 1 085 052               | 6 121 895  |
| 84099946 | Piston with 50 mm <= external diameter <= 155 mm for vehicle of Chapter 87, other than of heading 87.01 & 87.11 | 144               | 144        | 4 004                   | 4 004      |
| 84099947 | Piston with external diameter > 155 mm for vehicle of Chapter 87, other than of heading 87.01 & 87.11           | -                 | 32         | -                       | 280        |
| 84099948 | Piston ring & gudgeon pin for vehicle of Chapter 87, other than of heading 87.01 & 87.11                        | 6 391             | 55 305     | 703 989                 | 5 154 805  |
| 84099949 | Part of vehicle of Chapter 87, other than carburettor, piston & cylinder, exclude of heading 87.01 & 87.11      | 278 985           | 1 857 605  | 5 370 835               | 35 995 359 |
| 84099955 | Piston with external diameter > 155 mm for marine propulsion engine of a power <= 22.38 kW                      | -                 | 4          | -                       | 604        |
| 84099959 | Parts of marine propulsion engine of a power <= 22.38 kW, other than piston & cylinder                          | -                 | 525        | -                       | 590        |
| 84099962 | Cylinder liner with 50 mm <= internal diameter <= 155 mm for marine propulsion engine of a power > 22.38 kW     | 1 847 178         | 12 467 018 | 3 805 186               | 25 297 909 |
| 84099965 | Piston with external diameter > 155 mm for marine propulsion engine of a power > 22.38 kW                       | -                 | 94         | -                       | 520        |
| 84099969 | Parts of marine propulsion engine of a power > 22.38 kW, other than piston & cylinder                           | 153 224           | 1 803 664  | 1 511 539               | 25 191 256 |
| 84099971 | Carburettor and part thereof for engine of heading 84.07 or 84.08   | -                 | 48         | -                       | 510        |
| 84099972 | Cylinder blocks; crank cases for engine of heading 84.07 or 84.08   | -                 | 56 928     | -                       | 170 990    |
| 84099973 | Cylinder liner with 50 mm <= internal diameter <= 155 mm for engine of heading 84.07 or 84.08                   | -                 | 39         | -                       | 1 557      |
| 84099974 | Cylinder liner with internal diameter > 155 mm for engine of heading 84.07 or 84.08                             | 17                | 17         | 1 969                   | 1 969      |
| 84099975 | Cylinder head and head cover for engine of heading 84.07 or 84.08   | 1 825             | 117 376    | 28 934                  | 1 153 700  |
| 84099977 | Piston with external diameter > 155 mm for engine of heading 84.07 or 84.08                                     | -                 | 997        | -                       | 49 755     |
| 84099978 | Piston ring & gudgeon pin for engine of heading 84.07/84.08   | -                 | 0          | -                       | 5 899      |
| 84099979 | Part of engine of heading 84.07 or 84.08, other than carburettor, piston & cylinder                             | 81 386            | 710 719    | 1 317 231               | 10 867 476 |
| 84101100 | Hydraulic turbines & water wheels of a power <= 1,000 kW  | 169               | 5 910      | 5 974                   | 89 444     |
| 84109000 | Parts of hydraulic turbines, water wheels, and regulators   | -                 | 1 125      | -                       | 10 635     |
| 84111200 | Turbo-jets of a thrust > 25 kN  | -                 | 41 566     | -                       | 372 500    |
| 84112100 | Turbo-propellers of a power <= 1,100 kW   | -                 | 1 314      | -                       | 108 805    |
| 84112200 | Turbo-propellers of a power > 1,100 kW  | 6                 | 2 702      | 571                     | 123 867    |
| 84118100 | Gas turbines of a power <= 5,000 kW   | -                 | 2 256      | -                       | 187 046    |
| 84118200 | Gas turbines of a power > 5,000 kW  | -                 | 14 441     | -                       | 2 854 290  |
| 84119100 | Part of turbo-jets or turbo-propellers  | 1 533             | 8 177      | 587 092                 | 4 000 570  |
| 84119900 | Part of other gas turbines  | 15 522            | 280 808    | 789 275                 | 65 531 933 |
| 84122100 | Hydraulic power engine & motor with linear acting (cylinder)  | 137 827           | 1 504 203  | 1 403 723               | 10 013 757 |
| 84122900 | Hydraulic power engine & motor with non-linear acting (not cylinder)  | 11 280            | 185 769    | 176 050                 | 2 269 747  |
| 84123100 | Pneumatic power engine & motor with linear acting (cylinder)  | 1                 | 4 567      | 894                     | 53 105     |
| 84123900 | Pneumatic power engine & motor with non-linear acting (not cylinder)  | -                 | 5 719      | -                       | 240 381    |

Tabel 3 : Ekspor Indonesia menurut Komoditi ( Kode HS 8 digit )

|          |  | Oktober 2020      |           |                         |            |
|----------|--|-------------------|-----------|-------------------------|------------|
| Kode H S | Uraian golongan barang   | Berat bersih (Kg) |           | Nilai F.O.B. ( U S \$ ) |            |
|          |  | Bulan ini         | Kumulatif | Bulan ini               | Kumulatif  |
| (1)      | (2)  | (3)               | (4)       | (5)                     | (6)        |
| 84128000 | Engines; pneumatic power engines and motors, n.e.c. in heading no. 8412  | 150               | 121 713   | 200                     | 56 837     |
| 84129020 | Part for steam/other vapour power unit incorporating boiler  | 648               | 6 441     | 47 103                  | 432 516    |
| 84129090 | Part of hydraulic & pneumatic power engine and motor   | 827               | 105 289   | 223 784                 | 3 160 998  |
| 84131100 | Pump for dispensing fuel/lubricant, used in filling-station or in garages  | 13                | 1 912     | 176                     | 7 431      |
| 84131910 | Pump fitted with measuring device, electrically operated, excl for dispensing fuel/lubricant in filling-station/garage     | 10 075            | 21 522    | 27 321                  | 401 471    |
| 84131920 | Pump fitted with measuring device, not-electrically operated excl for dispensing fuel/lubricant in filling-station/garage  | 4 824             | 5 959     | 1 150                   | 55 742     |
| 84132010 | Water pumps  | 30 096            | 112 363   | 263 498                 | 956 016    |
| 84132020 | Breast pumps   | 577               | 666       | 29 227                  | 30 143     |
| 84132090 | Hand pumps, other than water pump and breast pump  | 313               | 33 325    | 297                     | 96 953     |
| 84133030 | Fuel pumps used for engine of motor vehicle designed for transport persons (incl station wagon & racing car) or goods      | 5 008             | 38 940    | 457 013                 | 3 173 068  |
| 84133040 | Water pumps used for engine of motor vehicle designed for transport persons (incl station wagon & racing car) or goods     | 25                | 905       | 24                      | 943        |
| 84133052 | Oth water pump for internal combustion piston engine (ex: marine) with inlet diameter > 200 mm, centrifugal type           | 8                 | 13        | 77                      | 118        |
| 84133090 | Lubricating medium pump for internal combustion piston engine  | 87 937            | 693 435   | 3 152 920               | 24 199 059 |
| 84134000 | Concrete pumps   | -                 | 45        | -                       | 1 025      |
| 84135031 | Water pumps on reciprocating positive displacement, with flow rate <= 8,000 m3/h, electrically operated                    | -                 | 2 448     | -                       | 35 391     |
| 84135032 | Water pumps on reciprocating positive displacement, with flow rate <= 8,000 m3/h, not electrically operated                | -                 | 28        | -                       | 4 660      |
| 84135090 | Other reciprocating positive displacement pumps (ex: water pump) with flow rate > 13,000 m3/h                              | 1 308             | 5 103     | 112 640                 | 254 406    |
| 84136031 | Water pumps on rotary positive displacement, with a flow rate <= 8,000 m3/h, electrically operated                         | 2 782             | 9 090     | 10 260                  | 72 026     |
| 84136032 | Water pumps on rotary positive displacement, with a flow rate <= 8,000 m3/h, not electrically operated                     | -                 | 1 550     | -                       | 7 102      |
| 84136090 | Other rotary positive displacement pumps (ex: water pump) with flow rate > 13,000 m3/h                                     | 9                 | 2 959     | 1 879                   | 107 307    |
| 84137011 | Single stage water pump for belt drive/direct coupling with inlet diameter <= 200 mm, centrifugal type                     | -                 | 14 015    | -                       | 123 962    |
| 84137019 | Single stage water pump for belt drive/direct coupling with inlet diameter > 200 mm, centrifugal type                      | 55 058            | 986 758   | 287 217                 | 5 400 195  |
| 84137031 | Submersible water pumps with inlet diameter <= 200 mm, centrifugal type  | -                 | 23 246    | -                       | 123 287    |
| 84137039 | Submersible water pumps with inlet diameter > 200 mm, centrifugal type   | 21 163            | 127 215   | 64 132                  | 339 509    |
| 84137042 | Oth water pump with flow rate <= 8,000 m3/h & inlet diameter <= 200 mm, electrically operated, centrifugal type            | 11 657            | 55 328    | 60 299                  | 322 435    |
| 84137043 | Oth water pump with flow rate <= 8,000 m3/h & inlet diameter <= 200 mm, not electrically operated, centrifugal type        | -                 | 190       | -                       | 2 535      |
| 84137049 | Oth water pump with flow rate <= 8,000 m3/h & inlet diameter > 200 mm, whether/not electrically operated, centrifugal type | 1                 | 12 587    | 4                       | 73 718     |
| 84137091 | Other water pumps with flow rate > 13,000 m3/h & inlet diameter <= 200 mm, centrifugal type                                | 36                | 36        | 333                     | 333        |
| 84137099 | Other water pumps with flow rate > 13,000 m3/h & inlet diameter > 200 mm, centrifugal type                                 | 3 054             | 13 969    | 76 147                  | 295 490    |
| 84138113 | Water pumps with flow rate <= 8,000 m3/h, electrically operated  | 200 323           | 2 444 823 | 947 831                 | 11 750 652 |
| 84138114 | Water pumps with flow rate <= 8,000 m3/h, not electrically operated  | 700               | 701       | 479                     | 481        |
| 84138119 | Water pumps with flow rate > 13,000 m3/h, whether/not electrically operated  | 36 254            | 269 682   | 410 715                 | 2 428 390  |
| 84138210 | Liquid elevators, electrically operated  | 37                | 51        | 1 258                   | 9 436      |

Tabel 3 : Ekspor Indonesia menurut Komoditi ( Kode HS 8 digit )

|          |   | Oktober 2020      |           |                         |            |
|----------|---|-------------------|-----------|-------------------------|------------|
| Kode H S | Uraian golongan barang  | Berat bersih (Kg) |           | Nilai F.O.B. ( U S \$ ) |            |
|          |   | Bulan ini         | Kumulatif | Bulan ini               | Kumulatif  |
| (1)      | (2)   | (3)               | (4)       | (5)                     | (6)        |
| 84139110 | Parts of water pumps  | 6 621             | 135 618   | 123 417                 | 706 211    |
| 84139120 | Parts of breast pump and hand pump (other than water pump)  | -                 | 8 475     | -                       | 168 416    |
| 84139130 | Parts of single stage water pumps for belt drive or directcoupling with inlet diameter<= / > 200 mm, centrifugal type | 83                | 7 430     | 4 968                   | 213 276    |
| 84139140 | Parts of submersible water pump & oth water pump with flowrate <= & / > 13,000 m3/h & inlet diameter <= / > 200 mm    | 27 637            | 290 532   | 89 792                  | 961 807    |
| 84139190 | Part of fuel/lubricating/cooling medium pump,concrete pump,reciprocating/rotary positive displacement water pump      | 216 940           | 1 402 955 | 3 371 538               | 22 008 486 |
| 84139200 | Parts of liquid elevators   | 19                | 1 025     | 2 905                   | 15 549     |
| 84141000 | Vacuum pumps  | 4 772             | 39 557    | 772                     | 135 609    |
| 84142010 | Bicycle pumps   | 5                 | 1 749     | 6                       | 2 651      |
| 84142090 | Hand or foot operated air pumps other than bicycle pumps  | 980               | 4 571     | 14 496                  | 47 006     |
| 84143040 | Compressors used in refrigerating equip, with refrigerationcapacity > 21.10 kW or displacement revolution >= 220 cc   | 10 971            | 67 485    | 38 491                  | 612 284    |
| 84143090 | Compressors used in refrigerating equip, with refrigerationcapacity <= 21.10 kW or displacement revolution < 220 cc   | 32 908            | 179 374   | 230 865                 | 1 934 733  |
| 84144000 | Air compressors mounted on a wheeled chassis for towing   | 1 825             | 369 620   | 571                     | 1 342 340  |
| 84145110 | Table & box fans with a self-contained electric motor of anoutput <= 125 W  | 4 311             | 34 213    | 3 670                   | 77 344     |
| 84145191 | Floor,wall,window,ceiling/roof fans of an output <= 125 Wwith protective screen                                       | 6 194             | 99 817    | 42 078                  | 623 392    |
| 84145199 | Floor,wall,window,ceiling/roof fans of an output <= 125 Wwith un-protective screen                                    | 278               | 193 943   | 772                     | 1 534 518  |
| 84145920 | Explosion-proof air fans used in underground mining ofa capacity <= 125 kW  | -                 | 12        | -                       | 1 039      |
| 84145930 | Blowers of a capacity <= 125 kW   | 2 974             | 59 230    | 28 260                  | 635 055    |
| 84145941 | Fans excl: table/floor/wall/similar; explossion-proof air;blower, with capacity <= 125 kW & protective screen         | -                 | 1         | -                       | 64         |
| 84145949 | Fans excl: table/floor/wall/similar; explossion-proof air;blower, with capacity <= 125 kW & protective screen         | 61 947            | 473 290   | 1 060 712               | 9 543 786  |
| 84145950 | Blowers of a capacity > 125 kW  | -                 | 3 750     | -                       | 45 382     |
| 84145991 | Fans excl: table/floor/wall/similar; blower, with capacity> 125 kW & protective screen                                | -                 | 1 090     | -                       | 6 944      |
| 84145992 | Explosion-proof air fans used in underground mining withcapacity > 125 kW   | 231               | 525       | 5 537                   | 30 773     |
| 84145999 | Fans excl: table/floor/wall/similar; blower, with capacity> 125 kW & un-protective screen                             | 112               | 4 874     | 2 671                   | 90 701     |
| 84146011 | Laminar airflow cabinets fitted with filters in horizontalside <= 120 cm  | 52 480            | 293 501   | 219 907                 | 1 224 073  |
| 84146019 | Hoods ventilation fitted with filter in horizontal side<= 120 cm, other than laminar air flow cabinets                | 1 304             | 33 424    | 6 824                   | 171 990    |
| 84146091 | Hood ventilation not fitted with filter, for industrial usein horizontal side <= 120 cm                               | -                 | 2         | -                       | 35         |
| 84146099 | Hood ventilation not fitted with filter, not for industrialuse in horizontal side <= 120 cm                           | 147               | 3 584     | 861                     | 55 911     |
| 84148011 | Laminar airflow cabinets fitted with filters in horizontalside > 120 cm   | 317 051           | 2 836 933 | 1 268 189               | 11 797 579 |
| 84148019 | Hoods ventilation fitted with filter in horizontal side> 120 cm, other than laminar air flow cabinets                 | 15 024            | 28 363    | 42 247                  | 109 145    |
| 84148021 | Hood ventilation not fitted with filter, for industrial usein horizontal side > 120 cm                                | -                 | 18 874    | -                       | 48 256     |
| 84148029 | Hood ventilation not fitted with filter, not for industrialuse in horizontal side > 120 cm                            | -                 | 1 457     | -                       | 24 730     |
| 84148030 | Free-piston generators for gas turbines   | 875               | 1 372     | 21 525                  | 97 739     |
| 84148041 | Gas compression module for use in oil drilling operations   | 734 026           | 2 155 372 | 2 675 207               | 7 405 093  |
| 84148042 | Compressors used for automotive air conditioners  | 698 506           | 5 273 094 | 11 747 504              | 87 646 453 |
| 84148043 | Sealed units for air conditioning machines  | 8                 | 88        | 791                     | 1 482      |
| 84148049 | Compressor excl for refrigerating equip, air, gas in oildrill operation, automotive AC & sealed unit for AC machine   | 514 862           | 3 339 757 | 2 498 854               | 17 640 826 |

Tabel 3 : Ekspor Indonesia menurut Komoditi ( Kode HS 8 digit )

|          |  | Oktober 2020      |            |                         |            |
|----------|--|-------------------|------------|-------------------------|------------|
| Kode H S | Uraian golongan barang   | Berat bersih (Kg) |            | Nilai F.O.B. ( U S \$ ) |            |
|          |  | Bulan ini         | Kumulatif  | Bulan ini               | Kumulatif  |
| (1)      | (2)  | (3)               | (4)        | (5)                     | (6)        |
| 84148050 | Air pumps with horizontal side > 120 cm  | 90 585            | 1 190 857  | 893 907                 | 11 003 145 |
| 84148090 | Hoods ventilation with horizontal side > 120 cm  | 163               | 5 704      | 2 197                   | 104 229    |
| 84149021 | Parts of AC machine, refrigerator, electro-mechanical domestic app & electric instantaneous/storage water heater             | 112               | 15 182     | 7 564                   | 131 258    |
| 84149022 | Parts of blowers   | 522               | 2 370      | 11 389                  | 57 355     |
| 84149029 | Parts of table, floor, wall, window, ceiling/roof fans & explosion-proof air fans  | 16 891            | 259 294    | 293 877                 | 3 488 781  |
| 84149031 | Parts of hoods ventilation fitted/not with filter in horizontal side <= 120 cm   | 10 725            | 78 627     | 228 579                 | 1 542 900  |
| 84149032 | Parts of hoods ventilation fitted/not with filter in horizontal side > 120 cm  | 1 678             | 101 864    | 21 210                  | 393 001    |
| 84149041 | Parts of vacuum pumps for electrically operated machines   | -                 | 58         | -                       | 107 892    |
| 84149042 | Parts of vacuum pumps for not electrically operated machine  | -                 | 11         | -                       | 598        |
| 84149050 | Parts of hand or foot operated air pumps   | -                 | 7          | -                       | 245        |
| 84149060 | Parts of compressors used in refrigerating equipment   | 21 035            | 81 741     | 169 590                 | 1 373 890  |
| 84149071 | Parts of air compressors mounted on wheeled chassis for towing for electrically operated machines                            | -                 | 58         | -                       | 3 265      |
| 84149091 | Part of free piston generator, oil drilling gas/automotive AC/sealed unit AC compressor for electrically operated            | 1 595             | 173 767    | 22 210                  | 2 869 863  |
| 84149092 | Part of free piston generator, oil drilling gas/automotive AC/sealed unit AC compressor for not electrically operated        | 438               | 4 795      | 38 167                  | 544 402    |
| 84151010 | AC machines of cooling capacity <= 26.38kW fixed to window, wall, ceiling/floor, self-contained/split-system                 | 117 639           | 11 407 487 | 611 114                 | 56 189 567 |
| 84151090 | AC machines of cooling capacity > 26.38kW fixed to window, wall, ceiling/floor, self-contained/split-system                  | 4 237             | 56 328     | 48 320                  | 410 145    |
| 84152010 | AC machines of cooling capacity <= 26.38 kW used for person in motor vehicles  | 818               | 16 495     | 18 426                  | 494 984    |
| 84152090 | AC machines of cooling capacity > 26.38 kW used for person in motor vehicles   | 975               | 6 579      | 15 095                  | 88 718     |
| 84158119 | AC mach of cooling capacity <=21.10kW & air flow rate >67.96m3/min, incorp refrigerating & reversible heat pump, in aircraft | -                 | 5          | -                       | 15         |
| 84158139 | AC mach of cooling capacity >26.38kW, incorp refrigerating & reversible heat pump, used in motor vhl not for person          | 68                | 667        | 5 349                   | 30 215     |
| 84158191 | AC mach of cooling capacity >21.10kW & air flow rate >67.96m3/min, incorp refrigerating & reversible heat pump, in marine    | 1                 | 515        | 25                      | 101 638    |
| 84158193 | AC mach of cooling capacity <=21.10kW & air flow rate >67.96m3/min, incorp refrigerating & reversible heat pump, in marine   | 0                 | 1 918      | 1                       | 19 971     |
| 84158199 | AC mach of cooling capacity >26.38kW & air flow rate >67.96m3/min, incorp refrigerating & reversible heat pump, in marine    | -                 | 801        | -                       | 8 849      |
| 84158239 | AC mach of cooling capacity >26.38kW, incorp refrigerating unit, used in motor vhl not for person                            | -                 | 38         | -                       | 11 355     |
| 84158291 | AC mach of cooling capacity <=26.38kW, incorp refrigerating unit, used in marine   | -                 | 91         | -                       | 628        |
| 84158299 | AC mach of cooling capacity >26.38kW, incorp refrigerating unit, used in marine  | -                 | 12 125     | -                       | 66 673     |
| 84158319 | AC mach of cooling capacity <=21.10kW & air flow rate >67.96m3/min, not incorp refrigerating unit, used in aircraft          | -                 | 155        | -                       | 3 230      |
| 84158329 | AC mach of cooling capacity > 26.38 kW, not incorporating refrigerating unit, used in railway rolling stock                  | -                 | 950        | -                       | 5 939      |
| 84158391 | AC mach of cooling capacity <= 26.38 kW, not incorporating refrigerating unit, used in marine                                | 609               | 957        | 4 900                   | 12 253     |
| 84158399 | AC mach of cooling capacity > 26.38 kW, not incorporating refrigerating unit, used in marine                                 | 8                 | 5 815      | 385                     | 36 719     |

Tabel 3 : Ekspor Indonesia menurut Komoditi ( Kode HS 8 digit )

| Kode H S | Uraian golongan barang   | Oktober 2020      |            |                         |             |
|----------|--|-------------------|------------|-------------------------|-------------|
|          |  | Berat bersih (Kg) |            | Nilai F.O.B. ( U S \$ ) |             |
|          |  | Bulan ini         | Kumulatif  | Bulan ini               | Kumulatif   |
| (1)      | (2)  | (3)               | (4)        | (5)                     | (6)         |
| 84159013 | Part of machine used in aircraft/railway rolling stock with a cooling capacity <= 21.10 kW                             | -                 | 22         | -                       | 3 681       |
| 84159014 | Part of evaporator/condenser for AC machine for motorvehicle with a cooling capacity <= 21.10 kW                       | 25 966            | 278 681    | 543 974                 | 5 333 279   |
| 84159015 | Part of chassis, welded & painted oth than used in aircraftfor railway with a cooling capacity <= 21.10 kW             | 0                 | 16         | 141                     | 668         |
| 84159019 | Part of machine used in marine with a cooling capacity <= 21.10 kW   | 82 899            | 511 447    | 925 536                 | 8 701 250   |
| 84159025 | Part of machine used in other vehicle with air flow rate> 67.96 m3/min & 21.10 kW < cooling capacity <= 26.38 kW       | -                 | 404        | -                       | 9 221       |
| 84159029 | Part of machine used in other vehicle with air flow rate<= 67.96 m3/min & 21.10 kW < cooling capacity <= 26.38 kW      | 48                | 2 137      | 528                     | 46 971      |
| 84159034 | Part of machine used in aircraft/RRS with air flow rate> 67.96 m3/min & 26.38 kW < cooling capacity <= 52.75 kW        | 296               | 1 980      | 3 515                   | 42 969      |
| 84159039 | Part of machine used in other vehicle with air flow rate<= 67.96 m3/min & 26.38 kW < cooling capacity <= 52.75 kW      | -                 | 9 794      | -                       | 19 000      |
| 84159045 | Part of machine used in other vehicle with air flow rate> 67.96 m3/min & cooling capacity > 52.75 kW                   | 58 234            | 431 298    | 938 466                 | 4 974 806   |
| 84159049 | Part of machine used in other vehicle with air flow rate<= 67.96 m3/min & cooling capacity > 52.75 kW                  | 13 757            | 68 486     | 242 635                 | 1 030 931   |
| 84161000 | Furnace burners for liquid fuel  | -                 | 1 380      | -                       | 14 220      |
| 84162000 | Furnace burners for pulverised fuel or gas, includingcombination burners   | -                 | 1 758      | -                       | 162 161     |
| 84163000 | Mechanical stokers, including mechanical grates, mechanicalash dischargers and similar appliances                      | -                 | 1          | -                       | 25          |
| 84169000 | Part of furnace burner for liquid fuel/pulverised fuel/gas,mechanic stoker incl grate, mechanic ash discharge& similar | 327               | 2 375      | 16 270                  | 39 519      |
| 84171000 | Furnace & oven for the roasting, melting or other heat-treatment of ores, pyrites/metals                               | -                 | 557 132    | -                       | 2 560 430   |
| 84172000 | Bakery ovens, including biscuit ovens  | 13 068            | 142 315    | 87 366                  | 930 744     |
| 84178000 | Furnace & oven including incinerators for laboratory, non-electric   | 7 302             | 63 766     | 16 372                  | 330 136     |
| 84179000 | Part of industrial or laboratory furnace and oven, includeincinerator, non-electric                                    | 32                | 48 574     | 21                      | 181 989     |
| 84181011 | Combined refrigerator-freezer of capacity <= 230 l, fittedwith separate external door, household type                  | 2 445 658         | 22 247 066 | 7 938 960               | 81 256 216  |
| 84181019 | Combined refrigerator-freezer of capacity > 230 l, fittedwith separate external door, household type                   | 3 846 962         | 41 751 532 | 11 881 931              | 151 230 302 |
| 84181020 | Combined refrigerator-freezer of capacity <= 350 l, fittedwith separate external door, not household type              | -                 | 1 294      | -                       | 4 718       |
| 84181090 | Combined refrigerator-freezer of capacity > 350 l, fittedwith separate external door, not household type               | 62 256            | 338 619    | 127 750                 | 1 284 806   |
| 84182110 | Refrigerator of capacity <= 230l, household & compressiontype  | 858 194           | 4 043 169  | 2 647 304               | 13 228 670  |
| 84182190 | Refrigerator of capacity > 230l, household & compressiontype   | 59                | 33 655     | 171                     | 93 364      |
| 84182900 | Refrigerator for household but not compression type  | 3 018             | 26 863     | 5 595                   | 41 510      |
| 84183010 | Freezers of a capacity <= 200 l, the chest type  | -                 | 2 716      | -                       | 11 593      |
| 84183090 | Freezers of 200 l < capacity <= 800 l, the chest type  | 1 456             | 53 483     | 12 983                  | 123 953     |
| 84184010 | Freezers of a capacity <= 200 l, the upright type  | 25 838            | 1 069 270  | 121 164                 | 4 951 953   |
| 84184090 | Freezers of 200 l < capacity <= 800 l, the upright type  | 400               | 10 667     | 2 290                   | 73 837      |
| 84185011 | Display counter,show-case&similar of capacity>200 l, incorprefirgerating equipment, for medical/surgical/laboratory    | -                 | 3 073      | -                       | 82 456      |
| 84185019 | Display counter,show-case&similar of capacity>200 l, incorprefirgerating equipment, for storage and display            | 341 678           | 969 711    | 1 176 560               | 3 582 204   |
| 84185091 | Chest & cabinet of capacity > 200 l, incorporating freezingequipment, for medical/surgical/laboratory                  | -                 | 1 796      | -                       | 36 854      |
| 84185099 | Chest & cabinet of capacity > 200 l, incorporating freezingequipment, for storage and display                          | -                 | 871 968    | -                       | 2 564 778   |
| 84186100 | Heat pumps other than air conditioning machines  | -                 | 200        | -                       | 4 111       |
| 84186910 | Beverage coolers   | 7 398             | 61 172     | 31 493                  | 378 597     |
| 84186930 | Cold water dispenser   | -                 | 1 713      | -                       | 16 610      |

Tabel 3 : Ekspor Indonesia menurut Komoditi ( Kode HS 8 digit )

|          |   | Oktober 2020      |           |                         |            |
|----------|---|-------------------|-----------|-------------------------|------------|
| Kode H S | Uraian golongan barang  | Berat bersih (Kg) |           | Nilai F.O.B. ( U S \$ ) |            |
|          |   | Bulan ini         | Kumulatif | Bulan ini               | Kumulatif  |
| (1)      | (2)   | (3)               | (4)       | (5)                     | (6)        |
| 84186941 | Water chillers with refrigeration capacity > 21.10 kW, for air conditioning machines  | -                 | 5         | -                       | 100        |
| 84186949 | Water chillers with refrigeration capacity > 21.10 kW, not for air conditioning machines                                      | -                 | 14 808    | -                       | 105 415    |
| 84186950 | Scale ice-maker units   | -                 | 1         | -                       | 15         |
| 84186990 | Refrigerating/freezing equipment, other than beverage cooler, water chiller for AC or not & scale ice-maker unit              | 35 228            | 319 691   | 639 587                 | 5 136 514  |
| 84189100 | Parts of furniture designed to receive refrigerating or freezing equipment  | 12                | 66 532    | 17                      | 193 087    |
| 84189910 | Parts of evaporators or condensers  | 265 353           | 3 455 817 | 2 583 010               | 34 325 955 |
| 84189940 | Parts of aluminium roll-bonded panel for good of subhead 8418.10.11, 8418.10.19, 8418.21.10, 8418.21.90, 8418.29.00           | 7 579             | 113 365   | 336 112                 | 5 508 427  |
| 84189990 | Parts of refrigerator, freezer & other refrigerating/freezing equipment, electric or other; heat pump not for AC machines     | 269 821           | 3 529 615 | 3 742 617               | 29 343 535 |
| 84191110 | Instantaneous gas water heater for household type, non-electric   | -                 | 1         | -                       | 0          |
| 84191190 | Instantaneous gas water heater not for household type, non-electric   | 19 546            | 87 021    | 22 970                  | 223 222    |
| 84191910 | Storage water heaters for household type, non-electric  | 60                | 595       | 136                     | 9 277      |
| 84191990 | Storage water heaters not for household type, non-electric  | 73                | 15 614    | 17 813                  | 170 352    |
| 84192000 | Medical, surgical or laboratory sterilisers   | -                 | 8 438     | -                       | 23 721     |
| 84193140 | Dryers for agricultural product, electrically operated  | 480               | 12 036    | 80                      | 56 735     |
| 84193190 | Dryers for agricultural product, not electrically operated  | -                 | 55 036    | -                       | 492 446    |
| 84193911 | Dryers of machinery for processing material by heating, for the manufacture of PCB/PWB/PCA, electrically operated             | -                 | 1 165     | -                       | 5 779      |
| 84193919 | Dryer, other than for agricultural product, wood, paper pulp, paper/paperboard, electrically operated                         | 28 671            | 327 418   | 564 615                 | 3 366 282  |
| 84194010 | Distilling or rectifying plant, electrically operated   | -                 | 286 576   | -                       | 1 133 367  |
| 84195010 | Cooling towers  | -                 | 84 242    | -                       | 215 552    |
| 84195091 | Heat exchange units, other than cooling tower, electrically operated  | 99                | 6 881     | 7 042                   | 77 062     |
| 84195092 | Heat exchange units, other than cooling tower, not electrically operated  | 6                 | 18 495    | 984                     | 176 839    |
| 84196010 | Machinery for liquefying air/other gas, electrically operated   | 32                | 2 247     | 437                     | 100 770    |
| 84198110 | Machinery, plant & equipment for making hot drinks/cooking/heating food, electrically operated                                | 248 538           | 1 541 875 | 1 344 648               | 8 440 852  |
| 84198120 | Machinery, plant & equipment for making hot drinks/cooking/heating food, not electrically operated                            | 57 899            | 511 497   | 163 457                 | 1 365 099  |
| 84198913 | Machinery for processing material by heating, for the manufacture of PCB/PWB/PCA, electrically operated                       | -                 | 2 210     | -                       | 33 877     |
| 84198919 | Machinery, plant & equipment, other than for making hot drink/cooking/heating food, electrically operated                     | 103 981           | 1 093 273 | 1 229 935               | 16 078 429 |
| 84198920 | Machinery, plant & equipment, other than for making hot drink/cooking/heating food, not electrically operated                 | 124               | 303       | 1 148                   | 39 344     |
| 84199012 | Parts of machinery for processing material by heating, for the manufacture of PCB/PWB/PCA, electrically operated              | 10 173            | 25 842    | 7 485                   | 230 097    |
| 84199013 | Parts of casings for cooling towers, electrically operated  | 8 145             | 43 418    | 57 895                  | 306 459    |
| 84199019 | Parts of machine/plant/laboratory for cooking/roasting/drying/steaming/similar except for domestic, electrically operated     | 3 526             | 305 576   | 100 980                 | 3 187 403  |
| 84199022 | Parts of instantaneous gas water heaters, household type, not electrically operated   | -                 | 2 811     | -                       | 680        |
| 84199029 | Parts of machine/plant/laboratory for cooking/roasting/drying/steaming/similar except for domestic, non-electrically operated | 32 035            | 114 314   | 194 838                 | 751 427    |
| 84201010 | Machine for dry film/liquid photo resist, photo-sensitive layer, solder paste, solder/adhesive material on PCB/PWB/component  | -                 | 18        | -                       | 658        |
| 84201020 | Ironing machines or wringers for domestic use   | -                 | 2         | -                       | 15         |



Tabel 3 : Ekspor Indonesia menurut Komoditi ( Kode HS 8 digit )

|          |   | Oktober 2020      |            |                         |            |
|----------|---|-------------------|------------|-------------------------|------------|
| Kode H S | Uraian golongan barang  | Berat bersih (Kg) |            | Nilai F.O.B. ( U S \$ ) |            |
|          |   | Bulan ini         | Kumulatif  | Bulan ini               | Kumulatif  |
| (1)      | (2)   | (3)               | (4)        | (5)                     | (6)        |
| 84201090 | Calendering/rolling mach,oth than for dry film/liquid photoresist/similar on PCB/PWB; ironing mach/wringer for domestic | 14                | 19 444     | 12                      | 24 026     |
| 84209190 | Parts of calendering/rolling mach oth than for dry film/liquid photo/similar on PCB/PWB, cylinders                      | -                 | 3 603      | -                       | 4 748      |
| 84209990 | Parts of calendering/rolling mach oth than for dry film/liquid photo/similar on PCB/PWB, not cylinders                  | -                 | 1 666      | -                       | 128 557    |
| 84211200 | Clothes-dryers, centrifugal type  | -                 | 1 480      | -                       | 4 267      |
| 84211990 | Centrifuges machinery oth than used for sugar manufacture   | 20 434            | 138 886    | 78 991                  | 758 081    |
| 84212111 | Filtering machinery and apparatus of a capacity <= 500 l/hfor domestic use  | 5 291             | 42 002     | 17 523                  | 321 867    |
| 84212119 | Purifying machinery and apparatus of a capacity <= 500 l/hfor domestic use  | 30 599            | 197 035    | 250 500                 | 2 083 976  |
| 84212122 | Filtering or purifying machinery and apparatus for water ofa capacity > 500 l/h, electrically operated                  | -                 | 312 121    | -                       | 577 294    |
| 84212123 | Filtering or purifying machinery and apparatus for water ofa capacity > 500 l/h, not electrically operated              | 1                 | 304        | 25                      | 2 655      |
| 84212290 | Filtering or purifying beverage other than water machinery of a capacity > 500 l/h, not electrically operated           | 45                | 7 357      | 394                     | 188 160    |
| 84212311 | Oil filters of internal combustion engines for machinery ofheading 84.29 or 84.30                                       | 593               | 11 119     | 21 459                  | 335 356    |
| 84212319 | Petrol filters of internal combustion engines for machineryof heading 84.29 or 84.30                                    | 8 371             | 105 682    | 47 970                  | 434 027    |
| 84212321 | Oil filters of internal combustion engines for motor vhclof Chapter 87  | 1 415 089         | 14 879 380 | 7 089 678               | 73 487 214 |
| 84212329 | Petrol filter of internal combustion engines for motor vhclof Chapter 87  | 24 792            | 397 525    | 299 616                 | 2 631 941  |
| 84212391 | Oil filters of internal combustion engines other than formach of heading 84.29/84.30 and motor vehicle of Chapter 87    | 53                | 949        | 4 277                   | 48 674     |
| 84212399 | Petrol filters for internal combustion engine other than ofmach of heading 84.29/84.30 and motor vehicle of Chapter 87  | 172               | 12 795     | 4 417                   | 508 593    |
| 84212910 | Filtering or purifying machinery and apparatus for liquidsof a kind suitable for medical, surgical or laboratory use    | -                 | 794        | -                       | 11 156     |
| 84212930 | Filtering or purifying machinery and apparatus for liquidsof a kind used in oil drilling operations                     | 5                 | 7 243      | 435                     | 292 882    |
| 84212940 | Petrol filter oth than for medical/surgical/laboratory use,sugar manufacture & oil drilling operations                  | -                 | 1 962      | -                       | 29 012     |
| 84212950 | Oil filter oth than for medical/surgical/laboratory use,sugar manufacture & oil drilling operations                     | 269               | 8 470      | 30 908                  | 320 230    |
| 84212990 | Filtering/purifying mach & aparatus, oth than for medical/surgical/laboratory,sugar manufacture&oil drilling operation  | 14 913            | 206 145    | 140 782                 | 3 340 427  |
| 84213110 | Intake air filters of internal combustion engines for machof heading 84.29 or 84.30                                     | 120               | 1 284      | 8 202                   | 25 685     |
| 84213120 | Intake air filters of internal combustion engines for motorvehicles of Chapter 87                                       | 437 292           | 3 945 083  | 3 777 278               | 32 087 517 |
| 84213190 | Intake air filters for internal combustion engines oth thanof mach of heading 84.29/84.30 and motor vhcl of Chapter 87  | 5 878             | 167 665    | 66 795                  | 3 500 076  |
| 84213920 | Air purifiers   | 16 400            | 92 956     | 82 208                  | 725 936    |
| 84213990 | Filtering/purifying mach & aparatus for gases   | 68 103            | 535 079    | 804 873                 | 7 978 702  |
| 84219110 | Parts of clothes dryers   | -                 | 10         | -                       | 51         |
| 84219190 | Parts of cream separators or centrifuge machinery oth thanused for sugar manufacture                                    | 5 111             | 5 934      | 28 769                  | 66 899     |
| 84219921 | Filtering cartridges of oil filter of mach of heading 84.29or 84.30 and motor vehicle of chapter 87                     | 11                | 14         | 800                     | 2 268      |
| 84219929 | Filtering cartridges of petrol filter of mach of heading84.29 or 84.30 and motor vehicle of chapter 87                  | 55 525            | 473 915    | 322 887                 | 2 908 478  |
| 84219930 | Parts of intake air filters for internal combustion engines   | 6 770             | 50 078     | 43 481                  | 465 781    |
| 84219994 | Parts of filtering machinery&apparatus of capacity<=500 l/hfor domestic use   | -                 | 76         | -                       | 782        |

Tabel 3 : Ekspor Indonesia menurut Komoditi ( Kode HS 8 digit )

|          |  | Oktober 2020      |           |                         |           |
|----------|--|-------------------|-----------|-------------------------|-----------|
| Kode H S | Uraian golongan barang   | Berat bersih (Kg) |           | Nilai F.O.B. ( U S \$ ) |           |
|          |  | Bulan ini         | Kumulatif | Bulan ini               | Kumulatif |
| (1)      | (2)  | (3)               | (4)       | (5)                     | (6)       |
| 84219996 | Part of internal combustion engine oil filter for mach ofhead 84.29/84.30 & oth than for those/motor vhcl Chapter 87     | -                 | 35        | -                       | 2 441     |
| 84219998 | Part of oil filter oth than for medical/surgical/laboratorysugar manufacture&oil drilling& filtering/purifying for gas   | 598               | 34 213    | 12 500                  | 1 048 206 |
| 84219999 | Part of filtering/purifying mach&aparatus for liquid/gas of 8421.21.19-90,8421.29.10,8421.29.30-40,8421.29.90,8421.39.20 | 39 044            | 269 686   | 491 110                 | 3 628 728 |
| 84221100 | Dish washing machines for household type   | -                 | 122       | -                       | 1 019     |
| 84221900 | Dish washing machines not for household type   | 372               | 3 667     | 5 024                   | 34 106    |
| 84222000 | Machinery for cleaning/drying bottles/other containers   | 12                | 3 588     | 20                      | 4 498     |
| 84223000 | Mach for filling,closing,sealing/labelling bottle/can/box/oth; capsuling bottle/jars/tube/similar; aerating beverage     | 197 059           | 226 130   | 5 878 601               | 6 654 912 |
| 84224000 | Packing/wrapping mach (including heat-shrink wrapping mach)  | 31 953            | 295 892   | 1 092 064               | 8 385 898 |
| 84229010 | Parts of dish washing machines for household type  | -                 | 732       | -                       | 19 700    |
| 84229090 | Parts of machine of heading 84.22, oth than of dish washingmachines for household type                                   | 10 642            | 94 861    | 102 141                 | 1 646 807 |
| 84231010 | Personal weighing machine, including baby scale; householdscale, electrically operated                                   | 20                | 855       | 260                     | 7 673     |
| 84231020 | Personal weighing machine, including baby scale; householdscale, not electrically operated                               | -                 | 6 804     | -                       | 12 338    |
| 84232010 | Scales for continuous weighing of goods on conveyors,electrically operated   | 30                | 1 404     | 125                     | 5 768     |
| 84232020 | Scales for continuous weighing of goods on conveyors,not electrically operated   | -                 | 58        | -                       | 1 516     |
| 84233010 | Constant weight scale machinery of material into a bag orcontainer, including hopper scale, electrically operated        | -                 | 310       | -                       | 20 758    |
| 84233020 | Constant weight scale machinery of material into a bag orcontainer, including hopper scale, not electrically operated    | 406               | 1 141     | 1 173                   | 6 936     |
| 84238110 | Weighing mach of capacity <= 30 kg, electrically operated,oth than of subhead 8421.10, 8423.20 or 8423.30                | 21 267            | 189 547   | 915 316                 | 7 999 253 |
| 84238120 | Weighing mach of capacity<= 30kg,not electrically operated,oth than of subhead 8421.10, 8423.20 or 8423.30               | -                 | 1         | -                       | 1 500     |
| 84238211 | Weighing mach of 30 kg < capacity <= 1,000 kg,electrically operated, oth than of subhead 8421.10, 8423.20 or 8423.30     | -                 | 3 574     | -                       | 8 017     |
| 84238219 | Weighing mach of 1,000kg < capacity <= 5,000kg,electricallyoperated, oth than of subhead 8421.10, 8423.20 or 8423.30     | 108               | 44 470    | 4 127                   | 90 782    |
| 84238221 | Weighing mach of 30kg< capacity <=1,000kg,not electrically operated, oth than of subhead 8421.10, 8423.20 or 8423.30     | 300               | 300       | 50                      | 50        |
| 84238229 | Weighing mach of 1,000kg<capacity<=5,000kg,not electricallyoperated, oth than of subhead 8421.10, 8423.20 or 8423.30     | -                 | 106       | -                       | 9 429     |
| 84238910 | Weighing mach of capacity > 5,000kg, electrically operated,oth than of subhead 8421.10, 8423.20, or 8423.30              | 40                | 2 434     | 1 135                   | 142 849   |
| 84238920 | Weighing mach of capacity > 5,000kg, not electricallyoperated, oth than of subhead 8421.10, 8423.20 or 8423.30           | 50                | 264       | 10                      | 50 268    |
| 84239010 | Weighing machine weights   | 2                 | 2 266     | 3 117                   | 4 309     |
| 84239021 | Part of weighing machinery, electrically operated, oth thanof weighing machine weight                                    | 3 019             | 35 225    | 83 354                  | 1 295 785 |
| 84239029 | Part of weighing machinery, not electrically operated, oththan of weighing machine weight                                | -                 | 207       | -                       | 5 092     |
| 84241010 | Fire extinguisher of kind for aircraft, whether/not charged  | -                 | 12        | -                       | 100       |
| 84241090 | Fire extinguisher oth than of kind for aircraft,whether/notcharged   | 2 305             | 3 018     | 1 552                   | 7 122     |
| 84242011 | Spray gun & similar appliance, electrically operated, foragricultural / horticultural                                    | -                 | 32        | -                       | 60        |
| 84242019 | Spray gun & similar appliance, electrically operated, oththan for agricultural / horticultural                           | 1 550             | 12 428    | 100 032                 | 966 395   |
| 84242021 | Spray gun & similar appliance, not electrically operated,for agricultural / horticultural                                | -                 | 107       | -                       | 1 083     |

Tabel 3 : Ekspor Indonesia menurut Komoditi ( Kode HS 8 digit )

|          |  | Oktober 2020      |           |                         |           |
|----------|--|-------------------|-----------|-------------------------|-----------|
| Kode H S | Uraian golongan barang   | Berat bersih (Kg) |           | Nilai F.O.B. ( U S \$ ) |           |
|          |  | Bulan ini         | Kumulatif | Bulan ini               | Kumulatif |
| (1)      | (2)  | (3)               | (4)       | (5)                     | (6)       |
| 84242029 | Spray gun & similar appliance, not electrically operated,other than for agricultural / horticultural                   | 5                 | 11 588    | 5                       | 79 248    |
| 84243000 | Steam/sand blasting mach & similar jet projecting mach   | 1 934             | 54 538    | 3 032                   | 370 079   |
| 84244110 | Portable hand-operated insecticide sprayer   | 47 736            | 197 515   | 357 143                 | 1 352 073 |
| 84244120 | Portable sprayer oth than hand-operated insecticide, notelectrically operated, for agricultural/horticultural          | -                 | 18        | -                       | 33        |
| 84244190 | Portable sprayer oth than hand-operated insecticide,electrically operated, for agricultural/horticultural              | 31                | 435       | 109                     | 1 504     |
| 84244910 | Un-portable sprayer,electrically operated,for agricultural/horticultural   | -                 | 123       | -                       | 2 100     |
| 84244920 | Un-portable sprayer, not electrically operated, foragricultural/horticultural  | 60                | 60        | 5 233                   | 5 233     |
| 84248220 | Mechanical appliances, electrically operated, foragricultural/horticultural,   | -                 | 110       | -                       | 3 800     |
| 84248910 | Hand-operated household sprayers of capacity <= 3 l  | 4                 | 118 056   | 10                      | 418 551   |
| 84248920 | Spray heads with dip tubes   | 3 415             | 5 377     | 15 531                  | 29 212    |
| 84248940 | Wet processing equipment;apparatus for the spot applicationof liquid;apparatus for the application of dry film/similar | -                 | 681       | -                       | 5 657     |
| 84248950 | Mechanical appliances, electrically operated, oth than foragricultural/horticultural                                   | 4 246             | 61 262    | 89 088                  | 1 446 304 |
| 84248990 | Mechanical appliances, not electrically operated, oth thanfor agricultural/horticultural                               | 12 438            | 76 584    | 160 707                 | 986 178   |
| 84249010 | Parts of fire extinguishers  | 2 994             | 13 112    | 42 142                  | 369 890   |
| 84249023 | Parts of spray gun&similar appliance,electrically operated,oth than for agricultural / horticultural                   | 686               | 6 375     | 26 557                  | 70 363    |
| 84249029 | Parts of spray gun & similar appliance, not electricallyoperated, oth than for agricultural / horticultural            | 20                | 1 008     | 80                      | 41 349    |
| 84249030 | Parts of steam/sand blasting mach & similar jet projectingmach   | 2 025             | 12 168    | 56 641                  | 216 566   |
| 84249095 | Parts of goods of subheading 8424.41.90, 8424.49.10 or8424.82.20   | -                 | 13        | -                       | 9 211     |
| 84249099 | Parts of goods of subheading 8424.89.10, 8424.89.20,8424.89.40, 8424.89.50 or 8424.89.90                               | 85 583            | 411 225   | 351 049                 | 2 876 369 |
| 84251100 | Pulley tackle and hoists oth than skip hoist/hoist used forraising vehicle, powered by electric motor                  | -                 | 8 731     | -                       | 13 069    |
| 84251900 | Pulley tackle and hoists oth than skip hoist/hoist used forraising vehicle, powered oth than by electric motor         | 4 209             | 118 834   | 6 618                   | 173 803   |
| 84253100 | Winches; capstans, powered by electric motor   | 59 650            | 137 438   | 33 753                  | 339 683   |
| 84253900 | Winches; capstans, powered oth than by electric motor  | 21 960            | 346 072   | 157 140                 | 5 516 717 |
| 84254100 | Built-in jacking systems used in garages   | 795               | 10 464    | 937                     | 9 841     |
| 84254210 | Jacks used in tipping mechanisms for lorries, hydraulic  | 324               | 8 014     | 709                     | 20 060    |
| 84254290 | Jacks not used in tipping mechanisms for lorries, hydraulic  | 10 251            | 128 730   | 115 386                 | 1 482 291 |
| 84254910 | Hoists used for raising vehicles, electrically operated  | 1 807             | 26 732    | 11 566                  | 127 281   |
| 84254920 | Hoists used for raising vehicles, not electrically operated  | 2 828             | 38 363    | 8 494                   | 99 507    |
| 84261200 | Mobile lifting frames on tyres and straddle carriers   | -                 | 578 750   | -                       | 3 498 823 |
| 84261990 | Transporter cranes   | 24 935            | 989 168   | 151 319                 | 2 942 603 |
| 84263000 | Portal or pedestal jib cranes  | -                 | 4 097     | -                       | 1 888     |
| 84264100 | Ships' derrick & works trucks fitted with crane on tyres,self-propelled  | -                 | 516 777   | -                       | 1 412 169 |
| 84264900 | Ships' derrick&works trucks fitted with crane not on tyres,self-propelled  | 183 200           | 203 186   | 447 405                 | 811 317   |
| 84269100 | Ships' derrick & works trucks designed for mounting on roadvehicles  | 2 274             | 2 274     | 20 807                  | 20 807    |
| 84269900 | Ships' derrick & works trucks not designed for mounting onroad vehicles  | -                 | 411 003   | -                       | 741 381   |
| 84271000 | Self-propelled trucks powered by an electric motor   | -                 | 92 970    | -                       | 191 759   |
| 84272000 | Self-propelled trucks powered oth than by an electric motor  | 7 000             | 476 670   | 58 863                  | 716 675   |
| 84279000 | Fork-lift trucks   | -                 | 1 021 359 | -                       | 4 202 830 |
| 84281031 | Lifts for passengers   | -                 | 14 600    | -                       | 30 109    |
| 84281039 | Lifts for goods or materials   | 2 750             | 5 199     | 216                     | 3 216     |
| 84282090 | Pneumatic elevator & conveyor used oth than for agriculture  | 2 256             | 47 780    | 64 583                  | 1 248 533 |

Tabel 3 : Ekspor Indonesia menurut Komoditi ( Kode HS 8 digit )

|          |  | Oktober 2020      |            |                         |             |
|----------|--|-------------------|------------|-------------------------|-------------|
| Kode H S | Uraian golongan barang   | Berat bersih (Kg) |            | Nilai F.O.B. ( U S \$ ) |             |
|          |  | Bulan ini         | Kumulatif  | Bulan ini               | Kumulatif   |
| (1)      | (2)  | (3)               | (4)        | (5)                     | (6)         |
| 84283290 | Continuous-action elevator & conveyor, bucket type,other than used for agriculture   | 7 300             | 41 058     | 21 343                  | 313 138     |
| 84283390 | Continuous-action elevator & conveyor, belt type,other than used for agriculture   | 4 600             | 26 680     | 27 748                  | 123 988     |
| 84283990 | Continuous-action elevator & conveyor, oth than bucket&beltype, other than used for agriculture                            | 2 925             | 42 858     | 2 990                   | 253 920     |
| 84284000 | Escalators and moving walkways   | 254               | 254        | 614                     | 614         |
| 84286000 | Teleferic, chair-lift, ski-dragline; traction mechanism for funiculars   | -                 | 617        | -                       | 15 000      |
| 84289020 | Automated machinery for the transport, handling & storage of PCB, PWB or PCA   | -                 | 5 270      | -                       | 60 237      |
| 84289090 | Lifting/handling/loading/unloading mach oth than escalator, lift, conveyor, teleferic, auto mach of PCB, mine wagon pusher | 14 097            | 76 020     | 69 823                  | 1 357 308   |
| 84291100 | Bulldozers and angledozers, track laying   | 75 540            | 3 135 967  | 310 000                 | 4 778 529   |
| 84291900 | Bulldozers and angledozers, oth than track laying  | 342 250           | 3 286 949  | 182 200                 | 2 196 949   |
| 84292000 | Graders and levellers  | -                 | 764 305    | -                       | 537 930     |
| 84293000 | Scrapers   | 0                 | 1          | 2                       | 60          |
| 84294030 | Tamping machines   | -                 | 22 930     | -                       | 250 200     |
| 84294040 | Vibratory smooth drum roller with a centrifugal force drum <= 20 t by weight   | 689 353           | 3 480 066  | 3 190 507               | 15 981 218  |
| 84294050 | Vibratory road roller with a centrifugal force drum > 20 t by weight   | 180               | 451        | 180                     | 486         |
| 84294090 | Road roller other than vibratory   | 33 720            | 242 398    | 189 600                 | 736 505     |
| 84295100 | Front-end shovel loaders   | 22 200            | 337 451    | 70 000                  | 1 214 412   |
| 84295200 | Machinery shovels with a 360° revolving superstructure   | 3 646 985         | 34 014 455 | 15 970 382              | 146 326 852 |
| 84295900 | Mechanic shovels, excavators & shovel loaders, excl front-end shovel, mach 360 revolving superstructure                    | 768 031           | 4 964 636  | 487 959                 | 4 755 055   |
| 84301000 | Pile-drivers and pile-extractors   | 43 750            | 523 415    | 232 876                 | 8 336 576   |
| 84303900 | Coal/rock cutters and tunneling machine, not self-propelled  | 5 640             | 6 234      | 1 800                   | 24 399      |
| 84304100 | Boring or sinking machinery; self-propelled, n.e.c. in heading no. 8430  | 3                 | 81 053     | 10                      | 232 555     |
| 84304910 | Wellhead platforms & integrat produc modules suitable for use in drilling operations                                       | -                 | 795 370    | -                       | 2 350 304   |
| 84304990 | Oth boring/sinking machinery, not self-propelled, oth than wellhead platforms & integrat produc modules                    | -                 | 6 631      | -                       | 81 525      |
| 84305000 | Machinery; for handling earth, minerals or ores, self-propelled, n.e.c. in heading no. 8430                                | -                 | 101 344    | -                       | 435 153     |
| 84306100 | Tamping/compacting machinery, not self-propelled   | -                 | 798        | -                       | 28 676      |
| 84306900 | Machinery; for moving, levelling, scraping, grading, excavating earth minerals or ores; not self-propelled n.e.c in 84.30  | -                 | 201        | -                       | 7 270       |
| 84311013 | Parts suitable for used of electric pulley tackle & hoists, winches and capstans, jacks                                    | 1 101             | 830 765    | 57 344                  | 3 617 416   |
| 84311019 | Parts suitable for used oth of electric pulley tackle & hoists, winches and capstans, jacks                                | 200               | 168 517    | 3 899                   | 1 817 239   |
| 84311022 | Parts suitable for used of non-electric pulley tackle & hoists, winches and capstans, jacks                                | -                 | 12 827     | -                       | 263 003     |
| 84311029 | Parts suitable for used oth of non-electric pulley tackle & hoists, winches and capstans, jacks                            | 1 773             | 21 527     | 6 941                   | 135 432     |
| 84312010 | Parts suitable for used of self-propelled fork-lift trucks   | 172               | 477        | 4 081                   | 7 864       |
| 84312090 | Parts suitable for used of not self-propelled fork-lift trucks   | 333               | 218 253    | 8 390                   | 1 892 744   |
| 84313110 | Parts suitable for used of passengers lifts & escalators and moving walkways   | 70                | 395        | 527                     | 6 300       |
| 84313120 | Parts suitable for used of non-passengers lift & skip hoists   | 7 254             | 47 172     | 52 122                  | 303 481     |
| 84313910 | Part suitable for mach 84.28, excl lift, skip hoist/escalator, of subhead 8428.20.10/8428.32.10/8428.33.10/8428.39.10      | 1 440             | 7 812      | 54 185                  | 222 178     |
| 84313950 | Parts suitable for machinery 84.28, oth than lift, skip hoist/escalators, of goods of subhead 8428.90                      | -                 | 11         | -                       | 386         |
| 84313990 | Parts suitable for oth machinery 84.28, oth than lift, skip hoist/escalators   | 395 927           | 1 068 969  | 822 873                 | 2 985 224   |
| 84314110 | Buckets, shovels, grabs and grips, for ships' derricks, cranes, mobile lifting and work truck fitted with a crane          | 2 539             | 119 159    | 177 694                 | 1 726 540   |

Tabel 3 : Ekspor Indonesia menurut Komoditi ( Kode HS 8 digit )

|          |  | Oktober 2020      |            |                         |            |
|----------|--|-------------------|------------|-------------------------|------------|
| Kode H S | Uraian golongan barang   | Berat bersih (Kg) |            | Nilai F.O.B. ( U S \$ ) |            |
|          |  | Bulan ini         | Kumulatif  | Bulan ini               | Kumulatif  |
| (1)      | (2)  | (3)               | (4)        | (5)                     | (6)        |
| 84314190 | Buckets, shovels, grabs and grips,for fork-lift trucks,oth works trucks fitted with lifting/handling equipment   | 60 774            | 307 583    | 267 644                 | 1 704 814  |
| 84314200 | Bulldozer or angledozer blades   | -                 | 37 565     | -                       | 314 027    |
| 84314300 | Parts of boring/sinking machinery of oth boring/sinkingmachinery   | 68 351            | 2 988 397  | 1 351 776               | 25 370 294 |
| 84314910 | Parts suitable for ships derricks, cranes, oth than buckets,shovels, grabs and grips,bulldozer/angledozer blades | 462 037           | 4 649 847  | 754 935                 | 7 775 032  |
| 84314920 | Cutting edges or end bits for scrapers,graders/levellers   | 1 413 603         | 9 267 931  | 5 469 698               | 37 690 832 |
| 84314950 | Parts of road rollers  | 34 911            | 607 693    | 64 267                  | 2 201 218  |
| 84314990 | Oth parts suitable use of oth moving, grading, levelling,scraping, excavating, tamping, compacting               | 1 662 611         | 22 639 488 | 5 072 311               | 65 844 402 |
| 84321000 | Ploughs  | -                 | 1 752      | -                       | 11 384     |
| 84322900 | Scarifiers, cultivators, weeders, hoesand oth harrows  | -                 | 336        | -                       | 1 223      |
| 84323900 | Seeders, planters & transplanters, oth than no-till direct   | -                 | 215        | -                       | 3 453      |
| 84328010 | Other machinery for soil preparation/cultivationof agricultural/horticultural                                    | -                 | 15 873     | -                       | 135 307    |
| 84328090 | Other machinery for soil preparation/cultivation   | 488               | 5 178      | 5 707                   | 59 218     |
| 84329010 | Parts of machinery of subheading 8432.80.90  | 8 798             | 86 592     | 182 931                 | 1 793 155  |
| 84329090 | Parts of oth agricultural, holticultural/forestry mach for soil preparation/cultivation                          | -                 | 6 620      | -                       | 29 304     |
| 84331100 | Mowers for lawns,parks/sports-grounds, powered, with cutting device rotating on horizontal plane                 | -                 | 199        | -                       | 2 950      |
| 84331990 | Mowers for lawns,parks/sports-grounds, powered, with oth than cutting device rotating on horizontal plane        | -                 | 250        | -                       | 278        |
| 84332000 | Mowers; n.e.c. in item no. 8433.1 (including cutter bars for tractor mounting)                                   | -                 | 207        | -                       | 473        |
| 84334000 | Straw or fodder baler,including pick-upbalers  | -                 | 36         | -                       | 161        |
| 84335100 | Combined harvester-threshers macinery  | -                 | 14 820     | -                       | 144 313    |
| 84335200 | Threshing machinery; other than combine harvester-threshers  | -                 | 2 388      | -                       | 8 369      |
| 84335920 | Cotton pickers   | -                 | 104        | -                       | 1 267      |
| 84335990 | Oth harvesting machinery   | -                 | 40         | -                       | 21         |
| 84336010 | Machine for cleaning, sorting/grading eggs,fruit/oth agricultural produce, electric                              | -                 | 2 002      | -                       | 14 725     |
| 84339010 | Parts of castors wheels, of a diameter 100mm<diameter<250mmwheel's width>30mm                                    | -                 | 21         | -                       | 150        |
| 84339090 | Parts of oth harvesting/threshing machinery  | 5 355             | 9 638      | 11 625                  | 184 030    |
| 84342010 | Dairy machinery, electrically operated   | -                 | 1 070      | -                       | 42 620     |
| 84349010 | Suitable parts of milking & dairy mach. with electrically operated   | 50                | 50         | 5 119                   | 5 119      |
| 84349090 | Suitable parts of milking & dairy mach. with not electrically operated   | -                 | 668        | -                       | 18 000     |
| 84351010 | Presses,crushers&similar mach. used in manfc of wine, ciderfruit juices/similar, electrically operated           | 860               | 2 892      | 2 991                   | 11 667     |
| 84359010 | Parts of presses,crushers&similar mach. used in manfc of wine, cider, fruit juices/similar, elect operated       | -                 | 53         | -                       | 299        |
| 84361010 | Machinery for preparing animal feedingstuffs, electrically operated  | 42                | 2 620      | 1 337                   | 38 944     |
| 84362110 | Poultry incubators & brooders, electrically operated   | 1 277             | 1 611      | 133                     | 1 787      |
| 84362120 | Poultry incubators & brooders, not electrically operated   | -                 | 25         | -                       | 148        |
| 84362910 | Poultry-keeping machinery, electric operated   | -                 | 18         | -                       | 785        |
| 84362920 | Poultry-keeping machinery, not electric operated   | -                 | 80 392     | -                       | 154 972    |
| 84368011 | Oth agricultural/holticultural machinery, electricallyoperated   | -                 | 943        | -                       | 7 280      |
| 84368019 | Oth forestry, poultry-keep/bee-keep machinery, electricallyoperated  | 890               | 984        | 45 671                  | 48 017     |
| 84368029 | Oth forestry, poultry-keep/bee-keep machinery, notelectrically operated  | -                 | 53 135     | -                       | 234 999    |
| 84369110 | Parts of poultry-keep mach./poultry incubator&broodersof elect operated mach. and equipment                      | 269               | 4 560      | 611                     | 19 292     |
| 84369120 | Parts of poultry-keep mach./poultry incubator&broodersof non-elect operated mach. and equipment                  | -                 | 35         | -                       | 170        |
| 84369911 | Parts of oth agricultural/holticultural mach.electrically operated & equipments                                  | -                 | 2 021      | -                       | 30 314     |

Tabel 3 : Ekspor Indonesia menurut Komoditi ( Kode HS 8 digit )

|          |  | Oktober 2020      |           |                         |           |
|----------|--|-------------------|-----------|-------------------------|-----------|
| Kode H S | Uraian golongan barang   | Berat bersih (Kg) |           | Nilai F.O.B. ( U S \$ ) |           |
|          |  | Bulan ini         | Kumulatif | Bulan ini               | Kumulatif |
| (1)      | (2)  | (3)               | (4)       | (5)                     | (6)       |
| 84369919 | Parts of oth forestry, poultry-keep/bee-keep machinery electrically operated & equipments                                | -                 | 826       | -                       | 49 106    |
| 84369929 | Parts of oth forestry, poultry-keep/bee-keep machinery non-electrically operated & equipments                            | -                 | 1 395     | -                       | 3 722     |
| 84371010 | Mach. for cleaning,sorting/grading seed for grains; winnowing&similar clean mach, electrically operated                  | 700               | 12 790    | 7 000                   | 43 450    |
| 84371030 | Mach. for cleaning,sorting/grading seed for oth than grains electrically operated  | -                 | 373       | -                       | 1 314     |
| 84371040 | Mach. for cleaning,sorting/grading seed for oth than grains not electrically operated                                    | 400               | 3 720     | 1 153                   | 36 818    |
| 84378010 | Rice hullers & cone type rice mills machinery, electrically operated   | -                 | 2 261     | -                       | 10 315    |
| 84378020 | Rice hullers & cone type rice mills machinery, not electrically operated   | 2 235             | 16 984    | 3 625                   | 35 455    |
| 84378030 | Industrial type coffee and corn mills machinery, electrically operated   | 48                | 5 082     | 150                     | 5 957     |
| 84378040 | Industrial type coffee and corn mills machinery, not electrically operated   | -                 | 2 056     | -                       | 2 880     |
| 84378051 | Polishing mach. for rice,sifting&sieving mach bran cleaning&husking mach, electrically operated                          | 75                | 4 800     | 125                     | 36 545    |
| 84378059 | Other machine used in the milling indust or working of cerals, electrically operated                                     | 90                | 3 898     | 150                     | 107 774   |
| 84378061 | Polishing mach. for rice,sifting&sieving mach bran cleaning&husking mach, not electrically operated                      | -                 | 450       | -                       | 2 200     |
| 84378069 | Other machine used in the milling indust or working of cerals, not electrically operated                                 | -                 | 661       | -                       | 3 579     |
| 84379011 | Parts of elect operated mach for cleaning, sorting/grading seed, grain/dried vegetables                                  | -                 | 174       | -                       | 1 025     |
| 84379019 | Parts of elect operated mach for used in the milling industry/for the working of cereals/dried vegetables                | -                 | 3 812     | -                       | 542 482   |
| 84379029 | Parts of non elect operated mach for used in the milling industry/for the working of cereals/dried vegetables            | 1 328             | 75 905    | 11 262                  | 220 638   |
| 84381010 | Bakery mach&mach.for manufacture of macarony, spagettior similar products, electrically operated                         | 7 680             | 65 652    | 38 100                  | 1 277 274 |
| 84381020 | Bakery mach&mach.for manufacture of macarony, spagettior similar products, not electrically operated                     | 20                | 8 120     | 45                      | 10 105    |
| 84382010 | Mach.for the manufacture of confectionery, cocoa/chocolate electrically operated   | -                 | 45 256    | -                       | 1 221 938 |
| 84385010 | Mach.for the preparation of meat or poultry, electrically operated   | 21 396            | 22 849    | 25 820                  | 48 893    |
| 84386010 | Mach.for the preparation of fruits, nuts or vegetables,electrically operated   | 300               | 7 547     | 612                     | 45 779    |
| 84388011 | Coffee pulpers, electrically operated  | -                 | 8 396     | -                       | 23 258    |
| 84388012 | Coffee pulpers, not electrically operated  | -                 | 47        | -                       | 1 693     |
| 84388021 | Mach.for the preparation of fish, crustaceans or molluscs,electrically operated  | -                 | 170       | -                       | 377       |
| 84388022 | Mach.for the preparation of fish, crustaceans or molluscs,not electrically operated                                      | -                 | 875       | -                       | 1 039     |
| 84388091 | Other machine for the industrial preparation/manufacture,electrically operated   | -                 | 20 162    | -                       | 308 453   |
| 84389011 | Parts of goods of electric machinery for sugar manufacture   | -                 | 1 330     | -                       | 15 262    |
| 84389019 | Parts of goods of oth elect mach for industrial preparation or manufacture of food/drink, oth than sugar & coffee pulper | 1 833             | 19 050    | 56 471                  | 339 400   |
| 84389029 | Parts of goods of oth non elect mach for industrial prep/manufact of food/drink, oth than sugar & coffee pulper          | 168               | 239 267   | 959                     | 1 219 855 |
| 84393000 | Machinery for finishing paper/paperboard   | -                 | 8         | -                       | 60        |
| 84399100 | Part of machine for making pulp of fibrous cellulosic material   | 2 290             | 5 890     | 162 015                 | 224 484   |
| 84399900 | Parts of machine for making/finishing paper/paperboard   | 1 123             | 152 210   | 43 675                  | 4 044 529 |
| 84401010 | Book-binding machinery, incl book-sewing machines,electrically operated  | -                 | 5 367     | -                       | 75 750    |

Tabel 3 : Ekspor Indonesia menurut Komoditi ( Kode HS 8 digit )

|          |   | Oktober 2020      |            |                         |             |
|----------|---|-------------------|------------|-------------------------|-------------|
| Kode H S | Uraian golongan barang  | Berat bersih (Kg) |            | Nilai F.O.B. ( U S \$ ) |             |
|          |   | Bulan ini         | Kumulatif  | Bulan ini               | Kumulatif   |
| (1)      | (2)   | (3)               | (4)        | (5)                     | (6)         |
| 84401020 | Book-binding machinery, incl book-sewing machines,not electrically operated   | -                 | 21         | -                       | 305         |
| 84411010 | Cutting paper pulp, paper/paperboard machines,electrically operated   | 9 655             | 42 916     | 32 544                  | 349 768     |
| 84411020 | Cutting paper pulp, paper/paperboard machines,not electrically operated   | -                 | 2 974      | -                       | 8 547       |
| 84412010 | Machine for making bags, sacks /envelopes,electrically operated   | -                 | 39 848     | -                       | 103         |
| 84414010 | Mach.for moulding articles in paper pulp, paper/paperboardelectrically operated   | -                 | 29 630     | -                       | 382 887     |
| 84418010 | Oth machinery for making up paper pulp,paper/paperboardelectrically operated  | 92                | 3 195      | 312                     | 150 306     |
| 84419010 | Parts of mach.for making up paper pulp, paper/paperboard,of electrically operated machines  | 694               | 2 040      | 12 108                  | 95 933      |
| 84419020 | Parts of mach.for making up paper pulp, paper/paperboard,of non electrically operated machines  | 1                 | 8 185      | 30                      | 8 273       |
| 84423010 | Mach,aparatus&equip for preparing/making plates, cylinders/other printing components, electrically operated                                   | 13                | 5 904      | 7 298                   | 133 837     |
| 84423020 | Mach,aparatus&equip for preparing/making plates, cylinders/other printing components, not electrically operated                               | 1                 | 15 075     | 19                      | 2 656       |
| 84424010 | Part of electric machinery, aparatus&equip for preparing/making plates, cylinders/other printing components                                   | 115               | 463        | 3 896                   | 93 339      |
| 84424020 | Part of non-electric machinery, aparatus&equip for preparing/making plates, cylinders/other printing component                                | 12                | 222        | 13 329                  | 13 559      |
| 84425000 | Plates, cylinders&oth print components, plates,cyl & lithograph stones, prepared for print purpose  | 602               | 13 906     | 21 044                  | 216 854     |
| 84431100 | Offset printing machinery, reel-fed   | 100               | 171 222    | 175                     | 269 487     |
| 84431200 | Offset printing machinery, sheet-fed, office type(use sheet<=22x36cm in unfolded state)   | -                 | 2          | -                       | 5           |
| 84431300 | Printing machinery; offset, n.e.c. in item no. 8443.1   | 1                 | 82 117     | 203                     | 241 132     |
| 84431400 | Letterpress printing machinery, reel-fed,excl flexographic printing   | -                 | 9 213      | -                       | 31 873      |
| 84431500 | Letterpress printing machinery, oth than reel-fed,excl flexographic printing  | -                 | 7          | -                       | 1 940       |
| 84431600 | Flexographic printing machinery   | 80                | 15 827     | 226                     | 11 888      |
| 84431700 | Gravure printing machinery  | -                 | 2          | -                       | 40          |
| 84431900 | Printing machinery; used for printing by means of plates, cylinders and other printing components of heading 84.42, n.e.c. in item no. 8443.1 | 2 049             | 101 229    | 73 797                  | 1 151 565   |
| 84433111 | Colour printer copier, printing by the ink-jet process,capable of connect to an auto data proccess mach/to network                            | 339               | 1 345      | 6 704                   | 56 642      |
| 84433119 | Non-colour printer copier, printing by the ink-jet process,capable of connect to an auto data proccess mach/to network                        | 324               | 12 015     | 2 723                   | 97 704      |
| 84433121 | Colour printer copier, printing by the laser process,capable of connect to an auto data proccess mach/to network                              | -                 | 90         | -                       | 5 707       |
| 84433129 | Non-colour printer copier, printing by the laser process,capable of connect to an auto data proccess mach/to network                          | -                 | 3 204      | -                       | 25 643      |
| 84433131 | Combination printer-copier-facsimile machines, colour, capable of connect to an auto data proccess mach/to network                            | -                 | 4 796      | -                       | 5 345       |
| 84433139 | Combination printer-copier-facsimile machines, non-colour, capable of connect to an auto data proccess mach/to network                        | -                 | 6          | -                       | 30          |
| 84433191 | Combination printer-copier-scanner-facsimile machines, capable of connect to an auto data proccess mach/to network                            | 3 638 030         | 36 706 970 | 73 604 485              | 740 363 305 |
| 84433199 | Oth mach which perform >= 2 function of printing, copying/facs, capable of connect to an auto data proccess/network                           | 0                 | 11 298     | 20                      | 30 276      |
| 84433211 | Dot matrix printers, colour, capable of connect to an auto data processing mach/to a network  | -                 | 1 352      | -                       | 102 060     |

Tabel 3 : Ekspor Indonesia menurut Komoditi ( Kode HS 8 digit )

| Kode H S | Uraian golongan barang  | Oktober 2020      |           |                         |             |
|----------|---|-------------------|-----------|-------------------------|-------------|
|          |   | Berat bersih (Kg) |           | Nilai F.O.B. ( U S \$ ) |             |
|          |   | Bulan ini         | Kumulatif | Bulan ini               | Kumulatif   |
| (1)      | (2)   | (3)               | (4)       | (5)                     | (6)         |
| 84433219 | Dot matrix printers, non colour, capable of connect to an auto data processing mach/to a network                      | 364 843           | 4 454 961 | 6 977 951               | 84 145 979  |
| 84433221 | Printer ink-jet printers, colour, capable of connect to an auto data processing mach/to a network                     | 282 600           | 3 392 821 | 4 309 235               | 63 520 481  |
| 84433229 | Printer ink-jet printers, non colour, capable of connect to an auto data processing mach/to a network                 | 2 453             | 22 335    | 2 669                   | 310 654     |
| 84433231 | Laser printers, colour, capable of connect to an auto data processing mach/to a network                               | -                 | 27        | -                       | 24 031      |
| 84433239 | Laser printers, non colour, capable of connect to an auto data processing mach/to a network                           | -                 | 3 301     | -                       | 20 607      |
| 84433250 | Screen printing mach.for the manufacture of PCB/PWB, capable of connect to an auto data process mach/to network       | -                 | 37        | -                       | 4 231       |
| 84433290 | Oth printers,copying mach & facsimile, not combined;capable to connect to network                                     | 156 877           | 1 371 244 | 4 501 511               | 46 193 312  |
| 84433910 | Electrostatic photocopying apparatus operat by reproduce the original image directly onto the copy (direct process)   | -                 | 53        | -                       | 4 500       |
| 84433920 | Electrostatic photocopying apparatus operat by reproduce the original image via intermediate onto the copy (indirect) | 270               | 680       | 300                     | 1 150       |
| 84433930 | Other photocopying apparatus incorporating an optical system  | -                 | 11 459    | -                       | 40 697      |
| 84433940 | Ink-jet printer, not capable of connect to a network  | 568               | 2 977     | 8 471                   | 40 042      |
| 84433990 | Oth printers,copying mach & facsimile, not capable to connect to a network  | 63                | 1 451     | 6 270                   | 79 902      |
| 84439100 | Parts & acc of printing mach used for printing by means of plates, cyclinder & oth printing components of head 84.42  | 208 870           | 1 437 867 | 9 553 479               | 80 653 822  |
| 84439910 | Parts & acc of screen printing mach for the manufactur of PCB/PWB   | -                 | 393       | -                       | 11 135      |
| 84439920 | Ink-filled printer cartridges   | 574 013           | 4 747 349 | 12 879 126              | 110 651 867 |
| 84439930 | Paper feeders, paper sorters  | -                 | 203       | -                       | 10 493      |
| 84439990 | Parts and accessories of other printing machinery   | 47 925            | 345 416   | 1 872 588               | 12 714 626  |
| 84451110 | Carding machines, electrically operated   | -                 | 54 344    | -                       | 292 447     |
| 84451210 | Combing machines, electrically operated   | -                 | 17 450    | -                       | 3 900       |
| 84451940 | Oth machines for preparing textile fibres, electrically operated  | -                 | 4 369     | -                       | 5 623       |
| 84453010 | Textile doubling or twisting machines, electrically operated  | -                 | 17 215    | -                       | 25 690      |
| 84454010 | Textile winding (incl weft-winding) or reeling machines, electrically operated  | -                 | 2 420     | -                       | 39 694      |
| 84454020 | Textile winding (incl weft-winding) or reeling machines, not electrically operated                                    | 6 801             | 32 507    | 90                      | 225 557     |
| 84459010 | Mach.for preparing textile for use on electric operatedmach for weaving and knitting/stitch-bonding                   | -                 | 11 687    | -                       | 137 961     |
| 84459020 | Mach.for preparing textile for use on non electric operatedmach for weaving and knitting/stitch-bonding               | 11                | 1 531     | 50                      | 106         |
| 84461010 | Weaving machines (looms) for weaving fabrics of a width <=30 cm, electrically operated                                | -                 | 55 979    | -                       | 63 500      |
| 84463000 | Weaving machines (looms) for weaving fabrics of a width>30 cm, shuttleless type                                       | 198 547           | 663 732   | 196 530                 | 1 473 780   |
| 84471110 | Circular knitting mach with cylinder diameter <=165 mm,electrically operated  | 4 500             | 10 946    | 10 500                  | 35 254      |
| 84471210 | Circular knitting mach with cylinder diameter >165 mm,electrically operated   | -                 | 23 947    | -                       | 74 785      |
| 84472010 | Flat knitting machines, stitch-bonding machines, electrically operated  | 13 500            | 67 910    | 130 000                 | 370 904     |
| 84479010 | Mach for making gimped yarns, tulle, lace, embroidery & mach for tufting, electrically operated                       | 1                 | 29 665    | 22                      | 79 817      |
| 84479020 | Mach for making gimped yarns, tulle, lace, embroidery & mach for tufting, not electrically operated                   | 16                | 186       | 524                     | 61 754      |
| 84481110 | Dobbies and Jacquard, card reducing, copying, punching/assembling mach for use therewith, electrically operated       | 28 640            | 41 758    | 18 400                  | 28 400      |
| 84481120 | Dobbies and Jacquard, card reducing, copying, punching/assembling mach for use therewith, not electrically operated   | -                 | 33        | -                       | 9           |



Tabel 3 : Ekspor Indonesia menurut Komoditi ( Kode HS 8 digit )

|          |   | Oktober 2020      |           |                         |           |
|----------|---|-------------------|-----------|-------------------------|-----------|
| Kode H S | Uraian golongan barang  | Berat bersih (Kg) |           | Nilai F.O.B. ( U S \$ ) |           |
|          |   | Bulan ini         | Kumulatif | Bulan ini               | Kumulatif |
| (1)      | (2)   | (3)               | (4)       | (5)                     | (6)       |
| 84481910 | Oth auxiliary mach for electric operated mach for knitting,weaving, preparing textile fibres, and extruding/drawing   | -                 | 40 097    | -                       | 88 090    |
| 84481920 | Oth auxiliary mach for nonelectric operated mach for knitting, weaving, preparing textile fibres, and extruding   | -                 | 168       | -                       | 6 179     |
| 84482000 | Parts & acc or auxiliary machines of machine for extruding,drawing, texturing/cutting man-made textile materials  | 3 720             | 35 570    | 253 287                 | 3 504 591 |
| 84483200 | Part & acc of machines for preparing textile fibres, oth than card clothing   | 2                 | 8 379     | 75 056                  | 134 923   |
| 84483300 | Spindel, spindel flyers, spinning rings and ring travellers   | 74                | 2 641     | 6 291                   | 26 949    |
| 84483900 | Machines; parts and accessories of machines or auxiliary machinery of heading no. 8445, n.e.c. in item no. 8448.3   | 26                | 837       | 6 126                   | 41 478    |
| 84484200 | Reeds for looms, healds and heald-frames  | 633               | 4 179     | 45 662                  | 303 620   |
| 84484911 | Shuttles for electrically operated machines   | 82                | 82        | 9 500                   | 9 500     |
| 84484912 | Shuttles for non electrically operated machines   | -                 | 52        | -                       | 1 671     |
| 84484991 | Oth parts&acc of weaving machines/of their auxiliary mach, other than shuttles, of electrically operated machines   | 2 172             | 44 283    | 129 411                 | 2 938 292 |
| 84484992 | Oth parts&acc of weaving machines/of their auxiliary mach, other than shuttles, of non electrically operated machines   | -                 | 136       | -                       | 5 269     |
| 84485100 | Sinker, needles and other articles used on formingstitches  | 1                 | 51        | 4                       | 4 328     |
| 84485900 | Machines; parts and accessories of machines or auxiliary machinery of heading no. 8447, other than sinkers, needles and other articles used in forming stitches                   | 71                | 1 489     | 1 782                   | 61 067    |
| 84490010 | Mach for the manufct of finishing of felt/nonwovens in thepiece/in shapes, incl for making hats, elect operated   | 1 541             | 3 525     | 89 516                  | 161 568   |
| 84490020 | Mach for the manufct of finishing of felt/nonwovens in thepiece/in shapes, incl for making hats, not elect operated   | -                 | 0         | -                       | 0         |
| 84501110 | Household/laundry-type washing mach,full-auto mach, each of a dry linen capacity<=6 kg  | 229               | 4 385     | 260                     | 5 481     |
| 84501190 | Household/laundry-type washing mach,full-auto mach, each of a dry linen capacity>6 kg but<=10kg   | 213 915           | 1 507 227 | 878 891                 | 6 445 068 |
| 84501210 | Household/laundry-type washing mach, with built-in centrifugal drier, each of a dry linen capacity<=6 kg  | 1 097             | 7 855     | 497                     | 16 632    |
| 84501290 | Household/laundry-type washing mach, with built-in centrifugal drier, each of a dry linen 6kg>capacity<=10kg  | 4 175             | 153 319   | 14 857                  | 523 674   |
| 84501919 | Other household/laundry-type washing mach, electricallyoperated, each of a dry linen capacity>6 kg but not<=10kg  | -                 | 186       | -                       | 801       |
| 84501999 | Other household/laundry-type washing mach, not electricallyoperated, each of a dry linen capacity>6 kg but not<=10kg  | -                 | 443       | -                       | 979       |
| 84502000 | Household/laundry-type waching mach, each of a dry linen capacity>10kg  | 99 940            | 955 874   | 455 806                 | 4 390 969 |
| 84509010 | Parts of washing machine with each of a dry linen cap>10kg  | 1 236             | 7 104     | 35 580                  | 188 933   |
| 84509020 | Parts of washing machine with each of a dry linen cap<=10kg   | 1 100             | 9 885     | 6 595                   | 94 403    |
| 84511000 | Dry cleaning machines   | -                 | 21 598    | -                       | 30 493    |
| 84512100 | Drying machines, each of a dry linen capacity<=10 kg  | 710               | 852       | 2 200                   | 2 640     |
| 84512900 | Drying machines, each of a dry linen capacity>10 kg   | 650               | 6 081     | 6 392                   | 84 950    |
| 84513090 | Ironing machines and presses (incl. fusing presses), other than single roller type  | -                 | 2 866     | -                       | 28 611    |
| 84514000 | Washing, bleaching or dyeing machines   | -                 | 21        | -                       | 200       |
| 84515000 | Machines for reeling, unreeling, folding, cutting/pinking textile fabrics   | -                 | 3 701     | -                       | 16 400    |
| 84518000 | Machinery; wringing, dressing, finishing, coating/impregnating textile yarns, fabrics/made up textile articles; applying paste to base fabric used in manufacture/floor coverings | 0                 | 85 320    | 4                       | 324 342   |
| 84519010 | Parts of machines of a dry linen capacity<=10 kg  | -                 | 11        | -                       | 27        |
| 84519090 | Parts of machines of a dry linen capacity>10 kg   | 41                | 13 762    | 1 500                   | 45 392    |
| 84521000 | Sewing machines of the household type   | 267               | 20 774    | 245                     | 67 042    |
| 84522100 | Sewing machines; (not household type), automatic units  | 14 250            | 33 019    | 87 600                  | 298 751   |
| 84522900 | Sewing machines; not household or automatic unit type   | 2 194             | 50 067    | 88 974                  | 311 393   |

Tabel 3 : Ekspor Indonesia menurut Komoditi ( Kode HS 8 digit )

|          |  | Oktober 2020      |           |                         |           |
|----------|--|-------------------|-----------|-------------------------|-----------|
| Kode H S | Uraian golongan barang   | Berat bersih (Kg) |           | Nilai F.O.B. ( U S \$ ) |           |
|          |  | Bulan ini         | Kumulatif | Bulan ini               | Kumulatif |
| (1)      | (2)  | (3)               | (4)       | (5)                     | (6)       |
| 84523000 | Sewing machine needles   | -                 | 129       | -                       | 17 939    |
| 84529011 | Arm&beds, stans with or w/o centre frames, flywheel, belt guards, treadles/pedals of household type of sewing machines | -                 | 80 247    | -                       | 110 552   |
| 84529012 | Furniture, bases and covers and parts there of householdtype of sewing machines  | 15                | 25 414    | 20                      | 47 504    |
| 84529019 | Oth parts of sewing machines of machinery of householdtype of sewing machines  | -                 | 1 945     | -                       | 39 155    |
| 84529091 | Arm&beds, stans with or w/o centre frames, flywheel, belt guards, treadles/pedals of non household type sewing machine | -                 | 100       | -                       | 1 000     |
| 84529099 | Oth parts of sewing machines of machinery of non householdtype of sewing machines                                      | 938               | 22 381    | 24 405                  | 51 993    |
| 84531010 | Machinery for preparing, tanning/working hides, skins/leather, electrically operated                                   | -                 | 28 825    | -                       | 59 729    |
| 84532010 | Machinery for making/repairing footwear, electricallyoperated  | 60                | 111 991   | 1 592                   | 727 421   |
| 84532020 | Machinery for making/repairing footwear, not electricallyoperated  | -                 | 6 608     | -                       | 13 900    |
| 84538010 | Oth mach for make/repaire footwear,oth than sewing machine,electrically operated                                       | 261               | 1 981     | 4 522                   | 26 744    |
| 84538020 | Oth mach for make/repaire footwear,oth than sewing machine,not electrically operated                                   | -                 | 200       | -                       | 1 646     |
| 84539000 | Parts of machinery for preparing,tanning/working hides,skins, leather  | -                 | 3 194     | -                       | 22 645    |
| 84541000 | Converters   | -                 | 672       | -                       | 3 680     |
| 84542000 | Ingot moulds and ladles  | 433               | 26 190    | 25 453                  | 531 644   |
| 84543000 | Casting machines   | 3                 | 16 665    | 492                     | 108 992   |
| 84549000 | Partrs of converts, ladles, ingot moulds & casting machines  | 935               | 14 166    | 82 450                  | 872 186   |
| 84552200 | Cold rolling mills   | -                 | 10 740    | -                       | 20 000    |
| 84553000 | Rolls of rolling mills   | -                 | 67 860    | -                       | 25 415    |
| 84559000 | Metal-rolling mills; parts thereof   | -                 | 1 616     | -                       | 1 053     |
| 84561100 | Mach tool for work any material by removal material,operated by laser  | 55                | 30 600    | 353                     | 437 861   |
| 84562000 | Mach tool for work any material by removal material,operated by ultrasonic processes                                   | -                 | 119       | -                       | 13 388    |
| 84563000 | Mach tool for work any material by removal material,operated by electro-discharge processes                            | -                 | 8         | -                       | 6         |
| 84564010 | Mach tool for work any material by removal material,by plasma arc processes, for manufact of PCB/PWB                   | 2 410             | 2 410     | 503 331                 | 503 331   |
| 84564090 | Mach tool for work any material by removal material,by plasma arc processes, for oth than manufact of PCB/PWB          | 2 410             | 2 877     | 14 716                  | 30 950    |
| 84565000 | Water-jet cutting machines   | -                 | 7 847     | -                       | 20 000    |
| 84569090 | Wet processing equip for application by immersion ofelectrical solutions, for oth purposes                             | 371               | 18 436    | 4 401                   | 140 308   |
| 84571010 | Machining centres of spindle power <= 4kW  | 531               | 1 077     | 44 071                  | 104 268   |
| 84571090 | Machining centres of spindle power > 4 kW  | -                 | 19 750    | -                       | 559 190   |
| 84572000 | Unit construction machines (single station)  | -                 | 1 600     | -                       | 110 579   |
| 84581190 | Horizontal lathes, numerical controlled,spindle power >4 kW  | -                 | 495       | -                       | 783       |
| 84581910 | Horizontal lathes, not numerical controlled, with thedistance between the main spindle centre&the bed<=300mm           | -                 | 30 690    | -                       | 512 500   |
| 84589100 | Lathes; for removing metal, numerically controlled, other than horizontal lathes                                       | -                 | 9 494     | -                       | 267 403   |
| 84589990 | Oth than horizontal lathes, not numerical controlled, with the distance between the main spindle centre&the bed>300mm  | -                 | 6 016     | -                       | 35 520    |
| 84591010 | Way-type unit head machines, electrically operated   | -                 | 2 190     | -                       | 839       |
| 84592910 | Other drilling machines, not numerically controlled,electrically operated  | 23                | 65        | 13 348                  | 13 920    |
| 84592920 | Other drilling machines, not numerically controlled,not electrically operated  | -                 | 48        | -                       | 3 217     |
| 84593100 | Machine-tools; for boring-milling by removing metal, numerically controlled  | 250               | 725       | 455                     | 1 680     |
| 84593910 | Other boring-milling machines, not numerically controlled,electrically operated  | -                 | 855       | -                       | 1 425     |

Tabel 3 : Ekspor Indonesia menurut Komoditi ( Kode HS 8 digit )

|          |  | Oktober 2020      |           |                         |           |
|----------|--|-------------------|-----------|-------------------------|-----------|
| Kode H S | Uraian golongan barang   | Berat bersih (Kg) |           | Nilai F.O.B. ( U S \$ ) |           |
|          |  | Bulan ini         | Kumulatif | Bulan ini               | Kumulatif |
| (1)      | (2)  | (3)               | (4)       | (5)                     | (6)       |
| 84593920 | Other boring-milling machines, not numerically controlled,not electrically operated                                    | 100               | 100       | 74                      | 74        |
| 84594100 | Machine-tools; for boring by removing metal, numerically controlled boring machines, n.e.c. in heading 8459            | -                 | 3 110     | -                       | 46 823    |
| 84595910 | Milling machines, knee-type, not numerically controlled,electrically operated  | -                 | 1         | -                       | 100       |
| 84595920 | Milling machines, knee-type, not numerically controlled,not electrically operated                                      | -                 | 0         | -                       | 12        |
| 84596100 | Machine-tools; for milling by removing metal, (not knee-type), numerically controlled                                  | -                 | 7 500     | -                       | 16 625    |
| 84596910 | Other milling machines, not numerically controlled,electrically operated   | -                 | 176       | -                       | 15 292    |
| 84596920 | Other milling machines, not numerically controllednot electrically operated  | -                 | 1         | -                       | 10        |
| 84597010 | Other threading or tapping machines, electrically operated   | 4 189             | 18 979    | 26 661                  | 182 863   |
| 84601900 | Flat-surface grinding machines, not numerically controlled   | 681               | 18 876    | 3 646                   | 161 739   |
| 84602200 | Centreless grinding machines, numerically controlled   | -                 | 39        | -                       | 284       |
| 84602300 | Machine-tools; cylindrical grinding machines (excluding flat-surface and centreless), numerically controlled           | -                 | 29        | -                       | 5 830     |
| 84602910 | Other grinding machines, not numerically controlled,electrically operated  | 2 800             | 9 734     | 62 902                  | 81 187    |
| 84602920 | Other grinding machines, not numerically controlled,not electrically operated  | 1                 | 22        | 23                      | 210       |
| 84603110 | Mach tools, numerically controlled, for sharpening drillingbits,shank diameter<=3,175mm, fixed collets, power<=0.74kW  | -                 | 45        | -                       | 94        |
| 84603190 | Mach tools, numeric controlled, for sharpen drill bits oththan shank diameter<=3,175mm, fixed collets, power<=0.74kW   | 35                | 873       | 22                      | 680       |
| 84603910 | Oth sharpening (tool/cutter grinding) mach, not numericallycontrolled, electrically operated                           | -                 | 57        | -                       | 262       |
| 84604010 | Honing or lapping machines, electrically operated  | 30                | 5 470     | 1 014                   | 3 004     |
| 84604020 | Honing or lapping machines, not electrically operated  | -                 | 9         | -                       | 3 214     |
| 84609010 | Oth mach-tools for deburring, sharpening, grinding, honing, lapping, or similar, electrically operated                 | 88                | 1 557     | 3 369                   | 13 130    |
| 84609020 | Oth mach-tools for deburring, sharpening, grinding, honing, lapping, or similar, not electrically operated             | -                 | 78        | -                       | 483       |
| 84612010 | Shaping or slotting machines, electrically operated  | 60                | 399       | 2 284                   | 39 228    |
| 84612020 | Shaping or slotting machines, not electrically operated  | -                 | 1         | -                       | 1         |
| 84613010 | Broaching machines, electrically operated  | -                 | 22        | -                       | 90        |
| 84613020 | Broaching machines, not electrically operated  | -                 | 22        | -                       | 90        |
| 84614010 | Gear cutting, gear grinding/gear finishing machines, electrically operated   | 5 300             | 5 482     | 41 550                  | 41 905    |
| 84614020 | Gear cutting, gear grinding/gear finishing machines, not electrically operated   | -                 | 21        | -                       | 394       |
| 84615010 | Sawing or cutting-off machines, electrically operated  | 75                | 1 088     | 27                      | 21 516    |
| 84615020 | Sawing or cutting-off machines, not electrically operated  | -                 | 26 210    | -                       | 2 639     |
| 84619011 | Oth mach-tool for planing,shaping,gear cutting,not elsewhrespecified, planing machines, electrically operated          | -                 | 120       | -                       | 730       |
| 84619019 | Oth mach-tool for planing,shaping,gear cutting,not elsewhrespecified, oth than planing machines, electric operated     | 683               | 17 988    | 4 765                   | 65 851    |
| 84619099 | Oth mach-tool for planing,shaping,gear cutting,not elsewhrespecified, oth than planing machines, not electric operated | 509               | 46 694    | 31 559                  | 471 471   |
| 84621010 | Forging or die-stamping (incl presses) & hammers,electrically operated   | 888               | 89 653    | 65 045                  | 449 044   |
| 84621020 | Forging or die-stamping (incl presses) & hammers,not electrically operated   | -                 | 4 877     | -                       | 24 653    |
| 84622100 | Bending, folding, straightening/flattering mach (inclpresses), numerically controlled                                  | 1 310             | 125 542   | 5 178                   | 669 018   |
| 84622910 | Bending, folding, straightening/flattering mach (inclpresses), not numerically controlled, electrically operated       | 645               | 101 345   | 173 308                 | 856 283   |

Tabel 3 : Ekspor Indonesia menurut Komoditi ( Kode HS 8 digit )

|          |   | Oktober 2020      |           |                         |           |
|----------|---|-------------------|-----------|-------------------------|-----------|
| Kode H S | Uraian golongan barang  | Berat bersih (Kg) |           | Nilai F.O.B. ( U S \$ ) |           |
|          |   | Bulan ini         | Kumulatif | Bulan ini               | Kumulatif |
| (1)      | (2)   | (3)               | (4)       | (5)                     | (6)       |
| 84622920 | Bending, folding, straightening/flattering mach (inclpresses), not numerically controlled, not electric operated      | 4                 | 16 125    | 528                     | 16 575    |
| 84623100 | Shearing mach (incl presses),oth than combined punching&shearing mach, numerically controlled                         | -                 | 6 995     | -                       | 6 138     |
| 84623910 | Shearing mach (incl presses),oth than combined punching&shearing mach, not numerically controlled, electr operated    | -                 | 206       | -                       | 45 146    |
| 84623920 | Shearing mach (incl presses),oth than combined punching&shearing mach, not numerically controlled, not elect operate  | -                 | 900       | -                       | 9 836     |
| 84624100 | Punching/notching machines (incl presses),incl combinedpunching&shearing mach, numerically controlled                 | -                 | 32 300    | -                       | 131 750   |
| 84624910 | Punching/notching machines (incl presses),incl combinedpunching&shearing, not numerically controlled, elect operate   | 3                 | 1 987     | 159                     | 80 137    |
| 84629100 | Hydraulic presses   | -                 | 27 134    | -                       | 507 919   |
| 84629910 | Mach for the manufct of boxes,cans&similar containers oftin plate, electrically operated                              | -                 | 14 601    | -                       | 121 981   |
| 84629950 | Oth mach-tools for (incl presses) working metal by forging,hammering/die-stamping, electrically operated              | -                 | 10 043    | -                       | 9 507     |
| 84629960 | Oth mach-tools for (incl presses) working metal by forging,hammering/die-stamping, not electrically operated          | -                 | 223       | -                       | 1 571     |
| 84631010 | Draw-benches for bars, tubes, profiles, wire/the like,electrically operated   | -                 | 10        | -                       | 244       |
| 84631020 | Draw-benches for bars, tubes, profiles, wire/the like,not electrically operated                                       | -                 | 33        | -                       | 4 244     |
| 84632010 | Thread rolling machines, electrically operated  | -                 | 20 000    | -                       | 57 497    |
| 84633010 | Machines for working wire, electrically operated  | -                 | 1 140     | -                       | 47 836    |
| 84633020 | Machines for working wire, not electrically operated  | -                 | 500       | -                       | 2 496     |
| 84639010 | Other mach-tools for working metals/cermets, w/o removingmaterial, electrically operated                              | -                 | 24 308    | -                       | 31 738    |
| 84639020 | Other mach-tools for working metals/cermets, w/o removingmaterial, not electrically operated                          | 943               | 1 733     | 1 190                   | 11 445    |
| 84641010 | Sawing machines for working stone, ceramics/like mineralmaterials/for cold-working glass, electrically operated       | -                 | 1 506     | -                       | 735       |
| 84641020 | Sawing machines for working stone, ceramics/like mineralmaterials/for cold-working glass, not electrically operated   | -                 | 16        | -                       | 14        |
| 84642010 | Grinding/polishing mach for working stone, ceramics/likemineral material/for cold-work glass,electric operated        | 1                 | 72        | 51                      | 7 091     |
| 84649010 | Oth machines for working stone, ceramics/like mineralmaterials/for cold-working glass, electrically operated          | -                 | 16 549    | -                       | 14 976    |
| 84651000 | Mach which can carry out diff types of machining operationsw/o tool change between such operations                    | -                 | 2 010     | -                       | 14 296    |
| 84652000 | Machining centres   | -                 | 10 656    | -                       | 121 099   |
| 84659110 | Sawing machines for scoring PCB/ PWB or PCB/PWB substrateselectrically operated                                       | 16 759            | 245 140   | 111 045                 | 1 168 732 |
| 84659120 | Oth sawing machines for scoring PCB/ PWB or PCB/PWB substrates, electrically operated                                 | -                 | 19 453    | -                       | 71 330    |
| 84659210 | Planing, milling/moulding mach for routing PCB/PWB or PCB/PWB substrates, accepting router bits with shank D<=3.175mm | 1 384             | 7 308     | 178 508                 | 750 654   |
| 84659220 | Oth planing, milling/moulding (by cutting) machines,electrically operated   | -                 | 8 551     | -                       | 89 187    |
| 84659310 | Grinding, sanding or polishing machines, for working woodcork, bone/similar hard materials, electrically operated     | 24                | 2 152     | 40                      | 11 989    |
| 84659320 | Grinding, sanding or polishing machines, for working woodcork, bone/similar hard materials,not electrically operated  | -                 | 23        | -                       | 18        |
| 84659410 | Bending/assembling mach, for working wood, cork, bone/similar hard materials, electrically operated                   | 28 610            | 58 822    | 822 140                 | 1 265 203 |

Tabel 3 : Ekspor Indonesia menurut Komoditi ( Kode HS 8 digit )

|          |   | Oktober 2020      |           |                         |           |
|----------|---|-------------------|-----------|-------------------------|-----------|
| Kode H S | Uraian golongan barang  | Berat bersih (Kg) |           | Nilai F.O.B. ( U S \$ ) |           |
|          |   | Bulan ini         | Kumulatif | Bulan ini               | Kumulatif |
| (1)      | (2)   | (3)               | (4)       | (5)                     | (6)       |
| 84659510 | Drilling mach for manufact of PCB/PWB, with a spindle speed>50,000rpm and accept drill bits of shank D<=3.175mm               | -                 | 900       | -                       | 4 188     |
| 84659530 | Other drilling/morticing machines, for working wood, cork, bone/similar hard materials, electrically operated                 | -                 | 7 545     | -                       | 49 513    |
| 84659610 | Splitting, slicing/paring machines, for working wood, cork, bone/similar hard materials, electrically operated                | 74                | 1 874     | 1 942                   | 7 396     |
| 84659930 | Oth mach tools for working wood, cork, bone/similar hardmaterials, lathes, electrically operated                              | -                 | 0         | -                       | 467       |
| 84659950 | Mach for deburring the surfaces of PCB/PWB during manufact, mach for scoring&laminating presses for PCB/PWB/substrates,       | -                 | 191       | -                       | 1 997     |
| 84659960 | Oth mach tools for working wood, cork, bone/similar hardmaterials, electrically operated                                      | 15                | 23 179    | 15                      | 330 480   |
| 84659990 | Oth mach tools for working wood, cork, bone/similar hardmaterials, not electrically operated                                  | 33                | 5 707     | 18                      | 21 997    |
| 84661010 | Tool holder&self-opening diehead for mach of 84569010, 84569020/84603110/84659110/84659210/84659510/84659950                  | -                 | 2 207     | -                       | 28 163    |
| 84661090 | Tool holder&self-opening diehead for mach oth of 8456901084569020/84603110/ 84659110/84659210/84659510/84659950               | 2 219             | 32 486    | 65 386                  | 1 367 095 |
| 84662010 | Work holders for mach of 85469010, 84569020, 84603110,84659110, 84659210, 84659510, 84659950                                  | 3                 | 47        | 749                     | 3 185     |
| 84662090 | Work holders for mach oth than of 85469010, 84569020,84603110, 84659110, 84659210, 84659510, 84659950                         | 11 501            | 215 858   | 38 649                  | 548 917   |
| 84663010 | Dividing heads&oth special for mach of subheading 8456901084569020, 84603110, 84659110, 84659210, 84659510/84659950           | -                 | 18        | -                       | 3 503     |
| 84663090 | Dividing heads&oth special for mach oth than of subheading84569020, 84603110, 84659110, 84659210, 84659510/84659950           | 355               | 1 979     | 36 546                  | 204 821   |
| 84669100 | Parts & accessories suited for use solely/principally; for the machines of heading no. 8464, n.e.c. in heading no. 8466       | 9                 | 18 018    | 1 523                   | 108 328   |
| 84669210 | Oth parts & accessories for machines of subheading 84659110, 84659210, 84659510 or 84659950                                   | -                 | 220       | -                       | 1 485     |
| 84669290 | Oth parts & acc for mach of head 8465 oth than subheading 84659110, 84659210, 84659510 or 84659950                            | 136               | 957       | 31 894                  | 58 173    |
| 84669320 | Oth parts & accessories for machines of subhead 84564010,84569020 or 84603110   | 1 300             | 1 382     | 6 560                   | 7 645     |
| 84669390 | Oth parts & accessories for machines of head 8456 to 8461oth than subhead 84564010,84569020 or 84603110                       | 2 290             | 43 317    | 134 768                 | 1 759 272 |
| 84669400 | Machine-tools; parts and accessories, for the machines of heading no. 8462 or 8463, n.e.c. in heading no. 8466                | 2 831             | 63 248    | 214 868                 | 678 002   |
| 84671100 | Tools for working in the hand pneumatic rotary tipe (including combined rotary-percussion)                                    | 41                | 1 672     | 88                      | 23 731    |
| 84671900 | Tools for working in the hand pneumatic other rotary tipe (including combined rotary-percussion)                              | 1 831             | 87 346    | 13 518                  | 5 109 525 |
| 84672100 | Drills of all kinds with self-contained electric motor  | 53                | 4 944     | 124                     | 66 262    |
| 84672200 | Saws with self-contained electric motor   | 25                | 2 254     | 85                      | 47 194    |
| 84672900 | Tools; for working in the hand, with self-contained electric motor; other than saws and drills                                | 32 639            | 146 866   | 613 987                 | 2 570 116 |
| 84678100 | Chains saws with self-contained electric motor  | 49                | 2 245     | 80                      | 64 968    |
| 84678900 | Tools; for working in the hand, (other than chain saws), hydraulic or with self-contained non-electric motor, (not pneumatic) | 126               | 65 908    | 67 697                  | 973 395   |
| 84679110 | Part of chains saws of electro-mechanical type  | -                 | 1 922     | -                       | 6 492     |
| 84679190 | Other part of chains saws of electro-mechanical type  | 146               | 49 538    | 228                     | 225 381   |
| 84679200 | Parts of tools working in the hand of pneumatic   | -                 | 1 417     | -                       | 8 903     |
| 84679910 | Other parts of tools of goods of drills, saws & all kinds non-electric motor  | 2 999             | 30 995    | 13 148                  | 107 042   |

Tabel 3 : Ekspor Indonesia menurut Komoditi ( Kode HS 8 digit )

|          |   | Oktober 2020      |           |                         |            |
|----------|---|-------------------|-----------|-------------------------|------------|
| Kode H S | Uraian golongan barang  | Berat bersih (Kg) |           | Nilai F.O.B. ( U S \$ ) |            |
|          |   | Bulan ini         | Kumulatif | Bulan ini               | Kumulatif  |
| (1)      | (2)   | (3)               | (4)       | (5)                     | (6)        |
| 84679990 | Other parts of tools of goods of other than drills, saws and all kinds, non-electric motor                                | 449               | 8 252     | 5 463                   | 69 425     |
| 84682010 | Hand-operated (not hand-held) gas welding or brazing appliances for metal   | -                 | 3 785     | -                       | 13 161     |
| 84682090 | Other hand-operated (not hand-held) gas welding or brazing appliances for other than metal                                | 73                | 11 246    | 294                     | 8 120      |
| 84688000 | Machinery and apparatus; for soldering, brazing or welding, whether or not capable of cutting, n.e.c. in heading no. 8468 | -                 | 4 293     | -                       | 16 752     |
| 84689020 | Parts of goods of gas welding or brazing appliances for metal   | 100               | 102       | 368                     | 472        |
| 84689090 | Parts of goods of gas welding or brazing appliances for other than metal  | 5 450             | 65 879    | 273 863                 | 3 237 130  |
| 84701000 | Electronic calc, pocket-size data recording, reproducing and displaying machines with calculating functions               | 4 868             | 36 683    | 4 584                   | 37 580     |
| 84702100 | Calculating machines; electronic, incorporating a printing device, needing an external source of power                    | 72                | 72        | 60                      | 60         |
| 84702900 | Calculating machines; electronic, (not incorporating a printing device), needing an external power source                 | -                 | 68        | -                       | 558        |
| 84703000 | Calculating machines; non-electronic  | 3                 | 1 984     | 10                      | 152 166    |
| 84705000 | Cash register   | 322               | 528 107   | 46 769                  | 6 006 973  |
| 84709020 | Accounting machines   | -                 | 12        | -                       | 386        |
| 84709090 | Ticket-issuing machines and similar machines  | 32 445            | 287 029   | 1 645 417               | 17 622 889 |
| 84713020 | Laptops including notebooks and subnotebooks  | 5 544             | 30 544    | 295 015                 | 2 228 927  |
| 84713090 | Oth portable automatic data processing machines, weighting<= 10 kg  | 30 805            | 253 659   | 163 836                 | 1 495 752  |
| 84714110 | Personal computers excl portable computer, CPU& I/O unit whether or not combined  | 12                | 3 265     | 1 201                   | 69 330     |
| 84714190 | Other PC excluding portable computer, CPU& I/O unit whether or not combined   | 181 460           | 1 853 732 | 8 736 693               | 84 151 821 |
| 84714910 | Personal computers in the form of systems excl portable computers (laptop/notebook)                                       | 100               | 25 283    | 22 040                  | 1 157 059  |
| 84714990 | Other personal computers in the form of systems excluding portable computers (laptop/notebook)                            | 181               | 3 738     | 10 001                  | 262 626    |
| 84715010 | Processing units for personal (incl. portable) computers not comprising & not presented in the form systems systems       | 11 335            | 34 096    | 245 192                 | 950 560    |
| 84715090 | Oth processing unit for personal comp.(excl.portable comp) not comprising & not presented in the form systems systems     | 4 529             | 20 840    | 205 734                 | 2 231 206  |
| 84716030 | Computer keyboards  | 156               | 1 069     | 1 748                   | 36 329     |
| 84716040 | Mouses, light pens, joysticks, track balls, and touch sensitive screens   | 21 412            | 225 305   | 1 185 330               | 12 150 733 |
| 84716090 | Other input or output units, whether or not containing storage units in the same housing                                  | 58 703            | 671 222   | 2 314 433               | 24 807 330 |
| 84717010 | Floppy disk drive   | 1                 | 138       | 1                       | 2 188      |
| 84717020 | Hard disk drive   | 1 823             | 15 988    | 98 656                  | 1 491 356  |
| 84717030 | Tape drive  | 30                | 242       | 5 730                   | 46 173     |
| 84717040 | Optical disk drives, including CD-ROM drives, DVD drives and CD-R drives  | 913               | 2 040     | 4 818                   | 269 942    |
| 84717050 | Proprietary format storage device incl media therefor with or without removable media, optical or other technology        | 54                | 3 627     | 2 505                   | 240 696    |
| 84717091 | Proprietary format storage automated backup systems   | 514               | 1 348     | 85 150                  | 323 126    |
| 84717099 | Oth proprietary format storage devices incl media therefor with or without removable media, optical or other technology   | 399               | 3 662     | 26 929                  | 535 629    |
| 84718010 | Control and adaptor units   | 1 223             | 11 741    | 181 150                 | 1 172 025  |
| 84718070 | Sound cards or video cards  | 202               | 1 112     | 18 822                  | 65 035     |
| 84718090 | Other control units   | 379               | 5 488     | 48 045                  | 814 296    |
| 84719010 | Bar code readers  | 97 669            | 721 748   | 2 880 476               | 19 338 354 |
| 84719030 | Electronic fingerprint identification systems   | 26                | 903       | 6 573                   | 121 618    |
| 84719040 | Other optical character readers   | -                 | 304       | -                       | 19 221     |
| 84719090 | Other units of automatic data processing machines :   | 10 616            | 188 462   | 2 770 788               | 43 871 070 |
| 84721010 | Duplicating machines with electrically operated   | -                 | 57        | -                       | 4 827      |
| 84721020 | Duplicating machines with not electrically operated   | -                 | 1         | -                       | 25         |
| 84723010 | Machines for sorting, folding, inserting, opening, closing/sealing mail, etc postage stamps with electrically operated    | 2                 | 2         | 15                      | 15         |

Tabel 3 : Ekspor Indonesia menurut Komoditi ( Kode HS 8 digit )

|          |   | Oktober 2020      |            |                         |            |
|----------|---|-------------------|------------|-------------------------|------------|
| Kode H S | Uraian golongan barang  | Berat bersih (Kg) |            | Nilai F.O.B. ( U S \$ ) |            |
|          |   | Bulan ini         | Kumulatif  | Bulan ini               | Kumulatif  |
| (1)      | (2)   | (3)               | (4)        | (5)                     | (6)        |
| 84729010 | Automatic teller machines   | 1 229             | 42 344     | 6 625                   | 112 115    |
| 84729049 | Oth typewriters auto oth than printers of heading 8443  | 10 183            | 43 228     | 162 955                 | 685 952    |
| 84729060 | Other word-processing machines with electrically operated   | -                 | 12 527     | -                       | 31 795     |
| 84729090 | Other word-processing mach with not electrically operated   | -                 | 180        | -                       | 834        |
| 84732100 | Parts of the electronic calculating machines of subheading 84701000, 84702100 or 84702900                         | 115               | 1 319      | 2 561                   | 18 947     |
| 84732900 | Parts of the electronic calculating machines oth thansubheading 84701000, 84702100 or 84702900                    | 684               | 5 642      | 102 912                 | 351 091    |
| 84733010 | Parts and accessories assembled printed circuit boards of the machines of heading 8471                            | 33 884            | 486 669    | 6 694 393               | 99 664 192 |
| 84733090 | Parts and accessories assembled other than printed circuit boards of the machines of heading 8471                 | 717 089           | 6 578 998  | 10 307 349              | 77 004 491 |
| 84734010 | Parts and accessories of the machines of heading 8472 for electrically operated machines                          | 1 901             | 16 310     | 686 768                 | 5 009 938  |
| 84734020 | Parts and accessories of the machines of heading 8472 for non electrically operated machines                      | 134               | 3 206      | 79 170                  | 1 027 143  |
| 84735010 | Parts and accessories suitable for use with the machines of heading 8471  | 1                 | 3          | 100                     | 1 374      |
| 84735090 | Parts and accessories suitable for use with the machines of heading 8470 and 8472                                 | 11 590            | 32 321     | 711 663                 | 1 147 021  |
| 84741010 | Sorting, screening, separating or washing machines electrically operated  | 1 387             | 483 060    | 124                     | 955 768    |
| 84741020 | Sorting, screening, separating or washing machines non electrically operated                                      | 310               | 863        | 930                     | 3 225      |
| 84742011 | Crushing or grinding machines stone electrically operated for stone   | 100               | 104        | 680                     | 685        |
| 84742019 | Crushing or grinding machines stone electrically operated for other than stone                                    | -                 | 27 708     | -                       | 327 244    |
| 84742029 | Crushing or grinding machines stone not electrically operated for other than stone                                | -                 | 300        | -                       | 5 156      |
| 84743110 | Concrete or mortar mixers electrically operated   | 250               | 70 790     | 100                     | 1 602 547  |
| 84743120 | Concrete or mortar mixers not electrically operated   | -                 | 11 031     | -                       | 27 623     |
| 84743219 | Machines for mixing mineral substances with bitumen electrically operated of an output capacity > 80 t/h          | 7 500             | 11 602     | 9 500                   | 10 300     |
| 84743229 | Machines for mixing mineral substances with bitumen not electrically operated of an output capacity > 80 t/h      | -                 | 12 426     | -                       | 31 059     |
| 84743910 | Other machines for mixing mineral substances with bitumen electrically operated                                   | -                 | 34 329     | -                       | 169 616    |
| 84748010 | Machinery for agglomerating, shaping or moulding, for forming foundry moulds of sand electrically operated        | -                 | 1 884      | -                       | 24 298     |
| 84748020 | Machinery for agglomerating, shaping or moulding, for forming foundry moulds of sand not electrically operated    | -                 | 464        | -                       | 1 766      |
| 84749010 | Other machinery for agglomerating, shaping/moulding, for forming foundry moulds of sand electrically operated     | 2 675 072         | 30 565 657 | 7 220 375               | 77 753 510 |
| 84749020 | Other machinery for agglomerating, shaping/moulding, for forming foundry moulds of sand not electrically operated | 6 189             | 80 882     | 20 346                  | 399 263    |
| 84752900 | Machines; for manufacturing or hot working glass or glassware, not for making optical fibres and preforms thereof | -                 | 13         | -                       | 5 492      |
| 84759010 | Parts machines for making optical fibres of electrically operated   | 5 800             | 8 374      | 174 200                 | 281 719    |
| 84759020 | Parts machines for making optical fibres of not electrically operated   | -                 | 5 114      | -                       | 25 220     |
| 84762100 | Automatic beverage-vending machines incorporating heating or refrigerating devices                                | 10 560            | 382 245    | 97 373                  | 3 163 354  |
| 84762900 | Machines; automatic beverage-vending machines, not incorporating heating or refrigerating devices                 | -                 | 40         | -                       | 200        |
| 84768900 | Machines; automatic goods-vending machines, not incorporating heating or refrigerating devices                    | -                 | 820        | -                       | 7 641      |
| 84769000 | Parts automatic goods-vending machines incorporating heating or refrigerating devices                             | 191 355           | 970 698    | 1 843 445               | 8 335 039  |
| 84771010 | Injection machines for moulding rubber  | 2 433             | 142 186    | 4 434                   | 647 874    |
| 84771031 | Injection machines for palstics, poly (vinyl chloride)  | 40                | 117 658    | 60                      | 448 607    |

Tabel 3 : Ekspor Indonesia menurut Komoditi ( Kode HS 8 digit )

|          |   | Oktober 2020      |           |                         |           |
|----------|---|-------------------|-----------|-------------------------|-----------|
| Kode H S | Uraian golongan barang  | Berat bersih (Kg) |           | Nilai F.O.B. ( U S \$ ) |           |
|          |   | Bulan ini         | Kumulatif | Bulan ini               | Kumulatif |
| (1)      | (2)   | (3)               | (4)       | (5)                     | (6)       |
| 84771039 | Other injection machines for palstics   | 912               | 236 922   | 1 144                   | 3 456 278 |
| 84772020 | Extruders machine for plastics  | -                 | 8 964     | -                       | 28 331    |
| 84773000 | Blow moulding machines  | -                 | 108 971   | -                       | 923 421   |
| 84774010 | Vacuum machines for moulding or forming rubber  | 47                | 38 718    | 1 080                   | 30 069    |
| 84774020 | Vacuum machines for moulding or forming plastics  | 105               | 1 855     | 6 842                   | 32 152    |
| 84775910 | Other machines for moulding or forming rubber   | 438               | 6 494     | 15 341                  | 73 682    |
| 84775920 | Other machines for moulding or forming plastics   | -                 | 15        | -                       | 20        |
| 84778010 | Other machine for working rubber/products from rubber, electrically operated  | 2 708             | 55 945    | 15 000                  | 1 896 476 |
| 84778020 | Other machine for working rubber/products from rubber, not electrically operated  | 20                | 1 352     | 248                     | 1 204     |
| 84778031 | Lamination presses for the manufacture of PCB/PWBelectrically operated  | -                 | 3 890     | -                       | 1 690     |
| 84778039 | Oth lamination presses for plastics/products from plasticselectrically operated   | 20 060            | 73 681    | 349 940                 | 818 398   |
| 84778040 | Other machine for working plastics/products from plastics, not electrically operated  | -                 | 14 500    | -                       | 8 000     |
| 84779010 | Parts of machine for working rubber/products from rubber, electrically operated   | 5 789             | 23 631    | 15 940                  | 221 515   |
| 84779020 | Parts of machine for working rubber/products from rubber, not electrically operated   | 0                 | 1 228     | 1                       | 35 474    |
| 84779032 | Parts of lamination presses for the manufacture of PCB/PWBelectrically operated   | 871               | 7 128     | 48 287                  | 407 521   |
| 84779039 | Parts of electric machine for working plastic&productsoth than lamination presses for manufacture of PCB/PWB                | 808               | 77 589    | 16 328                  | 958 873   |
| 84779040 | Parts of non-electric machine for working plastics/products from plastics materials   | 4 092             | 10 312    | 27 822                  | 82 725    |
| 84781010 | Machines for preparing or making up tobacco,electrically operated   | 21 188            | 171 972   | 1 172 274               | 9 853 995 |
| 84781020 | Machines for preparing or making up tobacco, not electrically operated  | 21 831            | 182 930   | 431 701                 | 2 809 314 |
| 84789010 | Parts of machines for preparing or making up tobacco,electrically operated  | 19 034            | 44 222    | 1 615 204               | 2 056 900 |
| 84789020 | Parts of machines for preparing or making up tobacco,not electrically operated  | -                 | 561       | -                       | 27 833    |
| 84791010 | Machines for public works/building/the like, electrically operated  | 9 174             | 56 576    | 32 647                  | 336 625   |
| 84791020 | Machines for public works/building/the like, not electrically operated  | -                 | 21 789    | -                       | 271 997   |
| 84792010 | Machines for the extraction/preparation of animal/fixed vegetable fats or oils, electrically operated                       | -                 | 33 417    | -                       | 78 121    |
| 84792020 | Machines for the extraction/preparation of animal/fixed vegetable fats or oils, not electrically operated                   | -                 | 17 297    | -                       | 87 839    |
| 84793010 | Machines presses for particle board/building and treating wood/cork, electrically operated                                  | -                 | 23 528    | -                       | 55 686    |
| 84793020 | Machines presses for particle board/building and treating wood/cork, not electrically operated                              | -                 | 2         | -                       | 70        |
| 84794010 | Rope or cable-making machines, electrically operated  | -                 | 108 812   | -                       | 223 944   |
| 84795000 | Industrial robots machines,not elsewhere specified/included   | 205               | 23 502    | 2 313                   | 680 745   |
| 84796000 | Machines evaporative air coolers  | -                 | 36 464    | -                       | 194 002   |
| 84797100 | Passenger boarding bridges of kind a used in airports   | -                 | 1 628 619 | -                       | 9 141 000 |
| 84797900 | Machinery and mechanical appliances; passanger boarding bridges, other than of a kind used in airports                      | -                 | 1 630     | -                       | 37 165    |
| 84798110 | Machines for treating metal, including electric wire coilwinders, electrically operated                                     | -                 | 2 069     | -                       | 60 806    |
| 84798210 | Mixing, kneading, crushing, grinding, screening, sifting, homogenising, emulsifying/stirring machines, electically operated | 303               | 105 346   | 9 172                   | 733 145   |
| 84798220 | Mixing, kneading, crushing, grinding, screening, sifting, homogenising, emulsifying/stirring machines, not elect. operated  | 1                 | 18 700    | 10                      | 33 980    |



Tabel 3 : Ekspor Indonesia menurut Komoditi ( Kode HS 8 digit )

|          |  | Oktober 2020      |           |                         |            |
|----------|--|-------------------|-----------|-------------------------|------------|
| Kode H S | Uraian golongan barang   | Berat bersih (Kg) |           | Nilai F.O.B. ( U S \$ ) |            |
|          |  | Bulan ini         | Kumulatif | Bulan ini               | Kumulatif  |
| (1)      | (2)  | (3)               | (4)       | (5)                     | (6)        |
| 84798920 | Machinery or apparatus for assembling CPU daughter boards and the reperation of chemical solution used, elect.operated | 152               | 31 806    | 4 106                   | 519 475    |
| 84798931 | Automatic service-vending machines, electrically operated  | -                 | 1 504     | -                       | 31 468     |
| 84798939 | Other automatic service-vending machines, electrically operated  | 72 183            | 1 363 855 | 1 268 976               | 13 941 563 |
| 84798940 | Other automatic service-vending machines, not electrically operated  | 121 702           | 1 832 772 | 1 665 181               | 20 081 909 |
| 84799020 | Parts of goods of subheading 8479.89.20  | 104               | 54 248    | 40 765                  | 471 603    |
| 84799030 | Parts of machines of machine subheading 8479.89.20, electrically operated  | 2 290             | 100 039   | 625 423                 | 4 816 245  |
| 84799040 | Parts of machines of machine subheading 8479.89.20, not electrically operated  | 7 374             | 317 483   | 420 766                 | 6 790 931  |
| 84801000 | Moulding boxes for metal foundry   | 14 576            | 88 430    | 119 104                 | 872 683    |
| 84802000 | Mould bases  | 4 066             | 46 888    | 48 395                  | 599 448    |
| 84803010 | Moulding patterns of copper  | 1                 | 755       | 38                      | 20 979     |
| 84803090 | Moulding patterns of other materials   | 65 328            | 1 028 907 | 187 601                 | 1 608 589  |
| 84804100 | Moulds for metal/metal carbides injection or compression types   | 10 512            | 90 622    | 180 837                 | 1 697 772  |
| 84804900 | Moulds; for metal or metal carbides, other than injection or compression types   | 30 621            | 141 857   | 736 141                 | 4 091 756  |
| 84805000 | Moulds for glass   | -                 | 1 387     | -                       | 28 766     |
| 84806000 | Moulds for mineral materials   | 257 145           | 1 156 958 | 380 494                 | 1 958 787  |
| 84807110 | Moulds for footwear soles, injection or compression types  | 8 783             | 73 460    | 70 526                  | 1 177 425  |
| 84807190 | Other moulds for rubber plastics, injections types   | 18 213            | 615 354   | 251 417                 | 12 210 497 |
| 84807910 | Moulds for footwear soles, not injection/compression types   | 3 063             | 146 614   | 86 117                  | 2 582 371  |
| 84807990 | Other moulds for rubber plastics, not injections types   | 31 048            | 164 269   | 249 800                 | 2 808 095  |
| 84811011 | Sluice / gate valves with 5 cm ? internal diameter ? 40 cm   | 882               | 1 118     | 10 525                  | 11 701     |
| 84811019 | Other sluice / gate valves of iron or steel  | 517               | 35 337    | 23 976                  | 453 425    |
| 84811021 | Sluice / gate valves of copper/copper alloy an internal diameter<= 2,5 cm  | -                 | 4 771     | -                       | 6 417      |
| 84811022 | Sluice / gate valves of copper/copper alloy an internal diameter > 2,5 cm  | 3                 | 3         | 10                      | 10         |
| 84811091 | Sluice / gate valves of plastics, 1 cm<=internal diameter<=2,5 cm  | 7                 | 8         | 7                       | 614        |
| 84811099 | Other taps, cocks, valves & similar appliances for pipes, boiler shells, tanks, vats or the like                       | 52 206            | 587 895   | 594 770                 | 6 740 172  |
| 84812010 | Sluice/gate valves for oleohydraulic or pneumatic transmissions 5 cm<=internal diameter<=40 cm                         | 18                | 15 147    | 2 153                   | 69 439     |
| 84812020 | Sluice/gate valves of copper/alloy 1 cm ? int.diam ? 2,5 cm of plastics 1 cm<=int.diam<=2,5 cm for oleohydr/pneumatic  | 6 995             | 28 956    | 8 297                   | 46 311     |
| 84812090 | Other sluice/gate valves for oleohydraulic or pneumatic  | 914               | 55 520    | 73 871                  | 1 546 850  |
| 84813010 | Swing check-valves, of cast iron, with 4 cm<=an inlet of internal diameter ?60 cm                                      | 152 183           | 2 249 177 | 1 459 117               | 20 326 877 |
| 84813020 | Swing check-valves of copper or copper alloys, with an internal diameter<= 2.5 cm                                      | -                 | 18 403    | -                       | 1 422 142  |
| 84813040 | Swing check-valves of plastics, with 1 cm<=internal diameter<=2,5 cm   | 8                 | 184       | 254                     | 6 614      |
| 84813090 | Other swing check-valves, of cast iron, with 4 cm<=an inlet of internal diameter ?60 cm                                | 114               | 234 687   | 4 241                   | 3 593 985  |
| 84814010 | Safety or relief valves of copper or copper alloys,with an internal diameter of<=2.5 cm                                | 13 627            | 55 864    | 69 998                  | 311 091    |
| 84814090 | Other safety or relief valves  | 1 383             | 30 972    | 87 082                  | 847 453    |
| 84818011 | Valves for inner tubes of copper or copper alloys  | -                 | 611       | -                       | 6 461      |
| 84818012 | Valves for inner tubes of other materials  | 1 051             | 114 678   | 14 784                  | 113 481    |
| 84818014 | Valves for tubeless tyres of other materials   | 3                 | 89        | 175                     | 21 906     |
| 84818021 | Liquefied Petroleum Gas (LPG) cylinder valves of copper or copper alloys with inlet/outlet internal diameters<=2.5 cm  | 2                 | 4 997     | 220                     | 30 997     |
| 84818022 | Liquefied Petroleum Gas (LPG) cylinder valves of copper or copper alloys with inlet/outlet internal diameters > 2.5 cm | -                 | 483       | -                       | 517        |
| 84818030 | Cocks and valves, whether or not fitted with piezo-electric igniters, for gas stoves or ranges                         | 820               | 4 743     | 3 213                   | 78 675     |

Tabel 3 : Ekspor Indonesia menurut Komoditi ( Kode HS 8 digit )

|          |   | Oktober 2020      |           |                         |             |
|----------|---|-------------------|-----------|-------------------------|-------------|
| Kode H S | Uraian golongan barang  | Berat bersih (Kg) |           | Nilai F.O.B. ( U S \$ ) |             |
|          |   | Bulan ini         | Kumulatif | Bulan ini               | Kumulatif   |
| (1)      | (2)   | (3)               | (4)       | (5)                     | (6)         |
| 84818040 | Aerated or carbonated liquid bottle valves; valves for gas operated beer dispensing units       | -                 | 15        | -                       | 2 003       |
| 84818050 | Mixing taps and valves  | 10 173            | 77 781    | 182 162                 | 3 023 496   |
| 84818061 | Manually operated gate valves of cast iron with 5 cm<=an internal diameter<=40 cm               | 644               | 2 521     | 3 056                   | 20 283      |
| 84818062 | Other manually operated gate valves of cast iron  | 57 727            | 671 741   | 929 579                 | 10 575 874  |
| 84818063 | Other gate valves and butterfly valves of cast iron   | 668               | 3 378     | 4 077                   | 219 446     |
| 84818065 | Other hog nipple waterers of plastics   | -                 | 50        | -                       | 4 946       |
| 84818067 | Other nipple joint valves   | 130               | 168       | 324                     | 1 546       |
| 84818072 | Other ball valves of plastics   | 2 651             | 19 249    | 33 029                  | 341 996     |
| 84818073 | Gate valves, manually operated, of iron or steel with 5 cm<=an internal diameter<=40 cm         | 14 688            | 128 418   | 174 674                 | 1 978 955   |
| 84818074 | Gate valves, manually operated, of iron or steel with an internal diameter > 40 cm              | -                 | 1 100     | -                       | 16 963      |
| 84818078 | Manifold valves of plastics with 1 cm<=internal diameter<=2,5 cm                                | -                 | 9         | -                       | 592         |
| 84818079 | Other manifold valves of plastics   | 97                | 2 024     | 5 853                   | 37 628      |
| 84818081 | Pneumatically controlled valves of plastics with 1 cm<=internal diameter<=2,5 cm                | -                 | 30        | -                       | 11 748      |
| 84818082 | Other pneumatically controlled valves of plastics   | 39                | 2 018     | 217                     | 89 989      |
| 84818085 | Other valves of plastics with an inlet diameter < 1 cm  | 8                 | 8         | 1 659                   | 1 659       |
| 84818087 | Fuel cut-off valves for vehicles of heading 8702, 8703/8704                                     | 7                 | 108       | 2                       | 65 328      |
| 84818088 | Other fuel cut-off valves for vehicles of plastics  | -                 | 1 314     | -                       | 87 008      |
| 84818089 | Other, manually operated, weighing ? 3 kg of steel/nickel                                       | -                 | 194       | -                       | 4 393       |
| 84818091 | Water taps of copper or copper alloy, with an internal diameter<=2.5 cm                         | 159               | 3 264     | 4 439                   | 77 022      |
| 84818099 | Other fuel cut-off valves for vehicles of copper/alloy  | 104 645           | 1 020 133 | 1 460 638               | 14 531 758  |
| 84819010 | Housings for sluice or gate valves with inlet or outlet of 50 mm ?an internal diameter<=400 mm  | 12 142            | 131 693   | 247 497                 | 2 395 465   |
| 84819021 | Bodies, for water taps with internal diameter ? 25 mm   | 7 374             | 66 784    | 41 960                  | 434 446     |
| 84819022 | Bodies,for LPG cylinder valves with internal diamtr ? 25 mm                                     | -                 | 8         | -                       | 111         |
| 84819023 | Other bodies for taps, cocks,valves,with internal diameter<=25 mm                               | 1 463             | 51 827    | 17 656                  | 594 027     |
| 84819029 | Other parts for taps.cocks.valves,with internal diameter<=25 mm                                 | 10                | 9 178     | 300                     | 78 957      |
| 84819031 | Valve bodies or stems of inner tube/ tubeless tyre valves of copper or alloy copper             | -                 | 478       | -                       | 4 054       |
| 84819039 | Valve bodies or stems of inner tube/ tubeless tyre valves of other materials                    | 22 839            | 115 259   | 460 761                 | 2 128 434   |
| 84819049 | Valve cores of inner tube or tubeless tyre valves of other materials                            | 0                 | 410       | 335                     | 7 568       |
| 84819090 | Other parts of housing for sluice or gate valves  | 35 062            | 582 430   | 514 520                 | 6 644 431   |
| 84821000 | Ball bearings   | 617 427           | 5 078 270 | 12 912 538              | 107 996 528 |
| 84822000 | Tapered roller bearings, including cone and tapered roller assemblies                           | 52                | 13 620    | 62 983                  | 702 466     |
| 84823000 | Spherical roller bearings   | 281               | 7 814     | 701                     | 106 260     |
| 84824000 | Needle roller bearings  | 1 712             | 3 938     | 68 461                  | 119 863     |
| 84825000 | Bearings; cylindrical roller bearings n.e.c. in heading no. 8482                                | 7                 | 13 271    | 499                     | 242 951     |
| 84828000 | Bearings; n.e.c. in heading no. 8482, including combined ball/roller                            | 65 258            | 763 905   | 166 155                 | 1 623 772   |
| 84829100 | Parts of ball, needles and rollers  | 354 544           | 2 218 184 | 1 700 487               | 10 802 361  |
| 84829900 | Bearings; parts, (other than balls, needles and rollers)  | 21 312            | 254 495   | 212 905                 | 2 910 393   |
| 84831010 | Transmission shafts and cranks for machineryof heading 84.29 or 84.30                           | 192               | 215 055   | 23 786                  | 2 155 555   |
| 84831024 | Cam shafts and crank shafts for engines of vehiclesof heading 8711                              | 184 641           | 1 462 525 | 1 532 076               | 12 932 924  |
| 84831025 | Other cam shafts and crank shafts for engines of vehicles of a cylinder capacity<=2000 cc       | 195 594           | 1 009 033 | 2 046 816               | 10 780 545  |
| 84831026 | Other cam shafts and crank shafts for engines of vehicles of 2000 cc<cylinder capacity<=3000 cc | 9 682             | 731 023   | 59 591                  | 5 409 065   |
| 84831027 | Other cam shafts and crank shafts for engines of vehicles of a cylinder capacity>3000 cc        | 178 977           | 1 244 229 | 470 570                 | 3 333 415   |

Tabel 3 : Ekspor Indonesia menurut Komoditi ( Kode HS 8 digit )

|          |   | Oktober 2020      |           |                         |            |
|----------|---|-------------------|-----------|-------------------------|------------|
| Kode H S | Uraian golongan barang  | Berat bersih (Kg) |           | Nilai F.O.B. ( U S \$ ) |            |
|          |   | Bulan ini         | Kumulatif | Bulan ini               | Kumulatif  |
| (1)      | (2)   | (3)               | (4)       | (5)                     | (6)        |
| 84831039 | Cam shafts and crank shafts for marine propulsion engines of an output > 22.38 kW   | 3 007             | 40 383    | 26 663                  | 356 063    |
| 84831090 | Other cam shafts and crank shafts for engines of vehicles   | 102 360           | 699 204   | 1 101 238               | 8 548 256  |
| 84832020 | Bearing housings, incorporating ball or roller bearings for machinery of heading 8429 or 8430   | -                 | 16        | -                       | 4 295      |
| 84832090 | Other bearing housings, incorporating ball/roller bearings  | 121               | 6 501     | 1 394                   | 68 517     |
| 84833030 | Bearing housings, not incorporating ball or roller bearings for engine and vehicles of chapter 87                                     | 12 540            | 159 205   | 228 480                 | 2 573 489  |
| 84833090 | Other bearing housings, not incorporating ball or roller bearings   | 34 961            | 255 143   | 447 833                 | 3 857 989  |
| 84834020 | Gears and gearing for marine vessels  | 100               | 674       | 243                     | 7 905      |
| 84834030 | Gears and gearing for machinery of heading 8429 or 8430   | 27 340            | 612 583   | 684 184                 | 12 078 271 |
| 84834040 | Gears and gearing for vehicles of chapter 87  | 19 196            | 283 924   | 170 381                 | 2 522 360  |
| 84834090 | Other gears and gearing, transmission elements presented separately including torque converters :                                     | 135 990           | 1 258 866 | 1 066 868               | 9 498 168  |
| 84835000 | Flywheels and pulleys, including pulley blocks  | 483 625           | 2 927 197 | 1 066 731               | 9 250 124  |
| 84836000 | Clutches and shaft couplings (including universal joints)   | 36 782            | 253 618   | 350 843                 | 2 360 377  |
| 84839011 | Toothed wheels, chain sprockets and other transmissions for tractors of subheading 870110 or 870191 to 870195                         | 680               | 801       | 6 926                   | 7 667      |
| 84839013 | Toothed wheels, chain sprockets and other transmissions for other tractors of heading 8701  | -                 | 5 297     | -                       | 184 612    |
| 84839014 | Toothed wheels, chain sprockets and other transmissions for goods of heading 8711   | 110 212           | 797 523   | 1 110 521               | 8 699 463  |
| 84839015 | Toothed wheels, chain sprockets and other transmissions for other goods of chapter 87   | -                 | 375       | -                       | 784        |
| 84839019 | Other parts of goods of transmission shafts (incl cam shaft and crank shafts) and cranks  | 1 666             | 72 821    | 12 005                  | 573 543    |
| 84839091 | Other toothed wheels, chain sprockets & other transmission for tractors of subheading 870110 or 870191 to 870195                      | -                 | 9 065     | -                       | 90 017     |
| 84839093 | Other toothed wheels, chain sprockets & other transmission for other tractors of heading 8701   | -                 | 2         | -                       | 6          |
| 84839094 | Other toothed wheels, chain sprockets & other transmission for goods of heading 8711  | -                 | 620       | -                       | 5 298      |
| 84839095 | Other toothed wheels, chain sprockets & other transmission for goods of chapter 87  | 20 593            | 121 690   | 229 816                 | 1 493 102  |
| 84839099 | Other toothed wheels, chain sprockets & other transmission elements presented separately  | 130 597           | 1 310 163 | 1 482 961               | 13 129 907 |
| 84841000 | Gaskets and similar joints of metal sheeting combined with other material or of two or more layers of metal                           | 54 916            | 505 200   | 1 339 906               | 10 433 325 |
| 84842000 | Mechanical seals  | 143 637           | 997 501   | 2 680 598               | 18 455 241 |
| 84849000 | Gasket sets or assortments of gaskets and similar joints; dissimilar in composition, put up in pouches, envelopes or similar packings | 2 560             | 69 882    | 118 039                 | 2 599 280  |
| 84861020 | Apparatus for rapid heating of semiconductor wafers   | -                 | 900       | -                       | 1 000      |
| 84861030 | Spin dryers for semiconductor wafer processing  | -                 | 3 940     | -                       | 232 301    |
| 84861040 | Machines for working by removal of material, by laser/other light/photon beam in the production of semiconductor wafers               | -                 | 39 300    | -                       | 1 646 404  |
| 84861050 | Grinding, polishing and lapping machines for processing of semiconductor wafers   | -                 | 19 800    | -                       | 197 594    |
| 84861090 | Other machines and apparatus for the manufacture of boules or wafers  | -                 | 1 431     | -                       | 10 884     |
| 84862012 | Epitaxial deposition machines, spinners for coating photographic emulsions on semiconductor wafers                                    | -                 | 5         | -                       | 261 000    |
| 84862019 | Other machines and apparatus film formation equipment   | -                 | 101       | -                       | 309        |
| 84862031 | Deflash machines; spraying appliances for etching, stripping or cleaning semiconductor wafers   | -                 | 35        | -                       | 46         |
| 84862033 | Apparatus for wet etching, developing, stripping/cleaning semiconductor wafers  | -                 | 4 500     | -                       | 72 780     |
| 84862091 | Laser cutters for cutting contacting tracks in semiconductor production by laser beam   | -                 | 1         | -                       | 200        |
| 84862092 | Machines for bending, folding and straightening semiconductor leads   | -                 | 10 300    | -                       | 510 000    |

Tabel 3 : Ekspor Indonesia menurut Komoditi ( Kode HS 8 digit )

|          |   | Oktober 2020      |           |                         |            |
|----------|---|-------------------|-----------|-------------------------|------------|
| Kode H S | Uraian golongan barang  | Berat bersih (Kg) |           | Nilai F.O.B. ( U S \$ ) |            |
|          |   | Bulan ini         | Kumulatif | Bulan ini               | Kumulatif  |
| (1)      | (2)   | (3)               | (4)       | (5)                     | (6)        |
| 84862093 | Resistance heated furnaces and ovens for the manufacture of semiconductor devices on semiconductor wafers               | -                 | 2 000     | -                       | 74 000     |
| 84862095 | Automated machines for the placement or the removal of components or contact elements on semiconductor materials        | -                 | 230       | -                       | 5 994      |
| 84862099 | Other lasercutters for cutting contacting tracks in semiconductor production by laser beam                              | 1                 | 873       | 5 123                   | 405 407    |
| 84863010 | Apparatus for dry etching patterns on flat panel display substrates   | -                 | 89        | -                       | 3 047      |
| 84863030 | Chemical vapour deposition apparatus; spinners ; apparatus for physical deposition on flat panel display substrates     | -                 | 1 855     | -                       | 14 768     |
| 84864010 | Focused ion beam milling machines to produce/repair masks and reticles for patterns on semiconductor devices            | 8                 | 1 510     | 10                      | 113 187    |
| 84864020 | Die attach apparatus, tape automated, wire bonders and encapsulation equipment for the assembly of semiconductors       | -                 | 194 691   | -                       | 3 385 121  |
| 84864030 | Moulds for manufacture of semiconductor devices   | 200               | 142 750   | 1 000                   | 527 455    |
| 84864060 | Electron beam microscopes for the handling and transport of semiconductor wafers or reticles                            | -                 | 1         | -                       | 98         |
| 84864090 | Apparatus oth opt. stereoscopic, photomicrographic, electron beam microscopes, pattern generating for trans. smcondctor | -                 | 1 041     | -                       | 31 280     |
| 84869011 | Parts and accessories of apparatus for rapid heating of semiconductor wafers  | -                 | 12        | -                       | 100        |
| 84869014 | Parts and accessories tool holders & self-opening dieheads for sawing monocrystal semiconductor bouls                   | 140               | 936       | 285                     | 27 797     |
| 84869015 | Parts and accessories other than tool holders&self-opening dieheads machines for processing of semiconductor wafers     | 0                 | 127       | 76                      | 9 848      |
| 84869019 | Other parts & access. of machines for sawing monocrystal semiconductor boules into slices, or wafers into chips         | -                 | 169       | -                       | 20 294     |
| 84869024 | Parts and accessories tool holders & self-opening dieheads for spraying semiconductor wafers                            | -                 | 12        | -                       | 813        |
| 84869025 | Parts and accessories other than tool holders&self-opening for spraying semiconductor wafers                            | -                 | 6 929     | -                       | 2 000      |
| 84869026 | Parts and accessories tool holders & self-opening dieheads for dicing machine semiconductor wafers                      | -                 | 330       | -                       | 37 300     |
| 84869027 | Parts and access. other than tool holders & self-opening dieheads for dicing machine semiconductor wafers               | -                 | 200       | -                       | 66 571     |
| 84869029 | Parts & access. other than of resistance heated furnaces and ovens for the manufacture of semiconductor devices         | -                 | 425       | -                       | 25 284     |
| 84869032 | Parts & accessories of tool holders & self-opening diehead apparatus for wet etching patterns on flat panel displays    | -                 | 2 842     | -                       | 8 070      |
| 84869035 | Parts & accessories of spinners for coating photosensitive emulsions on flat panel display substrates                   | 1                 | 1         | 5                       | 5          |
| 84869042 | Parts & access. die attach apptus tape auto, wire bonders & encapsulation equipment for the assembly of semiconductors  | -                 | 554       | -                       | 659        |
| 84869049 | Parts&access. apptus oth than opt. stereoscopic, photomicrographic,microscopes,pattern generating for trans. smcondctor | 5 447             | 22 240    | 161 046                 | 1 155 880  |
| 84871000 | Ships or boats propellers & blades therefor not containing elect. connectors,insulators,coils, other elect. features    | 52                | 10 744    | 3 400                   | 189 046    |
| 84879000 | Propellers & blades not for ships or boats  | 9 234             | 293 387   | 142 211                 | 4 100 330  |
| 85011021 | Stepper motor DC of kind for AC,refrigerator,washing mach,electr. domestic appl.,storage water heater, output<=37,5 W   | 396               | 2 474     | 4 639                   | 55 874     |
| 85011022 | Stepper motor DC oth than for AC,refrigerator,washing mach,electr. domestic appl.,storage water heater, output <= 5 W   | -                 | 141       | -                       | 14 925     |
| 85011029 | Stepper motor DC oth than for AC,refrigerator,washing mach,electr. dom. appl.,storage water heat, 5 W<output <=37,5 W   | 76 131            | 1 321 402 | 2 482 364               | 23 463 251 |

Tabel 3 : Ekspor Indonesia menurut Komoditi ( Kode HS 8 digit )

|          |  | Oktober 2020      |           |                         |            |
|----------|--|-------------------|-----------|-------------------------|------------|
| Kode H S | Uraian golongan barang   | Berat bersih (Kg) |           | Nilai F.O.B. ( U S \$ ) |            |
|          |  | Bulan ini         | Kumulatif | Bulan ini               | Kumulatif  |
| (1)      | (2)  | (3)               | (4)       | (5)                     | (6)        |
| 85011030 | Spindle motors, output <= 37,5 W   | -                 | 56        | -                       | 1 372      |
| 85011041 | Spindle motor DC of kind for AC,refrigerator,washing mach,electr. domestic appl.,storage water heater, output<=37,5 W  | 246               | 50 104    | 5 951                   | 79 511     |
| 85011049 | Spindle motor DC oth than for AC,refrigerator,washing mach,electr. domestic appl.,storage water heater                 | 874 390           | 5 748 341 | 13 533 927              | 87 020 461 |
| 85011059 | Other stepper motor (AC/DC) other than for AC,refrigerator,washing mach,electr. domestic appl.,storage water heater    | 448               | 27 210    | 4 659                   | 303 638    |
| 85011060 | Other spindle motors (AC/DC), output <= 37,5 W   | 16 091            | 153 661   | 488 363                 | 4 370 355  |
| 85011091 | Other spindle motor (AC/DC) for AC,refrigerator,washing machine,electr. domestic appl.,storage water heater            | 2                 | 95        | 53                      | 3 992      |
| 85011099 | Other spindle motor (AC/DC) not for refrigerator,washing machine,AC,electr. domestic appl.,storage water heater        | 23 382            | 171 762   | 607 892                 | 4 419 131  |
| 85012012 | Universal AC/DC motors for AC,refrigerator,washing machine,electr. domestic appl.,storage water heater an output<=1 kW | -                 | 65        | -                       | 2 085      |
| 85012019 | Universal AC/DC motor oth than for AC,refrigerator,washing mach, electr. Dom. appl.,storage wtr heater an output<=1 KW | -                 | 5 578     | -                       | 27 574     |
| 85012029 | Universal AC/DC motor oth than for AC,refrigerator,washing mach, electr. Dom. appl.,storage wtr heater an output> 1 kW | 82                | 3 092     | 2 460                   | 70 567     |
| 85013130 | Other motor DC for AC,refrigerator,washing machine,elect.domestic appl.,storage water heater an ouput < = 750 W        | 890               | 2 797     | 13 608                  | 34 177     |
| 85013140 | Other motor DC oth than for AC,refrigerator,washng machine,elect.domestic appl.,storage water heater an ouput< = 750 W | 328 700           | 2 179 261 | 3 824 572               | 24 684 918 |
| 85013150 | Generators of an ouput < = 750 W   | 240               | 73 507    | 610                     | 155 937    |
| 85013222 | Oth motor DC oth than for AC,refrigerator,washing machine,elect.dom. appl.,storage water heater 750< ouput<=37,5 kW    | -                 | 1 969     | -                       | 58 391     |
| 85013223 | Generators DC, of 750 W <an ouput < = 37,5 kW  | -                 | 82        | -                       | 550        |
| 85013231 | Other motor DC for AC,refrigerator,washing machine,elect.domestic appl.,storage water heater 37,5 kW<ouput <= 75 kW    | -                 | 8 545     | -                       | 15 620     |
| 85013232 | Other motor DC oth than for AC,refrigerator,washng machine,elect.dom. appl.,storage water heater 37,5 kW<ouput<= 75 kW | -                 | 21        | -                       | 1 231      |
| 85013233 | Generators DC, of 37,5 kW < an ouput < = 75 kW   | -                 | 1 817     | -                       | 28 956     |
| 85013300 | Electric motors and generators; DC, of an output exceeding 75kW but not exceeding 375kW                                | -                 | 8 370     | -                       | 35 457     |
| 85013400 | Electric motors and generators; DC, of an output exceeding 375kW   | -                 | 3 495     | -                       | 2 586      |
| 85014011 | Oth motor AC Single-phase for AC,refrigerator,washing mach,elect.domestic appl.,storage water heater an ouput < = 1 kW | 0                 | 36        | 3                       | 246        |
| 85014019 | Oth mtr AC single-phase oth than for AC,refrig,washing machelect.domestic appl.,storage water heater an ouput < = 1 kW | 85                | 8 885     | 374                     | 39 496     |
| 85014021 | Oth motor AC Single-phase for AC,refrigerator,washing mach,elect.domestic appl.,storage water heater an ouput > 1 kW   | 31                | 338       | 2 242                   | 15 367     |
| 85014029 | Oth mtr AC single-phase oth than for AC,refrig,washing machelect.domestic appl.,storage water heater an ouput > 1 kW   | 1                 | 7 866     | 2 044                   | 122 814    |
| 85015111 | Oth mtr AC multi-phase w/ output <=750W, used forrefrigerator, AC, wash mach, elect domestic app,water heater          | 314               | 3 975     | 2 788                   | 31 591     |
| 85015119 | Oth mtr AC multi-phase w/ output <=750W, used oth than forrefrigerator, AC, wash mach, elect domestic app,water heater | 9                 | 891       | 2 641                   | 30 838     |

Tabel 3 : Ekspor Indonesia menurut Komoditi ( Kode HS 8 digit )

|          |   | Oktober 2020      |           |                         |            |
|----------|---|-------------------|-----------|-------------------------|------------|
| Kode H S | Uraian golongan barang  | Berat bersih (Kg) |           | Nilai F.O.B. ( U S \$ ) |            |
|          |   | Bulan ini         | Kumulatif | Bulan ini               | Kumulatif  |
| (1)      | (2)   | (3)               | (4)       | (5)                     | (6)        |
| 85015219 | Oth mtr AC multi-phase w/ output <=1kW, used oth than forrefrigerator, AC, wash mach, elect domestic app,water heater   | 2 248             | 13 146    | 11 607                  | 50 120     |
| 85015229 | Oth mtr AC multi-phase w/ 1kW<output<=37,5kW, used oth thanfor refrigeratr,AC,wash mach,elect domestic app,water heater | -                 | 1 219     | -                       | 21 717     |
| 85015239 | Oth mtr AC multi-phase w/ 37,5kW<output<=75kW, used oth thnfor refrigeratr,AC,wash mach,elect domestic app,water heater | 5                 | 2 564     | 1 570                   | 24 790     |
| 85015300 | Electric motors; AC motors, multi-phase, of an output exceeding 75kW  | 23 530            | 56 473    | 24 845                  | 105 771    |
| 85016110 | Generator AC (altenators) of an ouput <= 12,5 kVA   | -                 | 143       | -                       | 30 082     |
| 85016120 | Generator AC (altenators) of an ouput > 12,5 kVA  | -                 | 36        | -                       | 160        |
| 85016400 | Generator AC (altenators) of an ouput > 750 kVA   | 24 686            | 35 041    | 34 661                  | 72 800     |
| 85021100 | Generating sets (diesel or semi-diesel engines) of an output <=75 kVA   | 53 620            | 450 784   | 435 349                 | 4 016 629  |
| 85021210 | Generating sets (diesel or semi-diesel engines) of an 75 kVA < output <= 125 kVA  | -                 | 4 300     | -                       | 16 000     |
| 85021220 | Generating sets (diesel or semi-diesel engines) of an 125 kVA < output <= 375 kVA                                       | 4 600             | 17 887    | 39 500                  | 103 095    |
| 85021390 | Generating sets (diesel or semi-diesel engines) of an 375 kVA < output <= 12.500 kVA                                    | 100               | 574 564   | 158                     | 2 467 851  |
| 85022010 | Generating sets (gasoline engines) of an output <= 75 kVA   | 1 500             | 11 003    | 20 234                  | 44 101     |
| 85022030 | Generating sets (gasoline engines) of an 100 kVA < output <= 10.000 kVA   | 8 940             | 388 560   | 37 525                  | 1 365 952  |
| 85022049 | Generating sets (gasoline engines) of an 10.000 kVA < output < 12.500 kVA   | 31                | 466 517   | 120                     | 2 480 699  |
| 85023910 | Other generating sets other-powered of an output <= 10 kVA  | 1 260             | 1 396     | 2 100                   | 28 000     |
| 85023939 | Other generating sets other-powered of 10.000 kVA < output< 12.500 kVA  | 36 849            | 49 184    | 381 906                 | 439 694    |
| 85024000 | Electric rotary converters  | 21                | 98        | 114                     | 12 597     |
| 85030020 | Part of generators/sets for electric motor and electric generating/sets of an output >= 12.500 kVA                      | 1 353             | 3 638     | 120 929                 | 285 311    |
| 85030090 | Part of generators/sets for electric motor and electric generating/sets of an output < 12.500 kVA                       | 162 540           | 1 344 653 | 2 843 114               | 22 930 808 |
| 85041000 | Ballasts for discharge lamps or tubes   | 0                 | 869       | 41                      | 5 173      |
| 85042111 | Auto transformers with a power handling capacity ? 1 kVA and of a high side voltage of 110 kV or more                   | 12 749            | 110 153   | 156 198                 | 1 426 948  |
| 85042119 | Oth instrument transformers with a power handling 1 kVA < capacity<=10 kVA and voltage of ? 110 kV                      | 60                | 1 767     | 1 129                   | 67 887     |
| 85042192 | Oth instrument transformers with a power handling capacity > 10 kVA and of a high side voltage of ? 110 kV              | -                 | 205       | -                       | 23 520     |
| 85042193 | Oth Instrument transformers with a power handling capacity > 10 kVA and 66 kV<=voltage < 110 kV                         | -                 | 151       | -                       | 3 634      |
| 85042199 | Oth Instrument transformers with a power handling capacity ? 650 kVA  | 18 423            | 217 142   | 148 377                 | 1 096 636  |
| 85042211 | Auto transformers with a power handling capacity > 650 kV and voltage<=10.000 kV  | -                 | 16        | -                       | 144        |
| 85042219 | Oth auto transformers with high side voltage ? 66 kV  | 22 576            | 1 421 564 | 136 405                 | 8 657 392  |
| 85042292 | Oth auto transformers with high side voltage ? 110 kV   | 23 938            | 233 839   | 574 713                 | 5 686 780  |
| 85042299 | Liquid dielect. transformers,650kVA<power capacity<=10.000kVAunauto step-voltage regulators, voltage<66 kV              | 51 745            | 544 263   | 182 271                 | 1 808 173  |
| 85042310 | Liquid dielectric transformers,10.000 kVA<power capacity<=15.000 kVA  | -                 | 108 762   | -                       | 871 006    |
| 85042321 | Liquid dielectric transformers,15.000 kVA<power capacity<=20.000 kVA  | -                 | 145 549   | -                       | 1 356 976  |
| 85042329 | Liquid dielectric transformers, power capacity>30.000 kVA   | 1 186 914         | 3 588 481 | 7 213 131               | 23 568 242 |
| 85043111 | Instrument potential transformers, power capacity<=1kVA,voltage >=110 kV  | 8 252             | 58 361    | 190 345                 | 1 229 733  |

Tabel 3 : Ekspor Indonesia menurut Komoditi ( Kode HS 8 digit )

|          |  | Oktober 2020      |           |                         |             |
|----------|--|-------------------|-----------|-------------------------|-------------|
| Kode H S | Uraian golongan barang   | Berat bersih (Kg) |           | Nilai F.O.B. ( U S \$ ) |             |
|          |  | Bulan ini         | Kumulatif | Bulan ini               | Kumulatif   |
| (1)      | (2)  | (3)               | (4)       | (5)                     | (6)         |
| 85043112 | Instrument potential transformers, power capacity<=1kVA,66 kV>= voltage<110 kV   | -                 | 2 694     | -                       | 108 986     |
| 85043113 | Instrument potential transformers, power capacity<=1kVA,1 kV>= voltage<66 kV   | 1 458             | 22 773    | 18 783                  | 296 880     |
| 85043119 | Instrument potential transformers, power capacity<=1kVA,voltage<1kVA   | 5 655             | 48 684    | 196 990                 | 2 049 239   |
| 85043121 | Instrument current transformer ring type,pwr capacity<=1kVA110 kV>= voltage< 220 kV                                    | 145               | 8 641     | 17 642                  | 411 358     |
| 85043122 | Instrument current transformer ring type,pwr capacity<=1kVAvoltage>= 220 kV  | -                 | 105       | -                       | 7 280       |
| 85043124 | Instrument current transformers,power capacity<=1 kVA,1 kV>= voltage<66 kV   | 6 709             | 49 967    | 84 566                  | 635 035     |
| 85043129 | Instrument current transformers,power capacity<=1 kVA,voltage<1kV  | 268               | 632       | 18 353                  | 39 397      |
| 85043140 | Intermediate frequency transformers, power capacity<=1 kVA   | 29 980            | 228 851   | 377 613                 | 2 928 943   |
| 85043191 | Transformers of a kind used with toys, scale models or similar recreational models, power capacity<=1.000 kVA          | -                 | 60        | -                       | 50          |
| 85043192 | Others matching transformers, power capacity<=1 kVA  | 81                | 1 060     | 2 056                   | 38 723      |
| 85043193 | Step up/down transformers; slide regulators, power capacity <=1.000 kVA  | 586               | 7 455     | 9 205                   | 60 791      |
| 85043199 | Transformers other than used with toys,scale/similar modelsnot matching&step up/down transf; power capacity<=1.000 kVA | 24 210            | 349 364   | 477 019                 | 4 848 361   |
| 85043219 | Instrument not matching transformers (potential&current),1.000 kVA<power capacity<=5.000 kVA                           | -                 | 13 811    | -                       | 92 655      |
| 85043220 | Transformers of a kind used with toys, scale models or siml recreational models, 1.000 kVA<pwr.cap<=5.000 kVA          | -                 | 8 728     | -                       | 37 162      |
| 85043249 | Other matching transformers, 5kVA<power capacity<=10kVA  | 1                 | 1         | 212                     | 212         |
| 85043259 | Other matching transformers, 10kVA<power capacity<=16kVA   | -                 | 5         | -                       | 351         |
| 85043319 | Other matching transformers, 16kVA<power capacity<=500kVA,voltage>=66kV  | -                 | 15 081    | -                       | 82 770      |
| 85043399 | Other matching transformers, 16kVA<power capacity<=500kVA,voltage<66kV   | 2 200             | 3 745     | 13 100                  | 26 371      |
| 85043411 | Matching transformers,10.000 kVA<power capacity<=15.000 kVAvoltage>=66kV   | -                 | 723       | -                       | 10 532      |
| 85043413 | Other matching transformers, not explosion proof dry type,10.000 kVA<power capacity<=15.000 kVA, voltage>=66kV         | -                 | 3 750     | -                       | 21 300      |
| 85043415 | Explosion proof dry type transformers, voltage< 66 kV10.000 kVA<power capacity<=15.000 kVA                             | -                 | 23 450    | -                       | 123 700     |
| 85043424 | Other matching transformers, not explosion proof dry type,power capacity>15.000 kVA, voltage>=66kV                     | 29 856            | 328 105   | 387 930                 | 4 287 691   |
| 85044011 | Uninterruptible power supplies (UPS), automatic data processing machines & units thereof, telecomm. apparatus          | 265               | 13 628    | 7 055                   | 314 281     |
| 85044019 | Uninterruptible power supplies (UPS), not automatic data processing machines & units thereof, telecomm. apparatus      | 44 196            | 652 196   | 1 816 561               | 25 778 834  |
| 85044020 | Battery chargers having a rating exceeding 100 kVA   | 13                | 10 663    | 2 242                   | 779 915     |
| 85044030 | Other rectifiers   | 4 769             | 59 129    | 225 639                 | 2 146 007   |
| 85044040 | Inverters  | 34 658            | 358 033   | 1 298 433               | 12 079 238  |
| 85044090 | Static converters other than UPS,battery chargers,invertersrectifiers  | 418 584           | 4 163 174 | 12 101 711              | 111 268 994 |
| 85045010 | Inductors for power supplies for automatic data processingmachines & units thereof, & telecommunications apparatus     | 120 694           | 1 383 851 | 4 030 248               | 38 120 649  |
| 85045020 | Chip type fixed inductors  | 3 522             | 30 575    | 815 617                 | 9 532 176   |
| 85045093 | Inductors power capacity <= 2.500 kVA  | 493               | 3 742     | 30 775                  | 222 116     |
| 85045094 | Inductors, 2.500 kVA> power capacity <=10.000 kVA  | 105               | 7 117     | 1 331                   | 86 248      |
| 85045095 | Inductors power capacity > 10.000 kVA  | 132               | 7 544     | 13 278                  | 159 755     |
| 85049010 | Parts of ballasts for discharge lamps or tubes   | 4                 | 1 182     | 931                     | 67 477      |
| 85049020 | Printed circuit assemblies for UPS/power supplies inductorsautomatic data processing machines & telecomm. apparatus    | 14 524            | 179 421   | 644 931                 | 6 461 116   |

Tabel 3 : Ekspor Indonesia menurut Komoditi ( Kode HS 8 digit )

|          |  | Oktober 2020      |            |                         |             |
|----------|--|-------------------|------------|-------------------------|-------------|
| Kode H S | Uraian golongan barang   | Berat bersih (Kg) |            | Nilai F.O.B. ( U S \$ ) |             |
|          |  | Bulan ini         | Kumulatif  | Bulan ini               | Kumulatif   |
| (1)      | (2)  | (3)               | (4)        | (5)                     | (6)         |
| 85049031 | Radiator panels;flat tube radiator for distribution andpower transformers, power capacity <=10.000 kVA                   | -                 | 1 488      | -                       | 1 953       |
| 85049039 | Other radiator panels;flat tube radiator for distribution and power transformers, capacity <=10.000 kVA                  | 75                | 10 460     | 200                     | 118 223     |
| 85049041 | Radiator panels;flat tube radiator for distribution andpower transformers, power capacity>10.000 kVA                     | -                 | 183        | -                       | 10          |
| 85049049 | Other radiator panels;flat tube radiator for distributionand power transformers, power capacity>10.000 kVA               | -                 | 81         | -                       | 45          |
| 85049090 | Parts of; other than ballast,UPS,inductors,and transformers  | 38 491            | 386 287    | 2 200 015               | 22 405 540  |
| 85051100 | Permanent magnets and articles intended to become permanentmagnets after magnetisation of metal                          | 243 311           | 1 872 194  | 1 899 653               | 12 930 828  |
| 85051900 | Permanent magnets and articles intended to become permanentmagnets after magnetisation of not metal                      | 1 304             | 46 892     | 8 245                   | 433 810     |
| 85052000 | Electro-magnetic couplings, clutches and brakes  | 329               | 2 667      | 5 237                   | 69 996      |
| 85059000 | Magnets; electro-magnets, holding devices and parts n.e.c. in heading no. 8505   | 47 549            | 523 331    | 504 501                 | 5 377 498   |
| 85061010 | Primary cells and primary batteries Manganese dioxidehaving an external volume <= 300 cm3                                | 4 838 363         | 32 954 538 | 16 273 550              | 109 973 644 |
| 85061090 | Primary cells and primary batteries Manganese dioxidehaving an external volume > 300 cm3                                 | 3 527             | 47 254     | 19 848                  | 498 444     |
| 85063000 | Primary cells and primary batteries Mercuric oxide   | 184               | 4 247      | 2 233                   | 55 970      |
| 85064000 | Primary cells and primary batteries Silver oxide   | 7 279             | 88 116     | 745 945                 | 8 541 984   |
| 85065000 | Primary cells and primary batteries Lithium  | 377 256           | 3 361 322  | 17 726 567              | 157 248 922 |
| 85066090 | Primary cells and primary batteries Air-zinchaving an external volume > 300 cm3  | 24 691            | 33 516     | 384 847                 | 400 432     |
| 85068010 | Other primary cells and primary batteries zinc-carbon,having an external volume <= 300 cm3                               | 1 289 677         | 9 443 324  | 4 386 552               | 35 426 219  |
| 85068091 | Other primary cells and primary batteries not zinc-carbon,having an external volume <= 300 cm3                           | 48 097            | 367 164    | 276 822                 | 2 291 978   |
| 85068099 | Other primary cells and primary batteries not zinc-carbon,having an external volume > 300 cm3                            | 50 169            | 400 127    | 8 115 443               | 58 966 017  |
| 85069000 | Parts of primary cells and primary batteries.  | 107 180           | 1 049 684  | 1 291 264               | 13 805 596  |
| 85071010 | Lead-acid accumulators,of a kind used for starting piston engines of a kind used for aircraft                            | -                 | 1 089      | -                       | 15 520      |
| 85071092 | Lead-acid accumulators,used starting piston engines fornort aircraft,voltage 6V/12V,capacity<=200AH,height<=13cm         | 118 518           | 482 834    | 262 768                 | 1 192 917   |
| 85071095 | Lead-acid accumulators,used starting piston engines fornort aircraft,voltage6V/12V,capacity<=200AH,13cm<height<=23cm     | 921 686           | 6 417 947  | 2 070 414               | 13 691 413  |
| 85071096 | Lead-acid accumulators,used starting piston engines fornort aircraft,voltage 6V/12V,capacity<=200AH,height>23cm          | 2 129 328         | 13 452 760 | 4 364 590               | 27 271 293  |
| 85071097 | Lead-acid accumulators,used starting piston engines fornort aircraft,voltage 6V/12V,capacity>200AH,height<=13cm          | 11 057            | 84 252     | 129 659                 | 954 190     |
| 85071098 | Lead-acid accumulators,used starting piston engines fornort aircraft,voltage6V/12V,capacity>200AH,13cm>height<=23cm      | 1 710             | 10 830     | 4 695                   | 30 760      |
| 85071099 | Lead-acid accumulators,used starting piston engines fornort aircraft,voltage 6V/12V,capacity>200AH,height>23cm           | 2 881 203         | 22 664 545 | 7 801 718               | 63 616 060  |
| 85072010 | Other lead-acid accumulators,of a kind used for starting piston engines of a kind used for aircraft                      | 7                 | 23 148     | 2 857                   | 133 128     |
| 85072094 | Oth lead-acid accumulators,used starting piston engines fornort aircraft,voltage 6V/12V,capacity<=200AH,height<=13cm     | 30                | 113        | 575                     | 1 405       |
| 85072095 | Oth lead-acid accumulators,used starting piston engines fornort aircraft,voltage6V/12V,capacity<=200AH,13cm<height<=23cm | 269 670           | 2 283 061  | 715 755                 | 6 270 077   |
| 85072099 | Oth lead-acid accumulators,used starting piston engines fornort aircraft,voltage 6V/12V,capacity>200AH,height>23cm       | 46                | 597        | 1 857                   | 359 345     |
| 85073010 | Nickel-cadmium accumulators of a kind used for aircraft  | -                 | 46         | -                       | 11 483      |
| 85073090 | Nickel-cadmium accumulators of a kind used for not aircraft  | 5 407             | 17 684     | 4 038                   | 41 240      |
| 85074010 | Nickel-iron accumulators of a kind used for aircraft   | -                 | 38         | -                       | 1 000       |
| 85075090 | Nickel-metal hydride accumulators of a kind used fornort aircraft  | 224               | 2 404      | 18 700                  | 1 036 426   |
| 85076010 | Lithium-ion accumulators of a kind used for laptopsincluding notebooks and subnotebooks                                  | 2 656             | 11 016     | 572 981                 | 2 346 692   |
| 85076020 | Lithium-ion accumulators of a kind used for aircraft   | -                 | 50         | -                       | 7 551       |



Tabel 3 : Ekspor Indonesia menurut Komoditi ( Kode HS 8 digit )

|          |   | Oktober 2020      |           |                         |            |
|----------|---|-------------------|-----------|-------------------------|------------|
| Kode H S | Uraian golongan barang  | Berat bersih (Kg) |           | Nilai F.O.B. ( U S \$ ) |            |
|          |   | Bulan ini         | Kumulatif | Bulan ini               | Kumulatif  |
| (1)      | (2)   | (3)               | (4)       | (5)                     | (6)        |
| 85076090 | Lithium-ion accumulators of a kind used not for aircraft,laptops including notebooks and subnotebooks                 | 38 116            | 245 803   | 27 866                  | 673 608    |
| 85078010 | Accumulators oth than lead-acid,nickel-cadmium,nickel-iron,nickel-metal hydride,lithium-ion for aircraft              | -                 | 40        | -                       | 1 636      |
| 85078020 | Accumulators oth than lead-acid,nickel-cadmium,nickel-iron,nickel-metal hydride,lithium-ion for laptops/notebooks     | 850               | 870       | 81 979                  | 82 331     |
| 85078090 | Accumulators other than nickel-cadmium/iron/metal hydride,lead-acid,lithium-ion not for aircraft & laptops/notebooks  | 446 599           | 3 062 868 | 2 952 231               | 23 008 058 |
| 85079011 | Plates of lead-acid accumulators for not aircraft   | 154               | 43 713    | 6 377                   | 168 732    |
| 85079019 | Accumulator plates of nickel-cadmium/iron/metal hydride,lithium-ion,etc for not aircraft                              | -                 | 18 627    | -                       | 69 934     |
| 85079092 | Battery separators, ready for use, of materials other than poly(vinyl chloride)                                       | 439 392           | 2 833 015 | 1 445 461               | 8 894 966  |
| 85079099 | Accumulator parts of nickel-cadmium/iron/metal hydride,lithium-ion,etc for not aircraft, unplates                     | 27 708            | 1 050 221 | 105 470                 | 4 190 015  |
| 85081100 | Vacuum cleaner self-contained electric motor, power<=1.5KW and dust bag or receptacle capacity<=20L                   | 140 317           | 770 159   | 815 626                 | 4 782 345  |
| 85081910 | Vacuum cleaner self-contained electric motor, power>1.5KW & dust bag/receptacle capacity>20L for domestic use         | 5                 | 466       | 10                      | 2 145      |
| 85081990 | Vacuum cleaner self-contained electric motor, power>1.5KW & dust bag/receptacle capacity>20L for not domestic use     | 60                | 935       | 88                      | 10 657     |
| 85086000 | Vacuum cleaner with out self-contained electric motor   | 9 782             | 52 747    | 75 571                  | 354 034    |
| 85087010 | Parts of vacuum cleaner with self-contained electric motor for domestic use   | 78 713            | 89 877    | 523 821                 | 1 161 765  |
| 85087090 | Parts of vacuum cleaner with out self-contained electric motor for not domestic use                                   | 3 306             | 12 538    | 35 465                  | 133 838    |
| 85094000 | Food grinders and mixers;fruit/vegetable juice extractors with self-contained electric motor                          | 44 135            | 939 891   | 270 396                 | 4 897 126  |
| 85098010 | Floor polishers with self-contained electric motor  | -                 | 12        | -                       | 152        |
| 85098020 | Kitchen waste disposers with self-contained electric motor  | -                 | 1 642     | -                       | 7 200      |
| 85098090 | Elect.mech.domestic oth than vacuum cleaner,floor polisher,grinder,mixer,juice extractor,kitchen waste disposers      | 67 445            | 749 568   | 5 011 128               | 61 327 636 |
| 85099010 | Parts of floor polishers with self-contained electric motor   | 1 392             | 74 546    | 15 292                  | 337 298    |
| 85099090 | Parts of vacuum cleaner,grinder,mixer,juice extractor,kitchen waste disposers   | 42 376            | 253 065   | 1 215 953               | 6 802 011  |
| 85101000 | Shavers with self-contained electric motor.   | 203 527           | 1 757 319 | 8 271 358               | 72 057 843 |
| 85102000 | Hair clippers with self-contained electric motor.   | 323 071           | 2 866 142 | 10 086 110              | 88 354 645 |
| 85109000 | Parts of Shavers,hair clippers & hair-removing appliances,with self-contained electric motor.                         | 59 611            | 701 606   | 2 103 789               | 26 123 326 |
| 85111010 | Sparking plugs of a kind suitable for aircraft engines  | -                 | 1         | -                       | 0          |
| 85111020 | Sparking plugs of a kind suitable for motor vehicle engines   | 11 924            | 115 122   | 248 455                 | 2 239 654  |
| 85111090 | Sparking plugs of a kind suitable for not motor vehicle and aircraft engines  | 85 103            | 1 204 593 | 1 413 659               | 19 624 107 |
| 85112010 | Ignition magnetos, magneto-dynamos, magnetic flywheels of a kind suitable for aircraft engines                        | 1 069             | 31 553    | 20 191                  | 483 477    |
| 85112021 | Ignition magnetos, magneto-dynamos, magnetic flywheels of a kind suitable for motor vehicle engines unassembled       | 12 333            | 31 709    | 171 374                 | 437 640    |
| 85112029 | Ignition magnetos, magneto-dynamos, magnetic flywheels of a kind suitable for motor vehicle engines assembled         | 32 240            | 183 593   | 385 770                 | 2 419 545  |
| 85112091 | Ignition magnetos, magneto-dynamos, magnetic flywheels of suitable for not motor vehicle&aircraft engines unassembled | -                 | 51        | -                       | 54         |
| 85112099 | Ignition magnetos, magneto-dynamos, magnetic flywheels of suitable for not motor vehicle&aircraft engines assembled   | -                 | 121       | -                       | 568        |
| 85113030 | Distributors, ignition coils of a kind suitable for aircraft engines  | 77                | 77        | 987                     | 987        |
| 85113041 | Distributors, ignition coils of a kind suitable for motor vehicle engines unassembled                                 | 502               | 3 387     | 27 447                  | 143 384    |
| 85113049 | Distributors, ignition coils of a kind suitable for motor vehicle engines assembled                                   | 4 951             | 86 324    | 157 384                 | 1 300 881  |
| 85113091 | Distributors, ignition coils of a kind suitable for not motor vehicle and aircraft engines unassembled                | 4                 | 383       | 215                     | 13 302     |

Tabel 3 : Ekspor Indonesia menurut Komoditi ( Kode HS 8 digit )

|          |   | Oktober 2020      |           |                         |            |
|----------|---|-------------------|-----------|-------------------------|------------|
| Kode H S | Uraian golongan barang  | Berat bersih (Kg) |           | Nilai F.O.B. ( U S \$ ) |            |
|          |   | Bulan ini         | Kumulatif | Bulan ini               | Kumulatif  |
| (1)      | (2)   | (3)               | (4)       | (5)                     | (6)        |
| 85113099 | Distributors, ignition coils of a kind suitable for notmotor vehicle and aircraft engines assembled   | 6 546             | 34 595    | 83 698                  | 777 127    |
| 85114010 | Starter motors and dual purpose starter-generators of a kind suitable for aircraft engines  | -                 | 58        | -                       | 190        |
| 85114021 | Unassembled starter motors for engines of bus, go-kart, ATV, ambulance, sedan, motor-homes, van, dumper, truck, lorrie, &similar                | 61                | 144       | 91                      | 373        |
| 85114029 | Unassembled starter motors for other than bus, go-kart, ATV, ambulance, sedan, motor-homes, van, dumper, truck, lorrie, &similar                | 6 017             | 41 254    | 89 903                  | 501 040    |
| 85114032 | Assembled starters motor for engine of vehicles of car transport person/goods   | 91 220            | 626 892   | 1 234 118               | 7 872 535  |
| 85114033 | Assembled starters motor for engine of vehicles of special cars   | -                 | 16        | -                       | 225        |
| 85114091 | Other starter motor for engine of transport cars person/goods, special purpose vehicle  | -                 | 20        | -                       | 33         |
| 85114099 | Other starter motor assembled   | 55 769            | 394 694   | 570 770                 | 4 297 762  |
| 85115010 | Other generator of a kind used for aircraft engines unassembled   | -                 | 195       | -                       | 5 409      |
| 85115021 | Other generators unassembled for vehicle engine of car, transport & special car   | -                 | 70        | -                       | 964        |
| 85115029 | Other unassembled alternators   | 28                | 2 863     | 305                     | 10 251     |
| 85115032 | Assembled alternators for engine vehicle transportation for person/goods  | 59 090            | 432 227   | 592 625                 | 4 640 140  |
| 85115033 | Assembled alternators for engine vehicle of special purpose motor vehicle   | -                 | 7         | -                       | 362        |
| 85115091 | Other generators for engine vehicle of transport person/goods, special purpose  | 158               | 2 524     | 1 953                   | 31 242     |
| 85115099 | Other generators  | 1 836             | 118 648   | 33 525                  | 938 145    |
| 85118020 | Other equipment of electrical ignition a kind used for motor vehicle engine   | 726               | 15 896    | 24 041                  | 715 295    |
| 85118090 | Other equipment of electrical ignition  | 5 071             | 37 217    | 128 276                 | 811 224    |
| 85119010 | Parts of goods of electrical ignition for use aircraft engines  | -                 | 0         | -                       | 10         |
| 85119020 | Parts of goods of electrical ignition for use vehicle engine  | 133 461           | 1 654 866 | 1 150 949               | 15 454 317 |
| 85119090 | Parts of goods of electrical ignition for use not for aircraft or vehicle engine  | 37 573            | 401 265   | 521 590                 | 3 472 796  |
| 85121000 | Lighting or visual signalling equipment of a kind used on bicycles  | -                 | 157       | -                       | 12 403     |
| 85122020 | Unassembled lighting/visual signalling equipment  | 48 681            | 268 060   | 651 608                 | 3 618 907  |
| 85122091 | Other lighting/visual signalling equip.for motorcycles  | 106 413           | 828 708   | 3 131 810               | 25 150 108 |
| 85122099 | Other lighting/visual signalling equip.   | 72 289            | 586 086   | 1 018 349               | 10 070 729 |
| 85123010 | Horns and sirens, assembled   | 273 873           | 1 879 617 | 2 951 644               | 19 955 457 |
| 85123020 | Unassembled sound signalling equipment  | -                 | 4 091     | -                       | 55 493     |
| 85123091 | Other sound signal equip.obstacle detect device for vehicles  | 454               | 7 368     | 44 055                  | 767 014    |
| 85123099 | Other sound signalling equipment  | 14 533            | 124 142   | 363 442                 | 3 594 487  |
| 85124000 | Windscreen wiper, defroster & demisters   | 73 919            | 434 629   | 888 760                 | 5 131 290  |
| 85129010 | Parts of goods of lighting or vis. light  | 1 676             | 21 369    | 6 606                   | 99 738     |
| 85129020 | Parts of goods of lighting, sound signal or windscreen wipers, defroster&demisters  | 803 941           | 5 523 459 | 9 877 248               | 66 975 321 |
| 85131090 | Other portable electric lamps   | 38 640            | 430 187   | 616 688                 | 6 184 037  |
| 85139010 | Part of portable electric lamp of miner's helmet or quarrymen's lamp  | -                 | 120       | -                       | 8 836      |
| 85139030 | Parts of flashlights reflectors; switch sliders of plastics   | -                 | 3 064     | -                       | 3 206      |
| 85139090 | Other part of portable electric lamp designed   | 4 267             | 44 394    | 4 823                   | 51 837     |
| 85141000 | Resistance heated furnaces and ovens  | 655               | 11 367    | 15 718                  | 100 563    |
| 85142090 | Other furnaces/oven function by induction or dielectric loss  | -                 | 396       | -                       | 8 217      |
| 85143090 | Other furnaces and ovens  | -                 | 4 185     | -                       | 50 604     |
| 85144000 | Heating equipment; for the heat treatment of materials by induction or dielectric loss, industrial or laboratory, other than furnaces and ovens | -                 | 34 598    | -                       | 102 180    |
| 85149020 | Part of industrial/laboratory electric furnaces/oven for manufacture of PCB/PWB   | 4                 | 81        | 4 142                   | 7 897      |
| 85149090 | Other industrial/lab.elec. furnaces and ovens incl.by induction or dielectric loss  | 31                | 10 754    | 7 607                   | 111 870    |

Tabel 3 : Ekspor Indonesia menurut Komoditi ( Kode HS 8 digit )

|          |  | Oktober 2020      |            |                         |             |
|----------|--|-------------------|------------|-------------------------|-------------|
| Kode H S | Uraian golongan barang   | Berat bersih (Kg) |            | Nilai F.O.B. ( U S \$ ) |             |
|          |  | Bulan ini         | Kumulatif  | Bulan ini               | Kumulatif   |
| (1)      | (2)  | (3)               | (4)        | (5)                     | (6)         |
| 85151100 | Soldering irons and guns   | 2                 | 270        | 4                       | 2 461       |
| 85151910 | Mach and app for soldering component onPCB/printed wiring boards   | -                 | 16 000     | -                       | 192 978     |
| 85151990 | Other brazing/soldering machines andapparatus  | 509               | 5 958      | 2 511                   | 74 367      |
| 85152100 | Mach and app for resistance welding ofmetal, fully or partly automatic   | -                 | 1 540      | -                       | 13 055      |
| 85152900 | Mach and app for resistance welding ofmetal, non-automatic   | 36                | 1 386      | 504                     | 54 125      |
| 85153100 | Mach and app for arc welding of metal,fully or partly automatic  | 1 286             | 73 688     | 241 853                 | 1 279 830   |
| 85153910 | AC arc welders, transformer type,non- automatic  | 1 972             | 25 798     | 20 279                  | 527 944     |
| 85153990 | Oth machine and apparatus for arcwelding of metals, not automatic  | 3 300             | 28 604     | 38 261                  | 846 835     |
| 85158010 | Electric mach & app for hot spraying of metals/sintered metal carbides   | -                 | 352        | -                       | 115 625     |
| 85158090 | Oth electric mach & app for hot spraying of metals/sintered metal carbides   | 366               | 40 097     | 52                      | 261 992     |
| 85159010 | Parts of AC arc welder, transformer type   | 131               | 6 250      | 7 308                   | 274 171     |
| 85159020 | Part of mach&app for soldering componenton PCB/printed wiring boards   | 26                | 5 857      | 518                     | 528 653     |
| 85159090 | Oth electric machines & apparatus  | 1 960             | 56 912     | 14 821                  | 810 708     |
| 85161011 | Water dispenser fitted only with water heater, for domestic use  | 3 894             | 35 514     | 3 466                   | 78 479      |
| 85161019 | Water dispenser fitted only with water heater, oth than for domestic use   | 13 060            | 80 735     | 85 772                  | 968 635     |
| 85161030 | Electric immersion water heaters   | 1 526             | 2 039      | 23 199                  | 25 333      |
| 85162100 | Storage heating radiators  | 40                | 935        | 125                     | 900         |
| 85162900 | Heating apparatus; electric soil heating apparatus and space heating apparatus (excluding storage heating radiators) | -                 | 42 551     | -                       | 407 987     |
| 85163100 | Hair dryers  | 42                | 139        | 692                     | 4 082       |
| 85163200 | Hair-dressing apparatus; electro-thermic, other than hair dryers   | 50                | 1 002      | 199                     | 10 115      |
| 85164010 | Elect. smoothing irons of kind designedto use steam from the indust boilers  | 202               | 289        | 756                     | 1 086       |
| 85164090 | Other electric smoothing irons   | 939 588           | 7 293 398  | 11 118 655              | 86 692 163  |
| 85165000 | Microwave ovens  | 378               | 3 948      | 1 476                   | 19 415      |
| 85166010 | Rice cooker  | 66 042            | 476 623    | 286 553                 | 2 112 661   |
| 85166090 | Other ovens;cookers, cooking plates, boiling rings,  | 269 870           | 17 164 788 | 1 654 722               | 11 169 833  |
| 85167100 | Coffee or tea makers   | 1 349 138         | 12 096 527 | 14 926 868              | 137 575 303 |
| 85167200 | Toasters   | 552               | 949        | 3 712                   | 5 615       |
| 85167910 | Kettles , electro-thermic appliances   | 166               | 11 619     | 1 222                   | 189 477     |
| 85167990 | Other electro-thermic appliances   | 40 121            | 130 811    | 1 067 538               | 3 578 171   |
| 85168010 | Electric heating resistor for type-founding or type-setting  | -                 | 8          | -                       | 347         |
| 85168030 | Electric heating resistors for domestic appliances   | 90                | 3 817      | 233                     | 3 261       |
| 85168090 | Other electric heating resistors   | 1 384             | 24 401     | 22 273                  | 993 638     |
| 85169021 | Sealed hotplates for domestic appliances   | 3                 | 3          | 530                     | 530         |
| 85169029 | Sealed hotplates for other than domestic appliances  | -                 | 56 691     | -                       | 1 954 626   |
| 85169030 | Part of goods of electric instantaneous or storage water heaters   | -                 | 256        | -                       | 8 946       |
| 85169040 | Part of electric heating resistors for type-founding   | 32                | 487        | 6 485                   | 14 466      |
| 85169090 | Other part of goods of electric instantaneous  | 140 379           | 770 682    | 2 254 774               | 11 575 573  |
| 85171100 | Line telephone sets with cordless handsets   | 215 607           | 1 091 912  | 5 274 225               | 25 213 117  |
| 85171200 | Telephones for cellular networks or for other wireless   | 59 972            | 889 882    | 32 495 457              | 371 241 301 |
| 85171800 | Telephone sets n.e.c. in item no. 8517.1   | 12 257            | 89 474     | 890 961                 | 27 596 542  |
| 85176100 | Base stations, apparatus for communication in a wired or   | -                 | 15 550     | -                       | 691 092     |
| 85176210 | Radio transmitters and radio receivers of a kind used for  | 119               | 1 535      | 7 738                   | 476 135     |
| 85176221 | Control and adaptor units, including gateways and routers  | 476 903           | 1 987 063  | 27 784 522              | 162 636 273 |
| 85176229 | Other units of automatic data processing machines other  | 6 542             | 109 648    | 1 773 443               | 29 460 636  |
| 85176230 | Aparatus pemindah saluran teleponi atau telegrafi  | 3                 | 74         | 263                     | 13 918      |
| 85176241 | Modems including cable modems and modem cards  | 247 762           | 1 765 858  | 19 756 219              | 132 504 502 |
| 85176242 | Concentrators or multiplexers apparatus for carrier-current  | -                 | 13         | -                       | 14 500      |
| 85176249 | Other apparatus for carrier-current line systems or  | 11 790            | 75 665     | 3 465 171               | 18 216 571  |
| 85176251 | Wireless LANs  | 1 808             | 18 177     | 317 776                 | 1 675 798   |
| 85176252 | Transmission and reception apparatus of a kind used for  | -                 | 14         | -                       | 84          |

Tabel 3 : Ekspor Indonesia menurut Komoditi ( Kode HS 8 digit )

|          |   | Oktober 2020      |           |                         |             |
|----------|---|-------------------|-----------|-------------------------|-------------|
| Kode H S | Uraian golongan barang  | Berat bersih (Kg) |           | Nilai F.O.B. ( U S \$ ) |             |
|          |   | Bulan ini         | Kumulatif | Bulan ini               | Kumulatif   |
| (1)      | (2)   | (3)               | (4)       | (5)                     | (6)         |
| 85176253 | Other transmission apparatus for radio-telephony or   | 57                | 113       | 12 318                  | 34 624      |
| 85176259 | Other transmission apparatus incorporating reception  | 18 999            | 46 012    | 2 051 873               | 8 691 902   |
| 85176261 | Other transmission apparatus for radio-telephony or   | 687               | 1 892     | 9 189                   | 50 889      |
| 85176269 | Other transmission apparatus for other than radio-telephony   | 778               | 5 994     | 146 941                 | 410 001     |
| 85176291 | Portable receivers for calling, alerting or paging  | 7 947             | 8 021     | 445 764                 | 455 732     |
| 85176292 | Portable receivers for calling, including pagers  | 78                | 204       | 36 517                  | 97 686      |
| 85176299 | Other portable receivers for calling, alerting or paging  | 119 281           | 2 634 031 | 15 719 112              | 324 185 025 |
| 85176900 | Communication apparatus excl telp sets/base stations; machines for transmission/reception of voice, images/oth data incl wired/wireless networks, n.e.c. in item no. 8517.6 | 111 156           | 2 216 596 | 6 740 780               | 112 947 721 |
| 85177010 | Part of control and adaptor units including gateways,   | 51 178            | 422 848   | 6 891 820               | 42 126 431  |
| 85177021 | Part of transmission apparatus, portable receivers for  | 8 297             | 71 264    | 1 958 156               | 9 892 509   |
| 85177029 | Oth part of transmission apparatus, portable receivers for  | 3 484             | 32 415    | 400 613                 | 4 445 884   |
| 85177031 | Part of other printed circuit boards, assembled   | 1 735             | 15 450    | 560 122                 | 8 195 966   |
| 85177032 | Part of other printed circuit boards, assembled   | -                 | 6         | -                       | 76          |
| 85177039 | Part of other printed circuit boards, assembled   | 2 065             | 33 305    | 825 099                 | 1 300 857   |
| 85177040 | Part of Aerials or antennae of a kind used with apparatus   | 3 693             | 6 154     | 153 968                 | 381 131     |
| 85177091 | Part of other apparatus for transmission/reception of voice   | -                 | 1 254     | -                       | 615 312     |
| 85177092 | Part of other apparatus for transmission/reception of voice   | -                 | 89        | -                       | 13 239      |
| 85177099 | Other part of other apparatus for transmission/reception of   | 7 558             | 88 741    | 1 555 213               | 15 543 151  |
| 85181011 | Microphones frequency range of 300 Hz-3,400 Hz,diameter   | 40                | 247       | 1 126                   | 11 108      |
| 85181019 | Other microphones, whether or not with their stands   | 2 489             | 21 636    | 63 057                  | 501 435     |
| 85181090 | other microphones and stands therefor   | 24                | 13 047    | 2 503                   | 335 376     |
| 85182110 | Box speaker type, single loudspeakers, mounted in   | 380 520           | 2 819 670 | 3 021 174               | 23 990 902  |
| 85182190 | Other single loudspeakers, mounted in their enclosures  | 80 498            | 969 179   | 526 310                 | 12 049 889  |
| 85182210 | Box speaker type, multiple loudspeakers, mounted in   | 552 819           | 4 159 932 | 4 904 109               | 36 723 614  |
| 85182290 | Other multiple loudspeakers, mounted in the same enclosure  | 8 692             | 109 461   | 96 337                  | 817 503     |
| 85182920 | Loudspeakers, without enclosure, frequency range of   | 27 838            | 198 257   | 368 069                 | 2 547 509   |
| 85182990 | Loudspeakers, whether or not mounted in their   | 758 374           | 7 005 427 | 4 384 476               | 38 886 674  |
| 85183010 | Headphone   | 197               | 30 676    | 7 590                   | 1 260 471   |
| 85183020 | Earphone  | 3 180             | 57 160    | 122 811                 | 2 348 969   |
| 85183040 | Line telephone handsets   | 105               | 203       | 1 219                   | 15 935      |
| 85183051 | Other combined microphone/speaker sets :  | 2                 | 29        | 59                      | 847         |
| 85183059 | Other combined microphone/speaker sets  | 36                | 234       | 87 818                  | 90 707      |
| 85183090 | Other headphones & earphones, combine or not w/ microphone  | 60 062            | 379 391   | 2 439 070               | 16 768 726  |
| 85184040 | Audio-frequency electric amplifiers,other in line telephone   | -                 | 36        | -                       | 609         |
| 85184090 | Other audio-frequency electric amplifiers used as repeater  | 184 603           | 1 739 087 | 1 539 126               | 14 251 055  |
| 85185010 | Electric sound amplifier sets   | 29 812            | 284 573   | 484 390                 | 4 286 745   |
| 85185020 | Other electric sound amplifier sets with loudspeakers,  | 0                 | 61        | 34                      | 1 258       |
| 85185090 | Other electric sound amplifier sets with other power rating   | 35 044            | 262 208   | 1 605 964               | 11 119 966  |
| 85189010 | Part of goods of subheading 8518.10.11, 8518.29.20,   | 28                | 103       | 39 639                  | 75 343      |
| 85189020 | Part of goods of subheading 8518.40.40  | 191               | 2 781     | 91 446                  | 1 378 338   |
| 85189030 | Part of goods of subheading 8518.21 or 8518.22  | 8 597             | 67 139    | 85 918                  | 776 036     |
| 85189040 | Part of goods of subheading 8518.29.90  | 1                 | 65        | 1                       | 1 248       |
| 85189090 | Part of goods of other subheading 8518  | 81 874            | 970 419   | 2 662 727               | 24 691 241  |
| 85192010 | Coins, tokens or disc operated record players   | 33                | 108       | 737                     | 17 080      |
| 85192090 | Other apparatus operated by coins, banknotes, bank cards,   | 5                 | 81        | 340                     | 3 715       |
| 85193000 | Turntables (record-decks)   | -                 | 498       | -                       | 6 132       |
| 85195000 | Telephone answering machines  | -                 | 201       | -                       | 500         |
| 85198110 | Pocket-size cassette recorders, the dimensions of which   | 0                 | 20        | 1                       | 21          |
| 85198120 | Cassette recorders, with built-in amplifiers & built-in   | 9                 | 353       | 500                     | 6 778       |
| 85198130 | Compact disc players  | 447               | 6 262     | 4 621                   | 147 951     |
| 85198149 | Other transcribing machine  | 56                | 785       | 2 755                   | 54 767      |
| 85198179 | Other sound reproducing apparatus, cassette type for other than cinematography or broadcasting  | 20                | 234       | 3                       | 3 644       |
| 85198199 | Other apparatus using magnetic, optical or semiconductor for other than cinematography or broadcasting  | -                 | 72        | -                       | 3 869       |
| 85198920 | Other record-players with or without loudspeakers   | -                 | 13        | -                       | 859         |
| 85198990 | Other app using magnetic, optical or semiconductor media for other than cinematography or broadcasting  | 1                 | 1 089     | 4                       | 14 698      |

Tabel 3 : Ekspor Indonesia menurut Komoditi ( Kode HS 8 digit )

|          |   | Oktober 2020      |           |                         |            |
|----------|---|-------------------|-----------|-------------------------|------------|
| Kode H S | Uraian golongan barang  | Berat bersih (Kg) |           | Nilai F.O.B. ( U S \$ ) |            |
|          |   | Bulan ini         | Kumulatif | Bulan ini               | Kumulatif  |
| (1)      | (2)   | (3)               | (4)       | (5)                     | (6)        |
| 85211010 | Magnetic tape-type video recording or reproducing apparatusfor cinematography or television broadcasting            | -                 | 12        | -                       | 180        |
| 85211090 | Magnetic tape-type video recording or reproducing apparatusfor other than cinematography or television broadcasting | 7                 | 106       | 535                     | 5 406      |
| 85219011 | Laser disc players of a kind used in cinematography ortelevision broadcasting                                       | -                 | 9         | -                       | 18         |
| 85219019 | Laser disc players of other than cinematography ortelevision broadcasting   | 37 410            | 296 099   | 1 385 548               | 9 641 629  |
| 85219091 | Video recording / reproduce app oth than magnetic tape-typefor cinematography or television broadcasting            | 3                 | 3         | 1 050                   | 1 050      |
| 85219099 | Video recording / reproduce app oth than magnetic tape-typefor other than cinematography or television broadcasting | 3 779             | 27 971    | 37 604                  | 384 520    |
| 85221000 | Pick-up cartridges  | 20 970            | 168 225   | 749 214                 | 7 699 829  |
| 85229030 | PCB assemblies for cinematographic soundrecorders or reproducers  | -                 | 17 311    | -                       | 136 055    |
| 85229040 | Audio/video tapedecks and compact discmechanisms  | 16 992            | 238 661   | 1 693 208               | 14 903 416 |
| 85229050 | Audio/video reproduction heads, magnetic type; magnetic erasing heads and rods                                      | 88                | 1 418     | 4 241                   | 89 715     |
| 85229091 | Oth parts&accessories of cinematographic sound recorders/reproducers  | 36 317            | 223 522   | 13 827 071              | 75 312 549 |
| 85229092 | Oth parts of telephone answering machine  | 300               | 1 098     | 3 464                   | 14 628     |
| 85229093 | Oth parts&accessories for sound/audiorecording/reproducing (magnetic/optical)                                       | 8                 | 730       | 285                     | 3 316      |
| 85229099 | Oth parts&accessories for other sound or audio recording/reproducing  | 19 050            | 62 369    | 1 480 788               | 5 863 565  |
| 85232110 | Magnetic media card,incorporating amagnetic stripe; unrecorded  | 72                | 500       | 693                     | 7 783      |
| 85232190 | Magnetic media card,incorporating amagnetic stripe; recorded  | 83                | 4 104     | 2 021                   | 396 326    |
| 85232911 | Magnetic computer tapes,width <= 4mm;unrecorded   | 1                 | 31        | 25                      | 426        |
| 85232919 | Other magnetic tapes,width <= 4mm;unrecorded  | 27 848            | 226 194   | 212 336                 | 1 630 500  |
| 85232921 | Magnetic video tapes, width <= 4mm;recorded   | -                 | 22        | -                       | 42         |
| 85232929 | Magnetic tapes (oth than video tapes)width <= 4mm; recorded   | 53                | 452       | 2 563                   | 56 258     |
| 85232931 | Magnetic computer tapes,4mm<width<=6,5mm;unrecorded   | -                 | 1 010     | -                       | 3 231      |
| 85232939 | Other magnetic tapes,4mm<width<=6,5mm;unrecorded  | -                 | 3         | -                       | 11         |
| 85232943 | Oth magnetic video tapes, 4mm<width<=6,5mm;recorded   | 1                 | 10        | 15                      | 81         |
| 85232959 | Oth magnetic tapes, width > 6,5mmunrecorded   | -                 | 119       | -                       | 31 592     |
| 85232961 | Magnetic tapes width >6,5mm;recordedfor storage media   | 3                 | 3         | 1 205                   | 1 205      |
| 85232969 | Oth magnetic tapes, width > 6,5mm;recorded, for other purposes  | -                 | 7         | -                       | 247        |
| 85232971 | Computer hard disc and diskette;unrecorded  | 100               | 637       | 9 546                   | 134 586    |
| 85232979 | Other magnetic discs; unrecorded  | 28                | 176       | 48                      | 2 130      |
| 85232981 | Magnetic disc for reproducing phenomenonot sound/image for computer;recorded  | 1 155             | 2 452     | 3 111                   | 12 483     |
| 85232983 | Oth magnetic disc reproducing represent.by means of an auto. data process. mach                                     | 0                 | 113       | 10                      | 1 109      |
| 85232989 | Other magnetic disc for other purposes  | -                 | 4         | -                       | 70         |
| 85232991 | Magnetic media oth than disc forcomputer use;unrecorded   | -                 | 31        | -                       | 4 653      |
| 85232992 | Magnetic media oth than disc foroth than computer use;unrecorded  | -                 | 3         | -                       | 104        |
| 85232994 | Magnetic media oth than disc foroth than computer use;recorded  | -                 | 8         | -                       | 146        |
| 85232999 | Other magnetic media (not disc)   | -                 | 61        | -                       | 15 307     |
| 85234110 | Optical media, unrecorded, forcomputer use  | -                 | 7 653     | -                       | 31 545     |
| 85234190 | Optical media, unrecorded, forother use   | 261               | 2 234     | 8 616                   | 161 856    |
| 85234911 | Disc for laser reading systems forreproducing phenomena not sound/image   | 6                 | 51        | 38                      | 561        |
| 85234912 | Educational, technical, scientific,historical/cultural disc;sound only  | -                 | 5         | -                       | 353 849    |
| 85234913 | Other kind of disc; sound only  | 1                 | 6         | 5                       | 431        |
| 85234914 | Disc for laser reading system for repro.represent. of instruct,data,sound,etc                                       | 38                | 245       | 1 218                   | 7 029      |

Tabel 3 : Ekspor Indonesia menurut Komoditi ( Kode HS 8 digit )

|          |   | Oktober 2020      |           |                         |            |
|----------|---|-------------------|-----------|-------------------------|------------|
| Kode H S | Uraian golongan barang  | Berat bersih (Kg) |           | Nilai F.O.B. ( U S \$ ) |            |
|          |   | Bulan ini         | Kumulatif | Bulan ini               | Kumulatif  |
| (1)      | (2)   | (3)               | (4)       | (5)                     | (6)        |
| 85234915 | Laser discs cont. cinematographic movies oth thannewsreels, travelogues,technical, scientific&oth doc. movies   | -                 | 5         | -                       | 606 470    |
| 85234919 | Cinematographic film oth than newsreel,travelogues,and oth doc. films;optical                                   | 0                 | 672       | 1                       | 11 149     |
| 85234993 | Oth disc for laser reading systems forreproducing others  | 9                 | 25        | 32                      | 162        |
| 85234999 | Oth disc for laser reading systems  | 4                 | 1 097     | 403                     | 118 305    |
| 85235111 | Solid-state non-volatile storage devicessuitable for computer use;unrecorded                                    | 19                | 425       | 8 837                   | 187 291    |
| 85235119 | Solid-state non-volatile storage devicesfor other use;unrecorded  | 6                 | 270       | 369                     | 73 977     |
| 85235121 | Solid-state non-volatile storage devicessuitable for computer use;recorded                                      | -                 | 4         | -                       | 6 485      |
| 85235129 | Solid-state non-volatile storage devicesfor other use;recorded  | -                 | 14        | -                       | 29 689     |
| 85235130 | Solid-state non-volatile storage devicesfor repro. data,sound/image,etc   | -                 | 167       | -                       | 515 267    |
| 85235192 | Semi conductors suitable for cinematography such asnewsreels, travelogues,technical, scientific&oth doc. movies | 0                 | 2         | 10                      | 12         |
| 85235199 | Semi conductors of a kind suitable for other purpose  | 17                | 425       | 1 991                   | 90 252     |
| 85235200 | Smart cards   | 8 738             | 109 803   | 501 343                 | 4 717 772  |
| 85235910 | Proximity cards and tags;semiconductor  | 151               | 18 429    | 9 658                   | 217 958    |
| 85235921 | Oth semiconductor media,unrecorded,suitable for computer use  | -                 | 5         | -                       | 123        |
| 85235929 | Oth semiconductor media,unrecorded,for other use  | -                 | 3         | -                       | 453        |
| 85235930 | Oth semiconductor media,recordedreproducing phenomena not sound/image   | 3                 | 10        | 45                      | 1 212      |
| 85235940 | Oth semiconductor media,recordedreproducing others  | -                 | 1         | -                       | 4 600      |
| 85235990 | Other semiconductor media   | 1                 | 190       | 1                       | 4 062      |
| 85238040 | Gramophone records;storage device   | 22                | 79        | 364                     | 3 218      |
| 85238051 | Oth solid-state non-volatile storage dev.;unrecorded,for computer use   | -                 | 526       | -                       | 58 343     |
| 85238059 | Oth solid-state non-volatile storage dev.;unrecorded,for other use  | 1                 | 67        | 50                      | 33 406     |
| 85238091 | Oth solid-state non-volatile storage dev.;recorded, reprod. not sound/image                                     | 123               | 123       | 157                     | 157        |
| 85238092 | Oth solid-state non-volatile storage dev.;recorded, reproducing others  | -                 | 106       | -                       | 2 370      |
| 85238099 | Other solid-state non-volatile storage device   | 95                | 494       | 31 079                  | 153 532    |
| 85255000 | Transmission apparatus  | 42                | 1 013     | 2 486                   | 39 718     |
| 85256000 | Transmission apparatus incorporating reception apparatus  | 47                | 1 021     | 25 464                  | 96 052     |
| 85258010 | Web cameras   | 61                | 698       | 11 196                  | 66 718     |
| 85258031 | Video camera recorders,used inbroadcasting  | 302               | 6 946     | 288 240                 | 2 303 977  |
| 85258039 | Video camera recorders,used inother purposes  | 19 826            | 166 177   | 898 246                 | 8 379 716  |
| 85258040 | Television cameras  | 350               | 5 433     | 61 081                  | 457 249    |
| 85258051 | Digital single lens reflex (DSLR)   | 32                | 1 284     | 7 346                   | 532 994    |
| 85258059 | Digital camera other than DSLR  | 29 774            | 288 060   | 7 355 910               | 70 116 797 |
| 85261010 | Radar app.,ground based,use in civilaircraft,used solely on sea-going vessel                                    | 3                 | 59        | 41                      | 2 194      |
| 85261090 | Other radar apparatus   | -                 | 426       | -                       | 133 751    |
| 85269110 | Radio navigational aid app.,use in civilaircraft,used solely on sea-going vessel                                | 5                 | 73        | 2 669                   | 24 102     |
| 85269190 | Other radio navigational aid apparatus  | 31 663            | 531 486   | 2 965 281               | 49 095 114 |
| 85269200 | Radio remote control apparatus  | 603               | 3 539     | 14 364                  | 111 401    |
| 85271200 | Pocket-size radio cassette-players  | 82 831            | 349 653   | 1 609 276               | 7 273 655  |
| 85271310 | Apparatus radio-broadcasting combined with sound recording/reproducing, portable                                | 32 911            | 199 998   | 540 912                 | 3 034 957  |
| 85271390 | Apparatus radio-broadcasting combined with sound recording/reproducing, not portable                            | 1                 | 75        | 152                     | 6 684      |
| 85271920 | Apparatus radio-broadcasting combined without sound recording/reproducing, portable                             | 71 160            | 477 913   | 1 219 771               | 8 346 608  |
| 85271990 | Apparatus radio-broadcasting combined without sound recording/reproducing, not portable                         | 9                 | 1 064     | 1 730                   | 11 169     |

Tabel 3 : Ekspor Indonesia menurut Komoditi ( Kode HS 8 digit )

|          |  | Oktober 2020      |            |                         |             |
|----------|--|-------------------|------------|-------------------------|-------------|
| Kode H S | Uraian golongan barang   | Berat bersih (Kg) |            | Nilai F.O.B. ( U S \$ ) |             |
|          |  | Bulan ini         | Kumulatif  | Bulan ini               | Kumulatif   |
| (1)      | (2)  | (3)               | (4)        | (5)                     | (6)         |
| 85272100 | Radio-broadcast receiver,use ext sourcepower combined with sound record app  | 127 901           | 1 278 622  | 5 907 827               | 57 713 287  |
| 85272900 | Radio-broadcast receiver,use ext sourcepower not combined with sound record app  | 44 711            | 444 248    | 2 270 791               | 22 778 522  |
| 85279190 | Oth radio-broadcast receiver,ext sourcepower comb. w/ sound record;not portable  | 20                | 18 628     | 3 800                   | 125 520     |
| 85279920 | Oth radio-broadcast receiv not capable,w/o ext sourcepower,uncombined with sound record&clock,mains operated   | -                 | 0          | -                       | 20          |
| 85279990 | Oth radio-broadcast receiv not capable,w/o ext sourcepower,uncombined with sound record&clock,not mains operated   | 7                 | 20         | 101                     | 2 872       |
| 85284200 | Cathode-ray tube monitors,capable of directly connencting&dessign. use automatic data processing machine of head 84.71   | 1 130             | 3 181      | 20 777                  | 115 031     |
| 85284910 | Color cathode-ray tube monitors,capable of directlyuse automatic data processing machine of head 84.71   | 2 408             | 7 634      | 1 709                   | 177 715     |
| 85284920 | Monochrome cathode-ray tube monitors,capable of directlyuse automatic data processing machine of head 84.71  | 951               | 3 259      | 1 715                   | 50 192      |
| 85285200 | Monitors; other than cathode-ray tube; capable of directly connecting to and designed for use with an automatic data processing machine of heading 84.71             | 216 713           | 1 026 538  | 5 059 594               | 31 554 244  |
| 85285910 | Oth color monitors,capable of directly connencting&designeduse automatic data processing machine of head 84.71   | 59 968            | 437 490    | 5 168 066               | 37 255 688  |
| 85285920 | Oth monochrome monitors,capable of directly connec.&desig,use automatic data processing machine of head 84.71  | 131               | 810        | 6 364                   | 44 190      |
| 85286200 | Projector,capable of directly connencting&designeduse automatic data processing machine of head 84.71  | -                 | 556        | -                       | 84 750      |
| 85286910 | Other projector,having the capability of projecting ontoa screen diagonally measuring 300 inches or more   | -                 | 1 257      | -                       | 95 500      |
| 85286990 | Other projector,having the capability of projecting ontoa screen diagonally measuring less 300 inches  | 252               | 1 301      | 4 437                   | 18 386      |
| 85287111 | Reception aprpratus for television,set top box which havea communication function,mains operated   | 153 469           | 2 321 218  | 7 502 969               | 123 858 665 |
| 85287119 | Reception aprpratus for television,set top box which havea communication function,not mains operated   | 7 396             | 73 946     | 884 939                 | 8 762 627   |
| 85287191 | Reception aprpratus for television,oth set top box whichhave a communication function,mains operated   | 8 761             | 15 504     | 350 447                 | 815 890     |
| 85287199 | Reception aprpratus for television,oth set top box whichhave a communication function,not mains operated   | 34                | 203        | 16 770                  | 35 248      |
| 85287292 | LCD,LED and other flat panel display type  | 3 885 701         | 20 920 833 | 88 892 455              | 433 874 094 |
| 85287299 | Oth reception for TV,colour, not battery operated  | 4 834             | 25 010     | 429 964                 | 2 008 691   |
| 85287300 | Reception apparatus for tv, wth or not incorporating radio-broadcast receivers/sound/video recording/reproducing apparatus; incorporating a monochrome video display | 61                | 4 585      | 4 861                   | 117 587     |
| 85291021 | Parabolic aerial reflector dishes for TV reception   | 540               | 23 595     | 610                     | 46 200      |
| 85291029 | Oth parabolic aerial reflector dish for TV reception   | 4 951             | 23 537     | 22 815                  | 132 060     |
| 85291030 | Telescopic, rabbit & dipole antennae for TV,or radio receivers   | 1 546             | 11 061     | 45 879                  | 310 913     |
| 85291040 | Aerial filters and separators  | 570               | 2 213      | 2 455                   | 474 833     |
| 85291060 | Feed horns (wave guide)  | -                 | 10         | -                       | 212         |
| 85291092 | Oth aeriels&aerial reflectors,used with transmission app. for radio-broadcast/TV   | 13 751            | 167 021    | 97 142                  | 1 320 481   |
| 85291099 | Oth aeriels&aerials reflector,used with transmission app. for oth purposes   | 2 225             | 74 720     | 72 406                  | 1 074 633   |
| 85299020 | Part of decoder for use with transmission apparatus  | 194               | 6 208      | 93 794                  | 355 523     |
| 85299040 | Part of digital cameras/video camera recorders for use with transmission apparatus   | 933               | 13 026     | 79 134                  | 2 914 987   |
| 85299051 | Oth printed circuit board; assembled,for transmission apparatus  | 48                | 616        | 12 540                  | 173 146     |

Tabel 3 : Ekspor Indonesia menurut Komoditi ( Kode HS 8 digit )

|          |  | Oktober 2020      |           |                         |             |
|----------|--|-------------------|-----------|-------------------------|-------------|
| Kode H S | Uraian golongan barang   | Berat bersih (Kg) |           | Nilai F.O.B. ( U S \$ ) |             |
|          |  | Bulan ini         | Kumulatif | Bulan ini               | Kumulatif   |
| (1)      | (2)  | (3)               | (4)       | (5)                     | (6)         |
| 85299052 | Oth printed circuit board; assembled,for radio-broadcast receiver  | 23 717            | 184 876   | 745 751                 | 5 079 051   |
| 85299053 | Oth printed circuit board; assembled,for flat panel display monitor/projector  | 82 697            | 615 724   | 1 968 991               | 8 455 507   |
| 85299054 | Oth printed circuit board; assembled,for TV receivers  | 365               | 105 170   | 29 148                  | 1 090 437   |
| 85299055 | Oth printed circuit board; assembled,for other monitor/projector   | 396               | 3 182     | 5 606                   | 264 499     |
| 85299059 | Oth printed circuit board; assembled,for other monitor and projectors  | 9 286             | 77 678    | 171 719                 | 1 302 916   |
| 85299091 | Oth printed circuit board;not assembled,for television receivers   | 51 891            | 468 707   | 2 587 559               | 27 231 662  |
| 85299094 | Oth printed circuit board;not assembled,for flat panel display   | 618 282           | 2 835 107 | 7 722 409               | 40 892 695  |
| 85299099 | Oth printed circuit board;not assembled,for othermonitor and projectors  | 78 677            | 361 484   | 917 382                 | 4 812 661   |
| 85308000 | Electrical signaling, safety/traffic control for roads,inland waterways,parking facility,port install./airfields   | 5                 | 983       | 1 264                   | 26 250      |
| 85309000 | Part of equipment railways,tramways,road,waterway,parking facilities,etc   | 2                 | 2 806     | 1 024                   | 128 013     |
| 85311010 | Burglar alarms   | 69 595            | 332 105   | 6 216 043               | 30 063 885  |
| 85311020 | Fire alarms  | 1                 | 16        | 27                      | 1 042       |
| 85311030 | Smoke alarms;portable personal alarm(shrill alarm)   | 0                 | 724       | 124                     | 310 485     |
| 85311090 | Other alarms and similar apparatus   | 28 768            | 303 173   | 1 096 346               | 11 266 281  |
| 85312000 | Indicator panel incorporating LCD/LED  | 730 597           | 7 566 767 | 13 390 572              | 122 605 180 |
| 85318010 | Electronic bells and other sound signalling apparatus  | 3 457             | 43 780    | 137 867                 | 1 719 843   |
| 85318029 | Flat panel displays other than vacuum fluorescent  | 32                | 2 042     | 710                     | 64 815      |
| 85318090 | Other electric sound/visual signalling apparatus   | 33 204            | 360 575   | 772 168                 | 9 167 112   |
| 85319010 | Parts including printed circuit assemblies,of panel indic.,electric sound/visual signalling app,flat panel display   | -                 | 301       | -                       | 1 368       |
| 85319030 | Part of other bells/sound signalling apparatus   | -                 | 2         | -                       | 100         |
| 85319090 | Part of other electric sound or visual signalling apparatus  | 6 975             | 115 418   | 128 816                 | 2 379 325   |
| 85321000 | Fixed capacitor desgned for use in 50/60Hz circuit, and having reactive power handling capacity >=0.5 kVar   | 42                | 290       | 2 312                   | 11 223      |
| 85322100 | Tantalum   | 16 774            | 172 681   | 13 823 095              | 141 667 146 |
| 85322200 | Aluminium electrolytic   | 687 275           | 6 227 264 | 15 647 494              | 147 872 329 |
| 85322300 | Ceramic dielectric,single layer  | 49 920            | 496 063   | 841 035                 | 8 295 795   |
| 85322400 | Ceramic dielectric,multi layer   | 495               | 4 335     | 67 082                  | 1 234 204   |
| 85322500 | Dielectric of paper or plastic   | 6 119             | 31 117    | 249 818                 | 1 286 123   |
| 85322900 | Electrical capacitors; fixed, n.e.c. in heading no. 8532   | 110 259           | 4 330 832 | 15 552 624              | 108 089 054 |
| 85323000 | Variable/adjustable (pre-set) capacitors   | 2 877             | 36 058    | 35 721                  | 411 216     |
| 85329000 | Parts of fixed electrical capasitor  | 91                | 34 646    | 11 488                  | 10 380 053  |
| 85331010 | Fixed carbon resistors, composition/film type; surface mounted   | 48 115            | 5 526 079 | 17 293                  | 121 265     |
| 85331090 | Fixed carbon resistors, composition/film type; not surface mounted   | 96                | 1 915     | 2 310                   | 63 678      |
| 85332100 | Electrical resistors; fixed, for a power handling capacity not exceeding 20W (including rheostats and potentiometers but excluding heating resistors and carbon resistors) | 216 441           | 1 675 447 | 9 392 510               | 73 941 652  |
| 85332900 | Electrical resistors; fixed, for a power handling capacity exceeding 20W (including rheostats and potentiometers but excluding heating resistors and carbon resistors)     | 33 881            | 327 224   | 961 190                 | 9 980 916   |
| 85333100 | Wirewound variable resistors, rheostats & potentiometersfor a power handling capacity <= 20W   | -                 | 6         | -                       | 756         |
| 85333900 | Wirewound variable resistors, rheostats & potentiometersfor a power handling capacity > 20W  | 1                 | 75        | 80                      | 2 267       |
| 85334000 | Electrical resistors; variable, including rheostats and potentiometers (excluding heating)   | 58 449            | 615 288   | 1 276 286               | 10 559 158  |
| 85339000 | Parts of fixed resistors   | 284               | 2 311     | 109 307                 | 212 766     |
| 85340010 | Printed circuits, single-sided   | 107 526           | 916 511   | 1 316 715               | 9 611 968   |
| 85340020 | Printed circuits, double-sided   | 0                 | 659       | 6                       | 80 206      |
| 85340030 | Printed circuits, multi-layer  | 926               | 10 439    | 164 476                 | 857 147     |
| 85340090 | Other printed circuits   | 12 431            | 66 846    | 1 663 596               | 13 544 764  |
| 85351000 | Fuses, for a voltage > 1000V   | 40                | 5 102     | 1 278                   | 86 056      |



Tabel 3 : Ekspor Indonesia menurut Komoditi ( Kode HS 8 digit )

|          |   | Oktober 2020      |           |                         |            |
|----------|---|-------------------|-----------|-------------------------|------------|
| Kode H S | Uraian golongan barang  | Berat bersih (Kg) |           | Nilai F.O.B. ( U S \$ ) |            |
|          |   | Bulan ini         | Kumulatif | Bulan ini               | Kumulatif  |
| (1)      | (2)   | (3)               | (4)       | (5)                     | (6)        |
| 85352110 | Automatic circuit breakers for a voltage< 72,5 kV; moulded case type  | -                 | 1 200     | -                       | 22 010     |
| 85352190 | Automatic circuit breakers for a voltage< 72,5 kV; other circuit breaker  | 265               | 4 791     | 4 652                   | 214 675    |
| 85352910 | Automatic circuit breakers for a voltage>= 72,5 kVearth leakage circuit breaker                                 | -                 | 33        | -                       | 147        |
| 85352990 | Automatic circuit breakers for a voltage>= 72,5 kVother circuit breaker   | 10                | 58 116    | 15                      | 768 039    |
| 85353011 | Disconnecter having a voltage < 36 kV   | -                 | 1 013     | -                       | 18 500     |
| 85353019 | Disconnecter having a voltage >= 36 kV  | 0                 | 161       | 10                      | 13 975     |
| 85353090 | Isolating switch & make-and-break switches for a voltage of < 66 kV   | 4 178             | 13 029    | 146 993                 | 393 647    |
| 85354000 | Lightning arresters,voltage limiters and surge suppressors  | 952               | 10 362    | 193 056                 | 1 936 059  |
| 85359010 | Bushing and tap changer assemblies for electricity distribution/power transformers                              | 453               | 11 428    | 18 751                  | 248 110    |
| 85359020 | Change-over switches of a kind used for starting electricmotors   | -                 | 518       | -                       | 44 063     |
| 85359090 | Oth bushing,tap changer assembl and switches starting for electricity   | 12 816            | 378 319   | 20 826                  | 3 492 127  |
| 85361011 | Thermal fuses glass type: suitable for use in electric fans   | 0                 | 1 112     | 1                       | 40 146     |
| 85361012 | Thermal fuses glass type: other, for a current of < 16 A  | 514               | 4 307     | 21 121                  | 174 463    |
| 85361013 | Thermal fuses glass type: fuse blocks, of a kind used formotor vehicles   | 2 383             | 16 249    | 42 965                  | 335 797    |
| 85361019 | Oth thermal fuses glass type  | 3 645             | 7 433     | 93 076                  | 155 260    |
| 85361091 | Oth thermal fuses, suitable for use in electric fans  | 6                 | 6         | 802                     | 802        |
| 85361092 | Oth thermal fuses, other, for a current of < 16 A   | 7                 | 23        | 7 104                   | 25 672     |
| 85361093 | Oth thermal fuses, fuse blocks, of a kind used formotor vehicles  | 200               | 1 324     | 5 891                   | 39 101     |
| 85361099 | Other fuses n.e.c. in heading 85.36   | 256               | 12 951    | 6 117                   | 943 120    |
| 85362011 | Automatic circuit breakers; moulded case, for a current,of less than 16 A                                       | -                 | 1 417     | -                       | 6 132      |
| 85362012 | Automatic circuit breakers; moulded case, for a current,>=16A but <=32A   | -                 | 1 406     | -                       | 20 638     |
| 85362013 | Automatic circuit breakers; moulded case, for a current,>32A but <=1000A  | 2 679             | 9 500     | 18 725                  | 100 416    |
| 85362019 | Automatic circuit breakers; moulded case, for a current,>1000A  | 8 280             | 131 157   | 585 409                 | 7 535 473  |
| 85362020 | Automatic circuit breakers, kind incorporated into electrothermic domestic appliances of heading 85.16          | 137               | 2 129     | 4 629                   | 62 774     |
| 85362091 | Automatic circuit breakers, kind incorporated into electrothermic domestic appliance, other of a current < 16A  | -                 | 4 856     | -                       | 590 613    |
| 85362099 | Automatic circuit breakers, kind incorporated into electrothermic domestic appliance, other of a current >= 16A | 74                | 8 608     | 318                     | 280 000    |
| 85363010 | Lightning arresters for protecting electrical circuits  | 312               | 359       | 250                     | 4 300      |
| 85363020 | Electrical circuit protector used in radio equipementor in electric fans  | 1 687             | 12 787    | 28 920                  | 213 742    |
| 85363090 | Oth apparatus for protecting electrical circuits  | 79 778            | 589 673   | 1 263 474               | 11 167 136 |
| 85364110 | Digital relays,voltage <= 60V   | 11 676            | 75 340    | 299 260                 | 1 881 020  |
| 85364120 | Relays used in radio equipment,voltage <= 60V   | -                 | 11        | -                       | 329        |
| 85364140 | Oth relays,voltage <= 60V,a current <16A  | 21 274            | 220 694   | 820 146                 | 7 811 992  |
| 85364191 | Semiconductor/electro-magnetic relays <=28 V  | 72 353            | 631 930   | 2 458 379               | 20 525 163 |
| 85364199 | Semiconductor/electro-magnetic relays >28 V   | 41 123            | 342 242   | 1 128 338               | 9 108 250  |
| 85364910 | Digital relays,voltage > 60V  | 565               | 4 833     | 22 858                  | 309 268    |
| 85364990 | Other digital relays,voltage > 60V  | 218 237           | 2 434 438 | 6 302 543               | 58 016 503 |
| 85365020 | Over-current and residual-current,automatic switches  | 51 457            | 377 690   | 1 095 138               | 7 870 942  |
| 85365033 | High inrush switch,of a rated current carrying capacity<16A   | 389               | 3 936     | 88 515                  | 161 860    |
| 85365039 | Other high inrush switches and commutators for stoves and ranges  | 1 736             | 6 200     | 26 394                  | 155 669    |
| 85365040 | Miniature switches suitable for rice cookers or toaster ovens   | -                 | 2         | -                       | 824        |
| 85365051 | Electronic AC switch,voltage<=1000V, for a current < 16A  | -                 | 19        | -                       | 1 329      |
| 85365059 | Electronic AC switch,voltage<=1000V, for a current >= 16A   | 435               | 717       | 10 633                  | 17 211     |
| 85365061 | Make&break switch used in domestic electrical wiring,<=500V,for a current < 16A                                 | 64 504            | 612 231   | 2 144 586               | 20 142 238 |
| 85365069 | Make&break switch used in domestic electrical wiring,<=500Vfor a current >= 16A                                 | 143               | 534       | 3 101                   | 25 974     |

Tabel 3 : Ekspor Indonesia menurut Komoditi ( Kode HS 8 digit )

|          |   | Oktober 2020      |           |                         |             |
|----------|---|-------------------|-----------|-------------------------|-------------|
| Kode H S | Uraian golongan barang  | Berat bersih (Kg) |           | Nilai F.O.B. ( U S \$ ) |             |
|          |   | Bulan ini         | Kumulatif | Bulan ini               | Kumulatif   |
| (1)      | (2)   | (3)               | (4)       | (5)                     | (6)         |
| 85365095 | Oth make&break switch,>500V,change-over switches; for starting elec.motors/fuse switches                          | 467               | 6 829     | 18 052                  | 168 094     |
| 85365099 | Other make&break switch,>500V   | 217 394           | 1 677 489 | 10 061 830              | 85 135 630  |
| 85366110 | Lamp holder used for compact lamps or halogen lamps   | 516               | 1 938     | 200                     | 7 691       |
| 85366191 | Lamp holder used for oth lamps,a current< 16A   | -                 | 84        | -                       | 3 668       |
| 85366199 | Lamp holder used for oth lamps,a current>= 16A  | 9                 | 28        | 108                     | 243         |
| 85366911 | Telephone plugs for a current < 16A   | 102               | 558       | 16 391                  | 60 496      |
| 85366919 | Telephone plugs for a current >= 16A  | 7 395             | 12 575    | 230 804                 | 598 287     |
| 85366929 | Audio/video & cathode ray tube socket for TV or radioreceiver,a current > 16A                                     | 306               | 5 933     | 18 405                  | 405 134     |
| 85366932 | Socket&plug for co-axial cable&printed circuits,for a current < 16A   | 226               | 1 380     | 23 266                  | 281 793     |
| 85366939 | Socket&plug for co-axial cable&printed circuits,for a current >= 16A  | 911               | 18 306    | 26 000                  | 223 181     |
| 85366992 | Oth Socket&plug for co-axial cable&printed circuits,for a current < 16A   | 7 347             | 9 552     | 56 740                  | 68 182      |
| 85366999 | Oth Socket&plug for co-axial cable&printed circuits,for a current >= 16A  | 140 078           | 534 252   | 5 850 867               | 19 984 533  |
| 85367010 | Connector for optical fibres,optical fibres bundles or cables;ceramics  | 5 625             | 7 666     | 150 000                 | 241 132     |
| 85367020 | Connector for optical fibres,optical fibres bundles or cables;copper  | -                 | 2         | -                       | 104         |
| 85367090 | Oth connector for optical fibres,optical fibres bundles or cables   | 3 705             | 44 378    | 520 103                 | 6 043 839   |
| 85369012 | Connection&contact elements for wires & cables;wafer probers;current < 16A  | 4                 | 168       | 4 247                   | 41 000      |
| 85369019 | Connection&contact elements for wires & cables;wafer probers;current >= 16A                                       | 5 513             | 134 343   | 187 543                 | 4 733 462   |
| 85369022 | Junction boxes,for a current < 16A  | -                 | 59        | -                       | 68 997      |
| 85369029 | Junction boxes,for a current >= 16A   | 9 077             | 69 635    | 257 361                 | 2 154 819   |
| 85369032 | Cable connector,connector/adaptor for co-axial cable,commutator,current<16A                                       | 33 816            | 259 349   | 3 742 553               | 32 014 128  |
| 85369039 | Cable connector,connector/adaptor for co-axial cable,commutator,current>=16A                                      | 165 181           | 1 694 137 | 3 797 459               | 39 840 581  |
| 85369094 | Other cable connector,for a current < 16A   | 5 924             | 64 238    | 137 350                 | 1 497 185   |
| 85369099 | Other cable connector,for a current >= 16A  | 94 701            | 1 341 770 | 4 107 556               | 49 586 861  |
| 85371011 | Control panel use in distributed controlsystem;voltage<1000V  | 2 150             | 25 229    | 65 124                  | 749 222     |
| 85371012 | Control panel fitted with a programmable processor;voltage<1000V  | 8                 | 5 039     | 117                     | 157 077     |
| 85371013 | Control panel for AC,refrigerator,washing mach.,vacuum cleaner,mixer,water heater                                 | 538               | 4 750     | 52 804                  | 404 001     |
| 85371019 | Other control panel   | 36 613            | 438 903   | 2 062 751               | 18 435 985  |
| 85371020 | Distribution board (incl back panels & back planes) used with auto data process. mach.,telp sets,transmiss. app.  | 1                 | 747       | 2                       | 282 015     |
| 85371030 | Programmable logic controllers for auto-mach for transport handling&storages of dies for semiconductor device     | 64                | 1 503     | 29 257                  | 184 641     |
| 85371091 | Switchboard & control panels: used in radio equipment or electric fans  | 762               | 28 832    | 163 419                 | 4 315 517   |
| 85371092 | Switchboard & control panels: use in distributed control systems  | 9 982             | 310 196   | 2 275 804               | 35 446 711  |
| 85371099 | Switchboard & control panels: use for other purposes  | 387 586           | 2 927 013 | 14 871 038              | 115 202 282 |
| 85372011 | Switchboards incorporating electrical instruments forbreaking, connecting/protecting electrical circuit >=66 kV   | -                 | 29 660    | -                       | 3 209 325   |
| 85372019 | Switchboards incorporating electrical instruments forbreaking, connecting/protecting electrical circuit < 66 kV   | 5                 | 7 047     | 24                      | 37 989      |
| 85372029 | Control panels incorporating electrical instruments forbreaking, connecting/protecting electrical circuit < 66 kV | 19 697            | 157 269   | 474 253                 | 1 013 722   |
| 85372090 | Oth board for electrical control for voltage< 1000 volt   | 555 335           | 3 497 937 | 8 702 327               | 50 511 128  |
| 85381011 | Parts of programmable logic controllers for auto-mach for transpot for semiconductor device, voltage <=1000V      | 1                 | 26        | 125                     | 928         |
| 85381019 | Other part of programable logic controller used in radioequipment,vaoltage <=1000V                                | 3 936             | 64 064    | 118 913                 | 1 138 610   |

Tabel 3 : Ekspor Indonesia menurut Komoditi ( Kode HS 8 digit )

|          |   | Oktober 2020      |           |                         |            |
|----------|---|-------------------|-----------|-------------------------|------------|
| Kode H S | Uraian golongan barang  | Berat bersih (Kg) |           | Nilai F.O.B. ( U S \$ ) |            |
|          |   | Bulan ini         | Kumulatif | Bulan ini               | Kumulatif  |
| (1)      | (2)   | (3)               | (4)       | (5)                     | (6)        |
| 85381021 | Parts of programmable logic controllers for auto-mach for transpot for semiconductor device, voltage >1000V     | -                 | 9         | -                       | 179        |
| 85381029 | Other part of programable logic controller used in radioequipment,vaoltage >1000V                               | 1 054             | 8 453     | 64 563                  | 664 937    |
| 85389011 | Part including printed circuit assmblies of telp plug;connect&contact element, wire & cable, voltage <=1000V    | 27 595            | 149 334   | 2 544 491               | 12 583 587 |
| 85389012 | Part of switch,socket&plug for coaxial cable, etc oth apparatus,voltage <=1000V                                 | 25 584            | 242 370   | 552 329                 | 5 028 301  |
| 85389013 | Part of distribution boards,voltage <=1000V   | -                 | 0         | -                       | 2          |
| 85389019 | Oth part of electric switch,socket&plug, voltage<= 1000V  | 90 341            | 706 981   | 4 759 553               | 38 163 684 |
| 85389020 | Oth part including printed circuit assmblies of telp plug;connect&contact; voltage>1000V                        | 67 862            | 376 425   | 719 914                 | 7 238 170  |
| 85391010 | Sealed beam lamp units for motor vehicles   | 3 936             | 28 283    | 61 481                  | 525 183    |
| 85391090 | Sealed beam lamp units for others   | 1 425             | 13 140    | 51 677                  | 413 583    |
| 85392120 | Tungsten halogen used in medical equipment  | 720               | 14 951    | 1 874                   | 42 453     |
| 85392130 | Tungsten halogen used for motor vehicles  | 95                | 1 764     | 291                     | 40 344     |
| 85392140 | Other reflector lamp bulbs of tungsten halogen  | 1                 | 467       | 30                      | 7 339      |
| 85392190 | Other tungsten halogen  | 35                | 1 166     | 846                     | 8 223      |
| 85392231 | Other reflector lamp bulbs,used in decorative illumination,power <= 60 W  | 1                 | 1         | 13                      | 13         |
| 85392232 | Other reflector lamp bulbs,used in decorative illumination,power > 60 W   | 106               | 176       | 98                      | 163        |
| 85392233 | Other reflector lamp bulbs,for domestic lighting,power<=200W & voltage>100V                                     | 87                | 1 363     | 83                      | 1 990      |
| 85392239 | Other reflector lamp bulbs, power<=200W & voltage>100V  | 222               | 3 252     | 1 263                   | 16 436     |
| 85392291 | Oth filament lamp,excl ultra-violet/infra-red halogen,power<=200W&>100V,used decorative illumonation,power<=60W | 1                 | 4         | 7                       | 12         |
| 85392293 | Oth filament lamp,excl ultra-violet/infra-red halogen,power<=200W&>100V,for domestic lighting                   | 100               | 186       | 3 128                   | 3 580      |
| 85392299 | Oth filament lamp,excl ultra-violet/infra-red halogen,power<=200W&>100V   | 93                | 531       | 1 191                   | 5 026      |
| 85392920 | Oth filament lamp,excl ultra-violet/infra-red, use motorvehicles  | 13 040            | 83 153    | 149 134                 | 954 963    |
| 85392930 | Oth filament lamp,excl ultra-violet/infra-red, for otherreflector lamp bulbs                                    | 128               | 900       | 1 544                   | 12 936     |
| 85392941 | Flashlight bulbs:miniature indicator bulbs, rated up to 2.25V, suitable for medical equipment                   | 100               | 698       | 102                     | 27 917     |
| 85392949 | Other flashlight bulbs:miniature indicator bulbs, rated up to 2.25V   | 1 129             | 1 702     | 419                     | 2 773      |
| 85392950 | Oth filament lamps,exc tungsten halogen,oth have capacity, >200W&<300 and voltage > 100V                        | -                 | 21        | -                       | 124        |
| 85392960 | Oth filament lamps,exc tungsten halogen,oth have capacity, <=200W and voltage <=100V                            | 89                | 593       | 553                     | 8 866      |
| 85392990 | Oth filament lamps,exc tungsten halogen,oth have capacity, >300W  | 4                 | 433       | 1 641                   | 16 829     |
| 85393120 | Straight tubes for oth fluorescent lamps,hot cathode, excl UV lamps   | 14                | 1 309     | 246                     | 35 936     |
| 85393130 | Compact fluorescent lamps with built-in ballasthot cathode, excl UV lamps                                       | 28 177            | 50 799    | 159 937                 | 290 953    |
| 85393190 | Oth fluorescent,hot cathode, discharge lamps, excl UV lamps   | 10 016            | 66 013    | 26 905                  | 218 535    |
| 85393200 | Mercury/sodium vapour lamps;metal halidelamps excl UV lamps   | -                 | 228       | -                       | 9 586      |
| 85393910 | Tubes for compact fluorescent lamps,cold cathode types, excl UV lamps   | 4                 | 4         | 60                      | 60         |
| 85393930 | Oth fluorescent, cold cathode types,discharge lamps,excl UV lamps   | -                 | 725       | -                       | 28 134     |
| 85393990 | Other discharge lamps, other than UV lamps, cold cathode types  | 125               | 6 754     | 5 630                   | 222 592    |
| 85394100 | Arc lamps   | 5 520             | 34 149    | 3 373 884               | 24 564 681 |
| 85394900 | Ultra-violet/infra-red lamps  | 5 368             | 42 038    | 127 739                 | 791 859    |
| 85395000 | Light-emitting diode (LED) lamps  | 7 128             | 65 634    | 73 902                  | 862 841    |

Tabel 3 : Ekspor Indonesia menurut Komoditi ( Kode HS 8 digit )

| Kode H S | Uraian golongan barang   | Berat bersih (Kg) |           | Nilai F.O.B. ( U S \$ ) |             |
|----------|--|-------------------|-----------|-------------------------|-------------|
|          |  | Bulan ini         | Kumulatif | Bulan ini               | Kumulatif   |
|          |  | (3)               | (4)       | (5)                     | (6)         |
| 85399010 | Aluminium end cap for fluoresc lamp; aluminium screw caps for incandescent lamps   | -                 | 30        | -                       | 9 600       |
| 85399020 | Parts of aluminium end for fluorescen lapmps; of kind used for motor vehicles  | 293               | 1 579     | 2 265                   | 16 295      |
| 85399090 | Oth parts of aluminium end for fluorescen lapmps; of kind used for motor vehicles  | 441               | 5 420     | 31 683                  | 118 727     |
| 85401100 | Color cathode-ray television picture tubes including video monitor cathode-ray tube  | -                 | 276       | -                       | 465         |
| 85402000 | TV camera tubes; image converters and intensifiers; other photo-cathode tubes  | -                 | 4         | -                       | 1 418       |
| 85404010 | Data/graphic display tubes,color, of heading 85.25   | -                 | 20        | -                       | 950         |
| 85404090 | Data/graphic display tubes,monochrome, of heading 85.25  | -                 | 28        | -                       | 215         |
| 85406000 | Tubes; cathode ray, n.e.c. in heading no. 8540   | -                 | 1         | -                       | 1           |
| 85407100 | Magnetrons   | 22                | 111       | 1 049                   | 3 445       |
| 85408100 | Receiver/amplifier valves and tubes  | -                 | 20        | -                       | 267 948     |
| 85408900 | Valves and tubes; n.e.c. in heading no. 8540   | 0                 | 136       | 629                     | 12 821      |
| 85409100 | Parts of cathode-ray tubes   | -                 | 30        | -                       | 10 683      |
| 85409910 | Parts of microwave tubes   | 5                 | 5         | 60                      | 60          |
| 85409990 | Other parts of thermionic,cold cathode orphoto-cathode,valves and tubes  | 49                | 1 171     | 3 788                   | 45 270      |
| 85411000 | Diodes, other than photosensitive/light emitting diodes  | 2 856             | 196 733   | 294 977                 | 3 499 699   |
| 85412100 | Transistor oth than photosensitive with a dissipation rate of <1 W   | 1 790             | 269 855   | 7 427                   | 530 478     |
| 85412900 | Transistor oth than photosensitive with a dissipation rate of >=1 W  | 3 443             | 33 387    | 634 028                 | 4 394 216   |
| 85413000 | Thyristors,diacs and triacs,other photosesintive devices   | -                 | 8         | -                       | 1 619       |
| 85414010 | Light emitting diodes  | 8 065             | 104 590   | 3 415 916               | 32 749 570  |
| 85414021 | Photovoltaic cells, not assembled  | -                 | 1 255     | -                       | 84 115      |
| 85414022 | Photovoltaic cells, assembled in modulesor made up into panels   | 69 974            | 451 828   | 1 131 967               | 5 391 803   |
| 85414029 | Oth photocells, including photodiodes & phototransistors   | 92                | 14 977    | 867                     | 37 428      |
| 85414090 | Oth photosensitive semiconductor devices   | 46 789            | 226 725   | 1 616 136               | 13 115 473  |
| 85415000 | Electrical apparatus; photosensitive semiconductor devices n.e.c. in heading no. 8541, incl. photovoltaic cells, whether / not assembled in modules or made up into panels | 1 716             | 35 373    | 1 121 383               | 27 053 520  |
| 85416000 | Mounted piezo-electric crystals  | 3 170             | 31 225    | 4 351 842               | 41 286 118  |
| 85419000 | Parts of diodes,transistors & similar; photosensitivesemiconductor devices   | 478               | 8 557     | 121 912                 | 1 994 763   |
| 85423100 | Processor & controller of electronics integrated circuits  | 37 787            | 410 503   | 6 769 573               | 57 232 989  |
| 85423200 | Memories of electronic integrated circuits   | 3 174             | 94 603    | 695 521                 | 4 917 025   |
| 85423300 | Amplifiers of electronic integrated circuits   | 855               | 40 009    | 59 615                  | 960 944     |
| 85423900 | Electronic integrated circuits; n.e.c. in heading no. 8542   | 28 647            | 535 169   | 13 329 799              | 121 316 190 |
| 85429000 | Parts of electronic integrated circuits  | 25 807            | 269 536   | 3 073 769               | 36 786 418  |
| 85431000 | Particle accelerators of electrical machines and appartus  | 2                 | 3         | 1 560                   | 1 664       |
| 85432000 | Signal generators of electrical machines and appartus  | 3                 | 63        | 4                       | 21 712      |
| 85433020 | Wet processing equipment for the application by immersion of chemical/electrochemical solutions  | 39                | 39        | 17 076                  | 17 076      |
| 85433090 | Oth machine and apparatus for electroplating,electrolysisor electrophoresis  | 71                | 2 413     | 11 444                  | 90 708      |
| 85437010 | Electric fence energisers  | 3                 | 1 154     | 625                     | 47 778      |
| 85437020 | Remote control apparatus,oth radio remote control apparatus  | 420 167           | 3 669 721 | 9 989 625               | 90 224 284  |
| 85437030 | Electrical machines with translation/dictionary functions  | 22                | 11 288    | 915                     | 170 189     |
| 85437040 | Equipment/machine for removal dust particle&curingmaterial by UV light for mfg of printed circuit boards   | 2                 | 32        | 352                     | 17 261      |
| 85437090 | Oth equipment/machine for removal dust particle&curingmaterial by UV light for mfg of printed circuit boards   | 24 233            | 244 764   | 1 109 876               | 9 465 916   |
| 85439010 | Parts of particle accelerators or signal generators  | -                 | 0         | -                       | 49          |
| 85439020 | Part of Wet processing equipment for the application by immersion of chemical/electrochemical solutions  | -                 | 919       | -                       | 77 760      |
| 85439090 | Parts of oth electrical machines and apparatus,having individual fuctions  | 37 732            | 343 649   | 9 315 181               | 72 028 565  |

Tabel 3 : Ekspor Indonesia menurut Komoditi ( Kode HS 8 digit )

|          |   | Oktober 2020      |            |                         |             |
|----------|---|-------------------|------------|-------------------------|-------------|
| Kode H S | Uraian golongan barang  | Berat bersih (Kg) |            | Nilai F.O.B. ( U S \$ ) |             |
|          |   | Bulan ini         | Kumulatif  | Bulan ini               | Kumulatif   |
| (1)      | (2)   | (3)               | (4)        | (5)                     | (6)         |
| 85441120 | Winding wire of copper,with an outer coating/covering of,paper,textile/poly(vinyl chloride)                           | 2 046 264         | 13 856 192 | 13 099 525              | 91 809 280  |
| 85441130 | Winding wire of copper,with an outer coating/covering of,lacquer  | 166               | 3 767      | 12 450                  | 39 909      |
| 85441140 | Winding wire of copper,with an outer coating/covering of,enamel   | 520 634           | 3 148 063  | 4 349 840               | 24 303 493  |
| 85441190 | Winding wire of other than copper   | 7 531             | 98 699     | 315 663                 | 1 914 851   |
| 85441900 | Insulated electric conductors; winding wire, (of other than copper)   | 14 331            | 222 936    | 711 766                 | 12 079 491  |
| 85442011 | Co-axial cable&oth co-axial electric conductor, fitted with connector;<=66kV;insulated with rubber/plastic            | 5 765             | 115 559    | 563 019                 | 10 766 044  |
| 85442019 | Co-axial cable&oth co-axial electric conductor, fitted not with connector;<=66kV;insulated with rubber/plastic        | 134 677           | 1 264 221  | 1 252 517               | 12 059 739  |
| 85442021 | Co-axial cable&oth co-axial electric conductor, not fitted with connector;<=66kV;insulated with rubber/plastic        | 528               | 21 717     | 10 266                  | 194 519     |
| 85442029 | Co-axial cable&oth co-axial electric conductor, not fitted not with connector;<=66kV;insulated with rubber/plastic    | 1 024             | 15 912     | 29 267                  | 595 191     |
| 85442031 | Co-axial cable&oth co-axial electric conductor, fitted with connector;>66kV;insulated with rubber/plastic             | -                 | 7          | -                       | 51          |
| 85442039 | Co-axial cable&oth co-axial electric conductor, fitted not with connector;>66kV;insulated with rubber/plastic         | 158               | 7 829      | 22 594                  | 130 294     |
| 85442041 | Co-axial cable&oth co-axial electric conductor, not fitted with connector;>66kV;insulated with rubber/plastic         | -                 | 9          | -                       | 981         |
| 85442049 | Co-axial cable&oth co-axial electric conductor, not fitted not with connector;>66kV;insulated with rubber/plastic     | 90                | 11 164     | 2 142                   | 58 382      |
| 85443012 | Wiring harness for motor vehicle; for used vehicles ofhead 87.02,87.03,87.04/84.11;insulate with rubber/plastic       | 1 746 186         | 13 232 330 | 32 059 370              | 238 789 749 |
| 85443013 | Wiring harness for motor vehicle; for used vehicles of exclhead 87.02,87.03,87.04/84.11;insulate with rubber/plastic  | 802 859           | 6 262 867  | 16 738 999              | 129 227 591 |
| 85443014 | Wiring harness for motor vehicle; for used vehicles of head87.02,87.03,87.04/84.11;not insulate with rubber/plastic   | 3 079             | 18 563     | 75 682                  | 469 339     |
| 85443019 | Wiring harness for motor vehicle; for used vehicles of exclhead 87.02,87.03,87.04/84.11;not insulate w rubber/plastic | 1 952 093         | 14 419 447 | 40 477 198              | 297 019 438 |
| 85443091 | Ignition wiring sets,not wiring set,used in vehicle,aircraft/ship;insulate rubber/plastic                             | 163               | 7 281      | 14 888                  | 359 284     |
| 85443099 | Ignition wiring sets,not wiring set,used in vehicle,aircraft/ship; no insulate rubber/plastic                         | 1 704             | 228 867    | 259 306                 | 5 034 728   |
| 85444211 | Submarine telephone/telegraph/radio relay cablesfitted with connectors; voltage <= 80 V                               | 17                | 22         | 296                     | 765         |
| 85444213 | Electric conductor with connectors for telecommunication used, voltage <=80V, insulated with rubber, plastic/paper    | 6 445             | 33 583     | 252 555                 | 760 472     |
| 85444219 | Electric conductor with connectors for telecommunication used, voltage<=80V, not insulated with rubber,plastic/paper  | 253 329           | 2 363 142  | 4 860 246               | 39 095 403  |
| 85444221 | Telephone, telegraph, radio relay cable submarine,fitted with conector;80V<voltage<=1000V                             | 17                | 347        | 96                      | 66 745      |
| 85444223 | Electric conductor with connectors for telecommunication used, 80V<voltage<=1.000V,inslted with rubber,plastic/paper  | 758               | 10 638     | 322 333                 | 3 522 413   |
| 85444229 | Electric conductor with connectors for telecommunication used 80V<volt<=1.000V,not inslted with rubber,plastic/paper  | 102 653           | 566 818    | 984 684                 | 5 809 093   |
| 85444232 | Battery cables,insulate with rubber/plasticfor vehicle 8702,8703,8704/8711, 80V<voltage<=1.000V                       | -                 | 8          | -                       | 164         |
| 85444233 | Battery cables,insulate with rubber/plastic for other thanvehicle 8702,8703,8704/8711, 80V<voltage<=1.000V            | -                 | 10         | -                       | 43          |
| 85444234 | Battery cables,not insulate with rubber/plasticfor vehicle 8702,8703,8704/8711, 80V<voltage<=1.000V                   | -                 | 12         | -                       | 589         |
| 85444239 | Battery cables,not insulate with rubber/plastic forother than vehicle 8702,8703,8704/8711, 80V<voltage<=1.000V        | 11                | 31         | 2 077                   | 5 008       |
| 85444294 | Other electric cables insulated with plastic,having a core diameter <=5 mm  | 6 275             | 38 575     | 95 735                  | 449 602     |
| 85444295 | Other electric cables insulated with plastic,having a core diameter >5 mm and <=19.5 mm                               | 1 288             | 3 985      | 42 753                  | 300 911     |

Tabel 3 : Ekspor Indonesia menurut Komoditi ( Kode HS 8 digit )

|          |   | Oktober 2020      |            |                         |            |
|----------|---|-------------------|------------|-------------------------|------------|
| Kode H S | Uraian golongan barang  | Berat bersih (Kg) |            | Nilai F.O.B. ( U S \$ ) |            |
|          |   | Bulan ini         | Kumulatif  | Bulan ini               | Kumulatif  |
| (1)      | (2)   | (3)               | (4)        | (5)                     | (6)        |
| 85444296 | Other electric cables insulated with plastic, diameter> 19.5 mm   | 6 065             | 30 639     | 67 524                  | 263 946    |
| 85444297 | Other electric cables insulated with paper/rubber   | 240 396           | 1 848 249  | 2 548 570               | 18 653 825 |
| 85444298 | Flat data cables having two lines or more   | -                 | 1 501      | -                       | 6 085      |
| 85444299 | Other electric cables other than insulated with plastics, paper/rubber, diameter> 5 mm                                  | 230 759           | 1 674 890  | 5 523 119               | 37 485 900 |
| 85444911 | Submarine telephone/telegraph/radio relay cablesnot fitted with connectors; voltage <= 80 V                             | -                 | 61         | -                       | 1 793      |
| 85444913 | Oth electric conductor, not fitted connector,insulated withrubber,paper/plastic for used telcomnication, voltage <=80V  | 3                 | 787        | 8                       | 18 792     |
| 85444919 | Oth electric conductor, not fitted connector,not insulated for used telecommunication, voltage <=80V                    | 1 590             | 17 481     | 40 219                  | 361 934    |
| 85444921 | Shielded wire for manufactur of auto-wiring harnesses, not for telecommunication, <=80 v                                | 193               | 296 295    | 4 097                   | 5 586 555  |
| 85444922 | Electrical cables insulated with plastic diameter<=19.5 mm,not use for telecommunicationt, voltage <=80V                | 130 540           | 401 541    | 1 865 512               | 5 154 177  |
| 85444923 | Electrical cables insulated with plastic diameter<=19.5 mm,for oth electric cables insualated with plastic              | 4                 | 38         | 222                     | 2 324      |
| 85444929 | Electrical cables insulated with plastic diameter>19.5 mm,not use for telecommunicationt, voltage <=80V                 | 1 843             | 227 732    | 26 251                  | 1 050 423  |
| 85444932 | Oth electric conductor, not fitted connector,insulated withplastic for used telcomnication, 80V< voltage <= 1.000V      | -                 | 93         | -                       | 495        |
| 85444939 | Oth electric conductor, not fitted connector,insulated withoth material for used telecommunication, 80V< voltage <=1kV  | 1 594 838         | 15 666 100 | 10 106 216              | 91 233 402 |
| 85444941 | Cable insulated with plastics, not fitted connectorfor not used telcomnication, 80V< voltage <= 1.000V                  | 26 342            | 955 677    | 157 001                 | 5 237 513  |
| 85444949 | Oth electric conductor, not fitted connector,insulated withoth material oth than telecommunication, 80V< voltage <=1kV  | 249 888           | 2 010 395  | 1 390 200               | 10 779 960 |
| 85446011 | Cables insulated with plastics, diameter <= 22,7 mm,1 kV<voltage<=36 kV   | -                 | 48 827     | -                       | 226 473    |
| 85446012 | Oth electric conductors, insulated with rubber, plastics/paper, 1 kV<voltage<=36 kV                                     | -                 | 20 758     | -                       | 87 419     |
| 85446019 | Oth electric conductors, not insulated, 1 kV<voltage<=36 kV   | 122 524           | 1 002 446  | 728 467                 | 5 042 107  |
| 85446029 | Oth electric conductors,not insulated,36 kV<voltage<=66 kV  | -                 | 9 210      | -                       | 19 455     |
| 85446039 | Oth electric conductors, not insulated, voltage >66 kV  | -                 | 2 951      | -                       | 19 376     |
| 85447010 | Optical fibre cable of telephone, telegraph, radio relay cables,submarine   | -                 | 102        | -                       | 2 430      |
| 85447090 | Other optical fibre cables  | 16 579            | 463 893    | 201 172                 | 3 637 509  |
| 85451100 | Electroda of graphite/oth carbon, used for furnaces   | 4                 | 100 004    | 2 050                   | 15 695     |
| 85451900 | Electroda of graphite/oth carbon, used not for furnaces   | 314 170           | 2 323 682  | 551 973                 | 3 742 629  |
| 85452000 | Carbon brushes of graphite/oth carbon, for electrical purposed  | 5                 | 661        | 544                     | 119 333    |
| 85459000 | Lamp carbons,battery carbons & oth article of graphite/oth carbon,with or w/o metal for electrical purposes             | 67 885            | 207 397    | 345 039                 | 2 324 308  |
| 85461000 | Electrical insulators of glass  | -                 | 5 378      | -                       | 24 132     |
| 85462010 | Transformer bushing& circuit breaker insulators,of ceramics   | 0                 | 973        | 38                      | 4 108      |
| 85462090 | Electrical insulators of any material other than glass and ceramics   | 1 078             | 24 479     | 982                     | 45 705     |
| 85469000 | Electrical insulators; other than of glass and ceramics   | 18 253            | 201 675    | 142 894                 | 1 897 060  |
| 85471000 | Insulating fitting for electrical mchines, appliances/equipment; of ceramics  | -                 | 162        | -                       | 5 710      |
| 85472000 | Insulating fitting for electrical mchines, appliances/equipment; of plastic   | 11 550            | 117 081    | 323 850                 | 2 377 258  |
| 85479010 | Electric conduit tubbingg & joint therefor of base metal line with insulating material                                  | -                 | 159        | -                       | 17 161     |
| 85479090 | Other insulating fittings for electrical mchines,appliances/equipment,being fitting wholly of insulating material apart | 36                | 3 113      | 511                     | 27 474     |
| 85481013 | Lead acid scrap storage batteries, drained/undrained, of 6V and 12V electric accumulators of height <23cm               | 537               | 545        | 2 755                   | 2 765      |
| 85481020 | Waste & scrap contain mainly iron of primary cells/primary batteries and electric accumulators                          | -                 | 20 270     | -                       | 19 865     |

Tabel 3 : Ekspor Indonesia menurut Komoditi ( Kode HS 8 digit )

|          |   | Oktober 2020      |           |                         |            |
|----------|---|-------------------|-----------|-------------------------|------------|
| Kode H S | Uraian golongan barang  | Berat bersih (Kg) |           | Nilai F.O.B. ( U S \$ ) |            |
|          |   | Bulan ini         | Kumulatif | Bulan ini               | Kumulatif  |
| (1)      | (2)   | (3)               | (4)       | (5)                     | (6)        |
| 85481091 | Waste & scrap of primary cells, primary batteries&electric accumulators of oth primary cells and primary batteries            | 25                | 53 824    | 57                      | 28 701     |
| 85481099 | waste and scrap containing other primary cells,primary batteries, and electric accumulator of used in aircraft                | 2                 | 7 568     | 13                      | 30 405     |
| 85489010 | Image sensors contact type copmrising a photo-conductive sensor element,an electric charge storage cendenser,                 | 16 611            | 17 036    | 53 513                  | 131 931    |
| 85489020 | Printed circuit assemblies including such assemblies for external connections   | 82 756            | 664 593   | 915 415                 | 7 875 173  |
| 85489090 | other waste and scrap of other primary cells,primary batteries, and electric accumulator of used in aircraft                  | 586               | 187 302   | 18 943                  | 145 773    |
| 86039000 | Self-propelled railway or tramway coaches, van and truck of powered from internal source of electricity                       | -                 | 645 200   | -                       | 18 756 335 |
| 86040000 | Railway/tramway maintenance/service vehicles, whether or,not self-propelled   | -                 | 780       | -                       | 1 000      |
| 86050000 | Railway/tramway passenger coach&oth special purpose railwayor tramway coaches not self-propelled                              | -                 | 2 592 900 | -                       | 29 864 862 |
| 86061000 | Tank wagons and the like  | 4 500             | 4 500     | 59 000                  | 59 000     |
| 86071200 | Railway or tramway locomotives or rolling stock; parts, bogies and bissel-bogies (excluding driving bogies and bissel-bogies) | -                 | 7 805     | -                       | 4 302      |
| 86071900 | Axles and wheels, and parts thereof   | 275 025           | 7 013 128 | 423 209                 | 10 796 711 |
| 86072100 | Air brakes and parts thereof  | -                 | 334       | -                       | 7 634      |
| 86072900 | Brakes and parts thereof other than air brakes  | -                 | 1 238     | -                       | 1 941      |
| 86073000 | Hooks & oth coupling devices, buffers, and parts thereof  | -                 | 281       | -                       | 13 413     |
| 86079900 | Railway or tramway rolling stock; parts n.e.c. in heading no. 8607  | 9 754             | 164 013   | 226 013                 | 3 755 329  |
| 86080090 | non electro-mechc equip of railway/tramway track fixtures,fitting, mechanic signaling,safety/traffic control equipment        | -                 | 571       | -                       | 36 572     |
| 86090010 | Containers of metal,designed&equipped for carriage by one/more modes of transport   | 1 270 336         | 3 627 915 | 688 191                 | 2 422 640  |
| 86090090 | Containers of oth material,designed&equipped for carriage by one/more modes of transport                                      | 39 860            | 266 248   | 222 490                 | 458 461    |
| 87011011 | Single axle tractor of power <=22.5kW,whether or not electricity for agricultural use   | 17 427            | 63 634    | 117 849                 | 278 981    |
| 87011019 | Single axle tractor of power <=22.5kW,whether or not electricity for other than agricultural use                              | -                 | 218       | -                       | 128        |
| 87011091 | Single axle tractor of power >22.5kW,whether or not electricity for agricultural use  | -                 | 5 633     | -                       | 21 839     |
| 87011099 | Single axle tractor of power >22.5kW,whether or not electricity for other than agricultural use                               | -                 | 1 200     | -                       | 6 453      |
| 87012010 | Road tractors for semi-trailers,ckd   | -                 | 43        | -                       | 105        |
| 87012099 | Road tractors for semi-trailers, used goods, not ckd  | -                 | 26 034    | -                       | 47 583     |
| 87013000 | Track-laying tractors   | -                 | 10 098    | -                       | 212 683    |
| 87019110 | Agriculture tractors of engine power <=18kW   | 2 080             | 11 720    | 9 600                   | 78 800     |
| 87019190 | Other tractors of engine power <=18kW   | -                 | 125       | -                       | 100        |
| 87019210 | Agriculture tractors of engine 18kW>power<=37kW   | 73 040            | 4 598 568 | 535 033                 | 44 366 907 |
| 87019310 | Agriculture tractors of engine 37kW>power<=75kW   | 12 174            | 426 262   | 111 418                 | 4 094 888  |
| 87019410 | Agriculture tractors of engine 75kW>power<=130kW  | -                 | 3 721     | -                       | 50 000     |
| 87019510 | Agriculture tractors of engine power > 130kW  | 3 019             | 23 734    | 16 972                  | 86 008     |
| 87019590 | Other tractors of engine power > 130kW  | 50                | 50        | 50                      | 50         |
| 87021010 | Motor cars(incl stretch limousine)for transport>=10 person,diesel/semi-diesel, ckd  | -                 | 13 385    | -                       | 55 215     |
| 87021041 | Motor coach,bus/minibus,for transport>=10 person, g.v.w.>= 6 t but <=18 t,diesel/semi-diesel, ckd                             | 10 200            | 12 350    | 60 714                  | 71 777     |
| 87021042 | Motor coach,bus/minibus,for transport>=10 person, g.v.w.> 24 t, diesel/semi-diesel, ckd                                       | -                 | 32 400    | -                       | 243 280    |
| 87021049 | Motor coach,bus/minibus,for transport>=10 person, g.v.w.> 18 t but <=24 t,diesel/semi-diesel, ckd                             | -                 | 7 500     | -                       | 9 500      |
| 87021050 | Other motor vehicles for the transport >= 10 persondiesel/semi-diesel, ckd  | 1 885             | 4 885     | 9 284                   | 21 069     |
| 87021060 | Motor cars(incl stretch limousine)for transport>=10 person,diesel/semi-diesel, ckd  | -                 | 294 613   | -                       | 4 157 371  |

Tabel 3 : Ekspor Indonesia menurut Komoditi ( Kode HS 8 digit )

|          |   | Oktober 2020      |             |                         |             |
|----------|---|-------------------|-------------|-------------------------|-------------|
| Kode H S | Uraian golongan barang  | Berat bersih (Kg) |             | Nilai F.O.B. ( U S \$ ) |             |
|          |   | Bulan ini         | Kumulatif   | Bulan ini               | Kumulatif   |
| (1)      | (2)   | (3)               | (4)         | (5)                     | (6)         |
| 87021099 | Oth motor vehicles for the transport >= 10 person, g.v.w<= 24 t,diesel/semi-diesel, not ckd                         | -                 | 5 000       | -                       | 10 000      |
| 87022031 | Other motor coach,bus/minibus,for transport >=30 person,g.v.w.>= 6 t but <=18 t,w/piston engine(diesel-hybrid), ckd | -                 | 3 810       | -                       | 20 020      |
| 87031010 | Golf cars (including golf buggies) Vhcl specially desig transport of persons for travel on snow                     | -                 | 886         | -                       | 12 420      |
| 87031090 | Oth than, Golf cars vhcl specially designe transport of persons   | 38 000            | 303 288     | 102 000                 | 644 843     |
| 87032121 | Other motor cars (Station Wagon & sport cars) of 4WD gasoline of cilynder <1000cc, CKD                              | -                 | 1 967       | -                       | 12 955      |
| 87032129 | Other motor car (Station Wagon & sport cars) of 4WDgasoline of cilynder <1000cc, CKD                                | -                 | 445 314     | -                       | 2 574 656   |
| 87032130 | Vans, gasoline of cilynder <1000cc, CKD   | 4 646             | 14 341      | 14 620                  | 79 906      |
| 87032159 | Oth motor car(Station Wagon&sport cars) of Not 4WDgasoline of cilynder <1000cc, Not CKD                             | 3 142 700         | 14 810 570  | 22 261 256              | 108 420 224 |
| 87032190 | Vans, gasoline of cilynder <1000cc, Not CKD   | 38 850            | 1 038 563   | 215 658                 | 5 221 671   |
| 87032217 | sedan, gasoline of a cylinder 1,000 < cc <= 1,500, CKD  | -                 | 3 170       | -                       | 21 650      |
| 87032221 | Other motor car (Station Wagon&sport cars) of 4WDgasoline of a cylinder 1,000 < cc <= 1,500, CKD                    | -                 | 2 500       | -                       | 7 000       |
| 87032229 | Other motor car (Station Wagon&sport cars) Not of 4WDgasoline of a cylinder 1,000 < cc <= 1,500, CKD                | 574 153           | 6 116 770   | 4 613 252               | 50 000 452  |
| 87032251 | Other motor car (Station Wagon&sport cars) of 4WDgasoline of a cylinder 1,000 < cc <= 1,500, Not CKD                | -                 | 1 797       | -                       | 13 780      |
| 87032259 | Oth motor car (Station Wagon&sport cars) of Not 4WDgasoline of a cylinder 1,000 < cc <= 1,500, Not CKD              | 18 669 165        | 101 868 454 | 160 552 560             | 861 439 910 |
| 87032290 | Vans, gasoline of a cylinder 1,000 < cc <= 1,500, Not CKD   | 1 722 199         | 10 388 237  | 16 809 168              | 96 151 947  |
| 87032314 | Motor-home, CKDgasoline of a cylinder 1,500 < cc <= 3,000, CKD  | -                 | 1 500       | -                       | 1 948       |
| 87032321 | sedan, gasoline of a cylinder 1,500 < cc <= 1,800, CKD  | -                 | 5 470       | -                       | 69 169      |
| 87032323 | sedan, gasoline of a cylinder 2,000 < cc <= 2,500, CKD  | -                 | 5 350       | -                       | 70 214      |
| 87032333 | Other motor cars (Station Wagon&sport cars) of 4WDgasoline of a cylinder 2,000 < cc <= 2,500, CKD                   | -                 | 4 500       | -                       | 33 505      |
| 87032356 | Sedan, gasoline of a cylinder 1,800 < cc <= 2,000, Not CKD  | -                 | 3 471       | -                       | 53 352      |
| 87032358 | Sedan, gasoline of a cylinder >2,500cc, Not CKD   | -                 | 3 572       | -                       | 98 182      |
| 87032361 | Other motor cars Station (Wagon&sport cars) of 4WD gasoline of a cylinder 1,500 < cc <= 1,800, Not CKD              | -                 | 1 047       | -                       | 3 585       |
| 87032362 | Other motor cars Station (Wagon&sport cars) of 4WD gasoline of a cylinder 1,800 < cc <= 2,000, Not CKD              | -                 | 3 677       | -                       | 36 734      |
| 87032365 | Oth motor car(Station Wagon&sport cars) of Not 4WDgasoline of a cylinder 1,500 < cc <= 1,800, Not CKD               | 2 313 590         | 57 444 262  | 19 234 996              | 492 320 599 |
| 87032367 | Oth motor car(Station Wagon&sport cars) of Not 4WDgasoline of a cylinder 2,000 < cc <= 2,500, Not CKD               | 836 595           | 5 238 426   | 8 064 557               | 49 569 113  |
| 87032368 | Oth motor car(Station Wagon&sport cars) of Not 4WDgasoline of a cylinder >2,500cc, Not CKD                          | 3 945 035         | 41 001 263  | 43 071 916              | 431 625 512 |
| 87032449 | Sedan, gasoline of a cylinder >3000cc, of Not 4WD, Not CKD  | 1 894             | 16 288      | 89 766                  | 1 973 522   |
| 87032451 | Other motor cars (Station Wagon&sport cars) of 4WDgasoline of a cylinder >3000cc, Not CKD                           | -                 | 2 000       | -                       | 11 040      |
| 87032459 | Oth motor car(Station Wagon&sport cars) of Not 4WDgasoline of a cylinder >3000cc, Not CKD                           | -                 | 3 540       | -                       | 5 152       |
| 87032469 | Other than wagon,sport car & vans, of Not 4WDgasoline of a cylinder >3000cc, Not CKD                                | -                 | 3 900       | -                       | 15 000      |
| 87033129 | Other motor cars (Station Wagon&sport cars) of Not 4WDDiesel of cylinder <1500cc, CKD                               | -                 | 3 940       | -                       | 14 350      |
| 87033232 | Other motor cars (Station Wagon&sport cars) of 4WDDiesel of cylinder 1,800 < cc <=2,000, CKD                        | -                 | 5 900       | -                       | 15 000      |
| 87033234 | Other motor cars (Station Wagon&sport cars) of Not 4WDDiesel of cylinder 1,500 < cc <=1,800, CKD                    | -                 | 3 690       | -                       | 43 389      |
| 87033243 | Vans, Diesel of cylinder > 2,000, of 4WD, CKD   | -                 | 2 500       | -                       | 16 000      |
| 87033276 | Oth motor car(Station Wagon&sport cars) of Not 4WDDiesel of cylinder > 2,000cc, Not CKD                             | -                 | 132 960     | -                       | 1 677 907   |
| 87033281 | Vans of 4WDDiesel of cylinder 1,500 < cc <=1,800, Not CKD   | 825               | 3 347       | 2 840                   | 8 740       |
| 87033283 | Vans, diesel of cylinder > 2,000cc, of 4WD, Not CKD   | -                 | 1 800       | -                       | 4 793       |
| 87033340 | Other, diesel of cylinder > 2,500cc, of 4WD, CKD  | -                 | 4 420       | -                       | 21 990      |



Tabel 3 : Ekspor Indonesia menurut Komoditi ( Kode HS 8 digit )

|          |  | Oktober 2020      |           |                         |            |
|----------|--|-------------------|-----------|-------------------------|------------|
| Kode H S | Uraian golongan barang   | Berat bersih (Kg) |           | Nilai F.O.B. ( U S \$ ) |            |
|          |  | Bulan ini         | Kumulatif | Bulan ini               | Kumulatif  |
| (1)      | (2)  | (3)               | (4)       | (5)                     | (6)        |
| 87033371 | Other motor cars (Station Wagon&sport cars) of 4WDDiesel of cylinder 2,500 < cc <= 3,000, Not CKD                | -                 | 2 091     | -                       | 31 033     |
| 87033372 | Other motor cars (Station Wagon&sport cars) of 4WDDiesel of cylinder > 3,000cc, Not CKD                          | -                 | 17 780    | -                       | 98 062     |
| 87033380 | Oth motor car(Station Wagon&sport cars) of Not 4WD diesel of cylinder > 2,500cc, Not CKD                         | -                 | 4 182     | -                       | 62 171     |
| 87033390 | Other, diesel of cylinder > 2,500cc  | 4 000             | 4 000     | 16 500                  | 16 500     |
| 87034016 | Motor-homesgasoline hybrid-eng can't be charged, < 2,000cc, CKD  | -                 | 2 770     | -                       | 66 164     |
| 87034018 | Sedan gasoline hybrid-eng can't be charged, cylinder capacity > 1,500cc, CKD                                     | -                 | 1 780     | -                       | 15 289     |
| 87034023 | Oth motor car(Station Wagon&sport car)Of 4WDgasoline hybrid-eng can't be charged,1,500<cc<=2000cc,CKD            | -                 | 1 880     | -                       | 44 470     |
| 87034042 | Hearses gasoline hybrid-eng can't be charged,1,000cc<cylinder capacity<=1,500cc,Not CKD                          | -                 | 12 500    | -                       | 49 830     |
| 87034047 | Hearses gasoline hybrid-eng can't be charged, cylinder capacity > 3,000cc, Not CKD                               | -                 | 10 000    | -                       | 73 480     |
| 87034068 | Sedan gasoline hybrid-eng can't be charged, cylinder capacity>3000cc,of Not 4WD, Not CKD                         | -                 | 2 055     | -                       | 16         |
| 87035096 | Vans of 4WD diesel hybrid-eng can't be charge,2,500<cc<=3,000, Not CKD   | 5 367             | 20 921    | 12 648                  | 45 248     |
| 87039099 | Other other motor vehicles designed for person, not CKD  | 10 570            | 25 555    | 74 748                  | 214 187    |
| 87041013 | Motor vehicles for transport of good design for off-highway usewith g.v.w. < 5 t, CKD                            | 50 300            | 230 468   | 273 224                 | 1 200 136  |
| 87041014 | Motor vehicles for transport of good design for off-highway usewith 5 t < g.v.w. < 10 t, CKD                     | -                 | 48 760    | -                       | 202 661    |
| 87041017 | Motor vehicles for transport of good design for off-highway usewith 24 t < g.v.w. < 45 t, CKD                    | -                 | 31 111    | -                       | 380 000    |
| 87041018 | Motor vehicles for transport of good design for off-highway usewith g.v.w. > 45 t, CKD                           | -                 | 4 575 380 | -                       | 10 940 000 |
| 87041031 | Motor vehicles for transport of good design for off-highway usewith g.v.w. < 5 t, not CKD                        | 3 200             | 34 900    | 24 778                  | 247 640    |
| 87041035 | Motor vehicles for transport of good design for off-highway usewith 24 t < g.v.w. < 38 t, not CKD                | 68 000            | 552 296   | 170 000                 | 1 055 183  |
| 87041037 | Motor vehicles for transport of good design for off-highway usewith g.v.w. > 45 t, not CKD                       | -                 | 1 915 586 | -                       | 20 579 223 |
| 87042119 | Motor vehicles for transport of good, diesel, g.v.w <= 5 tother refrigerated lorries (trucks), CKD               | 128 841           | 1 182 507 | 408 969                 | 5 728 413  |
| 87042129 | Motor vehicles for transport of good, diesel, g.v.w <= 5 tother lorries (trucks), not CKD                        | 487 200           | 5 063 949 | 3 815 856               | 32 433 148 |
| 87042223 | Motor vhcl for transport of good, diesel, 5 t< g.v.w<= 6 ttanker vehicles; bulk-cement lorries (trucks), not CKD | -                 | 137 337   | -                       | 356 730    |
| 87042229 | Motor vehicles for transport of good, diesel, 5 t< g.v.w<= 6 tother lorries (trucks), not CKD                    | 143 325           | 1 268 916 | 533 596                 | 3 241 032  |
| 87042243 | Motor vhcl for transport of good,diesel, 6 t< g.v.w<= 20 ttanker vehicles; bulk-cement lorries (trucks), not CKD | -                 | 8 090     | -                       | 255 063    |
| 87042251 | Oth Motor vehicles for transport of good,dieselwith 6 t < g.v.w <= 10 t not CKD                                  | -                 | 2 205     | -                       | 24 450     |
| 87042259 | Oth Motor vehicles for transport of good,dieselother g.v.w, not CKD  | 8 990             | 1 942 551 | 62 431                  | 14 255 738 |
| 87042319 | Motor vhcl for transport of good,diesel,20 t< g.v.w<= 24 tother refrigerated lorries (trucks), CKD               | -                 | 1 450     | -                       | 7 526      |
| 87043119 | Motor vhcl for transport of goods, gasolin, g.v.w <= 5 tothe refrigerated lorries (trucks), CKD                  | -                 | 20 560    | -                       | 104 000    |
| 87043123 | Motor vhcl for transport of goods, gasolin, g.v.w <= 5 ttanker vehicles; bulk-cement lorries (trucks), not CKD   | -                 | 2         | -                       | 126        |
| 87043129 | Motor vhcl for transport of goods, gasolin, g.v.w <= 5 tother lorries (trucks), not CKD                          | 1 049 785         | 4 437 651 | 9 804 196               | 39 759 833 |
| 87043299 | Motor vhcl for transport of goods, gasolin, g.v.w > 45 tother lorries (trucks), not CKD                          | -                 | 10 000    | -                       | 35 000     |
| 87049010 | Oth motor vhcl for the transport of goods CKD  | -                 | 2 500     | -                       | 22 331     |

Tabel 3 : Ekspor Indonesia menurut Komoditi ( Kode HS 8 digit )

|          |  | Oktober 2020      |           |                         |            |
|----------|--|-------------------|-----------|-------------------------|------------|
| Kode H S | Uraian golongan barang   | Berat bersih (Kg) |           | Nilai F.O.B. ( U S \$ ) |            |
|          |  | Bulan ini         | Kumulatif | Bulan ini               | Kumulatif  |
| (1)      | (2)  | (3)               | (4)       | (5)                     | (6)        |
| 87049091 | Oth motor vhcl for the transport of goodswith g.v.w. <= 5 t, not CKD   | 32 920            | 87 522    | 206 565                 | 547 763    |
| 87049092 | Oth motor vhcl for the transport of goodswith 5 t < g.v.w. <= 10 t, not CKD  | -                 | 3 728     | -                       | 7 181      |
| 87049093 | Oth motor vhcl for the transport of goodswith 10 t < g.v.w. <= 20 t, not CKD   | -                 | 15 100    | -                       | 38 750     |
| 87051000 | Special purpose motor vhcl, not design for person & goodcrane lorries  | -                 | 519       | -                       | 11 542     |
| 87052000 | Special purpose motor vhcl, not design for person & goodmobile drilling derricks                                       | -                 | 22 100    | -                       | 43 943     |
| 87053000 | Special purpose motor vhcl, not design for person & goodfire fighting vehicles   | -                 | 13 000    | -                       | 229 583    |
| 87059050 | Oth special purpose motor vhcl,not design for person & goodStreet cleaning vhcl, cesspool emptiers, mobile clinics     | -                 | 1         | -                       | 1          |
| 87059090 | Oth special purpose motor vhcl,not design for person & goodother special vhcl  | -                 | 67 284    | -                       | 283 104    |
| 87060011 | Chassis fitted with engines for vhcl of heading 8701for agricultural tractors  | -                 | 30        | -                       | 100        |
| 87060019 | Chassis fitted with engines for vhcl of heading 8701other agricultural tractors  | 50                | 50        | 50                      | 50         |
| 87060022 | Chassis fitted with engines for vhcl of heading 8702other, for vehicles with g.v.w. <= 24 t                            | -                 | 6 450     | -                       | 50 571     |
| 87060033 | Chassis fitted with engines for vhcl of heading 8703for motor car (incl stat wagon & sport car,but not incl van)       | 1 682             | 12 816    | 7 940                   | 70 540     |
| 87060039 | Chassis fitted with engines for vhcl of heading 8703for oth motor car  | -                 | 1 229     | -                       | 11 494     |
| 87071010 | Bodies (incl cabs), for the motor vhcl of heading 8703for go-kart and golf car(incl golf buggy) & similar vhcl         | -                 | 631       | -                       | 50         |
| 87071090 | Bodies (incl cabs), for the motor vhcl of heading 8703for other vhcl   | 11 418            | 121 271   | 218 707                 | 1 280 662  |
| 87079011 | Bodies (incl cabs), for oth the motor vhcl of heading 8701driver's cabin for vehicles of subheading 870120             | -                 | 693       | -                       | 2 776      |
| 87079019 | Bodies (incl cabs), for oth the motor vhcl of oth vhcl of heading 870120   | 4 040             | 4 141     | 2 050                   | 2 803      |
| 87079021 | Bodies (incl cabs), for oth the motor vhcl of heading 8702for motor car (incl stretch limo but not incl coach,bus/van) | -                 | 9 388     | -                       | 25 933     |
| 87079029 | Bodies (incl cabs), for oth the motor vhcl of heading 8702for oth motor car (incl limo but not incl coach,bus/van)     | -                 | 27        | -                       | 94         |
| 87079040 | Bodies (incl cabs), for oth the motor vhcl of heading 8704 driver's cabin for dumpers designed for off-highway use     | 8                 | 8         | 150                     | 150        |
| 87079090 | Bodies (incl cabs), for oth the motor vhcl of heading 8704 oth driver's cabin for dumpers designed for off-highway use | 36 000            | 2 290 086 | 190 717                 | 12 132 308 |
| 87081010 | Bumper/parts and acc motor vhcl of heading 8701 to 8705for vehicles of heading 8701                                    | 4                 | 63 652    | 60                      | 28 337     |
| 87081090 | Bumper/parts and acc motor vhcl of heading 8701 to 8705for other vehicles of heading 8701                              | 472 164           | 2 289 533 | 1 402 682               | 12 234 879 |
| 87082100 | Safety seat belts motor vhcl of heading 8701 to 8705   | 30 684            | 192 219   | 301 099                 | 2 027 952  |
| 87082911 | Components of door trim assemblies for vehicles of heading 8701  | -                 | 713       | -                       | 9 770      |
| 87082915 | Components of door trim assemblies, door armrests for vehicles of heading 8703   | 43 635            | 349 344   | 458 727                 | 3 360 404  |
| 87082916 | Components of door trim assemblies, for other vehicles of heading 8701   | 289 793           | 2 131 435 | 2 635 844               | 18 768 977 |
| 87082917 | Components of door trim assemblies, for vehicles of subheading 8704.10   | 60                | 200       | 100                     | 284        |
| 87082918 | Components of door trim assemblies, for vhcl of heading 8702 or oth vhcl of heading 8704                               | 8 820             | 46 790    | 19 013                  | 107 005    |
| 87082919 | Components of door trim assemblies, for other vhcl of heading 87.02 or oth vhcl of heading 8704                        | 40 113            | 206 822   | 255 761                 | 1 302 774  |
| 87082920 | Parts of safety seat belts   | 9 879             | 96 730    | 73 415                  | 626 277    |
| 87082993 | Interior trim fittings, mudguardsfor vehicles of heading 8703  | 241 645           | 1 708 765 | 1 720 265               | 12 537 522 |

Tabel 3 : Ekspor Indonesia menurut Komoditi ( Kode HS 8 digit )

|          |  | Oktober 2020      |            |                         |             |
|----------|--|-------------------|------------|-------------------------|-------------|
| Kode H S | Uraian golongan barang   | Berat bersih (Kg) |            | Nilai F.O.B. ( U S \$ ) |             |
|          |  | Bulan ini         | Kumulatif  | Bulan ini               | Kumulatif   |
| (1)      | (2)  | (3)               | (4)        | (5)                     | (6)         |
| 87082994 | Hood rods for vehicles of heading 8703   | 256               | 1 648      | 1 947                   | 9 103       |
| 87082995 | Other interior trim fittings, mudguardsfor vehicles of heading 8703                                  | 1 258 414         | 8 275 827  | 7 122 816               | 50 727 583  |
| 87082996 | Interior trim fittings; mudguardsfor vehicles of heading 8702 or 8704                                | 32                | 5 793      | 204                     | 46 274      |
| 87082997 | Hood rods for vehicles of heading 8702 or 8704   | 342               | 538        | 1 899                   | 2 904       |
| 87082998 | Other interior trim fittings, mudguardsfor vehicles of heading 8702 or 8704                          | 13 863            | 114 851    | 80 002                  | 622 692     |
| 87082999 | Other interior trim fittings, mudguards  | 613 357           | 5 556 098  | 3 817 625               | 29 813 678  |
| 87083010 | Brakes and servo-brakes; parts thereof for vehicles of heading 8701                                  | 13                | 414        | 380                     | 13 716      |
| 87083021 | Brake drums, brake discs or brake pipes for vehicles of heading 8703                                 | 590 906           | 7 149 876  | 1 896 323               | 26 908 960  |
| 87083029 | Other brake drums, brake discs or brake pipes for vehicles of heading 8703                           | 80 262            | 381 367    | 864 679                 | 5 448 641   |
| 87083030 | Brake drums, brake discs or brake pipes for vehicles of heading 8702 or 8704                         | 210               | 46 879     | 153                     | 101 971     |
| 87083090 | Other brake drums, brake discs or brake pipes for vehicles of heading 8702 or 8704                   | 227 286           | 1 699 727  | 448 731                 | 3 990 213   |
| 87084011 | Gear boxes, unassembled for vehicles of heading 8703   | 55 317            | 450 175    | 625 061                 | 4 861 167   |
| 87084013 | Gear boxes, unassembled for vehicles of heading 8704 or 8705   | 25 700            | 415 565    | 5 100                   | 93 578      |
| 87084014 | Gear boxes, unassembled for vehicles of heading 8701   | 426               | 426        | 6 732                   | 6 732       |
| 87084019 | Other gear boxes, unassembled  | 8 141             | 106 430    | 102 101                 | 1 565 541   |
| 87084025 | Gear boxes, assembled for vehicles of heading 8701   | -                 | 27 014     | -                       | 562 088     |
| 87084026 | Gear boxes, assembled for vehicles of heading 8703   | 1 388 924         | 12 093 078 | 27 624 134              | 225 984 584 |
| 87084027 | Gear boxes, assembled for vehicles of heading 87.04 or 87.05   | 215               | 390        | 250                     | 5 735       |
| 87084029 | Other gear boxes, assembled  | 13 390            | 57 855     | 59 328                  | 216 253     |
| 87084091 | Parts for vehicles of heading 8701   | 1 545             | 3 156      | 2 365                   | 23 818      |
| 87084092 | Parts for vehicles of heading 8703   | 158 923           | 1 474 252  | 745 141                 | 6 281 378   |
| 87084099 | Other parts  | 197 015           | 1 608 770  | 1 204 317               | 10 829 214  |
| 87085011 | Drive axl with differential, w/ or w/o transmission compunassembled for vhcl of heading 8703         | 42 683            | 316 086    | 215 915                 | 2 470 950   |
| 87085013 | Drive axl with differential, w/ or w/o transmission compunassembled for vhcl of heading 8704 or 8705 | 250               | 80 316     | 212                     | 34 728      |
| 87085019 | Drive axl with differential, w/ or w/o transmission compother unassembled                            | 80                | 7 194      | 126                     | 47 545      |
| 87085025 | Drive axl with differential, w/ or w/o transmission compsambled for vehicles of heading 8701         | -                 | 52         | -                       | 1 531       |
| 87085026 | Drive axl with differential, w/ or w/o transmission compsambled for vehicles of heading 8703         | 1 015 744         | 7 219 811  | 14 762 558              | 104 008 708 |
| 87085027 | Drive axl with differential, w/ or w/o transmission compsambled for vehicles of heading 8704 or 8705 | -                 | 21 512     | -                       | 46 431      |
| 87085029 | Drive axl with differential, w/ or w/o transmission compother ansambled                              | 450 172           | 3 014 261  | 2 509 756               | 18 816 415  |
| 87085091 | Crown wheels and pinionspart for vhcl of heading 8701  | 8 784             | 57 804     | 53 232                  | 349 630     |
| 87085092 | Other crown wheels and pinionspart for vhcl of heading 8702  | 10 353            | 94 580     | 50 990                  | 370 041     |
| 87085095 | Other crown wheels and pinions part for vehicles of heading 8703                                     | 33 763            | 76 585     | 351 863                 | 568 784     |
| 87085096 | Crown wheels and pinions part for other vehicles   | -                 | 1 302      | -                       | 27 376      |
| 87085099 | Other crown wheels and pinions part for other vehicles   | 34 754            | 396 105    | 212 844                 | 2 357 710   |
| 87087015 | Hub-caps for vehicles of heading 8701  | 42                | 92         | 667                     | 818         |
| 87087016 | Hub-caps for vehicles of heading 8703  | 192               | 16 397     | 1 765                   | 70 221      |
| 87087018 | Hub-caps for other vehicles of heading 8702 or 8704  | 10                | 1 482      | 12                      | 3 305       |
| 87087019 | Other Hub-capsfor other vehicles of heading 8702 or 8704   | 517 294           | 3 285 823  | 2 544 357               | 16 492 248  |
| 87087021 | Wheels fitted with tyres for vehicles of heading 8701  | 985 566           | 985 566    | 9 944 733               | 9 944 733   |
| 87087022 | Wheels fitted with tyres for vehicles of heading 8703  | 1 148             | 5 630      | 2 725                   | 18 905      |
| 87087029 | Other wheels fitted with tyres   | 523               | 3 023      | 420                     | 4 384       |
| 87087031 | Wheels not fitted with tyres for vhcl of heading 8701  | 6 215             | 55 767     | 24 673                  | 168 773     |
| 87087032 | Wheels not fitted with tyres for vhcl of heading 8703  | 4 384 408         | 41 014 128 | 18 113 855              | 167 484 326 |
| 87087033 | Wheels not fitted with tyres for dumper design for off-higghway use g.v.w w/ > 45 t                  | -                 | 6          | -                       | 18          |

Tabel 3 : Ekspor Indonesia menurut Komoditi ( Kode HS 8 digit )

|          |   | Oktober 2020      |           |                         |            |
|----------|---|-------------------|-----------|-------------------------|------------|
| Kode H S | Uraian golongan barang  | Berat bersih (Kg) |           | Nilai F.O.B. ( U S \$ ) |            |
|          |   | Bulan ini         | Kumulatif | Bulan ini               | Kumulatif  |
| (1)      | (2)   | (3)               | (4)       | (5)                     | (6)        |
| 87087034 | Wheels not fitted with tyres for vhcl of heading 8702 / oth vhcl of heading 8704                      | 89 265            | 356 246   | 186 638                 | 689 502    |
| 87087039 | Other wheels not fitted with tyres  | -                 | 346       | -                       | 299        |
| 87087095 | Other road wheels and parts and accessories thereof for vhcl of heading 8701                          | -                 | 36        | -                       | 75         |
| 87087096 | Other road wheels and parts and accessories thereof for vehicles of heading 87.02 or 87.04            | 21 231            | 196 096   | 43 862                  | 404 855    |
| 87087097 | Other road wheels and parts and accessories thereof for vhcl of heading 8701                          | 337               | 5 885     | 7 804                   | 67 531     |
| 87087099 | Other road wheels and parts and accessories thereof for vhcl of other heading                         | 80 215            | 577 313   | 292 092                 | 2 197 945  |
| 87088015 | Suspension systems (including shock-absorbers)for vhcl of heading 8701                                | 2 213             | 18 900    | 11 433                  | 99 315     |
| 87088016 | Suspension systems (including shock-absorbers)for vhcl of heading 8703                                | 111 353           | 744 054   | 737 356                 | 5 460 330  |
| 87088017 | Suspension systems (including shock-absorbers)for vehicles of subheading 8704.10 or heading 87.05     | 999               | 6 165     | 7 066                   | 125 126    |
| 87088019 | Other suspension systems (including shock-absorbers)  | 306 700           | 2 384 249 | 1 103 586               | 5 603 630  |
| 87088091 | Part of suspension systems (including shock-absorbers)for vhcl of heading 8701                        | -                 | 38        | -                       | 6          |
| 87088092 | Part of suspension systems (including shock-absorbers)for vhcl of heading 8703                        | 147 971           | 856 498   | 565 911                 | 3 540 024  |
| 87088099 | Part of suspension systems (including shock-absorbers)for vhcl of other heading                       | 65 122            | 482 852   | 166 821                 | 1 701 130  |
| 87089116 | Radiators for vhcl of heading 8703  | 202 931           | 1 854 947 | 2 059 083               | 19 354 400 |
| 87089117 | Radiators for vhcl of heading 8702 or 8704for vhcl of subheading 8704.10                              | 69                | 743       | 1 978                   | 20 796     |
| 87089118 | Other radiators for vhcl of heading 8702 or 8705for vhcl of subheading 8704.10                        | 2 075             | 23 395    | 43 123                  | 401 756    |
| 87089119 | Other radiators for vhcl of heading 8702 or 8705  | 10 103            | 106 006   | 70 361                  | 924 183    |
| 87089191 | Part of radiators for vehicles of heading 8701  | -                 | 313       | -                       | 2 072      |
| 87089193 | Part of radiators drain plugs, for vehicles of heading 8703   | 145               | 1 344     | 818                     | 4 794      |
| 87089194 | Part of radiators for vhcl of heading 8702/8704drain plugs (excluding subheading 8704.10)             | 20                | 31        | 13                      | 41         |
| 87089195 | Other part of radiators for vehicles of heading 8703  | 10 396            | 32 976    | 21 671                  | 261 504    |
| 87089199 | Other part of radiators   | 419 208           | 3 723 463 | 4 619 656               | 41 029 377 |
| 87089210 | Silencers (mufflers) and exhaust pipes, parts thereof for vehicles of heading 87.01                   | -                 | 287       | -                       | 4 146      |
| 87089220 | Silencers (mufflers) and exhaust pipes, parts thereof for vehicles of heading 87.03                   | 23 253            | 127 735   | 764 551                 | 3 700 020  |
| 87089251 | Silencers (mufflers) and exhaust pipesfor vehicles of subheading 8704.10 :                            | 82                | 7 737     | 1 301                   | 60 331     |
| 87089252 | Part of silencers (mufflers) and exhaust pipesfor vehicles of subheading 8704.10 :                    | 55                | 1 374     | 314                     | 29 450     |
| 87089261 | Silencers (mufflers) and exhaust pipesfor vhcl of heading 87.02 or other vhcl of heading 8704         | 19                | 328       | 298                     | 2 776      |
| 87089262 | Part of silencers (mufflers) and exhaust pipesfor vhcl of heading 87.02 or other vhcl of heading 8705 | 6 749             | 101 128   | 73 276                  | 969 125    |
| 87089290 | Other part of silencers (mufflers) and exhaust pipes  | 19 436            | 191 478   | 422 001                 | 4 895 137  |
| 87089350 | Clutches and parts thereof for vehicles of heading 87.01  | 1 478             | 5 704     | 6 563                   | 20 136     |
| 87089360 | Clutches and parts thereof for vehicles of heading 8703   | 472 473           | 4 331 557 | 3 840 524               | 32 916 833 |
| 87089370 | Clutches and parts thereof for vehicles of heading 8704 or 8705                                       | 180 839           | 1 279 272 | 1 177 844               | 8 832 360  |
| 87089390 | Other clutches and parts thereof  | 84 950            | 879 246   | 784 644                 | 8 758 082  |
| 87089419 | Oth steering wheel, steering columns & boxes, part thereof  | -                 | 5 924     | -                       | 75 503     |
| 87089494 | Other steering wheels with airbag assemblies for vehicles of heading 8701                             | 103               | 250       | 1 670                   | 4 063      |
| 87089495 | Other steering wheels with airbag assemblies for vehicles of heading 8703                             | 129 661           | 1 088 493 | 1 243 992               | 10 298 496 |
| 87089499 | Other steering wheels with airbag assemblies  | 101 425           | 750 720   | 957 729                 | 7 693 114  |
| 87089510 | Safety airbags with inflater system   | 12 159            | 74 018    | 169 101                 | 1 014 683  |
| 87089590 | Part of safety airbags with inflater system   | 39 463            | 232 528   | 872 802                 | 4 829 876  |

Tabel 3 : Ekspor Indonesia menurut Komoditi ( Kode HS 8 digit )

|          |   | Oktober 2020      |            |                         |             |
|----------|---|-------------------|------------|-------------------------|-------------|
| Kode H S | Uraian golongan barang  | Berat bersih (Kg) |            | Nilai F.O.B. ( U S \$ ) |             |
|          |   | Bulan ini         | Kumulatif  | Bulan ini               | Kumulatif   |
| (1)      | (2)   | (3)               | (4)        | (5)                     | (6)         |
| 87089911 | Unassembled fuel tanks; engine brackets, part & accessories of motor vhcl for vhcl heading 87.01  | 68 779            | 666 778    | 280 710                 | 2 670 911   |
| 87089919 | Other unassembled fuel tanks; engine brackets, part & accessories of motor vhcl for vhcl heading 87.01  | 9 349             | 155 127    | 69 554                  | 694 561     |
| 87089921 | Fuel tanks for vehicles of heading 87.02, 87.03 or 87.04 :  | 8 582             | 31 567     | 81 699                  | 263 220     |
| 87089924 | Lower half of the fuel tank; fuel caps; filler pipes, filler hose assembly for vhcl of heading 8702, 8703/8704  | 1 253             | 10 452     | 35 692                  | 279 065     |
| 87089925 | Other parts of fuel tanks   | 8 774             | 70 658     | 120 845                 | 1 558 310   |
| 87089930 | Accelerator, brake or clutch pedals   | 9 891             | 86 987     | 88 367                  | 888 680     |
| 87089940 | Battery carriers or trays and brackets therefor   | 5 857             | 15 240     | 10 854                  | 39 122      |
| 87089950 | Radiator shrouds  | 30                | 356        | 21                      | 10 407      |
| 87089961 | Chassis frames or parts thereof :for vehicles of heading 87.02  | -                 | 8 215      | -                       | 108 824     |
| 87089962 | Chassis frames or parts thereof :for vehicles of heading 87.03  | 119 801           | 383 124    | 402 140                 | 1 490 843   |
| 87089963 | Chassis frames or parts thereof :for vehicles of heading 87.04  | 26 668            | 248 603    | 68 252                  | 760 892     |
| 87089970 | Engine brackets   | 665 771           | 3 787 264  | 4 587 807               | 21 804 020  |
| 87089980 | Other chassis frames or parts thereof :   | 2 482 406         | 14 359 671 | 19 017 760              | 115 330 190 |
| 87089991 | Unassembled fuel tanks; engine bracketsfor vehicles of other than heading 87.03   | 6 897             | 162 761    | 112 848                 | 1 817 816   |
| 87089999 | Other unassembled fuel tanks; engine bracketsfor vehicles of other than heading 87.03   | 2 076 725         | 13 240 942 | 14 971 401              | 101 010 160 |
| 87091100 | Electrical works trucks, self propelled, not fitted with lifting equipment, of type used in factories, warehouses   | -                 | 353 250    | -                       | 100 118     |
| 87091900 | Vehicles; self-propelled, used for short distance transport of goods in factories/airports & such, & tractors of the type used on railway station platforms | -                 | 396 210    | -                       | 575 821     |
| 87099000 | Part of electrical works trucks, self propelled, not fittedw/ lifting equipment, of type used in factories, warehouses                                      | 134 189           | 307 679    | 279 722                 | 1 550 905   |
| 87100000 | Tanks and other armoured fighting vehicles, motorised,whether or not fitted w/ weapons, and parts of such vhcl  | 127               | 434        | 3 539                   | 261 635     |
| 87111015 | Other gasoline motorcycles and motor scootersCKD  | 3 030             | 34 529     | 16 620                  | 209 301     |
| 87111019 | Other gasoline motorcycles CKD  | 9 164             | 182 892    | 86 749                  | 1 888 056   |
| 87111095 | Other gasoline motorcycles and motor scooters not CKD   | 23 003            | 196 013    | 50 199                  | 865 222     |
| 87111099 | Other gasoline motorcycles not CKD  | 19 661            | 256 624    | 245 969                 | 3 761 772   |
| 87112011 | Gasoline motocross motorcycles with 50 < cc 250CKD  | 11 282            | 165 511    | 179 305                 | 2 554 680   |
| 87112012 | Gasoline moped & motorised bicycles with 50 < cc 250CKD   | 1 034 587         | 6 378 972  | 10 373 506              | 64 833 566  |
| 87112013 | Gasoline pocket motorcycles with 50 < cc 251CKD   | -                 | 452        | -                       | 10 401      |
| 87112014 | Other motorcycles (with or without side-cars) incl scooterswith 150 < cc < 200, CKD   | 67 731            | 635 150    | 1 014 400               | 9 501 619   |
| 87112015 | Other motorcycles (with or without side-cars) incl scooterswith 200 < cc < 250, CKD   | -                 | 217 389    | -                       | 2 542 869   |
| 87112016 | Other motorcycles (with or without side-cars) incl scooterswith other cc  | 607 743           | 3 810 226  | 3 481 689               | 21 890 067  |
| 87112019 | Other motorcycles, CKD  | 1 291 602         | 6 965 973  | 15 609 202              | 82 409 953  |
| 87112091 | Motocross motorcyclesnot CKD  | 290 529           | 1 366 898  | 3 458 045               | 18 431 331  |
| 87112092 | Mopeds and motorised bicycles not CKD   | -                 | 23 660     | -                       | 593 936     |
| 87112094 | Other motorcycles (w/ or without side-cars) incl scooters with 150 < cc < 200, not CKD  | 4 058 986         | 22 466 969 | 47 966 739              | 260 752 104 |
| 87112095 | Other motorcycles (w/ or without side-cars) incl scooters with 200 < cc < 250, not CKD  | 196 063           | 1 420 785  | 3 537 054               | 23 998 781  |
| 87112096 | Other motorcycles (w/ or without side-cars) incl scooters with other cc, not CKD  | 5 170 818         | 42 207 898 | 56 625 294              | 440 774 721 |
| 87112099 | Other motorcycles not CKD   | 77 902            | 336 181    | 887 714                 | 3 922 397   |
| 87113019 | Motocross motorcycles, not CKD  | -                 | 17         | -                       | 522         |
| 87113090 | Other motocross motorcycles, not CKD  | 758 021           | 7 969 410  | 10 334 880              | 106 427 594 |
| 87114090 | Other gasoline motocross motorcycles, not CKDwith 500 < cc < 800  | -                 | 669        | -                       | 14 934      |
| 87115090 | Gasoline motocross motorcycles, CKDwith cc > 800  | 855               | 5 670      | 22 048                  | 145 255     |
| 87116011 | Bicycles, CKD, with electric motor for propulsion   | -                 | 991        | -                       | 85 141      |
| 87116013 | Other motorcycles with electric motor for propulsion, CKD   | -                 | 200        | -                       | 2 345       |
| 87116019 | Other cycles with electric motor for propulsion, CKD  | -                 | 623        | -                       | 6 525       |
| 87116091 | Bicycles with electric motor for propulsion, not CKD  | 209               | 2 493      | 20                      | 102 604     |

Tabel 3 : Ekspor Indonesia menurut Komoditi ( Kode HS 8 digit )

|          |   | Oktober 2020      |            |                         |             |
|----------|---|-------------------|------------|-------------------------|-------------|
| Kode H S | Uraian golongan barang  | Berat bersih (Kg) |            | Nilai F.O.B. ( U S \$ ) |             |
|          |   | Bulan ini         | Kumulatif  | Bulan ini               | Kumulatif   |
| (1)      | (2)   | (3)               | (4)        | (5)                     | (6)         |
| 87116093 | Other motorcycles with electric motor for propulsion,not CKD  | 8 033             | 17 903     | 36 260                  | 160 691     |
| 87116099 | Other cycles with electric motor for propulsion, not CKD  | -                 | 57         | -                       | 3 640       |
| 87119060 | Other motorcycles with/without side cars, CKD   | 37 000            | 281 556    | 92 004                  | 653 418     |
| 87119090 | Other motorcycles with/without side cars, not CKD   | 61 211            | 361 117    | 449 888                 | 2 776 050   |
| 87120010 | Racing bicycles not motorised.  | 20 089            | 146 808    | 733 758                 | 4 324 398   |
| 87120020 | Bicycles designed to be ridden by children not motorised.   | 6 630             | 58 645     | 90 511                  | 613 867     |
| 87120030 | Other bicycles not motorised.   | 878 707           | 6 695 164  | 12 232 303              | 88 061 006  |
| 87120090 | Other cycles (incl delivery tricycles), not motorised.  | 1 699             | 85 132     | 3 389                   | 261 559     |
| 87139000 | Carriages for disabled persons, with mechanically propelled   | -                 | 7 885      | -                       | 39 280      |
| 87141010 | Saddles of motorcycles (incl mopeds)  | 492               | 57 941     | 1 006                   | 141 781     |
| 87141020 | Spokes & nipples of motorcycles (incl mopeds)   | -                 | 12 470     | -                       | 29 504      |
| 87141030 | Frame& fork incl telescopic fork,rear suspens&part thereof of motorcycles (incl mopeds)                                 | 341 403           | 2 444 961  | 1 821 467               | 13 568 721  |
| 87141040 | Gearing,gearbox,clutch&oth transmission equipment & part thereof of motorcycles (incl mopeds)                           | 122 750           | 857 359    | 1 285 096               | 10 360 577  |
| 87141050 | Wheel rims of motorcycles (including mopeds) :  | 155 089           | 1 049 465  | 943 529                 | 6 832 314   |
| 87141060 | Brakes and parts thereof of motorcycles (incl mopeds)   | 307 695           | 1 804 137  | 2 909 703               | 16 926 285  |
| 87141070 | Silencer (muffler) & parts thereof of motorcycl(incl moped)   | 11 660            | 82 298     | 75 580                  | 754 824     |
| 87141090 | Other of motorcycles (including mopeds)   | 4 392 028         | 30 865 428 | 47 098 998              | 347 020 875 |
| 87142011 | Castor wheel of carr for disabled person of a dia/incl.tyre>=75 mm but<=100 mm, the width wheel/ tyre fitted is>=30 mm  | -                 | 16         | -                       | 20          |
| 87142019 | Castor wheel of carr for disabled person of a dia/incl.tyreOth.>=100mm but<=250mm the width wheel/ tyre fitted is>=30mm | 77 513            | 654 130    | 996 601                 | 8 257 583   |
| 87142090 | Other Castor wheel of carriages for disabled person   | -                 | 969        | -                       | 11 220      |
| 87149110 | Frames and forks, and parts thereof for bicycle of bicycles desined to be ridden by children                            | 584               | 1 876      | 4 288                   | 7 828       |
| 87149191 | Parts for other forks for bicycles desined to be riddenby children  | -                 | 20         | -                       | 34          |
| 87149199 | Other parts for other forks for bicycles desined to be by children  | 20 799            | 72 787     | 132 004                 | 803 383     |
| 87149210 | Wheel rims and spokes for bicyle desined to be by children  | 224               | 445        | 288                     | 2 137       |
| 87149290 | Oth. wheel rims and spokes for bicyle of heading 8712.00.20   | 33 134            | 195 938    | 110 779                 | 662 651     |
| 87149310 | Hubs-oth than coaster braking hubs&hub brakes, & free-wheelsprocket-wheels for bicycles desined to be by children       | 6                 | 6 545      | 4                       | 13 662      |
| 87149390 | Other hubs-oth than coaster braking hubs&hub brake, & free-wheel sprocket-wheels for bicycles desined to be by children | 176 202           | 497 477    | 1 703 323               | 4 656 101   |
| 87149410 | Brakes, incl.coaster braking hubs& hub brake,&part thereof For bicycles desined to be by children                       | -                 | 2 637      | -                       | 3 882       |
| 87149490 | Oth.Brakes, incl.coaster braking hubs& hub brake,&part thereof for bicycles desined to be by children                   | 64 937            | 120 953    | 681 459                 | 1 348 879   |
| 87149510 | Saddles for bicycles desined to be by children  | 10 886            | 65 603     | 58 766                  | 313 606     |
| 87149590 | Other saddles for bicycles desined to be by children  | 75                | 743        | 80                      | 20 662      |
| 87149610 | Pedals and crank-gear, and parts thereof for bicycles desined to be by children   | 150 666           | 969 382    | 533 877                 | 3 526 445   |
| 87149690 | Oth.pedals & crank-gear, and parts thereof for bicycles ofsubheading 8712.00.20   | 92                | 1 288      | 49                      | 29 586      |
| 87149911 | Handle bar, pillar, mudguard, reflector, carr, control cabl,lamp or bracket lugsoth.acc.for bicycl of subhead 87120020  | 4 110             | 30 759     | 30 357                  | 146 834     |
| 87149912 | Chain wheels and cranks; other parts for bicyles of heading8712.00.20   | 124               | 46 971     | 282                     | 130 666     |
| 87149991 | Oth handle bar, pillar, mudguard, reflector, carr, controlcabl,lamp/bracket lugsoth.acc.for bicycl of subhead 87120020  | 93 607            | 804 029    | 233 010                 | 2 451 157   |
| 87149993 | Other nipples for spokes for bicycles desined to be by children   | 1                 | 95         | 1                       | 3 268       |
| 87149994 | Chain wheels and cranks; other parts for bicyles desined to be by children  | 1 783 234         | 11 915 565 | 15 239 384              | 100 715 559 |
| 87150000 | Baby carriages and parts thereof.   | 876               | 24 955     | 8 240                   | 87 819      |
| 87161000 | Trailer&semitrailer of the caravan type for housing/camping   | -                 | 136        | -                       | 326         |
| 87162000 | Self-loading or self-unloading trailers and semi-trailers for agricultural purposes                                     | -                 | 100        | -                       | 1 000       |
| 87163991 | Agricultural trailers and semi-trailers having a carryingcapacity (payload) exceeding 200 t                             | 32 000            | 940 000    | 58 863                  | 874 836     |

Tabel 3 : Ekspor Indonesia menurut Komoditi ( Kode HS 8 digit )

| Kode H S | Uraian golongan barang   | Berat bersih (Kg) |            | Nilai F.O.B. ( U S \$ ) |            |
|----------|--|-------------------|------------|-------------------------|------------|
|          |  | Bulan ini         | Kumulatif  | Bulan ini               | Kumulatif  |
|          |  | (3)               | (4)        | (5)                     | (6)        |
| 87163999 | Agricultural trailers & semi-trailers not having a carrying capacity (payload) exceeding 200 t                               | 5 295             | 161 259    | 46 005                  | 241 998    |
| 87164000 | Trailers and semi-trailers; n.e.c. in item no. 8716.3  | -                 | 140 326    | -                       | 427 193    |
| 87168010 | Cart & wagon, sack truck, hand trolley & sim hand-propelled vehicle of a kind used in fact/workshop, except wheelbarrow      | 378               | 12 493     | 5 000                   | 108 673    |
| 87168020 | Wheelbarrows   | 94                | 340 413    | 101                     | 484 078    |
| 87168090 | Other wheelbarrows   | 380               | 5 588      | 8 793                   | 15 489     |
| 87169019 | Parts for trailer and semitrailers not-to goods of subheading 8716.20  | 16 745            | 1 641 682  | 27 512                  | 1 854 688  |
| 87169021 | Castor wheel a dia/incl tyre>100, but<=250mm width of wheel or tyre is>30mm for vehicles of subheading 87168010/87168020     | -                 | 8          | -                       | 24         |
| 87169022 | Castor wheel not a dia/incl tyre>100, <=250mm width of wheel or tyre is>30mm for vehicles of subheading 87168010/87168020    | -                 | 10         | -                       | 5          |
| 87169023 | Other, for goods of carts & wagons, sack trucks, hand trolleys & similar, except wheelbarrows                                | 150               | 3 495      | 50                      | 1 013      |
| 87169024 | Other, for goods of wheelbarrows   | -                 | 513        | -                       | 870        |
| 87169095 | Castor wheel a dia/incl tyre>100, but<=250mm width of wheel or tyre fitted thereto is>30mm for other vehicles                | 108               | 549        | 2 002                   | 4 345      |
| 87169096 | Other castor wheels  | -                 | 406        | -                       | 1 691      |
| 87169099 | Oth trailer and semi-trailers n.e.c. in heading 87.16  | -                 | 14 140     | -                       | 105 046    |
| 88010000 | Balloons and dirigibles; gliders, hang gliders and oth non-powered aircraft.   | -                 | 4 317      | -                       | 24 039     |
| 88021100 | Helicopters of an unladen weight <= 2,000 kg   | -                 | 4 674      | -                       | 210 000    |
| 88022010 | Aeroplane of an unladen weight <= 2,000 kg   | -                 | 1 900      | -                       | 80 000     |
| 88031000 | Propellers, rotors, parts thereof heading 8801 or 8802   | 9 487             | 27 254     | 18 761                  | 187 651    |
| 88032000 | Under-carriages, parts thereof heading 8801 or 8802  | 1 266             | 20 175     | 33 000                  | 436 106    |
| 88033000 | Aircraft and spacecraft; parts of aeroplanes or helicopters n.e.c. in heading no. 8803                                       | 43 908            | 164 258    | 3 624 558               | 37 743 105 |
| 88039010 | Parts of telecommunication satellites  | -                 | 22         | -                       | 6 977      |
| 88039090 | Other parts of goods of heading 8801 or 8802   | 766               | 5 179      | 121 237                 | 948 062    |
| 88040010 | Rotochutes and parts thereof   | -                 | 15         | -                       | 1 000      |
| 88040090 | Oth parachutes (incl dirigible parachut, paragliders) and rotochutes; parts thereof and accessories thereto.                 | 75                | 210        | 148                     | 821        |
| 88051000 | Aircraft launching gear, part thereof, deck arrestor/similar gear&part thereof   | -                 | 255        | -                       | 174 873    |
| 88052990 | Other of ground flying trainers  | -                 | 3 850      | -                       | 230 119    |
| 89011020 | Cruise ships, excursion boats, ferry-boats of all kinds of a gross tonnage >26 but <=500                                     | -                 | 1 458 000  | -                       | 14 656 380 |
| 89019014 | Other vessels, for transport. not motorised of a gross tonnage > 500   | -                 | 2 601 000  | -                       | 1 747 383  |
| 89019031 | Other vessels, for transport motorised of a gross tonnage <= 26  | 13 500            | 27 614     | 169 231                 | 2 885 080  |
| 89019032 | Other vessels, for transport motorised of a gross tonnage > 26 but <= 500  | 31 000            | 128 000    | 314 916                 | 1 594 890  |
| 89019033 | Other vessels, for transport motorised of a gross tonnage > 500 but <= 1,000   | -                 | 188 000    | -                       | 34 650     |
| 89019034 | Other vessels, for transport motorised of a gross tonnage > 1.000 but <= 4,000   | -                 | 2 494 000  | -                       | 5 413 000  |
| 89019036 | Other vessels, for transport motorised of a gross tonnage > 5.000 but <= 50,000  | -                 | 66 255 000 | -                       | 14 567 993 |
| 89031000 | Yachts&oth vessels for pleasure/sports rowing boats&canoes inflatable  | 37 160            | 268 827    | 352 551                 | 2 691 659  |
| 89039100 | Sailboats, with/without auxiliary motor, not inflatable  | 525               | 16 491     | 14 116                  | 268 431    |
| 89039200 | Motorboats, other than outboard motorboats, not inflatable   | -                 | 4 937      | -                       | 130 000    |
| 89039900 | Yachts and other vessels; for pleasure or sports, rowing boats and canoes, n.e.c. in heading no. 8903, other than inflatable | 957               | 326 716    | 36 828                  | 3 973 931  |
| 89040010 | Tugs and pusher craft of gross tonnage <= 26   | -                 | 44 000     | -                       | 40 000     |
| 89040031 | Tugs and pusher craft, power <= 4000 hp of gross tonnage <= 26 ton   | -                 | 973 000    | -                       | 4 715 543  |
| 89051000 | Dredgers   | -                 | 2 799 450  | -                       | 2 996 189  |

Tabel 3 : Ekspor Indonesia menurut Komoditi ( Kode HS 8 digit )

|          |  | Oktober 2020      |            |                         |            |
|----------|--|-------------------|------------|-------------------------|------------|
| Kode H S | Uraian golongan barang   | Berat bersih (Kg) |            | Nilai F.O.B. ( U S \$ ) |            |
|          |  | Bulan ini         | Kumulatif  | Bulan ini               | Kumulatif  |
| (1)      | (2)  | (3)               | (4)        | (5)                     | (6)        |
| 89052000 | Floating or submersible drilling or production platforms   | -                 | 25 748 620 | -                       | 93 786 090 |
| 89059010 | Floating docks   | -                 | 110        | -                       | 900        |
| 89059090 | Oth vessels the navigability of which issubsidiary to their main function  | 816               | 3 227 127  | 8 350                   | 2 385 595  |
| 89069010 | Lifeboats oth than rowing boats,oth vessels of displacementnot exceeding 30 t  | 3 190             | 15 690     | 132 480                 | 391 210    |
| 89069090 | Lifeboats oth than rowing boats,oth vessels of displacement> 300 t   | 4 443             | 30 320     | 186 084                 | 3 938 924  |
| 89071000 | Floating structures, inflatable rafts  | 1 060             | 14 228     | 1 700                   | 151 696    |
| 89079010 | Buoys  | 10 000            | 86 056     | 21 000                  | 165 606    |
| 89079090 | Other floating structures  | 190 965           | 1 618 371  | 420 617                 | 6 039 105  |
| 90011010 | Optical fibres ,optical fibre bundles&cables for telecom &oth electrical use   | 36 069            | 97 862     | 2 906 710               | 7 069 691  |
| 90011090 | Optical fibres, optical fibre bundle&cable foroth than telecom and electrical purpose  | 27 007            | 158 975    | 974 204                 | 5 231 091  |
| 90012000 | Sheets and plates of polarising material   | -                 | 0          | -                       | 16         |
| 90013000 | Contact lenses   | 18 545            | 168 691    | 3 519 693               | 33 953 664 |
| 90014000 | Spectacle lenses of glass  | 238               | 3 334      | 15 065                  | 284 914    |
| 90015000 | Spectacle lenses of other materials  | 158 393           | 1 173 550  | 3 015 866               | 23 398 842 |
| 90019010 | Prisms, mirror & oth optical elements for photograph or cinematographic cameras / projectors   | 2                 | 72         | 82                      | 3 982      |
| 90019090 | Prisms, mirror & oth optical elements not for photograph orcinematographic cameras / projectors  | 229               | 1 088      | 26 883                  | 139 608    |
| 90021100 | Objective lenses for cameras, projectors or photographic enlargers or reducers   | 1 497             | 20 071     | 618 276                 | 6 560 446  |
| 90021900 | Objective lenses not for cameras, projectors orphotographic enlargers or reducers  | 13                | 569        | 2 592                   | 169 430    |
| 90022020 | Filters for cinematographic cameras,photographic cameras & other projectors  | -                 | 1 049      | -                       | 28 760     |
| 90022090 | Filters not for projectors, cameras, cinematographic,and photographic  | 4 129             | 169 212    | 19 942                  | 64 138     |
| 90029030 | Oth optical element oth than objective lens and filter for photographic cameras and other projectors   | 10 950            | 102 399    | 3 513 704               | 30 412 954 |
| 90029090 | Oth optical element oth than objective lens&filter not for cinematographic projectors,photographic camera&oth projector  | 138               | 3 406      | 23 932                  | 369 580    |
| 90031100 | Frames & mountings for spectacles,goggles of plastics  | -                 | 1 555      | -                       | 772        |
| 90031900 | Frames & mountings for spectacles,goggles oth than plastics  | 148               | 1 729      | 109 173                 | 713 732    |
| 90039000 | Parts of frame & mounting for spectacles, goggles the like & parts thereof.  | 70                | 696        | 25 127                  | 227 732    |
| 90041000 | Sunglasses   | 113               | 1 360      | 16 467                  | 73 809     |
| 90049010 | Corrective spectacles  | -                 | 129        | -                       | 10 215     |
| 90049050 | Protective goggles   | -                 | 1 737      | -                       | 25 876     |
| 90049090 | Spectacles & the like excl corrective, protective googles  | 372               | 51 380     | 4 844                   | 114 266    |
| 90051000 | Binoculars   | 51                | 106        | 32                      | 37 333     |
| 90058010 | Astronomical instrument, excl instrument for radioastronomy  | -                 | 98         | -                       | 1 062      |
| 90058090 | Monoculars & oth optical telescopes excl instrument forradioastronomy  | 78                | 92         | 40 520                  | 60 824     |
| 90059090 | Parts&accessories (include mountings)for oth optical telescopes  | -                 | 19         | -                       | 617        |
| 90063000 | Cameras specially design for under wateruse for aerial survey, medical/surgical,comparison cameras   | 334               | 799        | 135 066                 | 466 300    |
| 90064000 | Instant print cameras  | 708               | 25 703     | 69 586                  | 2 198 149  |
| 90065100 | Cameras, photographic (excluding cinematographic); with a through-the-lens viewfinder, single lens reflex (SLR), for a roll film of a width not exceeding 35mm | 36                | 54         | 13 513                  | 13 614     |
| 90065929 | Camera of a kind used for preparing printing plate/cylinderoth than Laser Photoplotters  | -                 | 81         | -                       | 4 571      |
| 90065930 | Laser photoplotters or image setters with a raster image processor   | -                 | 4          | -                       | 44         |
| 90065990 | Other laser photoplottersimage processor   | 1                 | 18         | 484                     | 26 710     |
| 90066100 | Discharge lamp (electronic) flashlight apparatus   | -                 | 54         | -                       | 3 898      |



Tabel 3 : Ekspor Indonesia menurut Komoditi ( Kode HS 8 digit )

|          |  | Oktober 2020      |           |                         |           |
|----------|--|-------------------|-----------|-------------------------|-----------|
| Kode H S | Uraian golongan barang   | Berat bersih (Kg) |           | Nilai F.O.B. ( U S \$ ) |           |
|          |  | Bulan ini         | Kumulatif | Bulan ini               | Kumulatif |
| (1)      | (2)  | (3)               | (4)       | (5)                     | (6)       |
| 90066900 | Photographic flashbulbs apparatus  | 5                 | 105       | 132                     | 30 601    |
| 90069130 | Other, for cameras of subheadings 9006.40 to 9006.53   | 1                 | 99        | 17                      | 3 581     |
| 90069190 | Other parts and accessories for cameras  | 138               | 900       | 14 383                  | 91 593    |
| 90069910 | Parts & accessories for photographic flash-light apparatus   | 3                 | 3         | 253                     | 253       |
| 90069990 | Parts & accessories for flashbulbs apparatus   | 124               | 5 754     | 22 105                  | 93 845    |
| 90071000 | Cinematographic cameras wheter or not w/ sound recording apparatus   | 104               | 452       | 2 731                   | 49 277    |
| 90072090 | Cinematographic projectors for film >= 16 mm inwidth   | 1 102             | 8 466     | 12 300                  | 85 323    |
| 90079100 | Part & accessories of cinematographic cameras wheter or not w/ sound recording apparatus   | 34                | 491       | 11 770                  | 50 748    |
| 90079200 | Parts and accessories for projectors   | -                 | 2 410     | -                       | 164 978   |
| 90085010 | Projectors microfilm,microfiche/other microform readers,whether/not capable of producing copies  | -                 | 49        | -                       | 18 371    |
| 90085090 | Projector, enlarger&reducers oth than microfilm,microfiche,microform whether/not capable of producing copies                           | -                 | 9         | -                       | 338       |
| 90089020 | Parts and acc of photographic /oth than cinematographic enlargers and reducers   | -                 | 9         | -                       | 1 423     |
| 90089090 | Part&accessories for image projector other of fotographic, enlarge & reducers  | -                 | 2         | -                       | 10        |
| 90101000 | Apparatus & equipment for automatically develope/expose photographic/ incl cinematographic film/paper ins roll                         | -                 | 19        | -                       | 1 650     |
| 90105090 | Oth app&equip for photograph laboratorie/inc cinematograph negatoscopes  | -                 | 11        | -                       | 68        |
| 90106090 | Projection screens < 300 inches  | -                 | 415       | -                       | 36 104    |
| 90109090 | Parts&acc of oth apparatus&equipment for photographics laboratories  | -                 | 103 335   | -                       | 844 806   |
| 90111000 | Stereoscopic microscopes   | -                 | 12        | -                       | 5 317     |
| 90112000 | Microscopes, compound optical; for photomicrography, cinephotomicrography or microprojection   | -                 | 536       | -                       | 69 643    |
| 90118000 | Microscopes, compound optical; (other than stereoscopic and microscopes for photomicrography, cinephotomicrography or microprojection) | 1                 | 1 239     | 5                       | 14 111    |
| 90121000 | Microscopes oth than optical microscope diffractioapparatus  | 13                | 803       | 1 104                   | 32 817    |
| 90129000 | Parts&acc for microscope oth than optical microscope   | -                 | 142       | -                       | 71 708    |
| 90131000 | Telescopic sights for fitting to arms periscopes,telescopes to part of mach  | -                 | 2         | -                       | 815       |
| 90132000 | Lasers, other than laser diodes  | 25                | 719       | 3 297                   | 75 014    |
| 90138010 | Optical error verification&repair apparatus for PCB/PWB&PCA  | -                 | 1 001     | -                       | 23 298    |
| 90138020 | Liquid crystal devices   | 27                | 2 252     | 884                     | 95 252    |
| 90138090 | Other devices, appliances&instrumentsof oth optical appliances   | 11                | 215       | 120                     | 33 346    |
| 90139010 | Parts & accessories of lasers oth thanlaser diodes (sub head 901320)   | 1                 | 33        | 2 370                   | 6 399     |
| 90139050 | Parts&acc of liquid crystaldevices (sub head 90138020)   | -                 | 2         | -                       | 232       |
| 90139090 | Parts & acc of oth than goods oflasers,liquid crystal,oth device optical   | 15                | 419       | 1 799                   | 9 410     |
| 90141000 | Direction finding compasses  | 26                | 59        | 165                     | 2 989     |
| 90142000 | Instrum&appliances for aeronautical/space navigation (other than compasses)  | -                 | 112       | -                       | 23 305    |
| 90148011 | Sonar or echo sounder of a kind used on ships  | -                 | 23        | -                       | 10 113    |
| 90148019 | Oth navigation instrum&appl of used onship work with an automatic data process mach  | -                 | 44        | -                       | 39 699    |
| 90148090 | Other navigation instrum&appliances of oth used on ships   | 1 876             | 13 509    | 106 632                 | 972 871   |
| 90149090 | Parts & acc of other navigation instruments & appliances   | -                 | 468       | -                       | 3 100     |
| 90151010 | Rangefinders of used in photography or cinematography  | -                 | 74        | -                       | 3 369     |
| 90151090 | Rangefinders oth of used inphotography or cinematography   | 3 514             | 4 234     | 793 352                 | 817 737   |
| 90152000 | Theodolites & tachymeters (tacheometers)   | 20                | 373       | 50                      | 174 286   |
| 90153000 | Levels (measuring higher of ground)  | 6 312             | 28 933    | 372 359                 | 1 693 474 |
| 90154000 | Photogrammetrical surveying instrumentsand appliances  | 24                | 84        | 1 044                   | 1 456     |
| 90158090 | Other instruments&appliances oth than radio sonde and radio wind apparatus   | 4 976             | 208 782   | 85 730                  | 3 777 763 |

Tabel 3 : Ekspor Indonesia menurut Komoditi ( Kode HS 8 digit )

|          |   | Oktober 2020      |            |                         |             |
|----------|---|-------------------|------------|-------------------------|-------------|
| Kode H S | Uraian golongan barang  | Berat bersih (Kg) |            | Nilai F.O.B. ( U S \$ ) |             |
|          |   | Bulan ini         | Kumulatif  | Bulan ini               | Kumulatif   |
| (1)      | (2)   | (3)               | (4)        | (5)                     | (6)         |
| 90159000 | Parts & accessories of surveying instruments & appliances   | 476               | 29 493     | 82 778                  | 2 989 637   |
| 90160000 | Balances of a sensitivity of 5 cg or better,with/without weights  | 275               | 2 579      | 17 011                  | 72 161      |
| 90171090 | Drafting tables & mach,whether/not automatic oth plotters,  | 0                 | 664        | 15                      | 11 664      |
| 90172010 | Rulers,drawing,marking out,or mathematical calculating instruments  | 114               | 854        | 88                      | 7 162       |
| 90172030 | Apparatus for the projection/drawing of circuit pattern onsensitised substrates for the manufacture of PCB/PWB  | -                 | 1          | -                       | 72          |
| 90172090 | Oth drawing,marking-out/mathematical calculating instrument   | 17                | 24 163     | 301                     | 115 783     |
| 90173000 | Micrometers, callipers and gauges   | 798               | 10 097     | 62 712                  | 572 223     |
| 90178000 | Mathematical instruments and equipment; n.e.c. in heading no. 9017  | 1 549             | 6 190      | 130 467                 | 501 767     |
| 90179090 | Parts & acc of oth instruments for measuring length for use in the hand   | -                 | 5 701      | -                       | 23 394      |
| 90181100 | Electro-cardiographs,used in medical  | 18                | 150        | 2 753                   | 7 241       |
| 90181200 | Ultrasonic scanning apparatus,used in medical   | 424               | 2 938      | 177 284                 | 907 486     |
| 90181300 | Magnetic resonance imaging apparatusused in medical   | 128               | 1 945      | 12 235                  | 342 428     |
| 90181900 | Medical, surgical instrmts&appliances; electro-diagnostic apparatus incl apparatus funct. exploratory exam/for checking physiological parameters, n.e.c. in item no. 9018.1 | 20 535            | 172 597    | 1 333 074               | 11 610 952  |
| 90182000 | Ultra-violet/infra-red ray apparatus used in medical  | 2                 | 19         | 278                     | 8 460       |
| 90183110 | Disposable syringes, with or without needles  | 178 219           | 3 931 116  | 902 645                 | 20 011 199  |
| 90183190 | Syringes, with/without needles oth than disposable syringes   | 5                 | 34 940     | 1 441                   | 196 653     |
| 90183910 | Catheters   | 2 401             | 39 115     | 47 434                  | 626 203     |
| 90183990 | Cannulae and the like   | -                 | 1 542      | -                       | 76 354      |
| 90184100 | Dental drill engines,whether/not combined on a single base with oth dental equip  | 1                 | 1          | 10                      | 599         |
| 90184900 | Dental instruments and appliances; other than dental drill engines  | 407               | 11 261     | 87 183                  | 1 124 871   |
| 90185000 | Ophthalmic instruments and appliances   | 1 977             | 13 926     | 688 802                 | 4 259 687   |
| 90189020 | Intravenous administration set  | 18 214            | 168 524    | 102 025                 | 952 358     |
| 90189030 | Electronic instruments and appliances,used in medical   | 3 323             | 40 178     | 18 000                  | 915 370     |
| 90189090 | Other instruments and appliances,used in medical  | 864 068           | 10 756 867 | 9 532 403               | 104 790 530 |
| 90191010 | Mechano-therapy appliances massage apparatus,psychological aptitude-testing apparatus   | 11 315            | 81 121     | 634 530                 | 4 572 813   |
| 90191090 | Mechano-therapy appliance massage,psychological aptitude-testing apparatus oth than electrically operated   | 1 072             | 1 274      | 8 490                   | 107 924     |
| 90192000 | Ozone therapy,oxygen therapy, aerosoltherapy, artificialrespiration/other therapeutic respiration apparatus   | 31 925            | 314 469    | 1 080 162               | 10 258 394  |
| 90200000 | Breathing appliances&gas masks,excl protective masks having neither mechanical part nor replaceable filters   | 439               | 126 753    | 10 098                  | 2 519 612   |
| 90211000 | Orthopaedic or fracture appliances  | -                 | 243        | -                       | 157 070     |
| 90212100 | Artificial teeth,orthopaedic or fracture appliances   | -                 | 16         | -                       | 728         |
| 90212900 | Dental fittings,orthopaedic/fracture appliances   | 1                 | 53         | 40                      | 2 467       |
| 90213100 | Artificial joints,orthopaedic/fracture appliances   | -                 | 483        | -                       | 240 387     |
| 90213900 | Artificial parts of the body; excluding artificial joints   | 147               | 3 583      | 19 132                  | 1 075 394   |
| 90214000 | Hearing aids, excluding partsand accessories  | 2                 | 5          | 758                     | 8 035       |
| 90219000 | Appliances; worn, carried or implanted in the body, to compensate for a defect or disability  | 4 450             | 37 283     | 584 418                 | 3 669 823   |
| 90221200 | Computed tomography apparatus   | -                 | 14 254     | -                       | 355 453     |
| 90221300 | X-ray app for dental uses   | -                 | 1          | -                       | 8           |
| 90221400 | X-ray app for medical,surgical orveterinary uses  | -                 | 8 358      | -                       | 1 056 537   |
| 90221910 | X-ray apparatus for the physical inspection of solderjoints on pcb/pwb assemblies   | 6                 | 5 991      | 1 781                   | 246 652     |
| 90221990 | X-ray For radiografi or radiotherapy apparatus  | 16                | 490        | 143                     | 1 054 304   |
| 90222100 | Apparatus based on the use of alpha,beta/gamma radiations,for medicalsurgical,dental/veterinary uses  | 322               | 2 454      | 7 058                   | 52 532      |
| 90222900 | Alpha,beta/gamma radiations,for radiography / radiotherapy apparatus  | 1                 | 1          | 406                     | 406         |
| 90223000 | X-ray tubes   | 520               | 9 396      | 27 843                  | 634 139     |
| 90229010 | Parts&acc of x-ray apparatus for the physicalinspection of solder joints on pca   | 1                 | 5          | 0                       | 3 145       |

Tabel 3 : Ekspor Indonesia menurut Komoditi ( Kode HS 8 digit )

|          |  | Oktober 2020      |           |                         |            |
|----------|--|-------------------|-----------|-------------------------|------------|
| Kode H S | Uraian golongan barang   | Berat bersih (Kg) |           | Nilai F.O.B. ( U S \$ ) |            |
|          |  | Bulan ini         | Kumulatif | Bulan ini               | Kumulatif  |
| (1)      | (2)  | (3)               | (4)       | (5)                     | (6)        |
| 90229090 | Part&acc oth of x-ray apparatus for the physicienspection of solder joints on pca                        | 1 443             | 13 510    | 367 112                 | 3 319 441  |
| 90230000 | Instruments apparatus&model,for demonstrational purposes (in education/exhibitions)                      | 2 112             | 55 343    | 58 643                  | 754 720    |
| 90241010 | Mach&appliances for testing metals,electrically operated   | -                 | 7 990     | -                       | 66 623     |
| 90248010 | Oth mach& appliances for electrically operated   | 250               | 15 248    | 17 489                  | 435 139    |
| 90248020 | Oth mach& appliances for not electrically operated   | 1                 | 2 121     | 136                     | 11 621     |
| 90249010 | Parts&acc for electrically operated mach&appliances  | -                 | 447       | -                       | 43 082     |
| 90249020 | Parts&acc for non-electrically operated mach&appliances  | 1                 | 52        | 38                      | 612        |
| 90251100 | Thermometers&pyrometers,liquid filled,for direct reading   | 2                 | 4 708     | 48                      | 129 376    |
| 90251911 | Thermometers&pyrometers,elect operated,temperature gauges for motor vehicles                             | 875               | 5 157     | 1 111 275               | 5 978 393  |
| 90251919 | Thermometers&pyrometers,elect operated,oth temperature gauges for motor vehicles                         | 6 378             | 107 956   | 655 525                 | 13 089 294 |
| 90251920 | Thermometers&pyrometers not electrically operated  | 121               | 11 930    | 3 428                   | 687 119    |
| 90258020 | Oth instruments of oth than thermometers&pyrometers, electrically operated                               | 37                | 4 798     | 13 823                  | 164 383    |
| 90258030 | Oth instruments of oth than thermometers&pyrometers, not electrically operated                           | 1                 | 525       | 22                      | 27 125     |
| 90259010 | Parts&aces of hidrometer,termometer/similar instrument, electrically operated                            | 300               | 687       | 26                      | 7 088      |
| 90259020 | Parts&aces of hidrometer,termometer/similar instrument, non electrically operated                        | 7                 | 243       | 540                     | 25 989     |
| 90261010 | Level gauges for motor vehicles electrically operated  | 617               | 5 126     | 42 937                  | 362 752    |
| 90261020 | Level gauges for motor vehicles not electrically operated  | 27                | 9 166     | 808                     | 507 199    |
| 90261030 | Oth instrument & apparatus for measuring/check the flow/level of liquid, electrically operated           | 982               | 9 586     | 22 947                  | 329 210    |
| 90261040 | Oth instrument & apparatus for measuring/check the flow/level of liquid,not electrically operated        | 80                | 503       | 4 729                   | 45 268     |
| 90262010 | Pressure gauges for motor vehicles,electrically operated   | 23                | 626       | 1 728                   | 13 338     |
| 90262020 | Pressure gauges for motor vehicle, not electrically operated   | 3 697             | 36 294    | 134 754                 | 1 239 517  |
| 90262030 | Oth measuring/checking pressure instruments, electrically operated                                       | 1 312             | 4 567     | 49 267                  | 521 502    |
| 90262040 | Other measuring/checking pressure instruments,not electrically operated                                  | 1 411             | 12 758    | 36 066                  | 539 497    |
| 90268010 | Oth instruments/apparatus for measuring/checking the flow,level,pressure,electrically operated           | 1 758             | 14 936    | 446 465                 | 3 273 750  |
| 90268020 | Oth instruments/apparatus for measuring/checking the flow,level,pressure, not electrically operated      | 80                | 3 264     | 10 735                  | 29 432     |
| 90269010 | Part&acc for electrically operated instrument&apparatus,measure/check the flow level,pressure            | 7 116             | 74 505    | 435 486                 | 4 584 313  |
| 90269020 | Part&acc for nonelectrically operated instrument&apparatus,measure/check the flow level,pressure         | 5 160             | 51 397    | 144 831                 | 1 336 948  |
| 90271010 | Gas/smoke analysis apparatus, electrically operated  | 697               | 5 186     | 67 883                  | 664 093    |
| 90271020 | Gas/smoke analysis apparatus, not electrically operated  | 129               | 1 443     | 23 763                  | 109 107    |
| 90272010 | Chromatographs&elektrophoresisinstruments, electrically operated   | -                 | 215       | -                       | 73 341     |
| 90272020 | Chromatographs&elektrophoresisinstruments,not electrically operated                                      | 92                | 98        | 39 294                  | 44 222     |
| 90273010 | Spectro/spectrophotometers&spectrograph using optical radiation /UV, Visible, IR,electrically operated   | 4                 | 220       | 4                       | 105 893    |
| 90273020 | Spectro/spectrophotometers&spectrograph using optical radiation/UV, Visible,IR,not electrically operated | 7                 | 102       | 10                      | 74 028     |
| 90275010 | Oth instrument&apparatus using optic radiations,(uv, visible, ir),electrically operated                  | 2 300             | 25 216    | 351 663                 | 2 819 370  |
| 90275020 | Oth instrument&apparatus using optical radiations(uv, visible, IR),not electrically operated             | 70                | 221       | 410                     | 78 688     |
| 90278010 | Oth instruments&apparatus,exposure meters  | 136               | 3 512     | 18 337                  | 165 640    |
| 90278030 | Oth instruments&apparatus oth exposure meters,electricallyoperated                                       | 26 417            | 251 597   | 3 347 956               | 36 253 978 |
| 90278040 | Oth instruments&apparatus oth exposure meters,not electrically operated                                  | 1                 | 1 709     | 73                      | 70 277     |

Tabel 3 : Ekspor Indonesia menurut Komoditi ( Kode HS 8 digit )

|          |   | Oktober 2020      |           |                         |            |
|----------|---|-------------------|-----------|-------------------------|------------|
| Kode H S | Uraian golongan barang  | Berat bersih (Kg) |           | Nilai F.O.B. ( U S \$ ) |            |
|          |   | Bulan ini         | Kumulatif | Bulan ini               | Kumulatif  |
| (1)      | (2)   | (3)               | (4)       | (5)                     | (6)        |
| 90279010 | Parts&acc incl pca of head 9027,oth for gas/smoke analysis apparatus&microtomes   | 56                | 417       | 8 040                   | 106 542    |
| 90279091 | Microtomes, electrically operated   | 60                | 337       | 8 368                   | 42 638     |
| 90279099 | Microtomes,not electrically operated  | 155 048           | 1 239 220 | 1 634 882               | 10 767 141 |
| 90281010 | Gas meters of a kind mounted ingas containers   | -                 | 38        | -                       | 1 405      |
| 90281090 | Other gas meters  | 6 879             | 68 355    | 214 333                 | 1 609 503  |
| 90282020 | Water meters  | 91 997            | 1 296 044 | 1 318 569               | 15 924 819 |
| 90282090 | Liquid meters other than water meters.  | 17                | 33 672    | 272                     | 242 701    |
| 90283010 | Kilowatt hour meters(kwh)   | 9 497             | 176 912   | 248 174                 | 8 479 414  |
| 90283090 | Electricity meters other than kilowatt hour meters (kwh)  | 0                 | 1 982     | 300                     | 37 106     |
| 90289010 | Part&accessories,water meter housingsor bodies  | 20 419            | 43 256    | 127 689                 | 388 176    |
| 90289090 | Part&accessories,oth water meterhousings or bodies  | 3 997             | 70 861    | 35 465                  | 1 183 030  |
| 90291090 | Revolution counters, production counters, mileometers,pedometers and the like   | 1 584             | 15 065    | 167 352                 | 1 682 213  |
| 90292010 | Speedometer for motor vehicles  | 32 379            | 194 443   | 1 271 182               | 8 099 145  |
| 90292020 | Tachometers for motor vehicles  | 139               | 6 203     | 7 874                   | 130 575    |
| 90292090 | Other speed indicators & tachometers, stroboscopes not for vehicle  | 13 129            | 85 315    | 517 386                 | 3 392 693  |
| 90299010 | Parts & accessories of revolution countesr & the like of goods of subheading 902910,stroboscopes of subheading 902920   | 3 291             | 26 977    | 90 420                  | 477 743    |
| 90299020 | Parts & accessories of revolution countesr & the like of other goods of subheading 902920   | 30 695            | 257 886   | 779 553                 | 9 892 836  |
| 90301000 | Instruments & apparatus for measuring/ detecting ionisingradiations   | 34                | 272       | 5 863                   | 76 977     |
| 90302000 | Oscilloscopes and oscillographs   | 25                | 530       | 4 704                   | 101 093    |
| 90303100 | Multimeters without a recording device  | 363               | 3 153     | 141 890                 | 916 326    |
| 90303200 | Multimeters with a recording device   | 8                 | 410       | 89                      | 29 786     |
| 90303310 | Instrument&app for measuring/checking voltage, current,resist/power on PCB/PWB/PCA Other, w/o a recording device  | 3                 | 11 245    | 24 165                  | 90 968     |
| 90303320 | Impedance-measuring apparatus design to visual/audiblewarning of electrostatic discharge condition  | 15                | 3 169     | 70                      | 12 730     |
| 90303330 | Ammeters and voltmeters for motorvehicles withouta record device  | 3                 | 57        | 3                       | 5 260      |
| 90303390 | Oth instruments&apparatus for measuring/check voltage without a record device   | 345               | 3 170     | 149 318                 | 833 448    |
| 90303900 | Instruments and apparatus; for measuring or checking voltage, current, resistance or power, with a recording device (excluding multimeters)                       | 101               | 991       | 47 028                  | 530 093    |
| 90304000 | Instruments and apparatus; specially designed for telecommunications (e.g. cross-talk meters, gain measuring instruments, distortion factor meters, psophometers) | 74                | 256       | 203 875                 | 235 639    |
| 90308210 | Wafer probers for measuring/check semiconductor wafers/ devices :   | -                 | 11 600    | -                       | 70 431     |
| 90308290 | Instrument&app for measuring/checking semiconductoroth than wafer probers wafer/devices   | -                 | 94 534    | -                       | 1 682 399  |
| 90308410 | Instruments & app for measuring/checking electrical quantities on PCB/PWB and PCA   | -                 | 365       | -                       | 36 955     |
| 90308490 | Oth instrument&app with a record device for measure,check electrical quantities on PCB/PWB and PCA  | 0                 | 72        | 159                     | 28 331     |
| 90308910 | Instrument&app,w/o a recording device for measuring/check elctr quantities on PCB/PWB&PCA, oth than subheading 903039   | -                 | 79        | -                       | 44 452     |
| 90308990 | Oth instruments & apparatus,without recording device  | 46                | 347       | 32 376                  | 143 091    |
| 90309010 | Parts and accessories/including printed circuit assemblies of goods , subheading 9030.40 or 9030.82   | 207               | 4 278     | 157 716                 | 1 179 737  |
| 90309030 | Parts and accessories of optical instruments & appliances for measuring or checking PCB & PCA   | 136               | 1 990     | 30 012                  | 170 257    |
| 90309040 | Parts&accs of oth app for measuring or checking electrical quantities on PCB/PWB and PCA  | 726               | 6 280     | 94 159                  | 704 782    |
| 90309090 | Oth parts&acc (incl pca) of goods subhead 903040/903082 & measuring/checking & electrical quatities on PCB/PWB & PCA  | 655               | 9 396     | 37 794                  | 1 265 888  |

Tabel 3 : Ekspor Indonesia menurut Komoditi ( Kode HS 8 digit )

|          |  | Oktober 2020      |           |                         |            |
|----------|--|-------------------|-----------|-------------------------|------------|
| Kode H S | Uraian golongan barang   | Berat bersih (Kg) |           | Nilai F.O.B. ( U S \$ ) |            |
|          |  | Bulan ini         | Kumulatif | Bulan ini               | Kumulatif  |
| (1)      | (2)  | (3)               | (4)       | (5)                     | (6)        |
| 90311010 | Machines for balancing mechanical parts, electrically operated   | 232               | 1 613     | 27 670                  | 239 487    |
| 90311020 | Machines for balancing mechanical parts, not electrically operated   | 1                 | 774       | 804                     | 47 344     |
| 90312010 | Test benches, electrically operated  | 150               | 3 124     | 5 000                   | 280 901    |
| 90312020 | Test benches,not electrically operated   | -                 | 34        | -                       | 33 779     |
| 90314100 | Optical instruments &appliances; inspecting semiconductor wafers/devices/for inspecting photomasks/reticles used in manufacturing semiconductor devices, n.e.c. in chapter 90    | -                 | 33        | -                       | 4 152      |
| 90314910 | Optical instrument&appliances for measuring surface particulate contamination on semiconductor wafers  | 4                 | 80        | 426                     | 253 464    |
| 90314920 | Optical error verification & repair apparatus for PCA/PWB and PCA  | 0                 | 0         | 102                     | 102        |
| 90314930 | Other optical instruments&appliances for measuring/checkingPCB/PWB & PCA   | -                 | 83        | -                       | 1 393      |
| 90314990 | Other optical instruments and appliances for other purposes  | 2 494             | 22 506    | 931 330                 | 10 775 361 |
| 90318010 | Cable tester   | 3                 | 2 191     | 53                      | 543 396    |
| 90318090 | Oth instruments,appliances and machines,other cable tester   | 125 583           | 586 100   | 2 140 516               | 15 728 474 |
| 90319011 | Part&acc incl pca of optical instrument&appl,inspecting semiconductor wafer,&acc of optical appl elctly operated   | 340               | 2 430     | 264 963                 | 1 547 602  |
| 90319012 | Parts&acc of optic error verifc&repair apparatus for PCB/PWB & PCA,elctrlcally operated  | -                 | 2         | -                       | 54         |
| 90319013 | Parts&acc of oth optical instruments&appl for measuring/checking PCB/PWB & PCA,elctrically operated  | -                 | 39        | -                       | 12 537     |
| 90319019 | Oth parts&acc oth than inspect wafer/repair/measure PCB,PWB,PWA for elctrically operated   | 12 692            | 59 545    | 267 213                 | 2 071 493  |
| 90319020 | Oth part&acc for measuring/checking instrument appliance&machines,not elctrically operated   | 136               | 1 466     | 11 594                  | 187 204    |
| 90321010 | Thermostats, electrically operated   | 22 997            | 186 677   | 1 207 793               | 7 959 429  |
| 90321020 | Thermostats, not electrically operated   | -                 | 511       | -                       | 13 896     |
| 90322010 | Manostats, electrically operated   | 2                 | 1 804     | 185                     | 50 826     |
| 90328100 | Hydraulic or pneumatic   | 902               | 4 796     | 1 414                   | 56 124     |
| 90328910 | Apparatus w/i automatic data process mach for automaticlycontrol the propulsion,ballast/cargo handll system of ship  | 101               | 452       | 3 486                   | 64 259     |
| 90328920 | Automatic apparatus for regulating/controlling chem/electrochemical solutions in manufact PCB/PWB/PCA  | 246               | 1 018     | 23 303                  | 90 624     |
| 90328931 | Automatic regulating voltage units(stabilizers),electrically operated  | 3 385             | 14 433    | 110 200                 | 506 777    |
| 90328939 | Instrument&apparatus oth than automatic regulating voltage units(stabilizers),electrically operated  | 17 732            | 71 703    | 1 274 446               | 4 860 159  |
| 90328990 | Oth automatic regulating/controlling instruments&app,not electrically operated   | 40 744            | 225 176   | 2 849 833               | 18 179 330 |
| 90329030 | Part & accessories automatic, regulating/controlling instruments & apparatus,of other elctly operated  | 1                 | 294       | 198                     | 13 991     |
| 90329090 | Other part & accessories automatic, regulating/controlling instruments & apparatus,not elect operated  | 10 110            | 93 020    | 233 323                 | 2 035 591  |
| 90330010 | Parts&acc (not specifiedf/incl elsewhere in this chap) formach,appl,app of chap 90 for elect operated equipment  | 41 332            | 386 210   | 920 097                 | 8 696 226  |
| 90330020 | Parts&acc (not specifiedf/incl elsewhere in this chap) formach,appl,app of chap 90 for non elect operated equipment  | 751               | 1 357     | 3 100                   | 22 612     |
| 91011100 | Wrist-watches, elctly operated, whether/not incorporatinga stopwatch facility with mechanical display only   | 74                | 968       | 12 638                  | 268 739    |
| 91011900 | Wrist-watches, elctly operated, whether/not incorporatinga stopwatch facility without mechanical display only  | 51                | 423       | 79 344                  | 1 361 064  |
| 91012100 | Wrist-watches; not electrically operated, automatic winding, whether/not incorporating a stop-watch facility, case of precious metal or of metal clad with precious metal        | 85                | 608       | 27 093                  | 100 485    |
| 91012900 | Wrist-watches; not electrically operated, not automatic winding, whether or not incorporating a stop-watch facility, case of precious metal or of metal clad with precious metal | 10                | 655       | 40                      | 4 979 452  |

Tabel 3 : Ekspor Indonesia menurut Komoditi ( Kode HS 8 digit )

|          |   | Oktober 2020      |           |                         |            |
|----------|---|-------------------|-----------|-------------------------|------------|
| Kode H S | Uraian golongan barang  | Berat bersih (Kg) |           | Nilai F.O.B. ( U S \$ ) |            |
|          |   | Bulan ini         | Kumulatif | Bulan ini               | Kumulatif  |
| (1)      | (2)   | (3)               | (4)       | (5)                     | (6)        |
| 91019100 | Pocket-watches&oth watches incl stopwatches with case of precious metal/of metal clad w/precious metal,elctly operate | -                 | 1         | -                       | 5          |
| 91019900 | Pocket-watches&oth watches incl stopwatches with case of precious metal/metal clad w/precious metal,no elctly operate | 274               | 2 385     | 386 177                 | 2 754 747  |
| 91021100 | Wrist-watches, electrically operated, whether or not incorporating a stopwatch facility w/mechanical display only     | 14                | 187       | 26 345                  | 77 026     |
| 91021200 | Wrist-watches, electrically operated, whether or not incorporating a stopwatch facility w/optoelectr display only     | 65                | 346       | 13 378                  | 72 948     |
| 91021900 | Wrist-watches, electrically operated, whether/ not incorp.a stopwatch facility w/o mechanical&optoelectr display only | 106               | 1 612     | 48 033                  | 157 293    |
| 91022100 | Wrist-watches; whether or not incorporating a stop-watch facility, with automatic winding                             | 82                | 565       | 79 223                  | 401 559    |
| 91022900 | Wrist-watches; whether or not incorporating a stop-watch facility, with other than automatic winding                  | 98                | 1 372     | 382 558                 | 967 864    |
| 91029100 | Wrist-watches, pocket-watches&oth.watches with electrically operated  | 0                 | 10        | 10                      | 17 709     |
| 91029900 | Wrist-watches, pocket-watches&oth.watches with not electrically operated  | 295               | 2 024     | 351 915                 | 1 204 676  |
| 91031000 | Clocks with watch movements,excl clocks of heading 9104with electrically operated                                     | -                 | 113       | -                       | 7 440      |
| 91039000 | Clocks with watch movements, excl clocks ofh9104 not elect operated   | 24                | 28        | 105                     | 375        |
| 91040010 | Instrument panel clocks& clocks of a similar type, for vhel   | -                 | 38        | -                       | 3 217      |
| 91040090 | Instrument panel clocks & clocks of a similar type, for spacecraft  | -                 | 11        | -                       | 799        |
| 91051100 | Alarm clocks, electrically operated   | -                 | 169       | -                       | 370        |
| 91051900 | Alarm clocks,not electrically operated  | 9                 | 539       | 158                     | 5 369      |
| 91052100 | Wall clocks, electrically operated  | -                 | 143       | -                       | 326        |
| 91052900 | Wall clocks, not electrically operated  | 13                | 161       | 648                     | 8 228      |
| 91059190 | Oth clocks, oth than Marine chronometers electricallyoperated   | -                 | 0         | -                       | 188        |
| 91059990 | Oth clocks, oth than Marine chronometers not electrically operated  | -                 | 96        | -                       | 4 369      |
| 91061000 | Time-registers,time-recorders   | 14 347            | 128 415   | 1 038 165               | 9 145 757  |
| 91069090 | Oth time of day recording&measuring app oth than parkingmeter   | 7 699             | 39 720    | 645 450                 | 3 294 337  |
| 91070000 | Time switches with clock/watch movement/with synchronousmotor   | 2                 | 559       | 119                     | 19 251     |
| 91081900 | Watch move comp&assem oth than mechanical,opto-elect, electrically operated   | -                 | 2         | -                       | 640        |
| 91091000 | Clock movements,complete and assembled, electricallyoperated  | -                 | 1         | -                       | 36         |
| 91099000 | Clock movements,complete and assembled,not electricallyoperated   | -                 | 2         | -                       | 10 720     |
| 91109000 | Clocks; movements, whether or not complete, incomplete, assembled or unassembled                                      | -                 | 16        | -                       | 2 107      |
| 91118000 | Watch cases; n.e.c. in heading no. 9111   | -                 | 13        | -                       | 384        |
| 91119000 | Parts of watch cases  | 13                | 244       | 3 571                   | 24 988     |
| 91122000 | Clock cases and cases of a similar type for other goods of this chapter   | -                 | 4         | -                       | 1 015      |
| 91129000 | Part of clock cases&cases of a similar type forother goods of this chapter  | -                 | 1         | -                       | 72         |
| 91132000 | Watch straps,bands&bracelets of base metal,whether or not gold/silver plate   | -                 | 167       | -                       | 31 109     |
| 91139000 | Watch straps, watch bands, watch bracelets, and parts thereof; n.e.c. in heading no. 9113                             | 135               | 1 010     | 15 735                  | 173 233    |
| 91141000 | Springs, including hair-springs of clock or watch parts   | -                 | 5         | -                       | 2 292      |
| 91143000 | Dials of clock or watch parts   | -                 | 61        | -                       | 74         |
| 91149000 | Clock or watch parts; other than springs (including hairsprings), dials, plates, and bridges                          | 52                | 1 193     | 1 526                   | 38 797     |
| 92011000 | Upright pianos  | 844 243           | 6 701 800 | 6 860 066               | 53 743 317 |

Tabel 3 : Ekspor Indonesia menurut Komoditi ( Kode HS 8 digit )

|          |   | Oktober 2020      |            |                         |             |
|----------|---|-------------------|------------|-------------------------|-------------|
| Kode H S | Uraian golongan barang  | Berat bersih (Kg) |            | Nilai F.O.B. ( U S \$ ) |             |
|          |   | Bulan ini         | Kumulatif  | Bulan ini               | Kumulatif   |
| (1)      | (2)   | (3)               | (4)        | (5)                     | (6)         |
| 92012000 | Grand pianos  | 174 991           | 1 314 272  | 2 823 161               | 20 052 910  |
| 92019000 | Musical instruments; harpsichords and other keyboard stringed instruments n.e.c. in heading no. 9201                | 169               | 5 921      | 1 989                   | 27 038      |
| 92021000 | String musical instrument(violins,harps), played with a bow   | 12                | 2 451      | 30                      | 278 747     |
| 92029000 | Musical instruments; string, played other than with a bow (e.g. guitars and harps)                                  | 347 322           | 2 457 431  | 9 253 016               | 63 985 133  |
| 92051000 | Brass-wind instruments  | -                 | 2          | -                       | 84          |
| 92059010 | Keyboard pipe organ,harmonium&similar keyboard instrumentsw/ free metal reeds                                       | 4 523             | 62 138     | 93 397                  | 1 833 274   |
| 92059090 | Other wind musical instruments  | 83 134            | 683 483    | 3 525 825               | 27 749 185  |
| 92060000 | Percussion musical instruments (exp, drm,xylophones,cymbals, castanets)   | 330 539           | 1 860 892  | 859 929                 | 6 583 346   |
| 92071000 | Keyboard instruments,oth than accordions  | 2 075 545         | 14 440 519 | 17 367 152              | 121 681 290 |
| 92079000 | Musical instruments; (other than keyboard), the sound of which is produced or must be amplified electrically        | 825 404           | 6 157 393  | 16 096 307              | 115 431 997 |
| 92081000 | Musical boxes   | 9                 | 115        | 553                     | 3 201       |
| 92089090 | Fairground,mech street organ,sing bird, musical saw,othmusical instrument   | 5                 | 3 725      | 4                       | 22 013      |
| 92093000 | Musical instrument strings  | 458               | 3 399      | 38 726                  | 284 293     |
| 92099110 | Part&accessories, strung backs,keyboards& metal frames for upright pianos   | 108 542           | 1 068 344  | 726 400                 | 6 940 992   |
| 92099190 | Other parts and accessories for pianos  | 135 001           | 953 697    | 974 163                 | 7 284 777   |
| 92099200 | Parts & accessories for the musical instrument of stringmusical instrument  | 981               | 5 738      | 99 183                  | 203 510     |
| 92099400 | Parts&acc,the music instrument of sound of which isprod/must be amplified, elect                                    | 340 465           | 2 218 307  | 2 078 944               | 14 143 418  |
| 92099900 | Parts & accessories for oth musical instruments   | 45 018            | 404 177    | 605 199                 | 9 407 092   |
| 93019000 | Military weapons; other than revolvers, pistols, and arms of heading 9307, n.e.c. in heading 9301                   | 45                | 45         | 34 451                  | 34 451      |
| 93020000 | Revolvers & pistols, other than those of heading 9303/9304  | 4                 | 4          | 1 697                   | 1 697       |
| 93039000 | Pistol and revolver designed to only signal flares, forfiring ammunition, captive-bolt human killers,&line-throwing | -                 | 23         | -                       | 1 049       |
| 93040090 | Oth arms(spring,air/gas guns&pistols) excluding those ofheading 9307  | -                 | 1          | -                       | 30          |
| 93059190 | Parts&acc of military weapons of head 9301,of oth thanleath/textile materia   | -                 | 5          | -                       | 45          |
| 93063019 | Oth cartridges oth than 22 calibre cartridges of heading 93.02  | -                 | 1 208      | -                       | 54 055      |
| 93069000 | Bombs,grenades,torpedoes,mines,missiles, similar munitions of war & parts thereof                                   | 5                 | 5 267      | 140                     | 168 211     |
| 93070000 | Swords,cutlasses,bayonets,lances&similar arms&parts thereof & scabbards & sheaths                                   | 21                | 548        | 768                     | 11 528      |
| 94011000 | Seats of a kind used for aircraft   | -                 | 8 094      | -                       | 45 224      |
| 94012010 | Seats of a kind used for motor vehicles ofheading 8702/8703/8702/8703/8704  | 4 573             | 50 624     | 13 914                  | 638 924     |
| 94012090 | Seats of a kind used for motor vehicles oth than ofheading 8702/8703/8704   | 23 553            | 519 770    | 202 675                 | 5 353 061   |
| 94013000 | Swivel seats with variable height adjustment  | 1 004             | 14 929     | 7 971                   | 75 553      |
| 94014000 | Seats oth than garden seats/ camping equepment,convertible into beds  | 4 775             | 20 421     | 11 780                  | 61 462      |
| 94015200 | Seats of bamboo   | 1 959             | 22 580     | 4 956                   | 70 082      |
| 94015300 | Seats of rattan   | 1 086 616         | 9 883 494  | 6 664 257               | 56 543 002  |
| 94015900 | Seat of cane,osier or similar material  | 50 555            | 1 635 886  | 789 095                 | 19 443 890  |
| 94016100 | Seats; with wooden frames, upholstered, (excluding medical, surgical, dental, veterinary or barber furniture)       | 548 049           | 5 457 527  | 3 742 651               | 32 000 922  |
| 94016910 | Oth seats,with wooden frames, non-upholstered, withbackrest and/or the seat made of rattan                          | 497 721           | 4 317 667  | 2 351 548               | 20 157 854  |
| 94016990 | Oth seats,with wooden frames, non-upholstered, withoutbackrest and/or the seat made of rattan                       | 5 889 711         | 55 988 521 | 27 668 838              | 269 548 493 |
| 94017100 | Seats; with metal frames, upholstered, (excluding medical, surgical, dental, veterinary or barber furniture)        | 167 798           | 923 599    | 1 237 623               | 9 711 568   |
| 94017910 | Other seats, with metal frames, non-upholstered, withbackrest and/or the seat made of rattan                        | 223 975           | 4 847 989  | 1 286 484               | 10 442 142  |

Tabel 3 : Ekspor Indonesia menurut Komoditi ( Kode HS 8 digit )

|          |   | Oktober 2020      |             |                         |             |
|----------|---|-------------------|-------------|-------------------------|-------------|
| Kode H S | Uraian golongan barang  | Berat bersih (Kg) |             | Nilai F.O.B. ( U S \$ ) |             |
|          |   | Bulan ini         | Kumulatif   | Bulan ini               | Kumulatif   |
| (1)      | (2)   | (3)               | (4)         | (5)                     | (6)         |
| 94017990 | Other seats, with metal frames, non-upholstered, without backrest and/or the seat made of rattan                        | 335 278           | 2 772 060   | 2 957 728               | 23 901 759  |
| 94018000 | Seats; n.e.c. in heading no. 9401, (excluding medical, surgical, dental, veterinary or barber furniture)                | 109 296           | 1 295 245   | 508 925                 | 8 449 269   |
| 94019010 | Parts of aircraft seats (head 94011000)   | 16 451            | 144 258     | 114 510                 | 1 046 620   |
| 94019031 | headrest stiffeners for seats of subheading 94012010,   | 98                | 4 592       | 1 205                   | 15 765      |
| 94019039 | Parts of other seats  | 505 314           | 3 216 936   | 2 927 877               | 17 132 506  |
| 94019040 | Parts of seats of subheading 94013000   | -                 | 33          | -                       | 310         |
| 94019092 | Parts of seats of plastics  | 141 793           | 1 533 231   | 1 164 902               | 12 658 710  |
| 94019099 | Parts of seats of other than plastics   | 176 815           | 2 359 462   | 1 461 681               | 11 188 106  |
| 94021010 | Medis furniture, dentists chair & parts thereof   | -                 | 2           | -                       | 131         |
| 94021030 | Medis furniture, barbers chairs & similar chairs thereof & thereof  | 549               | 11 764      | 2 076                   | 28 633      |
| 94029010 | Furniture designed for medical, surgical/ veterinary purposes & parts thereof, other than chairs                        | 65 743            | 1 012 409   | 584 659                 | 8 198 807   |
| 94029020 | Commodes  | 542               | 1 183       | 2 968                   | 6 469       |
| 94029090 | Other furniture designed for medical, surgical/ veterinary purpose & part thereof, other than chairs and commodes       | 192 139           | 1 621 483   | 903 566                 | 7 904 649   |
| 94031000 | Metal furniture of a kind used in office  | 55 297            | 1 029 377   | 340 490                 | 6 780 348   |
| 94032010 | Other metal furniture, fume cupboards   | 47 630            | 215 739     | 215 882                 | 902 367     |
| 94032090 | Other metal furniture, other than fume cupboards  | 745 679           | 8 370 615   | 4 240 064               | 40 044 177  |
| 94033000 | Wooden furniture of a kind used in offices  | 804 081           | 6 768 522   | 2 028 134               | 17 997 016  |
| 94034000 | Wooden furniture of a kind used in the kitchen  | 4 443 332         | 35 380 037  | 11 764 468              | 87 847 787  |
| 94035000 | Wooden furniture of a kind used in the bedroom  | 5 560 050         | 39 557 161  | 19 975 214              | 140 911 031 |
| 94036010 | Other wooden furniture, fume cupboard   | 610 110           | 2 796 847   | 2 086 650               | 7 953 497   |
| 94036090 | Other wooden furniture, other than fume cupboard  | 23 387 572        | 193 803 694 | 74 315 329              | 655 817 019 |
| 94037010 | Furniture of plastics for baby walker   | 1 152             | 2 153       | 3 840                   | 8 365       |
| 94037020 | Furniture of plastics for fume cupboard   | -                 | 482         | -                       | 5 569       |
| 94037090 | Furniture of plastics other than for baby walker, fume cupboard   | 149 612           | 1 745 960   | 949 442                 | 14 630 280  |
| 94038200 | Furniture of bamboo   | 94 951            | 704 535     | 143 761                 | 1 156 982   |
| 94038300 | Furniture of rattan   | 444 551           | 3 937 533   | 2 915 326               | 21 939 813  |
| 94038910 | Fume Cupboard   | 27 766            | 42 330      | 150 982                 | 245 724     |
| 94038990 | Other furniture of cane, osier, bamboo or similar materials   | 124 373           | 1 806 490   | 768 823                 | 10 435 871  |
| 94039010 | Parts of baby walkers of plastics   | 5 885             | 29 811      | 40 535                  | 181 374     |
| 94039090 | Parts of metal, wood, plastics and bamboo furniture other than baby walker  | 2 297 696         | 11 769 378  | 6 210 062               | 30 755 122  |
| 94041000 | Mattress supports   | 130 643           | 1 644 153   | 501 049                 | 4 724 288   |
| 94042110 | Mattresses of cellular rubber, whether or not covered   | 21 947            | 409 874     | 166 139                 | 3 827 036   |
| 94042120 | Mattresses of cellular plastics, whether or not covered   | 3 123 876         | 34 030 745  | 11 056 798              | 120 423 866 |
| 94042910 | Mattress springs of other materials   | 2 562 734         | 4 607 654   | 6 864 314               | 11 447 790  |
| 94042920 | Mattress of hyperthermia or hypothermia type of other materials   | 8                 | 61 134      | 200                     | 135 514     |
| 94042990 | Mattress of other materials excluding spring mattress & hyperthermia or hypothermia type                                | 867 636           | 44 708 884  | 2 106 309               | 120 645 882 |
| 94043000 | Sleeping bags   | 2 363             | 19 106      | 49 729                  | 445 891     |
| 94049010 | Quilts, bedspreads & mattress protectors  | 108 344           | 574 164     | 690 784                 | 3 621 762   |
| 94049090 | Other articles of bedding & similar furnishing  | 260 270           | 2 596 133   | 2 301 046               | 20 175 775  |
| 94051020 | Chandeliers & other electric ceiling/wall lighting fittings electric ceiling/wall lighting fittings for operating rooms | -                 | 215         | -                       | 2 427       |
| 94051091 | Spotlights for ceiling or wall  | 536               | 9 537       | 6 547                   | 29 263      |
| 94051092 | Fluorescent lamps and lighting fittings   | -                 | 31 860      | -                       | 801 277     |
| 94051099 | Other fluorescent lamps and lighting fittings other than for operating rooms  | 98 112            | 291 609     | 789 596                 | 3 208 335   |
| 94052090 | Lamps of electric table, desk, bedside/ floor-standing lamps  | 28 934            | 310 680     | 146 495                 | 1 441 325   |
| 94053000 | Lighting sets of a kind used for Christmas trees  | 18                | 717 629     | 32                      | 4 778 129   |
| 94054020 | Searchlights  | 1 189             | 27 563      | 25 194                  | 356 777     |
| 94054040 | Other electric lamps of spotlights  | 10                | 5 205       | 1 901                   | 88 513      |
| 94054050 | Other electric lamps, of a kind used for lighting public open space/ thoroughfares                                      | 562               | 27 807      | 9 227                   | 354 473     |
| 94054060 | Other exterior lighting   | 1 000             | 30 814      | 21 175                  | 667 096     |



Tabel 3 : Ekspor Indonesia menurut Komoditi ( Kode HS 8 digit )

|          |   | Oktober 2020      |            |                         |             |
|----------|---|-------------------|------------|-------------------------|-------------|
| Kode H S | Uraian golongan barang  | Berat bersih (Kg) |            | Nilai F.O.B. ( U S \$ ) |             |
|          |   | Bulan ini         | Kumulatif  | Bulan ini               | Kumulatif   |
| (1)      | (2)   | (3)               | (4)        | (5)                     | (6)         |
| 94054070 | Non-flashing aerodrome beacons;lamps for railwayloc,aircraft, ships of base metal                                       | -                 | 1 091      | -                       | 35 363      |
| 94054080 | Pilot lamp with fitting for electro-thermic domestic applic of heading 85.16  | 37 764            | 1 616 398  | 629 582                 | 24 069 913  |
| 94054091 | Fibre optic headband lamps of kind designed for medical use   | -                 | 3          | -                       | 316         |
| 94054099 | Other lighting fittings   | 39 986            | 275 375    | 437 699                 | 4 241 864   |
| 94055011 | Non elect. Lamps of oil-burning, of bras forreligious rites   | 349               | 9 199      | 12 022                  | 158 241     |
| 94055019 | Other non elect. Lamps of oil-burning   | -                 | 1 365      | -                       | 7 414       |
| 94055040 | Hurricane lamps   | 5 407             | 33 054     | 33 263                  | 196 314     |
| 94055050 | Non-electrical lamps and lighting fittings,miners' lamps and quarrymen's lamps  | -                 | 1          | -                       | 11          |
| 94055090 | Other non elect lighting fittings   | 4 592             | 308 099    | 25 237                  | 577 184     |
| 94056010 | Warning signs, street name signs, road & traffic signs  | -                 | 311        | -                       | 19 774      |
| 94056090 | Others illuminated signs  | 1 330             | 7 684      | 29 936                  | 236 048     |
| 94059120 | Parts of glass for spotlights   | -                 | 5          | -                       | 377         |
| 94059140 | Parts of globes and chimneys  | -                 | 293        | -                       | 1 190       |
| 94059190 | Other parts of glass for other lamps & lighting fittings  | 176               | 1 063      | 1 124                   | 3 668       |
| 94059290 | Other parts of plastics for other lamps & lighting fittings   | 149               | 4 938      | 999                     | 58 462      |
| 94059910 | Parts Lampshades of textile material  | 481               | 4 217      | 5 241                   | 40 915      |
| 94059920 | Parts Lampshades of other material  | 13 844            | 78 726     | 127 966                 | 671 564     |
| 94059940 | Parts for searchlights or spotlightsoth than of glass & plastics  | -                 | 1 280      | -                       | 93 112      |
| 94059950 | Parts of lamp made of ceramics or metal   | 41                | 10 501     | 401                     | 116 883     |
| 94059990 | Other parts of lamp not made of ceramics, metal, glass, orplastics  | 17 982            | 197 261    | 176 973                 | 1 673 124   |
| 94061090 | Prefabricated buildings of wood   | 267 656           | 992 958    | 340 174                 | 1 639 819   |
| 94069011 | Greenhouses of non-wood, fitted with mechanical orthermal equipment made of iron or steel                               | 538               | 149 664    | 3 579                   | 164 588     |
| 94069019 | Greenhouses of non-wood, fitted with mech/thermal equipment oth than made of iron/steel                                 | 7 235             | 53 991     | 11 367                  | 120 541     |
| 94069020 | Prefabricated buildings of non-wood, fitted withmechanical or thermal equipment made of plastics/ alumunium             | 18                | 10 451     | 4                       | 24 946      |
| 94069030 | Prefabricated buildings of non-wood, fitted withmechanical or thermal equipment of iron or steel                        | 493 649           | 3 730 214  | 507 478                 | 5 309 278   |
| 94069040 | Prefabricated buildings of non-wood, fitted with mechanicalor thermal equipment of cement, concrete or artificial stone | 2 149             | 18 062     | 2 826                   | 19 333      |
| 94069090 | Prefabricated buildings of non-wood, fitted withmechanical or thermal equipment made of oth material                    | 21 322            | 199 514    | 43 544                  | 348 553     |
| 95030010 | Tricycles, scooters, pedal cars and similar wheeled toys;dolls carriages  | 46 148            | 115 236    | 222 503                 | 657 529     |
| 95030021 | Dolls, whether/not dressed  | 1 627 839         | 17 944 765 | 17 490 601              | 166 767 772 |
| 95030022 | Garments & garments accessories; footwear & headgear of dolls   | 2 634             | 70 916     | 24 008                  | 1 040 371   |
| 95030029 | Other parts and accessories for dolls   | 39 455            | 258 065    | 362 144                 | 2 686 479   |
| 95030030 | Electric trains toys, includ tracks, signals and other accessories thereof  | 135               | 5 871      | 3 017                   | 95 835      |
| 95030040 | Reduces size model aircraft assembly kits, working or notmodels, working or not   | 308 923           | 2 092 472  | 5 449 577               | 42 975 978  |
| 95030050 | Other construction sets& constructional toys, of materials other than plastics  | 2 358             | 17 935     | 35 155                  | 255 138     |
| 95030060 | Stuffed toys representing animals or non-human creatures  | 742 686           | 5 108 070  | 9 384 503               | 71 208 671  |
| 95030070 | Puzzles of all kinds  | 22 650            | 26 601     | 154 060                 | 199 421     |
| 95030091 | Numerical/alphabetical/animal blocks or cut-out; wordbuilders/making set;   | 29 331            | 236 934    | 270 540                 | 1 790 872   |
| 95030092 | Skipping ropes  | -                 | 13         | -                       | 8           |
| 95030093 | Marbles   | -                 | 153        | -                       | 513         |
| 95030094 | Toys of rubber  | 703               | 1 824      | 228                     | 12 596      |
| 95030099 | Other toys or parts   | 714 287           | 5 795 575  | 4 804 871               | 38 698 013  |
| 95042020 | Tables for billiards of all kinds   | 400               | 5 180      | 2 090                   | 16 701      |
| 95042030 | Billiard chawks   | 400               | 8 547      | 6 480                   | 124 582     |
| 95042090 | Oth articles & accessories for billiards of all kinds   | 306               | 4 399      | 24 484                  | 224 108     |
| 95043010 | Pintables or slot machines, operated by coins and by oth means of payment   | 2                 | 59         | 27                      | 628         |

Tabel 3 : Ekspor Indonesia menurut Komoditi ( Kode HS 8 digit )

|          |  | Oktober 2020      |           |                         |            |
|----------|--|-------------------|-----------|-------------------------|------------|
| Kode H S | Uraian golongan barang   | Berat bersih (Kg) |           | Nilai F.O.B. ( U S \$ ) |            |
|          |  | Bulan ini         | Kumulatif | Bulan ini               | Kumulatif  |
| (1)      | (2)  | (3)               | (4)       | (5)                     | (6)        |
| 95043020 | Parts of oth games of wood, paper or plastics  | -                 | 13        | -                       | 173        |
| 95043090 | Other games, operated by coins and by oth means of payment   | 22 215            | 209 893   | 275 395                 | 2 369 337  |
| 95044000 | Playing cards  | 346               | 45 268    | 4 680                   | 104 593    |
| 95045010 | Video game consoles and machines, other than those of subheading 9504.30, that used with a television receiver                               | 1                 | 18        | 5                       | 768        |
| 95045090 | Video game consoles and machines, other than those of subheading 9504.30, that used without a television receiver                            | 227               | 2 192     | 13 797                  | 188 670    |
| 95049021 | Darts & parts & accessories that made of wood, paper or plastics   | -                 | 96        | -                       | 346        |
| 95049029 | Darts & parts & accessories that made of material other than wood, paper and plastic   | -                 | 575       | -                       | 851        |
| 95049032 | Tables designed for use with casino games, of wood or of plastics  | -                 | 2         | -                       | 1          |
| 95049036 | Oth gambling equipment and paraphernalia   | -                 | 3         | -                       | 24         |
| 95049039 | Other gambling equipment & paraphernalia equipment   | 1                 | 1         | 1                       | 1          |
| 95049092 | Tables designed for game of wood/plastic not gambling equipment  | 660               | 6 921     | 4 104                   | 54 367     |
| 95049093 | Tables designed for games not of wood/ plastics, not gambling equipment  | -                 | 1         | -                       | 10         |
| 95049095 | Tables designed for games not made of wood/plastics/paper, not gambling equipment  | -                 | 2         | -                       | 34         |
| 95049099 | other table designed for games not wood/ plastics  | 202               | 1 876     | 5 281                   | 68 647     |
| 95051000 | Articles for christmas festivities   | 46 323            | 1 193 875 | 160 099                 | 3 704 023  |
| 95059000 | Festive,carnival/oth entertrn.articles incl conjuringtricks & novelty jokes  | 382 889           | 1 158 777 | 1 868 212               | 5 249 494  |
| 95061100 | Skis of snow-skis  | -                 | 16        | -                       | 305        |
| 95061900 | Snow-ski equipment   | 3 227             | 24 846    | 45 644                  | 427 275    |
| 95062100 | Sailboards   | 26 645            | 127 845   | 419 543                 | 2 250 712  |
| 95062900 | Water sport equipment; water-skis, surf-boards and other water-sport equipment, excluding sailboards   | 4 585             | 52 141    | 261 264                 | 1 280 463  |
| 95063100 | Golf clubs, complete   | 68                | 676       | 3 255                   | 31 151     |
| 95063200 | Balls for golf   | 434 087           | 2 709 056 | 3 231 084               | 19 207 166 |
| 95063900 | Golf equipment; other than clubs and balls   | 6 983             | 84 607    | 56 285                  | 398 048    |
| 95064010 | Tables tennis  | 1 629             | 9 822     | 60                      | 2 911      |
| 95064090 | Oth articles & equip for table-tennis  | 408               | 4 311     | 13 267                  | 132 017    |
| 95065100 | Lawn-tennis rackets, whether/not strung  | 100               | 593       | 10 043                  | 32 155     |
| 95065900 | Badminton or similar rackets, whether/ not strung  | 242               | 7 665     | 1 235                   | 644 613    |
| 95066100 | Lawn-tennis balls  | 9 532             | 68 893    | 87 719                  | 665 761    |
| 95066200 | Inflatable balls   | 14 982            | 368 882   | 140 579                 | 4 314 797  |
| 95066900 | Balls; (other than inflatable or for lawn-tennis, golf or table-tennis)  | 1 342             | 16 181    | 26 476                  | 336 665    |
| 95067000 | Ice skates & roller skates, incl skating boots with skates attached  | 5                 | 69        | 53                      | 1 134      |
| 95069100 | Artic & equip for general physics exercise, gymnastics or athletics  | 7 353             | 74 210    | 56 643                  | 1 840 268  |
| 95069910 | Bows (including crossbows) and arrows  | 7                 | 1 445     | 511                     | 8 876      |
| 95069920 | Nets, cricket pads and shin guards   | 10 627            | 99 609    | 209 110                 | 2 005 400  |
| 95069930 | Shuttlecocks   | 756               | 6 813     | 21 563                  | 271 375    |
| 95069990 | Articles & equipment for outdoor games, swimming pools and paddling tools  | 22 756            | 269 804   | 254 746                 | 4 003 112  |
| 95071000 | Fishing rods   | 23 193            | 191 668   | 2 702 711               | 22 974 664 |
| 95072000 | Fish-hooks, whether/not snelled  | 10 008            | 115 472   | 717 424                 | 6 326 127  |
| 95073000 | Fishing reels  | 2 177             | 6 585     | 58 392                  | 190 562    |
| 95079000 | Fishing tackle n.e.c., butterfly nets, decoy birds (other than those of heading no. 9208 or 9705) and similar hunting or shooting requisites | 44 094            | 340 942   | 1 412 204               | 10 351 278 |
| 95089000 | Roundabouts,swings,shooting galleries& oth fairgroundamusement;trave theatres  | -                 | 834       | -                       | 5 590      |
| 96011090 | Articles of ivory oth than cigarette cases, tobaccojars, and ornamen   | 410               | 11 595    | 3 011                   | 276 389    |
| 96019011 | Cigar or cigarette cases, tobacco jars;ornamental articles of mother-of-pearl or tortoise-shell  | 18 444            | 146 172   | 109 002                 | 859 239    |

Tabel 3 : Ekspor Indonesia menurut Komoditi ( Kode HS 8 digit )

|          |   | Oktober 2020      |            |                         |            |
|----------|---|-------------------|------------|-------------------------|------------|
| Kode H S | Uraian golongan barang  | Berat bersih (Kg) |            | Nilai F.O.B. ( U S \$ ) |            |
|          |   | Bulan ini         | Kumulatif  | Bulan ini               | Kumulatif  |
| (1)      | (2)   | (3)               | (4)        | (5)                     | (6)        |
| 96019012 | Pearl Nucleus   | -                 | 185        | -                       | 4 500      |
| 96019019 | Oth article made of mother-of-pearl or tortoise-shell exclcigar/cigarette case, tobacco jar, ornamental&pearl nucleus | 70 705            | 342 164    | 191 254                 | 1 088 236  |
| 96019090 | Bone, horn, antlers, coral, and articles made of them   | -                 | 25 061     | -                       | 237 620    |
| 96020010 | Gelatin capsules for pharmaceutical products  | 52 579            | 599 579    | 1 419 262               | 13 530 653 |
| 96020020 | Cigar/cigarette cases, tobacco jars & household ornamentalarticles  | -                 | 592        | -                       | 7 573      |
| 96020090 | Oth worked veget/minerl carving material&articles of these materials  | 3 470             | 86 687     | 40 365                  | 344 367    |
| 96031010 | Brushes consisting of twig/oth vegetable materials bound together   | 242 393           | 2 598 474  | 137 221                 | 1 300 788  |
| 96031020 | Brooms consisting of twig/oth vegetable materials boundtogether   | 7 384 500         | 54 787 262 | 2 727 936               | 19 272 065 |
| 96032100 | Tooth brushes, incl dental-plate brushes  | 38 145            | 404 734    | 537 018                 | 5 173 687  |
| 96032900 | Shaving brushes, hair brush, nail brush, eyelash & oth brush for use on the person                                    | 25 015            | 244 267    | 308 508                 | 2 069 339  |
| 96033000 | Artists' brushes, writing brush & similar brushes for the application of cosmetic                                     | 847               | 4 517      | 13 775                  | 44 208     |
| 96034000 | Paint, distemper, varnish/similar brushes oth than 9603.30; Paint pads & rollers                                      | 319 403           | 2 883 189  | 1 406 961               | 13 568 532 |
| 96035000 | Brushes; constituting parts of machines, appliances or vehicles   | 43                | 311        | 1 214                   | 13 187     |
| 96039010 | Prepared knots and tufts for broom or brush making  | -                 | 92 617     | -                       | 328 610    |
| 96039020 | Hand-operated mechanical floor sweepers, not motorised  | 10                | 16 182     | 12                      | 22 559     |
| 96039040 | Other brushes, other than tooth brush, hair brush, shaving brush  | -                 | 1 723      | -                       | 18 093     |
| 96039090 | Mops and feather dusters; squeegees (oth than rollersqueegees)  | 23 561            | 476 648    | 183 579                 | 1 810 014  |
| 96040010 | Hand sieves and hand riddles of metal   | -                 | 901        | -                       | 13 048     |
| 96040090 | Hand sieves and hand riddles of other material  | 50                | 1 968      | 88                      | 14 889     |
| 96050000 | Travel sets for personal toilet, sewing or shoe or clothes cleaning   | 7 986             | 74 248     | 120 329                 | 1 317 021  |
| 96061010 | Press-fasteners, snap-fasteners and press-studs and part therefor of plastic  | 56                | 3 283      | 5 692                   | 82 930     |
| 96061090 | Press-fasteners, snap-fasteners and press-studs and part therefor of other  | 24 997            | 194 908    | 356 592                 | 2 814 809  |
| 96062100 | Buttons of plastics, not covered with textile material  | 18                | 440        | 2 633                   | 37 055     |
| 96062200 | Buttons of base metal, not covered with textile material  | 5                 | 1 062      | 164                     | 57 437     |
| 96062900 | Buttons; of other than base metal or plastics, not covered with textile material                                      | 17 420            | 72 653     | 94 965                  | 607 216    |
| 96063010 | Button moulds & other parts of buttons; button blanks, of plastic   | 736               | 5 877      | 10 063                  | 74 336     |
| 96063090 | Button moulds & other parts of buttons; button blanks, of other material  | 5 733             | 50 414     | 267 862                 | 1 566 961  |
| 96071100 | Slide fasteners fitted with chain scoops of base metal  | 28 144            | 729 045    | 50 813                  | 1 395 464  |
| 96071900 | Slide fasteners; other than those fitted with chain scoops of base metal  | 40 214            | 283 136    | 373 513                 | 2 859 328  |
| 96072000 | Parts of slide fasteners  | 875 427           | 8 239 623  | 6 022 535               | 53 955 622 |
| 96081010 | Ball point pens of plastics   | 6 428             | 96 890     | 73 642                  | 1 370 360  |
| 96081090 | Ball point pens of other than plastics  | 14 336            | 199 508    | 331 959                 | 4 985 653  |
| 96082000 | Felt tipped & other porous-tipped pens and markers  | 45 062            | 543 857    | 383 593                 | 4 574 432  |
| 96083020 | Fountain pens   | 13                | 6 979      | 21                      | 85 760     |
| 96083090 | Oth fountain pens, stylograph pens and other pens   | 5                 | 6 505      | 66                      | 1 879 783  |
| 96084000 | Propelling or sliding pencils   | 45                | 909        | 2 366                   | 81 038     |
| 96085000 | Sets of articles from two or more of the foregoing subheadings  | 17                | 994        | 286                     | 59 160     |
| 96086010 | Refills for ball point pens, comprising the ball point&ink- of plastics   | 1                 | 1 584      | 13                      | 49 769     |
| 96086090 | Refills for ball point pens, comprising the ball point&ink- of other than plastics                                    | 29                | 1 984      | 1 386                   | 158 437    |
| 96089190 | Pen nibs and nib points of oth than gold and gold plated Pen nibs and nib points of oth material                      | -                 | 533        | -                       | 51 024     |
| 96089991 | Parts of ball point pens of plastics  | -                 | 1 751      | -                       | 44 786     |

Tabel 3 : Ekspor Indonesia menurut Komoditi ( Kode HS 8 digit )

|          |   | Oktober 2020      |            |                         |            |
|----------|---|-------------------|------------|-------------------------|------------|
| Kode H S | Uraian golongan barang  | Berat bersih (Kg) |            | Nilai F.O.B. ( U S \$ ) |            |
|          |   | Bulan ini         | Kumulatif  | Bulan ini               | Kumulatif  |
| (1)      | (2)   | (3)               | (4)        | (5)                     | (6)        |
| 96089999 | Penholders,pencil-holders&similar holder;parts of ball poin   | 201               | 3 610      | 539                     | 26 699     |
| 96091010 | Black pencils, with lead encased in a rigid sheath  | 64 698            | 1 586 546  | 621 077                 | 12 304 751 |
| 96091090 | Crayons & oth pencils with lead encased in a rigid sheath   | 235 035           | 2 415 747  | 2 292 122               | 23 367 008 |
| 96092000 | Pencil leads, black or coloured   | 11 655            | 109 679    | 77 740                  | 760 912    |
| 96099010 | Slate pencils for school slates   | 510               | 525        | 3 718                   | 3 877      |
| 96099030 | Pencils & crayons other than those of subheading 9609.10  | 52                | 4 520      | 473                     | 24 093     |
| 96099091 | Writing or drawing chalks   | 8                 | 285 626    | 12                      | 261 077    |
| 96099099 | Pastels, drawing charcoals, tailors' cha and other pencils  | 500 128           | 3 157 962  | 979 915                 | 6 900 594  |
| 96100010 | School slates, with writing or drawing surfaces   | 18 156            | 46 852     | 42 699                  | 106 370    |
| 96100090 | Boards and oth slates, with writing or drawing surfaces   | 232 290           | 2 113 091  | 482 811                 | 4 717 512  |
| 96110000 | Date, seal/numbering stamps & the like,in the hand operatd;hand composing stick                             | 85                | 781        | 830                     | 29 724     |
| 96121010 | Ribbons of textile fabric   | 72 917            | 701 794    | 1 009 293               | 8 151 819  |
| 96121090 | Ribbons of other materials or similar ribbons   | 763               | 43 376     | 26 899                  | 699 530    |
| 96122000 | Ink-pads  | 3                 | 153        | 19                      | 63         |
| 96131010 | Pocket lighters, gas fuelled, non- refillable of plastics   | 4                 | 178        | 4                       | 49         |
| 96131090 | Pocket lighters, gas fuelled, non-refillable of other materials   | -                 | 49         | -                       | 257        |
| 96132090 | Pocket lighters, gas fuelled, refillable of other materials   | 1                 | 16         | 10                      | 236        |
| 96138010 | Piezo-electric lighters for stoves and ranges   | 124 488           | 602 518    | 659 829                 | 3 144 853  |
| 96138090 | Lighters; whether or not mechanical or electrical, n.e.c. in heading no. 9613                               | -                 | 1          | -                       | 29         |
| 96139010 | Refilled cartridge or oth receptaclespart of mechncl lighter,cont liquid fuel                               | 456               | 6 815      | 37 286                  | 147 721    |
| 96139090 | Other parts of lighters   | -                 | 0          | -                       | 29         |
| 96140010 | Roughly shaped blocks of wood or rootfor the manufacture of pipes   | -                 | 3          | -                       | 150        |
| 96140090 | Smoking pipes and cigar or cigaretteholder and parts thereof  | 14                | 458        | 523                     | 7 506      |
| 96151120 | Combs, hair-slides and the like of hard rubbers   | 984               | 2 296      | 6 783                   | 16 547     |
| 96151130 | Combs, hair-slides and the like of plastics   | 506               | 3 568      | 3 403                   | 17 600     |
| 96151900 | Combs, hair-slides and the likeother than hard rubbers or plastics  | 103               | 5 916      | 1 144                   | 32 296     |
| 96159011 | Decorative hair pins of aluminium   | -                 | 1 465      | -                       | 6 139      |
| 96159012 | Decorative hair pins of iron or steel   | -                 | 12         | -                       | 175        |
| 96159019 | Other decorative hair pins  | 66                | 1 654      | 1 258                   | 20 900     |
| 96159021 | Parts of combs, hair pins and the like of aluminium   | -                 | 1          | -                       | 8          |
| 96159022 | Parts of combs, hair pins and the like of iron or steel   | -                 | 12         | -                       | 124        |
| 96159023 | Parts of combs, hair pins and the like of plastics  | -                 | 2 738      | -                       | 16 585     |
| 96159029 | Other parts of combs, hair pins, and the like   | -                 | 20         | -                       | 104        |
| 96159091 | Curling grips, hair-curlers and the like of aluminium   | -                 | 920        | -                       | 474        |
| 96159092 | Curling grips, hair-curlers and the like of iron or steel   | 25                | 633        | 305                     | 865        |
| 96159093 | Curling grips, hair-curlers and the like of plastics  | -                 | 3          | -                       | 30         |
| 96159099 | Other curling grips, hair-curlers and the like  | 6                 | 853        | 58                      | 3 750      |
| 96161010 | Scent sprays and similar toilet sprays  | -                 | 29 131     | -                       | 695 288    |
| 96161020 | Mounts and heads of scent sprays and similar toilet sprays  | 16 482            | 165 366    | 92 846                  | 1 245 855  |
| 96162000 | Powder-puffs & pads for the applicationof cosmetics or toilet preparations                                  | 1 148             | 29 036     | 18 691                  | 182 751    |
| 96170010 | Vacuum flasks and other vacuum vessels  | 8 154             | 120 403    | 19 203                  | 230 071    |
| 96170020 | Parts of vacuum flasks or vacuum vessels  | 3                 | 95         | 97                      | 663        |
| 96180000 | Tailor' dummies, oth lay figure;automata& animated displ. shop window dressing                              | 3 743             | 43 086     | 134 200                 | 1 684 881  |
| 96190011 | Disposible sanitary towel,tanpon,napkinwith an absorbent core of textile                                    | 11 424            | 360 573    | 64 430                  | 2 180 784  |
| 96190012 | Sanitary towels and tampons of paper, paper pulp, cellulose wadding or webs of cellulose fibres             | 156 346           | 2 237 167  | 853 314                 | 10 857 983 |
| 96190013 | Baby napkins and pads for incontinence, of paper, paper pulp, cellulose wadding or webs of cellulose fibres | 3 313 124         | 22 178 157 | 8 180 691               | 55 300 854 |
| 96190014 | Other disposable articles made of paper, paper pulp, cellulose wadding or webs of cellulose fibres          | 41 273            | 453 232    | 132 502                 | 1 461 816  |
| 96190019 | Oth disposable sanitary towel, tampons, napkins and napkinsliners for babies                                | 691 605           | 8 334 593  | 1 960 070               | 21 376 127 |
| 96190091 | Sanitary towel,tampon,napkin, knitted or crocheted with an absorb core of textile                           | 868               | 21 574     | 25 398                  | 236 130    |

Tabel 3 : Ekspor Indonesia menurut Komoditi ( Kode HS 8 digit )

| Kode H S            | Uraian golongan barang  | Oktober 2020          |                        |                         |                        |
|---------------------|---|-----------------------|------------------------|-------------------------|------------------------|
|                     |   | Berat bersih (Kg)     |                        | Nilai F.O.B. ( U S \$ ) |                        |
|                     |   | Bulan ini             | Kumulatif              | Bulan ini               | Kumulatif              |
| (1)                 | (2)   | (3)                   | (4)                    | (5)                     | (6)                    |
| 96190099            | Oth sanitary towel, tampons, napkins, with an absorbent core of wad of oth material | 32 150                | 130 710                | 43 484                  | 398 001                |
| 96200010            | Monopods, bipods, tripods and similar articles made of plastics                     | 1 769                 | 54 562                 | 43 995                  | 785 994                |
| 96200030            | Monopods, bipods, tripods and similar articles made of iron and steel               | 25                    | 113                    | 74                      | 197                    |
| 96200040            | Monopods, bipods, tripods and similar articles made of alumunium                    | 20                    | 1 057                  | 1 799                   | 69 903                 |
| 96200090            | Monopods, bipods, tripods and similar articles made of other material               | 9                     | 141                    | 59                      | 2 983                  |
| 97011000            | Paintings, drawings and pastels,executed entirely by hand                           | 15 548                | 133 674                | 214 561                 | 1 409 525              |
| 97019000            | Colleges & similar decorative plaquesexecuted entirely by hand                      | 17 781                | 535 038                | 220 889                 | 3 450 453              |
| 97030000            | Original sculptures and statuary, in any material.                                  | 48 152                | 493 874                | 39 570                  | 626 194                |
| 97040000            | Postage/revenue stamps, stamp postmark,first-day covers, stamped paper              | 7                     | 104                    | 82                      | 3 000                  |
| 99991000            | Postal packages n.c.a.k   | 71 695                | 934 302                | 1 751 293               | 45 800 232             |
| <b>Total Ekspor</b> |   | <b>47 217 679 455</b> | <b>469 867 843 182</b> | <b>14 362 242 633</b>   | <b>131 508 858 211</b> |

Sumber : dokumen PEB dan non PEB, diolah

Tabel 4. Ekspor Indonesia menurut Negara Tujuan

Oktober 2020

| Kode Negara | Negara Tujuan     | Berat bersih / Net weight (Kg) |                 | Nilai / Value F.O.B. ( U S \$ ) |                |
|-------------|-------------------|--------------------------------|-----------------|---------------------------------|----------------|
|             |                   | Bulan ini                      | Kumulatif       | Bulan ini                       | Kumulatif      |
| (1)         | (2)               | (3)                            | (4)             | (5)                             | (6)            |
| JP          | Jepang            | 2 295 649 988                  | 29 796 537 269  | 1 063 684 351                   | 11 052 998 410 |
| HK          | Hong Kong         | 167 378 861                    | 3 553 258 309   | 105 012 279                     | 1 777 658 096  |
| KP          | Korea Utara       | 1                              | 15              | 37                              | 607            |
| KR          | Korea Selatan     | 2 962 793 453                  | 28 014 876 409  | 532 273 832                     | 5 254 446 160  |
| TW          | Taiwan            | 1 856 997 778                  | 17 930 034 056  | 376 977 102                     | 3 366 700 296  |
| CN          | Tiongkok          | 11 729 905 400                 | 149 450 477 453 | 2 957 833 608                   | 24 766 913 684 |
| MN          | Mongolia          | 168 735                        | 8 815 908       | 401 168                         | 22 057 736     |
| MO          | Makau             | 31 124                         | 251 248         | 84 303                          | 981 626        |
| PG          | Papua Nugini      | 35 105 157                     | 208 680 136     | 12 692 073                      | 115 252 202    |
| TH          | Thailand          | 1 648 521 030                  | 17 636 600 732  | 432 251 708                     | 4 109 434 843  |
| SG          | Singapura         | 1 660 421 764                  | 13 046 702 040  | 807 000 554                     | 9 096 372 146  |
| PH          | Filipina          | 3 039 116 559                  | 27 280 319 407  | 613 967 261                     | 4 755 374 690  |
| MY          | Malaysia          | 3 145 383 828                  | 29 675 689 704  | 716 429 101                     | 6 231 861 635  |
| MM          | Myanmar           | 115 171 067                    | 1 283 508 690   | 107 539 192                     | 876 886 634    |
| KH          | Kamboja           | 203 812 244                    | 2 512 467 664   | 47 127 839                      | 453 959 871    |
| BN          | Brunei Darussalam | 112 815 738                    | 1 118 187 305   | 13 618 006                      | 103 548 286    |
| LA          | Laos              | 146 462                        | 715 825         | 554 122                         | 4 227 274      |
| NP          | Nepal             | 1 141 820                      | 12 726 848      | 1 423 215                       | 13 539 665     |
| BT          | Bhutan            | -                              | 246 465         | -                               | 925 823        |
| VN          | Vietnam           | 2 049 814 286                  | 18 215 348 965  | 544 244 844                     | 3 913 751 117  |
| MV          | Maladewa          | 12 682 445                     | 73 096 135      | 3 136 117                       | 24 649 226     |
| IN          | India             | 11 286 290 485                 | 87 438 377 903  | 909 205 304                     | 8 104 678 039  |
| PK          | Pakistan          | 416 062 025                    | 4 964 582 047   | 207 849 401                     | 1 722 456 280  |
| BD          | Bangladesh        | 1 173 216 559                  | 8 160 778 065   | 148 838 105                     | 1 298 833 307  |
| LK          | Sri Lanka         | 71 764 059                     | 363 549 275     | 35 522 066                      | 218 468 345    |
| AF          | Afganistan        | 839 101                        | 11 592 047      | 2 263 425                       | 18 956 922     |
| IQ          | Irak              | 10 523 082                     | 183 464 013     | 11 770 446                      | 151 056 403    |
| IR          | Iran              | 4 946 917                      | 159 045 945     | 7 022 755                       | 171 719 914    |
| SA          | Arab Saudi        | 131 120 799                    | 878 416 081     | 109 559 865                     | 1 083 292 668  |
| IL          | Israel            | 6 311 625                      | 76 795 528      | 18 789 131                      | 120 024 545    |
| KW          | Kuwait            | 4 162 219                      | 71 478 507      | 6 901 200                       | 115 707 615    |
| JO          | Yordania          | 9 132 979                      | 89 905 466      | 11 025 261                      | 84 206 857     |
| LB          | Lebanon           | 14 030 656                     | 57 702 106      | 5 901 918                       | 40 962 108     |
| PS          | Palestina         | 110 834                        | 516 133         | 373 193                         | 1 889 352      |
| YE          | Yaman             | 10 736 787                     | 141 629 289     | 11 156 238                      | 118 406 244    |
| OM          | Oman              | 12 222 219                     | 135 119 398     | 10 828 409                      | 158 604 082    |
| SY          | Suriah            | 5 159 031                      | 20 497 242      | 3 376 917                       | 18 314 486     |
| TR          | Turki             | 80 846 574                     | 834 637 067     | 93 453 828                      | 851 769 836    |
| AE          | Uni Emirat Arab   | 232 417 709                    | 890 323 720     | 100 690 090                     | 1 023 549 985  |
| QA          | Qatar             | 3 947 796                      | 73 863 629      | 6 266 410                       | 169 187 699    |
| BH          | Bahrain           | 1 481 968                      | 19 598 745      | 1 779 418                       | 30 782 798     |
| CY          | Siprus            | 449 290                        | 5 901 606       | 562 798                         | 7 705 462      |
| EG          | Mesir             | 107 723 539                    | 1 099 922 767   | 97 231 471                      | 850 974 874    |
| LY          | Libia             | 421 293                        | 11 350 434      | 643 910                         | 15 309 152     |
| MA          | Maroko            | 3 776 114                      | 38 515 518      | 6 230 699                       | 61 490 085     |
| TN          | Tunisia           | 3 967 179                      | 60 120 817      | 3 890 118                       | 45 540 757     |
| DZ          | Aljazair          | 14 100 160                     | 149 645 540     | 11 510 315                      | 129 521 258    |
| SD          | Sudan             | 13 810 655                     | 88 798 870      | 13 663 697                      | 89 284 203     |
| ER          | Eritrea           | -                              | 889 038         | -                               | 626 648        |
| LS          | Lesotho           | -                              | 3 268           | -                               | 230 786        |
| NA          | Namibia           | 150 972                        | 606 699         | 187 743                         | 1 320 850      |
| ET          | Etiopia           | 1 792 603                      | 27 818 585      | 2 103 658                       | 34 303 889     |
| TZ          | Tanzania          | 35 752 914                     | 261 227 038     | 28 883 342                      | 193 163 908    |
| MG          | Madagaskar        | 4 388 067                      | 53 264 816      | 3 087 062                       | 40 402 295     |
| SO          | Somalia           | 3 527 527                      | 38 572 796      | 6 315 897                       | 62 421 152     |
| KE          | Kenya             | 40 175 420                     | 391 702 508     | 31 057 597                      | 290 992 698    |
| RE          | Reunion           | 753 128                        | 86 612 981      | 1 264 144                       | 16 394 760     |
| MZ          | Mozambik          | 3 393 508                      | 80 424 253      | 2 569 860                       | 51 366 599     |
| BW          | Botswana          | 53 287                         | 309 316         | 80 063                          | 345 681        |
| GQ          | Guinea Ekuatorial | 384 978                        | 5 241 277       | 421 727                         | 4 745 061      |
| TG          | Togo              | 13 132 963                     | 113 221 270     | 12 836 187                      | 104 816 470    |
| GH          | Ghana             | 13 321 162                     | 114 525 109     | 13 621 154                      | 110 197 770    |

Tabel 4. Ekspor Indonesia menurut Negara Tujuan

|             |                            | Oktober 2020                   |               |                                 |                |
|-------------|----------------------------|--------------------------------|---------------|---------------------------------|----------------|
| Kode Negara | Negara Tujuan              | Berat bersih / Net weight (Kg) |               | Nilai / Value F.O.B. ( U S \$ ) |                |
|             |                            | Bulan ini                      | Kumulatif     | Bulan ini                       | Kumulatif      |
| (1)         | (2)                        | (3)                            | (4)           | (5)                             | (6)            |
| LR          | Liberia                    | 512 669                        | 26 386 501    | 758 815                         | 21 584 758     |
| GN          | Guinea                     | 12 972 082                     | 66 911 250    | 9 801 742                       | 56 375 418     |
| AO          | Angola                     | 11 237 942                     | 120 624 766   | 8 145 726                       | 88 747 176     |
| CG          | Republik Demokratik Kongo  | 4 434 773                      | 74 480 573    | 3 920 218                       | 57 506 692     |
| CM          | Kamerun                    | 1 643 682                      | 17 452 859    | 1 730 590                       | 19 303 962     |
| NG          | Nigeria                    | 25 469 340                     | 260 146 626   | 29 108 631                      | 308 116 857    |
| SL          | Sierra Leone               | 997 777                        | 9 942 220     | 1 078 231                       | 10 455 220     |
| GA          | Gabon                      | 121 258                        | 2 809 923     | 315 264                         | 5 042 781      |
| CI          | Pantai Gading              | 7 512 940                      | 66 900 076    | 6 208 985                       | 59 728 902     |
| SN          | Senegal                    | 3 723 735                      | 75 321 311    | 3 412 624                       | 61 029 834     |
| MR          | Mauritania                 | 8 333 865                      | 95 711 858    | 6 775 862                       | 71 056 367     |
| ML          | Mali                       | 603 958                        | 3 512 845     | 1 435 282                       | 5 856 502      |
| BJ          | Benin                      | 14 108 711                     | 147 633 449   | 11 432 704                      | 109 695 898    |
| BF          | Burkina Faso               | 1 151 107                      | 3 308 492     | 1 644 540                       | 9 277 250      |
| GW          | Guinea Bissau              | 22 000                         | 845 570       | 12 320                          | 559 350        |
| GM          | Gambia                     | 1 158 004                      | 60 640 139    | 1 049 801                       | 45 501 374     |
| SC          | Seychelles                 | 56 504                         | 903 867       | 292 622                         | 3 081 479      |
| UG          | Uganda                     | 63 221                         | 1 485 252     | 208 440                         | 3 566 726      |
| CF          | Afrika Tengah              | -                              | 774 154       | -                               | 1 147 199      |
| NE          | Niger                      | 106 725                        | 1 094 327     | 356 569                         | 3 159 782      |
| TD          | Cad                        | 1 607                          | 87 736        | 127 956                         | 976 362        |
| DJ          | Jibuti                     | 32 030 067                     | 216 011 435   | 26 603 853                      | 165 225 141    |
| SH          | Santa Helena               | 228                            | 796           | 14 379                          | 16 814         |
| ST          | Sao Tome dan Principe      | 144                            | 1 626 678     | 9 570                           | 1 375 057      |
| SZ          | Swaziland                  | 29 529                         | 255 328       | 183 945                         | 2 075 374      |
| ZA          | Afrika Selatan             | 41 954 630                     | 446 076 841   | 51 943 099                      | 458 191 138    |
| ZW          | Zimbabwe                   | 527 923                        | 1 373 151     | 503 417                         | 2 066 478      |
| ZM          | Zambia                     | 49 658                         | 311 773       | 197 544                         | 1 433 529      |
| MW          | Malawi                     | 1 329 530                      | 11 821 017    | 1 698 331                       | 9 986 982      |
| KM          | Komoro                     | 134 710                        | 3 037 489     | 103 085                         | 3 479 226      |
| BI          | Burundi                    | 22 735                         | 139 193       | 58 578                          | 355 535        |
| MU          | Mauritius                  | 92 733 568                     | 377 892 391   | 8 875 893                       | 58 493 500     |
| RW          | Rwanda                     | 1 751                          | 720 703       | 39 579                          | 759 983        |
| YT          | Mayotte                    | 287 064                        | 2 077 382     | 289 687                         | 1 766 316      |
| CD          | Kongo                      | 571 712                        | 6 639 509     | 618 103                         | 6 610 961      |
| AU          | Australia                  | 144 439 199                    | 1 783 584 297 | 206 538 282                     | 2 017 300 824  |
| NZ          | Selandia Baru              | 226 390 589                    | 2 006 340 471 | 43 338 855                      | 394 235 625    |
| FM          | Mikronesia                 | 34 236                         | 953 505       | 44 954                          | 931 688        |
| GU          | Guam                       | 74 424                         | 713 601       | 65 295                          | 642 837        |
| PW          | Belau                      | 28 698                         | 140 924       | 24 838                          | 184 085        |
| NR          | Nauru                      | 36 239                         | 457 150       | 86 769                          | 550 167        |
| NC          | Kaledonia Baru             | 684 648                        | 4 994 826     | 1 394 733                       | 13 135 798     |
| MP          | Northern Mariana Islands   | 6 653                          | 333 136       | 23 800                          | 483 728        |
| VC          | Saint Vincent dan Grenadin | 35 406                         | 193 051       | 35 251                          | 253 173        |
| VU          | Vanuatu                    | 1 143 747                      | 3 840 008     | 510 385                         | 3 605 798      |
| WF          | Wallis And Futuna Islands  | -                              | 33 495        | -                               | 92 958         |
| AS          | American Samoa             | 76 930                         | 1 508 744     | 110 397                         | 2 349 939      |
| CK          | Cook Islands               | 26 681                         | 217 715       | 53 034                          | 669 366        |
| FJ          | Fiji                       | 1 120 056                      | 40 804 575    | 1 788 934                       | 17 857 180     |
| KI          | Kiribati                   | 297 762                        | 1 904 165     | 328 471                         | 2 172 807      |
| MH          | Marshall (Kepulauan)       | 171 919                        | 1 022 067     | 406 859                         | 4 184 006      |
| WS          | Samoa                      | 790 424                        | 5 904 126     | 1 002 657                       | 8 425 259      |
| SB          | Kepulauan Solomon          | 1 182 188                      | 7 861 036     | 1 481 916                       | 11 186 570     |
| TO          | Tonga                      | 412 294                        | 2 573 901     | 617 101                         | 3 392 858      |
| TV          | Tuvalu                     | 18 965                         | 72 256        | 18 238                          | 93 682         |
| TK          | Tokelau                    | -                              | 11 000        | -                               | 15 780         |
| PN          | Pitcairn                   | -                              | 115           | -                               | 2 101          |
| TL          | Timor Leste                | 56 051 627                     | 341 159 299   | 23 840 224                      | 180 822 917    |
| US          | Amerika Serikat            | 483 668 722                    | 4 549 193 107 | 1 636 527 697                   | 15 145 272 174 |
| CA          | Kanada                     | 22 597 129                     | 198 024 297   | 66 207 027                      | 632 757 917    |
| MX          | Meksiko                    | 89 358 640                     | 756 559 868   | 131 388 979                     | 797 240 715    |
| GT          | Guatemala                  | 1 338 696                      | 32 119 537    | 2 580 295                       | 44 823 135     |

Tabel 4. Ekspor Indonesia menurut Negara Tujuan

Oktober 2020

| Kode Negara | Negara Tujuan              | Berat bersih / Net weight (Kg) |               | Nilai / Value F.O.B. ( U S \$ ) |               |
|-------------|----------------------------|--------------------------------|---------------|---------------------------------|---------------|
|             |                            | Bulan ini                      | Kumulatif     | Bulan ini                       | Kumulatif     |
| (1)         | (2)                        | (3)                            | (4)           | (5)                             | (6)           |
| HN          | Honduras                   | 973 428                        | 12 596 630    | 3 240 493                       | 27 316 205    |
| NI          | Nikaragua                  | 422 668                        | 4 383 069     | 673 179                         | 13 420 856    |
| PA          | Panama                     | 706 351                        | 29 249 163    | 2 792 102                       | 57 747 706    |
| CU          | Kuba                       | 952                            | 5 486 421     | 12 457                          | 3 934 901     |
| CW          | Curacao                    | -                              | 16 155        | -                               | 44 977        |
| SR          | Suriname                   | 318 521                        | 2 728 922     | 402 441                         | 4 725 689     |
| CL          | Cile                       | 5 314 425                      | 65 799 804    | 15 002 801                      | 111 968 404   |
| VE          | Venezuela                  | 520 398                        | 8 531 368     | 559 513                         | 12 111 069    |
| AR          | Argentina                  | 8 400 279                      | 50 323 318    | 16 758 631                      | 131 548 448   |
| BR          | Brasil                     | 77 941 107                     | 484 520 801   | 103 775 368                     | 778 643 704   |
| CO          | Kolombia                   | 4 043 974                      | 75 964 414    | 11 743 052                      | 102 815 507   |
| BO          | Bolivia                    | 451 045                        | 6 758 975     | 1 001 418                       | 15 451 743    |
| UY          | Uruguay                    | 2 011 587                      | 14 172 993    | 3 256 953                       | 25 856 949    |
| PY          | Paraguay                   | 340 391                        | 3 254 735     | 2 692 653                       | 17 849 776    |
| EC          | Ekuador                    | 1 500 203                      | 20 029 473    | 2 707 679                       | 39 622 970    |
| PE          | Peru                       | 8 136 102                      | 60 770 128    | 18 224 438                      | 130 028 394   |
| GY          | Guyana                     | 67 123                         | 1 767 379     | 117 784                         | 2 212 014     |
| TT          | Trinidad dan Tobago        | 1 680 918                      | 14 688 682    | 1 581 800                       | 17 160 899    |
| BS          | Bahama                     | 57                             | 216 641       | 437                             | 1 559 739     |
| JM          | Jamaika                    | 1 321 532                      | 11 893 098    | 1 162 715                       | 12 280 836    |
| PR          | Puerto Riko                | 1 814 821                      | 10 807 192    | 5 002 910                       | 34 262 973    |
| BZ          | Belize                     | 18 383                         | 277 366       | 51 610                          | 481 695       |
| DO          | Republik Dominika          | 1 728 603                      | 29 340 740    | 3 379 816                       | 53 684 814    |
| SV          | El Salvador                | 668 477                        | 5 728 179     | 1 079 962                       | 12 908 675    |
| CR          | Kosta Rika                 | 444 462                        | 6 574 179     | 986 338                         | 14 165 322    |
| HT          | Haiti                      | 6 052 731                      | 146 872 046   | 5 520 276                       | 115 155 868   |
| BB          | Barbados                   | 123 005                        | 1 390 643     | 326 721                         | 3 296 104     |
| AG          | Antigua dan Barbuda        | 24 237                         | 97 577        | 177 479                         | 685 349       |
| AI          | Anguilla                   | -                              | 2 919         | -                               | 37 629        |
| AW          | Aruba                      | 10 264                         | 196 705       | 27 604                          | 1 160 161     |
| BM          | Bermuda                    | 8 696                          | 119 046       | 35 339                          | 708 736       |
| CV          | Tanjung Verde              | 79 027                         | 550 340       | 106 059                         | 470 449       |
| KY          | Kepulauan Cayman           | -                              | 81 770        | -                               | 597 879       |
| DM          | Dominica                   | 38 015                         | 461 342       | 44 741                          | 1 631 986     |
| GF          | Guyana Prancis             | 22 869                         | 356 884       | 23 636                          | 334 479       |
| PF          | Polinesia Prancis          | 19 554 733                     | 69 567 712    | 1 847 194                       | 10 082 166    |
| GL          | Grinlandia                 | 3 088                          | 4 408         | 93 189                          | 110 786       |
| GD          | Grenada                    | 109 397                        | 511 738       | 135 711                         | 489 094       |
| MQ          | Martinik                   | 105 542                        | 882 737       | 389 914                         | 2 187 180     |
| AN          | Antilla Belanda            | 34 988                         | 974 868       | 346 024                         | 3 639 318     |
| NF          | Norfolk Islands            | 4 629                          | 4 629         | 11 577                          | 11 577        |
| LC          | Santa Lusia                | 127 210                        | 471 235       | 178 537                         | 978 858       |
| TC          | Turks dan Kepulauan Caicos | 5 098                          | 87 329        | 52 227                          | 520 861       |
| GP          | Guadeloupe                 | 149 614                        | 1 314 837     | 459 057                         | 4 110 817     |
| KN          | Saint Kitts dan Nevis      | 3 300                          | 23 732        | 20 502                          | 299 621       |
| MS          | Montserrat                 | -                              | 1 533         | -                               | 12 975        |
| VG          | Kepulauan Virgin (British) | 110 985                        | 160 192       | 223 066                         | 872 508       |
| VI          | Kepulauan Virgin (US)      | 5                              | 4 869         | 897                             | 52 641        |
| GB          | Inggris                    | 51 156 425                     | 463 361 818   | 118 370 578                     | 1 069 806 070 |
| NL          | Belanda                    | 278 399 071                    | 3 086 756 735 | 237 570 466                     | 2 506 412 064 |
| FR          | Prancis                    | 32 762 607                     | 347 917 310   | 78 762 625                      | 771 514 225   |
| DE          | Jerman                     | 52 400 236                     | 508 490 763   | 200 370 486                     | 1 957 605 795 |
| AT          | Austria                    | 618 318                        | 4 071 940     | 2 695 994                       | 31 502 812    |
| BE          | Belgia                     | 20 373 262                     | 242 189 510   | 98 797 199                      | 1 029 345 904 |
| CH          | Swiss                      | 560 134                        | 8 791 489     | 162 516 839                     | 2 345 068 243 |
| LU          | Luksemburg                 | 2 796 747                      | 12 726 970    | 5 022 816                       | 21 418 535    |
| GI          | Gibraltar                  | -                              | 42 156        | -                               | 17 370        |
| MC          | Monako                     | 14                             | 6 947         | 597                             | 131 199       |
| DK          | Denmark                    | 4 704 629                      | 58 937 831    | 10 075 201                      | 137 878 566   |
| NO          | Norwegia                   | 2 822 182                      | 25 976 363    | 4 432 948                       | 45 441 142    |
| SE          | Swedia                     | 5 144 629                      | 65 085 948    | 13 461 948                      | 140 311 811   |
| FI          | Finlandia                  | 2 550 584                      | 24 482 159    | 4 688 975                       | 50 785 671    |



Tabel 4. Ekspor Indonesia menurut Negara Tujuan

|                     |                                | Oktober 2020                   |                        |                                 |                        |
|---------------------|--------------------------------|--------------------------------|------------------------|---------------------------------|------------------------|
| Kode Negara         | Negara Tujuan                  | Berat bersih / Net weight (Kg) |                        | Nilai / Value F.O.B. ( U S \$ ) |                        |
|                     |                                | Bulan ini                      | Kumulatif              | Bulan ini                       | Kumulatif              |
| (1)                 | (2)                            | (3)                            | (4)                    | (5)                             | (6)                    |
| IE                  | Irlandia                       | 2 479 126                      | 30 278 234             | 5 635 910                       | 65 018 070             |
| IT                  | Italia                         | 156 695 081                    | 1 434 671 389          | 155 129 938                     | 1 426 471 822          |
| ES                  | Spanyol                        | 152 274 017                    | 1 459 051 562          | 170 787 635                     | 1 286 491 130          |
| PT                  | Portugal                       | 3 609 561                      | 30 997 844             | 9 206 390                       | 89 735 890             |
| IS                  | Islandia                       | 8 559                          | 265 473                | 14 179                          | 905 103                |
| GR                  | Yunani                         | 14 717 698                     | 246 314 872            | 16 866 967                      | 178 036 953            |
| VA                  | Vatikan                        | 1                              | 6                      | 45                              | 834                    |
| AD                  | Andorra                        | -                              | 26 559                 | -                               | 45 148                 |
| LI                  | Liechtenstein                  | -                              | 30                     | -                               | 4 243                  |
| HU                  | Hungaria                       | 1 721 078                      | 20 794 930             | 8 884 878                       | 64 551 502             |
| PL                  | Polandia                       | 14 074 111                     | 124 769 762            | 45 312 603                      | 361 806 618            |
| RO                  | Rumania                        | 6 353 413                      | 55 738 721             | 10 655 640                      | 89 444 185             |
| BG                  | Bulgaria                       | 15 287 539                     | 76 973 984             | 23 707 111                      | 119 750 247            |
| AL                  | Albania                        | 722 715                        | 5 164 018              | 598 134                         | 5 937 395              |
| AM                  | Armenia                        | 39 769                         | 275 411                | 90 169                          | 800 282                |
| AZ                  | Azerbaijan                     | 27 372                         | 1 552 403              | 62 115                          | 3 418 561              |
| BY                  | Belarus                        | 23 211                         | 454 545                | 989 130                         | 6 247 466              |
| KZ                  | Kazakistan                     | 681 628                        | 16 392 314             | 1 033 672                       | 15 233 811             |
| KG                  | Kirgistan                      | 162 600                        | 930 788                | 133 683                         | 1 017 163              |
| MD                  | Moldova                        | -                              | 521 340                | -                               | 621 229                |
| TJ                  | Tajikistan                     | 19 024                         | 563 325                | 20 285                          | 322 208                |
| TM                  | Turkmenistan                   | 316 140                        | 2 289 876              | 385 573                         | 2 375 622              |
| UA                  | Ukraina                        | 33 868 095                     | 266 929 052            | 27 207 377                      | 202 572 791            |
| UZ                  | Uzbekistan                     | 735 632                        | 5 631 560              | 1 694 011                       | 7 956 539              |
| LT                  | Lituania                       | 702 121                        | 6 261 926              | 1 182 287                       | 12 216 156             |
| LV                  | Latvia                         | 11 800 774                     | 62 558 223             | 11 459 825                      | 67 185 798             |
| EE                  | Estonia                        | 26 550 367                     | 118 835 184            | 21 942 527                      | 124 364 899            |
| GE                  | Georgia                        | 1 831 978                      | 30 629 262             | 2 633 153                       | 36 476 534             |
| HR                  | Kroasia                        | 2 544 471                      | 38 143 571             | 3 670 416                       | 41 042 703             |
| BA                  | Bosnia-Herzegovina             | 16 169                         | 149 747                | 16 089                          | 773 901                |
| MT                  | Malta                          | 132 740                        | 1 850 186              | 190 355                         | 2 786 449              |
| SK                  | Slovakia                       | 247 556                        | 1 974 974              | 1 891 761                       | 17 499 692             |
| SI                  | Slovenia                       | 3 597 089                      | 197 130 129            | 6 096 250                       | 61 643 382             |
| CZ                  | Republik Cheska                | 942 941                        | 8 325 010              | 6 003 044                       | 57 426 472             |
| GS                  | South Georgia dan The South Sa | -                              | 2                      | -                               | 367                    |
| MK                  | Makedonia                      | 246 000                        | 1 707 099              | 182 780                         | 2 179 289              |
| RU                  | Rusia                          | 97 895 243                     | 750 398 232            | 112 556 494                     | 775 032 980            |
| RS                  | Serbia                         | 267 840                        | 3 718 048              | 562 108                         | 10 376 054             |
| ME                  | Montenegro                     | 58 779                         | 2 151 664              | 90 616                          | 2 717 582              |
| GG                  | Guernsey                       | -                              | 19                     | -                               | 28 489                 |
| JE                  | Jersey                         | -                              | 6                      | -                               | 1 057                  |
| <b>Total Ekspor</b> |                                | <b>47 217 679 455</b>          | <b>469 867 843 182</b> | <b>14 362 242 633</b>           | <b>131 508 858 211</b> |

Tabel 5 : Ekspor Indonesia menurut Provinsi dan Pelabuhan muat

Oktober 2020

| Pelabuhan        | Pelabuhan Muat                       | Berat bersih / Net weight (Kg) |                | Nilai / Value F.O.B. ( U S \$ ) |                |
|------------------|--------------------------------------|--------------------------------|----------------|---------------------------------|----------------|
|                  |                                      | Bulan ini                      | Kumulatif      | Bulan ini                       | Kumulatif      |
| (1)              | (2)                                  | (3)                            | (4)            | (5)                             | (6)            |
| ACEH             |                                      | 521 741 567                    | 6 286 218 458  | 9 317 934                       | 129 850 561    |
| IDLSW            | LHOK SEUMAWE                         | -                              | 4 150 585      | -                               | 1 071 508      |
| IDCLG            | CALANG                               | -                              | 9 695 950      | -                               | 5 020 338      |
| IDMEQ            | MEULABOH                             | 518 442 000                    | 6 248 694 000  | 9 145 559                       | 121 130 378    |
| IDBTJ            | BLANG BINTANG (U)                    | 52                             | 4 078          | 3 274                           | 22 624         |
| IDAUN            | BLANG LANCANG (ARUN)                 | 3 299 515                      | 6 716 715      | 169 100                         | 308 778        |
| IDKRU            | KRUENG R. MALAHAYATI                 | -                              | 77 128         | -                               | 534 355        |
| IDKLS            | KUALA LANGSA                         | -                              | 16 880 002     | -                               | 1 762 580      |
| SUMATERA UTARA   |                                      | 810 526 980                    | 7 436 110 271  | 770 901 408                     | 6 616 702 368  |
| IDKNO            | KUALA NAMU INTERNATIONAL AIRPORT (U) | 35 180                         | 3 398 646      | 2 173 995                       | 39 652 683     |
| IDPSU            | PANGKALAN SUSU                       | 19 000                         | 50 264         | 114 000                         | 320 584        |
| IDBLW            | BELAWAN                              | 640 039 753                    | 6 024 331 207  | 649 332 561                     | 5 662 696 770  |
| IDTJB            | TANJUNG BALAI ASAHAN                 | 2 206 659                      | 21 751 216     | 1 270 818                       | 12 727 381     |
| IDSLG            | SIBOLGA                              | -                              | 188 000        | -                               | 34 650         |
| IDKTJ            | KUALA TANJUNG                        | 168 226 387                    | 1 386 390 938  | 118 010 033                     | 901 270 300    |
| SUMATERA BARAT   |                                      | 337 465 751                    | 3 382 940 491  | 130 065 820                     | 1 133 246 863  |
| IDTBY            | PADANG/TL.BAYUR                      | 337 465 751                    | 3 382 818 262  | 130 065 820                     | 1 132 750 529  |
| IDPDG            | PADANG / TABING (U)                  | -                              | 122 229        | -                               | 496 334        |
| RIAU             |                                      | 2 316 942 443                  | 20 412 074 057 | 1 321 782 766                   | 10 880 458 449 |
| IDBAG            | BAGAN SIAPI-API                      | 3 500                          | 36 600         | 2 529                           | 26 575         |
| IDPAI            | PANIPAHAN                            | 371 960                        | 2 813 425      | 278 969                         | 2 412 194      |
| IDDUM            | DUMAI                                | 1 710 405 480                  | 14 701 946 573 | 1 029 557 739                   | 8 022 161 903  |
| IDTMD            | TANJUNG MEDANG                       | 809 950                        | 6 322 370      | 62 994                          | 597 054        |
| IDSEQ            | SUNGAI PAKNING                       | 82 300 000                     | 667 494 000    | 37 786 100                      | 319 461 236    |
| IDBLS            | BENGGALIS                            | 52 700                         | 62 970 251     | 8 912                           | 9 834 874      |
| IDSPA            | SELAT PANJANG                        | 4 644 805                      | 34 467 614     | 728 840                         | 5 453 073      |
| IDSSI            | SIAK SRI INDRAPURA                   | 31 704 727                     | 294 779 245    | 3 936 632                       | 32 700 964     |
| IDPEK            | PEKANBARU (RUMBAI)                   | -                              | 77 135 543     | -                               | 7 811 787      |
| IDSUQ            | SUNGAI GUNTUNG                       | 27 682 848                     | 265 318 064    | 26 381 540                      | 204 841 283    |
| IDKGD            | KUALA GAUNG                          | 11 167 570                     | 90 025 810     | 2 194 704                       | 17 567 372     |
| IDTEM            | TEMBILAHAN                           | 1 810 425                      | 15 835 254     | 381 169                         | 6 395 270      |
| IDKEN            | KUALA ENOK                           | 4 998 893                      | 43 385 453     | 4 748 106                       | 24 158 241     |
| IDRGA            | RENGAT                               | -                              | 6 727 162      | -                               | 3 118 067      |
| IDKID            | PULAU KIJANG                         | -                              | 5 540 631      | -                               | 17 285 046     |
| IDPKU            | SIMPANG TIGA (U)                     | -                              | 80 643         | -                               | 29 060         |
| IDPAK            | PEKAN BARU                           | 894 776                        | 13 053 248     | 716 415                         | 9 547 914      |
| IDBUN            | BUATAN                               | 237 576 708                    | 2 472 242 535  | 90 197 867                      | 1 095 118 997  |
| IDPWG            | PERAWANG, SUMATRA                    | 202 518 101                    | 1 651 899 636  | 124 800 248                     | 1 101 937 540  |
| JAMBI            |                                      | 257 353 332                    | 2 251 482 034  | 77 331 292                      | 623 691 767    |
| IDKTK            | KUALA TUNGKAL                        | 58 706 195                     | 549 275 458    | 18 235 879                      | 179 828 343    |
| IDMSA            | MUARA SABAK                          | 134 529 220                    | 1 147 603 294  | 9 778 922                       | 74 220 002     |
| IDDJM            | JAMBI                                | 64 117 917                     | 554 603 281    | 49 316 491                      | 369 643 423    |
| SUMATERA SELATAN |                                      | 1 576 863 429                  | 16 146 317 243 | 264 241 808                     | 2 466 736 835  |
| IDPLS            | PALEMBANG-KERTAPATI                  | 111 086 341                    | 992 498 323    | 4 562 295                       | 44 831 404     |
| IDPLA            | PALEMBANG - PLAJU                    | 37 372 968                     | 581 650 499    | 10 225 409                      | 150 531 600    |
| IDPLM            | SM. BADARUDDIN (U)                   | -                              | 3 962          | -                               | 65 038         |
| IDMRI            | MUSI RIVER/BOOM BARU                 | 1 428 404 120                  | 14 572 164 459 | 249 454 104                     | 2 271 308 792  |
| BENGGULU         |                                      | 143 578 654                    | 1 621 707 226  | 5 756 331                       | 73 679 574     |
| IDBKU            | BENGGULU                             | -                              | 24 550 000     | -                               | 1 080 200      |
| IDPBA            | PULAU BAAI                           | 143 578 654                    | 1 597 157 226  | 5 756 331                       | 72 599 374     |

Tabel 5 : Ekspor Indonesia menurut Provinsi dan Pelabuhan muat

Oktober 2020

| Pelabuhan                 | Pelabuhan Muat           | Berat bersih / Net weight (Kg) |                | Nilai / Value F.O.B. ( U S \$ ) |                |
|---------------------------|--------------------------|--------------------------------|----------------|---------------------------------|----------------|
|                           |                          | Bulan ini                      | Kumulatif      | Bulan ini                       | Kumulatif      |
| (1)                       | (2)                      | (3)                            | (4)            | (5)                             | (6)            |
| LAMPUNG                   |                          | 1 011 376 595                  | 8 074 367 486  | 274 436 689                     | 2 193 966 893  |
| IDTRH                     | TARAHAN                  | 734 687 798                    | 5 931 815 548  | 100 362 507                     | 989 645 396    |
| IDPJG                     | PANJANG                  | 276 688 797                    | 2 142 551 893  | 174 074 182                     | 1 204 321 159  |
| IDTKG                     | BRANTI (U)               | -                              | 45             | -                               | 338            |
| KEPULAUAN BANGKA BELITUNG |                          | 27 293 496                     | 309 085 553    | 88 619 206                      | 970 510 302    |
| IDBLT                     | BELITUNG                 | -                              | 3 773 200      | -                               | 150 928        |
| IDMUO                     | MUNTOK                   | 2 685 000                      | 40 170 000     | 49 187 625                      | 672 557 350    |
| IDPGX                     | PANGKAL BALAM            | 3 199 306                      | 24 946 624     | 27 221 619                      | 163 994 263    |
| IDTPD                     | TANJUNG PANDAN           | 610 000                        | 6 850 000      | 130 200                         | 1 032 170      |
| IDMAN                     | MANGGAR-BELITUNG         | 20 799 190                     | 223 743 636    | 12 079 762                      | 132 036 229    |
| IDBLJ                     | BELINJU                  | -                              | 9 602 093      | -                               | 739 361        |
| KEPULAUAN RIAU            |                          | 1 957 524 042                  | 15 230 397 020 | 1 007 304 847                   | 9 709 185 764  |
| IDBTM                     | BATAM ISLAND             | -                              | 97             | -                               | 698            |
| IDLBM                     | LOBAM                    | 1 379 330                      | 21 229 816     | 19 759 642                      | 174 819 592    |
| IDMWK                     | MATAK                    | -                              | 660 170        | -                               | 14 362 167     |
| IDTBK                     | TANJUNG BALAI KARIMUN    | 925 634 426                    | 6 016 067 567  | 72 208 570                      | 755 722 653    |
| IDPSS                     | PULAU SAMBU              | 224 138 208                    | 2 218 365 576  | 71 454 193                      | 670 531 036    |
| IDTPN                     | TANJUNG PINANG           | 13 500                         | 820 435        | 169 231                         | 1 797 453      |
| IDTER                     | TEREMPA                  | 272 517 078                    | 3 025 693 294  | 83 778 916                      | 846 924 498    |
| IDTBT                     | TANJUNG BATU, RIAU       | 704 000                        | 5 551 000      | 523 818                         | 4 061 596      |
| IDSRN                     | SERASAN                  | -                              | 153 368        | -                               | 174 716        |
| IDBPD                     | BELAKANG PADANG          | 566 208                        | 4 905 226      | 1 652 506                       | 13 223 558     |
| IDBTU                     | BATU AMPAR               | 101 874 130                    | 948 269 326    | 460 497 559                     | 4 515 778 786  |
| IDDAS                     | SINGKEP - DABO           | 142 460 000                    | 693 946 000    | 2 421 820                       | 13 222 660     |
| IDTNJ                     | KIJANG                   | 3 943 104                      | 28 943 716     | 7 964 266                       | 46 622 787     |
| IDPAS                     | PASIR PANJANG            | 77 851 000                     | 344 642 000    | 467 383                         | 2 145 437      |
| IDSKP                     | SEKUPANG                 | 13 109 270                     | 239 756 108    | 161 569 477                     | 1 470 698 129  |
| IDNON                     | NONGSA                   | 9 576                          | 81 130         | 1 997 072                       | 19 292 894     |
| IDKAB                     | KABIL/PANAU              | 142 002 858                    | 1 282 498 645  | 108 747 979                     | 1 048 652 975  |
| IDUNA                     | UDANG NATUNA             | 51 321 186                     | 398 740 458    | 13 876 294                      | 109 897 496    |
| IDBTH                     | HANG NADIM (U)           | 170                            | 73 087         | 216 119                         | 1 256 635      |
| DKI JAKARTA               |                          | 1 639 432 167                  | 14 158 821 178 | 4 897 547 943                   | 44 056 408 027 |
| IDTPP                     | TANJUNG PRIOK            | 1 628 697 487                  | 14 076 118 804 | 4 079 345 840                   | 35 990 515 203 |
| IDJKT                     | JAKARTA / PASAR IKAN     | -                              | 8 456          | -                               | 47 438         |
| IDCGK                     | SOEKARNO-HATTA (U)       | 10 734 480                     | 82 680 600     | 818 201 703                     | 8 065 738 938  |
| IDHLP                     | HALIM PERDANA KUSUMA (U) | 200                            | 13 319         | 400                             | 106 449        |
| JAWA BARAT                |                          | 33 207 856                     | 542 141 942    | 9 653 524                       | 157 296 472    |
| IDBDO                     | HUSEIN SASTRANEGARA (U)  | -                              | 9 150          | -                               | 111 667        |
| IDBLG                     | BALONGAN                 | 33 207 856                     | 542 132 792    | 9 653 524                       | 157 184 805    |
| JAWA TENGAH               |                          | 336 887 971                    | 3 929 715 596  | 572 185 347                     | 5 284 626 364  |
| IDTES                     | TANJUNG EMAS             | 214 834 932                    | 2 007 373 906  | 536 671 941                     | 4 930 667 341  |
| IDCXP                     | CILACAP                  | 122 038 844                    | 1 922 144 114  | 35 293 825                      | 351 102 078    |
| IDSRG                     | ACHMAD YANI (U)          | 14 195                         | 197 576        | 219 581                         | 2 856 945      |
| DI YOGYAKARTA             |                          | 3 713                          | 234 745        | 4 993                           | 1 620 715      |
| IDJOG                     | ADI SUCIPTO (U)          | 3 713                          | 234 745        | 4 993                           | 1 620 715      |
| JAWA TIMUR                |                          | 1 253 464 622                  | 12 084 054 437 | 1 585 022 896                   | 15 823 764 845 |
| IDTUB                     | TUBAN                    | 311 490 546                    | 2 712 699 107  | 63 678 581                      | 545 470 003    |
| IDGRE                     | GRESIK                   | 114 861 341                    | 1 607 718 242  | 54 811 119                      | 701 697 922    |
| IDTPE                     | TANJUNG PERAK            | 826 475 366                    | 7 757 417 827  | 1 437 820 605                   | 13 009 046 620 |
| IDSUB                     | JUANDA (U)-SURABAYA      | 637 369                        | 6 219 262      | 28 712 590                      | 1 567 550 300  |

Tabel 5 : Ekspor Indonesia menurut Provinsi dan Pelabuhan muat

Oktober 2020

| Pelabuhan           | Pelabuhan Muat                       | Berat bersih / Net weight (Kg) |                 | Nilai / Value F.O.B. ( U S \$ ) |                |
|---------------------|--------------------------------------|--------------------------------|-----------------|---------------------------------|----------------|
|                     |                                      | Bulan ini                      | Kumulatif       | Bulan ini                       | Kumulatif      |
| (1)                 | (2)                                  | (3)                            | (4)             | (5)                             | (6)            |
| BANTEN              |                                      | 627 281 238                    | 5 137 976 778   | 114 055 283                     | 1 156 587 291  |
| IDCIW               | CIWANDAN                             | 21 948 711                     | 233 129 670     | 12 518 661                      | 133 540 156    |
| IDMRK               | MERAK                                | 294 189 159                    | 2 499 693 902   | 21 010 367                      | 216 554 913    |
| IDTLN               | TANJUNG LENENG                       | 109 216 168                    | 695 452 963     | 30 571 341                      | 245 055 501    |
| IDCGD               | CIGADING                             | 201 927 200                    | 1 709 700 243   | 49 954 914                      | 561 436 721    |
| BALI                |                                      | 199 250                        | 5 400 324       | 3 677 985                       | 118 882 428    |
| IDBOA               | BENOA/LOLOAN                         | -                              | 6 110           | -                               | 23 522         |
| IDCBW               | CELUKAN BAWANG                       | -                              | 18 000          | -                               | 107 142        |
| IDDPS               | NGURAH RAI (U)                       | 199 250                        | 5 376 214       | 3 677 985                       | 118 751 763    |
| NUSA TENGGARA BARAT |                                      | 72 001 796                     | 278 360 606     | 131 040 765                     | 383 955 568    |
| IDBEN               | BENETE                               | 72 000 841                     | 265 657 645     | 131 038 049                     | 380 795 046    |
| IDLOP               | BANDARA UDARA INTERNASIONAL (LOMBOK) | 955                            | 2 961           | 2 716                           | 138 422        |
| IDBDS               | BADAS SUMBAWA                        | -                              | 12 700 000      | -                               | 3 022 100      |
| NUSA TENGGARA TIMUR |                                      | 9 869 454                      | 48 174 435      | 1 586 294                       | 12 936 127     |
| IDABU               | ATAMBUA (U)                          | -                              | 55 860          | -                               | 24 681         |
| IDATA               | ATAPUPU                              | 9 813 594                      | 47 416 790      | 1 561 499                       | 12 491 366     |
| IDTEN               | TENAU                                | 55 860                         | 701 785         | 24 795                          | 420 080        |
| KALIMANTAN BARAT    |                                      | 1 466 236 777                  | 15 977 835 281  | 114 337 605                     | 943 214 266    |
| IDSQG               | SINTANG                              | -                              | 1 710 409       | -                               | 1 078 989      |
| IDNBF               | NANGA BADAU                          | -                              | 30 978 000      | -                               | 20 423 389     |
| IDPON               | PONTIANAK                            | 754 721 155                    | 8 111 161 484   | 59 079 501                      | 439 757 211    |
| IDKTG               | KETAPANG K. BARAT                    | 92 194 942                     | 1 102 075 368   | 2 445 526                       | 35 546 943     |
| IDTMO               | TELOK MELANO                         | 224 488 435                    | 2 930 636 593   | 7 765 204                       | 104 003 717    |
| IDKDW               | KENDAWANGAN                          | 394 652 168                    | 3 796 349 879   | 43 693 530                      | 326 927 504    |
| IDPNK               | SUPADIO (U)                          | -                              | 5 633           | -                               | 116 233        |
| IDSTT               | SINTETE                              | -                              | 1 029 157       | -                               | 318 918        |
| IDENT               | ENTIKONG                             | -                              | 1 497 503       | -                               | 2 060 212      |
| IDJBB               | JAGOIBABANG                          | 180 077                        | 2 391 255       | 1 353 844                       | 12 981 150     |
| KALIMANTAN TENGAH   |                                      | 130 447 111                    | 3 407 351 041   | 36 156 249                      | 401 415 834    |
| IDPKN               | PANGKALAN BUN                        | 3 982 577                      | 67 116 411      | 3 147 276                       | 29 212 070     |
| IDKUM               | KUMAI                                | 94 603 939                     | 956 845 871     | 30 444 608                      | 295 626 123    |
| IDSMPQ              | SAMPIT                               | 13 699 866                     | 2 151 417 325   | 1 727 684                       | 63 476 506     |
| IDKKP               | KUALA KAPUAS                         | -                              | 3 400 040       | -                               | 2 173 881      |
| IDPPS               | PULANG PISAU                         | 18 160 729                     | 228 571 202     | 836 681                         | 10 926 611     |
| IDPKY               | PANARU-PALANGKARAYA (U)              | -                              | 192             | -                               | 641            |
| KALIMANTAN SELATAN  |                                      | 9 279 836 378                  | 103 838 197 134 | 369 222 116                     | 4 688 207 973  |
| IDNPL               | NORTH PULAU LAUT                     | 208 070 000                    | 2 960 089 000   | 12 921 422                      | 190 864 346    |
| IDSTU               | SATUI                                | 3 072 947 312                  | 32 596 172 462  | 78 765 705                      | 1 045 214 553  |
| IDTAR               | TARJUN                               | 88 669 212                     | 615 992 331     | 29 992 446                      | 300 487 262    |
| IDPUT               | PULAU LAUT                           | 259 520 746                    | 2 712 407 897   | 22 149 511                      | 277 098 538    |
| IDBAN               | BANJARMASIN                          | 4 777 892 740                  | 55 123 561 831  | 200 448 165                     | 2 570 697 215  |
| IDKTB               | KOTABARU                             | 535 359 368                    | 6 067 206 613   | 14 774 249                      | 168 647 426    |
| IDASA               | ASAM ASAM                            | 337 377 000                    | 3 762 767 000   | 10 170 620                      | 135 198 632    |
| KALIMANTAN TIMUR    |                                      | 19 969 312 918                 | 194 869 596 094 | 918 103 015                     | 10 381 182 058 |
| IDKRG               | KARIANGAU                            | 905 022                        | 4 473 219       | 2 193 931                       | 15 619 061     |
| IDTNB               | TANAH GROGOT                         | 49 500 000                     | 49 500 000      | 1 143 945                       | 1 143 945      |
| IDTBA               | TANJUNG BARA, KL                     | 5 025 852 000                  | 42 443 654 000  | 199 832 622                     | 1 999 240 590  |
| IDBPP               | BALIKPAPAN                           | 2 082 499 518                  | 22 192 833 693  | 154 107 140                     | 1 726 450 193  |
| IDSRD               | SAMARINDA                            | 6 425 518 879                  | 65 076 776 984  | 239 623 979                     | 2 747 313 749  |
| IDTRD               | TANJUNG REDEP                        | 1 478 450 000                  | 21 718 716 489  | 54 952 601                      | 968 106 100    |
| IDTGR               | PASIR/TANAH GROGOT                   | -                              | 3 723 063       | -                               | 1 559 603      |
| IDTSG               | TANJUNG SANGATA                      | 55 500 000                     | 286 368 000     | 1 674 850                       | 8 867 757      |

Tabel 5 : Ekspor Indonesia menurut Provinsi dan Pelabuhan muat

Oktober 2020

| Pelabuhan         |                       | Pelabuhan Muat | Berat bersih / Net weight (Kg) |             | Nilai / Value F.O.B. ( U S \$ ) |           |
|-------------------|-----------------------|----------------|--------------------------------|-------------|---------------------------------|-----------|
|                   |                       |                | Bulan ini                      | Kumulatif   | Bulan ini                       | Kumulatif |
| (1)               | (2)                   | (3)            | (4)                            | (5)         | (6)                             |           |
| IDBPN             | SEPINGGAN (U)         | 15 281         | 227 161                        | 99 358      | 1 649 819                       |           |
| IDBTG             | BONTANG               | 1 521 180 218  | 13 895 106 844                 | 170 536 758 | 1 969 760 839                   |           |
| IDADB             | ADANG BAY             | 1 775 223 000  | 18 317 336 640                 | 59 623 644  | 671 059 646                     |           |
| IDSKI             | SANGKULIRANG          | 1 554 669 000  | 10 880 880 000                 | 34 314 189  | 270 410 758                     |           |
| KALIMANTAN UTARA  |                       | 1 337 492 160  | 15 372 246 705                 | 68 297 275  | 778 496 046                     |           |
| IDTJS             | TANJUNG SELOR         | 71 766 000     | 1 034 165 000                  | 2 002 271   | 32 573 179                      |           |
| IDLIN             | LINGKAS TARAKAN       | 1 181 287 368  | 12 855 285 912                 | 56 629 994  | 626 356 623                     |           |
| IDNXX             | NUNUKAN               | 23 938 792     | 672 118 593                    | 8 939 011   | 107 966 438                     |           |
| IDBYQ             | BUNYU                 | 60 500 000     | 810 677 200                    | 726 000     | 11 599 806                      |           |
| SULAWESI UTARA    |                       | 82 834 936     | 1 312 341 865                  | 29 648 346  | 376 569 279                     |           |
| IDLIR             | LIRUNG                | -              | 1 253                          | -           | 30 017                          |           |
| IDAMU             | AMURANG               | 9 601 988      | 144 115 758                    | 8 894 737   | 88 978 801                      |           |
| IDBIT             | BITUNG                | 38 364 365     | 479 898 899                    | 18 416 766  | 260 089 649                     |           |
| IDPET             | PETTA                 | 18 614         | 161 080                        | 213 550     | 1 716 899                       |           |
| IDMDC             | SAM RATULANGI (U)     | 47 821         | 131 727                        | 533 243     | 1 392 855                       |           |
| IDMNA             | MELANGGUANE (U)       | 2 148          | 2 148                          | 15 051      | 15 051                          |           |
| IDLUK             | LABUHAN UKI           | 34 800 000     | 688 031 000                    | 1 575 000   | 24 346 009                      |           |
| SULAWESI TENGAH   |                       | 742 015 778    | 7 009 463 282                  | 680 003 580 | 6 296 272 167                   |           |
| IDLWU             | LUWUK                 | 223 099 859    | 2 459 813 724                  | 62 083 713  | 818 782 962                     |           |
| IDKLD             | KOLONEDALE            | 468 216 757    | 3 903 912 770                  | 579 881 152 | 5 070 660 463                   |           |
| IDAPI             | APIAPI                | -              | 6 100 000                      | -           | 1 445 700                       |           |
| IDPAT             | PANTOLOAN             | 50 699 162     | 639 636 788                    | 38 038 714  | 405 383 042                     |           |
| SULAWESI SELATAN  |                       | 321 753 343    | 1 853 328 737                  | 119 143 550 | 996 418 445                     |           |
| IDMAK             | MAKASSAR              | 26 371 101     | 253 413 688                    | 32 649 391  | 255 140 940                     |           |
| IDPAP             | PARE-PARE             | 54 000 000     | 101 949 824                    | 1 525 500   | 2 844 121                       |           |
| IDUJU             | UJUNG PANDANG         | 1 818 706      | 24 898 559                     | 3 053 721   | 41 991 163                      |           |
| IDPPO             | PALOPO                | -              | 5 002 535                      | -           | 3 771 158                       |           |
| IDMLI             | MALILI, SULAWESI      | 8 029 861      | 78 949 458                     | 74 228 478  | 645 187 374                     |           |
| IDBKI             | BIRING KASSI          | 231 457 470    | 1 388 493 173                  | 7 301 394   | 44 918 943                      |           |
| IDUPG             | HASANUDDIN (U)        | 76 206         | 621 500                        | 385 064     | 2 564 747                       |           |
| SULAWESI TENGGARA |                       | 224 781 576    | 1 166 255 389                  | 274 649 022 | 1 558 313 586                   |           |
| IDBUW             | BAU-BAU               | 52 129 000     | 116 902 101                    | 1 537 806   | 4 221 382                       |           |
| IDKDR             | KENDARI               | 172 651 218    | 1 006 460 702                  | 273 107 220 | 1 448 536 608                   |           |
| IDPUM             | POMALAA               | -              | 42 891 228                     | -           | 105 551 599                     |           |
| IDKDI             | WOLTER MONGINSIDI (U) | 1 358          | 1 358                          | 3 997       | 3 997                           |           |
| GORONTALO         |                       | 10 000 810     | 58 833 448                     | 2 000 162   | 13 244 959                      |           |
| IDGOR             | GORONTALO             | 10 000 810     | 58 833 448                     | 2 000 162   | 13 244 959                      |           |
| SULAWESI BARAT    |                       | -              | 20 826 879                     | -           | 2 057 438                       |           |
| IDMJU             | MAMUJU                | -              | 20 826 879                     | -           | 2 057 438                       |           |
| MALUKU            |                       | -              | 51 737 887                     | -           | 13 368 772                      |           |
| IDBUA             | BULA                  | -              | 51 699 771                     | -           | 12 945 623                      |           |
| IDAMB             | AMBON                 | -              | 14 139                         | -           | 201 362                         |           |
| IDDBO             | DOBO                  | -              | 23 977                         | -           | 221 787                         |           |
| MALUKU UTARA      |                       | 119 840 706    | 1 107 813 146                  | 121 248 095 | 686 703 446                     |           |
| IDTTE             | TERNATE               | -              | 19 204                         | -           | 796 964                         |           |
| IDOBI             | OBI ISLAND            | 64 390 706     | 437 610 942                    | 117 921 095 | 645 695 502                     |           |
| IDTAX             | TALIABU               | 55 450 000     | 670 183 000                    | 3 327 000   | 40 210 980                      |           |

Tabel 5 : Ekspor Indonesia menurut Provinsi dan Pelabuhan muat

Oktober 2020

| Pelabuhan           | Pelabuhan Muat         | Berat bersih / Net weight (Kg) |                        | Nilai / Value F.O.B. ( U S \$ ) |                        |
|---------------------|------------------------|--------------------------------|------------------------|---------------------------------|------------------------|
|                     |                        | Bulan ini                      | Kumulatif              | Bulan ini                       | Kumulatif              |
| (1)                 | (2)                    | (3)                            | (4)                    | (5)                             | (6)                    |
| PAPUA BARAT         |                        | 486 293 627                    | 5 827 276 989          | 152 208 833                     | 1 448 735 932          |
| IDSOR               | SORONG                 | -                              | 67 245 161             | -                               | 16 295 651             |
| IDMKW               | MANOKWARI              | 8 200 027                      | 392 020 957            | 356 701                         | 13 934 863             |
| IDNTI               | BINTUNI, IRIAN JAYA    | 478 093 600                    | 5 368 010 871          | 151 852 132                     | 1 418 505 418          |
| PAPUA               |                        | 113 818 978                    | 659 159 425            | 212 691 657                     | 1 130 550 796          |
| IDJYP               | JAYAPURA               | -                              | 275 763                | -                               | 138 218                |
| IDZRI               | SERUI                  | 8 310 880                      | 77 906 744             | 4 768 875                       | 54 712 058             |
| IDTIM               | AMAMAPARE              | 99 006 611                     | 548 068 745            | 203 729 322                     | 1 057 848 604          |
| IDDJJ               | JAYAPURA / SENTANI (U) | -                              | 2 731                  | -                               | 24 786                 |
| IDBXD               | BADE, IRIAN JAYA       | 6 501 487                      | 32 905 442             | 4 193 459                       | 17 827 130             |
| <b>Total Ekspor</b> |                        | <b>47 217 679 455</b>          | <b>469 867 843 182</b> | <b>14 362 242 633</b>           | <b>131 508 858 211</b> |

Sumber : dokumen PEB dan non PEB, diolah

# DATA

MENCERDASKAN BANGSA

<https://www.bps.go.id>



**BADAN PUSAT STATISTIK**

Jl. dr. Sutomo No. 6-8 Jakarta 10710  
Telp : (021) 3841195, 3842508, 3810291-4, Fax : (021) 3857046  
Homepage : <http://www.bps.go.id> E-mail : [bpsHQ@bps.go.id](mailto:bpsHQ@bps.go.id)

ISSN 2745-3987



9 772745 398704