

Katalog: 8202019

**BULETIN
STATISTIK PERDAGANGAN LUAR NEGERI**

EKSPOR

**MENURUT HARMONIZED SYSTEM
MEI 2023**



BADAN PUSAT STATISTIK

**BULETIN
STATISTIK PERDAGANGAN LUAR NEGERI**

EKSPOR

**MENURUT HARMONIZED SYSTEM
MEI 2023**



Buletin Statistik Perdagangan Luar Negeri Ekspor Menurut HS, Mei 2023

ISSN: 2745-3987

No. Publikasi: 06100.2334

Katalog: 8202019

Ukuran Buku: -

Jumlah Halaman: vi+288 halaman

Naskah:

Direktorat Statistik Distribusi

Penyunting:

Direktorat Statistik Distribusi

Desain Kover oleh:

Direktorat Diseminasi Statistik

Penerbit:

© BPS RI

Sumber Ilustrasi: -

Dilarang mengumumkan, mendistribusikan, mengkomunikasikan, dan/atau menggandakan sebagian atau seluruh isi buku ini untuk tujuan komersial tanpa izin tertulis dari Badan Pusat Statistik

KATA PENGANTAR

Buletin Statistik Perdagangan Luar Negeri Ekspor yang diterbitkan secara bulanan memuat data ekspor menurut 21 kelompok penggolongan barang, *Harmonized System* (HS) 2 digit, HS 8 digit, Negara Tujuan Ekspor, Provinsi, dan Pelabuhan Muat yang dirinci menurut Berat Bersih dan Nilai *Free On Board* (FOB). Buletin terbitan kali ini menyajikan data bulan Mei 2023 serta kumulatif bulan Januari sampai Mei 2023.

Buletin ini juga menyajikan gambaran singkat tentang perbandingan, pertumbuhan, dan peranan data ekspor menurut rincian di atas, serta data pokok yang cukup dominan atau yang mengalami perubahan signifikan. Diharapkan data ekspor ini dapat digunakan sebagai dasar evaluasi dan kajian perkembangan ekspor Indonesia.

Kepada para pengguna data, saran dan kritik yang bersifat konstruktif demi penyempurnaan publikasi ini, sangat diharapkan. Kiranya usaha BPS untuk meningkatkan pelayanan dan pemasyarakatan statistik (khususnya data Statistik Ekspor) dapat dilaksanakan secara baik dan berkesinambungan.

Jakarta, Juli 2023

Deputi Bidang Statistik Distribusi dan Jasa
Badan Pusat Statistik



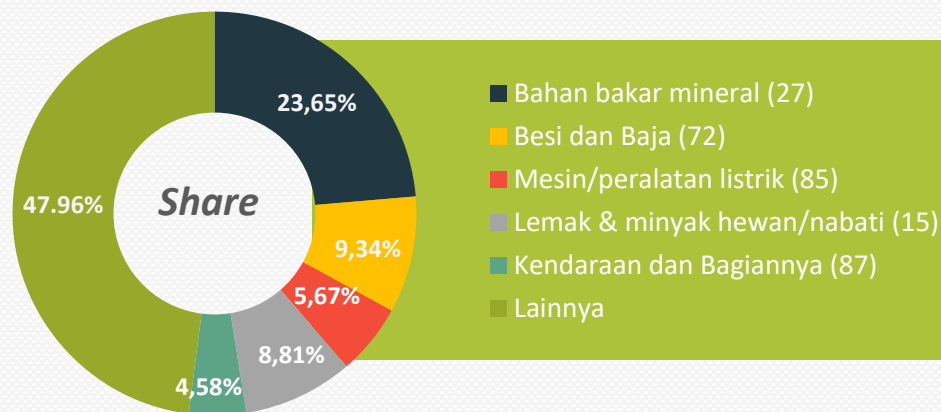
Pudji Ismartini

DAFTAR ISI

		Halaman / Page
Kata Pengantar		iii
Daftar Isi		iv
Penjelasan.....		1–3
Ringkasan		4–10
Tabel-Tabel		
Tabel	1. Ekspor Indonesia Menurut 21 Golongan Barang.....	11
Tabel	2. Ekspor Indonesia Menurut Kode HS 2 digit	12–14
Tabel	3. Ekspor Indonesia Menurut Komoditi (Kode HS 8 digit)	15–278
Tabel	4. Ekspor Indonesia Menurut Negara Tujuan.....	279–282
Tabel	5. Ekspor Indonesia Menurut Provinsi dan Pelabuhan Muat..	283–288

**EKSPOR INDONESIA
MENURUT
HARMONIZED SYSTEM**

Mei
2023



EKSPOR KE BEBERAPA NEGARA UTAMA



EKSPOR DARI BEBERAPA PELABUHAN UTAMA

**Total Ekspor
Mei
2023
=
US\$21,71
miliar**



PENJELASAN

A. PENDAHULUAN

Penyajian buku publikasi Buletin Statistik Perdagangan Luar Negeri Ekspor menurut HS Mei 2023 terdiri dari :

- Bagian ulasan yang menjelaskan tentang ringkasan ekspor Indonesia dari sisi migas dan nonmigas, perkembangan nilai ekspor Indonesia (FOB), ekspor Indonesia menurut negara tujuan utama, ekspor golongan barang HS 2 digit utama, ekspor Indonesia menurut pelabuhan muat utama tiap provinsi.
- Bagian lampiran yang berisi Tabel 1. Ekspor Indonesia Menurut 21 Golongan Barang, Tabel 2. Ekspor Indonesia Menurut Kode HS 2 Digit, Tabel 3. Ekspor Indonesia Menurut Komoditi (Kode HS 8 Digit), Tabel 4. Ekspor Indonesia Menurut Negara Tujuan dan Tabel 5. Ekspor Indonesia Menurut Provinsi dan Pelabuhan Muat.

B. DAERAH PENCATATAN

Daerah pencatatan statistik dalam publikasi ini meliputi seluruh wilayah Republik Indonesia.

C. SUMBER DATA

Data Ekspor dikumpulkan berdasarkan dokumen ekspor atau Pemberitahuan Ekspor Barang (PEB) yang diisi oleh Eksportir dan telah diberikan ijin muat oleh Kantor Pelayanan Bea dan Cukai, selanjutnya dikirim ke Badan Pusat Statistik (BPS) dan Bank Indonesia (BI). Sejak tahun 2015, sumber data lainnya adalah catatan instansi lain, PT. POS Indonesia, dan survei ekspor perbatasan laut.

D. SISTEM PERDAGANGAN

Pencatatan Statistik Perdagangan Luar Negeri menggunakan sistem perdagangan umum (*General Trade*) dimana pencatatan dilakukan dari dokumen PEB dan non PEB yang dimuat dari pelabuhan di seluruh wilayah Indonesia termasuk kawasan berikat.

E. RUANG LINGKUP

Pencatatan Statistik Ekspor meliputi seluruh barang yang keluar dari wilayah Republik Indonesia, baik yang bersifat komersial maupun bukan komersial seperti bantuan barang kredit lunak, hadiah dan sebagainya.

- a. Ekspor kapal laut dan pesawat udara termasuk dalam statistik ekspor sedangkan ekspor bunker oil untuk kapal tidak tercatat dalam publikasi ini.
- b. Barang-barang yang diolah di luar negeri tetap dicatat sebagai ekspor, meskipun hasil olahan barang tersebut akan kembali masuk ke wilayah Indonesia.
- c. Barang-barang berikut ini tidak termasuk dalam statistik ekspor, yaitu : pakaian dan barang-barang perhiasan penumpang, barang-barang yang dikirim untuk perwakilan Indonesia di luar negeri, barang-barang untuk ekspedisi dan ekshibisi/pameran, pembungkus/peti kemas untuk diisi di luar negeri, uang dan surat-surat berharga, barang-barang contoh dan barang-barang yang dikirim ke luar negeri untuk diperbaiki.

F. SISTEM PENGOLAHAN

Data dalam publikasi ini mencakup dokumen-dokumen ekspor periode pencatatan Mei 2023 yang diterima Badan Pusat Statistik, yang terdiri dari dokumen kepabeanan (PEB) dan dokumen dari sumber lainnya (non PEB).

G. KLASIFIKASI JENIS BARANG

Penggolongan barang di dalam publikasi periode Mei 2023 ini menggunakan Klasifikasi menurut Buku Tarif Kepabeanan Indonesia 2022 (BTKI-2022) yang didasarkan atas *Harmonized System* (HS) merupakan pembaruan dari BTKI tahun 2017. Versi yang terakhir ini mengalami perubahan yang relatif besar dibanding sistem pengkodean versi sebelumnya yaitu penggolongan barang 8 digit serta perubahan pada penggolongan/pengelompokan barang maupun pendefinisianya.

H. PERIODE REFERENSI

Periode penentuan ekspor adalah tanggal diberikannya izin muat barang tersebut oleh pejabat Kantor Pelayanan Bea dan Cukai setelah diadakan pemeriksaan seperlunya.

I. NILAI BARANG

Nilai barang yang dicatat untuk Statistik Ekspor adalah nilai FOB (dolar AS).

J. SATUAN BARANG

Sejak tahun 1975 ekspor disajikan dalam berat bersih (kg).

K. NEGARA TUJUAN

Yang dimaksud dengan negara tujuan adalah negara tujuan akhir (*last known destination*) yang diketahui dimana barang tersebut akan dikonsumsi atau diperdagangkan.

L. PELABUHAN MUAT

Yang dimaksud dengan pelabuhan muat ekspor adalah pelabuhan muat dimana surat izin muat ekspor tersebut dikeluarkan.

RINGKASAN

Ekspor Indonesia pada bulan Mei 2023 mencapai nilai US\$21.706,8 juta dengan volume 57.280,7 ribu ton, yang terdiri dari US\$1.308,6 juta hasil ekspor minyak dan gas (migas) dan US\$20.398,2 juta hasil ekspor komoditi nonmigas.

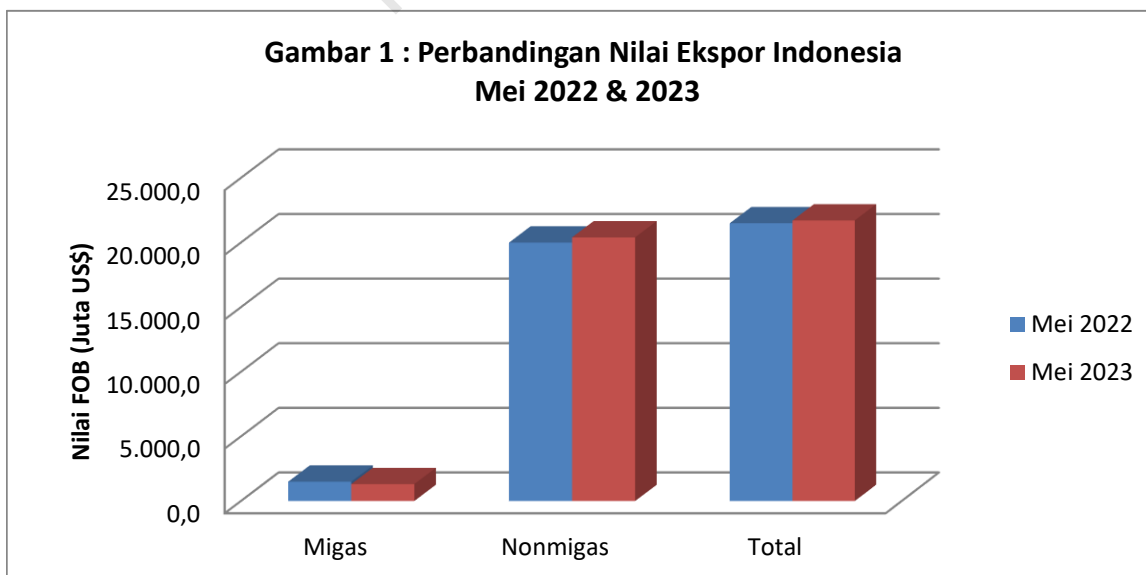
Dibandingkan periode yang sama tahun 2022, nilai ekspor naik US\$213,6 juta, karena adanya peningkatan ekspor dari kelompok nonmigas sebesar US\$403,0 juta atau naik 2,02 persen. Sedangkan ekspor migas mengalami penurunan sebesar US\$189,5 juta.

Walaupun kebijakan pemerintah mengutamakan migas untuk kebutuhan dalam negeri dan secara nilai mengalami penurunan namun secara volume meningkat.

Sedangkan untuk sektor nonmigas mengalami peningkatan nilai ekspornya demikian pula pada volume ekspornya dibandingkan dengan kondisi ekspor pada periode yang sama tahun 2022. Peningkatan volume nonmigas untuk Mei 2023 mencapai 12,79 persen.

Penurunan nilai ekspor pada migas diakibatkan karena menurunnya dua komponen migas, yaitu hasil minyak, dan gas.

Harga minyak mentah Indonesia pada bulan Mei 2023 sebesar US\$70,12 per barelnya, turun sebesar US\$39,49 per barel dibandingkan bulan Mei 2023.

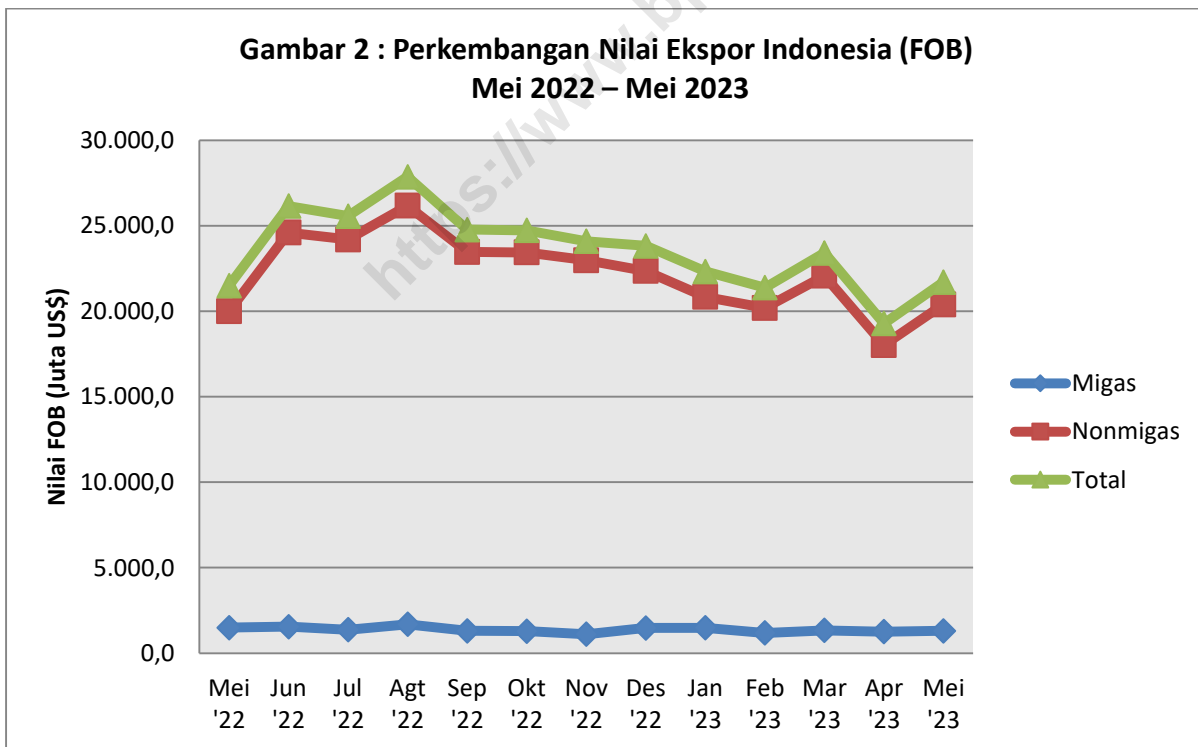


Sumber : dokumen PEB, non PEB, diolah

Pada Gambar 1 ditampilkan perbandingan nilai ekspor periode Mei 2022 dan 2023. Sedangkan trend perkembangannya dari bulan Mei 2022 sampai dengan Mei 2023 disajikan pada Gambar 2. Nilai ekspor kelompok migas pada Mei 2022 senilai US\$1.498,1 juta yang terdiri dari minyak mentah, hasil minyak dan gas masing-masing senilai US\$153,8 juta, US\$506,5 juta, dan US\$837,8 juta. Sedangkan pada Mei 2023 untuk kelompok migas memiliki rincian yang terdiri dari minyak mentah sebesar US\$165,5 juta, hasil

minyak sebesar US\$413,3 juta dan gas sebesar US\$729,8 juta.

Nilai ekspor untuk kelompok nonmigas yang terdiri dari hasil pertanian, hasil industri pengolahan serta hasil tambang dan lainnya pada bulan Mei 2022 masing-masing US\$295,4 juta, US\$14.117,0 juta, dan US\$ 5.582,8 juta. Sementara itu pada periode Mei 2023 masing-masing mencapai US\$390,7 juta, US\$15.598,4 juta, dan US\$4.409,1 juta.



Sumber : dokumen PEB, non PEB, diolah

Nilai ekspor Indonesia Mei 2023 mencapai US\$21,71 miliar atau naik sebesar 12,56 persen dibanding ekspor April 2023, dan naik sebesar 0,99 persen dibanding ekspor Mei 2022.

Ekspor nonmigas Mei 2023 mencapai US\$20,40 miliar atau naik sebesar 13,16 persen dibanding nilai ekspor nonmigas April 2023, dan naik 2,02 persen dibanding ekspor nonmigas Mei 2022.

Dipandang dari negara tujuan ekspor utama (Tabel A) ekspor ke Tiongkok Mei 2023 mencapai angka terbesar yaitu US\$4,99 miliar, disusul Amerika Serikat dengan nilai ekspornya sebesar US\$2,05 miliar dan Jepang sebesar US\$1,89 miliar, dengan kontribusi ketiganya mencapai 41,15 persen.

Untuk negara utama, peningkatan terjadi pada ekspor ke Tiongkok dengan peningkatan sebesar US\$193,0 juta, Jepang dengan peningkatan sebesar US\$131,9 juta dan Jerman dengan peningkatan sebesar US\$23,5 juta.

Untuk ekspor ke Uni Eropa (27 negara) sebesar US\$1,61 miliar, menunjukkan peningkatan ekspor dibandingkan dengan nilai ekspor pada periode yang sama tahun 2023.

Sebaliknya penurunan nilai pada negara tujuan utama pada ekspor Mei 2023 terjadi pada negara India sebesar 32,59

persen, negara Taiwan sebesar 31,32 persen dan negara Korea Selatan sebesar 21,01 persen.

Pada Tabel B ekspor golongan barang HS 2 digit utama terlihat sebagian meningkat, terbesar terjadi pada lemak dan minyak hewan/nabati sebesar US\$1.067,1 juta yang merupakan komoditi ekspor terbesar ke-3 pada Mei 2023 dan terbesar ke-4 pada Mei 2022.

Sedangkan penurunan terbesar ekspor golongan barang HS 2 digit utama terjadi pada bahan bakar mineral sebesar US\$1.221.6 juta yang merupakan komoditi ekspor terbesar pertama pada Mei 2023 dan Mei 2022.

Menurut sektor, ekspor hasil industri pengolahan Mei 2023 naik sebesar 10,49 persen dibanding ekspor hasil industri pengolahan periode yang sama tahun 2022, ekspor hasil tambang & lainnya turun sebesar 21,02 persen, sedangkan ekspor hasil pertanian naik sebesar 32,26 persen.

Berdasarkan Tabel C total ekspor Indonesia menurut provinsi pelabuhan muat, ekspor Indonesia terbesar pada Mei 2023 berasal dari DKI (daerah khusus ibukota) Jakarta dengan nilai US\$5,62 miliar (25,89 persen), diikuti Kalimantan Timur sebesar US\$2,25 miliar (10,34 persen) dan Jawa Timur sebesar US\$1,89 miliar (8,69 persen).

**Tabel A. Total Ekspor Indonesia Menurut Negara Tujuan Utama
Mei 2022 dan Mei 2023**

Negara Tujuan	Nilai FOB (Juta US\$)				Perubahan Mei'23 thd Mei'22 (Juta US\$)
	Mei	Mei	Jan-Mei	Jan-Mei	
	2022	2023	2022	2023	
(1)	(2)	(3)	(4)	(5)	(6)
ASEAN	4.896,6	4.741,7	25.066,8	22.355,2	-155,0
1 Singapura	1.260,9	1.053,3	6.698,8	5.299,4	-207,6
2 Malaysia	1.193,8	1.155,2	6.317,8	5.474,0	-38,6
3 Thailand	755,7	732,2	3.423,5	3.124,3	-23,5
Asean Lainnya	1.686,3	1.800,9	8.626,7	8.457,5	114,6
UNI EROPA	1.569,3	1.612,4	9.287,5	7.519,2	43,0
4 Jerman	241,6	265,1	1.375,0	1.257,5	23,5
5 Belanda	392,6	289,5	2.344,7	1.562,0	-103,1
6 Yunani	10,2	21,2	113,2	125,7	11,0
Uni Eropa Lainnya	924,9	1.036,5	5.454,6	4.574,0	111,6
NEGARA UTAMA LAINNYA	12.903,3	12.047,5	64.500,3	61.505,2	-855,9
7 Tiongkok	4.800,6	4.993,6	23.536,1	26.405,2	193,0
8 Jepang	1.758,1	1.890,0	9.748,0	9.442,2	131,9
9 Amerika Serikat	2.052,2	2.049,7	12.285,4	9.451,3	-2,5
10 India	2.262,7	1.525,2	8.900,3	7.737,9	-737,5
11 Australia	269,5	277,6	1.418,6	1.277,0	8,1
12 Korea Selatan	993,0	784,4	5.220,6	4.369,9	-208,6
13 Taiwan	767,2	527,0	3.391,3	2.821,6	-240,3
Total 13 Negara Tujuan Utama	16.758,1	15.564,1	84.773,3	78.348,1	-1.194,0
Lainnya	4.735,2	6.142,8	30.255,2	29.703,9	1.407,6
Total Ekspor Indonesia	21.493,3	21.706,8	115.028,5	108.052,0	213,6

Sumber : dokumen PEB, non PEB, diolah

Pada Tabel 1 disajikan ekspor menurut 21 golongan barang HS. Disini terlihat bahwa perolehan devisa terbesar pada bulan Mei 2023 dari kelompok golongan barang V (Produk mineral) dengan nilai US\$5.825,1 juta atau sekitar 26,84 persen dari total ekspor, kelompok golongan barang XV (Logam tidak mulia dan barang daripadanya) dengan nilai US\$3.299,4 juta atau sekitar 15,20 persen, serta kelompok golongan barang III (Lemak, minyak malam nabati/hewani) senilai US\$1.911,7 juta atau sekitar 8,81 persen.

Dibandingkan periode yang sama tahun sebelumnya, produk mineral mengalami penurunan 18,32 persen; logam tidak mulia dan barang daripadanya juga turun sebesar 17,77 persen, sedangkan lemak, minyak malam nabati/hewani mengalami peningkatan sebesar 126,34 persen.

Pada Tabel 2 disajikan ekspor menurut HS 2 digit. Nilai ekspor yang mengalami pertumbuhan positif terbesar untuk bulan Mei 2023 dibandingkan dengan nilai ekspor Mei 2022 antara lain HS 50 (*silk*) dengan tingkat pertumbuhan 1.149,14 persen dengan nilai ekspor US\$24.115. Kemudian HS 93 (*arms & ammunition; parts & accessories thereof*) dengan besar tingkat

pertumbuhan mencapai 707,13 persen dan memiliki nilai ekspor mencapai US\$495. Selanjutnya HS 78 (*lead and articles thereof*) yang memiliki tingkat pertumbuhan 665,79 persen dengan nilai ekspor US\$3,5 juta. Kemudian peningkatan terjadi pada HS 88 (*aircraft, spacecraft, and parts thereof*) dengan tingkat pertumbuhannya sebesar 278,07 persen dan nilai ekspor mencapai US\$20,4 juta, serta HS 51 (*wool, fine or coarse animal hair*) dengan tingkat pertumbuhan mencapai 235,10 persen dengan nilai ekspor mencapai US\$0,3 juta.

Adapun jenis barang yang mengalami penurunan antara lain HS 45 (*cork & articles of cork*) dengan penurunan ekspor 96,21 persen dengan nilai ekspor US\$886, kemudian HS 98 (*incompletely knocked down motor vehicles & their components*) yang mengalami penurunan mencapai 93,49 persen dengan total nilai ekspor mencapai US\$4.247. Selanjutnya HS 28 (*inorganic chemicals; organic or inorganic compounds of precious metals, of rare-earth, of radioactive*) dengan penurunan ekspor 62,20 persen dengan nilai ekspor US\$100,5 Juta, diikuti HS 01 (*live animals*) yang mengalami penurunan ekspor 51,56 persen dengan nilai ekspor sebesar US\$2,1 juta, dan HS 43 (*furskins and artificial fur; manufactures*

thereof) yang mengalami penurunan ekspor sebesar 51,40 persen dengan nilai ekspor sebesar US\$39.182.

**Tabel B. Total Ekspor Golongan Barang HS2 Digit Utama
Mei 2022 dan Mei 2023**

Golongan Barang (HS)	Nilai FOB (Juta US\$)				Perubahan Mei'23 thd Mei'22 (Juta US\$)
	Mei 2022	Mei 2023	Jan-Mei 2022	Jan-Mei 2023	
(1)	(2)	(3)	(4)	(5)	(6)
1 Bahan bakar mineral (27)	6.355,0	5.133,4	25.421,1	27.195,7	-1.221,6
2 Besi dan Baja (72)	2.728,2	2.027,6	12.244,6	10.748,7	-700,6
3 Lemak & minyak hewan/nabati (15)	844,6	1.911,7	11.726,9	10.701,8	1.067,1
4 Mesin/peralatan listrik (85)	1.072,2	1.231,4	5.606,1	6.252,5	159,1
5 Kendaraan dan Bagiannya (87)	692,7	993,3	3.985,9	4.464,5	300,6
6 Perhiasan/Permata (71)	315,2	575,4	3.336,4	3.574,6	260,3
7 Bijih, kerak dan abu logam (26)	739,3	648,0	4.356,1	3.104,9	-91,4
8 Nikel (75)	591,1	691,7	1.851,1	3.048,6	100,6
9 Berbagai produk kimia (38)	735,4	478,5	3.820,5	2.714,5	-256,9
10 Alas kaki (64)	522,9	600,2	3.239,1	2.690,3	77,3
Total 10 Golongan Barang	14.596,5	14.291,0	75.587,7	74.496,0	-305,6
Lainnya	6.896,7	7.415,9	39.440,8	33.556,1	519,2
Total Ekspor Indonesia	21.493,3	21.706,8	115.028,5	108.052,0	213,6

Sumber : dokumen PEB, non PEB, diolah

**Tabel C. Total Ekspor Indonesia Menurut Pelabuhan Muat Utama Tiap Provinsi
Bulan Mei 2023 (Juta US\$)**

Provinsi	Nilai Fob (Juta US\$)	Pelabuhan Muat	Nilai Fob (Juta US\$)
(1)	(2)	(3)	(4)
Aceh	30,5	Meulaboh	28,0
Sumatera Utara	837,3	Belawan	768,1
Sumatera Barat	157,9	Padang/Tl.Bayur	157,9
Riau	1.410,9	Dumai	887,0
Jambi	117,7	Jambi	46,2
Sumatera Selatan	558,5	Musi River/Boom Baru	385,7
Bengkulu	33,6	Pulau Baai	31,1
Lampung	267,9	Tarahan	119,7
Kepulauan Bangka Belitung	211,2	Pangkal Balam	165,5
Kepulauan Riau	1.585,2	Batu Ampar	787,9
Dki Jakarta	5.619,1	Tanjung Priok	5.018,7
Jawa Barat	167,7	Patimban	135,8
Jawa Tengah	672,3	Tanjung Emas	606,1
	0,4	Yogyakarta International Airport(U)	0,4
Di Yogyakarta			
Jawa Timur	1.887,0	Tanjung Perak	1.599,4
Banten	167,1	Cigading	0,0
Bali	29,2	Ngurah Rai (U)	29,2
Nusa Tenggara Barat	0,0	Benete	0,0
Nusa Tenggara Timur	4,4	Atapupu	2,4
Kalimantan Barat	115,3	Pontianak	37,4
Kalimantan Tengah	61,0	Kumai	56,0
Kalimantan Selatan	1.434,9	Banjarmasin	904,9
Kalimantan Timur	2.245,5	Samarinda	737,0
Kalimantan Utara	413,4	Lingkas Tarakan	359,2
Sulawesi Utara	52,4	Bitung	43,7
Sulawesi Tengah	1.520,3	Kolonedale	-
Sulawesi Selatan	188,4	Malili, Sulawesi	101,8
Sulawesi Tenggara	268,2	Kendari	267,8
Gorontalo	0,0	Gorontalo	0,0
Sulawesi Barat	1,2	Polewali	-
Maluku	6,5	Ambon	5,9
Maluku Utara	840,5	Obi Island	163,0
Papua Barat	180,7	Bintuni, Irian Jaya	179,4
Papua	620,4	Amamapare	620,2
Total Ekspor Indonesia	21.706,8	Total Pelabuhan Utama	14.245,3

Sumber : dokumen PEB, non PEB, diolah

Tabel 1. Ekspor Indonesia menurut 21 Golongan Barang

Mei 2023

Golongan	Uraian golongan barang	Berat bersih (Kg)		Nilai F.O.B. (U S \$)	
		Bulan ini	Kumulatif	Bulan ini	Kumulatif
(1)	(2)	(3)	(4)	(5)	(6)
I	Binatang Hidup; Produk Hewani	67.205.473	314.424.514	369.353.073	1.740.538.295
II	Produk Nabati	610.232.048	3.066.760.538	347.287.220	1.534.604.363
III	Lemak, Minyak, Malam Nabati/hewani	2.057.686.860	11.545.473.559	1.911.677.864	10.701.803.037
IV	Olahan Makanan, minuman, Minuman Keras, Tembakau	831.971.220	4.391.860.677	936.839.025	4.325.495.003
V	Produk Mineral	47.863.111.743	235.492.617.779	5.825.092.846	30.520.095.787
VI	Produk Industri Kimia atau Produk Industri Terkait	1.355.950.251	6.757.696.569	1.253.103.672	6.347.569.118
VII	Plastik, Karet, dan Barang-barang Daripadanya	420.174.734	1.883.292.485	738.634.881	3.365.013.183
VIII	Kulit, Kulit Samak dan Barang Daripadanya	7.146.554	30.139.739	129.521.722	558.879.071
IX	Kayu dan Barang dari Kayu, Barang Anyaman, dll	513.639.880	2.520.353.043	347.699.287	1.593.314.968
X	Pulp, Kertas dan Barang Daripadanya	1.203.607.672	5.078.320.139	823.400.543	3.723.289.056
XI	Tekstil dan Barang Tekstil	173.753.628	766.915.534	1.034.052.833	4.697.548.409
XII	Alas Kaki, Payung, Bunga Tiruan, dll	30.495.634	134.364.463	639.558.556	2.874.912.030
XIII	Barang dari Batu, Semen, Mika, Keramik, Kaca, dll	101.964.108	413.778.896	74.129.671	309.913.023
XIV	Mutiara, Batu Mulia/Semi Mulia, Logam Mulia/Semi Mulia, dll	341.244	1.353.875	575.446.593	3.574.613.588
XV	Logam Tidak Mulia dan Barang Daripadanya	1.694.807.324	7.595.084.119	3.299.380.992	16.308.391.336
XVI	Mesin dan Perlengkapan Elektris, serta Aksesoris dari Barang Tersebut	109.378.403	500.250.490	1.807.646.734	8.877.870.178
XVII	Kendaraan, Pesawat Terbang, Kapal dll	168.347.288	1.130.267.737	1.156.940.442	5.012.239.875
XVIII	Alat Optis, Fotografi, Musik, Jam dll	6.815.618	31.192.486	137.697.152	623.807.403
XIX	Senjata dan Amunisi; Bagian dan Aksesorisnya	12	14.110	495	2.135.249
XX	Bermacam-macam Barang Hasil Pabrik	63.851.508	284.374.528	296.333.914	1.348.341.152
XXI	Karya Seni, Barang Kolektor dan Barang Antik	191.541	721.437	3.036.010	11.647.611
	Total Ekspor	57.280.672.740	281.939.256.715	21.706.833.523	108.052.021.734

Sumber : dokumen PEB dan non PEB, diolah

Tabel 2. Ekspor Indonesia menurut kode HS 2 digit

Mei 2023

H S	Uraian golongan barang	Berat bersih (Kg)		Nilai F.O.B. (U S \$)	
		Bulan ini	Kumulatif	Bulan ini	Kumulatif
(1)	(2)	(3)	(4)	(5)	(6)
01	Live animals	71.040	7.832.125	2.060.414	24.087.957
02	Meat and edible meat offal	267.871	921.392	3.224.838	8.769.321
03	Fish and crustaceans, Molluscs and other aquatic invertebrates	61.057.309	281.350.194	309.631.812	1.404.887.843
04	Dairy products, bird's eggs; natural honey, edible products of animal	3.537.384	15.196.619	50.606.934	285.642.017
05	Products of animal origin, not elsewhere specified or included	2.271.869	9.124.184	3.829.075	17.151.157
06	Live trees and other plants; bulbs, roots and the like; cut flowers and ornamental foliage	505.710	2.802.696	1.628.349	8.824.348
07	Edible vegetables and certain roots and tubers	7.957.290	26.527.409	7.228.392	29.059.539
08	Edible fruits and nuts; peel of citrus fruit or melons	93.382.918	436.169.165	41.826.447	238.706.537
09	Coffee, tea, mate, and spices	51.110.500	187.332.256	164.814.251	621.436.467
10	Cereals	111.758	91.671.438	271.779	29.173.201
11	Products of the milling industry; malt, starches; inulin;wheat gluten	29.213.640	98.899.588	15.613.550	59.034.242
12	Oil seeds and oleaginous fruits; miscellaneous grains,seed, and fruits; industrial or medical plants; straw and fodder	29.520.646	128.876.713	46.442.298	204.023.333
13	Lac; gums; resins and other vegetable saps and extracts	5.344.725	24.841.158	20.640.421	99.783.076
14	Vegetable plaiting materials; vegetable products not elsewhere	393.084.862	2.069.640.115	48.821.733	244.563.620
15	Animal or vegetable fats and oils and their cleavage products; prepared edible fats; animal or vegetable waxes	2.057.686.860	11.545.473.559	1.911.677.864	10.701.803.037
16	Preparations of meat/fish/crustaceans/molluscs or other aquatic	15.626.836	70.903.444	123.323.412	539.203.491
17	Sugar and sugar confectionery	92.085.080	294.502.073	46.763.035	170.151.982
18	Cocoa and cocoa preparations	33.236.112	141.613.692	113.681.215	470.346.269
19	Preparations of cereals, flour, starch or milk; pastrycooks' products	55.429.205	253.450.918	126.450.552	588.909.442
20	Preparations of vegetables, fruits, nuts or other part of plants	23.407.202	106.743.444	33.123.491	153.443.893
21	Miscellaneous edible preparations	61.387.251	259.396.997	153.322.693	637.328.909
22	Beverages, spirit, and vinegar	30.258.767	113.487.518	17.795.812	73.223.003
23	Residues and waste from the food industries; prepared animal fodder	504.987.219	3.089.631.673	152.780.714	993.096.914
24	Tobacco and manufactured tobacco substitutes	15.553.549	62.130.917	169.598.101	699.791.101
25	Salts; sulphur; earths and stone; plastering materials, lime and	1.647.967.798	7.977.192.973	43.780.962	219.552.463
26	Ores, slag, and ash	312.108.417	4.026.464.001	647.961.095	3.104.867.143
27	Mineral fuels, mineral oils and products of their distillation; bituminous substances; mineral waxes	45.903.035.528	223.488.960.805	5.133.350.789	27.195.676.181
28	Inorganic chemicals; organic or inorganic compounds of precious	276.021.908	1.730.767.842	100.508.081	767.466.368
29	Organic chemicals	257.503.209	1.201.328.454	260.491.616	1.259.509.766
30	Pharmaceutical products	2.490.019	11.601.344	70.342.446	270.202.595
31	Fertilizers	230.913.204	600.935.351	80.060.862	221.196.487
32	Tanning or dyeing extracts,tannins and their derivatives;dyes, pigments and other colouring matter; paints and varnishes; putty and other mastics; ink	17.303.073	59.651.477	48.312.107	196.301.061
33	Essential oils and resinoids; perfumery, cosmetic or toilet preparatio	9.992.717	43.448.738	75.552.019	325.999.289
34	Soap, organic surfasce-active agents, washing, and lubricating	121.133.843	501.878.413	130.576.764	560.808.329
35	Albuminoidal substances; modified starches; glues; enzymes	3.140.099	10.200.848	7.905.899	28.709.149
36	Explosives; pyrotechnic products; matches; pyrophonic alloys; certain combustible preparations	388.755	1.237.883	668.712	2.104.058
37	Photographic and cinematographic goods	19.101	49.644	178.490	797.196
38	Miscellaneous chemical products	437.044.322	2.596.596.574	478.506.675	2.714.474.823
39	Plastics and articles thereof	188.634.095	798.987.376	265.199.072	1.178.490.825
40	Rubber and articles thereof	231.540.639	1.084.305.109	473.435.809	2.186.522.358
41	Raw hides, skins(other than furskins), and leather	425.731	1.713.467	9.981.796	43.476.654
42	Articles of leather; saddlery and harness; travel goods, handbags and similar containers; articles of animal gut (other than silk-worm gut)	6.718.317	28.396.346	119.500.744	514.994.201
43	Furskins and artificial fur; manufactures thereof	2.506	29.926	39.182	408.215
44	Wood and articles of wood; wood charcoal	511.870.371	2.512.479.489	338.833.629	1.553.778.322
45	Cork and articles of cork	76	2.184	886	29.194

Tabel 2. Ekspor Indonesia menurut kode HS 2 digit

Mei 2023

H S	Uraian golongan barang	Berat bersih (Kg)		Nilai F.O.B. (U S \$)	
		Bulan ini	Kumulatif	Bulan ini	Kumulatif
(1)	(2)	(3)	(4)	(5)	(6)
46	Manufactured of straw or other plaiting materials; basketware and	1.769.433	7.871.370	8.864.772	39.507.452
47	Pulp of wood or of other fibrous cellulosic material; recovered (waste and scrap) paper or paperboard	691.870.999	2.709.144.841	372.208.944	1.629.088.620
48	Paper and paperboard; articles of paper pulp or of paper/paperboard	511.312.261	2.367.153.040	448.986.328	2.082.296.194
49	Printed books, newspapers, pictures, and other products of the printing industry, manuscripts, typescripts and plans	424.413	2.022.259	2.205.271	11.904.241
50	Silk	10.896	24.556	24.115	52.570
51	Wool, fine or coarse animal hair; horse hair yarn, woven fabrics	26.345	31.093	250.590	264.813
52	Cotton	12.837.102	68.096.448	41.882.332	214.203.956
53	Other vegetable textile fibres; paper yarns and woven fabrics of	2.902.415	13.417.382	606.734	2.653.536
54	Man-made filaments	20.448.231	87.688.765	68.944.857	299.779.223
55	Man-made staple fibres	96.340.490	409.702.981	179.990.685	767.846.617
56	Wadding, felt, and non-wovens; special yarn; twine, cordage, ropes and cables and articles thereof	3.575.718	15.289.764	14.475.642	61.448.257
57	Carpets and other textile floor coverings	1.006.385	5.137.450	3.262.047	16.584.815
58	Special woven fabrics; tufted textile fabrics; lace; tapestries;	166.023	931.234	2.679.520	14.271.950
59	Impregnated, coated, covered or laminated textile fabrics; textile	2.517.869	11.830.021	12.122.175	58.582.279
60	Knitted or crocheted fabrics	1.419.975	6.443.807	9.571.867	42.506.671
61	Articles of apparel and clothing accessories, knitted or crocheted	15.786.916	69.226.067	310.413.421	1.396.797.549
62	Articles of apparel and clothing accessories, not knitted or crocheted	13.579.956	65.501.086	377.272.438	1.766.888.496
63	Other made up textile articles; sets; worn clothing and worn textile articles; rags	3.135.306	13.594.880	12.556.410	55.667.676
64	Footwear, gaiters and the like; parts of such articles	29.054.677	128.085.889	600.194.960	2.690.297.942
65	Headgear and parts thereof	600.735	2.554.053	8.568.464	36.373.707
66	Umbrellas, sun umbrellas, walking sticks, seat-sticks, whips, riding-	28.000	187.380	257.481	1.444.647
67	Prepared feathers and down and articles made of feathers or of	812.222	3.537.140	30.537.651	146.795.733
68	Articles of stone, plaster, cement, asbestos, mica or similar material	24.552.460	91.582.219	15.544.320	63.255.007
69	Ceramic products	28.511.264	105.630.916	25.847.992	108.493.960
70	Glass and glassware	48.900.384	216.565.762	32.737.358	138.164.056
71	Natural and cultured pearls, precious/semi precious stones, and precious metal, and articles thereof, imitation jewellery; coin	341.244	1.353.875	575.446.593	3.574.613.588
72	Iron and steel	1.489.850.790	6.696.476.737	2.027.556.762	10.748.660.642
73	Articles of iron and steel	53.971.356	186.427.799	160.238.582	575.532.986
74	Copper and articles thereof	19.935.672	115.430.947	152.354.809	933.475.434
75	Nickel and articles thereof	101.553.663	458.395.571	691.654.882	3.048.611.842
76	Aluminium and articles thereof	14.300.704	68.458.817	48.741.193	224.630.183
78	Lead and articles thereof	1.552.185	5.292.042	3.466.612	9.696.426
79	Zinc and articles thereof	978.959	5.927.039	2.162.469	13.423.038
80	Tin and articles thereof	7.056.023	23.966.531	185.025.778	619.998.315
81	Other base metal; cermets; and articles thereof	2.873.507	23.289.386	6.160.963	49.891.165
82	Tools, implements, cutlery, spoon and forks, of base metal and parts	803.475	2.824.877	10.234.779	40.267.254
83	Miscellaneous articles of base metal	1.930.990	8.594.373	11.784.163	44.204.051
84	Nuclear reactors, boilers, machinery and mechanical appliances;	62.044.032	287.120.232	576.294.827	2.625.400.566
85	Electrical machinery and equipments and parts thereof; sound	47.334.371	213.130.258	1.231.351.906	6.252.469.612
86	Railway and tramway locomotive, mechanical traffic, and all kinds	1.201.258	7.752.854	1.958.632	18.802.652
87	Vehicles other than railway/tramway rolling-stock, and parts and	104.983.120	995.754.256	993.250.080	4.464.487.582
88	Aircraft, spacecraft, and parts thereof	24.869	243.588	20.415.537	44.791.581
89	Ships, boat, and floating structures	62.137.603	126.396.578	141.311.946	483.693.323
90	Optical, photographic, cinematographic, measuring, checking,	3.030.193	14.452.796	76.932.329	352.785.112
91	Clocks and watches and parts thereof	20.829	122.872	2.597.817	11.851.119
92	Musical instruments; parts and accessories of such articles	3.764.596	16.616.819	58.167.005	259.171.172
93	Arms and ammunition; parts and accessories thereof	12	14.110	495	2.135.249

Tabel 2. Ekspor Indonesia menurut kode HS 2 digit

Mei 2023

HS	Uraian golongan barang	Berat bersih (Kg)		Nilai F.O.B. (U S \$)	
		Bulan ini	Kumulatif	Bulan ini	Kumulatif
(1)	(2)	(3)	(4)	(5)	(6)
94	Furnitures, bedding, mattresses, mattress supports, cushions and	46.869.629	212.018.619	203.903.024	952.954.032
95	Toys, games and sports requisiters; parts and accessories thereof	4.826.089	21.023.383	59.128.106	258.836.414
96	Miscellaneous manufactured articles	12.155.789	51.332.526	33.302.783	136.550.705
97	Works of arts, collectors' piece and antiques	89.230	242.210	660.494	2.212.556
98	Incompletely knocked down motor vehicles and their components	438	120.460	4.247	464.736
99	Postal packages, parcels, and returned goods	102.311	479.226	2.375.516	9.435.054
	Total Ekspor	57.280.672.740	281.939.256.715	21.706.833.523	108.052.021.734

Sumber : dokumen PEB dan non PEB, diolah

<https://www.bps.go.id>

Tabel 3 : Ekspor Indonesia menurut Komoditi (Kode HS 8 digit)

Mei 2023

Kode H S	Uraian golongan barang	Berat bersih (Kg)		Nilai F.O.B. (U S \$)	
		Bulan ini	Kumulatif	Bulan ini	Kumulatif
		(1)	(2)	(3)	(4)
01039200	Live swine, other than pure-bred breeding animals, weighing 50 kg or more	-	7.687.116	-	20.668.095
01051110	Breeding fowls of the species gallus domesticus, weighing not more than 185 g	1.256	7.532	12.910	148.790
01051190	Live fowls of the species gallus domesticus, other than breeding, weighing not more than 185 g	-	3.587	-	96.250
01059441	Live fighting cocks of the species gallus domesticus, 185 g ≤ weighing ≤ 2 kg	1.292	2.428	39.500	66.630
01059449	Live fighting cocks of the species gallus domesticus, weighing more than 2 kg	2.748	8.169	17.590	32.370
01061100	Live primates	7.500	7.500	1.664.755	1.664.755
01061400	Live rabbits and hares	-	10	-	33
01061900	Live mammals, other than in subheading 010611 to 010614	634	2.693	2.554	41.706
01062000	Live reptiles (including snakes and turtles)	15.734	69.911	217.087	1.174.049
01063200	Live psittaciformes (including parrots, parakeets, macaws and cockatoos)	5	254	40	55.540
01063900	Live birds, other than birds of prey, psittaciformes, ostriches, emus (dromaius novaehollandiae)	41.540	41.617	93.091	95.091
01064900	Live insects other than bees	86	219	2.849	5.021
01069000	Live animals, other than in subheading 010611 to 010649	246	1.091	10.038	39.627
02045000	Meat of goats, fresh, chilled or frozen	-	3	-	15
02071200	Meat and edible offal of fowls of the species gallus domesticus, not cut in pieces, frozen	48.931	202.988	96.094	457.945
02071410	Wings of fowls of the species gallus domesticus, frozen	-	1.764	-	4.770
02071491	Mechanically deboned or separated meat of fowls of the species gallus domesticus, other than wings and thighs, frozen	-	7.208	-	25.984
02074100	Meat and edible offal of ducks not cut in pieces, fresh or chilled	-	18	-	181
02085000	Meat and edible meat offal of reptiles (including snakes and turtles), fresh, chilled or frozen	-	24.300	-	56.933
02089010	Frogs' legs fresh, chilled or frozen	182.619	610.731	1.584.016	5.318.490
02099000	Poultry fat, free of lean meat, not rendered or otherwise extracted, fresh, chilled, frozen, salted, in brine, dried or smoked	4	4	3	3
02109300	Meat and edible meat offal of reptiles (including snakes and turtles) including edible flours and meals of meat or meat offal, salted, in brine, dried/smoked	36.318	73.770	1.544.725	2.903.275
02109920	Dried pork skin	-	480	-	1.640
02109990	Meat and edible meat offal, other than hs code 02101100 to 02109920 including edible flours and meals of meat or meat offal, salted, in brine, dried or smoked	-	127	-	84
03011110	Live fry freshwater ornamental fish	1.863	10.993	21.520	133.875
03011191	Live koi carp (cyprinus carpio) other than fry	665	2.810	19.217	44.575
03011192	Live goldfish (carassius auratus) other than fry	1.883	5.463	69.573	285.528
03011193	Live siamese fighting fish (beta splendens) other than fry	1.010	4.461	32.891	159.696
03011195	Live arowanas (scleropages formosus) other than fry	9.092	49.022	864.888	5.229.761
03011199	Live freshwater ornamental fish, other than HS code 03011191 to 03011195, other than fry	86.667	403.784	1.733.756	8.412.774
03011910	Live fry ornamental fish, other than freshwater fish	32	68	1.598	2.531
03011990	Live ornamental fish other than freshwater fish, other than fry	60.592	260.837	647.964	3.139.568
03019200	Live eels (anguilla spp)	132.347	624.343	292.162	1.186.536
03019329	Live cyprinus spp, carassius spp, ctenopharyngodon idellus, hypophthalmichthys spp, cirrhinus spp, mylopharyngodon piceus, other than breeding and fry	-	4	-	41
03019911	Live fry of milkfish and grouper, breeding	9.183	81.005	200.057	2.146.769
03019919	Live fry of milkfish and grouper, other than breeding	1.211	10.714	19.355	108.208
03019924	Live fish fry, other than HS code 03019100 to 03019923, breeding	1.510	1.510	4.340	4.340
03019929	Live fish fry, other than HS code 03019100 to 03019923, other than	1.254	6.153	4.080	24.261
03019931	Live milkfish, other than fry, breeding	2.339	9.679	60.962	329.017

Tabel 3 : Ekspor Indonesia menurut Komoditi (Kode HS 8 digit)

Mei 2023

Kode H S	Uraian golongan barang	Berat bersih (Kg)		Nilai F.O.B. (U S \$)	
		Bulan ini	Kumulatif	Bulan ini	Kumulatif
(1)	(2)	(3)	(4)	(5)	(6)
03019933	Live Leopard coral grouper (<i>plectropomus leopardus</i>), other than fry	30.320	147.535	525.155	2.252.536
03019934	Live Brown-marbled grouper (<i>epinephelus fuscoguttatus</i>), other than fry	9.541	43.860	88.797	403.579
03019935	Live Humpback grouper (<i>cromileptes altivelis</i>), other than fry	5.227	16.860	85.959	311.745
03019936	Live Grouper other than leopard coral, brown-marbled, and humpback, other than fry	99.173	545.647	797.335	4.318.361
03019949	Live freshwater fish, n.ec in heading 0301 and other than carp for breeding	25.112	112.433	186.288	817.471
03019950	Live marine fish, n.e.c in heading 0301	4.385	29.793	50.946	356.278
03019990	Live fish, other than freshwater and marine fish	23.437	73.881	127.478	363.786
03021100	Trout (<i>salmo trutta</i> , <i>oncorhynchus mykiss</i> , <i>oncorhynchus clarki</i> , <i>oncorhynchus aguabonita</i> , <i>oncorhynchus gilae</i> , <i>oncorhynchus apache</i> and <i>oncorhynchus chrysogaster</i>), fresh or chilled	-	700	-	965
03021900	Salmonidae other than trout, pacific salmon, atlantic salmon and danube salmon, fresh or chilled	-	920	-	1.479
03022200	Plaice (<i>pleuronectes platessa</i>), fresh or chilled	-	240	-	448
03022300	Sole (<i>solea</i> spp), fresh or chilled	7.875	27.352	8.898	30.556
03022900	Flat fish (<i>pleuronectidae</i> , <i>bothidae</i> , <i>cynoglossidae</i> , <i>soleidae</i> , <i>scophthalmidae</i> and <i>citharidae</i>) other than halibut, plaice, sole, turbot, fresh or chilled	134.862	593.645	143.341	630.265
03023200	Yellowfin tunas (<i>thunnus albacares</i>), fresh or chilled	115.305	412.365	756.531	2.772.460
03023300	Skipjack tuna (stripe-bellied bonito) (<i>katsuwonus pelamis</i>), fresh or chilled	-	4	-	12
03023400	Bigeye tunas (<i>thunnus obesus</i>), fresh or chilled	38.618	100.581	216.339	519.529
03023600	Southern bluefin tunas (<i>thunnus maccoyii</i>), fresh or chilled	1.000	17.093	3.400	77.506
03023900	Tunas other than albacore tunas, yellowfin tunas, skipjack tuna, bigeye tunas, atlantic and pacific bluefin tunas, southern bluefin tunas, fresh or chilled	58.580	222.122	431.170	1.907.425
03024200	Anchovies (<i>engraulis</i> spp), fresh or chilled	-	340	-	1.116
03024400	Mackerel (<i>scomber scombrus</i> , <i>scomber australasicus</i> , <i>scomber japonicus</i>), fresh or chilled	10.822	237.884	21.644	1.004.261
03024700	Swordfish (<i>xiphias gladius</i>), fresh or chilled	4.121	26.154	40.065	242.530
03024900	Sardinella, brisling or sprats, indian mackerels, seerfishes, jacks, crevalles, silver pomfrets, pacific saury, scads, capelin, kawakawa, bonitos, marlins, sailfishes, spearfish, fresh or chilled	610.641	2.519.183	2.536.546	8.616.193
03027290	Catfish (<i>pangasius</i> spp, <i>silurus</i> spp, <i>clarias</i> spp, <i>ictalurus</i> spp) other than yellowtail catfish, fresh or chilled	2.559	13.119	2.989	15.655
03027300	Carp (<i>cyprinus</i> , <i>carassius</i> , <i>ctenopharyngodon idellus</i> , <i>hypophthalmichthys cirrhinus</i> , <i>mylopharyngodon piceus</i> , <i>catla catla</i> , <i>labeo</i> , <i>osteoichilus hasselti</i> , <i>leptobarbus hoeveni</i> , <i>megalobrama</i>), fresh or chilled	28	28	55	55
03027900	Nile perch (<i>lates niloticus</i>) and snakeheads (<i>channa</i> spp), fresh or chilled	7.470	20.023	9.614	47.098
03028200	Rays and skates (<i>rajidae</i>), fresh or chilled	9.691	75.540	12.040	98.100
03028500	Seabream (<i>sparidae</i>), fresh or chilled	83	808	1.003	2.781
03028911	Grouper, fresh or chilled	337.123	1.701.324	1.264.190	6.386.291
03028914	Savalai hairtails (<i>lepturacanthus savala</i>), belanger's croakers (<i>johnius belangerii</i>), reeve's croakers (<i>chrysochir aureus</i>) and bigeye croakers (<i>pennahia anea</i>), fresh or chilled	77.394	830.105	102.547	700.324
03028916	Torpedo scads (<i>megalaspis cordyla</i>), spotted sicklefish (<i>drepane punctata</i>) and great barracudas (<i>sphyræna barracuda</i>), fresh or chilled	72.410	317.560	58.505	254.601
03028917	Black pomfrets (<i>parastromatus niger</i>), fresh or chilled	98.361	592.471	253.278	1.738.747
03028918	Mangrove red snappers (<i>lutjanus argentimaculatus</i>), fresh or chilled	183.758	1.030.714	548.707	2.894.855

Tabel 3 : Ekspor Indonesia menurut Komoditi (Kode HS 8 digit)

Mei 2023

Kode H S	Uraian golongan barang	Berat bersih (Kg)		Nilai F.O.B. (U S \$)	
		Bulan ini	Kumulatif	Bulan ini	Kumulatif
(1)	(2)	(3)	(4)	(5)	(6)
03028919	Fresh or chilled marine fish, other than HS code 03028911 to 03028918	2.404.636	10.390.536	3.142.197	14.590.519
03028929	Fresh or chilled fish other than marine fish, other than hs code 03028922 to 03028929	10.211	75.555	7.070	61.274
03031100	Sockeye salmon (red salmon) (oncorhynchus nerka), frozen	-	4.090	-	77.506
03032300	Tilapias (oreochromis spp), frozen	38.832	167.302	110.347	483.988
03032400	Catfish (pangasius spp, silurus spp, clarias spp, ictalurus spp), frozen	321.607	1.658.524	554.366	2.678.442
03032500	Carp (cyprinus, carassius, ctenopharyngodon idellus, hypophthalmichthys, cirrhinus, mylopharyngodon piceus, catla catla, labeo, osteochilus hasselti, leptobarbus hoeveni, megalobrama), frozen	564	1.749	2.496	7.475
03032600	Eels (anguilla spp), frozen	241.122	1.528.655	495.538	3.270.795
03032900	Nile perch (lates niloticus) and snakeheads (channa spp), frozen	-	688	-	1.940
03033100	Halibut (reinhardtius hippoglossoides, hippoglossus hippoglossus, hippoglossus stenolepis), frozen	47.806	77.961	68.519	115.992
03033300	Sole (solea spp), frozen	-	7.877	-	15.602
03034100	Albacore or longfinned tunas (thunnus alalunga), frozen	150.010	703.378	515.437	2.315.573
03034200	Yellowfin tunas (thunnus albacares), frozen	1.936.228	7.332.999	5.992.980	24.489.472
03034300	Skipjack tuna (stripe-bellied bonito) (katsuwonus pelamis), frozen	2.768.185	19.645.876	4.922.352	34.931.723
03034400	Bigeye tunas (thunnus obesus), frozen	37.480	1.087.680	81.832	2.311.149
03034600	Southern bluefin tunas (thunnus maccoyii), frozen	-	19.627	-	118.811
03034910	Longtail tuna (thunnus tonggol), frozen	274.228	969.103	496.872	1.688.517
03034990	Tunas (of the genus thunnus), other than hs code 03024100 to 03024910, frozen	-	5.450	-	29.777
03035300	Sardines (sardina pilchardus, sardinops spp, sardinella (sardinella spp), brisling or sprats (sprattus sprattus), frozen	81.600	364.822	24.827	579.001
03035410	Mackerel (scomber scombrus, scomber australasicus), frozen	8.120	156.103	20.506	493.955
03035420	Pacific mackerel (scomber japonicus), frozen	87.525	87.525	89.875	89.875
03035500	Jack and horse mackerel (trachurus spp), frozen	80.781	123.791	112.776	149.335
03035600	Cobia (rachycentron canadum), frozen	52.704	184.602	74.139	337.219
03035700	Swordfish (xiphias gladius), frozen	234.113	1.233.419	1.514.645	8.496.375
03035910	Indian mackerels (rastrelliger kanagurta), island mackerels (rastrelliger faughni), frozen	33.594	157.380	169.133	603.353
03035920	Silver pomfrets (pampus spp), frozen	76.237	333.588	384.708	1.676.613
03035990	Anchovies, brisling or sprats, scomberomorus spp, caranx spp, pacific saury, decapterus spp, capelin, euthynnusaffinis, sarda spp, marlins, sailfishes, istiophoridae, frozen	1.888.897	10.168.704	4.455.316	22.357.514
03036900	Fish of the families bregmacerotidae, euclichthyidae, gadidae, macrouridae, melanonidae, merlucciidae, moridae and muraenolepididae other than of hs code 030336-030368, frozen	-	9.246	-	29.878
03038100	Dogfish and other sharks, frozen	125.736	708.979	174.570	882.970
03038200	Rays and skates (rajidae), frozen	104.833	384.903	144.215	811.849
03038400	Seabass (dicentrarchus spp), frozen	5.488	6.222	3.376	5.776
03038911	Grouper, frozen	128.184	455.472	430.265	1.746.125
03038913	Bluntnose lizardfish (trachinocephalus myops), frozen	150.206	754.867	167.261	739.303
03038914	Savalai hairtails (lepturacanthus savala), belanger's croakers (johnius belangerii), reeve's croakers (chrysochir aureus) and bigeye croakers (pennahia anea), frozen	1.599.967	6.780.737	3.400.979	13.911.754
03038916	Torpedo scads (megalaspis cordyla), spotted sicklefish (drepane punctata) and great barracudas (sphyraena barracuda), frozen	66.942	231.814	135.966	446.763
03038917	Black pomfrets (parastromatus niger), frozen	626.393	1.694.987	1.665.687	4.711.301
03038918	Mangrove red snappers (lutjanus argentimaculatus), frozen	591.752	1.596.795	1.904.675	5.462.202

Tabel 3 : Ekspor Indonesia menurut Komoditi (Kode HS 8 digit)

Mei 2023

Kode H S	Uraian golongan barang	Berat bersih (Kg)		Nilai F.O.B. (U S \$)	
		Bulan ini	Kumulatif	Bulan ini	Kumulatif
(1)	(2)	(3)	(4)	(5)	(6)
03038919	Frozen marine fish, other than HS code 03038911 to 03038918	4.359.082	17.015.866	9.807.044	36.086.300
03038923	Milkfish (chanos chanos), frozen	1.453.732	4.862.241	2.282.737	7.700.270
03038928	Wallago (wallago attu) and giant river-catfish (sperata seenghala), frozen	1.801	2.929	7.960	12.968
03038929	Frozen fish, other than marine fish, other than hs code 03038922 to 03038928	425.555	1.095.489	851.715	2.520.621
03039100	Livers, roes and milt, frozen	121.491	416.885	853.604	4.656.532
03039200	Shark fins, frozen	720	57.350	50.876	551.597
03039900	Heads, tails, maws and other edible fish offal other than shark fins, livers, roes and milt, frozen	25.029	259.742	48.983	336.518
03044500	Fresh or chilled fillets of swordfish (xiphias gladius)	3.085	19.111	40.853	213.751
03044900	Fresh or chilled fillets of other fish, other than in subheading 030431 to 030448	70.286	330.216	854.907	3.637.589
03045100	Fresh or chilled other fish meat (whether or not minced) of tilapias, catfish, carp, eels (anguilla spp), nile perch (lates niloticus) and snakeheads (channa spp)	1.463	6.540	1.872	8.240
03045400	Fresh or chilled other fish meat (whether or not minced) of swordfish (xiphias gladius)	30	2.610	362	24.516
03045900	Fresh or chilled other fish meat (whether or not minced) of other fish, other than in subheading 030451 to 030457	23.418	59.489	78.319	199.291
03046100	Frozen fillets of tilapias (oreochromis spp)	799.779	3.967.858	5.914.668	29.445.056
03046900	Frozen fillets of carp (cyprinus, carassius, ctenoph. idellus, hypophthalmichthys, cirrhinus, myloph. piceus, catla catla, labeo, oste. hasselti, lepto. hoeveni, megalobrama spp), eels, channa spp	9.252	16.682	20.383	42.371
03047100	Frozen fillets of cod (gadus morhua, gadus ogac, gadus macrocephalus)	422.338	2.871.658	2.866.296	22.180.141
03047200	Frozen fillets of haddock (melanogrammus aeglefinus)	-	232.565	-	1.736.660
03047500	Frozen fillets of alaska pollock (theragra chalcogramma)	171.262	540.168	593.117	1.875.450
03047900	Frozen fillets of fish of the families bregmacerotidae, euclichthyidae, gadidae, macrouridae, melanonidae, merlucciidae, moridae and muraenolepididae other than hs 030471-030475	-	1.650	-	11.682
03048100	Frozen fillets of pacific salmon(oncorhynchus nerka, oncor. gorboscha, oncor. keta, oncor. tschawytscha, oncor. kisutch, oncor. masou, oncor. rhodurus), atlantic salmon (salmo salar) and danube salmon	48.586	496.601	745.601	4.098.643
03048300	Frozen fillets of flat fish (pleuronectidae, bothidae, cynoglossidae, soleidae, scophthalmidae and citharidae)	1.365	12.090	3.609	52.413
03048400	Frozen fillets of swordfish (xiphias gladius)	33.995	220.448	348.129	2.212.927
03048600	Frozen fillets of herrings (clupea harengus, clupea pallasii)	20.944	20.944	45.156	45.156
03048700	Frozen fillets of tunas (of the genus thunnus), skipjack tuna (stripe-bellied bonito) (katsuwonus pelamis)	4.621.449	20.453.093	33.686.019	145.058.326
03048800	Frozen fillets of dogfish, other sharks, rays and skates (rajidae)	19.556	36.084	126.919	230.052
03048910	Frozen fillets of mahi-mahi (coryphaena hippurus)	169.826	447.073	1.401.530	3.567.587
03048990	Frozen fillets of other fish, other than HS code 03048100 to 03048910	1.818.676	8.097.193	13.074.088	59.217.623
03049100	Frozen other fish meat (whether or not minced) of swordfish (xiphias gladius)	-	12.922	-	54.205
03049300	Frozen other fish meat (whether or not minced) of tilapias (oreochromis spp), catfish (pangasius spp, silurus spp, clarias spp, ictalurus spp), carp, eels (anguilla spp), nile perch (lates niloticus) and snakeheads (channa spp)	77.250	383.412	137.989	610.767
03049600	Frozen other fish meat (whether or not minced) of dogfish and other sharks	111.085	218.698	111.085	216.698
03049910	Frozen of surimi (minced fish meat)	1.055.520	5.039.531	2.892.390	13.792.880
03049990	Frozen other fish meat (whether or not minced) of other fish, other than HS code 03049100 to 03049910	191.644	1.000.512	1.080.804	5.900.555
03052090	Livers, roes and milt of fish, smoked, dried, salted or in brine, other than freshwater fish, dried, salted or in brine	24.140	1.374.442	535.040	7.924.172

Tabel 3 : Ekspor Indonesia menurut Komoditi (Kode HS 8 digit)

Mei 2023

Kode H S	Uraian golongan barang	Berat bersih (Kg)		Nilai F.O.B. (U S \$)	
		Bulan ini	Kumulatif	Bulan ini	Kumulatif
		(1)	(2)	(3)	(4)
03053991	Fish fillets of other freshwater fish, dried, salted or in brine, but not smoked, not elsewhere classified in heading 0305	-	106	-	530
03053992	Fish fillets of marine fish, dried, salted or in brine, but not smoked, not elsewhere classified in heading 0305	53.229	274.895	259.301	1.316.192
03053999	Fish fillets of fish other than freshwater and marine fish n.e.c in heading 0305, dried, salted or in brine, but not smoked	33.800	56.100	154.048	195.704
03054910	Smoked fish, including fillets, other than edible fish offal of skipjack tuna (stripe-bellied bonito) (katsuwonus pelamis)	146.211	846.508	1.210.645	6.615.560
03054990	Smoked fish, including fillets, other than edible fish offal, not elsewhere classified in heading 0305	32.482	135.803	246.639	970.134
03055400	Dried fish, w.o.n salted but not smoked of herrings, anchovies, sardines, sardinella, brisling or sprats, scomber scombrus, indian mackerels, seerfishes, jack&horse mackerel, jacks, caranx, cobia, silver pomfrets, pacific saury, scads, capelin, swordfish, kawakawa, bonitos, marlins, sailfishes, spearfish	869	63.347	2.478	168.276
03055921	Dried fish, other than edible fish offal, whether or not salted but not smoked of anchovies (stolephorus spp, coilia spp, setipinna spp, lycotrissa spp, thryssa spp and encrasicholina spp)	65.557	241.918	233.888	988.739
03055929	Dried fish, other than edible fish offal, whether or not salted but not smoked of marine fish other than anchovies (stolephorus, coilia, setipinna, lycotrissa, thryssa and encrasicholina spp)	20.995	189.081	65.320	511.198
03055990	Dried fish, other than edible fish offal, whether or not salted but not smoked of other fish other than marine fish	192.335	681.896	362.778	1.527.629
03056300	Salted but not dried or smoked and fish in brine, other than edible fish offal of anchovies (engraulis spp)	18.270	64.722	212.363	734.730
03056910	Salted but not dried or smoked and fish in brine, other than edible fish offal of marine fish, not elsewhere classified in heading 0305	-	27.392	-	133.153
03056990	Salted but not dried or smoked and fish in brine, other than edible fish offal of other than marine fish, not elsewhere classified in heading 0305	-	4.420	-	18.472
03057110	Shark fins, dried or smoked	27.953	121.056	877.108	3.488.869
03057211	Dried, salted or in brine, smoked of fish maws of cod	-	9.750	-	63.325
03057219	Dried, salted or in brine, smoked of fish maws of other than cod	38.109	160.169	459.426	1.958.659
03057299	Dried, salted or in brine, smoked of fish head and tail of other than cod	6.875	16.475	19.938	47.778
03057990	Dried, salted or in brine, smoked of fish fin and other edible offal other than fish head, tail, and maws of other than cod	28.692	59.446	167.970	1.441.869
03061110	Rock lobster and other sea crawfish (palinurus spp, panulirus spp, jасus spp), frozen, smoked	10.921	30.487	128.091	352.551
03061190	Rock lobster and other sea crawfish (palinurus spp, panulirus spp, jасus spp), frozen, other than smoked	8.126	75.849	132.097	912.511
03061411	Soft shell crabs, frozen, smoked	63.876	289.458	611.847	2.111.056
03061491	Swimming crabs (crabs of the family portunidae), frozen, other than smoked	-	59.368	-	400.851
03061492	King crabs (crabs of the family lithodidae), frozen, other than smoked	-	27.734	-	1.112.753
03061499	Crab other than swimming crabs, king crabs, and snow crabs, frozen, other than smoked	192.025	463.128	4.192.897	9.821.143
03061600	Cold-water shrimps and prawns (pandalus spp, crangon crangon), frozen	52.391	205.030	589.109	2.144.197
03061711	Giant tiger prawns (penaeus monodon), frozen, headless	661.214	3.413.045	8.338.995	42.181.430
03061719	Giant tiger prawns (penaeus monodon), frozen, other than	214.611	998.235	2.666.697	12.647.664
03061721	Whiteleg shrimps (litopenaeus vannamei), frozen, headless, with	2.235.656	12.080.563	17.465.863	91.993.686

Tabel 3 : Ekspor Indonesia menurut Komoditi (Kode HS 8 digit)

Mei 2023

Kode H S	Uraian golongan barang	Berat bersih (Kg)		Nilai F.O.B. (U S \$)	
		Bulan ini	Kumulatif	Bulan ini	Kumulatif
(1)	(2)	(3)	(4)	(5)	(6)
03061722	Whiteleg shrimps (<i>litopenaeus vannamei</i>), frozen, headless, without tail	1.543.024	6.133.384	11.761.571	45.514.004
03061729	Whiteleg shrimps (<i>litopenaeus vannamei</i>), frozen, other than headless, with or without tail	6.213.771	25.615.046	52.092.304	212.323.631
03061790	Shrimps and prawns other than giant tiger prawns, whiteleg shrimps, and giant river prawns, frozen	3.301.311	12.238.495	21.918.064	82.407.740
03061900	Crustaceans not elsewhere classified in subheading 030611 to 030617, whether in shell or not , frozen	1.000	43.796	7.176	327.419
03063120	Rock lobster and other sea crawfish (<i>palinurus</i> spp, <i>panulirus</i> spp, <i>jasus</i> spp), live , other than breeding	61.723	305.738	1.368.785	6.485.118
03063130	Rock lobster and other sea crawfish (<i>palinurus</i> spp, <i>panulirus</i> spp, <i>jasus</i> spp), fresh or chilled	33	284	237	1.542
03063220	Lobsters (<i>homarus</i> spp), live, other than breeding	1.069	4.419	10.319	82.060
03063311	Blue crabs (<i>callinectes</i> spp) and snow crabs (crabs of the family <i>oregoniidae</i>), live	2.701	34.135	3.761	36.208
03063391	Crab other than blue crabs (<i>callinectes</i> spp) and snow crabs (crabs of the family <i>oregoniidae</i>), live	858.169	5.662.825	5.879.581	33.899.947
03063392	Crab other than blue crabs (<i>callinectes</i> spp) and snow crabs (crabs of the family <i>oregoniidae</i>), fresh or chilled	41.510	188.292	99.158	389.487
03063520	Cold-water shrimps and prawns (<i>pandalus</i> spp, <i>crangon</i> <i>crangon</i>), live, other than breeding	10	7.054	924	528.646
03063530	Cold-water shrimps and prawns (<i>pandalus</i> spp, <i>crangon</i> <i>crangon</i>), fresh or chilled	61.094	280.729	183.767	730.098
03063612	Whiteleg shrimps (<i>litopenaeus vannamei</i>), live, breeding	40	244	3.333	31.759
03063619	Other shrimps and prawns other than giant tiger prawns, whiteleg shrimps, and giant river prawns, live, breeding	14	933	192	9.756
03063629	Shrimps and prawns other than giant tiger prawns, whiteleg shrimps, and giant river prawns, live, other than breeding	144.504	667.797	2.708.997	12.978.655
03063631	Giant tiger prawns (<i>penaeus monodon</i>), fresh or chilled	15.626	65.567	42.084	206.799
03063632	Whiteleg shrimps (<i>litopenaeus vannamei</i>), fresh or chilled	453.238	3.042.591	1.345.341	8.603.041
03063633	Giant river prawns (<i>macrobrachium rosenbergii</i>), fresh or chilled	-	102	-	307
03063639	Other shrimps and prawns other than giant tiger prawns, whiteleg shrimps, and giant river prawns, fresh or chilled	192.445	1.279.396	391.392	2.301.266
03063910	Live crustaceans, not elsewhere classified in subheading 030631 to 030636, whether in shell or not	2.450	22.346	28.738	317.076
03063920	Fresh or chilled crustaceans, not elsewhere classified in subheading 030631 to 030636, whether in shell or not,	231	292	1.323	4.739
03069529	Shrimps and prawns, in airtight containers for retail sale, other than in shell, cooked by steaming or boiling in water	-	17.500	-	10.670
03069530	Shrimps and prawns, other than in airtight containers for retail sale	75.035	145.245	82.257	119.736
03069929	Crustaceans not elsewhere classified in subheading 030691 to 030695, whether in shell or not, in airtight containers for retail sale, dried, salted or in brine	-	2	-	13
03071120	Oysters, fresh or chilled	-	2.000	-	919
03072110	Scallops and other molluscs of the family <i>pectinidae</i> , live	5	109	6	191
03072120	Scallops and other molluscs of the family <i>pectinidae</i> , fresh or chilled	7.271	35.797	6.002	29.671
03072200	Scallops and other molluscs of the family <i>pectinidae</i> , frozen	9.416	158.303	13.182	396.814
03072930	Scallops and other molluscs of the family <i>pectinidae</i> , dried, salted or in brine	-	621	-	11.178
03073200	Mussels (<i>mytilus</i> spp, <i>perna</i> spp), frozen	-	2.500	-	3.000
03074221	Cuttle fish (<i>sepia officinalis</i> , <i>rossia macrosoma</i> , <i>sepiola</i> spp) and squid (<i>ommastrephes</i> spp, <i>loligo</i> spp, <i>nototodarus</i> spp, <i>sepioteuthis</i> spp), fresh or chilled	86.055	358.511	373.712	1.595.491
03074229	Cuttle fish and squid other than <i>sepia officinalis</i> , <i>rossia macrosoma</i> , <i>sepiola</i> spp, <i>ommastrephes</i> spp, <i>loligo</i> spp, <i>nototodarus</i> spp, <i>sepioteuthis</i> spp, fresh or chilled	15.400	105.400	18.201	130.434

Tabel 3 : Ekspor Indonesia menurut Komoditi (Kode HS 8 digit)

Mei 2023

Kode H S	Uraian golongan barang	Berat bersih (Kg)		Nilai F.O.B. (U S \$)	
		Bulan ini	Kumulatif	Bulan ini	Kumulatif
(1)	(2)	(3)	(4)	(5)	(6)
03074310	Cuttle fish (sepia officinalis, rossia macrosoma, sepiola spp) and	7.293.172	36.255.534	33.266.395	166.687.286
03074390	Cuttle fish and squid other than sepia officinalis, rossia macrosoma, sepiola spp, ommastrephes spp, loligo spp, nototodarus spp, sepioteuthis spp, frozen	676.713	4.422.331	3.511.533	20.770.910
03074921	Cuttle fish (sepia officinalis, rossia macrosoma, sepiola spp) and squid (omastrephes spp, loligo spp, nototodarus spp, sepioteuthis spp), dried, salted or in brine	14.561	22.362	133.056	183.690
03074929	Cuttle fish and squid other than sepia officinalis, rossia macrosoma, sepiola spp, ommastrephes spp, loligo spp, nototodarus spp, sepioteuthis spp, dried, salted or in brine	45	744	809	12.796
03075110	Octopus (octopus spp), live	157	4.734	31	19.499
03075200	Octopus (octopus spp), frozen	2.034.528	8.847.906	10.710.040	48.015.045
03075920	Octopus (octopus spp), dried, salted or in brine	-	20.522	-	53.371
03075930	Octopus (octopus spp), smoked	-	63.960	-	802.596
03076010	Snails, other than sea snails, live	8.029	30.710	110.031	492.270
03076020	Snails, other than sea snails, fresh, chilled or frozen	156.326	387.789	377.873	897.571
03077110	Clams, cockles and ark shells (families arcidae, arctidae, cardiidae, donacidae, hiatellidae, mactridae, mesodesmatidae, myidae, semelidae, solecurtidae, solenidae, tridacnidae and veneridae), live	81.147	590.680	132.163	1.235.777
03077120	Clams, cockles and ark shells (families arcidae, arctidae, cardiidae, donacidae, hiatellidae, mactridae, mesodesmatidae, myidae, semelidae, solecurtidae, solenidae, tridacnidae and veneridae), fresh/chilled	67.301	448.144	43.779	298.391
03077200	Clams, cockles and ark shells (families arcidae, arctidae, cardiidae, donacidae, hiatellidae, mactridae, mesodesmatidae, myidae, semelidae, solecurtidae, solenidae, tridacnidae & veneridae), frozen	121.004	696.418	131.954	802.663
03077930	Clams, cockle, arkshells (arcidae, arctidae, cardiidae, donacidae, hiatellidae, mactridae, mesodesmatidae, myidae, semelidae, solecurtidae, solenidae, tridacnidae and veneridae), dried, salted or in brine	-	380	-	2.087
03078110	Abalone (haliotis spp), live	9	99	85	1.022
03078300	Abalone (haliotis spp), frozen	1.280	3.470	24.722	64.929
03078400	Stromboid conchs (strombus spp), frozen	112.108	141.180	177.584	245.330
03079110	Molluscs, whether in shell or not, not elsewhere classified in subheadings 030711 to 030788, live	72.026	383.290	166.855	923.300
03079200	Molluscs, whether in shell or not, not elsewhere classified in subheadings 030711 to 030788, frozen	32.833	277.626	88.548	737.568
03081110	Sea cucumbers (stichopus japonicus, holothuroidea), live	40	40	150	150
03081200	Sea cucumbers (stichopus japonicus, holothuroidea), frozen	45.745	45.745	208.595	208.595
03081920	Sea cucumbers (stichopus japonicus, holothuroidea), dried, salted or in brine	67.893	231.346	799.335	2.997.165
03082110	Sea urchins (strongylocentrotus spp, paracentrotus lividus, loxechinus albus, echinus esculentus), live	864	3.302	15.527	45.743
03083010	Jellyfish (rhopilema spp), live	-	4	-	2.738
03083040	Jellyfish (rhopilema spp), dried, salted or in brine	528.205	1.514.726	867.460	2.495.711
03089010	Aquatic invertebrates other than crustaceans and molluscs, not elsewhere classified in subheadings 030811 to 030830, live	15.834	59.682	140.520	472.496
03089030	Aquatic invertebrates other than crustaceans and molluscs, not elsewhere classified in subheadings 030811 to 030830, frozen	3	249	4	1.037
03089040	Aquatic invertebrates other than crustaceans and molluscs, not elsewhere classified in subheadings 030811 to 030830, dried, salted or in brine	264	15.349	3.696	142.175
03091000	Flours, meals and pellets of fish, fit for human consumption	-	100	-	1.000

Tabel 3 : Ekspor Indonesia menurut Komoditi (Kode HS 8 digit)

Mei 2023

Kode H S	Uraian golongan barang	Berat bersih (Kg)		Nilai F.O.B. (U S \$)	
		Bulan ini	Kumulatif	Bulan ini	Kumulatif
(1)	(2)	(3)	(4)	(5)	(6)
03099019	Flours, meals and pellets of crustaceans, fit for human consumption, other than fresh, chilled or frozen	2.000	2.000	13.000	13.000
03099090	Flours, meals and pellets of other aquatic invertebrates, fit for human consumption	-	114	-	10.098
04011010	Milk and cream, not concentrated nor containing added sugar or other sweetening matter, of a fat content, by weight, not exceeding 1 %, in liquid form	45.618	190.465	31.264	129.693
04011090	Milk and cream, not concentrated nor containing added sugar or other sweetening matter, of a fat content, by weight, not exceeding 1 %, other than in liquid form	5.628	9.907	30.294	69.561
04012010	Milk and cream, not concentrated nor containing added sugar or other sweetening matter, of a fat content, by weight, exceeding 1 % but not exceeding 6%, in liquid form	523.084	2.309.999	438.993	1.947.376
04014010	Milk in liquid form, not concentrated nor containing added sugar or other sweetening matter, of a fat content, by weight, exceeding 6 % but not exceeding 10%	20.417	163.482	37.341	245.679
04014020	Milk in frozen form, not concentrated nor containing added sugar or other sweetening matter, of a fat content, by weight, exceeding 6 % but not exceeding 10%	42.038	147.431	51.855	184.483
04014090	Milk, not concentrated nor containing added sugar or other sweetening matter, of a fat content, by weight, exceeding 6 % but not exceeding 10%, other than in liquid form and in frozen form	46.098	191.311	382.295	1.342.731
04015010	Milk and cream, not concentrated nor containing added sugar or other sweetening matter, of a fat content, by weight, exceeding 10 %, in liquid form	7.271	37.320	16.838	88.130
04015090	Milk and cream, not concentrated nor containing added sugar or other sweetening matter, of a fat content, by weight, exceeding 10 %, other than in liquid form	-	354	-	474
04021041	Milk & cream, in powder, granules/other solid forms, of a fat content, by weight, not exceeding 15 %, not containing added sugar/other sweetening matter, in containers of a net weight of 20 kg or more	-	2.202	-	8.451
04021042	Milk & cream, in powder, granules/other solid forms, of a fat content, by weight, not exceeding 15 %, not containing added sugar/other sweetening matter, in containers of a net weight of 2 kg or less	2.603	56.213	4.929	114.874
04021049	Milk & cream, in powder, granules/other solid forms, of a fat content, by weight, not exceeding 15 %, not containing added sugar/other sweetening matter, in containers of a 2 kg < net weight < 20 kg	70.349	239.510	451.999	1.446.309
04021092	Milk & cream, in powder, granules/other solid forms, of a fat content, by weight, not exceeding 15 %, containing added sugar or other sweetening matter, in containers of a net weight of 2 kg or less	5.753	17.823	13.729	40.557
04021099	Milk & cream, in powder, granules/other solid forms, of a fat content, by weight, not exceeding 15 %, containing added sugar or other sweetening matter, in containers of a 2 kg < net weight < 20 kg	970	5.272	5.227	20.089
04022190	Milk & cream, in powder, granules/other solid forms, of a fat content, by weight, exceeding 15 %, not containing added sugar or other sweetening matter, in containers of a 2 kg < net weight < 20 kg	21.329	113.177	148.549	835.651
04022920	Milk and cream, in powder, granules or other solid forms, of a fat content, by weight, exceeding 15 %, containing added sugar or other sweetening matter, in containers of a net weight of 20 kg or more	35	35	39	39
04022930	Milk and cream, in powder, granules or other solid forms, of a fat content, by weight, exceeding 15 %, containing added sugar or other sweetening matter, in containers of a net weight of 2 kg or less	832	832	637	637

Tabel 3 : Ekspor Indonesia menurut Komoditi (Kode HS 8 digit)

Mei 2023

Kode H S	Uraian golongan barang	Berat bersih (Kg)		Nilai F.O.B. (U S \$)	
		Bulan ini	Kumulatif	Bulan ini	Kumulatif
(1)	(2)	(3)	(4)	(5)	(6)
04022990	Milk and cream, in powder, granules or other solid forms, of a fat content, by weight, exceeding 15 %, containing added sugar or other sweetening matter, in containers of a 2 kg < net weight < 20 kg	869	1.975	7.165	16.275
04029100	Milk and cream, concentrated or containing added sugar or other sweetening matter, other than in subheading 040210 to 040221 , not containing added sugar or other sweetening matter	1.276	2.651	3.794	4.794
04029900	Milk and cream, concentrated or containing added sugar or other	294.659	1.486.408	444.673	2.168.086
04032011	Yogurt, in liquid form, whether or not condensed, flavoured or containing added fruits (including pulp and jams), nuts or cocoa	207.328	857.577	306.728	1.296.816
04032019	Yogurt, in liquid form, whether or not condensed, not flavoured or containing added fruits (including pulp and jams), nuts or cocoa	4.964	89.903	8.021	56.795
04032091	Yogurt, not in liquid form, whether or not condensed, flavoured or containing added fruits (including pulp and jams), nuts or cocoa	-	401	-	2.607
04032099	Yogurt, not in liquid form, whether or not condensed, not flavoured or containing added fruits (including pulp and jams), nuts or cocoa	195.899	907.893	211.738	1.065.067
04039090	Curdled milk and cream, kephir and other fermented or acidified milk and cream, whether or not concentrated/containing added sugar/oth sweetening matter/flavoured/containing added fruit, nuts or cocoa	1.491.242	5.866.863	1.787.702	7.070.040
04041011	Whey, fit for human consumption, whether or not concentrated or containing added sugar or other sweetening matter, in powder form	375	375	930	930
04041019	Modified whey, whether or not concentrated or containing added sugar or other sweetening matter, in powder form	392	50.538	295	13.775
04041099	Modified whey, whether or not concentrated or containing added sugar or other sweetening matter, not in powder form	-	2.102	-	14.601
04049000	Products consisting of natural milk constituents, whether or not containing added sugar or other sweetening matter, not elsewhere specified or included	225	1.451	215	1.474
04051000	Butter	2.364	7.707	10.258	20.574
04059090	Fats and oils derived from milk, other than anhydrous butterfat, butteroil, dan ghee	40	1.500	1.301	2.401
04061010	Fresh (unripened or uncured) cheese, including whey cheese	1.087	5.759	4.828	26.228
04061020	Curd	34	34	233	233
04062010	Grated or powdered cheese, of all kinds, in packages of a gross weight exceeding 20 kg	1.041	4.569	3.233	15.008
04062090	Grated or powdered cheese, of all kinds, other than in packages of a gross weight exceeding 20 kg	98	423	121	1.140
04063000	Processed cheese, not grated or powdered	227.167	915.737	893.976	3.603.487
04069000	Other cheese, not elsewhere classified in subheadings 040610 to 040640	69.234	174.682	241.558	662.155
04071110	Fertilised eggs for incubation of fowls of the species gallus domesticus, for breeding	8.096	20.942	133.729	345.580
04071190	Fertilised eggs for incubation of fowls of the species gallus domesticus, not for breeding	81.060	513.246	71.370	432.963
04072100	Fresh eggs of fowls of the species gallus domesticus	31.585	38.585	70.724	91.284
04079010	Eggs of fowls of the species gallus domesticus, in shell, fresh, preserved or cooked	-	1	-	13
04081900	Egg yolks, fresh, cooked by steaming or by boiling in water, moulded, frozen or otherwise preserved, whether or not containing added sugar or other sweetening matter	-	2	-	6
04090000	Natural honey	28.038	149.685	161.394	416.159
04101000	Insects, edible	5	5	10	10
04109010	Birds' nests	98.282	609.276	44.628.950	261.831.784

Tabel 3 : Ekspor Indonesia menurut Komoditi (Kode HS 8 digit)

Mei 2023

Kode H S	Uraian golongan barang	Berat bersih (Kg)		Nilai F.O.B. (U S \$)	
		Bulan ini	Kumulatif	Bulan ini	Kumulatif
		(1)	(2)	(3)	(4)
04109090	Edible products of animal origin, not elsewhere specified or included, other than birds' nests and turtles' eggs	-	1.000	-	7.000
05010000	Human hair, unworked, whether or not washed or scoured, waste of human hair	3.909	11.424	62.228	366.840
05051010	Duck feathers of a kind used for stuffing, down	194.640	965.195	551.875	2.232.232
05051090	Feathers of a kind used for stuffing, down, other than duck feathers	14.049	57.913	58.276	280.685
05059090	Skins and other parts of birds, powder and waste feathers and parts of feathers or parts of feathers, feathers and parts of feathers not elsewhere classified in 0505 skins&other parts of birds, with their feathers and parts of feathers (w.o.n with trimmed edges), powder and waste of feathers/parts of feathers, other than of a kind used for stuffing, down, other than duck feathers	18	185	104	3.177
05061000	Ossein and bones treated with acid	205	644	8.913	29.511
05069000	Bones and horn-cores, unworked, defatted, simply prepared (but not cut to shape), treated with acid or degelatinised, powder and waste of these products, other than ossein and bones treated with acid	126.673	380.376	84.146	272.470
05080020	Shells of molluscs, crustaceans or echinoderms	1.088.308	4.269.353	572.854	2.611.145
05080090	Coral and similar materials, unworked or simply prepared but not otherwise worked	110.442	395.362	1.286.050	6.443.177
05100000	Ambergris,castoreum,civet & musk, cantharides, bile, w.o.n dried, glands & oth animal products used in the preparation of pharmaceutical products,fresh,chilled,frozen/otherwise provisionally preserved	20	110	1.000	5.500
05119110	Roes and milt of fish or crustaceans, molluscs or other aquatic invertebrates	500.000	1.900.000	569.500	1.961.750
05119130	Fish skin	148.844	803.192	303.955	1.390.701
05119190	Products of fish or crustaceans, molluscs or other aquatic invertebrates, dead animals of chapter 3, other than roes and milt, artemia egg, fish skin	84.760	337.979	330.175	1.384.979
05119990	Animal products not elsewhere specified or included, dead animals of chapter 1 or 3, unfit for human consumption, other than hs code 05111000 to 05119930	-	2.450	-	168.990
06021090	Unrooted cuttings and slips of other live plants (including their roots), other than orchids and rubber trees	6	542	430	2.811
06022000	Trees, shrubs and bushes, grafted or not, of kinds which bear edible fruit or nuts	455	46.649	455	164.518
06029010	Rooted orchid cuttings and slips	-	1.152	-	12.955
06029040	Budded stumps of the genus hevea	500	1.266	84.903	191.679
06029050	Seedlings of the genus hevea	26	204	641	34.769
06029090	Other live plants (including their roots), root cuttings and slips, mushroom spawn	259.073	1.152.536	938.804	5.528.500
06031100	Cut flowers and flower buds of a kind suitable for bouquets or for ornamental purposes of roses, fresh	2.802	2.802	15.306	15.306
06031200	Cut flowers and flower buds of a kind suitable for bouquets or for ornamental purposes of carnations, fresh	-	200	-	908
06031400	Cut flowers and flower buds of a kind suitable for bouquets or for ornamental purposes of chrysanthemums, fresh	33.190	148.631	158.304	765.366
06031900	Cut flowers and flower buds of a kind suitable for bouquets or for ornamental purposes, other than roses, carnations, orchids, chrysanthemums, lilies (lilium spp), fresh	33.561	306.944	102.919	628.142
06042010	Mosses and lichens, fresh	7.424	45.617	48.746	301.538
06042090	Foliage, branches and other parts of plants, without flowers or flower buds, and grasses, being goods of a kind suitable for bouquets or for ornamental purposes, fresh	155.513	1.015.265	203.853	713.167

Tabel 3 : Ekspor Indonesia menurut Komoditi (Kode HS 8 digit)

Mei 2023

Kode H S	Uraian golongan barang	Berat bersih (Kg)		Nilai F.O.B. (U S \$)	
		Bulan ini	Kumulatif	Bulan ini	Kumulatif
(1)	(2)	(3)	(4)	(5)	(6)
06049010	Mosses and lichens, dried, dyed, bleached, impregnated or otherwise prepared	13.160	68.832	73.988	455.295
06049090	Foliage, branches & oth parts of plants,without flowers/flower buds,and grasses,being goods of a kind suitable for bouquets/for ornamental purposes,dried, dyed,bleached,impregnated/otherwise prepared	-	12.055	-	9.394
07019090	Potatoes, other than seed and chipping potatoes, fresh or chilled	93.235	469.267	44.938	350.947
07020000	Tomatoes, fresh or chilled	76.342	220.244	37.447	158.458
07031019	Onions, other than bulbs for propagation, fresh or chilled	1.574	1.729	602	1.979
07031021	Shallots, bulbs for propagation, fresh or chilled	-	158	-	383
07031029	Shallots, other than bulbs for propagation, fresh or chilled	-	7.073	-	7.484
07032090	Garlic, other than bulbs for propagation, fresh or chilled	-	2	-	5
07039090	Leeks and other alliaceous vegetables, other than bulbs for propagation, fresh or chilled	190	1.460	64	503
07041010	Cauliflowers, fresh or chilled	5.000	38.520	554	4.376
07042000	Brussels sprouts, fresh or chilled	1.280	4.340	1.564	5.687
07049010	Round (drumhead) cabbages, fresh or chilled	1.507.000	2.492.525	370.178	636.898
07049020	Chinese mustard, fresh or chilled	135.000	135.000	26.253	26.253
07049090	Kohlrabi, kale and similar edible brassicas, fresh or chilled	1.449.741	3.400.139	338.990	910.835
07051100	Cabbage lettuce (head lettuce), fresh or chilled	23.650	96.495	26.045	136.877
07051900	Lettuce (lactuca sativa), other than cabbage lettuce, fresh or chilled	79.803	364.265	122.691	509.930
07061010	Carrots, fresh or chilled	4.823	17.141	2.903	10.288
07061020	Turnips, fresh or chilled	8.992	35.067	5.292	19.704
07069000	Salad beetroot, salsify, celeriac, radishes and similar edible roots, fresh or chilled	10.601	23.517	13.509	30.135
07070000	Cucumbers and gherkins, fresh or chilled	120	63.087	211	16.586
07082010	French beans, shelled or unshelled, fresh or chilled	106.322	498.459	187.213	838.121
07082020	Long beans, shelled or unshelled, fresh or chilled	493	15.496	154	5.162
07082090	Beans (vigna spp, phaseolus spp) other than french beans and long beans, shelled or unshelled, fresh or chilled	7.518	67.790	19.795	142.800
07089000	Leguminous vegetables other than peas and beans, shelled or unshelled, fresh or chilled	82.881	429.220	140.667	578.049
07092000	Asparagus, fresh or chilled	27	39	80	318
07093000	Aubergines (egg-plants), fresh or chilled	108.707	295.719	195.536	511.854
07094000	Celery other than celeriac, fresh or chilled	-	1.397	-	4.064
07095100	Mushrooms of the genus agaricus, fresh or chilled	3.819	15.927	30.019	102.471
07095990	Mushrooms and truffles, other than HS code 07095100 to 07095920, fresh or chilled	1.670	27.467	373	26.664
07096010	Chillies (fruits of genus capsicum), fresh or chilled	48.088	167.018	67.079	221.265
07096090	Fruits of the genus capsicum or of the genus pimenta, fresh or chilled, other than chillies (fruits of genus capsicum)	88	119	113	194
07097000	Spinach, new zealand spinach and orache spinach (garden spinach), fresh or chilled	50	1.091	164	1.606
07099200	Olives, fresh or chilled	-	320	-	208
07099300	Pumpkins, squash and gourds (cucurbita spp), fresh or chilled	72.759	317.686	42.054	141.868
07099910	Sweet corn, fresh or chilled	6.586	20.320	2.929	12.868
07099920	Lady's finger (okra), fresh or chilled	1.849	70.111	200	4.027
07099990	Vegetables, other than HS code 07092000 to 07099920, fresh or chilled	176.198	865.796	181.570	1.018.541
07101000	Potatoes, uncooked or cooked by steaming or boiling in water, frozen	-	54.482	-	42.658
07102100	Peas (pisum sativum), shelled or unshelled, uncooked or cooked by steaming or boiling in water, frozen	-	3.750	-	4.054
07102200	Beans (vigna spp, phaseolus spp), shelled or unshelled, uncooked or cooked by steaming or boiling in water, frozen	6.580	28.345	12.403	53.738

Tabel 3 : Ekspor Indonesia menurut Komoditi (Kode HS 8 digit)

Mei 2023

Kode H S	Uraian golongan barang	Berat bersih (Kg)		Nilai F.O.B. (U S \$)	
		Bulan ini	Kumulatif	Bulan ini	Kumulatif
(1)	(2)	(3)	(4)	(5)	(6)
07102900	Leguminous vegetables other than peas and bean, shelled or unshelled, uncooked or cooked by steaming or boiling in water, frozen	363.230	1.591.416	768.128	3.380.717
07104000	Sweet corn, uncooked or cooked by steaming or boiling in water, frozen	247.750	870.515	302.819	1.022.794
07108000	Vegetables, other than in subheading 071021 to 071040, uncooked or cooked by steaming or boiling in water, frozen	915.268	3.334.753	1.664.162	6.117.096
07109000	Mixtures of vegetables, uncooked or cooked by steaming or boiling in water, frozen	18.175	120.315	29.239	217.172
07114090	Cucumbers and gherkins, provisionally preserved other than by sulphur dioxide gas, but unsuitable in that state for immediate consumption	10	7.461	10	2.403
07115190	Mushrooms of the genus agaricus, provisionally preserved, but unsuitable in that state for immediate consumption, preserved other than by sulphur dioxide gas	5	663	2	2.025
07119010	Sweet corn, provisionally preserved, but unsuitable in that state for immediate consumption	40	1.640	14	908
07119020	Chillies (fruits of genus capsicum), provisionally preserved, but unsuitable in that state for immediate consumption	1.285	6.095	7.923	36.646
07119050	Onions, preserved other than by sulphur dioxide gas	3.233	14.856	9.638	49.032
07119090	Vegetables, other than HS code 07112011 to 07119050, mixtures of vegetables, preserved other than by sulphur dioxide gas	-	597.069	-	140.087
07122000	Onions, dried , whole, cut, sliced, broken or in powder, but not further prepared	100	310	305	918
07123100	Mushrooms of the genus agaricus, dried , whole, cut, sliced, broken or in powder, but not further prepared	10.754	30.275	100.503	166.901
07123200	Wood ears (auricularia spp), dried , whole, cut, sliced, broken or in powder, but not further prepared	100	120	1.077	1.335
07123300	Jelly fungi (tremella spp), dried , whole, cut, sliced, broken or in powder, but not further prepared	6	6	6	6
07123990	Mushrooms other than of the genus agaricus, dried , whole, cut, sliced, broken or in powder, but not further prepared	2.639	29.800	29.326	122.420
07129010	Garlic, dried , whole, cut, sliced, broken or in powder, but not further prepared	299	662	2.092	2.849
07129090	Vegetables, other than HS code 07122000 to 07129020, mixtures of vegetables, dried , whole, cut, sliced, broken or in powder, but not further prepared	133.110	624.017	236.658	2.713.648
07132090	Chickpeas (garbanzos), dried, shelled, whether or not skinned or split, not suitable for sowing	2.650	24.151	795	7.623
07133190	Beans of the species vigna mungo (l) hepper or vigna radiata (l) wilczek, dried, shelled, whether or not skinned or split, not suitable for sowing	226.900	611.195	254.378	728.332
07133290	Small red (adzuki) beans (phaseolus or vigna angularis), dried, shelled, whether or not skinned or split, not suitable for sowing	7	15.907	10	5.660
07133390	Kidney beans, including white pea beans (phaseolus vulgaris), dried, shelled, whether or not skinned or split, not suitable for sowing	3.113	36.410	5.642	39.880
07133990	Beans (vigna spp, phaseolus spp), other than HS code 07133110 to 07133590, shelled, whether or not skinned or split, not suitable for sowing	-	121	-	135
07139010	Dried leguminous vegetables other than in subheading 071310 to 071360, shelled, whether or not skinned or split, suitable for sowing	-	15	-	4
07139090	Dried leguminous vegetables other than in subheading 071310 to 071360, shelled, whether or not skinned or split, not suitable for sowing	-	1.195	-	254
07141011	Dried chips of manioc (cassava)	115.358	582.586	326.073	1.192.595

Tabel 3 : Ekspor Indonesia menurut Komoditi (Kode HS 8 digit)

Mei 2023

Kode H S	Uraian golongan barang	Berat bersih (Kg)		Nilai F.O.B. (U S \$)	
		Bulan ini	Kumulatif	Bulan ini	Kumulatif
(1)	(2)	(3)	(4)	(5)	(6)
07141019	Manioc (cassava), sliced or in the form of pellets, other than dried chips	14.414	91.645	26.877	216.403
07141091	Manioc (cassava), other than sliced or in the form of pellets, frozen	74.982	141.466	53.021	102.571
07141099	Manioc (cassava), other than sliced or in the form of pellets, fresh, chilled, or dried	15.843	115.219	10.256	87.565
07142010	Sweet potatoes, whether or not sliced or in the form of pellets, frozen	492.438	501.488	690.918	702.749
07142090	Sweet potatoes, whether or not sliced or in the form of pellets, fresh, chilled, or dried	1.046.916	5.832.261	706.052	4.747.256
07143010	Yams (dioscorea spp), whether or not sliced or in the form of pellets, frozen	-	22.000	-	44.440
07144010	Taro (colocasia spp), whether or not sliced or in the form of pellets, frozen	845	26.985	230	59.028
07144090	Taro (colocasia spp), whether or not sliced or in the form of pellets, fresh, chilled, or dried	172.129	888.504	55.494	308.275
07149019	Sago pith, fresh, chilled, or dried	-	81.000	-	226.800
07149099	Arrowroot, salep, jerusalem artichokes, and similar roots and tubers with high starch or inulin content, whether or not sliced or in the form of pellets, fresh, chilled, or dried	74.709	74.709	75.155	75.155
08011100	Coconuts, desiccated, fresh or dried, whether or not shelled or	8.441.237	42.334.116	9.117.458	45.943.735
08011200	Coconuts, in the inner shell (endocarp), fresh or dried, whether or not peeled	33.534.757	120.069.408	6.808.824	23.562.728
08011910	Young coconut, fresh or dried, whether or not peeled	1.802	219.632	3.309	46.036
08011990	Coconuts, other than desiccated, in the inner shell (endocarp), and young coconut, fresh or dried, whether or not shelled or peeled	32.802.308	159.476.845	6.740.760	31.764.330
08012100	Brazil nuts, in shell, fresh or dried, whether or not peeled	136.000	683.128	29.904	132.254
08013100	Cashew nuts, in shell, fresh or dried, whether or not peeled	27.251	2.184.584	4.432	2.257.409
08013200	Cashew nuts, shelled, fresh or dried, whether or not peeled	154.618	1.210.527	1.060.748	8.339.053
08021100	Almonds, in shell, fresh or dried, whether or not peeled	650	3.282	212	1.041
08021210	Almonds, shelled, blanched, fresh or dried, whether or not peeled	20.775	247.123	112.380	1.320.572
08021290	Almonds, shelled, unblanched, fresh or dried, whether or not peeled	23.670	26.721	44.361	77.565
08022100	Hazelnuts or filberts (corylus spp), in shell, fresh or dried, whether or not peeled	600	1.200	1.390	2.789
08022200	Hazelnuts or filberts (corylus spp), shelled, fresh or dried, whether or not peeled	2.010	10.710	7.638	38.088
08023200	Walnuts, shelled, fresh or dried, whether or not peeled	630	2.279	216	5.947
08026200	Macadamia nuts, shelled, fresh or dried, whether or not peeled	-	109	-	3.052
08027000	Kola nuts (cola spp), fresh or dried, whether or not shelled or peeled	600	787	2.880	3.222
08028000	Areca nuts, fresh or dried, whether or not shelled or peeled	13.137.196	72.671.566	11.262.863	61.620.930
08029100	Pine nuts, in shell, fresh or dried, whether or not peeled	54.000	54.000	54.000	54.000
08029200	Pine nuts, shelled, fresh or dried, whether or not peeled	16.330	46.350	29.572	57.550
08029900	Nuts, not elsewhere classified in heading 0801 and 0802, fresh or dried, whether or not shelled or peeled	212.609	1.021.781	303.900	1.374.460
08031010	Plantains, fresh	1.393.580	5.619.350	419.374	1.709.006
08031020	Plantains, dried	5.284	14.280	7.732	30.718
08039010	Lady's finger banana, fresh or dried	24.207	35.175	23.854	47.754
08039020	Cavendish banana (musa acuminata), fresh or dried	650.022	3.453.143	400.476	2.124.892
08039090	Bananas, not elsewhere classified in subheading 0803, fresh or dried,	80.031	428.751	9.540	42.743
08041000	Dates, fresh or dried	23.406	131.518	28.988	287.877
08043000	Pineapples, fresh or dried	628.310	3.067.963	397.535	1.983.271
08044000	Avocados, fresh or dried	34.355	179.089	13.462	76.076
08045010	Guavas, fresh or dried	560	2.945	1.174	6.193

Tabel 3 : Ekspor Indonesia menurut Komoditi (Kode HS 8 digit)

Mei 2023

Kode H S	Uraian golongan barang	Berat bersih (Kg)		Nilai F.O.B. (U S \$)	
		Bulan ini	Kumulatif	Bulan ini	Kumulatif
(1)	(2)	(3)	(4)	(5)	(6)
08045021	Mangoe, fresh	9.717	38.448	14.998	41.061
08045022	Mangoes, dried	135	607	3.528	31.418
08045030	Mangosteens, fresh or dried	91.960	14.406.887	454.483	42.272.082
08051010	Oranges, fresh	20.784	103.158	8.911	45.214
08052100	Mandarins (including tangerines and satsumas), fresh or dried	500	74.730	558	56.043
08052900	Citrus fruit, wilkings and similar citrus hybrids, fresh or dried	500	11.421	68	4.118
08055010	Lemons (citrus limon, citrus limonum, fresh or dried	3.339	5.080	3.584	9.556
08055020	Limes (citrus aurantifolia, citrus latifolia), fresh or dried	2.507	102.797	23.096	154.805
08059000	Citrus fruit, fresh or dried, , not elsewhere classified in heading 0805	5.968	23.378	29.990	87.726
08061000	Grapes, fresh	-	60	-	227
08062000	Grapes, dried	250	375	213	378
08071100	Watermelons, fresh	40.632	822.573	17.855	317.233
08071900	Melons, other than watermelon, fresh	5.773	51.417	7.410	32.086
08072000	Papaws (papayas), fresh	495	1.813	633	1.111
08081000	Apples, fresh	-	187	-	955
08092900	Cherries other than sour cherries (prunus cerasus), fresh	60	100	97	162
08094010	Plums, fresh	20	40	47	108
08101000	Strawberries, fresh	-	3.201	-	1.077
08102000	Raspberries, blackberries, mulberries and loganberries, fresh	1.402	8.745	25.689	157.391
08106000	Durians, fresh	28.047	130.219	76.054	366.098
08107000	Persimmons, fresh	220	220	75	75
08109010	Longans, mata kucing, fresh	13	43	4	36
08109020	Lychees, fresh	2.445	2.460	4.884	4.968
08109030	Rambutan, fresh	4.797	201.861	15.130	394.680
08109040	Langsat (lanzones), fresh	105	11.794	42	5.187
08109050	Jackfruit (including cempedak and nangka), fresh	11.331	53.748	8.895	31.623
08109060	Tamarinds, fresh	1.080	3.875	1.545	7.408
08109070	Starfruit, fresh	327	867	1.109	2.964
08109091	Salacca (snake fruit), fresh	274.306	1.964.917	207.626	1.991.971
08109092	Dragon fruit, fresh	20.952	148.713	28.190	191.681
08109093	Sapodilla (ciku fruit), fresh	56	1.410	190	3.328
08109094	Pomegranate (punica spp), annona spp, syzygium spp, eugenia spp, marian plum(bouea spp), passiflora spp, cottonfruit (sandoricum spp), jujube (ziziphus spp) and tampoi or rambai (baccaurea spp), fresh	2.506	22.402	2.295	51.916
08109099	Other fruit, fresh, not elsewhere classified in heading 0803-0810	6.194	12.561	2.690	7.928
08111000	Strawberries, uncooked or cooked by steaming or boiling in water, frozen, whether or not containing added sugar or other sweetening matter	-	103.850	-	150.753
08119000	Fruit and nuts, uncooked or cooked by steaming or boiling in water, frozen, whether or not containing added sugar or other sweetening matter, n.ec. in heading 0811	1.068.925	3.518.611	3.626.127	8.358.889
08133000	Apples, dried	-	250	-	98
08134010	Longans, dried	200	200	558	558
08134020	Tamarinds, dried	165.523	324.845	222.311	369.055
08134090	Fruit dried, other than that of headings 0801 to 0806, other than apricots, prunes, apples, longans, tamarinds	205.032	788.385	150.425	584.211
08135030	Mixtures of which dates predominate by weight	18	9.654	156	23.268
08135090	Mixtures of nuts or dried fruits of this chapter, n.e.c in subheading 081350 predominate by weight	-	16.901	-	33.801
09011120	Arabica, not roasted, not decaffeinated	6.725.718	21.697.310	49.117.885	148.488.084
09011130	Robusta, not roasted, not decaffeinated	20.307.869	82.362.420	46.658.999	174.169.624
09011190	Coffee other than arabica and robusta, not roasted, not decaffeinated	574.155	2.631.202	1.386.167	6.313.969
09011220	Arabica or robusta, not roasted, decaffeinated	7.545	25.775	65.811	220.511
09011290	Coffee other than arabica or robusta, not roasted, decaffeinated	20	68	1.136	1.559

Tabel 3 : Ekspor Indonesia menurut Komoditi (Kode HS 8 digit)

Mei 2023

Kode H S	Uraian golongan barang	Berat bersih (Kg)		Nilai F.O.B. (U S \$)	
		Bulan ini	Kumulatif	Bulan ini	Kumulatif
(1)	(2)	(3)	(4)	(5)	(6)
09012111	Arabica, roasted, unground, not decaffeinated	2.663	53.103	14.997	178.858
09012112	Robusta, roasted, unground, not decaffeinated	22.806	76.761	69.966	227.736
09012119	Coffee other than arabica and robusta , roasted, unground, not decaffeinated	265	735	3.037	21.016
09012120	Coffee, roasted, not decaffeinated, ground	244.329	1.233.280	812.135	4.087.498
09012210	Coffee, roasted, decaffeinated, unground	5	1.280	154	7.632
09012220	Coffee, roasted, decaffeinated, ground	1.112	17.808	7.370	68.894
09019010	Coffee husks and skins	1.460	1.620	6.783	7.790
09019020	Coffee substitutes containing coffee	382	153.913	717	438.291
09021010	Leaves Green tea (not fermented) in immediate packings of a content not exceeding 3 kg, whether or not flavoured	680	3.419	15.120	35.860
09021090	Green tea (not fermented), other than leaves in immediate packings of a content not exceeding 3 kg, whether or not flavoured	39.610	145.920	206.993	623.162
09022010	Leaves green tea (not fermented), other than in immediate packings of a content not exceeding 3 kg, whether or not flavoured	64.432	634.206	101.748	1.182.260
09022090	Green tea (not fermented), other than leaves in immediate packings of a content not exceeding 3 kg, whether or not flavoured	106.946	405.882	175.395	680.656
09023010	Leaves black tea (fermented) and partly fermented tea, in immediate packings of a content not exceeding 3 kg, whether or not flavoured	79	3.640	1.672	24.324
09023090	Black tea (fermented) and partly fermented tea, other than leaves, in immediate packings of a content not exceeding 3 kg, whether or not flavoured	404.681	1.454.456	2.525.551	8.664.141
09024010	Leaves black tea (fermented) and partly fermented tea, other than in immediate packings of a content not exceeding 3 kg, whether or not flavoured	140.526	575.107	376.156	1.383.530
09024090	Black tea (fermented) and partly fermented tea, other than leaves, other than in immediate packings of a content not exceeding 3 kg, whether or not flavoured	2.937.070	11.966.516	4.287.306	17.523.999
09030000	Maté	-	5.473	-	62.040
09041110	White pepper, neither crushed nor ground	1.340.376	5.484.306	6.739.002	29.245.930
09041120	Black pepper, neither crushed nor ground	1.135.443	3.587.713	4.044.780	13.769.216
09041190	Pepper, other than white pepper and black pepper, neither crushed nor ground	228.297	1.049.217	880.532	4.495.171
09041210	White pepper, crushed or ground	23.399	92.285	154.975	620.911
09041220	Black pepper, crushed or ground	102.758	305.574	452.991	1.379.195
09041290	Pepper, other than white pepper and black pepper, crushed or ground	1.884	25.764	27.852	88.572
09042110	Chillies (fruits of the genus capsicum), dried, neither crushed nor ground	55	35.959	294	232.113
09042190	Fruits of the genus capsicum or of the genus pimenta, other than chillies, dried, neither crushed nor ground	7.700	51.631	3.850	583.928
09042210	Chillies (fruits of the genus capsicum), crushed or ground	11.077	71.722	35.569	231.347
09042290	Fruits of the genus capsicum or of the genus pimenta, other than chillies, crushed or ground	10.720	77.292	18.107	147.669
09051000	Vanilla, neither crushed nor ground	14.184	56.184	1.336.391	5.604.345
09052000	Vanilla, crushed or ground	1.753	3.888	146.291	370.786
09061100	Cinnamon (cinnamomum zeylanicum blume), neither crushed nor ground	366.795	1.555.306	1.953.683	7.718.111
09061900	Cinnamon-tree flowers, neither crushed nor ground	614.618	3.012.610	2.675.250	14.329.229
09062000	Cinnamon and cinnamon-tree flowers, crushed or ground	1.046.728	4.808.719	4.218.907	20.011.454
09071000	Cloves (whole fruit, cloves and stems), neither crushed nor ground	1.206.464	6.240.299	6.388.838	38.034.816
09072000	Cloves (whole fruit, cloves and stems), crushed or ground	36.463	148.856	509.384	1.714.116
09081100	Nutmeg, neither crushed nor ground	1.776.370	7.184.198	8.816.278	37.205.509
09081200	Nutmeg, crushed or ground	240.039	1.284.002	1.908.880	10.307.428
09082100	Mace, neither crushed nor ground	327.304	1.596.252	4.687.934	23.964.214
09082200	Mace, crushed or ground	49.450	239.984	923.857	4.096.747
09083100	Cardamoms, neither crushed nor ground	1.900.554	9.874.145	6.127.771	29.617.663

Tabel 3 : Ekspor Indonesia menurut Komoditi (Kode HS 8 digit)

Mei 2023

Kode H S	Uraian golongan barang	Berat bersih (Kg)		Nilai F.O.B. (U S \$)	
		Bulan ini	Kumulatif	Bulan ini	Kumulatif
		(1)	(2)	(3)	(4)
09083200	Cardamoms, crushed or ground	83	236	2.358	2.663
09092100	Seeds of coriander, neither crushed nor ground	15.950	22.888	36.218	44.077
09092200	Seeds of coriander, crushed or ground	1.484	9.206	6.426	28.334
09093200	Seeds of cumin, crushed or ground	151	573	831	3.446
09096110	Seeds of anise, neither crushed nor ground	-	4.202	-	43.131
09096130	Seeds of caraway, neither crushed nor ground	100	100	451	451
09096190	Juniper berries, neither crushed nor ground	47	1.107	710	851
09096210	Seeds of anise, crushed or ground	300	401	3.300	5.502
09096230	Seeds of caraway, crushed or ground	20	40	20	41
09096290	Juniper berries, crushed or ground	-	1	-	1
09101100	Ginger, neither crushed nor ground	8.348.254	13.651.226	6.038.745	9.203.443
09101200	Ginger, crushed or ground	3.727	24.495	28.212	160.741
09102000	Saffron	130	438	39	125
09103000	Turmeric (curcuma)	254.815	1.534.013	246.924	1.478.182
09109110	Curry, mixtures referred to in note 1(b) to this chapter	1.830	6.520	5.740	22.964
09109190	Spices other than curry, mixtures referred to in note 1(b) to this chapter	41.946	181.527	54.374	298.289
09109910	Thyme, bay leaves	1.525	6.320	2.461	19.881
09109990	Spices, not elsewhere classified in heading 0910, mixtures referred to in note 1(b) to this chapter	415.359	1.653.161	500.928	1.944.441
10039000	Barley, other than seed	480	4.960	163	1.645
10051000	Maize (corn), seed	16.200	114.823	17.274	165.450
10059010	Popcorn	3.776	14.863	8.560	29.317
10059091	Maize (corn), other than seed, fit for human consumption	59.000	196.000	40.632	124.711
10059099	Maize (corn), other than seed, not for human consumption	250	91.203.833	25	28.416.396
10061010	Rice in the husk (paddy or rough), suitable for sowing	16.000	28.000	180.000	315.000
10061090	Rice in the husk (paddy or rough), not suitable for sowing	-	6	-	12
10062090	Husked (brown) rice, other than hom mali rice	1	22.118	1	22.067
10063030	Glutinous rice, semi-milled or wholly milled rice, whether or not polished or glazed	11.000	11.000	21.700	21.700
10063050	Basmati rice, semi-milled or wholly milled rice, whether or not polished or glazed	-	1	-	1
10063070	Other fragrant rice, semi-milled or wholly milled rice, whether or not polished or glazed	-	9.585	-	15.196
10063099	Semi-milled or wholly milled rice, whether or not polished or glazed, other than hs code 10063030 to 10063091	-	49.451	-	47.346
10064010	Broken rice, of a kind used for animal feed	-	2.062	-	4.502
10064090	Broken rice, other than of a kind used for animal feed	-	9	-	12
10079000	Grain sorghum, other than seed	-	3	-	1
10082900	Millet, other than seed	5.050	14.725	3.424	9.845
11010011	Wheat flour, fortified	3.301.002	19.936.237	1.890.432	11.675.180
11010019	Wheat flour, other than fortified	706.192	2.170.499	432.526	1.365.384
11010020	Meslin flour	6.740	20.425	5.082	16.076
11022000	Maize (corn) flour	97.483	356.945	92.206	254.601
11029010	Rice flour	47.219	169.090	41.862	179.366
11029020	Rye flour	612	4.230	514	5.181
11029090	Cereal flours, other than of wheat or meslin, other than rice flour or rye flour	48.842	167.178	36.000	110.243
11031100	Groats and meal of wheat	185	2.898	1.640	5.301
11031300	Groats and meal of maize (corn)	-	2.250	-	308
11031920	Groats and meal of rice	2.520	3.520	3.108	4.156
11031990	Groats and meal of other cereal other than meslin or rice	-	229	-	608
11032000	Cereal pellets	-	58	-	48
11041200	Rolled or flaked grains of oats	23	24	110	111
11041910	Rolled or flaked grains of maize (corn)	8.025	384.388	7.600	181.184
11042200	Other worked grains (for example, hulled, pearled, sliced or kibbled) of oats	1	1	1	1
11042300	Other worked grains (for example, hulled, pearled, sliced or kibbled) of maize (corn)	6.510	69.812	6.510	34.823
11043000	Germ of cereals, whole, rolled, flaked or ground	315.000	2.057.400	146.839	999.777
11051000	Flour, meal and powder of potatoes	50.223	255.703	65.548	198.748
11052000	Flakes, granules and pellets of potatoes	-	31.418	-	38.489
11062010	Flour, meal and powder of manioc (cassava)	520	128.768	2.647	116.438

Tabel 3 : Ekspor Indonesia menurut Komoditi (Kode HS 8 digit)

Mei 2023

Kode H S	Uraian golongan barang	Berat bersih (Kg)		Nilai F.O.B. (U S \$)	
		Bulan ini	Kumulatif	Bulan ini	Kumulatif
(1)	(2)	(3)	(4)	(5)	(6)
11062020	Flour, meal and powder of sago	791.301	4.718.288	153.800	1.042.940
11062090	Flour, meal and powder of roots or tubers of heading 0714, other than manioc (cassava)	76.600	441.085	26.600	322.406
11063000	Flour, meal and powder of the products of chapter 8	272.625	1.963.625	1.130.838	8.039.825
11081100	Wheat starch	-	1.050	-	1.103
11081200	Maize (corn) starch	3.604.457	30.760.829	1.925.522	16.706.331
11081300	Potato starch	-	4	-	2
11081400	Manioc (cassava) starch	19.742.890	33.983.723	9.566.186	16.772.057
11081910	Sago starches	24.164	845.637	16.431	662.154
11081990	Starches, other than wheat, maize, potato, manioc, and sago	110.508	424.277	61.551	301.400
11090000	Wheat gluten, whether or not dried	-	1	-	1
12019000	Soya beans, whether or not broken, other than seed	287.551	1.112.896	108.924	463.173
12024100	Ground-nuts, not roasted or otherwise cooked, whether or not shelled or broken, other than seed, in shell	188.893	465.404	403.972	955.324
12024200	Ground-nuts, not roasted or otherwise cooked, whether or not shelled or broken, other than seed, shelled, whether or not broken	9.630	85.944	12.631	85.943
12030000	Copra	3.423.669	15.892.213	2.458.746	11.548.915
12071010	Palm nuts suitable for sowing/planting	1.170	5.480	190.503	872.416
12071030	Kernels	27	313.553	11	125.421
12072100	Cotton seeds, seed	48.000	144.000	25.680	77.760
12072900	Cotton seeds, other than seed	66.000	1.540.732	3.237	397.639
12074010	Sesamum seeds, edible	25	75	54	114
12074090	Sesamum seeds, not edible	1.500	38.491	5.436	138.103
12076000	Safflower (carthamus tinctorius) seeds	5.090	5.527	16.052	17.359
12077000	Melon seeds	10	10	4.350	4.350
12079950	Fresh fruit bunch of oil palm	-	1.300.000	-	94.159
12079990	Other oil seeds and oleaginous fruits, other than HS code 12071010 to 12079950, whether or not broken	-	200	-	64
12081000	Flours and meals of soya beans	-	9	-	17
12089000	Flours and meals of oil seeds or oleaginous fruits, other than those of mustard, other than of soya beans	-	48	-	47
12092990	Seeds of forage plants, of a kind used for sowing, other than HS code 12092100 to 12092990	42.000	321.015	73.770	613.915
12093000	Seeds of herbaceous plants cultivated principally for their flowers, of a kind used for sowing	139	631	516.461	1.370.698
12099190	Vegetable seeds, other than onion seeds, of a kind used for sowing	97.781	924.206	258.622	1.752.562
12099930	Kenaf seeds, of a kind used for sowing	-	8	-	165
12099990	Seeds, fruit and spores, other than HS code 12099110 to 12099930, of a kind used for sowing	37.680	261.315	138.375	479.965
12102000	Hop cones, ground, powdered or in the form of pellets, lupulin	6	6	18	18
12112090	Ginseng roots, chilled, frozen	16.239	48.630	12.437	30.917
12119013	Rauwolfia serpentina roots, of a kind used primarily in pharmacy, fresh, chilled, frozen or dried	1	3.733	1	9.340
12119017	Plants and parts of plants (incl seeds and fruits), of a kind used primarily in pharmacy, oth than cannabis, rauwolfia serpentina roots, and liquorice roots, fresh/dried, in cut, crushed/powdered form	-	4	-	212
12119019	Plants and parts of plants (including seeds and fruits), of a kind used primarily in pharmacy, other than HS code 12119011 to 12119018	28.081	152.112	20.053	225.365
12119091	Pyrethrum, in cut, crushed or powdered form, fresh, chilled, frozen or dried	85.000	280.065	170.642	577.655
12119092	Pyrethrum, in other forms, fresh, chilled, frozen or dried	925	11.455	12.950	42.814
12119094	Sandalwood chips, fresh, chilled, frozen or dried	27.897	84.792	84.203	217.535
12119095	Agarwood (gaharu) chips, fresh, chilled, frozen or dried	62.262	633.081	1.080.962	7.042.148
12119097	Bark of persea (persea kurzii kosterm), fresh, chilled, frozen or dried	7.000	14.125	17.089	35.422

Tabel 3 : Ekspor Indonesia menurut Komoditi (Kode HS 8 digit)

Mei 2023

Kode H S	Uraian golongan barang	Berat bersih (Kg)		Nilai F.O.B. (U S \$)	
		Bulan ini	Kumulatif	Bulan ini	Kumulatif
(1)	(2)	(3)	(4)	(5)	(6)
12119098	Plants & parts of plants,of a kind used primarily in perfumery/for insecticidal,fungicidal/similar purposes,fresh,chilled,frozen/dried, in cut,crushed/powdered form, oth than HS code 12119091-12119097	365.229	1.899.307	924.084	4.547.074
12119099	Plants & parts of plants,of a kind used primarily in perfumery/for insecticidal,fungicidal/similar purposes,fresh,chilled,frozen/dried, in cut,crushed/powdered form, oth than HS code 12119091-12119098	627.394	3.405.827	1.535.478	7.329.201
12122111	Eucheuma spinosum, dried but not ground	1.597.769	7.992.363	939.676	5.559.949
12122112	Eucheuma cottonii, dried but not ground	10.923.075	48.645.575	21.508.911	111.080.758
12122113	Gracilaria spp, dried but not ground	4.908.562	19.394.006	3.799.946	15.822.994
12122119	Seaweeds and other algae other than eucheuma spinosum, cottonii, and gracilaria spp, fit for human consumption, dried but not ground	971.371	3.629.343	2.093.667	7.270.421
12122190	Seaweeds and other algae other than eucheuma spinosum, cottonii, and gracilaria spp, fit for human consumption, fresh, chilled, frozen	489.852	4.360.211	289.970	3.414.395
12122911	Seaweeds and other algae, fresh, chilled or dried, of a kind used in pharmacy, not fit for human consumption	3	24.003	1	332.401
12122919	Seaweeds and other algae, fresh, chilled or dried, of a kind used in dyeing, tanning, perfumery, or for insecticidal, fungicidal or similar purposes, not fit for human consumption	1.054.026	6.574.333	314.695	1.718.343
12122920	Seaweeds and other algae, fresh, chilled or dried, not of a kind not used in dyeing, tanning, perfumery, pharmacy, or for insecticidal, fungicidal or similar purposes, not fit for human consumption	199.252	1.552.491	94.332	937.265
12129100	Sugar beet, fresh, chilled, frozen or dried, whether or not ground	-	9.440	-	8.496
12129200	Locust beans (carob), fresh, chilled, frozen or dried, whether or not ground	350	2.175	823	5.122
12129390	Sugar cane, fresh, chilled, frozen or dried, whether or not ground, not suitable for planting	58.520	58.564	6.485	6.497
12129910	Stones and kernels of apricot, peach (including nectarine) or plum, of a kind used primarily for human consumption, not elsewhere specified or included	900	4.691	5.255	13.985
12129990	Fruit stones and kernels other than apricot, peach (including nectarine) or plum, of a kind used primarily for human consumption, not elsewhere specified or included	3.843.817	7.580.029	9.280.744	18.738.223
12130000	Cereal straw and husks, unprepared, whether or not chopped, ground, pressed or in the form of pellets	34.303	34.303	29.195	29.195
12149000	Swedes, mangolds, fodder roots, hay, lucerne (alfalfa), clover, sainfoin, forage kale, lupines, vetches and similar forage products, whether or not in the form of pellets	9.650	70.297	3.860	29.480
13012000	Gum arabic	50	510	145	1.356
13019040	Lac	108.000	432.678	332.542	2.089.891
13019090	Natural gums, resins, gum-resins and oleoresins, other than gum arabic and cannabis resins	3.737.296	17.483.395	4.404.360	20.411.983
13021200	Vegetable saps and extracts of liquorice	75	75	984	985
13021300	Vegetable saps and extracts of hops	-	80	-	1.239
13021940	Vegetable saps and extracts of pyrethrum or of the roots of plants containing rotenone	170	16.391	5.588	45.876
13021950	Japan (or chinese) lacquer (natural lacquer)	8	28.087	278	5.961
13021990	Vegetable saps and extracts, other than HS codes 13021110 to 13021950	229.940	708.349	79.901	442.212
13022000	Pectic substances, pectinates and pectates	76.482	178.426	107.156	340.161
13023100	Agar-agar	106.170	428.609	1.397.143	6.398.931
13023200	Mucilages and thickeners, whether or not modified, derived from locust beans, locust bean seeds or guar seeds	-	1.000	-	1.490
13023911	Carrageenan, powder, semi-refined	989.475	4.550.989	12.882.185	55.328.458

Tabel 3 : Ekspor Indonesia menurut Komoditi (Kode HS 8 digit)

Mei 2023

Kode H S	Uraian golongan barang	Berat bersih (Kg)		Nilai F.O.B. (U S \$)	
		Bulan ini	Kumulatif	Bulan ini	Kumulatif
(1)	(2)	(3)	(4)	(5)	(6)
13023912	Carrageenan, powder, refined	23.244	149.391	545.207	3.816.879
13023913	Carrageenan, alkali treated carrageenan chips (atcc)	66.000	365.401	768.373	4.211.718
13023919	Carrageenan, other than powder and alkali treated carrageenan chips (atcc)	501	12.782	4.349	169.206
13023990	Mucilages and thickeners, whether or not modified, derived from vegetable products, other than HS code 13023100 to 13023919	7.314	484.993	112.210	6.516.731
14011000	Bamboos, a kind used primarily for plaiting	198.249	893.243	164.221	690.481
14019000	Vegetable materials of a kind used primarily for plaiting (for example, reeds, rushes, osier, raffia, cleaned, bleached or dyed cereal straw, and lime bark), other than bamboos and rattans	23.934	214.842	91.322	212.240
14042000	Cotton linters	100	221	560	979
14049020	Vegetable products not elsewhere specified or included, of a kind used primarily in tanning or dyeing	235.566	940.921	179.645	553.673
14049030	Kapok	777.884	3.695.458	792.708	3.174.560
14049091	Palm kernel shells	390.164.965	2.056.838.948	46.972.950	236.465.593
14049092	Empty fruit bunch of oil palm	-	2	-	2
14049099	Vegetable products not elsewhere specified or included, other than HS code 14042000 to 14049092	1.684.164	7.056.480	620.326	3.466.092
15019000	Poultry fat, other than that of heading 0209 or 1503	8.301	26.277	36.976	117.938
15030090	Lard oil, oleo-oil and tallow oil, not emulsified or mixed or otherwise prepared	-	23	-	437
15042090	Fats and oils and their fractions of fish, other than liver oils, other than solid fractions	99.909	560.510	253.873	1.394.842
15043000	Fats and oils and their fractions of marine mammals	-	2	-	2
15050010	Lanolin	-	115	-	2.372
15050090	Wool grease and fatty substances derived therefrom excluding lanolin	-	210	-	91
15071000	Crude oil, Soya-bean oil and its fractions, whether or not refined, but not chemically modified, whether or not degummed	-	11	-	10
15079010	Fractions of unrefined soya-bean oil	10	19	10	20
15079020	Refined, bleached and deodorised (rbd) soya-bean oil	-	28	-	30
15079090	Soya-bean oil and its fractions, other than HS code 15071000 to 15079020, whether or not refined, but not chemically modified	3	40	5	422
15081000	Crude oil of ground-nut oil and its fractions, whether or not refined, but not chemically modified	-	9	-	6
15089000	Ground-nut oil and its fractions, other than crude oil , whether or not refined, but not chemically modified	-	2	-	7
15092010	Extra virgin olive oil, in packings of a net weight not exceeding 30 kg	-	164	-	2.034
15092090	Extra virgin olive oil, in packings of a net weight more than 30 kg	-	6	-	59
15093000	Virgin olive oil	48	51	440	449
15099019	Olive oil and its fractions, fractions of unrefined oil, in packings of a net weight more than 30 kg	-	60	-	288
15099099	Olive oil and its fractions, fractions of refined oil, in packings of a net weight more than 30 kg	72	602	517	2.221
15109010	Crude oil, other than crude olive pomace oil, obtained solely from olives, whether or not refined, but not chemically modified, including blends of these oils or fractions with oils or fractions of heading 1509	-	684	-	1.296
15111000	Crude palm oil	138.068.206	745.125.606	126.388.833	687.065.027
15119020	Refined palm oil	389.875.144	2.216.750.460	358.623.566	2.065.839.604
15119031	Solid fractions of palm oil, refined oil, but not chemically modified, with iodine value 30 or more, but less than 40	124.904.619	829.098.508	108.406.374	736.588.595
15119032	Solid fractions of palm oil, refined oil, but not chemically modified, with iodine value exceeding 40	9.951.589	71.864.916	9.102.771	65.853.804
15119036	Liquid fractions of palm oil, refined oil, but not chemically modified, in packing of a net weight not exceeding 25 kg	153.463.172	673.292.107	164.429.106	727.135.515

Tabel 3 : Ekspor Indonesia menurut Komoditi (Kode HS 8 digit)

Mei 2023

Kode H S	Uraian golongan barang	Berat bersih (Kg)		Nilai F.O.B. (U S \$)	
		Bulan ini	Kumulatif	Bulan ini	Kumulatif
(1)	(2)	(3)	(4)	(5)	(6)
15119037	Liquid fractions of palm oil, refined oil, but not chemically modified, with iodine value 55 or more, but less than 60	758.864.534	4.485.682.328	698.307.427	4.083.639.353
15119039	Liquid fractions of palm oil, refined oil, but not chemically modified, other than hs code 15119036 to 15111037	22.645.681	95.930.534	22.633.335	97.032.875
15119042	Fractions of unrefined palm oil, but not chemically modified, with packing of a net weight not exceeding 25 kg	-	0	-	3
15119049	Fractions of unrefined palm oil, other than solid fractions, but not chemically modified, with packing of a net weight more than 25 kg	-	7.999.672	-	7.119.708
15121910	Fractions of unrefined sunflower-seed oil or safflower oil	-	10	-	65
15121920	Refined sunflower-seed or safflower oil and fractions thereof	-	1	-	1
15121990	Sunflower-seed or safflower oil and fractions thereof, other than HS code 15121100 to 15121920	1.330	2.428	7.629	11.516
15122990	Cotton-seed oil and fractions thereof, whether or not refined, but not chemically modified, other than HS code 15122100 to 15122910	-	1	-	2
15131110	Virgin coconut oil	1.742.372	6.662.231	1.821.734	6.737.021
15131190	Crude coconut (copra) oil and its fractions, other than virgin coconut oil, whether or not refined, but not chemically modified	25.403.546	157.625.412	24.250.117	148.767.858
15131910	Fractions of unrefined coconut oil	406.872	1.413.672	514.042	1.760.905
15131990	Coconut (copra) and fractions thereof, other than crude oil and fractions of unrefined oil, whether or not refined, but not chemically modified	29.586.090	157.876.613	31.886.496	170.303.748
15132110	Crude palm kernel oil	3	18.613.727	1	18.627.600
15132190	Crude babassu oil	21	74	10	66
15132991	Solid fractions of refined palm kernel oil	15.355.723	64.834.406	19.243.460	90.609.328
15132994	Palm kernel olein, refined, bleached and deodorised (rbd)	9.466.891	74.200.756	8.273.944	67.034.613
15132995	Palm kernel oil, refined, bleached and deodorised (rbd)	42.558.412	319.210.750	43.658.291	310.337.261
15151900	Linseed oil and its fractions, other than crude oil	-	48	-	251
15152999	Maize (corn) oil, fractions of refined oil, other than solid fractions	-	800	-	5.848
15153090	Castor oil, other than crude oil	0	0	0	0
15155090	Sesame oil and its fractions, other than crude oil and unrefined oil	-	962	-	9.906
15159019	Illipe nut oil, other than crude oil and unrefined oil	-	500	-	7.100
15159021	Tung oil, crude oil	-	3.800	-	27.550
15159091	Other fixed vegetable oils, but not chemically modified, other than HS code 15151100 to 15159039, crude oil	-	15.200	-	21.660
15159099	Other fixed vegetable oils, but not chemically modified, other than HS code 15151100 to 15159039, other than crude oil and unrefined oil	233.034	929.075	3.641.057	15.802.139
15161020	Animal fats and oils and their fractions, not further prepared, re-esterified	-	3	-	89
15161090	Animal fats and oils and their fractions, not further prepared, not re-esterified	1	1	1	1
15162014	Vegetable fats and oils and their fractions of coconuts, re-esterified	265.435	2.401.002	645.754	4.847.230
15162019	Vegetable fats and oils and their fractions other than hs code 15162011 to 15162018, re-esterified	730.257	2.673.401	747.755	2.885.638
15162021	Vegetable fats and oils and their fractions of the fruit of the oil palm, crude, re-esterified	-	50	-	244
15162022	Vegetable fats and oils and their fractions of the fruit of the oil palm, other than crude, re-esterified	5.909.804	30.468.063	4.340.537	23.114.705
15162023	Vegetable fats and oils and their fractions of palm kernels, crude, re-esterified	2.359.389	7.218.263	5.373.979	27.983.830
15162024	Vegetable fats and oils and their fractions of palm kernels, refined, bleached and deodorised (RBD), re-esterified	106.400	505.000	261.328	1.969.491
15162026	Vegetable fats and oils and their fractions of palm kernel olein, refined, bleached and deodorised (RBD), re-esterified	278.703	1.592.705	568.031	2.533.650

Tabel 3 : Ekspor Indonesia menurut Komoditi (Kode HS 8 digit)

Mei 2023

Kode H S	Uraian golongan barang	Berat bersih (Kg)		Nilai F.O.B. (U S \$)	
		Bulan ini	Kumulatif	Bulan ini	Kumulatif
(1)	(2)	(3)	(4)	(5)	(6)
15162031	Vegetable fats and oils and their fractions of ground-nuts, of coconuts, of soya beans, hydrogenated, in flakes	72.450	179.300	109.743	257.224
15162032	Vegetable fats and oils and their fractions of linseed, hydrogenated, in flakes	-	410.000	-	378.306
15162034	Vegetable fats and oils and their fractions of fruit of the oil palm, hydrogenated, in flakes	33.667.202	140.072.389	30.402.448	129.643.011
15162035	Vegetable fats and oils and their fractions of palm kernels, hydrogenated, in flakes	2.039.400	7.682.355	2.164.031	8.095.032
15162039	Vegetable fats and oils and their fractions other than HS code 15162031 to 15162035, hydrogenated, in flakes	-	23	-	259
15162041	Vegetable fats and oils and their fractions of castor seeds (opal wax), hydrogenated, in other forms	-	40	-	411
15162042	Vegetable fats and oils and their fractions of coconuts, hydrogenated, in other forms	1.004.080	3.027.094	1.323.217	4.260.624
15162044	Vegetable fats and oils and their fractions of linseed, hydrogenated, in other forms	-	760	-	1.566
15162046	Vegetable fats and oils and their fractions of fruit of the oil palm, hydrogenated, in other forms	22.795.575	111.570.151	21.000.711	103.127.590
15162047	Vegetable fats and oils and their fractions of palm kernels, hydrogenated, in other forms	13.224.661	81.113.214	16.046.162	103.367.698
15162049	Vegetable fats and oils and their fractions other than HS code 15162041-15162048, hydrogenated, in other forms	480.000	2.710.955	499.680	2.728.172
15162054	Vegetable fats and oils and their fractions, of ground-nuts of oil palm or coconuts, inter-esterified	301.400	35.360.715	345.189	32.748.640
15162059	Vegetable fats and oils and their fractions other than HS code 15162051 to 15162054, inter-esterified	667.600	3.168.540	672.472	3.264.567
15162062	Vegetable fats and oils and their fractions, elaidinised, palm stearin with an iodine value not exceeding 48, refined, bleached and deodorised (RBD)	6	226.829	26	287.372
15162091	Vegetable fats and oils and their fractions, elaidinised, palm stearin with an iodine value exceeding 48	503.604	2.235.609	539.072	2.374.696
15162094	Vegetable fats and oils and their fractions of soya beans, elaidinised	7	469	20	1.028
15162096	Vegetable fats and oils and their fractions, refined, bleached and deodorised (rbd) palm kernel stearin, elaidinised	1.285.924	3.039.225	1.880.230	4.936.754
15162098	Vegetable fats and oils and their fractions of ground-nuts, of oil palm or of coconuts, elaidinised	10.280	425.318	42.162	2.043.616
15162099	Vegetable fats and oils and their fractions other than hs code 15162091 to 15162098, elaidinised	17.860	242.078	68.314	1.019.977
15171010	Margarine, excluding liquid margarine, in airtight container for retail sale	4.354.954	22.012.050	4.567.610	22.291.162
15171090	Margarine, excluding liquid margarine, other than in airtight container for retail sale	5.181.062	16.991.755	4.853.141	16.345.936
15179010	Imitation ghee	760.599	4.153.523	917.471	4.800.644
15179020	Liquid margarine	9.493	26.966	14.070	46.351
15179030	Edible mixtures or preparations of animal or vegetable fats or oils, of a kind used as mould release preparations	8.400	33.640	14.515	58.038
15179043	Shortening	122.316.367	568.408.194	118.798.790	554.667.771
15179044	Imitation lard	2	2	2	2
15179050	Solid mixtures or preparations of vegetable fats or oils or of their fractions other than imitation ghee, shortening, imitation lard	104.000	483.100	105.227	495.667
15179064	Liquid mixtures or preparations of vegetable fats or oils or of their fractions other than liquid margarine, in which other palm oil predominates, in packings of a net weight exceeding 25 kg	230.400	1.152.000	435.111	2.465.600
15179067	Liquid mixtures or preparations of vegetable fats or oils or of their fractions other than liquid margarine, in which soya-bean oil or coconut oil predominates	75	510	72	490

Tabel 3 : Ekspor Indonesia menurut Komoditi (Kode HS 8 digit)

Mei 2023

Kode H S	Uraian golongan barang	Berat bersih (Kg)		Nilai F.O.B. (U S \$)	
		Bulan ini	Kumulatif	Bulan ini	Kumulatif
(1)	(2)	(3)	(4)	(5)	(6)
15179068	Liquid mixtures or preparations of vegetable fats or oils or of their fractions other than liquid margarine, in which illipe nut oil predominates	190	44.570	2.299	102.729
15179069	Liquid mixtures or preparations of vegetable fats or oils or of their fractions other than liquid margarine, other than HS code 15179061 to 15179068	9.999.928	27.079.749	8.799.937	25.228.765
15179090	Edible mixtures/preparations of animal, vegetable/microbial fats/oils/of fractions of different fats/oils of this chapter, oth than edible fats and oils/their fractions of head 1516, nec in head 1517	8.248.355	50.594.697	9.754.207	59.028.966
15180032	Inedible mixtures or preparations of the palm oil fruits or of palm oil or palm kernel olein, neutralised, bleached and deodorised (nbd) or refined, bleached and deodorised (rbd)	9.500.290	33.059.912	9.539.265	38.467.221
15180036	Inedible mixtures or preparations of soya beans or coconuts	-	144	-	418
15180037	Inedible mixtures or preparations of cotton seeds	5	5	14	14
15180038	Inedible mixtures or preparations of the fruit of the oil palm or of palm kernels, other	16.926.465	64.962.578	15.268.498	65.359.598
15180039	Inedible mixtures or preparations of vegetable fats or oils or of fractions of different fats or oils, other than hs code 15180032 to 15180037	3	8	3	9
15180060	Inedible mixtures or preparations of animal fats or oils or of fractions thereof and vegetable fats or oils or fractions thereof	796.860	2.131.890	858.749	2.262.833
15180090	Inedible mixtures or preparations of microbial fats or oils or of fractions of different fats or oils of this chapter, not elsewhere specified or included	39.400	39.400	32.968	32.968
15200010	Crude glycerol	54.920.283	330.056.718	16.065.628	96.357.781
15200090	Glycerol waters and glycerol lyes	80	236.394	1	100.013
15211000	Vegetable waxes, whether or not refined or coloured	21	94	20	90
15219010	Beeswax and oth insect waxes, whether or not refined or coloured	-	20	-	554
15219020	Spermaceti, whether or not refined or coloured	-	15	-	97
15220010	Degras	-	5	-	3
15220090	Residues resulting from the treatment of fatty substances or animal or vegetable waxes	15.934.009	59.958.663	13.139.391	49.956.455
16010010	Sausages and similar products, of meat, meat offal, blood or insects, food preparations based on these products, in airtight containers for retail sale	3.234	25.065	6.092	43.368
16010090	Sausages and similar products, of meat, meat offal, blood or insects, food preparations based on these products, not in airtight containers for retail sale	4.782	17.468	13.841	48.429
16021090	Other prepared or preserved meat, meat offal, blood or insects, homogenised preparation, not containing pork, in airtight container for retail sale	-	203	-	1.633
16023210	Chicken curry, in airtight containers for retail sale	48	161	270	891
16023290	Prepared or preserved of meat,meat offal, blood of fowls of species gallus domesticus, other than chicken curry in airtight container	6.218	33.321	31.472	119.968
16023900	Prepared or preserved meat, meat offal or blood of poultry in heading 0105, other than turkeys and species gallus domesticus	-	65	-	34
16025010	Prepared or preserved meat, meat offal or blood of bovine animals, in airtight containers for retail sale	2.225	20.604	41.055	74.104
16025090	Prepared or preserved meat, meat offal or blood of bovine animals, not in airtight containers for retail sale	557	8.568	3.906	63.809
16029090	Other prepared or preserved meat, meat offal, blood or insects, other than HS code 16021010 to 16021920	8.541	28.614	39.276	77.558
16030010	Extracts and juices of meat	800	1.527	3.560	6.740
16030090	Extracts and juices of fish or crustaceans, molluscs or other aquatic invertebrates	37.940	156.360	89.522	373.993

Tabel 3 : Ekspor Indonesia menurut Komoditi (Kode HS 8 digit)

Mei 2023

Kode H S	Uraian golongan barang	Berat bersih (Kg)		Nilai F.O.B. (U S \$)	
		Bulan ini	Kumulatif	Bulan ini	Kumulatif
(1)	(2)	(3)	(4)	(5)	(6)
16041110	Prepared or preserved salmon, whole or in pieces, but not minced, in airtight containers for retail sale	7.383	7.383	121.173	121.173
16041190	Prepared or preserved salmon, whole or in pieces, but not minced, not in airtight containers for retail sale	-	17.385	-	6.085
16041311	Prepared or preserved sardines, whole or in pieces, but not minced, in airtight containers for retail sale	590.048	2.467.110	1.555.143	6.562.077
16041319	Prepared or preserved sardines, whole or in pieces, but not minced, not in airtight containers for retail sale	966.282	3.258.793	2.650.583	9.114.613
16041391	Prepared or preserved sardinella and brisling or sprats, whole or in pieces, but not minced, in airtight containers for retail sale	28.160	59.160	10.226	78.226
16041411	Prepared or preserved tunas, whole or in pieces, but not minced, in airtight containers for retail sale	4.287.667	19.837.728	21.222.254	95.976.322
16041419	Prepared or preserved skipjack tuna and bonito (sarda spp), whole or in pieces, but not minced, not in airtight containers for retail sale	583.800	2.818.209	2.330.679	12.028.039
16041491	Pre-cooked tunas, not in airtight containers for retail sale	1.118.000	4.964.744	4.794.193	21.402.849
16041499	Prepared or preserved tunas, skipjack tuna and bonito (sarda spp), not in airtight containers for retail sale, other than pre-cooked tunas	150.000	1.452.500	752.400	6.878.939
16041510	Prepared or preserved mackerel, whole or in pieces, but not minced, in airtight containers for retail sale	-	1	-	1
16041590	Prepared or preserved mackerel, whole or in pieces, but not minced, not in airtight containers for retail sale	42.671	113.082	115.375	368.022
16041610	Prepared or preserved anchovies, whole or in pieces, but not minced, in airtight containers for retail sale	10.800	24.770	43.200	101.524
16041690	Prepared or preserved anchovies, whole or in pieces, but not minced, not in airtight containers for retail sale	-	116	-	1.027
16041710	Prepared or preserved eels, whole or in pieces, but not minced, in airtight containers for retail sale	20	20	653	653
16041891	Prepared or preserved shark fins, whole or in pieces, but not minced, in airtight containers for retail sale	1.436	5.898	29.566	108.624
16041899	Prepared or preserved shark fins, whole or in pieces, but not minced, not in airtight containers for retail sale	1.079	3.471	36.634	104.049
16041990	Fish, whole or in pieces, but not minced other than hs code 16041110 to 16041930	44.648	180.604	633.787	2.364.820
16042030	Fish ball	22.914	100.796	76.977	346.944
16042040	Fish paste	-	360	-	12.060
16042091	Other prepared or preserved fish other than fish sausage, fish ball, fish paste, in airtight containers for retail sale	28.190	102.765	130.922	498.279
16042099	Other prepared or preserved fish other than fish sausage, fish ball, fish paste, not in airtight containers for retail sale	-	28.150	-	219.371
16051011	Swimming crabs (crabs of the family portunidae), prepared or preserved, in airtight containers for retail sale	384.904	2.247.045	12.930.680	58.769.138
16051013	Snow crabs (crabs of the family oregoniidae) prepared or preserved, in airtight containers for retail sale	17.362	154.181	312.834	4.352.104
16051014	Crab other than swimming crabs, king crabs, and snow crabs, prepared or preserved, in airtight containers for retail sale	422.072	1.854.213	10.730.421	38.665.235
16051090	Crab, prepared or preserved, other than in airtight containers for retail sale	369.977	1.287.608	8.531.753	30.078.666
16052100	Shrimps and prawns, prepared or preserved, not in airtight container	4.500.003	20.553.374	37.884.088	173.022.038
16052920	Shrimp ball	576.990	2.796.951	3.402.981	17.062.723
16052930	Breaded shrimp	630.035	2.932.044	4.805.479	22.306.007
16052990	Shrimps and prawns, prepared or preserved, in airtight container, other than shrimp ball & breaded shrimp	187.658	694.067	2.295.022	7.941.388
16053000	Lobster, prepared or preserved	7.210	33.948	37.748	243.601
16054000	Crustacean, other than crab, shrimps, prawns, and lobsters, prepared or preserved	116.947	468.899	3.859.435	13.397.531
16055410	Cuttle fish and squid, prepared or preserved, in airtight containers for retail sale	3.298	11.464	36.934	141.559

Tabel 3 : Ekspor Indonesia menurut Komoditi (Kode HS 8 digit)

Mei 2023

Kode H S	Uraian golongan barang	Berat bersih (Kg)		Nilai F.O.B. (U S \$)	
		Bulan ini	Kumulatif	Bulan ini	Kumulatif
(1)	(2)	(3)	(4)	(5)	(6)
16055490	Cuttle fish and squid, prepared or preserved, not in airtight containers for retail sale	64.563	222.468	643.836	2.189.709
16055500	Octopus, prepared or preserved	74.090	327.274	932.717	4.058.449
16055600	Clams, cockles and arkshells, prepared or preserved	118.351	702.877	371.665	2.144.086
16055790	Abalone, prepared or preserved, not in airtight containers for retail sale	18.292	43.282	436.316	1.069.173
16055800	Snails, other than sea snails, prepared and preserved	97.815	412.442	488.466	2.206.817
16055900	Mollusc, other than oysters, scallops, mussels, cuttle fish, squid, octopus, clams, cockles, arkshell, abalone, snail, prepared or preserved	-	10.295	-	37.610
16056100	Sea cucumbers, prepared or preserved	41.075	211.062	758.653	3.829.244
16056300	Jellyfish, prepared or preserved	48.750	198.750	131.625	544.125
16056900	Aquatic invertebrates, other than sea cucumbers, sea urchins, jellyfish, prepared or preserved	-	6.203	-	40.065
17011200	Beet sugar	120	857	83	666
17011400	Other cane sugar	9.800	90.385	7.240	467.344
17019100	Cane or beet sugars, chemically pure sucrose, in solid form, containing added flavouring or colouring matter	1.060	3.615	462	760
17019910	Refined sugar	20.013.025	62.860.298	13.355.446	40.026.985
17019990	Cane or beet sugar and chemically pure sucrose, in solid form, other than raw sugar not containing added flavouring or colouring matter, other than refined sugar	128.619	715.804	212.844	1.328.075
17021100	Lactose and lactose syrup, containing by weight 99 % or more lactose, expressed as anhydrous lactose, calculated on the dry matter	0	60.303	1	71.279
17021900	Lactose and lactose syrup, not containing by weight 99 % or more lactose, expressed as anhydrous lactose, calculated on the dry matter	92.216	309.336	61.982	218.869
17022000	Maple sugar and maple syrup	-	386	-	392
17023010	Glucose, not containing fructose or containing in the dry state less than 20 % by weight of fructose	493.209	1.879.507	493.443	1.880.342
17023020	Glucose syrup, not containing fructose or containing in the dry state less than 20 % by weight of fructose	325.920	2.074.057	430.656	1.834.327
17024000	Glucose & glucose syrup, containing in the dry state >= 20 % but < 50 % by weight of fructose, excluding invert sugar	-	14	-	57
17026020	Fructose syrup, containing in the dry state more than 50 % by weight of fructose, excluding invert sugar	282.000	622.620	135.859	316.233
17029019	Maltose and maltose syrups, other than chemically pure maltose	34.470	143.681	59.051	139.553
17029020	Artificial honey, whether or not mixed with natural honey	33.311	40.841	69.780	102.963
17029030	Flavoured or colourd sugars (excl maltose)	95.150	648.859	184.246	1.247.219
17029040	Caramel	4.912	11.272	10.084	40.738
17029051	Coconut sap sugar	368.771	1.590.700	745.982	3.196.899
17029059	Palm sugar other than coconut sap sugar	2.510	4.131	1.876	2.779
17029091	Sugar syrups	22.817	117.543	24.303	138.269
17029099	Other sugar, including invert sugar and other sugar and sugar syrup blends containing in the dry state 50 % by weight of fructose, other than HS code 17029011 to 17029091	2.778.565	12.020.537	4.806.305	19.095.621
17031010	Cane molasses, containing added flavouring or colouring matter	1.200	2.092	14	174
17031090	Cane molasses, not containing added flavouring or colouring matter	62.459.986	190.065.444	10.407.777	30.414.685
17039010	Molasses other than cane molasses, resulting from the extraction or refining of sugar, containing added flavouring or colouring matter	-	123.494	-	26.661
17039090	Molasses other than cane molasses, resulting from the extraction or refining of sugar, not containing added flavouring or colouring matter	78.296	328.462	356.842	1.571.072
17041000	Chewing gum, whether or not sugar-coated	73.874	478.116	251.413	2.056.913
17049010	Medicated pastilles and drops, not containing cocoa	16.701	63.607	192.031	570.616

Tabel 3 : Ekspor Indonesia menurut Komoditi (Kode HS 8 digit)

Mei 2023

Kode H S	Uraian golongan barang	Berat bersih (Kg)		Nilai F.O.B. (U S \$)	
		Bulan ini	Kumulatif	Bulan ini	Kumulatif
(1)	(2)	(3)	(4)	(5)	(6)
17049020	White chocolate, not containing cocoa	178.965	598.796	501.562	1.853.482
17049091	Sugar confectionery other than chewing gum, medicated pastilles and drops, and white chocolate, not containing cocoa, soft, containing gelatin	1.307.867	6.027.076	5.613.804	25.395.675
17049099	Sugar confectionery other than chewing gum, medicated pastilles and drops, and white chocolate, not containing cocoa, other than soft, containing gelatin	3.281.715	13.620.241	8.839.950	38.153.334
18010010	Cocoa beans, whole or broken, raw or roasted, fermented	61.965	398.170	191.513	1.229.617
18010090	Cocoa beans, whole or broken, raw or roasted, not fermented	2.325.514	7.477.947	6.933.114	20.815.141
18020000	Cocoa shells, husks, skins and other cocoa waste	638.124	1.387.267	62.979	163.417
18031000	Cocoa paste, not defatted	1.674.928	4.650.539	8.950.344	21.094.280
18032000	Cocoa paste, wholly or partly defatted	2.915.350	15.780.904	7.571.581	40.604.694
18040000	Cocoa butter, fat and oil	13.753.471	59.871.084	59.170.391	249.716.466
18050000	Cocoa powder, not containing added sugar or other sweetening matter	10.048.253	42.412.378	25.189.254	109.081.535
18061000	Cocoa powder, containing added sugar or other sweetening matter	4.109	842.317	25.197	717.258
18062010	Chocolate confectionery in blocks, slabs or bars weighing more than 2 kg	571.581	3.124.206	1.408.674	7.828.654
18062090	Chocolate, liquid,paste,granular or other bulk form in containers or immediate packings, of a content exceeding 2 kg	264.634	1.008.934	635.099	2.746.431
18063100	Chocolate and other food preparations containing cocoa, filled, in blocks, slabs, bars, weight ≤ 2kg	54.181	205.425	374.101	1.453.282
18063200	Chocolate and other food preparations containing cocoa, not filled, in blocks, slabs, bars, weight ≤ 2kg	18.301	124.391	100.264	579.800
18069010	Chocolate confectionery in tablets or pastilles	83.496	433.019	495.218	2.439.927
18069030	Food preparations of flour, meal, starch or malt extract, containing 40 % or more but not exceeding 50 % by weight of cocoa calculated on a totally defatted basis	193	10.867	1.205	83.998
18069040	Food preparations of goods of headings 0401 to 0404, containing 5 % or more but not exceeding 10 % by weight of cocoa calculated on a totally defatted basis, specially prepared for infants or young children, not put up for retail sale	43	209	399	2.704
18069090	Chocolate and other food preparation containing cocoa, other than HS code 18061000 to 18069040	821.970	3.886.034	2.571.882	11.789.065
19011010	Preparations suitable for infants or young children, put up for retail sale, of malt extract	34.123	146.455	176.950	816.061
19011020	Preparations suitable for infants or young children, put up for retail sale, of goods of headings 0401 to 0404	355.244	2.985.076	1.577.590	12.523.779
19011030	Preparations suitable for infants or young children, put up for retail sale, of soya-bean powder	258	129.055	1.802	512.976
19011091	Medical foods, preparations suitable for infants or young children, put up for retail sale	4	4	91	91
19011092	Food preparations of flour, groats, meal, starch, for children age over 1 year but not exceeding 3 years, for retail sale, other than HS code 19011010 to 19011091	144	276	12.300	19.489
19011099	Food preparations of flour, groats, meal, starch, suitable for infants or young children, put up for retail sale, other than HS code 19011010 to 19011092	551.609	2.713.885	2.865.711	12.423.145
19012010	Mixes and doughs for the preparation of bakers' wares of heading 1905, of flour, groats, meal, starch or malt extract, not containing cocoa	175.322	1.141.384	467.051	2.384.395
19012020	Mixes and doughs for the preparation of bakers' wares of heading 1905, of flour, groats, meal, starch or malt extract, containing cocoa	119	219	227	554
19012030	Mixes and doughs for the preparation of bakers' wares of heading 1905, other than HS code 19012010 to 19012020, not containing cocoa	190.042	691.526	457.762	1.629.019

Tabel 3 : Ekspor Indonesia menurut Komoditi (Kode HS 8 digit)

Mei 2023

Kode H S	Uraian golongan barang	Berat bersih (Kg)		Nilai F.O.B. (U S \$)	
		Bulan ini	Kumulatif	Bulan ini	Kumulatif
(1)	(2)	(3)	(4)	(5)	(6)
19012040	Mixes and doughs for the preparation of bakers' wares of heading 1905, other than HS code 19012010 to 19012020, containing cocoa	1.210	10.945	5.841	31.647
19019019	Food preparations suitable for infants or young children, not put up for retail sale, other than medical foods	39.769	119.921	209.430	497.583
19019020	Malt extract	48.663	75.982	384.855	551.208
19019031	Filled milk, of goods of heading 0401 to 0404	5.387.009	9.077.985	5.922.268	10.000.972
19019032	Food preparation of goods of of heading 0401 to 0404, containing cocoa powder, other than filled milk	39.199	45.199	139.496	169.016
19019039	Food preparation of goods of of heading 0401 to 0404, not containing cocoa powder, other than filled milk	310.475	806.153	1.176.104	2.639.308
19019041	Other soya-based preparations in powder form	415	3.198	2.756	34.283
19019049	Other soya-based preparations in other forms	-	30.045	-	240.909
19019099	Food preparations not suitable for infants or young childrens, other than medical food	1.700.443	8.055.916	3.697.662	17.231.760
19021100	Uncooked pasta, not stuffed or otherwise prepared, containing eggs	28.166	99.945	35.324	137.102
19021920	Rice vermicelli (including bee hoon), uncooked pasta, not stuffed or otherwise prepared, not containing eggs	12.318	57.214	14.045	67.335
19021930	Transparent vermicelli, uncooked pasta, not stuffed or otherwise prepared, not containing eggs	25	50	25	50
19021940	Other noodles, uncooked pasta, not stuffed or otherwise prepared, not containing eggs	408.722	1.662.530	448.433	1.563.438
19021990	Uncooked pasta, not stuffed or otherwise prepared, not containing eggs, other than HS code 19021920 to 19021940	2.190.443	9.475.394	2.509.507	11.469.479
19022010	Stuffed pasta with meat or meat offal, whether or not cooked or otherwise prepared	12.453	18.925	9.080	13.080
19022090	Stuffed pasta whether or not cooked or otherwise prepared, other than stuffed with meat or meat offal, fish, crustaceans or molluscs	10.890	34.562	56.809	142.599
19023020	Rice vermicelli (including bee hoon), cooked or otherwise prepared, other than stuffed	14.075	37.627	24.553	68.823
19023030	Transparent vermicelli, cooked or otherwise prepared, other than stuffed	9.282	55.064	34.451	118.720
19023040	Instant noodles, whether or not cooked or otherwise prepared, other than stuffed	12.778.645	64.250.837	25.540.664	128.414.439
19023090	Cooked pasta, not stuffed, other than rice vermicelli, transparent vermicelli, instant noodles	1.581.857	5.660.269	5.858.513	21.043.505
19024000	Couscous	5	5	5	5
19030000	Tapioca and substitutes therefor prepared from starch, in the form of flakes, grains, pearls, siftings or in similar forms	1.137.318	4.622.114	780.947	3.537.773
19041010	Prepared food obtained by the swelling or roasting of cereals or cereal products, containing cocoa	15.847	65.935	51.952	233.614
19041090	Prepared food obtained by the swelling or roasting of cereals or cereal products, not containing cocoa	138.237	687.380	599.231	2.892.721
19042010	Prepared foods obtained from unroasted cereal flakes	14.939	83.030	65.323	284.185
19042090	Prepared foods obtained from mixtures of unroasted cereal flakes and roasted cereal flakes or swelled cereals	43.571	535.259	115.792	960.349
19043000	Bulgur wheat	-	314	-	1.536
19049010	Rice preparations, including pre-cooked rice	2.522	35.266	1.159	73.096
19049090	Cereals (other than maize (corn)), in grain form or in the form of flakes or other worked grains (except flour, groats and meal), pre-cooked or otherwise prepared, not elsewhere specified or included	336.928	1.171.080	1.046.042	2.888.990
19051000	Crispbread, whether or not containing cocoa	138.184	445.529	194.705	762.340
19052000	Gingerbread and the like, whether or not containing cocoa	130	130	484	484
19053110	Sweet biscuits, not containing cocoa	5.744.557	27.717.532	15.884.901	74.739.046
19053120	Sweet biscuits, containing cocoa	6.256.018	29.721.248	15.644.536	68.971.839
19053210	Waffles	235.837	1.058.080	1.061.269	4.719.501
19053220	Wafers	12.602.544	66.357.780	33.192.715	174.377.070

Tabel 3 : Ekspor Indonesia menurut Komoditi (Kode HS 8 digit)

Mei 2023

Kode H S	Uraian golongan barang	Berat bersih (Kg)		Nilai F.O.B. (U S \$)	
		Bulan ini	Kumulatif	Bulan ini	Kumulatif
(1)	(2)	(3)	(4)	(5)	(6)
19054010	Rusks, toasted bread and similar toasted products, not containing added sugar, honey, eggs, fats, cheese or fruit	144	487	1.142	1.697
19054090	Rusk, toasted bread & similar toasted product, containing added sugar, honey, eggs, fats, cheese or fruit	122.636	516.214	189.597	802.700
19059010	Unsweetened teething biscuits	263.870	2.771.855	617.768	6.908.267
19059020	Unsweetened biscuits, other than teething biscuits	75.199	505.707	129.619	855.362
19059030	Cakes	18.943	148.324	67.026	516.457
19059040	Pastries	21.479	345.972	107.726	665.998
19059050	Flourless bakers' wares	-	8.516	-	16.101
19059070	Communion wafers, sealing wafers, rice paper and similar products	40	287.268	30	826.363
19059080	Other crisp savoury food products	660.601	2.846.785	1.300.144	5.655.563
19059090	Bread,pastry,cakes,biscuits&oth bakers' wares, w.o.n containing cocoa, communion wafers,empty cachets suitable for pharmaceutical use,sealing wafers, rice paper&similar products, nec in head 1905	1.718.736	6.133.469	3.769.138	13.473.618
20011000	Cucumbers and gherkins, prepared or preserved by vinegar or acetic acid	6.931	13.862	11.479	22.730
20019010	Onions, prepared or preserved by vinegar or acetic acid	-	53	-	200
20019090	Vegetables, fruit, nuts and other edible parts of plants other than cucumbers and gherkins, onions, prepared or preserved by vinegar or acetic acid	909	3.340	3.251	8.108
20029010	Tomato paste	-	12.240	-	13.064
20031000	Mushrooms of the genus agaricus, prepared or preserved othwise than by vinegar or acetic acid	419.698	1.594.026	849.218	3.070.393
20039090	Mushrooms other than mushrooms of the genus agaricus, prepared or preserved othwise than by vinegar or acetic acid	4.284	66.151	25.281	299.871
20041000	Potatoes, prepared or preserved otherwise than by vinegar or acetic acid, frozen, other than products of heading 2006	-	3.606	-	21.836
20049010	Other vegetables and mixtures of vegetables, prepared or preserved otherwise than by vinegar or acetic acid, frozen, other than products of heading 2006, suitable for infants or young children	-	2.272	-	4.995
20049090	Other vegetables and mixtures of vegetables, prepared or preserved otherwise than by vinegar or acetic acid, frozen, other than products of heading 2006, not suitable for infants or young children	76.903	304.899	260.021	939.760
20052011	Potatoes, prepared or preserved otherwise than by vinegar or acetic acid, not frozen, other than products of heading 2006, in sticks form, in airtight containers for retail sale	4.084	25.505	26.772	154.332
20052091	Potatoes, prepared or preserved otherwise than by vinegar or acetic acid, not frozen, other than products of heading 2006, not in sticks form, in airtight containers for retail sale	-	10	-	24
20052099	Potatoes, prepared or preserved otherwise than by vinegar or acetic acid, not frozen, other than products of heading 2006, not in sticks form, not in airtight containers for retail sale	2.140	17.871	11.680	106.745
20054000	Peas (pisum sativum), prepared or preserved otherwise than by vinegar or acetic acid, not frozen, other than products of heading 20.06	189	1.188	1.256	6.818
20055100	Beans,shelled, prepared or preserved otherwise than by vinegar or acetic acid, not frozen,other than products of heading 20.06	200	1.464	279	3.003
20055990	Beans, not shelled, prepared or preserved otherwise than by vinegar or acetic acid, not frozen,other than products of heading 2006, not in airtight containers for retail sale	951	2.549	3.392	10.317

Tabel 3 : Ekspor Indonesia menurut Komoditi (Kode HS 8 digit)

Mei 2023

Kode H S	Uraian golongan barang	Berat bersih (Kg)		Nilai F.O.B. (U S \$)	
		Bulan ini	Kumulatif	Bulan ini	Kumulatif
(1)	(2)	(3)	(4)	(5)	(6)
20058000	Sweet corn (zea mays var saccharata), prepared or preserved otherwise than by vinegar or acetic acid, not frozen, other than products of heading 2006	-	1.032	-	3.937
20059100	Bamboo shoots, prepared or preserved otherwise than by vinegar or acetic acid, not frozen, other than products of heading 2006	-	396	-	240
20059990	Other vegetables and mixtures of vegetables, prepared or preserved otherwise than by vinegar or acetic acid, not frozen, other than products of heading 2006, not in airtight containers for retail sale	114.393	729.908	149.553	894.290
20060000	Vegetables, fruit, nuts, fruit-peel and other parts of plants, preserved by sugar (drained, glace or crystallised)	10	42.531	42	7.932
20071000	Jams, fruit jellies, marmalades, fruit or nut purée and fruit or nut pastes, obtained by cooking, whether or not containing added sugar or other sweetening matter, homogenised preparations	20.583	105.642	37.391	194.914
20079100	Jams, fruit jellies, marmalades, fruit or nut purée and fruit or nut pastes, obtained by cooking, w.o.n containing added sugar or other sweetening matter, not homogenised preparations, citrus fruit	175	8.560	255	3.211
20079910	Fruit pastes other than of mangoes, pineapples or strawberries	12.195	32.783	44.277	126.926
20079920	Jams and fruit jellies	871	47.570	4.318	48.308
20079990	Fruit pastes of mangoes, pineapples, strawberries, marmalades, fruit or /nut purée and fruit/nut pastes, obtained by cooking, w.o.n cont added sugar/other sweetening matter, not homogenised preparations	457.702	2.176.913	1.768.633	7.857.447
20081110	Ground nuts, roasted	100.771	382.252	347.825	1.344.400
20081120	Peanut butter	22.502	76.875	69.720	223.667
20081190	Ground nuts, otherwise prepared or preserved whether or not containing added sugar or other sweetening matter or spirit, other than roasted and peanut butter	60.799	296.595	244.064	1.183.382
20081910	Cashew nut, including mixture, otherwise prepared or preserved whether or not containing added sugar or other sweetening matter or spirit	5.495	50.070	72.933	540.159
20081991	Nuts, ground-nuts and other seeds, other than ground nut&cashew nut, w.o.n mixed together, w.o.n containing added sugar/other sweetening matter or spirit, not elsewhere specified/included, roasted	1.744	30.274	8.638	76.852
20081999	Nuts, ground-nuts and other seeds, other than ground nut&cashew nut, w.o.n mixed together, w.o.n containing added sugar/other sweetening matter or spirit, not elsewhere specified/included, not roasted	208.430	699.528	449.765	1.459.241
20082010	Pineapples, otherwise prepared or preserved, whether or not containing added sugar or other sweetening matter or spirit, not elsewhere specified or included, in airtight containers for retail sale	-	432	-	1.694
20082090	Pineapples, otherwise prepared or preserved, whether or not containing added sugar or other sweetening matter or spirit, not elsewhere specified or included, not in airtight containers for retail sale	16.258.940	75.243.797	18.191.370	85.630.283
20083090	Citrus fruits, otherwise prepared or preserved, not containing added sugar or other sweetening matter or spirit	375	1.775	468	1.539
20085000	Apricots, otherwise prepared or preserved whether or not contain sugar or sweetening matter or spirit	-	8	-	12
20086090	Cherries, otherwise prepared or preserved, not containing added sugar or other sweetening matter or spirit	37	73	202	599
20089710	Mixtures of stems, roots and other edible parts of plants, not including fruits or nuts whether or not containing added sugar or other sweetening matter or spirit	8.024	44.694	16.675	70.181

Tabel 3 : Ekspor Indonesia menurut Komoditi (Kode HS 8 digit)

Mei 2023

Kode H S	Uraian golongan barang	Berat bersih (Kg)		Nilai F.O.B. (U S \$)	
		Bulan ini	Kumulatif	Bulan ini	Kumulatif
(1)	(2)	(3)	(4)	(5)	(6)
20089720	Mixtures fruit and nuts other than those of subheading 200819, containing added sugar or other sweetening matter or spirit	662.000	2.765.308	821.251	3.373.970
20089790	Mixtures fruit and nuts other than those of subheading 200819, not containing added sugar or other sweetening matter or spirit	-	18.750	-	21.589
20089930	Stems, roots and other edible part of plant,not including fruit or nut, otherwise prepared or preserved whether or not contain sugar or sweetening matter	70.560	160.565	43.502	108.235
20089940	Fruit, nuts and other edible parts of plants other than HS code 20089100 to 20089930, otherwise prepared or preserved, not elsewhere specified or included, containing sugar or sweetening matter	12.240	66.168	13.375	75.448
20089990	Fruit, nuts and other edible parts of plants other than HS code 20089100 to 20089930, otherwise prepared or preserved, not elsewhere specified or included, not containing sugar or sweetening matter	1.060.029	4.973.251	1.920.201	9.273.145
20091900	Orange juice, not frozen, of a brix value exceeding 20	51.997	110.883	79.150	175.779
20092900	Grapefruit (including pomelo) juice, of a brix value exceeding 20	5.184	35.616	20.023	134.002
20093100	Juice of any other single citrus fruit, of a brix value not exceeding 20	-	75.060	-	146.367
20093900	Juice of any other single citrus fruit, of a brix value exceeding 20	-	1.107	-	568
20094100	Pineapple juice, of a brix value not exceeding 20	-	116.100	-	88.950
20094900	Pineapple juice, of a brix value exceeding 21	2.412.931	11.840.129	5.496.462	27.455.440
20096900	Grape juice (including grape must), of a brix value exceeding 30	118	589	190	1.046
20097900	Apple juice, of a brix value exceeding 20	7.984	32.655	6.256	49.641
20098190	Cranberry (vaccinium macrocarpon, vaccinium oxycoccos) juice, lingonberry (vaccinium vitis-idaea) juice, not suitable for infants or young children	-	357	-	558
20098910	Blackcurrant juice	16.800	16.803	18.816	18.821
20098920	Coconut water	228.647	904.878	105.914	493.560
20098930	Coconut water concentrate	488.660	2.119.980	1.332.857	5.885.166
20098940	Mango juice concentrate	-	69	-	200
20098999	Juice of any other single fruit, nut or vegetable, other than HS code 20098110 to 20098940, not suitable for infants or young children	562.274	1.365.328	521.014	1.457.636
20099091	Mixtures of juices, not suitable for infants or young children, ready for immediate consumption	33.896	101.770	110.727	248.362
20099099	Mixtures of juices, not suitable for infants or young children, not ready for immediate consumption	4.549	17.336	34.997	104.000
21011111	Instant coffee, in packings of a net weight not less than 20 kg	11.519.092	35.263.550	38.724.105	111.913.572
21011119	Instant coffee, in packings of a net weight more than 20 kg	47.267	436.110	142.108	2.321.797
21011190	Extracts, essences and concentrates of coffee, other than instant coffee	277.864	1.098.751	1.552.821	6.031.684
21011210	Mixtures in paste form with a basis of ground roasted coffee, containing vegetable fats	-	23.557	-	94.247
21011291	Coffee preparation with a basis of extracts, essences or concentrate containing added sugar, whether or not containing creamer	2.685.041	36.748.953	8.598.623	114.306.076
21011292	Coffee preparation with a basis of ground roasted coffee containing added sugar, whether or not containing creamer	38.704	77.956	113.575	189.536
21011299	Preparations with a basis of extracts, essences or concentrates or with a basis of coffee, other than HS code 21011210 to 21011292	1.223.852	2.698.453	3.695.283	8.038.322
21012020	Tea extracts for the manufacture of tea preparations, in powder form	4.131	27.722	22.525	75.395

Tabel 3 : Ekspor Indonesia menurut Komoditi (Kode HS 8 digit)

Mei 2023

Kode H S	Uraian golongan barang	Berat bersih (Kg)		Nilai F.O.B. (U S \$)	
		Bulan ini	Kumulatif	Bulan ini	Kumulatif
(1)	(2)	(3)	(4)	(5)	(6)
21012030	Preparations of tea consisting of a mixture of tea, milk powder and sugar	42.678	226.510	168.557	823.702
21012090	Extracts, essences and concentrates, of tea or maté, and preparations with a basis of these extracts, essences or concentrates or with a basis of tea or maté, other than HS code 21012020 to 21012030	159.398	516.330	262.228	1.019.204
21013000	Roasted chicory and oth roasted coffee substitutes, and extracts, essences and concentrates thereof	16.896	70.071	15.860	67.716
21021000	Active yeasts	6.246	39.339	15.959	56.188
21022010	Inactive yeasts, other single-cell micro-organisms, dead, of a kind used in animal feeding	1.200.000	5.165.011	644.962	2.433.897
21022090	Inactive yeasts, other single-cell micro-organisms, dead, of a kind not used in animal feeding	-	520.992	-	226.350
21023000	Prepared baking powders	17.058	63.106	64.181	223.536
21031000	Soya sauce	1.763.535	6.708.049	2.679.526	10.140.193
21032000	Tomato ketchup and oth tomato sauces	143.389	641.192	152.606	711.266
21033000	Mustard flour and meal and prepared mustard	12.724	64.024	19.327	156.821
21039011	Chilli sauce	645.369	3.491.140	1.251.389	6.721.402
21039012	Fish sauce	-	25	-	51
21039013	Sauces other than chilli sauce or fish sauce	60.102	534.082	187.513	1.560.698
21039019	Sauces and preparations therefor, other than HS code 21039011 to 21039013	3.774.223	17.141.209	20.865.897	82.260.612
21039021	Shrimp paste including belachan (blachan)	500.540	1.097.513	503.901	1.601.160
21039029	Mixed condiments and mixed seasonings, other than shrimp paste	256.667	853.315	1.182.851	3.566.208
21041019	Soups and broths and preparations therefor, containing meat, not suitable for infants or young children	3.005	10.605	7.234	32.326
21041099	Soups and broths and preparations therefor, not containing meat, not suitable for infants or young children	25.432	149.797	85.820	439.320
21042019	Homogenised composite food preparation, containing meat, not suitable for infants or young children	-	94	-	136
21042099	Homogenised composite food preparation, not containing meat, not suitable for infants or young children	6.433	17.567	22.568	46.547
21050000	Ice cream and other edible ice, whether or not containing cocoa	5.303.468	20.599.352	8.569.330	34.978.401
21061000	Protein concentrates and textured protein substances	19	9.067	26	53.663
21069011	Dried bean curd and dried bean curd stick	980	51.770	2.516	155.759
21069012	Fresh soybean curd (tofu)	4.925	9.466	16.546	34.554
21069019	Beancurd, other than dried bean curd, dried bean curd stick, fresh soybean curd (tofu)	391.513	509.858	500.284	688.848
21069020	Powdered alcohol	-	1	-	5
21069030	Non-dairy creamer	3.847.243	12.557.638	7.456.058	24.911.428
21069041	Autolysed yeast extracts, in powder form	5.045	18.425	39.316	115.188
21069049	Autolysed yeast extracts, other than in powder form	306.957	1.050.873	235.424	1.081.689
21069053	Non-alcoholic preparations of a kind used for the making or for the manufacture of beverages, ginseng based products	7.401	16.663	13.122	47.152
21069054	Non-alcoholic preparations of a kind used for the making or for the manufacture of beverages, other preparations of a kind used as raw material for the manufacture of composite concentrates	2.505.900	10.752.151	4.033.792	17.325.478
21069055	Non-alcoholic preparations of a kind used for the making or for the manufacture of beverages, composite concentrates for simple dilution with water to make beverages	3.594.347	15.754.026	7.452.959	32.512.351
21069059	Non-alcoholic preparations of a kind used for the making or for the manufacture of beverages, other than HS code 21069053 to 21069055	368.537	1.247.448	1.544.555	4.580.716
21069062	Preparations of a kind used as raw material for the manufacture of alcoholic beverage, in other form	-	12.841	-	51.875
21069067	Alcoholic preparations, of a kind used for the manufacture of alcoholic beverages, in other forms	-	8	-	6

Tabel 3 : Ekspor Indonesia menurut Komoditi (Kode HS 8 digit)

Mei 2023

Kode H S	Uraian golongan barang	Berat bersih (Kg)		Nilai F.O.B. (U S \$)	
		Bulan ini	Kumulatif	Bulan ini	Kumulatif
(1)	(2)	(3)	(4)	(5)	(6)
21069069	Alcoholic preparations of a kind used for the making or for the manufacture of beverages, other than HS code 21069061-21069067	7	17	3	7
21069071	Food supplements based on ginseng	-	315	-	7.200
21069072	Food supplements, other than based on ginseng	378.724	1.851.800	5.349.863	25.895.534
21069073	Fortificant premixes	-	101	-	82
21069081	Food preparations for lactase deficient infants or young children	301	27.392	604	228.607
21069089	Food preparations for use by infants or young children, other than preparations for lactase deficient infants or young children	9.468	52.192	45.054	246.512
21069091	Food preparation, mixtures of chemicals with foodstuffs or other substances with nutritive value, of a kind used for food processing	173.948	589.533	499.390	2.012.910
21069092	Flavoured or coloured syrups	61.076	538.668	56.521	458.553
21069093	Coconut milk, whether or not powdered	14.449.194	58.672.171	20.825.407	84.761.364
21069095	Seri kaya	660	3.956	2.072	18.870
21069096	Other medical foods	99.822	327.289	1.057.670	3.361.126
21069097	Tempeh	19.747	248.525	88.628	805.084
21069098	Other flavouring preparations	580.780	1.658.856	3.620.614	11.562.388
21069099	Food preparations not elsewhere specified or included, other than HS code 21061000 to 21069098	4.847.543	19.151.575	10.933.522	36.375.596
22011010	Mineral waters	12.086.101	36.987.806	1.353.388	4.434.558
22011020	Aerated waters	11.714	49.360	4.072	8.571
22019010	Ice and snow	30	30	80	80
22019090	Waters, not containing added sugar or other sweetening matter nor flavoured, other than mineral waters, aerated waters, ice and snow	4.833	19.440	1.643	5.524
22021020	Energy drink whether or not aerated	28.781	225.596	11.585	63.781
22021030	Other sparkling mineral waters or aerated waters, flavoured	632.223	2.179.999	407.445	1.443.329
22021090	Waters, containing added sugar or other sweetening matter or flavoured, other than HS code 22021020 to 22021030	2.240.223	13.940.197	1.935.646	10.376.242
22029100	Non-alcoholic beer	328	4.040	7.434	28.106
22029910	Flavoured uht milk based drinks	135.448	729.541	176.171	943.845
22029920	Soya milk drinks	2.100	2.567	950	1.704
22029930	Coconut water based drinks	688.953	2.626.714	559.540	2.035.986
22029940	Coffee based drinks or coffee flavoured drinks	2.245.776	5.989.098	2.113.005	5.779.719
22029950	Non-aerated beverages ready for immediate consumption without dilution, other than hs 2202.91.00-2202.99.40	5.263.111	22.169.040	2.837.345	11.319.302
22029990	Other non-alcoholic beverages, not including fruit, nut or vegetable juices of heading 2009	1.825.153	6.294.386	2.527.097	11.443.508
22030011	Stout or porter, of an alcoholic strength by volume not exceeding 5.8 % vol	-	8	-	11
22030019	Stout or porter, of an alcoholic strength by volume exceeding 5.8 % vol	69.581	267.596	88.670	325.799
22030091	Beer made from malt other than stout or porter, including ale, of an alcoholic strength by volume not exceeding 5.8 % vol	13.860	103.658	6.242	53.587
22030099	Beer made from malt other than stout or porter, including ale, of an alcoholic strength by volume exceeding 5.8 % vol	926.362	4.217.884	743.681	3.331.984
22041000	Sparkling wine	1.714	15.510	16.672	77.895
22042111	Wine, of an alcoholic strength by volume not exceeding 15 % vol, in container holding 2 l or less	-	15	-	8
22042122	Grape must with fermentation prevented or arrested by the addition, of an alcoholic strength by volume exceeding 15 % vol, in containers holding 2 l or less	-	29	-	17
22042922	Grape must with fermentation prevented or arrested by the addition, of an alcoholic strength by volume exceeding 15 % vol, in container holding >10 l	2.700	2.700	13.219	13.219

Tabel 3 : Ekspor Indonesia menurut Komoditi (Kode HS 8 digit)

Mei 2023

Kode H S	Uraian golongan barang	Berat bersih (Kg)		Nilai F.O.B. (U S \$)	
		Bulan ini	Kumulatif	Bulan ini	Kumulatif
(1)	(2)	(3)	(4)	(5)	(6)
22060010	Cider or perry	1.776	27.060	1.872	29.267
22060039	Coconut palm toddy, other than in container holding 2 l or less	-	3.218	-	1.105
22060050	Mead	-	1	-	35
22060060	Wines obtained by the fermentation of vegetables juices or of fruit juices, other than juice of fresh grapes	-	8	-	104
22060099	Other fermented beverages, mixtures of fermented beverages and mixtures of fermented beverages and non-alcoholic beverages, not elsewhere specified or included, other than HS code 22060010 to 22010091	-	30	-	63
22071000	Undenatured ethyl alcohol of an alcoholic strength by volume of 80 % vol or higher	3.903.745	17.230.320	4.611.588	20.321.877
22072011	Denatured ethyl alcohol of an alcoholic strength by volume exceeding 99 % vol	6.240	15.600	11.419	28.454
22072019	Denatured ethyl alcohol of an alcoholic strength by volume not exceeding 99 % vol	65.920	118.411	103.672	182.191
22082090	Spirits obtained by distilling grape wine or grape marc, other than brandy	42.242	82.722	70.567	196.791
22083090	Whiskies, other than in containers holding more than 5 l	-	197	-	545
22084000	Rum and other spirits obtained by distilling fermented sugar- cane products	-	123	-	685
22085000	Gin and geneva	8.841	9.048	42.261	46.734
22086000	Vodka	7	7.224	13	24.388
22087090	Liqueurs and cordials, of an alcoholic strength by volume exceeding 57 % vol	-	17	-	35
22089030	Other samsu other than medicated samsu of an alcoholic strength by volume not exceeding 40 % vol	1.240	1.240	6.127	6.127
22089050	Arrack or pineapple spirit of an alcoholic strength by volume not exceeding 40 % vol	-	570	-	2.668
22089099	Undenatured ethyl alcohol of an alcoholic strength by volume of less than 80 % vol other than HS code 22082050 to 22089091, other than of an alcoholic strength by volume not exceeding 114 % vol	39.718	104.925	135.300	344.792
22090000	Vinegar and substitutes for vinegar obtained from acetic acid	10.049	61.593	9.110	350.367
23011000	Flours, meals and pellets, of meat or meat offal, greaves	-	68	-	1.211
23012010	Flours, meals and pellets of fish, with a protein content of less than 60% by weight	95.000	1.676.400	86.100	1.782.685
23012020	Flours, meals and pellets of fish, with a protein content of 60% or more by weight	1.098.258	4.261.862	1.357.047	5.101.345
23012090	Flours, meals and pellets, of crustaceans or molluscs or other aquatic invertebrates	130.831	1.220.837	71.859	889.765
23021000	Bran, sharps and other residues, whether or not in the form of pellets, derived from the sifting, milling or other working, of maize (corn)	798.600	3.048.765	154.179	591.065
23023010	Bran and pollard, whether or not in the form of pellets, derived from the sifting, milling or other working of wheat	49.401.730	247.392.334	15.699.600	76.903.211
23023090	Sharps and other residues, whether or not in the form of pellets, derived from the sifting, milling or other working of wheat, other than bran and pollard	14.234.000	66.802.501	3.738.736	19.790.086
23024010	Sharps and other residues, of rice, whether or not in the form of pellets, derived from the sifting, milling or other working	-	93.040	-	31.465
23024090	Sharps and other residues of other cereal other than of rice, whether or not in the form of pellet, derived from the sifting, milling or other working of cereal	54.075	217.616	16.710	73.066
23031010	Residues of starch manufacture and similar residues, of manioc (cassava) or sago	-	344.500	-	86.125
23031090	Residues of starch manufacture and similar residues, other than of manioc (cassava) or sago	226.400	867.601	64.106	378.996
23032000	Beet-pulp, bagasse and other waste of sugar manufacture	894.250	2.236.850	233.406	586.572
23033000	Brewing or distilling dregs and waste	20.000	55.840	5.524	13.918

Tabel 3 : Ekspor Indonesia menurut Komoditi (Kode HS 8 digit)

Mei 2023

Kode H S	Uraian golongan barang	Berat bersih (Kg)		Nilai F.O.B. (U S \$)	
		Bulan ini	Kumulatif	Bulan ini	Kumulatif
(1)	(2)	(3)	(4)	(5)	(6)
23040090	Oil-cake and other solid residues, whether or not ground or in the form of pellets, resulting from the extraction of soya- bean oil, other than defatted soya-bean flour and soya-bean meal	9	10	8	8
23050000	Oil-cake and other solid residues, whether or not ground or in the form of pellets, resulting from the extraction of ground-nut oil	-	2.400	-	3.960
23061000	Oil-cake and other solid residues, of cotton seeds, whether/not ground/in the form of pellets, resulting from the extraction of vegetable/microbial fats/oils, other than those of heading 2304 or 2305	-	80.000	-	33.200
23064920	Oil-cake & oth solid residues, of other colza seeds, w.o.n ground/in the form of pellets, resulting from the extraction of vegetable/microbial fats/oils, oth than those of heading 2304 / 2305	25	25	63	63
23065000	Oil-cake and oth solid residues, of coconut or copra, whether/not ground/in the form of pellets, resulting from the extraction of vegetable/microbial fats/oils, oth than those of heading 2304 or 2305	20.361.254	127.127.132	4.402.581	27.237.958
23066010	Oil-cake & oth solid residues, of palm nuts or kernels, resulting from the extraction of vegetable/microbial fats/oils, oth than those of heading 2304 / 2305, ground or in the form of pellets	141.191.414	830.003.140	22.782.948	134.734.174
23066090	Oil-cake & oth solid residues, of palm nuts or kernels, resulting from the extraction of vegetable/microbial fats/oils, oth than those of heading 2304 / 2305, other than ground/in the form of pellets	162.019.822	1.071.564.338	26.900.125	179.326.826
23069010	Oil-cake & oth solid residues, of maize(corn) germ, w.o.n ground/in the form of pellets, resulting from the extraction of vegetable/microbial fats/oils, oth than those of heading 2304 / 2305	744.124	2.912.880	111.600	436.860
23069090	Oil-cake & oth solid residues, w.o.n ground/in the form of pellets, resulting from the extraction of vegetable/microbial fats/oils, oth than those of heading 2304 / 2305, other than HS code 23061000 to 23069010	90.736.457	648.096.019	65.861.201	495.131.491
23080000	Vegetable materials and waste,vegetable residues, whether or not in pellets form, used in animal feeding, not else specified	11.139.394	24.332.556	1.839.629	6.342.432
23091010	Dog or cat food, put up for retail sale, containing meat	1.388	3.664	518	3.648
23091090	Dog or cat food, put up for retail sale, not containing meat	281.824	1.317.680	418.274	1.989.840
23099011	Complete feed of a kind suitable for poultry	343.265	3.823.475	525.192	4.360.204
23099012	Complete feed of a kind suitable for swine	9.940.431	47.370.035	7.282.585	32.801.946
23099013	Complete feed of a kind suitable for prawns	19.175	19.175	19.651	19.651
23099019	Complete feed of a kind suitable for animal other than poultry,swine,prawns,primates	105.960	249.372	88.173	325.138
23099020	Premixes, feed supplements or feed additives	1.101.147	4.103.333	1.087.705	3.747.580
23099090	Preparations of a kind used in animal feeding, other than HS code 23091010 to 23099020	48.387	408.229	33.197	372.427
24011050	Tobacco, not stemmed/stripped, flue-cured, other than virginia and burley type	89.220	219.752	777.865	2.186.117
24011090	Tobacco, not stemmed/stripped, other than flue-cured, virginia and burley type	378.970	2.026.813	6.576.619	20.068.376
24012010	Tobacco, partly or wholly stemmed/stripped, virginia type, flue-cured	1.008.000	3.889.319	6.231.874	23.895.626
24012030	Tobacco, partly or wholly stemmed/stripped, oriental type	-	345.600	-	1.192.320
24012040	Tobacco, partly or wholly stemmed/stripped, burley type	59.400	59.400	237.600	237.600
24012050	Tobacco, partly or wholly stemmed/stripped, flue-cured, other than virginia, oriental, and burley type	82.278	353.592	754.944	2.921.588
24012090	Tobacco, partly or wholly stemmed/stripped, other than flue-cured, virginia, oriental, and burley type	1.505.852	4.530.805	7.191.402	26.196.935
24013010	Tobacco stems	141.310	922.340	487.367	1.374.463
24013090	Tobacco refuse, other than tobacco stems	25.095	84.082	712.976	1.778.673

Tabel 3 : Ekspor Indonesia menurut Komoditi (Kode HS 8 digit)

Mei 2023

Kode H S	Uraian golongan barang	Berat bersih (Kg)		Nilai F.O.B. (U S \$)	
		Bulan ini	Kumulatif	Bulan ini	Kumulatif
(1)	(2)	(3)	(4)	(5)	(6)
24021000	Cigars, cheroots and cigarillos, containing tobacco	234.210	1.007.889	6.431.597	22.662.774
24022010	Cigarettes containing tobacco, beedies	10.050	15.075	164.733	248.932
24022020	Cigarettes containing tobacco, clove cigarettes	1.049.129	4.652.877	17.478.525	75.883.473
24022090	Cigarettes containing tobacco, other than beedies and clove cigarettes	9.826.643	38.945.033	89.237.748	347.956.350
24029010	Cigars, cheroots and cigarillos of tobacco substitutes	-	5	-	20
24029020	Cigarettes of tobacco substitutes	-	13.825	-	272.314
24031190	Water pipe tobacco specified in subheading note 1 to this chapter, other than packed for retail sale	6.739	14.141	20.194	57.546
24031919	Smoking tobacco, w.o.n containing tobacco substitutes in any proportion, packed for retail sale, other than ang hoon and water pipe tobacco	21.204	127.878	415.294	2.480.919
24031920	Manufactured tobacco for the manufacture of cigarettes, other than ang hoon and water pipe tobacco	478.349	2.043.895	3.680.660	16.298.841
24031999	Smoking tobacco, w.o.n containing tobacco substitutes in any proportion, packed not for retail sale, other than ang hoon and water pipe tobacco	100.587	330.257	1.821.738	5.971.964
24039110	"homogenised" or "reconstituted tobacco", packed for retail sale	941	2.078	111.792	382.064
24039190	"homogenised" or "reconstituted tobacco", other than packed for retail sale	63.138	314.791	1.118.429	3.828.141
24039910	Tobacco extracts and essences	272	272	69.790	69.790
24039930	Manufactured tobacco substitutes	-	440	-	4.200
24039940	Snuff, whether or not dry	2	101	54	143
24039950	Chewing and sucking tobacco	-	4.050	-	10.125
24039990	Manufactured tobacco and manufactured tobacco substitutes, other than HS code 24031110 to 24039950	247.272	855.985	2.226.229	7.291.286
24041100	Products intended for inhalation without combustion, containing tobacco or reconstituted tobacco	64.235	318.146	1.446.883	7.143.586
24041210	E-cigarette liquid or gel	160.576	1.051.385	22.395.842	129.295.023
24041290	Products intended for inhalation without combustion, containing nicotine, other than e-cigarette liquid or gel	2	423	3	79
24041910	Products intended for inhalation without combustion, containing tobacco substitutes	76	669	7.942	81.833
25010010	Table salt	17.560	79.972	22.165	46.586
25010020	Unprocessed rock salt	-	2.500	-	1.056
25010050	Sea water	2.000	2.196	1.720	1.958
25010091	Salt with sodium chloride content more than 60 % but less than 97%, calculated on a dry basis, fortified with iodine	50.318	125.288	216.842	313.254
25010093	Salt with sodium chloride content 97 % or more, calculated on a dry basis	6.800	10.354	5.100	7.628
25010099	Salt (including table salt and denatured salt) and pure sodium chloride, w.o.n in aqueous solution or containing added anti-caking or free-flowing agents other than HS code 25010010 to 25010093	170	1.432	4.911	23.424
25020000	Unroasted iron pyrites	592	592	535	535
25030000	Sulphur of all kinds, other than sublimed sulphur, precipitated sulphur and colloidal sulphur	15.000	84.704	7.466	83.502
25041000	Natural graphite, in powder or in flakes	-	5	-	10
25051000	Silica sands and quartz sands	215.500.105	405.750.105	5.575.754	9.858.154
25059000	Natural sands of all kinds, whether or not coloured, other than metal-bearing sands of chapter 26, other than silica sands and quartz sands	-	558	-	9
25062000	Quartzite	-	16	-	6
25070000	Kaolin and other kaolinic clays, whether or not calcined	29.096.012	79.282.564	1.637.740	5.262.459
25090000	Chalk	224	846	4.439	7.816
25131000	Pumice stone	7.636.307	52.074.530	644.667	3.188.035
25132000	Emery, natural corundum, natural garnet and other natural abrasives	502.010	946.103	57.570	99.055
25140000	Slate, whether or not roughly trimmed or merely cut, by sawing or otherwise, into blocks or slabs of a rectangular (including square) shape	133.220	575.073	27.835	100.108

Tabel 3 : Ekspor Indonesia menurut Komoditi (Kode HS 8 digit)

Mei 2023

Kode H S	Uraian golongan barang	Berat bersih (Kg)		Nilai F.O.B. (U S \$)	
		Bulan ini	Kumulatif	Bulan ini	Kumulatif
(1)	(2)	(3)	(4)	(5)	(6)
25151210	Marble and travertine, merely cut, by sawing or otherwise, into blocks of a rectangular (including square) shape	1.600.972	6.308.707	223.887	777.150
25152000	Ecaussine and other calcareous monumental or building stone, alabaster	-	5.921	-	1.650
25162010	Sandstone, crude or roughly trimmed	-	48.046	-	5.546
25162020	Sandstone, merely cut, by sawing or otherwise, into blocks or slabs of a rectangular (including square) shape	97.963	179.831	18.385	41.818
25169000	Porphyry, basalt, and other monumental or building stone, other than HS code 25161100 to 25162020	225.034	931.908	45.488	251.436
25171000	Pebbles, gravel, broken or crushed stone, of a kind commonly used for concrete aggregates, for road metalling or for railway or other ballast, shingle and flint, whether or not heat-treated	627.777.602	2.856.313.165	4.444.687	20.047.511
25172000	Macadam of slag, dross or similar industrial waste, whether or not incorporating the materials cited in subheading 251710	-	21.500	-	4.300
25173000	Tarred macadam	1.000	1.000	67	67
25174100	Granules, chippings and powder, of marble , whether or not heat-treated	8.519	8.712	3.814	4.682
25174900	Granules, chippings and powder, of stones of heading 2515 or 2516, other than marble, whether or not heat-treated	863.029	3.524.838	124.818	562.924
25181000	Dolomite, not calcined or sintered, including roughly trimmed or merely cut, by sawing or otherwise, into blocks or slabs of a rectangular (including square) shape	6	44.026	32	4.366
25182000	Calcined or sintered dolomite, including roughly trimmed or merely cut, by sawing or otherwise, into blocks or slabs of a rectangular (including square) shape	-	54.007	-	1.219
25191000	Natural magnesium carbonate (magnesite)	80.600	343.520	44.330	188.936
25199090	Magnesium oxide, whether or not pure, other than fused magnesia, dead-burned (sintered) magnesia	-	2.205	-	3.027
25201000	Gypsum, anhydrite	420	420	775	775
25202010	Plasters, of a kind suitable for use in dentistry	-	16	-	9
25202090	Plasters, not of a kind suitable for use in dentistry	77.401	1.091.138	7.845	148.024
25210000	Limestone flux, limestone and other calcareous stone, of a kind used for the manufacture of lime or cement	-	60	-	1
25223000	Hydraulic lime	-	3	-	3
25231010	Cement clinkers, of a kind used in the manufacture of white cement	104.448.001	474.210.599	4.008.193	17.861.095
25231090	Cement clinkers, not of a kind used in the manufacture of white cement	520.417.152	3.478.387.285	19.102.266	127.303.111
25232100	Portland cement, white cement, whether or not artificially coloured	2.849.780	10.602.296	369.379	1.389.290
25232910	Portland cement, coloured cement	45.001.812	250.054.493	1.620.490	10.380.959
25232990	Portland cement, other than white cement and coloured cement	75.554.359	251.580.370	3.549.318	12.483.797
25233000	Aluminous cement	4.200	4.200	6.090	6.090
25239000	Slag cement, supersulphate cement and similar hydraulic cements, whether or not coloured or in the form of clinkers	2.160.921	27.896.328	150.656	1.646.859
25252000	Mica powder	-	71	-	710
25262010	Natural steatite, whether or not roughly trimmed or merely cut, by sawing or otherwise, into blocks or slabs of a rectangular (including square) shape, talc powder	3.001	14.764	1.502	14.104
25262090	Natural steatite, whether or not roughly trimmed or merely cut, by sawing or otherwise, into blocks or slabs of a rectangular (including square) shape, crushed	142	1.642	3.788	4.898
25291010	Potash feldspar, soda feldspar	194.400	648.800	88.716	267.905
25291090	Feldspar, other than potash and soda feldspar	-	40	-	20
25292200	Fluorspar, containing by weight more than 97 % of calcium fluoride	-	10.658	-	6.945
25293000	Leucite, nepheline and nepheline syenite	-	2.000	-	1.920
25302010	Kieserite	-	3.908.000	-	194.659

Tabel 3 : Ekspor Indonesia menurut Komoditi (Kode HS 8 digit)

Mei 2023

Kode H S	Uraian golongan barang	Berat bersih (Kg)		Nilai F.O.B. (U S \$)	
		Bulan ini	Kumulatif	Bulan ini	Kumulatif
(1)	(2)	(3)	(4)	(5)	(6)
25309010	Micronized zircon sand (zirconium silicate) of a kind used as an opacifier	572.000	2.184.000	1.347.241	5.092.893
25309090	Mineral substances, other than HS code 25301000 to 25309010	13.069.167	69.871.569	412.453	1.860.170
26011190	Iron ores and concentrates, other than roasted iron pyrites, non-agglomerated, other than haematite and concentrates	-	305.480.000	-	5.675.190
26011290	Iron ores and concentrates, other than roasted iron pyrites, agglomerated , other than haematite and concentrates	-	229.488.000	-	24.055.050
26030000	Copper ores and concentrates	228.800.500	1.022.735.573	620.172.174	2.886.980.787
26060000	Aluminium ores and concentrates	-	1.921.432.750	-	68.118.091
26070000	Lead ores and concentrates	2.277.680	6.803.180	3.391.648	9.707.354
26080000	Zinc ores and concentrates	5.466.380	16.421.760	4.886.989	15.662.441
26090000	Tin ores and concentrates	-	91	-	20
26151000	Zirconium ores and concentrates	7.093.552	32.317.552	13.528.893	61.849.264
26180000	Granulated slag (slag sand) from the manufacture of iron or steel	63.510.000	445.715.840	814.215	5.843.904
26190000	Slag, dross (other than granulated slag), scalings and other waste from the manufacture of iron or steel	-	23.500.000	-	1.645.000
26201100	Slag, ash and residues (other than from the manufacture of iron or steel), containing mainly zinc, hard zinc spelter	52.500	185.300	50.390	405.697
26201900	Slag, ash and residues (other than from the manufacture of iron or steel), containing mainly zinc, other than hard zinc spelter	4.512.794	20.957.440	4.623.326	22.581.594
26203000	Slag, ash and residues (other than from the manufacture of iron or steel), containing mainly copper	102.430	135.470	136.470	195.963
26204000	Slag, ash and residues (other than from the manufacture of iron or steel), containing mainly aluminium	23.590	197.060	17.693	217.835
26209910	Slag and hardhead of tin	-	10	-	5
26209990	Slag, ash and residues other than HS code 26201100 to 26209910	111.990	319.770	304.782	1.734.056
26219010	Crude potassium salts obtained in the sugar industry from residues of beet molasses	-	3	-	10
26219090	Other slag and ash, including seaweed ash (kelp) not elsewhere classified in chapter 26, other than crude potassium salts obtained in the sugar industry from residues of beet molasses	157.001	774.201	34.516	194.881
27011100	Anthracite, whether or not pulverised, but not agglomerated	-	97.281.000	-	22.866.878
27011210	Bituminous coal, whether or not pulverised, but not agglomerated, coking coal	2.179.769.000	7.432.097.000	342.059.672	1.595.250.795
27011290	Bituminous coal, whether or not pulverised, but not agglomerated, other than coking coal	3.683.703.023	18.069.295.125	505.244.382	2.987.778.364
27011900	Coal, whether or not pulverised, but not agglomerated, other than antracite and bituminous	25.751.031.354	127.371.950.758	2.161.792.911	11.832.903.477
27021000	Lignite, whether or not pulverised, but not agglomerated	11.471.667.000	57.960.827.281	742.559.415	3.915.548.859
27022000	Agglomerated lignite	321.638.000	968.186.000	22.641.681	72.956.501
27040010	Coke and semi-coke of coal	97.145.653	260.366.450	36.660.542	100.729.268
27060000	Tar distilled from coal, from lignite or from peat, and other mineral tars, whether or not dehydrated or partially distilled, including reconstituted tars	7.976.227	35.257.140	3.973.199	16.375.236
27071000	Benzol (benzene)	-	10.857.521	-	6.784.636
27074000	Naphthalene	-	732.360	-	443.506
27079910	Oils and other products of the distillation of high temperature coal tar, carbon black feedstock	-	32.001.498	-	12.160.569
27079990	Oils and other products of the distillation of high temperature coal tar, other than HS code 27071000 to 27079010	14.094.993	69.572.279	9.600.750	51.175.349
27081000	Pitch, obtained from coal tar or from other mineral tars	655.676	2.866.181	144.249	630.559
27090010	Crude petroleum oils	235.662.602	968.214.218	140.387.459	593.798.467
27090020	Condensates	40.854.466	162.667.696	25.122.903	101.798.033

Tabel 3 : Ekspor Indonesia menurut Komoditi (Kode HS 8 digit)

Mei 2023

Kode H S	Uraian golongan barang	Berat bersih (Kg)		Nilai F.O.B. (U S \$)	
		Bulan ini	Kumulatif	Bulan ini	Kumulatif
(1)	(2)	(3)	(4)	(5)	(6)
27090090	Petroleum oils obtained from bituminous minerals other than crude petroleum oils and condensates	3	183	50	240
27101223	Motor spirit, unleaded, of RON 97 and above, blended other than ethanol	-	527	-	765
27101224	Motor spirit, unleaded, of RON 90 and above but below RON 97, unblended	9.948.204	19.955.509	8.242.650	16.807.650
27101226	Motor spirit, unleaded, of RON 90 and above but below RON 97, blended other than ethanol	13.348.367	59.950.673	11.085.063	50.592.666
27101229	Motor spirit, unleaded, of below RON 90, blended other than ethanol	18.049.321	165.957.967	13.584.436	136.850.525
27101240	Tetrapropylene	-	2	-	62
27101280	Naphtha, reformates and other preparations of a kind used for blending into motor spirits	-	90.931.993	-	71.366.462
27101292	Petroleum spirit, having a flash point of less than 23°C	18	18	2.000	2.000
27101299	Petroleum spirit, having a flash point of more than 23°C	22	91	15	35
27101920	Topped crudes	650	1.020	5.010	6.921
27101930	Carbon black feedstock	5	20.046	5	53.194
27101941	Lubricating oil feedstock	14.002.329	72.692.361	16.537.987	82.964.258
27101942	Lubricating oils for aircraft engines	-	77.105	-	30.906
27101944	Lubricating greases	71.711	261.982	162.000	610.082
27101946	Lubricating oils other than HS 27101941 to 27101946	2.199.228	14.263.024	4.667.866	26.124.293
27101950	Hydraulic brake fluid	1.382	5.265	2.203	14.523
27101960	Transformer and circuit breakers oils	112.105	332.941	192.423	1.540.659
27101971	Automotive diesel fuel	57.917.054	282.439.857	38.562.422	225.516.763
27101979	Fuel oils	394.222.965	2.097.937.446	203.668.519	1.082.154.742
27101981	Aviation turbine fuel (jet fuel) having a flash point of 23°C or more	125.440	626.220	112.668	591.840
27101989	Other medium oils and preparations	86	94	162	166
27101990	Petroleum oil&oil obtain from bituminous mineral oth than crude&preparation n.e.s/incl,cont by weight ≥70% of oils mention before, these oils being the basic constituents of the preparations, not cont biodiesel&oth than waste oils, oth than hs 27101211-27101989	28.411.160	95.164.376	18.571.139	65.320.610
27102000	Petroleum oil&oil obtain from bituminous mineral oth than crude&preparations n.e.s/incl, cont by weight≥70% of oil mention before,these oil being the basic constituent of the preparation, cont biodiesel, oth than waste oil	80	179	87	169
27109900	Waste oils, other than containing polychlorinated biphenyls (PCBs), polychlorinated terphenyls (PCTs) or polybrominated biphenyls (PBBs)	40	2.007	867	5.696
27111100	Liquefied, natural gas	1.006.994.794	4.706.055.545	560.028.176	2.891.994.426
27111410	Liquefied, butanes	-	20	-	5
27111490	Liquefied, propylene, butylene and butadiene	1.400	1.400	600	600
27111900	Petroleum gases and other gaseous hydrocarbons, other than HS code 27111100 to 27111300	10.600	55.800	11.273	59.321
27112190	Natural gas, in gaseous state, other than of a kind used as a motor fuel	319.641.000	1.660.066.000	169.818.868	831.248.421
27112900	Petroleum gases and other gaseous hydrocarbons, in gaseous state , other than natural gas	86	125	110	166
27121000	Petroleum jelly	-	42.070	-	87.537
27122000	Paraffin wax containing by weight less than 0.75 % of oil	0	5.143	36	14.984
27129010	Paraffin wax containing by weight more than 0.75 % of oil	280.942	1.801.014	294.846	1.744.241
27129090	Microcrystalline petroleum wax, slack wax, ozokerite, lignite wax, peat wax, other mineral waxes, and similar products obtained by synthesis or by other processes, whether or not coloured	1.144.398	3.553.866	1.242.487	3.586.325
27131100	Petroleum coke, not calcined	58.309.143	115.495.834	13.264.083	46.562.561
27131200	Petroleum coke, calcined	2.532.460	32.656.808	2.581.296	29.291.364
27132000	Petroleum bitumen	153.450	3.334.241	102.044	1.732.919
27139000	Other residues of petroleum oils or of oils obtained from bituminous minerals, other than petroleum coke and petroleum bitumen	171.312.669	622.660.379	80.361.322	317.487.799

Tabel 3 : Ekspor Indonesia menurut Komoditi (Kode HS 8 digit)

Mei 2023

Kode H S	Uraian golongan barang	Berat bersih (Kg)		Nilai F.O.B. (U S \$)	
		Bulan ini	Kumulatif	Bulan ini	Kumulatif
(1)	(2)	(3)	(4)	(5)	(6)
27141000	Bituminous or oil shale and tar sands	-	1	-	3
27149000	Bitumen and asphalt, natural, asphaltites and asphaltic rocks	46.423	439.066	60.912	108.870
27150090	Bituminous mixtures based on natural asphalt, on natural bitumen, on petroleum bitumen, on mineral tar/on mineral tar pitch (example, bituminous mastics, cut- backs), oth than polyurethane tar coatings	-	99	-	915
28011000	Chlorine	-	2.434	-	2.748
28020000	Sulphur, sublimed or precipitated, colloidal sulphur	17.610	41.993	7.173	37.095
28030020	Acetylene black	-	54	-	17
28030041	Carbon blacks of a kind used for rubber processing, other than acetylene black	1.407.500	3.683.260	1.820.576	5.576.243
28030049	Carbon blacks not of a kind used for rubber processing, other than acetylene black	300	340	1.482	2.543
28030090	Carbon (carbon blacks and other forms of carbon not elsewhere specified or included), other than acetylene black and carbon blacks	140	3.368	3.746	21.228
28041000	Hydrogen	32.460	101.201	6.561	21.563
28042100	Rare gases, argon	58.370	659.330	31.228	298.329
28042900	Rare gases, other than argon	550	33.456	94.626	913.161
28043000	Nitrogen	492.345	1.701.816	55.569	202.347
28044000	Oxygen	39.394	408.401	4.124	43.617
28046100	Silicon, containing by weight not less than 9999 % of silicon	2	20	60	519
28046900	Silicon, other than containing by weight not less than 9999 % of silicon	2	2	5	5
28047000	Phosphorus	0	0	1	1
28051100	Alkali or alkaline-earth metals, sodium	50	202	590	2.370
28051200	Alkali or alkaline-earth metals, calcium	-	3	-	18
28051900	Alkali or alkaline-earth metals, other than sodium and calcium	25	25	5	5
28054000	Mercury	-	4.820	-	70
28080000	Nitric acid, sulphonitric acids	-	20	-	56
28092032	Food grade, phosphoric acid	-	44.599.980	-	21.866.111
28100020	Boric acids	-	1	-	25
28111100	Hydrogen fluoride (hydrofluoric acid)	-	300	-	141
28111910	Arsenic acid	-	1.400	-	6.720
28111920	Aminosulphonic acid (sulphamic acid)	1.071.695	3.448.206	777.514	2.738.626
28111990	Other inorganic acids, other than HS code 28111100 to 28111920	2	5	3	18
28112100	Carbon dioxide	-	116.745	-	17.637
28112210	Silicon dioxide, in powder form	955.400	3.915.010	1.884.239	7.188.784
28112290	Silicon dioxide, other than in powder form	156.116	1.582.027	214.476	2.337.412
28121100	Carbonyl dichloride (phosgene)	-	1	-	1
28131000	Carbon disulphide	176.010	991.170	101.206	659.842
28139000	Sulphides of non-metals, commercial phosphorus trisulphide, other than carbon disulphide	-	1	-	57
28141000	Anhydrous ammonia	100.751.912	698.197.944	26.750.373	349.084.076
28151100	Sodium hydroxide (caustic soda), solid	5	110.920	2	81.218
28151200	Sodium hydroxide (caustic soda), in aqueous solution (soda lye or liquid soda)	2.896.619	51.546.388	1.032.814	14.287.095
28152000	Potassium hydroxide (caustic potash)	-	75	-	187
28161000	Hydroxide and peroxide of magnesium	2	8	2	9
28170010	Zinc oxide	1.160.700	7.005.400	3.298.489	21.378.885
28181000	Artificial corundum, whether or not chemically defined	-	1.990	-	6.956
28182000	Aluminium oxide, other than artificial corundum	141.692.935	813.957.781	53.995.960	297.565.947
28183000	Aluminium hydroxide	10.824.835	39.268.715	2.875.181	10.459.116
28209000	Manganese oxides, other than manganese dioxide	150.000	399.850	105.425	350.154
28211000	Iron oxides and hydroxides	33.281	411.229	9.212	135.301
28212000	Earth colours containing 70 % or more by weight of combined iron evaluated as Fe2O3	28	28	399	403
28230000	Titanium oxides	-	1.782.000	-	1.319.396

Tabel 3 : Ekspor Indonesia menurut Komoditi (Kode HS 8 digit)

Mei 2023

Kode H S	Uraian golongan barang	Berat bersih (Kg)		Nilai F.O.B. (U S \$)	
		Bulan ini	Kumulatif	Bulan ini	Kumulatif
(1)	(2)	(3)	(4)	(5)	(6)
28251000	Hydrazine and hydroxylamine and their inorganic salts	56.900	413.901	192.205	1.613.761
28253000	Vanadium oxides and hydroxides	-	1	-	48
28259000	Hydrazine and hydroxylamine and their inorganic salts, other inorganic bases, other metal oxides, hydroxides and peroxides, other than hs code 28251000 to 28258000	1.778.820	3.538.820	432.662	626.662
28261200	Fluorides, of aluminium	394.000	2.794.000	444.160	3.021.160
28261900	Fluorides, other than of aluminium	-	100	-	3.612
28271000	Ammonium chloride	-	150	-	525
28272010	Calcium chloride, containing 73 % - 80 % by weight	-	530	-	2.830
28272090	Calcium chloride, containing < 73 % and > 80 % by weight	73.021	464.466	192.949	1.365.513
28273100	Chlorides other than ammonium chloride and calcium chloride, of magnesium	10	10	35	35
28273200	Chlorides other than ammonium chloride and calcium chloride, of aluminium	807.540	1.631.420	478.676	1.036.305
28273920	Chlorides other than ammonium chloride and calcium chloride, of iron	270	3.533	1.350	4.562
28273990	Chlorides other than ammonium chloride and calcium chloride, other than HS code 28271000 to 28273990	0	0	0	0
28274100	Chloride oxides and chloride hydroxides, of copper	7.680	42.720	59.536	327.200
28274900	Chloride oxides and chloride hydroxides, other than of copper	253.060	515.460	103.347	269.233
28275900	Bromides and bromide oxides, other than bromides of sodium or of potassium	-	78.485	-	398.296
28276000	Iodides and iodide oxides	-	76	-	11.679
28281000	Commercial calcium hypochlorite and other calcium hypochlorites	125	225	50	110
28289090	Hypochlorites, other than sodium hypochlorite, chlorites, hypobromites	1	1.356	45	697
28291100	Chlorates, of sodium	-	13	-	5
28299090	Perchlorates other than sodium, bromates and perbromates, iodates and periodates	4.560	9.630	14.546	25.112
28321000	Sodium sulphites	41.300	78.653	18.546	34.421
28322000	Sulphites, other than sodium sulphites	-	54.432	-	318.000
28323000	Thiosulphates	250	250	715	715
28331100	Disodium sulphate	2.699.240	9.683.328	330.826	1.212.426
28331900	Sodium sulphates , other than disodium sulphate	2.135.501	5.903.055	223.969	657.490
28332100	Sulphates of magnesium	-	2.625	-	1.969
28332210	Sulphates of aluminium, commercial grade	100.500	560.500	18.288	106.410
28332290	Sulphates of aluminium, not commercial grade	1.347.401	11.043.405	294.556	2.530.904
28332400	Sulphates of nickel	216.000	216.000	838.996	838.996
28332700	Sulphates of barium	1	189.002	1	12.092
28332920	Tribasic lead sulphate	25.000	25.000	23.500	23.500
28342100	Nitrates, of potassium	40.000	40.000	9.600	9.600
28342910	Nitrates, of bismuth	-	1	-	74
28352200	Phosphates, of mono or disodium	1	126	10	641
28352400	Phosphates, of potassium	-	1.927	-	8.741
28352590	Calcium hydrogenorthophosphate ("dicalcium phosphate"), other than feed grade	2	9.605	2	1.750
28352600	Phosphates of calcium other than calcium hydrogenorthophosphate	-	3.225	-	2.840
28352910	Phosphates, of trisodium	-	650	-	2.670
28353110	Sodium triphosphate (sodium tripolyphosphate), food grade	2	42	2	522
28353190	Sodium triphosphate (sodium tripolyphosphate), other than food grade	21.400	43.375	35.936	76.189
28353990	polyphosphates, other than sodium triphosphate (sodium tripolyphosphate) and tetrasodium pyrophosphate	100	100	46	46
28362000	Disodium carbonate	284.000	3.088.874	121.600	1.567.898
28363000	Sodium hydrogencarbonate (sodium bicarbonate)	100	12.749	42	33.445
28364000	Potassium carbonates	6.383	7.765	8.472	11.886
28365090	Calcium carbonate, other than food or pharmaceutical grade	194.150	1.261.255	79.675	478.469
28369200	Strontium carbonate	7.382	7.383	8.674	8.675

Tabel 3 : Ekspor Indonesia menurut Komoditi (Kode HS 8 digit)

Mei 2023

Kode H S	Uraian golongan barang	Berat bersih (Kg)		Nilai F.O.B. (U S \$)	
		Bulan ini	Kumulatif	Bulan ini	Kumulatif
		(1)	(2)	(3)	(4)
28369910	Commercial ammonium carbonate	-	16.000	-	31.766
28391100	Sodium metasilicates	-	750	-	386
28391920	Sodium orthosilicate, sodium pyrosilicate	1.389.000	4.157.880	455.692	1.445.994
28391990	Silicates of sodium, other than sodium orthosilicate and sodium pyrosilicate	312.000	1.944.001	106.102	638.903
28399000	Silicates, commercial alkali metal silicates, other than sodium	44.462	161.551	38.281	125.772
28401900	Disodium tetraborate (refined borax), other than anhydrous	3	5	2	22
28402000	Borates, peroxoborates (perborates), other than disodium tetraborate (refined borax)	-	20.000	-	22.288
28417000	Molybdates	-	1	-	372
28421000	Double or complex silicates, including aluminosilicates whether or not chemically defined	206	33.845	610	2.568
28432100	Silver nitrate	-	3	-	19.800
28432900	Silver compounds, other than silver nitrate	18.802	42.202	32.667	78.911
28433000	Gold compounds	37	146	1.693.012	6.382.481
28444100	Tritium and its compounds, alloys, dispersions (including cermets), ceramic products and mixtures containing tritium or its compounds	-	46	-	346
28444300	Other radioactive elements and isotopes and compounds, other alloys, dispersions (including cermets), ceramic products and mixtures containing these elements, isotopes or compounds	1	244	40	3.743
28444400	Radioactive residues	174	785	1.500	3.616
28470010	Hydrogen peroxide, whether or not solidified with urea, in liquid form	18.000	72.703	14.606	57.306
28470090	Hydrogen peroxide, whether or not solidified with urea, not in liquid form	1.823.374	8.176.043	1.157.840	5.183.595
28491000	Carbides of calcium, whether or not chemically defined	-	420.210	-	192.978
28492000	Carbides of silicon, whether or not chemically defined	177	499	322	1.193
28499000	Carbides other than calcium and silicon, whether or not chemically defined	-	109	-	4.136
28539010	Demineralized waters	-	2.826	-	1.480
28539090	Phosphides, w.o.n chemically define, excl ferrophosphorus, oth inorganic compounds (incl distilled/conductivity water & water of similar purity), liquid air (w.o.n rare gases have been remove), compress air, amalgams, oth than amalgams of precious metals, oth than hs code 28529010-28529020	2.686	11.853	3.352	14.949
29012100	Ethylene, unsaturated	-	3.500.083	-	3.349.500
29012300	Butene (butylene) and isomers thereof, unsaturated	5.641.795	31.581.509	4.176.365	27.336.428
29012400	Buta-1,3-diene and isoprene, unsaturated	1.709.634	1.709.634	1.296.330	1.296.330
29012990	Acyclic hydrocarbons, unsaturated, other than HS code 29012100 to 29012990	-	973	-	15.071
29021100	Cyclohexane	450	1.362	1.062	2.854
29021900	Cyclanes, cyclenes & cycloterpenes, other than cyclohexane	46.750	388.758	127.366	1.145.658
29022000	Benzene	10.488.514	10.488.514	8.784.235	8.784.235
29024100	O-Xylene	-	179	-	202
29024400	Mixed xylene isomers	-	69.600	-	242.432
29025000	Styrene	236.510	7.113.867	269.889	7.832.107
29026000	Ethylbenzene	45.900	76.500	175.530	296.435
29029010	Dodecylbenzene	23.500	23.500	27.545	27.545
29029090	Cyclic hydrocarbons, other than HS 29021100-29029020	125.721	279.882	406.731	1.079.853
29031190	Chloroethane (ethyl chloride)	436	1.140	1.359	2.439
29031200	Dichloromethane (methylene chloride)	-	7.735	-	5.132
29031500	Ethylene dichloride (ISO) (1,2-dichloroethane)	27.296.530	143.396.293	8.877.147	87.410.206
29032100	Vinyl chloride (chloroethylene)	3.400.776	29.024.270	2.183.298	19.605.240
29032200	Trichloroethylene	-	22.400	-	63.392
29032900	Unsaturated chlorinated derivatives of acyclic hydrocarbons, other than HS 29032100-29032300	-	369	-	2.800
29034100	Trifluoromethane (HFC-23)	2	2	223	223

Tabel 3 : Ekspor Indonesia menurut Komoditi (Kode HS 8 digit)

Mei 2023

Kode H S	Uraian golongan barang	Berat bersih (Kg)		Nilai F.O.B. (U S \$)	
		Bulan ini	Kumulatif	Bulan ini	Kumulatif
(1)	(2)	(3)	(4)	(5)	(6)
29034700	1,1,1,3,3-Pentafluoropropane (HFC-245fa) and 1,1,2,2,3-pentafluoropropane (HFC-245ca)	-	500	-	5.000
29034900	Saturated fluorinated derivatives of acyclic hydrocarbons, other than HS 29034100-29034800	12	12	51	51
29037900	Halogenated derivatives of acyclic hydrocarbons containing two or more different halogens, other than HS 29037100-29037800	-	420	-	400
29039900	Halogenated derivatives of aromatic hydrocarbons, other than HS 29039100-29039400	-	6.210	-	29.399
29041000	Derivatives containing only sulpho groups, their salts and ethyl esters	-	66.000	-	92.480
29043100	Perfluorooctane sulphonic acid	-	22	-	17
29051100	Methanol (methyl alcohol)	19.648.615	47.053.022	4.988.607	11.786.475
29051200	Propan-1-ol (propyl alcohol) and propan-2-ol (isopropyl alcohol)	26	1.018	6.001	7.530
29051300	Butan-1-ol (n-butyl alcohol)	26.400	287.272	31.852	344.592
29051400	Other butanols	1.049.724	4.953.307	979.392	4.290.512
29051600	Octanol (octyl alcohol) and isomers thereof	8.923.735	38.703.692	12.960.783	57.749.401
29051700	Dodecan-1-ol (lauryl alcohol), hexadecan-1-ol (cetyl alcohol) and octadecan-1-ol (stearyl alcohol)	5.943.677	21.993.686	8.380.336	32.760.938
29051900	Saturated monohydric alcohols, other than HS 29051100-29051700	1.294.577	5.283.609	4.117.523	18.180.840
29052200	Acyclic terpene alcohols	465	531	12.115	14.903
29052900	Unsaturated monohydric alcohols other than acyclic terpene alcohols	65.906	108.373	283.747	517.378
29053100	Ethylene glycol (ethanediol)	36.002	8.769.307	32.897	4.154.601
29053200	Propylene glycol (propane1,2diol)	23.080	68.958	2.308	6.945
29053900	Diols other than ethylene glycol (ethanediol) & propylene glycol (propane 1, 2 diol)	8	3.372	30	19.208
29054300	Mannitol	-	10.350	-	119.183
29054400	D-glucitol (sorbitol)	4.562.546	17.165.715	3.946.091	15.243.482
29054500	Glycerol	71.931.623	373.892.788	39.893.474	213.721.139
29054900	Polyhydric alcohols, other than HS 29054100-29054500	-	2.377	-	26.649
29055900	Halogenated, sulphonated, nitrated or nitrosated derivatives of acyclic alcohols, other than Ethchlorvynol	-	4.636	-	2.967
29061100	Menthol	1.791	4.160	51.981	106.898
29061300	Sterols and inositols	-	19.000	-	351.610
29061900	Cyclanic, cyclenic or cycloterpenic, other than Menthol, Cyclohexanol, methylcyclohexanols and dimethylcyclohexanols, Sterols and inositols	5.720	6.205	85.419	101.791
29062100	Benzyl alcohol	3.200	4.801	7.904	12.290
29062900	Cyclic alcohol, aromatic, other than Benzyl alcohol	-	5.333	-	32.350
29071100	Phenol (hydroxybenzene) and its salts	15.670	50.407	120.215	498.105
29071200	Cresols and their salts	-	10	-	195
29071300	Octylphenol, nonylphenol and their isomers, salts thereof	134.440	622.480	240.404	1.132.357
29071900	Monophenols, other than HS 29071100-29071500	110	3.130	17.320	34.767
29072300	4,4'-Isopropylidenediphenol (bisphenol A, diphenylolpropane) and its salts	-	96.000	-	244.276
29072990	Polyphenols, other than HS 29072100-29072300	540	540	12.695	12.695
29081900	Halogenated, sulphonated, nitrated or nitrosated derivatives of phenols or phenol-alcohols, Derivatives containing only halogen substituents and their salts, other than Pentachlorophenol (ISO)	-	60	-	297
29089900	Halogenated, sulphonated, nitrated or nitrosated derivatives of phenols or phenol-alcohols, other than HS 29081100-29089200	113.200	302.800	190.179	494.919
29091900	Acyclic ethers and their halogenated, sulphonated, nitrated or nitrosated derivatives, other than Diethyl ether	2.630.694	17.802.846	2.604.020	18.331.606
29093000	Aromatic ethers and their halogenated, sulphonated, nitrated or nitrosated derivatives	23.659	163.895	264.214	1.956.140
29094100	2,2'-Oxydiethanol (diethylene glycol, digol)	37.970	117.988	38.948	121.382
29094300	Monobutyl ethers of ethylene glycol or of diethylene glycol	-	3.333	-	13.283

Tabel 3 : Ekspor Indonesia menurut Komoditi (Kode HS 8 digit)

Mei 2023

Kode H S	Uraian golongan barang	Berat bersih (Kg)		Nilai F.O.B. (U S \$)	
		Bulan ini	Kumulatif	Bulan ini	Kumulatif
(1)	(2)	(3)	(4)	(5)	(6)
29094400	Monoalkylethers of ethylene glycol or of diethylene glycol other than monobutyl ethers	-	580	-	974
29094900	Ether-alcohols and their halogenated, sulphonated, nitrated or nitrosated derivatives, other than HS 29094100-29094400	2.070	15.939	9.806	85.670
29095000	Ether-phenols, ether-alcohol-phenols and their halogenated, sulphonated, nitrated or nitrosated derivatives	184.825	564.022	3.171.524	9.722.486
29096000	Alcohol peroxides, ether peroxides, acetal and hemiacetal peroxides, ketone peroxides and their halogenated, sulphonated, nitrated or nitrosated derivatives	310.360	1.145.549	933.837	3.632.308
29101000	Oxirane (ethylene oxide)	-	5.382	-	10.350
29109000	Epoxides, epoxyalcohols, epoxyphenols and epoxyethers, with a three-membered ring, and their halogenated, sulphonated, nitrated or nitrosated derivatives, other than HS 29101000-29109000	-	15	-	258
29110000	Acetals and hemiacetals, whether or not with other oxygen function, and their halogenated, sulphonated, nitrated or nitrosated derivatives	540	653	13.003	17.179
29121100	Methanal (formaldehyde)	120.000	599.000	35.111	162.456
29121900	Acyclic aldehydes without other oxygen function, other than Methanal (formaldehyde) and Ethanal (acetaldehyde)	1.939	86.870	24.058	646.544
29122900	Cyclic aldehydes without other oxygen function, other than Benzaldehyde	857	8.285	119.578	175.741
29124100	Vanillin (4-hydroxy-3-methoxybenzaldehyde)	46.651	69.857	2.735.307	4.083.624
29124200	Ethylvanillin (3-ethoxy-4-hydroxybenzaldehyde)	-	6.000	-	123.671
29124910	Aldehyde-alcohols	-	4.210	-	89.930
29124990	Aldehyde-alcohols, aldehyde-ethers, aldehyde-phenols and aldehydes with other oxygen function, other than HS 29124100-29124910	-	21.490	-	57.045
29126000	Paraformaldehyde	1.262.000	5.566.425	1.167.681	4.845.209
29141300	4-Methylpentan-2-one (methyl isobutyl ketone)	-	165	-	215
29141900	Acyclic ketones without other oxygen function, other than HS 29141100-29141300	12.004	34.854	33.331	150.010
29142200	Cyclohexanone and methylcyclohexanones	-	74	-	769
29142300	Ionones and methylionones	360	4.685	7.142	58.233
29142910	Camphor	237	3.409	65	16.069
29142990	Cyclanic, cyclenic or cycloterpenic ketones without other oxygen function, other than HS 29142200-29142910	-	11.536	-	296.634
29143900	Aromatic ketones without other oxygen function, other than phenylacetone (phenylpropan-2-one)	2.700	5.937	39.177	83.387
29144000	Ketone-alcohols and ketone-aldehydes	250	865	3.775	7.266
29145000	Ketone-phenols and ketones with other oxygen function	80	402	38.565	117.234
29147900	Halogenated, sulphonated, nitrated or nitrosated derivatives, other than chlordecone (ISO)	-	1	-	3
29151100	Formic acid	-	12.600	-	9.560
29151200	Salts of formic acid	10.000	10.000	6.400	6.400
29151300	Esters of formic acid	-	76	-	14.321
29152100	Acetic acid	75	3.615	667	7.734
29152910	Sodium acetate, cobalt acetates	-	601	-	1.940
29153100	Ethyl acetate	10	445	268	993
29153200	Vinyl acetate	-	15.000	-	21.168
29153910	Isobutyl acetate	270	270	1.294	1.294
29153990	Esters of acetic acid, other than HS 29153100-29153920	10.185	28.096	171.459	539.174
29155000	Propionic acid, its salts and esters	6	807	1.372	18.639
29156000	Butanoic acids, pentanoic acids, their salts and esters	942	1.950	7.294	24.978
29157010	Palmitic acid, its salts & esters	17.922.909	84.018.803	18.992.153	89.278.851
29157020	Stearic acid	2.714.535	6.908.753	3.165.094	8.170.676
29157030	Salts & esters of stearic acid	520.524	1.541.168	722.478	2.191.926
29159020	Lauric acid, myristic acid, their salts & esters	16.969.196	129.711.637	16.897.299	129.740.656
29159030	Caprylic acid, its salts & esters	178.624	3.036.122	382.282	9.181.306
29159040	Capric acid, its salts & esters	54.405	2.422.370	359.640	10.700.879

Tabel 3 : Ekspor Indonesia menurut Komoditi (Kode HS 8 digit)

Mei 2023

Kode H S	Uraian golongan barang	Berat bersih (Kg)		Nilai F.O.B. (U S \$)	
		Bulan ini	Kumulatif	Bulan ini	Kumulatif
(1)	(2)	(3)	(4)	(5)	(6)
29159090	Saturated acyclic monocarboxylic acids and their anhydrides, halides, peroxides and peroxyacids, their halogenated, sulphonated, nitrated or nitrosated derivatives, other than HS 29151100-29159040	1.331.059	6.838.948	4.039.949	21.715.223
29161100	Acrylic acid and its salts, unsaturated	7.176.975	20.284.176	6.466.373	19.063.667
29161200	Esters of acrylic acid, unsaturated	3.123.554	13.501.292	4.523.405	19.105.907
29161410	Methyl methacrylate, unsaturated	982.680	2.828.480	755.830	2.461.931
29161490	Esters of methacrylic acid, other than methyl methacrylate, unsaturated	2.460	8.082	23.715	49.866
29161500	Oleic, linoleic or linolenic acids, their salts and esters, unsaturated	334.185	904.314	485.876	1.360.933
29161900	Unsaturated acyclic monocarboxylic acid,their anhydride,halide,peroxide/xyacid&their derivativ,oth 2916.11.00-2916.16.00	62.001	127.499	399.588	727.601
29162000	Cyclanic, cyclenic or cycloterpenic monocarboxylic acids, their anhydrides, halides, peroxides, peroxyacids and their derivatives	100	320	29.196	74.639
29163100	Benzoic acid, its salts and esters	16.704	18.053	40.833	47.879
29163210	Benzoyl peroxide	52.880	233.989	157.301	791.232
29163910	2,4-Dichlorophenyl acetic acid and its salts and esters	-	1	-	253
29163920	Esters of phenylacetic acid	181	361	2.590	5.145
29163990	Aromatic monocarboxylic acids, their anhydrides, halides, peroxides, peroxyacids and their derivatives, other than HS 29163100-29163920	2.180	3.242	26.745	118.130
29171290	Adipic acid, its salts and esters, other than Dioctyl adipate	360	367	1.044	1.192
29171400	Maleic anhydride	-	66.970	-	70.387
29171900	Acyclic polycarboxylic acids, their anhydrides, halides, peroxides, peroxyacids and their derivatives, other than HS 29171100-29171400	10.300	94.466	20.272	154.519
29173410	Dibutyl orthophthalates	-	8.800	-	14.095
29173490	Esters of orthophthalic acid, other than Dioctyl orthophthalates, Dinonyl or didecyl orthophthalates, Dibutyl orthophthalates	-	1.000	-	3.284
29173600	Terephthalic acid and its salts	13.762.600	34.803.193	10.950.721	27.423.080
29173920	Phthalic compounds of a kind used as plasticisers and esters of phthalic anhydride other than trioctyltrimellitate	17.600	52.800	35.392	106.051
29173990	Aromatic polycarboxylic acids, their anhydrides, halides, peroxides, peroxyacids and their derivatives, other than HS 29173200-29173920	-	19	-	4
29181100	Lactic acid, its salts and esters	230	23.919	1.932	74.467
29181200	Tartaric acid	20	21	203	213
29181300	Salts and esters of tartaric acid	13	13	277	277
29181400	Citric acid	2.957	6.164	10.800	25.357
29181510	Calcium citrate	-	3	-	5
29181590	Salts and esters of citric acid, other than calcium citrate	681	3.234	1.005	7.789
29181600	Gluconic acid, its salts and esters	-	600	-	2.486
29181900	Carboxylic acids with alcohol function but without other oxygen function, their anhydrides, halides, peroxides, peroxyacids and their derivatives, other than HS 29181100-29181800	-	5.800	-	30.434
29182300	Esters of salicylic acid and their salts, other than o-Acetylsalicylic acid, its salts and esters	100.000	100.026	217.000	217.158
29182990	Carboxylic acids with phenol function but without other oxygen function, their anhydrides, halides, peroxides, peroxyacids and their derivatives, other than HS 29182100-29182910	-	725	-	29.175
29183000	Carboxylic acids with aldehyde or ketone function but without other oxygen function, their anhydrides, halides, peroxides, peroxyacids and their derivatives	-	277	-	15.173

Tabel 3 : Ekspor Indonesia menurut Komoditi (Kode HS 8 digit)

Mei 2023

Kode H S	Uraian golongan barang	Berat bersih (Kg)		Nilai F.O.B. (U S \$)	
		Bulan ini	Kumulatif	Bulan ini	Kumulatif
(1)	(2)	(3)	(4)	(5)	(6)
29189900	Carboxylic acids with additional oxygen function & their anhydrides, halides, peroxides & peroxyacids, their halogenated, sulphonated, nitrated/nitrosated derivatives, oth than HS 29181100-29189100	100	3.103	905	38.511
29199000	Phosphoric esters and their salts, including lactophosphates, their halogenated, sulphonated, nitrated or nitrosated derivatives other than Tris(2,3-dibromopropyl) phosphate	8.000	8.008	29.690	29.699
29202900	Phosphite esters and their salts, their halogenated, sulphonated, nitrated or nitrosated derivatives, other than dimethyl phosphite, diethyl phosphite, trimethyl phosphite, triethyl phosphite	-	318	-	10.891
29209000	Esters of other inorganic acids of non-metals (excluding esters of hydrogen halides) & their salts, their halogenated, sulphonated, nitrated/nitrosated derivatives, other than HS 29201100-29203000	58.610	257.402	582.061	2.290.259
29211100	Methylamine, di- or trimethylamine and their salts	3.325	14.575	24.486	123.956
29211900	Acyclic monoamines and their derivatives, salts thereof, other than HS 29211100-29211400	-	0	-	271
29212100	Ethylenediamine and its salts	-	28	-	44
29212200	Hexamethylenediamine and its salts	-	640	-	1.889
29212900	Acyclic polyamines and their derivatives, salts thereof, other than Ethylenediamine and its salts and Hexamethylenediamine and its salts	14.400	29.200	60.102	126.072
29214200	Aniline derivatives and their salts	18	131	25	216
29215900	Aromatic polyamines and their derivatives, salts thereof, other than o-, m-, p-Phenylenediamine, diaminotoluenes and their derivatives, salts thereof	4	707	13	4.254
29221100	Monoethanolamine and its salts	2.400	10.400	3.969	18.394
29221500	Triethanolamine	-	0	-	0
29221920	D-2-Amino-n-butyl-alcohol	2.632	5.264	7.975	15.502
29222100	Aminohydroxynaphthalenesulphonic acids and their salts	-	5	-	246
29222900	Amino-naphthols & oth amino-phenols, oth than those containing more than one kind of oxygen function, their ethers & esters, salts thereof, oth than Aminohydroxynaphthalenesulphonic acids & their salts	-	0	-	0
29224100	Lysine and its esters, salts thereof	4.230.885	30.543.110	4.947.410	30.858.748
29224210	Glutamic acid	1.750	1.750	5.068	5.068
29224220	Monosodium glutamate (MSG)	9.516.857	42.855.151	17.926.688	78.469.015
29224290	Salts, other than Glutamic acid & Monosodium glutamate (MSG)	-	5.134	-	38.891
29224900	Amino-acids, other than those containing more than one kind of oxygen function, and their esters, salts thereof, other than HS 29224100-29224400	911.105	1.639.258	3.178.544	5.376.486
29225010	p-Aminosalicylic acid and its salts, esters and other derivatives	-	25.920	-	46.421
29232011	Lecithins of vegetables	1	1	1	1
29232019	Lecithins of non vegetables	-	31	-	1.647
29232090	Phosphoaminolipids	5.880	7.640	7.528	12.211
29239000	Quaternary ammonium salts and hydroxides, lecithins and other phosphoaminolipids, whether or not chemically defined, other than HS 29231000-29234000	92.360	437.058	176.901	829.880
29241990	Acyclic amides (including acyclic carbamates) and their derivatives, salts thereof, other than HS 29241100-29241910	337.280	1.173.405	913.218	2.855.363
29242910	Aspartame	1.000	1.001	11.500	11.501
29242930	Acetaminophen (paracetamol), salicylamide, ethoxybenzamide	17.006	17.293	63.066	65.112
29242990	Cyclic amides (including cyclic carbamates) and their derivatives, salts thereof, other than HS 29242110 - 29242930	2.400	2.600	15.120	122.388
29251100	Saccharin and its salts	-	100	-	1.020

Tabel 3 : Ekspor Indonesia menurut Komoditi (Kode HS 8 digit)

Mei 2023

Kode H S	Uraian golongan barang	Berat bersih (Kg)		Nilai F.O.B. (U S \$)	
		Bulan ini	Kumulatif	Bulan ini	Kumulatif
		(1)	(2)	(3)	(4)
29252900	Imines and their derivatives, salts thereof, other than Chlordimeform (ISO)	320.459	1.198.811	1.384.143	5.665.584
29262000	1-Cyanoguanidine (dicyandiamide)	-	25	-	603
29270010	Azodicarbonamide	1.515.953	7.529.562	5.762.443	29.025.133
29270090	Diazo-, azo- or azoxy-compounds other than Azodicarbonamide	6.100	17.600	21.503	64.053
29280090	Organic derivatives of hydrazine or of hydroxylamine other than Linuron	32.736	86.582	37.692	101.282
29291010	Diphenylmethane diisocyanate (MDI)	-	551	-	11.880
29291020	Toluene diisocyanate	-	209.000	-	506.763
29291090	Isocyanates other than Diphenylmethane diisocyanate (MDI) and Toluene diisocyanate	45.205	223.424	268.957	1.492.022
29299010	Sodium cyclamate	22.726	96.731	10.292	143.749
29299090	Compounds with other nitrogen function other than Isocyanates and Cyclamates	54.000	367.250	135.725	874.399
29302000	Thiocarbamates and dithiocarbamates	-	219.450	-	1.101.479
29307000	Bis(2-hydroxyethyl)sulfide (thiodiglycol)	-	1	-	1
29309010	Dithiocarbonates	2	20.702	98	161.558
29309090	Organo-sulphur compounds, other than HS 29301000-29309010	121.219	452.016	2.164.375	7.961.146
29311010	Tetramethyl lead	-	1.930	-	28.850
29314920	Salts of N-(phosphonomethyl) glycine	0	0	5	5
29314990	Non-halogenated organo-phosphorous derivatives, other than HS 29314100-29314920	-	1.600	-	3.344
29319041	Organoarsenic compounds, in liquid form	8.520	9.485	2.056	31.006
29319049	Organoarsenic compounds, other than in liquid form	20.000	20.000	20.000	20.000
29319050	Dimethyltin dichloride	-	6.000	-	15.868
29319090	Organo-inorganic compounds other than HS 29311010-29319050	211.835	553.022	1.683.838	3.968.070
29321300	Furfuryl alcohol and tetrahydrofurfuryl alcohol	-	84	-	2.523
29321400	Sucralose	-	24.100	-	1.015.226
29321900	Compounds containing an unfused furan ring (whether or not hydrogenated) in the structure, other than HS 29321100-29321400	1	1.138	1.811	119.986
29322010	Coumarin (1,2-Benzopyrone), methylcoumarins and ethylcoumarins	-	4.500	-	62.123
29322090	Lactones, other than coumarin (1,2-Benzopyrone), methylcoumarins and ethylcoumarins	217	410	56.596	109.570
29329900	Heterocyclic compounds with oxygen hetero-atom(s) only, other than HS 29321100-29329600	191	374	5.539	10.159
29332100	Hydantoin and its derivatives	132.026	391.751	276.867	817.572
29332900	Compounds containing an unfused imidazole ring (whether or not hydrogenated) in the structure, other than Hydantoin and its derivatives	289.113	944.229	1.614.795	5.504.130
29333910	Chlorpheniramine and isoniazid	-	350	-	9.560
29333990	Compounds containing an unfused pyridine ring (whether or not hydrogenated) in the structure, other than HS29333100-29333930	1.013	1.013	55.213	55.213
29334910	Dextromethorphan	5	5	335	335
29335910	Diazinon	30.228	83.127	51.335	152.111
29335990	Compounds containing a pyrimidine ring (whether or not hydrogenated) or piperazine ring in the structure, other than HS 29335200-29335910	2.000	11.220	76.000	122.437
29336900	Compounds containing an unfused triazine ring (whether or not hydrogenated) in the structure, other than melamine	5.400	238.994	19.316	727.744
29337900	Lactams, other than 6-Hexanelactam (epsilon-caprolactam) and Clobazam and methyprylon	-	156	-	21.913
29339910	Mebendazole and parbendazole	-	179	-	9.583
29339990	Heterocyclic compounds with nitrogen hetero-atom(s) only, other than HS 29331100-29339910	4.150.402	18.300.106	24.703.148	108.063.213
29341000	Compounds containing an unfused thiazole ring (whether or not hydrogenated) in the structure	-	0	-	5.022

Tabel 3 : Ekspor Indonesia menurut Komoditi (Kode HS 8 digit)

Mei 2023

Kode H S	Uraian golongan barang	Berat bersih (Kg)		Nilai F.O.B. (U S \$)	
		Bulan ini	Kumulatif	Bulan ini	Kumulatif
(1)	(2)	(3)	(4)	(5)	(6)
29342000	Compounds containing in the structure a benzothiazole ring-system (whether or not hydrogenated), not further fused	500	1.100	2.125	5.339
29349910	Nucleic acids and their salts	821.502	4.656.322	5.433.082	31.663.209
29349920	Sultones, sultams, diltiazem	232	1.328	69.496	492.216
29349930	6-Aminopenicillanic acid	250	1.050	368	1.480
29349990	Nucleic acids and their salts, whether or not chemically defined, other heterocyclic compounds, other than HS 29341000-29349950	105.074	565.534	1.819.262	11.095.100
29359000	Sulphonamides other than HS 29351000-29355000	53.460	291.595	716.825	4.102.847
29362100	Vitamin A and their derivatives	60	788	2.289	47.780
29362300	Vitamin B2 and its derivatives	-	1.960	-	27.440
29362400	D- or DL-Pantothenic acid (Vitamin B5) and its derivatives	-	8.210	-	208.639
29362600	Vitamin B12 and its derivatives	225	675	21.809	63.503
29362700	Vitamin C and its derivatives	267	2.098	2.901	15.413
29362800	Vitamin E and its derivatives	57.557	63.294	894.433	1.667.288
29362900	Vitamins and their derivatives, unmixed, other than HS 29362100-29362800	9.768	33.258	73.679	406.358
29369000	Provitamins and vitamins, natural or reproduced by synthesis (including natural concentrates), other than HS 29362100-29362900	4.943	62.956	7.034	232.929
29371900	Polypeptide hormones, protein hormones and glycoprotein hormones, their derivatives and structural analogues, other than Somatotropin, its derivatives and structural analogues and Insulin & its salts	20	217	4.299	5.838
29372900	Steroidal hormones, their derivatives and structural analogues, other than HS 29372100-29372300	-	75	-	93.750
29389000	Glycosides, natural or reproduced by synthesis, and their salts, ethers, esters and other derivatives, other than Rutoside (rutin) and its derivatives	18.268	64.484	94.032	341.867
29392010	Quinine and its salts	2.255	25.641	228.075	2.727.235
29392090	Alkaloids of cinchona and their derivatives, salts thereof, other than Quinine and its salts	1	1	5	12
29393000	Caffeine and its salts	103	434	5.151	19.929
29394100	Ephedrine and its salts	-	0	-	0
29394200	Pseudoephedrine and its salts	-	0	-	2
29394400	Norephedrine and its salts	-	2.450	-	142.100
29400000	Sugars, chemically pure other than sucrose, lactose, maltose, glucose, & fructose	1.368.226	6.221.706	1.350.221	6.062.983
29411011	Amoxicillin & its salts, Non-sterile	-	12.750	-	285.938
29411019	Amoxicillin & its salts, Sterile	3	3	50	50
29411090	Penicillins and their derivatives with a penicillanic acid structure, salts thereof, other than Amoxicillin and Ampicillin	623	4.773	84.536	87.300
29415000	Erythromycin and its derivatives, salts thereof	105	105	2.969	2.969
29419000	Antibiotics, n.e.c. in heading 2941	32	820	178	73.242
29420000	Organic compounds, n.e.c. in chapter 29	88.195	199.715	547.154	1.289.396
30012000	Extracts of glands or other organs or of their secretions	-	2	-	12
30019000	Heparin and its salts, other human/animal substance prepared for therapeutic/prophylactic uses, not elsewhere specified/included	5	14	2	352
30021210	Antisera, plasma protein solutions, haemoglobin powder	-	5	-	7
30021290	Antisera and other blood fractions, other than antisera, plasma protein solutions, haemoglobin powder	1.084	6.686	3.927.406	9.988.801
30021400	Immunological products, mixed, not put up in measured doses or in forms or packings for retail sale	-	44	-	14
30021500	Immunological products, put up in measured doses or in forms or packings for retail sale	-	2	-	43
30024110	Tetanus toxoid	-	4	-	14
30024120	Pertussis, measles, meningitis or polio vaccines	37.006	95.824	7.457.585	16.358.979
30024190	Vaccines for human medicine other than tetanus toxoid, pertussis, measles, meningitis or polio vaccines	9.965	30.726	5.508.556	16.521.789
30024200	Vaccines for veterinary medicine	43.149	204.656	1.247.997	6.144.822

Tabel 3 : Ekspor Indonesia menurut Komoditi (Kode HS 8 digit)

Mei 2023

Kode H S	Uraian golongan barang	Berat bersih (Kg)		Nilai F.O.B. (U S \$)	
		Bulan ini	Kumulatif	Bulan ini	Kumulatif
(1)	(2)	(3)	(4)	(5)	(6)
30024900	Vaccines oth than for human medicine and veterinary medicine	11	21	27	61
30025900	Cell cultures, whether or not modified, other than cell therapy products	-	0	-	10
30029000	Human blood, animal blood prepared for therapeutic, prophylactic or diagnostic uses for oth than sub heading 300212-300259	624	54.611	13.989	234.436
30031090	Medicaments cont. penicillins/deriv, with penicillanic acid structure/streptomycins, other than cont. amoxicillin&icillin	13.015	53.039	181.335	641.352
30032000	Medicaments cont. antibiotic, consist of 2 constituent mix for therapeutic/prophylactic, not in measured dose/pack for retail	109	154	2.638	4.662
30033100	Medicaments containing insulin, for therapeutic or prophylactic uses, not packaged for retail sale	-	0	-	5
30033900	Medicaments containing hormones (excl. insulin), for therapeutic/prophylactic uses, not packaged for retail sale	78.036	356.518	1.044.839	4.818.477
30039000	Medicaments, for therapeutic or prophylactic uses, not packed for retail sale, other than HS 30031010-30036000	1.596	3.132	1.430.081	1.551.595
30041015	Medicament, containing penicillin G (excl penicillin G benzathine), phenoxymethyl penicillin/salts thereof, for retail sale	1.669	11.119	171.881	1.229.480
30041016	Medicaments containing ampicillin, amoxycillin or salts thereof, of a kind taken orally, packing for retail sale	3.936	32.346	139.978	1.059.781
30041019	Medicaments containing penicillins/derivates thereof, packing for retail sale, other than HS 30041015-30041016	73.772	449.302	4.812.904	30.614.262
30041020	Medicament, containing streptomycins or derivates thereof, for retail sale	127	127	18.900	18.900
30042010	Antibiotics containing gentamycin, lincomycin, sulfamethoxazole/its derivatives, of a kind taken orally/in ointment form	244	1.705	37.138	184.922
30042031	Antibiotics containing erythromycin or derivatives thereof, of a kind taken orally	33.444	98.319	172.770	1.469.144
30042032	Antibiotics containing erythromycin or derivatives thereof, in ointment form	74	1.344	3.917	27.023
30042039	Antibiotics containing erythromycin or derivatives thereof, other than of a kind taken orally or in ointment form	2.460	5.571	367.448	872.594
30042071	Antibiotics containing tetracyclines or chloramphenicols or derivatives, of a kind taken orally or in ointment form	2.298	11.377	83.409	407.971
30042079	Antibiotics containing tetracyclines or chloramphenicols or derivatives, oth of a kind taken orally or in ointment form	44	80	1.288	2.519
30042091	Antibiotic, of a kind taken orally or ointment form, other than HS 30042010-30042079	2.720	7.966	118.697	596.627
30042099	Antibiotic, other than of a kind taken orally or ointment form, other than HS 30042010-30042079	18.602	86.038	597.864	3.478.664
30043100	Medicaments containing hormones or other products of heading 2937, containing insulin	3.425	36.252	72.901	939.085
30043210	Medicaments contain corticosteroid hormones, its derivatives/structural analogues, contain dexamethasone/their derivatives	2.286	12.729	4.402	78.000
30043290	Medicaments containing corticosteroid hormones, their derivatives or structural analogues, oth HS 30043210-30043240	3.119	13.174	337.068	1.687.198
30043900	Medicaments containing hormones/other products of heading 2937, other than HS 30043100-30043290	78.252	303.142	960.037	5.569.653
30044100	Medicaments containing alkaloids or derivatives thereof, containing ephedrine or its salts, packing for retail sale	-	8.097	-	57.569
30044200	Medicaments containing alkaloids/derivatives thereof, containing pseudoephedrine/its salts, packing for retail sale	1.218	37.286	24.412	491.392

Tabel 3 : Ekspor Indonesia menurut Komoditi (Kode HS 8 digit)

Mei 2023

Kode H S	Uraian golongan barang	Berat bersih (Kg)		Nilai F.O.B. (U S \$)	
		Bulan ini	Kumulatif	Bulan ini	Kumulatif
		(1)	(2)	(3)	(4)
30044300	Medicaments containing alkaloids/derivatives thereof,containing norephedrine or its salts,packing for retail sale	39.140	156.906	670.719	2.576.901
30044960	Medicaments containing theophylline, of a kind taken orally, packing for retail sale	80	300	2.482	8.437
30045010	Medicaments containing vitamins or other products of heading 2936, of a kind suitable for children, in syrup form	41.618	77.825	140.545	245.662
30045021	Medicaments containing more than one vitamin, of a kind taken orally	380	5.043	7.744	26.196
30045029	Medicaments containing more than one vitamin, other than of a kind taken orally	49.555	197.457	1.612.867	5.287.643
30045091	Medicaments containing vitamin A, B or C	-	61	-	186
30045099	Medicaments containing vitamins or other products of heading 2936, other than HS 30045010-30045091	84.834	125.996	2.319.786	6.195.707
30049020	Closed sterile water for inhalation, pharmaceutical grade	-	11.971	-	61.147
30049030	Antiseptics	177.137	607.934	664.036	2.675.754
30049049	Anaesthetics, other than containing procaine hydrochloride	190.607	956.459	2.185.799	12.487.558
30049051	Analgesics, antipyretics&oth medicaments for coughs/colds,contain acetylsalicylic acid,paracetamol/dipyron, taken orally	256.618	1.236.692	4.097.214	19.494.229
30049054	Analgesics, antipyretics&other medicaments for the treatment of coughs/colds,containing piroxicam or ibuprofen	5.824	32.188	192.678	910.664
30049055	Analgesics, antipyretics&other medicaments for the treatment of coughs/colds, in liniment form	156.146	1.096.337	1.256.729	7.581.712
30049059	Analgesics, antipyretics & other medicaments for the treatment of coughs or colds, other than HS 30049051-30049055	635.440	2.428.523	9.548.766	36.919.831
30049065	Antimalarials, herbal medicaments	12.174	77.336	216.349	1.125.995
30049069	Antimalarials, other than containing primaquine/artemisinin other than of subheading 30046010 / herbal medicaments	2.221	27.087	65.859	188.226
30049072	Anthelmintic, herbal medicaments	3.442	11.226	35.256	103.361
30049079	Anthelmintic, other than containing piperazine or mebendazole or herbal medicaments	27.715	141.493	519.980	2.256.208
30049082	Anti HIV/AIDS medicaments	95	1.884	355.409	4.294.773
30049089	Medicaments for the treatment of cancer or other intractable diseases, other than containing deferroxamine, for injection	4.673	12.045	2.096.430	5.532.192
30049091	Medicaments containing sodium chloride or glucose, for infusion, packaged for retail sale	101.972	298.959	298.331	1.144.239
30049092	Medicaments containing sorbitol or salbutamol, for infusion, packaged for retail sale	164	41.857	2.300	233.257
30049093	Medicaments containing sorbitol or salbutamol, in other forms, packaged for retail sale	53.798	102.971	291.789	1.133.862
30049094	Medicaments containing cimetidine or ranitidine other than for injection, packaged for retail sale	7.481	27.767	82.200	354.871
30049096	Nasal-drop medicaments containing naphazoline, xylometazoline or oxymetazoline	-	72	-	874
30049098	Herbal medicaments, other than for anthelmintic or antimalarials	122.152	807.073	241.020	1.733.655
30049099	Medicament consisting of mix/unmix product for therapeutic/prophylactic uses,for retail sale,oth HS 30041015-30049098	50.538	197.240	11.827.934	41.261.961
30051010	Adhesive dressings and other articles having an adhesive layer, impregnated or coated with pharmaceutical substances	2.478	15.000	23.966	192.487
30051090	Adhesive dressings & other articles having an adhesive layer, other than impregnated/coated with pharmaceutical substances	9.656	96.342	95.858	865.818
30059010	Bandages, put up in forms or packings for retail sale for medical, surgical, dental or veterinary purposes	1.598	23.727	6.811	85.772

Tabel 3 : Ekspor Indonesia menurut Komoditi (Kode HS 8 digit)

Mei 2023

Kode H S	Uraian golongan barang	Berat bersih (Kg)		Nilai F.O.B. (U S \$)	
		Bulan ini	Kumulatif	Bulan ini	Kumulatif
(1)	(2)	(3)	(4)	(5)	(6)
30059020	Gauze, put up in forms or packings for retail sale for medical, surgical, dental or veterinary purposes	100	124	1.707	1.826
30059090	Wadding,packings for retail sale for medical,surgical,dental/veterinary purposes,other than HS 30051010-30059020	2.963	63.123	65.173	1.174.150
30061010	Sterile absorbable surgical or dental yarn, sterile surgical or dental adhesion barriers, whether or not absorbable	-	21	-	15.284
30061090	Sterile surgical catgut,sterile tissue adhesives for surgical wound closure, sterile laminaria & sterile laminaria tents	24	166	2.005	10.168
30063010	Opacifying preparations for Xray examinations, diagnostic reagents designed, barium sulphate, of a kind taken orally	-	669.000	-	45.452
30063090	Opacifying preparations for Xray examinations, other than HS 30063010-30063030	48	100	548	1.030
30064010	Dental cements and other dental fillings	35	646	15	264.322
30065000	First-aid boxes and kits	35	112	4.343	9.044
30066000	Chemical contraceptive preparations based on hormones, on other products of heading 2937 or on spermicides	36.990	127.368	2.670.330	8.647.072
30067000	Gel prep designed to be used in hum or vet med as a lubricant for parts of the body for surg operations or physical exam	-	3.503	-	4.854
31010010	Fertilisers produced by of solely vegetable origin	854.000	4.141.208	227.956	1.153.249
31010092	Fertilisers produced of animal origin (other than guano), chemically treated	18	44.461	2	12.329
31010099	Animal fertilisers,not chemically treated	794.910	8.076.033	272.672	2.475.634
31021000	Urea, whether or not in aqueous solution	212.503.611	489.180.752	68.869.984	164.173.425
31022100	Ammonium sulphate	-	2.017	-	1.069
31022900	Double salts and mixtures of ammonium sulphate and ammonium nitrate	240.000	240.093	101.520	101.835
31023000	Ammonium nitrate, whether or not in aqueous solution	9.400.000	25.984.800	7.288.019	20.747.352
31025000	Sodium nitrate	-	15.000	-	16.721
31026000	Double salts and mixtures of calcium nitrate and ammonium nitrate	-	1	-	1
31029000	Mineral or chemical fertilisers, nitrogenous, other than HS 31021000-31028000	28	28	10	10
31031190	Superphosphates containing by weight 35 % or more of diphosphorus pentaoxide (P2O5), other than feed grade	75.000	4.214.000	14.219	1.015.653
31031990	Superphosphates containing by weight less than 35 % of diphosphorus pentaoxide (P2O5), other than feed grade	225.000	950.251	59.125	268.736
31039090	Mineral or chemical fertilisers, phosphatic, other than superphosphate & calcined phosphatic fertilisers	327.013	1.188.439	125.414	471.001
31042000	Potassium chloride	3	675.921	2	499.260
31043000	Potassium sulphate	2.496.007	2.834.007	1.411.391	1.675.731
31051020	Mineral/chemical fertilisers contain 2 or 3 of fertilising elements in tablets/similar forms of a gross weight ≤10 kg	-	903	-	28.340
31052000	Mineral or chemical fertilisers containing the three fertilising elements nitrogen, phosphorus and potassium	19.500	1.233.085	1.326	816.333
31053000	Diammonium hydrogenorthophosphate (diammonium phosphate)	16	26	11	22
31055100	Mineral or chemical fertilisers containing nitrates and phosphates	64.800	254.600	18.468	72.560
31055900	Mineral/chemical fertilisers,contain the two fertilising elements nitrogen and phosphorus,oth contain nitrates and phosphates	3.085.190	58.275.020	1.220.549	26.166.792
31056000	Mineral or chemical fertilisers containing the two fertilising elements phosphorus and potassium	2	18.722	3	12.057
31059000	Mineral/chemical fertilisers contain two/three of fertilising elements nitrogen,phosphorus&potassium, oth HS 31052000-31056000	828.106	3.605.983	450.193	1.488.375
32019000	Tanning extracts of vegetable origin,tanning and their salts, ethers, ester and other derivatives, other than quebracho and wattle extract	1.644.875	8.331.365	6.544.751	28.662.868
32021000	Synthetic organic tanning substances	265.075	1.030.460	419.597	1.724.203

Tabel 3 : Ekspor Indonesia menurut Komoditi (Kode HS 8 digit)

Mei 2023

Kode H S	Uraian golongan barang	Berat bersih (Kg)		Nilai F.O.B. (U S \$)	
		Bulan ini	Kumulatif	Bulan ini	Kumulatif
(1)	(2)	(3)	(4)	(5)	(6)
32029000	Inorganic tanning substances, tanning prep, whether or not containing natural tanning substances, enzymatic prep for pre-tanning	5	131.509	23	1.263.639
32030010	Colouring matter of vegetable/animal origin incl dyeing extracts excluding animal black, of a kind used in the food/drink industries	24.134	83.615	78.480	117.504
32030090	Colouring matter of vegetable/animal origin incl dyeing extract excluding animal black other than used in the food or drink industries	181	1.536	7.285	23.754
32041110	Disperse dyes and preparations based thereon, crude	20	5.678	2.903	74.307
32041190	Disperse dyes and preparations based thereon, other than crude	340.023	1.552.203	4.140.659	20.346.932
32041210	Acid dyes, whether or not premetallised, and preparations based thereon	41.232	174.238	563.192	2.504.320
32041290	Mordant dyes and preparations based thereon	153	690	4.950	7.574
32041300	Basic dyes and preparations based thereon	6.818	28.069	118.469	202.847
32041400	Direct dyes and preparations based thereon	313.650	1.218.011	647.862	2.617.109
32041500	Vat dyes (including those usable in that state as pigments) and preparations based thereon	39.228	147.729	875.865	3.298.842
32041600	Reactive dyes and preparations based thereon	329.001	1.397.148	2.013.007	9.453.069
32041710	Synthetic organic pigment in powder form	157.928	691.029	1.561.443	6.060.833
32041790	Pigments and preparations based thereon, other than synthetic organic pigment in powder form	258.156	1.271.660	1.253.447	6.295.405
32041900	Synthetic organic colouring matter & prep,including mixtures of colouring matter of 2 or more of the subheading 320411-320419	290.129	774.688	298.406	826.662
32042000	Synthetic organic products of a kind used as fluorescent brightening agents	621.623	3.624.001	1.481.195	6.636.763
32049000	Synthetic organic colouring matter, prep as specified in Note 3 to this Chapter , other than HS 32041100-32042000	218	1.078	9.398	19.555
32050000	Colour lakes, preparations as specified in Note 3 to this Chapter based on colour lakes.	296	1.388	4.771	16.835
32061110	Pigments based on titanium dioxide containing 80 % or more by weight of titanium dioxide calculated on the dry matter	-	500	-	3.691
32061910	Pigments based on titanium dioxide containing less than 80 % by weight of titanium dioxide calculated on the dry matter	8.800	53.100	66.858	395.174
32061990	Preparations based on titanium dioxide containing < 80% by weight of titanium dioxide calculated on the dry matter	144.800	261.225	544.869	939.283
32062010	Chrome yellow, chrome green and molybdate orange or red based on chromium compounds	88.300	209.226	491.632	1.134.971
32062090	Pigments and preparation based on chromium compounds,oth than chrome yellow,chrome greenandmolybdate orange/red from chrome compounds	4	13.760	9	48.207
32064190	Ultramarine	24.000	61.001	42.580	107.707
32064290	Lithopone and other pigments based on zinc sulphide	-	9	-	284
32064919	Preparations of other inorganic pigment based on cadmium compounds of hexacyanoferrates (ferrocyanides and ferricyanides)	-	42	-	150
32064990	Colouring matter,other than ultramarine and prep based thereon or lithopone and other pigments and prep based on zinc sulphide	229.641	706.279	764.196	3.119.021
32065090	Inorganic products of a kind used as luminophores, other than preparations	67	70	67	536
32071000	Prepared pigments, prepared opacifiers, prepared colours and similar preparations	6.453.588	11.744.930	4.619.861	13.475.908
32072010	Enamel frits	4.000	104.400	11.252	221.956
32072090	Vitrifiable enamels and glazes, engobes (slips) and similar preparations, other than enamel frits	1.247.892	4.975.351	694.630	2.691.570
32073000	Liquid lustres and similar preparations	118	7.044	370	15.575

Tabel 3 : Ekspor Indonesia menurut Komoditi (Kode HS 8 digit)

Mei 2023

Kode H S	Uraian golongan barang	Berat bersih (Kg)		Nilai F.O.B. (U S \$)	
		Bulan ini	Kumulatif	Bulan ini	Kumulatif
(1)	(2)	(3)	(4)	(5)	(6)
32074000	Glass frit and other glass, in the form of powder, granules or flakes	413.084	2.902.005	476.923	2.892.474
32081011	Varnishes (including lacquers) based on polyesters of a kind used in dentistry	-	10	-	2
32081019	Varnishes (including lacquers) based on polyesters, other than of a kind used in dentistry	1.670	21.361	6.111	59.742
32081020	Antifouling and/or anticorrosive paints for ships' hulls based on polyesters	-	1.548	-	4.090
32081090	Paint incl enamels based on polyesters, oth than varnishes incl lacqandantifouling and/or anticorrosive paint for ships'hulls	789.577	3.166.653	2.332.843	9.587.136
32082040	Antifouling and/or anticorrosive paints for ships' hulls based on acrylic or vinyl polymers	140	35.875	85	192.636
32082090	Paints based on acrylic or vinyl polymers, oth than antifouling and/or anticorrosive paint	274.718	1.421.228	1.080.454	5.198.738
32089019	Varnishes(including lacquers), >100oC heat resistance, not used in dentistry, other based on polyesters, acrylic/vinyl polymers	88.810	245.840	238.502	797.832
32089029	Varnishes(incl lacquers), ≤100oC heat resistance, not used in dentistry, oth based on polyesters, acrylic/vinyl polymers	140.133	598.846	514.016	2.204.140
32089030	Antifouling and/or anticorrosive paints for ships'hulls other than based on polyestersandbased on acrylic or vinyl polymers	-	3.051	-	30.927
32089090	Paint&varnishes incl enamels&lacquers exc based on polyesters&based on acrylic/vinyl polymers &HS 32081010-32089030	768.758	3.724.152	3.126.272	15.280.848
32091010	Varnishes (including lacquers), based on acrylic or vinyl polymers	40.123	184.335	98.178	343.531
32091050	Antifouling and/or anticorrosive paints for ships' hulls, based on acrylic or vinyl polymers	914	9.467	21.372	63.249
32091090	Paints&varnishes including enamels based on acrylic or vinyl polymers, other than HS 32091010-32091050	115.984	394.693	181.845	656.627
32099000	Paints and varnishes (including enamels and lacquers), other than based on acrylic or vinyl polymers	210.219	1.021.593	450.355	2.027.152
32100010	Varnishes (including lacquers)	11.245	40.440	71.323	232.624
32100030	Prepared water pigments of a kind used for finishing leather	-	7	-	7
32100091	Antifouling and/or anticorrosive paints for ships' hulls	-	5.364	-	1.637
32100099	Paints other than antifouling and/or anticorrosive paints for ships' hulls	16.095	231.709	45.237	952.017
32110000	Prepared driers	4.075	15.471	25.286	73.499
32121000	Stamping foils	3.569	13.244	64.812	264.401
32129011	Aluminium paste dispersed in nonaqueous media, of a kind used in the manufacture of paints (including enamels)	105	517	3.392	13.384
32129014	Pigments incl metallic powders and flakes dispersed in not water media, in liq/paste form, for manufacture of leather paint	-	444	-	1.613
32129019	Pigment incl metallic powders and flakes dispersed in not water media, in liq/paste form, not for manufacture of leather paint	533	8.985	6.551	65.234
32129021	Dyes and other colouring matter put up in forms or packings for retail sale of a kind used in the food or drink industries	18	112	426	1.792
32129022	Dyes put up in forms/packings for retail sale of a kind not used in the food/drink industries	-	8	-	0
32129029	Colouring matter put up in forms/packings for retail sale of a kind not used in the food/drink industries	288	13.982	1.210	82.372
32131000	Colours in sets, of a kind used by artists, students or signboard painters	1.397	1.896	12.323	17.448
32139000	Colours, of a kind used by artists, students or signboard painters, other than colours in sets	2	102	5	2.561

Tabel 3 : Ekspor Indonesia menurut Komoditi (Kode HS 8 digit)

Mei 2023

Kode H S	Uraian golongan barang	Berat bersih (Kg)		Nilai F.O.B. (U S \$)	
		Bulan ini	Kumulatif	Bulan ini	Kumulatif
(1)	(2)	(3)	(4)	(5)	(6)
32141000	Glaziers' putty, grafting putty, resin cements, caulking compounds & other mastics, painters' fillings	93.905	440.965	372.044	1.754.779
32149000	Non-refractory surfacing preparations for facades, indoor walls, floors, ceilings or the like.	341.858	1.074.982	344.436	1.398.227
32151110	Printing ink, black, ultraviolet curable	-	14	-	7
32151120	Printing ink, black, solid ink in engineered shapes for insertion into	-	9	-	41
32151190	Printing ink, black, other than ultraviolet curable and solid ink in engineered shapes for insertion into	190.526	523.971	1.482.255	4.157.097
32151910	Printing ink, other than black, solid ink in engineered shapes for insertion into	344.839	1.358.265	1.367.271	5.458.224
32151990	Printing ink, other than black, other than solid ink in engineered shapes for insertion into	817.901	3.264.010	7.332.485	25.734.590
32159060	Writing or drawing ink	5	171	33	9.154
32159070	Ink of a kind suitable for use with duplicating machines of heading 8472	34.563	133.764	736.026	2.731.581
32159090	Ink, whether or not concentrated or solid, other than HS 32151110-32159070	64.064	189.359	658.011	1.702.588
33011200	Essential oils of orange	2.486	13.224	31.610	192.455
33011300	Essential oils of lemon	10	1.755	328	104.022
33011900	Essential oils of citrus fruit, other than of orange & lemon	22.921	145.663	331.783	3.396.887
33012400	Essential oils of peppermint (Mentha piperita)	51	21.933	1.701	169.617
33012500	Essential oils of other mints, other than peppermint (Mentha piperita)	-	1.313	-	40.695
33012920	Essential oils of sandalwood	620	4.284	270.009	1.122.775
33012930	Essential oils of citronella	20.507	172.540	265.641	2.334.167
33012940	Essential oils of nutmeg	65.496	190.227	3.884.185	10.902.444
33012950	Essential oils of cloves	77.754	483.576	1.053.526	6.647.630
33012960	Essential oils of patchouli	204.027	851.870	8.506.031	34.964.087
33012970	Essential oils of lemon grass, cinnamon, ginger, cardamom or fennel	2.539	5.672	706.459	753.163
33012990	Essential oils other than HS 33011200-33012970	1.343	2.299	138.355	227.282
33013000	Resinoids	-	6	-	1.355
33019010	Aqueous distillates & aqueous solutions of essential oils suitable for medicinal use	367	54.820	408	2.014.105
33019020	Extract oleoresins	-	512	-	16.384
33019090	Concentrates of essential oils in fats, in fixed oils, in waxes or the like, obtained by enfleurage or maceration, terpenic by-products of the deterpenation of essential oils	79.514	361.025	1.560.842	6.215.917
33021010	Odoriferous alcoholic preparations of a kind used in the manufacture of alcoholic beverages, in liquid form	1.636	23.111	29.845	307.368
33021020	Odoriferous alcoholic preparations of a kind used in the manufacture of alcoholic beverages, in other forms	3.700	14.275	51.204	313.834
33021030	Other of a kind used in the food or drink industries not containing alcohol	254.053	1.288.940	2.729.011	12.263.087
33021090	Odoriferous alcoholic preparations of a kind used in the food or drink industries, other than HS 33021010-33021020	698.404	3.204.141	8.474.645	35.048.564
33029000	Odoriferous substances and mixtures, used as raw materials in industries other than the food or drink industries	1.026.725	2.454.834	9.248.409	35.087.132
33030000	Perfumes and toilet waters	869.822	3.706.519	12.335.231	52.049.996
33041000	Lip makeup preparations	4.292	15.076	121.306	475.513
33042000	Eye makeup preparations	18.177	71.657	196.442	664.209
33043000	Manicure and pedicure preparations	5.025	12.592	115.076	484.593
33049100	Beauty or make up preparations, powders, whether or not compressed	151.980	1.084.084	598.537	4.066.426
33049920	Antiacne preparations	21.363	135.030	124.065	725.246
33049930	Face or skin creams and lotions other than antiacne preparations	1.072.584	5.053.464	3.854.557	17.774.340

Tabel 3 : Ekspor Indonesia menurut Komoditi (Kode HS 8 digit)

Mei 2023

Kode H S	Uraian golongan barang	Berat bersih (Kg)		Nilai F.O.B. (U S \$)	
		Bulan ini	Kumulatif	Bulan ini	Kumulatif
(1)	(2)	(3)	(4)	(5)	(6)
33049990	Beauty/make up preparat, for the care of the skin (incl sunscreen or sun tan preparations), ot HS 33041000-33049930	1.450.347	6.162.946	8.352.725	37.432.714
33051010	Shampoos having antifungal properties	676.448	3.305.638	1.284.786	6.432.898
33051090	Shampoos not having antifugal properties	1.193.678	5.419.700	2.887.919	12.776.218
33052000	Preparations for permanent waving or straightening	2.445	17.778	14.723	98.461
33053000	Hair lacquers	227	1.861	2.473	5.574
33059000	Preparations for use on the hair, other than shampoos, preparations for permanent waving or straightening and hair lacquer	527.371	2.986.485	3.636.430	18.840.982
33061010	Dentifrices in powders forms and pastes for dental prophylaxis	735.637	2.528.449	1.434.188	5.876.623
33061090	Dentifrices, other than in powders forms and pastes for dental prophylaxis	85.674	402.137	379.007	1.544.924
33062000	Yarn used to clean between the teeth (dental floss)	418	726	1.089	1.995
33069000	Prep for oral/dental hygiene, incl denture fixative pastes and powders,in individual retail packages,other than dentifrices	48.236	199.993	156.539	734.342
33071000	Preshave, shaving or aftershave preparations	17.659	55.395	56.471	162.772
33072000	Personal deodorants and antiperspirants	168.239	954.199	1.083.049	5.765.979
33073000	Perfumed bath salts and other bath preparations	13	39	31	175
33074110	Agarbatti and other odoriferous prep which operate by burning, Scented powders of a kind used during religious rites	142.684	556.574	67.393	242.063
33074190	Agarbatti and other odoriferous prep which operate by burning, other than scented powders of a kind used during religious rites	4.939	82.591	34.250	336.960
33074910	Room perfuming preparations, whether or not having disinfectant properties	149.133	646.440	599.447	3.261.032
33074990	Deodorising rooms, other than room perfuming preparations, whether or not having disinfectant properties	36.136	84.854	247.642	493.003
33079030	Papers and tissues, impregnated or coated with perfume or cosmetics	103.811	337.649	262.353	917.911
33079040	Perfumery or cosmetics, including depilatories, other than HS 33071000-33079030	5.670	33.199	34.731	254.013
33079050	Contact lens or artificial eye solutions	6.032	22.748	45.948	174.666
33079090	Perfumery, cosmetic or toilet preparations, other than HS 33071000-33079050	32.525	274.894	341.617	2.282.687
34011140	Medicated soap including disinfectant soap	2.098.666	10.275.403	3.701.106	19.097.438
34011150	Soap for toilet use including bath soap other than medicated soap	14.473.100	60.784.553	24.838.556	115.847.629
34011161	Soap and organic surface-active products and preparations for toilet use, nonwovens impregnated, coated or covered with soap or detergent in packings for retail sale	-	25	-	68
34011169	Soap and organic surface-active products and preparations for toilet use, of felt or nonwovens, impregnated, coated or covered with soap or detergent other than nonwovens in packings for retail sale	41	15.161	245	51.300
34011170	Soap and organic surface-active products and preparations for toilet use, of paper, impregnated, coated or covered with soap or detergent	-	146	-	529
34011190	Soap and organic surface-active products & preparations in the form of bars, cakes, moulded pieces or shapes, and paper, for toilet use, other than HS 34011161 & HS 34011170	829.578	4.577.593	796.646	4.464.260
34011920	Soap and organic surface-active products and preparations other than for toilet use, of paper, impregnated, coated or covered with soap or detergent	-	2.757	-	7.290

Tabel 3 : Ekspor Indonesia menurut Komoditi (Kode HS 8 digit)

Mei 2023

Kode H S	Uraian golongan barang	Berat bersih (Kg)		Nilai F.O.B. (U S \$)	
		Bulan ini	Kumulatif	Bulan ini	Kumulatif
(1)	(2)	(3)	(4)	(5)	(6)
34011990	Soap and organic surface-active products and preparations in the form of bars, cakes, moulded pieces or shapes, and paper, other than for toilet use, other than HS 34011910-34011920	3.440.935	21.900.601	3.998.750	32.918.900
34012020	Soap chips	52.076.058	234.941.934	42.898.712	192.725.478
34012091	Soap in other forms of a kind used for flotation deinking of recycled paper, other than soap chips	54.000	1.725.000	55.786	1.680.263
34012099	Soap in other forms, other than soap chips and soap of a kind used for flotation deinking of recycled paper	4.796.127	8.194.786	4.404.140	7.648.995
34013000	Organic surfaceactive products&prep for washing the skin,in the form of liquid/cream&put up for retail, contain soap/not	1.020.775	4.414.633	2.608.745	12.757.412
34023110	Sulphonated alkylbenzenes	1.067.405	4.655.443	1.715.925	6.511.975
34023190	Linear alkylbenzene sulphonic acids and their salts other than Sulphonated alkylbenzenes	230.224	557.644	319.540	814.816
34023910	Sulphated fatty alcohols	4.175.435	15.772.930	6.334.069	23.714.432
34023990	Other linear alkylbenzene sulphonic acids and their salts other than sulphated fatty alcohols	866.909	3.185.306	1.651.181	6.181.871
34024100	Cationic	317.861	792.856	739.882	1.811.702
34024210	Hydroxyl-terminated polybutadiene	164	22.223	1.798	30.078
34024290	Non ionic other than Hydroxyl-terminated polybutadiene	609.295	1.478.285	1.118.221	2.842.583
34024910	Other than cationic and non-ionic suitable for use in fire-extinguishing preparations	-	5.068	-	10.399
34024990	Other than cationic and non-ionic not suitable for use in fire-extinguishing preparations	707.990	4.323.592	718.592	4.544.854
34025011	Surface-active preparations put up for retail sale in liquid form	925.117	5.524.954	938.240	5.502.406
34025012	Anionic washing preparations or cleaning preparations, including bleaching, cleansing or degreasing preparations put up for retail sale in liquid form	5.072.934	22.326.327	3.578.090	15.695.218
34025019	Preparations put up for retail sale o.t surface-active preparations and anionic washing preparations or cleaning preparations, including bleaching, cleansing or degreasing preparations in liquid form	19.006	53.801	22.366	73.410
34025091	Surface-active preparations put up for retail sale in other than liquid form	-	23.398	-	15.943
34025092	Anionic washing preparations or cleaning preparations, including bleaching, cleansing or degreasing preparations put up for retail sale in other than liquid form	16.263.118	62.717.236	14.371.142	54.408.211
34025099	Preparations put up for retail sale o.t surface-active preparations & anionic washing preparations or cleaning preparations, includ bleaching, cleansing or degreasing preparations in o.t liquid form	2.455	25.678	3.446	60.083
34029011	Anionic wetting agents in liquid form	66.564	252.164	145.940	475.844
34029012	Anionic washing or cleaning preparations, including bleaching, cleansing or degreasing preparations in liquid form	188.600	1.261.879	237.060	1.402.480
34029013	Washing/cleaning preparations, including bleaching, cleansing/degreasing prep in liquid form other than anionic prep	17.539	233.748	15.959	233.888
34029014	Anionic surface active preparations in liquid form other than anionic wetting agents and washing preparations	4.130	27.188	9.653	64.805
34029019	Surf active prep, wash prep incl aux wash&clean prep,cont soap/not,in liq form, oth than HS3401, 34029011-34029014, retail	340.335	1.256.980	583.148	2.283.908
34029091	Anionic wetting agents not in liquid form	5.420	27.679	11.924	65.879
34029092	Anionic washing or cleaning reparations,incluing bleaching,cleansing or degreasing preparations not in liquid form	10	8.848	4	12.548
34029093	Washing/cleaning preparations, including bleaching, cleansing/degreasing prep not in liquid form other than anionic prep	11.956	76.078	12.988	137.880

Tabel 3 : Ekspor Indonesia menurut Komoditi (Kode HS 8 digit)

Mei 2023

Kode H S	Uraian golongan barang	Berat bersih (Kg)		Nilai F.O.B. (U S \$)	
		Bulan ini	Kumulatif	Bulan ini	Kumulatif
(1)	(2)	(3)	(4)	(5)	(6)
34029094	Anionic surface active preparations not in liquid form other than anionic wetting agents and washing preparations	-	2.680	-	3.900
34029099	Surface active prep,wash prep incl aux wash&clean prep,cont soap/not,not in liq form,oth than of 3401,HS 34029091-34029094	612.741	2.464.542	1.746.487	6.336.379
34031111	Liquid lubricating oil prep, for treatm of textile,or oth material, containing petroleum oil/oil from bituminous mineral	11.858	24.468	22.250	61.059
34031119	Prep for treatm of textile/oth material,in liquid form,contain petrol oil/oil from bituminous mineral, other than lubricating	15.564	32.747	35.430	74.557
34031190	Prep for treatm of textile/oth material, contain petrol oil/oil from bituminous mineral, other than in liquid form	5.221	23.947	14.163	70.079
34031911	Lubricating preparations for aircraft engines,contain petroleum oil/oil from bituminous mineral, in liquid form	60	453	985	6.797
34031912	Lubricating prep cont. petroleum oil, not for treatment textile material/leather/furskins cont. silicone oil in liquid	60	97	79	1.088
34031919	Lubricate prep cont petrol oil not for treatment textile/leather/furskin/aircraft engine not cont silicone oil in liquid	10.800	49.243	30.024	85.268
34031990	Lubricating preparation containing petroleum oil not for treatment textile material/leather/furskins, not in liquid form	92.550	336.989	218.443	787.802
34039111	Lubricating preparation contain silicone oil-for treatment of textile/leather/furskins, not contain petrol,in liquid form	83	254	24.011	78.011
34039119	Lubricating prep for treatment of textile/leather/furskins, not contain petrol, in liquid form, other than contain silicone oil	-	5.400	-	19.627
34039190	Lubricating prep for treatment of textile/leather/furskins, not contain petrol, other than in liquid form	65.950	115.299	94.609	174.696
34039911	Lubricating preparations for aircraft engines, not contain petroleum oil/oil from bituminous mineral, in liquid form	-	5	-	261
34039912	Lubricating prep contain silicone oil not for treatment of textile/leather/furskins,not contain petrol,in liquid form	12	18	22	44
34039919	Lubricating prep not cont petrol,not for treatment of textile/leather/furskins/aircraft,not cont silicone oil,in liquid	16.264	63.161	73.098	203.455
34039990	Lubricating preparations,not containing petroleum oil,not for treatment of textile/leather/furskins, not in liquid form	204.799	812.574	423.333	1.725.608
34042000	Waxes, artificial and prepared, of poly(oxyethylene) (polyethylene glycol)	-	52.701	-	122.124
34049010	Waxes, artificial and prepared, of lignite chemically modified, other than poly (oxyethylene) (polyethylene glycol)	-	1	-	26
34049090	Artificial waxes & prepared waxes, other than HS 34042000-34049010	10.234.910	25.451.102	11.534.252	34.027.095
34051000	Polishes, creams and similar preparations for footwear or leather	1.369	101.453	7.623	540.471
34052000	Polishes, creams and similar preparations for the maintenance of wooden furniture, floors or other woodwork	1.159	3.057	4.122	12.137
34053000	Polishes and similar preparations for coachwork, other than metal polishes	-	10.924	-	37.839
34054000	Scouring pastes and powders and other scouring preparations	6	1.504	117	6.286
34059010	Metal polishes	-	34	-	685
34059090	Polishes & creams, scouring pastes & powders & similar preparations, excluding waxes of HS 3404,oth HS 34051000-34059010	8.758	15.699	117.147	139.671
34060000	Candles, tapers and the like	169.915	867.989	398.679	2.172.646
34070010	Modelling pastes, including those put up for children's amusement	18	155	28	25.694
34070020	Prep known as dental wax/dental impression compounds,in set, for retail/in plate, horseshoe shapes, stick/similar forms	-	17	-	100

Tabel 3 : Ekspor Indonesia menurut Komoditi (Kode HS 8 digit)

Mei 2023

Kode H S	Uraian golongan barang	Berat bersih (Kg)		Nilai F.O.B. (U S \$)	
		Bulan ini	Kumulatif	Bulan ini	Kumulatif
(1)	(2)	(3)	(4)	(5)	(6)
34070030	Preparations for use in dentistry, with a basis of plaster (of calcined gypsum or calcium sulphate)	2	5	5	150
35011000	Casein	-	64.000	-	8.994
35022000	Milk albumin, including concentrates of two or more whey proteins	180	2.432	126	616
35030049	Gelatin and gelatin derivatives oth in powder form with a bloating level of A250 or B230 or higher on the Bloom scale	2	56	26	205
35030069	Other glues of animal origin other than fish glues	-	3.114	-	1.112
35040000	Peptones and their deriv, oth protein substances and their deriv,not specified or included, hide powder,chromed or not.	80.000	242.456	39.139	153.202
35051010	Dextrins, soluble or roasted starches	26.490	95.795	25.609	88.576
35051090	Dextrins, other than soluble or roasted starches	1.798.108	5.134.066	3.059.003	9.631.730
35052000	Glues, based on starches, or on dextrins or other modified starches	2.915	12.552	11.157	47.090
35061000	Products suitable for use as glues or adhesives, put up for retail sale as glues or adhesives, net weight ≤ 1 kg	189.639	901.850	1.429.662	6.252.715
35069110	Optically clear free-film adhesives and optically clear curable liquid adhesives of a kind used solely or principally for the manufacture of flat panel displays or touch-sensitive screen panels	35.136	138.886	91.127	375.481
35069190	Optically clear free-film adhesives and optically clear curable liquid adhesives not of a kind used solely or principally for the manufacture of flat panel displays or touch-sensitive screen panels	827.785	2.864.637	1.948.749	6.841.090
35069900	Glues and other adhesives, prepared, n.e.c. in heading no. 3506, not exceeding a net weight of 1kg	100.953	463.020	359.565	1.761.853
35079000	Enzymes, other than rennet & concentrates thereof	78.891	277.983	941.736	3.546.485
36031000	Safety fuses	-	120	-	398
36036000	Electric detonators	50	650	79	107
36041000	Fireworks	37	37	695	695
36049020	Miniature pyrotechnic munitions and percussion caps for toys	-	7	-	97
36049040	Signalling flares	-	80	-	200
36049090	Pyrotechnic products, n.e.c. in heading 3604	14.555	48.544	47.784	150.749
36050000	Matches, other than pyrotechnic articles of heading 3604	374.113	1.188.420	620.154	1.951.797
36061000	Liquid/liquefied-gas fuels in containers, used for filling/refilling cigarette/similar lighters&of a capacity ≤ 300 cm3	-	25	-	15
37011000	Photographic plates and film, for X-ray, in the flat, sensitised, unexposed, of any material oth paper, paperboard/textiles	-	100	-	10.031
37012000	Instant print film	-	76	-	7.999
37013000	Photographic plates and film in the flat, sensitised, unexposed, with any side exceeding 225mm, other than for X-ray and instant print film	-	450	-	22.149
37019110	Photographic plates for colour photography (polychrome) of a kind suitable for use in the printing industry	220	220	300	300
37019190	Photographic plates for colour photography (polychrome) not suitable for use in the printing industry	2	2	27	27
37019910	Photographic plates and film in the flat, oth colour photography, of a kind suitable for use in the printing industry	-	85	-	420
37019990	Photographic plates and film in the flat, oth colour photography, not suitable for use in the printing industry	0	19	32	357
37021000	Photographic film for X-rays, in rolls, sensitised and unexposed (other than of paper, paperboard or textiles)	2	2	10	10
37023100	Photographic film in rolls without perforations, of a width not exceeding 105 mm, for colour photography (polychrome)	1	2	8	104

Tabel 3 : Ekspor Indonesia menurut Komoditi (Kode HS 8 digit)

Mei 2023

Kode H S	Uraian golongan barang	Berat bersih (Kg)		Nilai F.O.B. (U S \$)	
		Bulan ini	Kumulatif	Bulan ini	Kumulatif
(1)	(2)	(3)	(4)	(5)	(6)
37023900	Photographic film in rolls without perforations, of a width not exceeding 105 mm, other than HS 37023100 & HS 37023200	-	32	-	7.333
37024400	Photo film in roll without perforat, width>105mm but ≤610mm, other than color photo,use in medic,surgical,dental/veterinary,sciences/in print industry	-	4	-	600
37025490	Photographic film in rolls, for polychrome,,16 mm < width ≤ 35 mm, of a length ≤ 30 m, other than for slide, use in other than medic,surgical,dent/vet,sci/in print ind	598	1.489	169.150	391.748
37029890	Photographic film in rolls, width > 35 mm, length < 120 m, not suitable for use in cinematography	3	21	740	5.226
37031010	Photographic paper,paperboard & textiles,sensitised,unexposed n rolls of a width > 610 mm but not exceeding 1,000 mm	-	11	-	157
37031090	Photographic paper, paperboard & textiles,sensitised,unexposed n rolls of a width > 610 mm but exceeding 1,000 mm	915	11.567	989	16.019
37032000	Photographic paper, paperboard & textiles,sensitised,unexposed, for colour photography (polychrome)	6	62	4	135
37039000	Photographic paper, paperboard & textiles, (for other than colour photography&in rolls of a width >610mm), sensitised,unexposed	1.240	1.823	2.485	4.145
37040010	X-ray plates or film	-	30	-	1.882
37050090	Photographic plates and film, exposed and developed, other than cinematographic film, other than X-ray and microfilm	45	347	3.190	163.536
37071000	Sensitising emulsions	16.070	16.078	1.555	1.565
37079090	Chemical preparations for photographic uses, other than flashlight materials not sensitising emulsions	-	17.226	-	163.454
38011000	Artificial graphite	13.075	44.628	24.782	95.982
38012000	Colloidal or semicolloidal graphite	4	4	30	30
38013000	Carbonaceous pastes for electrodes and similar pastes for furnace linings	90	90	3.462	3.462
38019000	Preparations based on graphite/other carbon, blocks, plates/oth semi-manufactures, other than HS 38011000-38013000	-	701	-	3.164
38021010	Activated carbon based on coconut shell charcoal	1.606.984	7.252.989	2.419.080	11.410.348
38021090	Activated carbon based on other than coconut shell charcoal	539.266	1.980.401	803.446	2.996.242
38029010	Activated bauxite	1	3.501	7	3.682
38029020	Activated clays or activated earths	12.424.450	51.019.808	4.357.481	18.236.659
38029090	Animal black, including spent animal black, other than activated bauxite, activated clays or activated earths	1.979.850	6.003.360	216.694	718.049
38040090	Resid lyes from the manufact of wood pulp,Oth than concentrate sulphite lye and Calcium lignin sulphonat binder	3.600	7.551	2.322	13.329
38051000	Gum, wood or sulphate turpentine oils	2.045.835	8.898.915	4.416.175	21.517.118
38061000	Rosin and resin acids	9.995.630	45.651.278	12.000.347	56.591.790
38062000	Salts of rosin, of resin acids or of derivatives of rosin or resin acids, other than salts of rosin adducts	133.200	533.300	231.768	991.701
38063090	Ester gums other than in blocks	12.206	112.206	19.285	227.931
38069010	Rosin spirit and rosin oils, n.e.c. in heading no. 3806, run gums in blokcks	1.260	15.202	1.260	23.550
38069090	Rosin spirit and rosin oils, other than HS 38061000-38069010, rum gums other than in blokcks	6.578	21.584	3.084	31.534
38070000	Wood tar, wood tar oils, wood creosote, wood naphtha, vegetable pitch, brewers' pitch and similar preparations based on rosin, resin acids or on vegetable pitch	-	4	-	57
38085210	Wood preservatives, being preparations oth than surface coatings, cont insecticid/fungicid, in packing w ≤ 300 g,	0	2	336	1.770

Tabel 3 : Ekspor Indonesia menurut Komoditi (Kode HS 8 digit)

Mei 2023

Kode H S	Uraian golongan barang	Berat bersih (Kg)		Nilai F.O.B. (U S \$)	
		Bulan ini	Kumulatif	Bulan ini	Kumulatif
(1)	(2)	(3)	(4)	(5)	(6)
38085220	Fungicides and insecticides in aerosol containers, in packing w ≤ 300 g,	155	2.955	1.004	8.275
38085290	DDT, in packing w≤300 g, other than wood preservatives, being preparations oth than surface coatings, cont insecticid/fungicid and fungicides and insecticides in aerosol containers	4.977	13.443	45.426	61.445
38085911	Insecticides, in aerosol containers	8.487	26.216	30.108	73.816
38085919	Insecticides, other than in aerosol containers	-	96.301	-	112.354
38085921	Fungicides, in aerosol containers	152.454	356.280	448.499	1.103.033
38085929	Fungicides, other than in aerosol containers	420	4.530	887	20.995
38085931	Herbicides, in aerosol containers	738	2.846	1.375	5.075
38085939	Herbicides, other than in aerosol containers	21.305	42.843	23.611	47.321
38085950	Herbicides, Plantgrowth regulators	5.199	16.109	25.847	80.140
38085960	Herbicides, Disinfectants	38.436	358.108	83.276	725.404
38086110	Mosquito repellent coils,in packings of a net weight content ≤ 300 g	375	643	664	2.660
38086120	Mosquito repellent mats, in packings of a net weight content ≤ 300 g	-	812	-	1.682
38086130	In aerosol cans, in packings of a net weight content ≤ 300 g	4.018	32.584	15.945	109.013
38086140	Goods specified in Subhead Note 2 to this Chap,In liquid form,in pack of net weight content ≤ 300g	11.118	34.196	271.366	844.077
38086150	Goods specified in Subhead Note 2 to this Chap,having deodorising function,in pack, w≤ 300g	-	227	-	98
38086190	Good specifd in Subhead Note 2 to this Chapt,in packing of a net weight ≤ 300 g, other than HS 38086110 - 38086150	97	117	792	822
38086220	Mosquito repellent coils, in packings of a net weight content > 300 g but not exceeding 7.5 kg	-	90	-	112
38086240	Aerosol cans, in packings of a net weight content > 300 g but not exceeding 7.5 kg	18.391	286.084	61.611	931.012
38086250	Liquid form, in packings of a net weight content > 300 g but not exceeding 7.5 kg	101.761	170.929	1.767.042	2.733.659
38086290	Good specifd in Subhead Note 2 this Chapt,packings of 300g < net weight ≤7.5kg, other than HS38086210-38086250	60	5.378	202	2.336
38086910	Powder for moulding into mosquito coils, in packings of a net weight content >7.5kg	881	881	1.826	1.826
38086990	Moulding into mosquito coils other than powder, in packings of a net weight content >7.5kg	-	113.621	-	887.612
38089110	Insecticides, Intermediate preparat contain 2-(methylpropyl-phenol methylcarbamate)	85.331	392.549	99.979	461.033
38089120	Insecticides, powder for moulding into mosquito coil	5.814	72.660	65.311	144.414
38089130	Insecticides, in aerosol containers	79.272	333.653	307.430	1.126.634
38089140	Insecticides, mosquito repellent coils	2.229.026	7.304.943	2.856.271	9.803.962
38089150	Insecticides, mosquito repellent mats	65.829	273.652	601.460	2.543.099
38089199	Insecticides, other than HS 38089110-38089191	963.568	3.814.733	12.247.581	47.560.909
38089219	Fungicides, in aerosol containers, with a validamycin content exceeding 3 % by net weight	4.768	669.576	154.367	5.818.388
38089290	Fungicides, other than in aerosol containers	176.879	687.309	3.167.747	16.102.978
38089311	Herbicides, in aerosol containers	-	4.308	-	3.562
38089319	Herbicides, other than in aerosol containers	1.276.007	5.077.614	11.857.421	63.488.326
38089320	Anti-sprouting products	-	28	-	89
38089330	Plant-growth regulators	450	49.934	105	613.929
38089420	Disinfectants, other than containing mixtures of coal tar acid and alkalis, in aerosol containers	-	10.558	-	46.553
38089490	Disinfectants, other than containing mixtures of coal tar acid and alkalis, other than in aerosol containers	151.467	363.279	276.901	836.009
38089990	Wood preservatives, other than containing insecticides or fungicides	212.609	912.505	900.489	3.173.015

Tabel 3 : Ekspor Indonesia menurut Komoditi (Kode HS 8 digit)

Mei 2023

Kode H S	Uraian golongan barang	Berat bersih (Kg)		Nilai F.O.B. (U S \$)	
		Bulan ini	Kumulatif	Bulan ini	Kumulatif
		(1)	(2)	(3)	(4)
38099110	Finishing agents, dye carriers to accelerate dyeing or fixing of dye-stuffs with other than amylaceous substances, of a kind used on the textile or like industries, softening agents	220.335	800.650	339.967	1.216.130
38099190	Finishing agents, dye carriers to accelerate dyeing or fixing of dye-stuffs with other than amylaceous substances, of a kind used on the textile or like industries, other than softening agents	1.457.144	5.778.209	3.017.959	12.427.718
38099200	Finishing agents, dye carriers to accelerate dyeing or fixing of dye-stuffs with other than amylaceous substances, of a kind used in the paper or like industries	1.151.433	4.802.923	933.116	4.019.233
38099300	Finishing agents, dye carriers to accelerate dyeing or fixing of dye-stuffs with other than amylaceous substances, of a kind used in the leather or like industries	33.734	102.216	59.297	177.198
38109000	Fluxes&oth auxiliary preparation, for soldering, brazing/welding, or prep use as cores/coat for welding electrodes/rods	2.018	25.396	35.949	314.093
38111100	Anti-knock preparations, based on lead compounds	3	3	2	2
38111900	Anti-knock preparations, other than those based on lead compounds	53.650	429.430	115.282	999.711
38112190	Lubricating oil additives, containing petroleum oils or oils obtained from bituminous minerals, not for retail sale	-	6.552	-	56.488
38112900	Lubricating oil additives, not containing petroleum oils or oils obtained from bituminous minerals	3.540	6.246	15.421	48.903
38119010	Oxidation and gum inhibitors, viscosity improvers, anti-corrosive preparation, rust preventatives or corrosion inhibitor	66.200	222.942	41.640	328.381
38119090	Oxidation&gum inhibitor, viscosity improver, anti-corrosive prep, oth prep additive mineral oil/liquid, n.e.c. in heading 3811	48.800	165.352	90.563	318.123
38121000	Rubber accelerators, prepared	37.275	118.794	79.216	274.854
38122000	Plasticisers, compound, for rubber or plastics	474.093	1.955.996	3.560.542	15.486.721
38123100	Anti-oxidise prepar and other compound stabiliser;for rubber/plastic, mix of oligomer of 2,2,4-trimethyl-1,2-dihydroquinoline	210.000	390.000	84.840	150.760
38123900	Anti-oxidising preparations and other compound stabilisers, for rubber or plastics, other than 3812.31.00	317.882	2.075.763	1.677.611	13.941.835
38130000	Fire-extinguishers, preparations and charges and charged fire-extinguishing grenades	-	23.099	-	32.994
38140000	Organic composite solvents and thinners, not elsewhere specified or included, prepared paint or varnish removers.	131.366	517.862	308.852	1.326.558
38151100	Catalyst,support; reaction initiator/accelerator&catalytic prep, with nickel/nickel compound as the active substance	36.166	293.341	33.996	465.903
38151200	Catalyst,support; reaction initiator/accelerator&catalytic prep, with precious metal or compounds as the active substance	57.077	173.190	11.153.867	64.145.021
38151900	The supported catalysts, other than HS 38151100 - 38151200	-	177	-	2.399
38159000	Reaction initiators, reaction accelerators and catalytic preparations, unsupported, n.e.c. or included	62.467	340.135	651.842	1.998.301
38160010	Refractory cements, other than products of heading no. 3801	56.625	294.773	88.783	485.850
38160020	Dolomite ramming mix, other than products of heading no. 3801	-	5	-	1
38160090	Mortars, concretes & similar compositions, other than products of heading 3801.	60.500	288.907	66.700	201.605
38170000	Mixed alkylbenzenes & mixed alkyl-naphthalenes, other than those of heading 2707 or 2902.	1.494.750	11.510.809	2.247.640	18.074.723
38180000	Chemical elementsDopedFor use in electronics, in Discs Form, wafer/similarForm, chemical Compound Doped For use in electronic	12.110	58.931	3.077.375	14.482.472

Tabel 3 : Ekspor Indonesia menurut Komoditi (Kode HS 8 digit)

Mei 2023

Kode H S	Uraian golongan barang	Berat bersih (Kg)		Nilai F.O.B. (U S \$)	
		Bulan ini	Kumulatif	Bulan ini	Kumulatif
(1)	(2)	(3)	(4)	(5)	(6)
38190000	Hydraulic brake fluid&oth prep liquid hydraulic transmission nor contain ≤70% weight petrol oil/obtain bitumin mineral	36.917	132.004	83.472	266.122
38200000	Anti-freezing preparations and prepared de-icing fluids.	357.680	2.039.987	460.230	3.224.197
38210010	Prepared culture media for the development of microorganisms	30	32	6.974	7.325
38210090	Prepared culture media for the development of plant, human or animal cells	-	2.425	-	4.884
38221300	Diagnostic/laboratory reagents on a backing, prepared diagnostic/laboratory reagents whether/not on a backing, whether/not put up in the form of kits, For blood-grouping	-	102	-	2.034
38221900	Diagnostic/laboratory reagents on a backing, prepared diagnostic/laboratory reagents whether/not on a backing, whether/not put up in the form of kits, For other than malaria, zka and blood-grouping	42	7.007	4.006	67.575
38229010	Other than those of heading 3006, certified reference materials, Sterilisation indicator strips and tapes	0	124	74	8.889
38229090	Other than those of heading 3006, certified reference materials, other than Sterilisation indicator strips and tapes	360	557	424	67.704
38231100	Industrial monocarboxylic fatty acids, stearic acid	69.728.559	304.092.186	70.566.329	309.748.447
38231200	Industrial monocarboxylic fatty acids, oleic acid	14.328.840	74.511.871	14.540.914	72.933.640
38231300	Industrial monocarboxylic fatty acids, tall oil fatty acids	-	41.828	-	98.902
38231911	Industrial monocarboxylic fatty acids, acid oils from refining, coconut acid oil	3.118.875	8.888.000	2.639.284	7.242.728
38231919	Industrial monocarboxylic fatty acids, acid oils from refining, other than coconut acid oil	29.911.869	230.053.200	23.564.807	192.918.390
38231920	Industrial monocarboxylic fatty acids, other than acid oils from refining, palm fatty acid distillate	87.265.924	657.874.682	64.092.173	465.596.514
38231930	Industrial monocarboxylic fatty acids, other than acid oils from refining, palm kernel fatty acid distillate	6.310.352	48.647.836	4.901.058	36.303.993
38231990	Industrial monocarboxylic fatty acids, other than acid oils from refining, other than palm fatty acid distillate and palm kernel fatty acid distillate	84.800.892	432.058.202	85.665.038	438.355.297
38237010	Industrial fatty alcohols, in the form of wax	777.742	3.337.328	1.156.147	5.520.725
38237090	Industrial fatty alcohols other than in the form of wax	73.498.242	333.133.216	97.321.477	441.382.577
38241000	Prepared binders for foundry moulds or cores	436.221	1.525.135	370.735	1.400.060
38244000	Prepared additives for cements, mortars or concretes	901.118	3.795.038	732.711	3.147.953
38245000	Non-refractory mortars and concretes	407.565	2.308.177	201.800	986.319
38246000	Sorbitol other than that of subheading 290544	3.230.262	13.812.864	2.221.148	9.724.299
38248100	Goods specified in Subheading Note 3 to this Chapter, containing oxirane (ethylene oxide)	-	42	-	9
38248900	Goods specified in Subheading Note 3 to this Chapter, containing short-chain chlorinated paraffins	-	3	-	1
38249100	Mixtures and preparations consisting mainly of methyl methyl methylphosphonate and bis methylphosphonate	1.300	34.884	2.125	72.678
38249910	Ink removers, stencil correctors, other correcting fluids & correction tapes(other than head 9612), packings for retail sale	487.827	1.623.530	699.020	2.696.529
38249930	Copying pastes with a basis of gelatin, whether presented in bulk/ ready for use (i.e: on a paper or textile backing)	601	3.876	2.101	14.395
38249940	Chemical products & preparations of the chemical or allied industries, composite inorganic solvents	7.455.711	38.190.444	6.100.685	32.344.009
38249950	Chemical products & preparations of the chemical or allied industries, acetone oil	20.765	62.170	19.754	75.826
38249960	Chemical products &preparations of the chemical or allied industries, chemical preparations contain monosodium glutamate	380.098	2.158.695	864.520	4.947.778
38249970	Chemical product&prep of the chemical/allied industries, other chemical prep, of used in the manufacture of foodstuff	295.898	3.627.201	1.015.751	11.312.572
38249991	Chemical products &preparations of chemical/allied industries, naphthenic acids,their water insoluble salts&their esters	1.574.126	17.152.556	2.974.636	25.404.683

Tabel 3 : Ekspor Indonesia menurut Komoditi (Kode HS 8 digit)

Mei 2023

Kode H S	Uraian golongan barang	Berat bersih (Kg)		Nilai F.O.B. (U S \$)	
		Bulan ini	Kumulatif	Bulan ini	Kumulatif
(1)	(2)	(3)	(4)	(5)	(6)
38249999	Prepared binders for foundry moulds/cores;chemical product&prep of chemical/allied industry; other than HS 38241000-38249991	3.347.415	12.775.029	2.228.835	8.758.103
38252000	Residual products of the chemical or allied industries, not elsewhere specified or included: sewage sludge	116	133	100	172
38253010	Clinical waste: syringes, needles, cannulae and the like	1	1	10	10
38256900	Residual products, other wastes from chemical or allied industries, other than mainly containing organic constituents	-	3.011.503	-	3.055
38259000	Residual products of the chemical/allied industries, not elsewhere specified/included, other than HS 38251000 - 38256900	-	15	-	189
38260021	Biodiesel, not containing petroleum oil, Palm Methyl Ester, with ester alkyl content ≥ 96.5 % but < 98 %	-	10.000.243	-	10.500.255
38260022	Biodiesel, not containing petroleum oil, Palm Methyl Ester with ester alkyl content > 98 %	7.999.885	217.762.271	8.575.774	205.670.907
38260029	Biodiesel, not containing petroleum oil, Palm Methyl Ester with ester alkyl content < 96.5 %	-	273.000	-	152.880
38260090	Biodiesel and mixtures thereof, containing <70 % by weight of petroleum oils or oils obtained from bituminous minerals.	-	186.700	-	131.624
38271190	Mixtures containing halogenated derivatives, containing CFCs, HCFCs, PFCs, oth than Transformer&ircuit breaker oils, contain by weight < 70 % of petroleum oils/oils obtained from bituminous minerals	-	225	-	1.295
38276110	Mixtures containing halogenated derivatives, containing mixture of HFC-125, HFC-143a and HFC-134a (HFC-404a)	-	12.535	-	61.138
38279000	Mixtures containing halogenated derivatives of methane, ethane or propane, not elsewhere specified or included, other than HS 38271110-38276900	-	3	-	98
39011012	Ethylene polymers,polyethylene w/ specific gravity of < 0.94,in liquid/paste form, Polyethylene containing 5 % or less alpha-olefin monomers)	-	120.322	-	130.476
39011019	Ethylene polymers,polyethylene w/ specific gravity of < 0.94,in liquid/paste form, oth than Polyethylene containing 5 % or less alpha-olefin monomers)	77.831	188.168	76.828	200.431
39011092	Ethylene polymers,polyethylene w/ specific gravity of < 0.94,in oth than liquid/paste form, Polyethylene containing 5 % or less alpha-olefin monomers)	2.311.300	16.012.892	2.386.271	17.186.867
39011099	Ethylene polymers,polyethylene w/ specific gravity of < 0.94,in oth than liquid/paste form, oth than Polyethylene containing 5 % or less alpha-olefin monomers)	21.255.674	59.985.522	21.948.637	62.468.141
39012000	Ethylene polymers, in primary forms, polyethylene having a specific gravity of > 0.94	4.962.607	21.992.413	5.450.215	24.043.708
39013000	Ethylene polymers, in primary forms, ethylene-vinyl acetate copolymers	276.166	1.030.135	542.732	1.903.960
39014000	Ethylene polymers, in primary forms, ethylene-alpha-olefin copolymers, having a specific gravity of < 0.94	3.527.580	19.086.837	2.599.031	13.516.037
39019090	Ethylene polymers, in primary forms, other than 3901.10 - 3901.40, other than in dispersion	8.170.699	34.536.403	6.865.971	29.383.773
39021040	Polypropylene in primary forms, granules, pellets, beads, flakes, chips and similar forms	763.961	2.370.766	1.031.422	3.858.784
39021090	Polypropylene in primary forms, other than in dispersion, granules, pellets, beads, flakes, chips and similar forms	1.201.740	4.755.146	669.407	2.720.169
39022000	Polyisobutylene, in primary forms	-	13	-	173
39023030	Propylene copolymers, in the form of liquids or pastes	120	809	628	4.403
39023090	Propylene copolymers, other than in the form of liquids or pastes	415.412	1.798.168	757.387	2.685.966
39029010	Propylene, oth olefin polymers, oth HS 39021000 - 39023000, chlorinated polypropylene suitable in printing ink formulation	58	274	115	3.398

Tabel 3 : Ekspor Indonesia menurut Komoditi (Kode HS 8 digit)

Mei 2023

Kode H S	Uraian golongan barang	Berat bersih (Kg)		Nilai F.O.B. (U S \$)	
		Bulan ini	Kumulatif	Bulan ini	Kumulatif
(1)	(2)	(3)	(4)	(5)	(6)
39029090	Propylene,oth olefin polymers,oth HS 39021000-39023000,oth than chlorinated polypropylene suitable in printing ink formulation	398.818	1.443.154	290.545	1.066.431
39031110	Polystyrene, expansible, in the form of granules	251.339	1.093.000	554.515	2.526.984
39031190	Polystyrene, expansible, in the form of other than granules	208	2.194	337	10.701
39031910	Polystyrene, other than expansible, in dispersion	1.145.420	5.196.590	503.365	2.091.060
39031920	Polystyrene, other than expansible, in granules, pellets, beads, flakes, chips and similar forms	407.042	1.750.767	443.512	1.876.019
39031990	Polystyrene, other than expansible, other than in dispersion, granules, pellets, beads, flakes, chips and similar forms	1.234.580	6.998.483	689.265	3.626.066
39032050	Styrene-acrylonitrile (SAN) copolymers, in non-aqueous dispersion	-	2	-	1
39032090	Styrene-acrylonitrile (SAN) copolymers, other than in aqueous and non-aqueous dispersion	53.500	271.940	41.991	279.001
39033040	Acrylonitrile-butadiene-styrene (ABS) copolymers, in aqueous dispersion	78.890	314.150	64.179	262.067
39033060	Acrylonitrile-butadiene-styrene (ABS) copolymers, in the form of granules	1.100	3.175	1.359	7.554
39033090	Acrylonitrile-butadiene-styrene (ABS) copolymers, oth than in aqueous and non-aqueous dispersionin, and the form of granules	1.262.632	7.341.041	759.763	4.425.120
39039030	Polymers of styrene, in primary forms, oth than polystrene, SAN, ABS, in dispersion	1.260.720	5.503.584	1.191.316	5.029.293
39039091	Polymers of styrene, in primary forms, oth than polystrene, SAN, ABS, other than in dispersion, impact resistant polymers of styrene, having notched izod impact at 23 oC less than 80 J/m	54.166	81.166	44.607	61.760
39039099	Polymers of styrene, in primary forms, oth than polystrene, SAN, ABS, other than in dispersion, oth than impact resistant polymers of styrene, having notched izod impact at 23 oC less than 80 J/m	2.468.390	8.800.153	2.855.419	10.917.675
39041010	Poly(vinyl chloride), not mixed with any other substances, homopolymers, suspension type	42.582.640	181.555.450	33.182.362	143.916.772
39041092	Poly(vinyl chloride), not mixed with any other substances, oth thn homopolymers suspension type, in the form of powder	2.844.000	4.158.000	2.358.533	3.589.230
39041099	Poly(vinyl chloride),not mixed with any oth substances,oth homopolymers suspension type,other than in the granules/powder form	2.880.132	11.049.058	2.120.990	8.216.115
39042190	Other poly(vinyl chloride), non-plasticised, in primary forms, in the form of other than granules and powder	-	39.064	-	17.200
39042210	Other poly(vinyl chloride), plasticised, in primary forms, in dispersion	-	44.000	-	21.120
39042220	Other poly(vinyl chloride), plasticised, in primary forms, in the form of granules	572.194	2.265.294	1.065.406	4.066.462
39042290	Other poly(vinyl chloride), plasticised, in primary forms, in the form of other than granules and powder	40.000	180.051	59.600	264.042
39043020	Vinyl chloride-vinyl acetate copolymers, in primary forms, in the form of powder	75	75	492	492
39043090	Vinyl chloride-vinyl acetate copolymers, in primary forms, other in the form of granules/powder	233	8.370	11.942	30.318
39044090	Other vinyl chloride copolymers, in primary forms, n.e.c. in heading 3904, in the form of other than granules and powder	201	201	867	867
39046110	Fluoro-polymers, polytetrafluoroethylene, in primary forms, in the form of granules	-	30	-	3.371
39046120	Fluoro-polymers, polytetrafluoroethylene, in primary forms, in the form of powder	-	1	-	54
39046190	Fluoro-polymers,polytetrafluoroethylene, in primary forms, other than in form of granules/powder	600	1.837	11.850	41.667

Tabel 3 : Ekspor Indonesia menurut Komoditi (Kode HS 8 digit)

Mei 2023

Kode H S	Uraian golongan barang	Berat bersih (Kg)		Nilai F.O.B. (U S \$)	
		Bulan ini	Kumulatif	Bulan ini	Kumulatif
(1)	(2)	(3)	(4)	(5)	(6)
39046990	Fluoro-polymers, other than polytetrafluoroethylene, in primary forms, in the form other than dispersion, granules, and powder	20	220	1.419	11.894
39049090	Vinyl chloride, oth halogenated olefin polymers, n.e.c. in heading no. 3904, other thn in form of dispersion/granules/powder	3.745	3.860	21.277	22.136
39051200	Poly(vinyl acetate), in aqueous dispersion, in primary forms	151.420	866.954	182.281	1.160.085
39051910	Poly(vinyl acetate), other than in aqueous dispersion, in primary forms, in the form of liquids or pastes	7.000	7.000	7.490	7.490
39051990	Poly(vinyl acetate), other than in aqueous dispersion, in primary forms, other than in the form of liquids or pastes	6.000	28.000	15.249	67.575
39052100	Vinyl acetate copolymers, in aqueous dispersion, in primary forms	138.120	310.540	160.849	425.470
39052900	Vinyl acetate copolymers, other than in aqueous dispersion, in primary forms	40.001	80.001	78.001	160.001
39053090	Poly(vinyl alcohol), whether or not containing unhydrolysed acetate groups, other than in dispersion	11.500	11.701	15.921	16.533
39059110	Other vinyl polymers in primary forms, copolymers, in dispersion	-	22	-	149
39059190	Other vinyl polymers in primary forms, copolymers, other than in dispersion	28	5.419	1.347	131.266
39059990	Other vinyl polymers in primary forms, other than copolymers, other than in aqueos and non-aqueos dispersion	56.471	215.172	256.074	802.985
39061010	Acrylic polymers, poly(methyl methacrylate), in primary forms, in dispersion	218.001	1.240.483	191.835	1.165.459
39061090	Acrylic polymers, poly(methyl methacrylate), in primary forms, other than in dispersion	302.245	1.069.021	460.014	1.626.155
39069020	Acrylic polymers, other than poly(methyl methacrylate), in primary forms, in dispersion	3.335.751	19.787.245	3.735.840	19.948.344
39069092	Acrylic polymers, other than poly(methyl methacrylate), in primary forms, other than in dispersion, sodium polyacrylate	1.070.254	5.830.885	1.308.005	8.036.044
39069099	Acrylic polymers, other than poly(methyl methacrylate), in primary forms, other than in dispersion, other than sodium polyacrylate	1.862.343	7.240.279	3.001.132	11.510.446
39071000	Polyacetals, in primary forms	191.027	653.790	131.740	401.987
39072100	Other polyethers, in primary forms, bis(poyoxyethylene) methylphosphonate	29.475	112.053	90.599	304.785
39072910	Other polyethers, in primary forms, other than bis(poyoxyethylene) methylphosphonate, polytetramethylene ether glycol	17.286	484.766	192.974	981.743
39072990	Other polyethers, in primary forms, other than bis(poyoxyethylene) methylphosphonate, other than polytetramethylene ether glycol	135.982	415.823	272.179	1.130.110
39073020	Epoxide resins, in primary forms, of a kind used for coating, in powder form	1.115	1.562	8.809	9.857
39073030	Epoxide resins, in primary forms, in the form of liquids or pastes	21.553	69.201	13.655	62.261
39073090	Epoxide resins, in primary forms, other than of a kind used for coating in powder form, other than in liquids/pastes form	72.450	254.788	274.637	837.644
39074000	Polycarbonates, in primary forms	738.006	6.167.687	684.629	4.441.073
39075010	Alkyd resins, in primary forms, in the form of liquids or pastes	688.510	3.210.476	1.079.344	4.929.481
39075090	Alkyd resins, in primary forms, other than in the form of liquids or pastes	469.727	2.914.079	779.856	4.711.761
39076100	Poly(ethylene terephthalate), in primary forms, having a viscosity of 78ml/g or higher	7.370.331	33.464.568	8.623.610	39.050.554
39076910	Poly(ethylene terephthalate), in primary forms, having a viscosity of less than 78ml/g, in the form granules	5.324.434	14.704.174	4.532.328	10.977.689

Tabel 3 : Ekspor Indonesia menurut Komoditi (Kode HS 8 digit)

Mei 2023

Kode H S	Uraian golongan barang	Berat bersih (Kg)		Nilai F.O.B. (U S \$)	
		Bulan ini	Kumulatif	Bulan ini	Kumulatif
(1)	(2)	(3)	(4)	(5)	(6)
39076990	Poly(ethylene terephthalate), in primary forms, having a viscosity of less than 78ml/g, other than in the form granules	6.677.555	34.533.704	5.983.963	32.234.539
39079130	Polyesters, n.e.c. in heading no. 3907, unsaturated, in primary forms, in the form of liquids or pastes	-	183.860	-	302.469
39079190	Polyesters,n.e.c. in heading no. 3907,unsaturated, in primary forms,oth granules&similar forms,oth in the form of liquids/pastes	44.993	142.567	75.342	281.980
39079940	Polyester, n.e.c. in heading no. 3907, saturated, in primary forms, of a kind used for coating, in powder form	15.300	109.017	70.505	543.871
39079990	Polyesters, n.e.c. in heading no.3907, saturated, in primary forms, other than of a kind used for coating in powder form, thermoplastic liquid crystal aromatic polyester copolymers, and PBS	1.850.551	7.165.246	1.915.172	7.038.238
39081010	Polyamide-6, in primary forms	2.201.818	9.955.708	3.504.957	14.221.634
39081090	Polyamide-11, -12, -6,6, -6,9, -6,10 or -6,12, in primary forms	455.941	1.560.959	423.115	1.468.618
39089000	Polyamides, other than Polyamide-6, -11, -12, -6,6, -6,9, -6,10 or -6,12, in primary forms	28.298	268.025	4.092	138.107
39091010	Urea resins, thiourea resins, in primary forms, moulding compounds	27.000	27.200	25.651	26.621
39091090	Urea resins, thiourea resins, in primary forms, other than moulding compounds	476.817	2.063.385	459.585	1.978.855
39092010	Melamine resins, in primary forms, moulding compounds	34.169	128.037	66.540	294.254
39092090	Melamine resins, in primary forms, other than moulding compounds	189.387	818.380	355.935	1.430.047
39093190	Amino resin, poly(methylene phenyl isocyanate) (crude MDI, polymeric MDI), other than of a kind used for moulding	14.250	693.823	40.506	1.527.020
39093999	Amino resin, other than poly(methylene phenyl isocyanate) (crude MDI, polymeric MDI), other than moulding compounds, other than glyoxal monourein resin	3.005	13.413	3.188	32.793
39094010	Phenolic resins, in primary forms, moulding compounds other than phenol formaldehyde	-	2.782	-	37.908
39094090	Phenolic resins, in primary forms, other than moulding compounds other than phenol formaldehyde	429.004	1.746.483	1.004.303	4.058.052
39095000	Polyurethanes, in primary forms	362.374	1.349.451	750.016	3.569.665
39100020	Silicones, in primary forms, in dispersion and in solutions	98.310	390.176	186.065	862.672
39100090	Silicones, in primary forms, other than in dispersion and in solutions	150.815	864.224	251.181	1.570.322
39111000	Petroleum resins, coumarone, indene or coumarone-indene resins and polyterpenes, in primary forms	5.174	20.444	10.801	40.749
39119000	Polysulphides, polysulphones and oth products spec. in Note 3 this Chapter, not elsewhere specified/included,in primary forms	138.083	354.915	278.038	748.859
39121100	Cellulose acetates, non-plasticised, in primary forms	-	0	-	96
39121200	Cellulose acetates, plasticised, in primary forms	918	4.301	22.870	110.213
39122019	Cellulose nitrates (including collodions),in primary forms, non-plasticised,oth water-based semi-finished nitrocellulose and alcohol-damped nitrocellulose	259.270	976.598	672.345	2.647.244
39122020	Cellulose nitrates (including collodions), in primary forms, plasticised	-	9.590	-	27.571
39123100	Cellulose ethers, carboxymethylcellulose and its salts, in primary forms	20.000	58.021	98.797	233.636
39123900	Cellulose ethers, in primary forms, other than carboxymethylcellulose and its salts	1.516	13.120	19.950	264.538
39129090	Cellulose and its chemical derivatives, in primary forms, other than cellulose acetates and cellulose nitrates, other than in the form of granules	11.667	45.818	95.147	286.480
39131000	Alginic acid, its salts and esters, in primary forms	3.537	6.196	28.048	50.599
39139020	Chemical derivatives of natural rubber, in primary forms	-	7	-	220
39139030	Starch-based polymers, in primary forms	61.100	163.401	182.510	480.549

Tabel 3 : Ekspor Indonesia menurut Komoditi (Kode HS 8 digit)

Mei 2023

Kode H S	Uraian golongan barang	Berat bersih (Kg)		Nilai F.O.B. (U S \$)	
		Bulan ini	Kumulatif	Bulan ini	Kumulatif
(1)	(2)	(3)	(4)	(5)	(6)
39139090	Natural polymers & modified natural polymers, in primary forms, other than HS 39131000-39139030	60.749	342.533	610.304	3.028.234
39140000	Ion-exchangers based on polymers of heading no. 3901 to 3913, in primary forms	-	600	-	6.340
39151010	Waste, parings and scrap, of polymers of ethylene, of non-rigid cellular products	-	500	-	95
39151090	Waste, parings & scrap, of polymers of ethylene, other than of non-rigid cellular products	207.859	2.412.564	110.929	1.414.854
39153090	Waste, parings & scrap, of polymers of vinyl chloride, other than of non-rigid cellular products	53.000	61.000	16.265	19.493
39159010	Waste, parings & scrap, of poly(ethylene terephthalate)	2.873.031	10.258.689	1.849.241	11.449.701
39159020	Waste, parings & scrap, of polypropylene	53.000	70.218	13.000	16.386
39159030	Waste, parings & scrap, of polycarbonate	14.379	109.158	3.163	43.543
39159050	Waste, parings & scrap, of phenolic resins, of amino resins, of hardened protein, of chemical derivatives of natural rubber	-	24.920	-	13.581
39159090	Waste, parings & scrap, of other HS 39159010-39159050	986.814	3.825.880	584.927	2.098.076
39161010	Monofilament, whether or not surface-worked but not otherwise worked, of polymers of ethylene	-	4.378	-	21.216
39161020	Rods, sticks and profile shapes, whether or not surface-worked but not otherwise worked, of polymers of ethylene	9.060	128.185	40.420	536.265
39162010	Monofilament, whether or not surface-worked but not otherwise worked, of polymers of vinyl chloride	58.882	184.464	213.544	779.478
39162020	Rods, sticks & profile shapes, whether or not surface-worked but not otherwise worked, of polymers of vinyl chloride	843	3.570	8.216	32.866
39169011	Monofilament of which any cross-sectional dimension exceeds 1 mm, rods, sticks and profile shapes, whether or not surface-worked but not otherwise worked, of polypropylene	550.556	2.676.954	1.197.154	5.506.266
39169019	Monofilament of which any cross-sectional dimension exceeds 1 mm, rods, sticks and profile shapes, whether or not surface-worked but not otherwise worked, of other than polypropylene and polystyrene	-	37	-	631
39169029	Monofilament, rods, sticks and profile shapes, whether/not surface-worked but not otherwise worked, of other condensation/rearrangement polymerisation products	2	120	32	94
39169050	Monofilament, rods, sticks and profile shapes, of vulcanised fibre	100	104	121	125
39169060	Monofilament, rods, sticks and profile shapes, of chemical derivatives of natural rubber	51	290	10.621	42.029
39169091	Monofilament of which any cross-sectional dimension >1mm, of plastics, other than HS 39161010-39169080	7.526	167.622	95.693	1.045.897
39169092	Rods, sticks & profile shapes, of plastics, other than HS 39161020-39169080	14.105	29.768	211.613	273.950
39171010	Artificial guts (sausage casings) of hardened protein	3.856	3.936	1.410	1.465
39171090	Artificial guts (sausage casings) of cellulosic materials	6.449	35.649	16.490	78.880
39172100	Tubes, pipes and hoses, rigid, of polymers of ethylene	53.460	172.267	53.493	161.481
39172200	Tubes, pipes and hoses, rigid, of polymers of propylene	573.724	2.156.941	2.425.197	9.003.448
39172300	Tubes, pipes and hoses, rigid, of polymers of vinyl chloride	12.234	81.638	31.076	191.890
39172911	Tubes, pipes and hoses, rigid, further worked than merely surface worked, of other addition polymerisation products	29.073	49.855	50.444	87.541
39172919	Tubes, pipes and hoses, rigid, further worked than merely surface worked, other than HS 39172911-39172912	177.785	540.286	1.015.982	1.715.514
39172921	Tubes, pipes & hoses, rigid, other than further worked than merely surface worked, of other addition polymerisation products	-	0	-	4
39172922	Tubes, pipes and hoses, rigid, other than further worked than merely surface worked, of phenolic resins	-	555	-	5.712
39172929	Tubes, pipes & hoses, rigid, oth further worked thn merely surface worked, oth HS 39172921-39172925	12.288	115.265	82.300	498.556

Tabel 3 : Ekspor Indonesia menurut Komoditi (Kode HS 8 digit)

Mei 2023

Kode H S	Uraian golongan barang	Berat bersih (Kg)		Nilai F.O.B. (U S \$)	
		Bulan ini	Kumulatif	Bulan ini	Kumulatif
(1)	(2)	(3)	(4)	(5)	(6)
39173111	Flexible tube, pipe & hose, min burst pressure 27.6Mpa, further worked thn merely surface worked, of addition polymerisation products	1	3	219	226
39173119	Flexible tube, pipe & hose, min burst pressure 27.6 Mpa, further worked thn merely surface worked, other than HS 39173111-39173112	1.889	8.001	50.366	218.930
39173124	Flexible tubes, pipes & hoses, min burst pressure 27.6Mpa, other further worked thn merely surface worked, of vulcanised fibre	2	2	10	10
39173129	Flexible tubes, pipe & hose, min burst pressure 27.6 Mpa, oth further worked thn merely surface worked, oth HS 39173121-39173125	358	619	3.460	4.703
39173210	Sausage or ham casings, not reinforced or otherwise combined with other materials, without fittings	-	102	-	3.415
39173220	Thermoplastic hoses for gas stove, not reinforced or otherwise combined with other materials, without fittings	100	2.738	524	10.698
39173291	Tubes, pipe & hose, other than HS 39173100, without fittings, further worked than merely surface-worked, of addition polymerisation products	859	4.800	11.702	141.940
39173292	Tubes, pipe & hose, other than HS 39173100, without fittings, further worked than merely surface-worked, of oth than addition polymerisation products	1.368	8.919	5.191	28.630
39173293	Tubes, pipe & hose, other than HS 39173100, without fittings, not further worked than merely surface-worked, of addition polymerisation products	-	1	-	8
39173299	Tubes, pipe & hose, oth than HS 39173100, without fittings, not further worked than merely surface-worked, other than HS 39173293-39173295	17.926	134.168	114.619	545.657
39173310	Tubes, pipe & hose, oth than HS 39173100, with fittings, further worked than merely surface-worked	16.404	37.313	157.851	363.539
39173390	Tubes, pipe & hose, oth than HS 39173100, with fittings, other than further worked than merely surface-worked	12.563	30.561	136.406	337.946
39173919	Tubes, pipe & hose, oth than HS 39173100-39173300, further worked than merely surface-worked, other than 39173911-39173912	1.033	9.193	68.662	493.504
39173993	Tubes, pipe & hose, oth than HS 39173100-39173300, other than further worked than merely surface-worked, of other condensation or rearrangement polymerisation products	22.169	111.483	106.872	534.225
39173999	Tubes, pipe & hose, oth than HS 39173100-39173300, other than further worked than merely surface-worked, other than 39173991-39173994	24.304	124.122	355.751	1.584.318
39174000	Fittings (e.g. joints, elbows, flanges), of plastics	602.150	2.018.296	2.428.855	8.680.372
39181011	Floor coverings, of polymers of vinyl chloride, whether or not self-adhesive, in the form of tiles	11	49	103	1.009
39181019	Floor coverings, of polymers of vinyl chloride, whether or not self-adhesive, in rolls	-	2.649	-	16.649
39181090	Floor coverings, of polymers of vinyl chloride, whether or not self-adhesive, in other than the form of tiles and rolls	325	35.234	277	35.696
39189011	Floor coverings, of polyethylene, whether or not self-adhesive, in the form of tiles	-	1	-	1
39189013	Floor coverings, of polyethylene, whether or not self-adhesive, in the form of other than tiles	20	283	100	442
39189016	Floor coverings, of vulcanised fibre	-	12	-	15
39189019	Floor coverings, of other plastics other than HS 39189011-39189016	13.575	53.356	25.734	119.203
39189099	Wall or ceiling coverings of plastic, of vulcanised fibre	174.064	990.688	425.955	2.695.913
39191010	Self-adhesive plates, sheets, film, foil, tape, strip and other flat shapes, of polymers of vinyl chloride, in rolls of a width ≤ 20 cm	1.668	8.313	9.151	63.272
39191020	Self-adhesive plates, sheets, film, foil, tape, strip and other flat shapes, of polyethylene, in rolls of a width ≤ 20 cm	272.151	1.234.041	55.670	1.300.665

Tabel 3 : Ekspor Indonesia menurut Komoditi (Kode HS 8 digit)

Mei 2023

Kode H S	Uraian golongan barang	Berat bersih (Kg)		Nilai F.O.B. (U S \$)	
		Bulan ini	Kumulatif	Bulan ini	Kumulatif
(1)	(2)	(3)	(4)	(5)	(6)
39191091	Self-adhesive plates, sheets, film, foil, tape, strip and other flat shapes, of hardened protein or chemical derivatives of natural rubber, in rolls of a width ≤ 20 cm	913	4.389	35.774	175.451
39191092	Self-adhesive plates, sheets, film, foil, tape, strip and other flat shapes, of addition polymerisation products, in rolls of a width ≤ 20 cm	-	11	-	105
39191099	Self-adhesive plates, sheets, film, foil, tape, strip and other flat shapes, in rolls of a width ≤ 20 cm, other than HS 39191091-39191092	4.219.171	15.777.809	4.385.719	20.859.418
39199010	Self-adhesive plates, sheets, film, foil, tape, strip and other flat shapes, of polymers of vinyl chloride, in rolls of a width > 20 cm	16.963	56.462	116.918	464.187
39199020	Self-adhesive plates, sheets, film, foil, tape, strip and other flat shapes, of hardened protein, in rolls of a width > 20 cm	2	4	5	32
39199091	Self-adhesive plates, sheets, film, foil, tape, strip and other flat shapes, of chemical derivatives of natural rubber, in rolls of a width > 20 cm	1.085	11.612	25.008	112.809
39199092	Self-adhesive plates, sheets, film, foil, tape, strip and other flat shapes, of addition polymerisation products, in rolls of a width > 20 cm	1.863	7.655	8.850	36.378
39199099	Self-adhesive plates, sheets, film, foil, tape, strip and other flat shapes, in rolls of a width > 20 cm, other than HS 39199091-39199092	70.034	261.083	489.665	1.756.538
39201011	Plates and sheets, of polymers of ethylene, non-cellular and not reinforced, laminated, supported or similarly combined with other materials, rigid	-	6	-	12
39201019	Plates and sheets, of polymers of ethylene, non-cellular and not reinforced, laminated, supported or similarly combined with other materials, other than rigid	2.307.393	11.732.526	4.962.128	23.275.462
39201090	Film, foil and strip, of polymers of ethylene	936.867	5.408.056	1.544.705	9.229.041
39202010	Plastics, biaxially oriented polypropylene film, of polymers propylene, non-cellular & not reinforced	6.000.734	29.821.867	13.193.100	63.807.249
39202091	Plastics, plate & sheet, other than biaxially oriented polypropylene film, of polymers propylene, non-cellular & not reinforced	819.865	3.754.245	1.562.010	6.946.274
39202099	Plastics, film, foil & strip, other than biaxially oriented polypropylene film, of polymer propylene, non-cellular & not reinforced	1.174.257	4.429.180	1.885.098	7.543.377
39203020	Plastics, of polymers of styrene, acrylonitrile butadiene styrene (ABS) sheets used in the manufacture of refrigerators	77.584	404.681	263.629	1.247.799
39203091	Plastics, plate & sheets of polymer styrene, acrylonitrile butadiene styrene sheet used manufacture of refrigerators, rigid	5.446	23.246	97.256	361.242
39203092	Plastics, plate & sheets of polymer styrene, acrylonitrile butadiene styrene sheet used manufacture of refrigerator, other than rigid	-	14	-	65
39203099	Plastics, film, foil & strip of polymer styrene, acrylonitrile butadiene styrene sheet used manufactur refrigerator	18.381	136.232	136.024	1.009.529
39204310	Plastics, plates & sheets, of polymers of vinyl chloride, containing by weight not less than 6% of plasticisers	20.670	48.288	91.355	197.453
39204390	Plastics, film, foil & strip, of polymers of vinyl chloride, containing by weight not less than 6% of plasticisers	48.483	343.523	142.822	882.202
39204900	Plastics, of polymers of vinyl chloride, containing by weight more than 6% of plasticisers	80.869	528.253	236.537	1.618.382
39205111	Plastics, plates & sheets of acrylic polymers, of polymethyl methacrylate, rigid	997.352	4.826.941	2.579.122	11.791.676
39205119	Plastics, plates & sheets of acrylic polymers, of polymethyl methacrylate, other than rigid	2.624.469	10.947.951	7.648.588	32.082.547
39205190	Plastics, film, foil and strip, of acrylic polymers, of polymethyl methacrylate	263.511	381.600	560.770	744.412

Tabel 3 : Ekspor Indonesia menurut Komoditi (Kode HS 8 digit)

Mei 2023

Kode H S	Uraian golongan barang	Berat bersih (Kg)		Nilai F.O.B. (U S \$)	
		Bulan ini	Kumulatif	Bulan ini	Kumulatif
		(1)	(2)	(3)	(4)
39205911	Plastics, plates & sheets of acrylic polymers (excluding polymethyl methacrylate), rigid	-	27.501	-	114.154
39205990	Plastics, film, foil and strip of acrylic polymers (excluding polymethyl methacrylate)	229	442	1.854	4.184
39206110	Plastics, plates&sheets, of polycarbonates, non-cellular¬ reinforced,laminate,support/combined with other materials	144.305	1.366.033	684.093	5.542.811
39206190	Plastics, film,foil and strip, of polycarbonates, non-cellular¬ reinforced,laminate,support/combine with oth materials	76.314	264.659	109.735	329.206
39206210	Plastics,plate&sheet,of poly(ethylene terephthalate), non-cellular¬ reinforce,laminate,support/combine oth material	1.761.861	8.243.963	3.926.024	23.291.971
39206291	Plastics,of poly(ethylene terephthalate), solar protection film	116.522	117.095	160.634	168.120
39206299	Plastics,of poly(ethylene terephthalate), other than solar protection film	3.064.862	15.248.535	8.875.389	38.834.918
39206910	Plastics,plates & sheets,of other polyesters,non-cellular & not reinforced,laminated,supported/combined oth material	8.453	202.915	21.053	318.261
39206990	Plastics, film,foil & strip,of other polyesters,non-cellular & not reinforced,laminated,supported/combined oth material	196.542	1.192.440	950.221	4.386.251
39207191	Plastics, plates, sheets, film, foil and strip (not self-adhesive), of regenerated cellulose, printed sheets	7	7	541	541
39207199	Plastics, plates, sheets, film, foil and strip (not self-adhesive), of regenerated cellulose, other than printed sheets	-	16	-	977
39207999	Plastics, film,foil&strip other than nitrocellulose(gun cotton) & vulcanised fibre,laminated,supported/combined oth material	-	1	-	40
39209110	Plastics, film of a kind used in safety glass,thickness >0.38mm but≤ 0.76mm, & of a width ≤2 m, of poly(vinyl butyral)	97	741	8.439	34.736
39209191	Plastics, plate&sheet,film unused in safety glass, thickness >0.38mm but ≤ 0.76mm, & width ≤2 m, of poly(vinyl butyral)	221	27.021	334	8.774
39209199	Plastics, foil&strip, film unused in safety glass, thickness >0.38mm but ≤ 0.76mm, & width≤2 m, of poly(vinyl butyral)	10.377	105.995	21.098	171.447
39209210	Plastics,plates,sheets,film,foil&strip,of polyamide-6,non-cellular¬ reinforce,laminate,support/combine oth materials	1.095.170	5.285.308	3.038.362	15.646.473
39209299	Plastics, film,foil&strip,other than of polyamide-6,non-cellular¬ reinforced, laminated,support/combine oth materials	109	343	2.180	5.152
39209390	Plastics, film,foil & strip, of amino-resins, non-cellular & not reinforced, laminated,support/combine oth materials	0	0	6	6
39209499	Plastics, film,foil & strip, other than phenol formaldehyde sheets,laminated,supported/combined with oth material	-	37	-	41
39209921	Plastics, plates & sheets, of plastics n.e.c. in heading 3920, of addition polymerisation products	-	10.904	-	30.884
39209929	Plastics, film, foil & strip, of plastics n.e.c. in heading 3920, of addition polymerisation products	-	18	-	260
39209931	Plastics, plates & sheets, of plastics n.e.c. in heading 3920, of condensation or rearrangement polymerisation products	-	3	-	1.400
39209939	Plastics, film, foil & strip, of plastics n.e.c. in heading 3920, of condensation or rearrangement polymerisation products	-	60	-	1.400
39209990	Plastics, of plastics n.e.c. in heading 3920, laminated, supported/combine oth material, other than HS 39201011-39209939	709	28.795	13.891	185.994
39211121	Other plates, sheets, film, foil and strip, of plastics, Cellular, of polymers of styrene :Rigid : of condensation or rearrangement polymerisation products, plates and sheets	-	351	-	1.175

Tabel 3 : Ekspor Indonesia menurut Komoditi (Kode HS 8 digit)

Mei 2023

Kode H S	Uraian golongan barang	Berat bersih (Kg)		Nilai F.O.B. (U S \$)	
		Bulan ini	Kumulatif	Bulan ini	Kumulatif
(1)	(2)	(3)	(4)	(5)	(6)
39211129	Other plates, sheets, film, foil and strip, of plastics, Cellular, Of polymers of styrene :Rigid : of condensation or rearrangement polymerisation products, plates and sheets	1	2.625	5	2.345
39211191	Plastics, plates & sheets, of polymers of styrene, cellular, not rigid	2	135	106	623
39211192	Plastics, film, of polymers of styrene, cellular, not rigid	1	4.503	1	12.161
39211199	Plastics, foil and strip, of polymers of styrene, cellular, not rigid	-	568	-	3.948
39211200	Plastics, plates, sheets, film, foil and strip, of polymers of vinyl chloride, cellular	59.238	153.213	137.521	477.800
39211311	Plastics, plates & sheets, of polyurethanes: of styrene, cellular, rigid	358	4.815	4.644	68.051
39211319	Plastics, plates & sheets, of polyurethanes: of styrene, cellular, not rigid	5.644	32.668	63.034	357.782
39211391	Plastics, plates & sheets, of polyurethanes, cellular, not rigid	18.473	43.232	180.828	477.104
39211392	Plastics, film, of polyurethanes, cellular, not rigid	26	35	193	226
39211399	Plastics, foil and strip, of polyurethanes, cellular, not rigid	16.262	120.597	192.078	1.122.377
39211491	Plastics, plates & sheets, of regenerated cellulose, cellular, not rigid	8	16	1	5
39211492	Plastics, film, of regenerated cellulose, cellular, not rigid	560	560	1.061	1.061
39211499	Plastics, foil and strip, of regenerated cellulose, cellular, not rigid	1	1	22	22
39211911	Other plates, sheets, film, foil and strip, of plastics, cellular : of other plastics : plates and sheets of addition polymerisation products, other of polypropylene	489	1.782	15.192	51.175
39211912	Other plates, sheets, film, foil and strip, of plastics, Cellular , of other plastics, plates and sheets of addition polymerisation products , other of polyethylene	59	233	1.117	3.349
39211919	Other plates, sheets, film, foil and strip, of plastics, cellular , of other plastics, plates and sheets of addition polymerisation products , other than other	12.823	55.714	64.827	167.176
39211939	Plates and sheets of condensation or rearrangement polymerisation products of other than polycarbonates	1	19	3	61
39211940	Plates and sheets of cellulose or its chemical derivatives, or of vulcanised fibre	6	14	40	67
39211969	Film and foil, other than of nitrocellulose (gun-cotton) and hardened proteins, of chemical derivatives of natural rubber	15.120	15.120	80.220	80.220
39211999	Strip, other than of nitrocellulose (gun-cotton) and hardened proteins, of chemical derivatives of natural rubber	1.192.217	5.386.871	4.011.184	17.982.703
39219010	Plastics, plates, sheets, film, foil and strip, other than cellular, of vulcanised fibre	212	2.269	5.459	116.728
39219020	Plastics, plates, sheets, film, foil and strip, other than cellular, of hardened proteins	102.851	323.783	218.692	677.095
39219030	Plastics, plates, sheets, film, foil and strip, other than cellular, of chemical derivatives of natural rubber	1	1	5	5
39219041	Plastics, plates & sheets, other than cellular, of condensation or rearrangement polymerisation products	14.688	40.139	51.492	144.618
39219042	Plastics, film, other than cellular, of condensation or rearrangement polymerisation products	-	0	-	5
39219049	Plastics, foil & strip, other than cellular,of condensation or rearrangement polymerisation products	60	484	33	696
39219060	Plastics, plates, sheets, film, foil and strip, other than cellular, of other cellulose or its chemical derivatives	-	3	-	32
39219070	Plastics, plates, sheets, film, foil and strip, other than cellular, of additional polymerisation products	3	27.676	1.507	5.809
39219090	Plastics, plates, sheets, film, foil and strip, other than cellular, of other than HS 39219010-39219060	1.913.830	9.037.273	6.818.333	31.522.502
39221011	Bathtubs having rectangular or oblong interior shape of plastics	27	525	26	573

Tabel 3 : Ekspor Indonesia menurut Komoditi (Kode HS 8 digit)

Mei 2023

Kode H S	Uraian golongan barang	Berat bersih (Kg)		Nilai F.O.B. (U S \$)	
		Bulan ini	Kumulatif	Bulan ini	Kumulatif
(1)	(2)	(3)	(4)	(5)	(6)
39221019	Plastics, baths, other than bathtubs having rectangular or oblong interior shape	1.867	17.476	11.054	137.912
39221090	Baths, shower-baths, sinks and wash-basins, other than bathtubs having rectangular or oblong interior shape of plastics	15.815	66.507	58.687	239.735
39222000	Lavatory seats and covers	5.772	26.105	83.311	356.320
39229011	Lavatory pans, flushing cisterns and urinals, parts flushing cisterns	-	960	-	5.900
39229012	Lavatory pans, flushing cisterns and urinals , flushing cisterns equipped with their mechanisms	144	2.396	510	7.886
39229019	Lavatory pans, flushing cisterns and urinals, other than parts and flushing cisterns equipped with their mechanisms	9.742	20.466	8.121	23.414
39229090	Plastics, bidets, lavatory pans, flushing cisterns and similar sanitary ware n.e.c. in heading no. 3922	12.963	40.474	34.011	140.891
39231010	Plastics, cases for film, tape and optical discs, for the conveyance or packing of goods	304.719	1.260.478	1.823.468	7.490.023
39231020	Plastics, other of specially shaped or fitted for the conveyance or packing of semiconductor wafers, masks or reticles , for the conveyance or packing of goods	-	518	-	4.356
39231090	Plastics, boxes, crates and similar articles, for the conveyance or packing of goods	347.776	1.729.690	3.200.823	14.438.129
39232111	Ethylene polymer; aseptic bag reinforced with aluminium foil,width >315 mm and length >410mm, incorporating a sealed gland	391.762	1.894.246	495.206	2.389.907
39232119	Ethylene polymer;aseptic bag reinforced with aluminium foil,width ≤315 mm& length ≤410mm,incorporating a sealed gland	2.811.921	11.787.803	4.597.129	19.022.141
39232191	Ethylene polymer;aseptic bag not reinforced with aluminium foil,width>315 mm and length>410mm, incorporating a sealed gland	28.152	95.117	207.484	643.112
39232199	Ethylene polymer;aseptic bag not reinforced with aluminium foil,width ≤315 mm and length≤ 410mm, incorporating sealed gland	5.949.535	26.283.867	9.193.903	39.068.342
39232910	Ethylene polymer; aseptic bags reinforced/not with aluminium foil,width>315 mm and length>410 mm,incorporating a sealed gland	153	711	1.503	12.013
39232990	Ethylene polymer;aseptic bags reinforced/not with aluminium foil,width ≤315 mm & length ≤410 mm,incorporat a sealed gland	706.512	2.850.026	2.156.001	8.016.358
39233020	Plastic, carboy,bottle,flask and similiar,multilayer fibreglas reinforce container,for compress/liquefied gas;for conveyance/pack	112	147	81	833
39233090	Plastic;carboy,bottle,flask and similiar,other than multilayer fibreglass containers,for compress/liquefied gas;for conveyance/packing	225.006	933.869	1.245.345	6.135.592
39234010	Spools, cops, bobbins and similar supports, suitable for use with the machines of heading 8444, 8445 or 8448	10.262	47.178	31.435	94.993
39234090	Spools, cops, bobbins and similar supports, not for use with the machines of heading 8444, 8445 or 8448	67.063	315.900	185.530	1.191.890
39235000	Spools, cops, bobbins & similar supports, stoppers, lids, caps and other closures, for the conveyance or packing of goods	317.464	985.450	1.925.084	6.638.772
39239010	Spools, cops, bobbins and similar supports, toothpaste tubes	18.330	75.513	129.926	557.818
39239090	Spools, cops, bobbins and similar supports, other than toothpaste tubes	1.686.057	8.544.386	4.832.436	23.908.453
39241010	Plastics, tableware and kitchenware, of melamine	13.226	405.291	73.788	22.176.318
39241091	Plastics, tableware and kitchenware, other of melamine, baby feeding bottles	189.850	836.260	2.069.346	10.756.242
39241099	Plastics, tableware and kitchenware, other of melamine, other than baby feeding bottles	404.444	1.765.744	1.609.714	6.611.369

Tabel 3 : Ekspor Indonesia menurut Komoditi (Kode HS 8 digit)

Mei 2023

Kode H S	Uraian golongan barang	Berat bersih (Kg)		Nilai F.O.B. (U S \$)	
		Bulan ini	Kumulatif	Bulan ini	Kumulatif
(1)	(2)	(3)	(4)	(5)	(6)
39249010	Plastics, household articles and hygienic or toilet articles, bed pans, urinals (portable type) /chamber-potss	-	4.203	-	16.993
39249020	Plastics, household articles and hygienic/toilet articles nipple former, breastshells, nipple shields, hand expression funnel	20	51	790	2.025
39249030	Plastics, household articles and hygienic or toilet articles supplementary feeding system for babies	-	5	-	71
39249090	Plastics, household articles and hygienic or toilet articles n.e.c. in heading no. 3924	501.479	2.019.134	3.430.990	13.738.226
39251000	Plastics, reservoirs, tanks, vats and similar containers, of a capacity exceeding 300 l	24.848	135.451	44.810	255.864
39252000	Plastics, doors, windows and their frames and thresholds for doors	26.089	63.676	78.041	222.123
39253000	Plastics, shutters, blinds (including Venetian blinds) and similar articles and parts thereof	60.462	233.005	428.506	1.633.517
39259000	Plastics, builders' ware, n.e.c. or included in heading no. 3925	147.871	606.902	501.337	2.573.429
39261000	Plastics, office or school supplies	213.499	1.381.111	938.250	5.884.085
39262010	Plastics, glove, aprons, babies'bibs	7.828	56.928	491.145	3.525.408
39262020	Plastics, shoulder pads or shields	1	438	31	12.584
39262030	Plastics, other padding for articles of apparel or clothing accessories	9.990	40.113	27.706	99.237
39262060	Plastics, articles of apparel used for protection from chemical substances, radiation or fire	-	1	-	1
39262090	Plastics, articles of clothing accessories (including gloves, mittens & mitts)	96.752	684.894	939.280	6.002.811
39263000	Plastics, fittings for furniture, coachwork or the like	62.833	237.779	1.344.046	2.645.414
39264000	Plastics, statuettes and other ornamental articles	70.736	422.596	393.817	2.261.310
39269010	Plastics, floats for fishing nets	10.734	34.463	43.548	218.707
39269020	Plastics, fans and handscreens, frames and handles therefor, and parts thereof	16.171	86.039	59.363	304.796
39269032	Plastics, hygienic, medical and surgical articles, plastic moulds with denture imprints	-	28	-	329
39269039	Plastics, hygienic, medical and surgical articles, other than plastic moulds with denture imprints	43.288	244.015	637.005	3.235.786
39269041	Plastics, safety and protective devices, police shields	19	95	14	271
39269042	Plastics, safety and protective devices, protective masks for use in welding and similar work	9	192	251	1.910
39269049	Plastics, safety and protective devices, other than HS 39269041 - 39269044	19.186	113.642	243.460	1.247.210
39269053	Plastics, articles for industrial uses, transmission or conveyor belts or belting	1.623	8.372	27.824	185.609
39269055	Plastics, articles for industrial uses, plastic J-hooks or bunch blocks for detonators	500	568	4.545	5.303
39269059	Plastics, articles for industrial uses, other than HS 39269053 - 39269055	263.592	1.228.263	2.942.742	14.556.626
39269060	Plastics, poultry feeders	30	3.780	370	16.151
39269081	Plastics, shoe lasts	2.307	15.171	43.386	287.892
39269082	Plastics, prayer beads	8	428	100.253	107.168
39269089	Plastics, cards for jewellery or small objects of personal adornment	43.645	128.442	148.730	498.905
39269091	Plastics, of a kind used for grain storage	-	130	-	4.830
39269092	Plastics, empty capsules of a kind suitable for pharmaceutical use	6	25	409	1.086
39269093	Plastics, bucles, adjusters, hooks and cord stoppers	434	1.414	11.955	39.457
39269099	Plastics, n.e.c. in heading no. 3923	731.395	3.895.548	4.886.331	27.192.114
40011011	Centrifuged concentrate natural rubber latex, exceeding 0.5% by volume of ammonia content	83.000	1.935.825	83.680	1.973.606
40011019	Non-centrifuged concentrate natural rubber latex, exceeding 0.5% by volume of ammonia content	7	39.311	59	37.460
40011029	Non-centrifuged concentrate natural rubber latex, not exceeding 0.5 % by volume of ammonia content	-	31	-	518

Tabel 3 : Ekspor Indonesia menurut Komoditi (Kode HS 8 digit)

Mei 2023

Kode H S	Uraian golongan barang	Berat bersih (Kg)		Nilai F.O.B. (U S \$)	
		Bulan ini	Kumulatif	Bulan ini	Kumulatif
(1)	(2)	(3)	(4)	(5)	(6)
40012110	Natural rubber in smoked sheets, RSS Grade 1	4.378.265	15.859.450	6.886.855	24.886.991
40012190	Natural rubber in smoked sheets, other than RSS Grade 1 to 5	-	13	-	166
40012210	Technically specified natural rubber (TSNR) 10	10.963.260	40.793.760	15.351.637	57.336.288
40012220	Technically specified natural rubber (TSNR) 20	157.130.511	734.129.319	221.738.106	1.017.161.669
40012230	Technically specified natural rubber (TSNR) L	112.350	374.430	196.069	636.262
40012240	Technically specified natural rubber (TSNR) CV	141.120	1.431.360	239.481	2.215.020
40012290	Technically specified natural rubber (TSNR) other than TSNR 10, 20, L,CV, GP and 5	1.580	1.608	5.865	5.887
40013090	Balata, guttapercha, guayule, chicle and similar natural gums not in primary forms	45.490	139.417	171.633	481.953
40021100	Styrene-butadiene rubber (SBR), carboxilated styrene-butadiene rubber (XSBR), in latex form	3.608.345	16.514.953	3.036.077	13.701.460
40021910	SBR, XSBR other than latex, in primary forms or in vulcanised, uncompound plates, sheets, or strips	708	36.312	34.359	283.266
40021990	SBR, XSBR, other than latex, other than in primary forms or in vulcanised, uncompound plates, sheets, or strips	3.510.865	21.117.844	8.815.807	48.588.798
40022010	Synthetic rubber, Butadiene rubber (BR) in primary forms	-	1.260	-	2.689
40022090	Synthetic rubber, Butadiene rubber (BR) other than in primary forms	1.751.343	20.488.250	4.029.381	41.402.339
40023190	Isobutene-isoprene (butyl) rubber (IIR), other than unvulcanised, uncompound plates, sheets or strip	-	220	-	400
40024100	Chloroprene (chlorobutadiene) rubber(CR) , in latex form	-	4.995	-	32.468
40024910	Chloroprene (chlorobutadiene) rubber(CR) other than latex, in primary forms	-	2.003	-	11.036
40024990	Chloroprene (chlorobutadiene) rubber(CR) other than latex, other than in primary forms	-	8.098	-	35.666
40025100	Acrylonitrile-butadiene rubber (NBR), in latex form	-	1.050	-	5.320
40025990	Acrylonitrile-butadiene rubber (NBR) other than latex, other than in primary forms	-	3.223	-	16.988
40026090	Isoprene rubber (IR) other than in primary forms	1.359	1.998	31.647	46.234
40027010	Ethylene-propylene-non-conjugated diene rubber (EPDM), in primary forms	4.066	11.769	20.800	56.267
40027090	Ethylene-propylene-non-conjugated diene rubber (EPDM), other than in primary forms	45	166	316	1.921
40028010	Mixture of natural rubber latex with syntetic rubber latex	705.600	3.225.605	1.010.868	4.543.966
40028090	Mixtures of product of 4001 with product of 4002 other than mixture of natural rubber latex with syntetic rubber latex	1.189.440	7.237.862	1.677.917	10.218.283
40029100	Other than Synthetic rubber, latex	240	242	13.250	13.258
40029990	Other than synthetic rubber: other than latex, other epoxidsed, other than in primary forms or in unvulcanised, uncompound plates, sheets or strip	94	156	873	1.357
40030000	Reclaimed rubber in primary forms or in plates, sheets or strip	1.068.502	3.972.588	745.599	2.810.038
40040000	Waste, parings and scrap of rubber (other than hard rubber) and powders and granules obtained therefrom	263.100	1.536.400	72.311	378.125
40051010	Compounded of natural gums with carbon black or silica, unvulcanised, in primary forms or in plates, sheets or strip	87.269	1.696.427	222.605	5.287.735
40051090	Compounded rubber, oth than natural gums with carbon black/silica, unvulcanised, in primary forms/in plates,sheets/strip	409.133	1.372.863	770.668	2.537.883
40059190	Compounded rubber other than of natural gums, other than 400510 and 400520, unvulcanised, in plates, sheets amd strip	904.794	3.974.269	3.098.043	13.598.004
40059910	Compounded rubber, latex, other than 400510 and 400520, unvulcanised, other than in primary forms	445	1.691	850	3.230
40059920	Natural rubber compounded with substances other than carbon or silica, unvulcanised, in primary forms	28	92	39	469
40059990	Compounded rubber,n.e.c. in sub heading 400510 & n.e.c. in sub heading 400520, in primary forms, n.e.c. in sub heading 400599	164.370	1.063.044	370.263	2.560.921

Tabel 3 : Ekspor Indonesia menurut Komoditi (Kode HS 8 digit)

Mei 2023

Kode H S	Uraian golongan barang	Berat bersih (Kg)		Nilai F.O.B. (U S \$)	
		Bulan ini	Kumulatif	Bulan ini	Kumulatif
(1)	(2)	(3)	(4)	(5)	(6)
40061000	Unvulcanized rubber, "Camel-back" strips for retreading rubber tyres	8	17.199	2	34.825
40069011	Article of unvulcanised rubber, of natural gums, other than ôCamel-backö strips for retreading rubber tyres	40	40	20	20
40069019	Form of unvulcanised rubber, of natural gums, other than articles or ôCamel-backö strips for retreading rubber tyres	30	79	449	1.168
40069090	Form and article of unvulcanised rubber, other than natural gums or ôCamel-backö strips for retreading rubber tyres	57	316	9.162	32.347
40070000	Vulcanised rubber thread and cord.	15.636	791.804	17.232	2.364.163
40081110	Plates, sheets & strip of vulcanised cellular rubber, exceeding 5 mm in thickness, lined with textile fabric on one side	116	637	611	2.926
40081190	Plates, sheets and strip of vulcanised cellular rubber, other than HS 40081110 and 40081120	10	412	1.647	5.928
40081900	Vulcanised celullar rubber (other than hard rubber), other than plates, sheets and strip	8.357	24.083	50.322	175.423
40082110	Plates, sheets and strip of vulcanised non-celullar rubber, > 5 mm in thickness, lined with textile fabric on one side	49.497	183.767	78.109	324.287
40082120	Plates, sheets and strip of vulcanised non-cellular rubber, not exceeding 5 mm in thickness, floor tiles and wall tiles	33.417	104.157	36.553	123.582
40082140	Plates, sheets and strip of vulcanised non-cellular rubber, rubber soling sheet	301	436	8.766	8.856
40082190	Plates, sheets and strip of vulcanised non-cellular rubber, other than HS 40082110 - 40082190	137.541	638.735	283.617	1.345.228
40082900	Vulcanised non-celullar rubber (other than hard rubber), other than plates, sheets and strip	997	3.807	786	46.319
40091100	Tubes,pipes&hoses, vulcanised rubber other than hard rubber,not reinforced/othwise combined with oth materials without fittings	22.716	127.340	193.081	1.151.744
40091210	Mining slurry suction&discharge hoses,vulcanised rubber other than hard rubb, not reinforced/combined materials,with fittings	-	520	-	8.573
40091290	Tubes,pipes&hoses,vulcanised rubber other than hard rubber,not reinforced/combined w/ oth material with fittings,other than HS 40091210	95.889	123.136	287.206	656.841
40092190	Tubes, pipes&hoses of vulcanised rubber other than hard rubber,reinforced/combined with metal,without fittings, other than HS 40092110	223.416	1.064.638	628.243	2.983.053
40092290	Tubes, pipes&hoses of vulcanised rubber other than hard rubber,reinforced or combined with metal,with fittings, other than HS 40092210	24.217	105.702	187.803	783.097
40093110	Mining slurry suction&discharge hoses,vulcanised rubber other than hard rubber,reinforced/combined w/textile,without fittings	-	360	-	5.740
40093191	Fuel/heater/water hoses,reinforces/combined w/textile,used on motor vehicles of 8702,8703,8704 or 8711,without fittings	76.808	322.628	1.209.933	4.887.628
40093199	Tubes,pipes&hoses of vulcanised rubber other than hard rubber,reinforced/combined w/textile,without fittings, n.e.c. in subheading 400931	3.088	12.903	12.203	82.115
40093210	Mining slurry suction&discharge hoses,vulcanised rubber other than hard rubber,reinforced/combined with textile,with fittings	-	22	-	4.264
40093290	Tubes,pipes&hoses of vulcanised rubber other than hard rubber,reinforced/combined with textile,with fittings,n.e.c. in 400932	197	3.061	6.864	85.266
40094110	Rubber hose used for gas stove,vulcanised rubber other than hard rubber,reinforced/combined with oth materials,without fittings	-	807	-	39.799
40094190	Tubes/pipes&hoses,vulcanised rubber other than hard rubber, reinforced/combined with other materials,without fittings oter than HS 40094110	24.802	159.252	428.034	1.952.546

Tabel 3 : Ekspor Indonesia menurut Komoditi (Kode HS 8 digit)

Mei 2023

Kode H S	Uraian golongan barang	Berat bersih (Kg)		Nilai F.O.B. (U S \$)	
		Bulan ini	Kumulatif	Bulan ini	Kumulatif
(1)	(2)	(3)	(4)	(5)	(6)
40094210	Mining slurry suction&discharge hoses,vulcanised rubber other than hard rubber,reinforced/combined w/ oth material,with fitting	-	686	-	4.176
40094220	Rubber hose used for gas stove,vulcanised rubber other than hard rubber,reinforced/combined with other materials,with fittings	1	19	13	361
40094290	Tubes/pipes&hoses,vulcanised rubber other than hard rubber,reinforced/combined with other materials,with fittings n.e.c. 400942	397.480	3.377.804	1.815.334	9.158.416
40101100	Conveyor belts or belting, of vulcanised rubber, reinforced only with metal	-	23	-	3.528
40101200	Conveyor belts or belting, of vulcanised rubber, reinforced only with textile materials	347	7.635	4.250	66.030
40101900	Conveyor belts or belting, of vulcanised rubber, other than reinforced only with metal or textile material	961	11.886	1.857	35.640
40103100	Endless transmission belts trapezoidal cross-section (V-belts),V-ribbed,vulc rubber,outside circum>60 cm but not<180 cm	238.907	1.280.491	2.699.810	12.725.525
40103200	Endless transm belts trapezoidal cross-section (Vbelts),oth thn V-ribbed,outside circum exceed 60 cm but not exceed 180 cm	32.915	201.136	501.680	2.220.301
40103300	Endless transmission belts trapezoidal cross-section (Vbelts),V-ribbed,outside circum exceed 180 cm but not exceed 240 cm	133	1.219	690	6.413
40103400	Endless transm belts trapezoidal cross-section (Vbelts),oth thn Vribbed,outside circum exceed 180 cm but not exceed 240 cm	1.914	18.615	7.139	78.731
40103500	Endless synchronous belts, of an outside circumference exceeding 60 cm but not exceeding 150 cm, of vulcanised rubber	65	734	3.521	29.036
40103900	Transmission belts or belting, of vulcanised rubber, other than HS 40103100-40103600	230.425	1.160.664	2.151.889	10.100.817
40111000	New pneumatic tyres, of rubber, of a kind used on motor cars (including station wagons and racing cars)	31.818.242	142.564.059	135.085.773	604.503.623
40112011	New pneumatic tyres, of rubber, of a kind used on buses or lorries, of a width not exceeding 450 mm: having a width not exceeding 230 mm, and fitting a rim of a diameter not exceeding 16 inch	69.926	381.389	234.107	1.283.639
40112012	New pneumatic tyres, of rubber, of a kind used on buses or lorries, of a width not exceeding 450 mm: having a width not exceeding 230 mm, and fitting a rim of a diameter exceeding 16 inch	166.951	388.033	437.819	1.153.240
40112013	New pneumatic tyres, of rubber, of a kind used on buses or lorries, of a width not exceeding 450 mm: having a width exceeding 230 mm but not exceeding 385 mm	1.559.111	6.389.273	4.839.826	20.029.800
40112019	New pneumatic tyres, of rubber, of a kind used on buses or lorries, of a width not exceeding 450 mm: other than HS 40112011-40112013	846	6.964	3.036	33.729
40112090	New pneumatic tyres, of rubber, of a kind used on buses or lorries, of a width exceeding 450 mm.	32.575	301.138	76.128	1.256.898
40113000	New pneumatic tyres, of rubber, of a kind used on aircraft	-	4.955	-	70.282
40114000	New pneumatic tyres, of rubber, of a kind used on motorcycles	2.903.176	14.418.571	12.192.098	61.751.750
40115000	New pneumatic tyres, of rubber, of a kind used on bicycles	882.460	4.393.830	9.721.365	40.404.479
40117000	New pneumatic tyres, of rubber, of a kind used on agricultural or forestry vehicles and machines	342.328	1.395.109	1.077.324	4.472.915
40118011	New pneumatic tyres, of rubber, used on tractors, machinery of heading 8429 or 8430, forklifts, wheel-barrows or other industrial handling vehicles and machines, fitting a rim of a diameter ≤ 24 inch	684.190	3.538.161	2.256.974	11.169.866

Tabel 3 : Ekspor Indonesia menurut Komoditi (Kode HS 8 digit)

Mei 2023

Kode H S	Uraian golongan barang	Berat bersih (Kg)		Nilai F.O.B. (U S \$)	
		Bulan ini	Kumulatif	Bulan ini	Kumulatif
		(1)	(2)	(3)	(4)
40118019	New pneumatic tyres, of rubber, of a kind used on construction, mining or industrial handling vehicles and machines, fitting a rim of a diameter not exceeding 24 inch, other than HS 40118011	60	146.280	30	1.020.496
40118031	New pneumatic tyres, of rubber, fitting a rim of a diameter >24 inch, of a kind used on machinery of heading 8429 or 8430	-	15	-	10
40118039	New pneumatic tyres, of rubber, fitting a rim of a diameter >24 inch, of a kind used on forklifts or other industrial handling vehicles and machines	500	11.431	1.100	47.804
40118040	New pneumatic tyres, of rubber, fitting a rim of a diameter exceeding 24 inch, other	6.541	6.541	2.560	2.560
40119010	New pneumatic tyres, of rubber, of a kind used on vehicles of Chapter 87	3.078	16.829	19.403	75.554
40119020	New pneumatic tyres, of rubber, of a kind used onon machinery of heading 8429 or 8430.	50	26.276	136	105.763
40119090	New pneumatic tyres, of rubber, n.e.c. in heading 4011 of a width not exceeding 450 mm	136.700	445.250	497.097	1.565.625
40121100	Retreaded tyres of rubber, of a kind used on motor cars (including station wagons and racing cars)	43	44	389	429
40121290	Retreaded tyres of rubber, of a kind used on buses or lorries, of a width exceeding 450 mm	608	19.404	639	13.643
40121300	Retreaded tyres of rubber, of a kind used on aircraft	-	9.881	-	48.028
40121949	Retreaded tyres of rubber, of a kind used on vehicle of Chapter 87, other than of a kind used on agricultural or forestry tractors	66	516	540	4.000
40121990	Retreaded tyres of rubber, other than HS 40121100-40121949	1.220	14.139	1.443	14.138
40122010	Used pneumatic tyres of rubber, of a kind used on motor cars (including station wagons, racing cars)	-	103	-	357
40122029	Used pneumatic tyres of rubber, of a kind used on buses or lorries, of a width exceeding 450 mm	-	55.222	-	239.209
40122030	Used pneumatic tyres of rubber, of a kind used on aircraft	1.884	2.014	4.100	4.700
40122040	Used pneumatic tyres of rubber, of a kind used on motorcycles	6	13	21	91
40122050	Used pneumatic tyres of rubber, of a kind used on bicycles	-	400	-	725
40122060	Used pneumatic tyres of rubber, of a kind used on machinery of heading 8429 or 8430	-	57.580	-	2.400
40122071	Used pneumatic tyres of rubber, of a kind used on other vehicles of Chapter 87 , of a kind used on agricultural or forestry tractors	44	116	125	569
40122099	Used pneumatic tyres of rubber, n.e.c. sub heading 401220	75	9.161	5.233	15.001
40129014	Solid tyres exceeding 250 mm in external diameter, of a width not exceeding 450 mm	272	32.971	512	60.636
40129017	Solid tyres exceeding 250 mm in external diameter, of a width exceeding 450 mm	213.232	713.372	416.496	1.413.402
40129019	Rubber, tyres, other solid tyres not exceeding 250 mm in external diameter, of a width not exceeding 450 mm	77.717	299.507	463.662	1.452.250
40129071	Replaceable tyre treads : of a width not exceeding 450 mm	-	516	-	1.151
40129080	Tyre flaps of rubber	14.450	61.456	35.894	142.388
40129090	Retreaded/used pneumatic tyres of rubber, solid/cushion tyres, tyre treads & flaps, n.e.c. in heading 4012	96.246	330.753	38.465	57.374
40131011	Inner tubes of rubber,of a kind used on motor cars,suitable for fitting to tyres of a width < 450 mm	32.582	179.487	110.603	592.991
40131019	Inner tubes of rubber,of a kind used on motor cars,suitable for fitting to tyres of a width > 450 mm	1.002	1.754	1.355	4.412
40131021	Inner tubes of rubber, of a kind used on buses or lorries, suitable for fitting to tyres of a width not exceeding 450 mm	65	1.467	217	6.197
40131029	Inner tubes of rubber, of a kind used on buses or lorries, suitable for fitting to tyres of a width exceeding 450 mm	-	50	-	997

Tabel 3 : Ekspor Indonesia menurut Komoditi (Kode HS 8 digit)

Mei 2023

Kode H S	Uraian golongan barang	Berat bersih (Kg)		Nilai F.O.B. (U S \$)	
		Bulan ini	Kumulatif	Bulan ini	Kumulatif
(1)	(2)	(3)	(4)	(5)	(6)
40132000	Inner tubes of rubber, of a kind used on bicycles	81.166	433.464	455.422	2.296.376
40139011	Inner tubes of rubber, kind used on machinery of head 8429 or 8430, suitable for fitting to tyres of a width ≤450 mm	392	5.644	1.203	6.681
40139019	Inner tubes of rubber, a kind used on machinery of head 8429 or 84.30, suitable for fitting to tyres of a width >450 mm	-	1.178	-	3.400
40139020	Inner tubes of rubber, of a kind used on motorcycles	88.113	422.483	305.929	1.339.129
40139031	Inner tubes of rubber, of a kind used on oth vehicles of Chapter 87, suitable for fitting to tyres of a width < 450 mm	1.250	7.730	3.060	9.963
40139039	Inner tubes of rubber, of a kind used on oth vehicles of Chapter 87, suitable for fitting to tyres of a width > 450 mm	-	920	-	640
40139091	Inner tubes of rubber, suitable for fitting to tyres of a width not exceeding 450 mm, n.e.c. sub heading 401390	12.581	73.872	62.784	356.196
40141000	Sheath contraceptives	-	400	-	32.182
40149010	Teats for feeding bottles and similar articles	243	1.609	1.944	15.931
40149040	Stoppers for pharmaceutical use	-	4.783	-	40.556
40149090	Hygienic/pharmaceutical articles of vulcanised exclude hard rubber, with or without fittings hard rubber, n.e.c. in heading 4014	2.293	14.110	8.939	93.845
40151210	Gloves, mittens and mitts , of a kind used for medical, surgical, dental or veterinary purposes of a kind used on machinery purposes of vulcanised natural rubber	875.500	5.597.535	9.638.947	52.990.111
40151290	Gloves, mittens and mitts , of a kind used for medical, surgical, dental or veterinary purposes of a kind used on machinery purposes of other vulcanised rubber	6	165	58	504
40151910	Other than gloves, mittens and mitts , of a kind used for medical, surgical, dental or veterinary purposes of a kind used on machinery purposes of vulcanised natural rubber	1.034.331	4.520.457	3.477.504	15.590.687
40151990	Other than gloves, mittens and mitts , of a kind used for medical, surgical, dental or veterinary purposes of a kind used on machinery purposes other of vulcanised natural rubber	391.243	1.913.682	1.985.709	9.945.538
40159010	Lead aprons, of vulcanised rubber other than hard rubber	-	114	-	3.253
40159020	Divers' suits (wet suits), of vulcanised rubber other than hard rubber	1	196	214	500
40159090	Articles apparel & clothing accessories of vulcanised rubber other than hard rubber, n.e.c. in heading 4015	458	3.802	7.362	85.722
40161010	Padding for articles of apparel or clothing accessories, of cellular rubber	151	648	24.706	98.150
40161020	Floor tiles and wall tiles of cellular rubber	-	160.290	-	28.303
40161090	Other articles of cellular rubber, other than padding apparel and floor/wall tiles	13.914	54.591	325.048	1.147.592
40169110	Mats of vulcanised rubber other than hard rubber, non-cellular rubber	298.314	1.722.932	454.886	2.614.901
40169190	Floor coverings other than mats and tiles of vulcanised rubber other than hard rubber, non-cellular rubber	1.866	5.362	15.445	86.741
40169210	Eraser tips of vulcanised rubber other than hard rubber and non-cellular rubber	20	80	35	129
40169290	Erasers other than eraser tips of vulcanised rubber other than hard rubber and non-cellular rubber	48	1.308	126	9.372
40169310	Gaskets, washers and other seals of a kind used to insulate the terminal leads of electrolytic capacitors	48.569	215.193	901.404	3.773.406
40169320	Gaskets and o-rings, of a kind used on motor vehicles of heading 8702, 8703, 8704 or 8711	43.082	193.792	1.092.385	5.637.857
40169390	Gaskets, washers and other seals of vulcanised rubber other than hard rubber, n.e.c. sub heading 401693	738.989	3.949.643	3.167.832	14.640.671
40169400	Boat or dock fenders of vulcanised rubber, whether or not inflatable, other than hard rubber, non-cellular rubber	9.448	91.311	89.703	773.747
40169500	Inflatable articles, other than boat or dock fenders of vulcanised rubber, other than hard rubber, non-cellular rubber	2.525	11.799	18.279	208.461

Tabel 3 : Ekspor Indonesia menurut Komoditi (Kode HS 8 digit)

Mei 2023

Kode H S	Uraian golongan barang	Berat bersih (Kg)		Nilai F.O.B. (U S \$)	
		Bulan ini	Kumulatif	Bulan ini	Kumulatif
		(1)	(2)	(3)	(4)
40169911	Parts&access kind used for vehicles of Chapter 87 for vehicles of head 8702,8703, 8704 or 8705,oth thn weatherstripping	80.229	314.632	993.041	4.126.893
40169912	Parts and accessories of vulcanised rubber other than hard rubber, of a kind used for vehicles of heading 8711	13.851	76.438	196.811	996.549
40169913	Weatherstripping of vulcanised rubber oth thn hard rubber, of a kind used on motor vehicles of heading 8702,8703 or 8704	171.442	683.279	1.525.357	6.246.434
40169915	Parts&accessories of vulcanised rubber oth thn hard rubber,of a kind used for vehicles of head 8709, 8713, 8715 or 8716	-	17	-	309
40169916	Bicycle mudguards of vulcanised rubber other than hard rubber and non-cellular rubber	260	695	810	2.000
40169917	Bicycle parts of vulcanised rubber other than hard rubber and cellular rubber	144	18.686	63.560	141.471
40169918	Bicycle accessories of vulcanised rubber other than hard rubber, non-cellular rubber, other than mudguards & parts	0	445	9	14.599
40169919	Parts&accessories of a kind used for vehicles of Chapter 87 of vulcanised rubber exc hard rubber other than HS 40169911-40169919	722	15.875	17.390	88.285
40169930	Rubber bands, of vulcanised rubber other than hard rubber, non-cellular rubber	290	1.170	2.096	9.265
40169951	Rubber rollers of vulcanised rubber other than hard rubber, non-cellular rubber	12.876	23.356	129.313	365.845
40169952	Tyre mould bladders of vulcanised rubber other than hard rubber, non-cellular rubber	972	1.050	9.240	12.806
40169953	Electrical insulator hoods of vulcanised rubber other than hard rubber, non-cellular rubber	2.360	8.639	6.351	20.126
40169954	Rubber grommets and rubber covers for automotive wiring harnesses of vulcanised rubber oth hard rubber, non-cellular rubber	11.848	53.412	162.835	837.521
40169959	Articles used in machinery/mechanical/electric appliances/oth technical uses,noncellular rubber, other than HS 40169951-40169954	26.812	99.557	834.095	3.053.209
40169960	Rail pads of vulcanised rubber other than hard rubber, non-cellular rubber	-	1	-	1.030
40169970	Structural bearings including bridge bearings of vulcanised rubber other than hard rubber, non-cellular rubber	1.044	2.910	13.378	31.399
40169991	Table coverings of vulcanised rubber other than hard rubber, non-cellular rubber	1.344	2.652	42.168	80.897
40169999	Articles of vulcanised rubber other than hard rubber, non-cellular rubber, n.e.c. in heading 4016	58.915	270.783	578.030	3.080.854
40170010	Floor tiles and wall tiles of hard rubber (for example ebonite)	515	2.369	22.338	83.372
40170020	Articles of hard rubber other than floor tiles and wall tiles	318.794	363.793	14.439	24.419
40170090	Articles of hard rubber n.e.c. in heading 4017	1.859	7.566	9.272	42.762
41019090	Raw hides and skins of bovine, including butts, bends and bellies, other than pre-tanned	-	50	-	462
41032000	Raw hides and skins of reptiles	-	3.518	-	419.062
41039000	Raw hides and skins other than bovine, sheeps and lambs, reptil, and swine	-	17	-	112
41044100	Tanned/crust hides and skins in the dry state,full grains,upsplit and grains split of bovine vegetable tanned	2	73.944	75	244.693
41044900	Tanned/crust hides and skins in the dry state,other than full grains,upsplit and grains split of bovine vegetable tanned	4.701	47.854	2.510.279	6.931.898
41053000	Tanned/crust skins of sheep/lambs,in the dry state (crust), without wool on, whether or not split,but not further prepared	-	505	-	9.252
41063200	Tanned/crust hidesskins of swine, in the dry state (crust), without wool/hair on,whether/not split,but not further prepared	337	389	11.563	13.368

Tabel 3 : Ekspor Indonesia menurut Komoditi (Kode HS 8 digit)

Mei 2023					
Kode H S	Uraian golongan barang	Berat bersih (Kg)		Nilai F.O.B. (U S \$)	
		Bulan ini	Kumulatif	Bulan ini	Kumulatif
(1)	(2)	(3)	(4)	(5)	(6)
41064000	Tanned or crust hides and skins of reptiles, without wool or hair on, whether or not split, but not further prepared.	9.999	37.473	2.022.539	7.014.119
41071100	Leather further prepared after tanning/crusting of bovine/equine animal, whole hides and skins,full grains,unsplit	-	3.387	-	94.950
41071200	Leather further prepared after tanning/crusting of bovine/equine animal, whole hides and skins, grains split	56.564	272.781	1.224.055	5.910.895
41071900	Leather further prep after tanning/crusting of bovine/equine animal, whole hide and skin, other than full grain,unsplit,grains split	22.911	188.897	574.636	3.954.575
41079200	Leather,other than whole hides and skins further prepared after tanning/crusting whole hides and skins, grain splits	906	78.387	25.433	227.104
41079900	Leather,oth thn whole hidesandskins further prepared after tanning/crusting whole hides and skins, excluding full/no grains,unsplit	281.518	763.625	691.733	1.970.323
41120000	Leather further prepared after tanning/ crust,of sheep/lamb wo/wool on,split/not,other than leather of heading 4114	13.637	76.676	1.397.618	7.962.848
41131000	Leather further prepared after tanning or crusting includ parchment-dressed leather, without wool/hair,of goats or kids	16.894	83.260	590.980	3.099.342
41139000	Leather further prepared after tanning/crusting includ parchment-dressed leather oth thn goats/kids, swine,& reptiles	2.310	5.266	503.639	3.349.889
41142000	Patent leather and patent laminated leather, metallised leather	2	86	35	1.129
41151000	Composition leather with a basis of leather or leather fibre, in slabs, sheets or strip, whether or not in rolls	15.197	73.408	395.981	2.136.349
41152000	Parings and oth waste of leather/composition leather, not for manufacture leather articles, leather dust,powder and flour	754	3.944	33.230	136.283
42010000	Saddlery & harness for any animal (traces,leads,knee pads,muzzles,saddle cloths,saddle bags,dog coats),of any material	2.683	14.614	46.844	268.204
42021110	Cases & containers,suit-case/brief-case with outer surface of leather/composition leather, max dimensions 56cmx45cmx25 cm	1.196	12.561	1.422	116.481
42021190	Cases & containers,suit-case/brief-case with outer surface of leather/composition leather, dimension more 56cmx45cmx25 cm	18.134	171.335	202.296	2.386.879
42021211	School satchels with outer surface of vulcanised fibre	710	3.729	27.296	146.587
42021219	School satchels with outer surface other than vulcanised fibre	310.183	1.452.865	4.716.615	23.304.589
42021291	Cases and containers,suit-case/brief-case with outer surface vulcanised fibre other than school satchels	-	8.036	-	139.542
42021299	Cases and containers,suit-case/brief-case with other than outer surface vulcanised fibre, other than school satchels	1.003.570	3.109.296	6.118.731	21.357.260
42021920	Trunks,suit-cases,vanity-cases executive-cases, brief-cases, school satchels & similar container,paperboard outer surface	50	527	60	2.739
42021990	Trunks,suit-cases,vanity-cases, executive-cases, brief-cases, school satchel&similar container, outer srface oth paperboard	12.304	38.154	37.910	174.909
42022100	Handbags,whether or not with shoulder strap,incld those without handle,outer surface of leather/ composition leather	650.212	2.293.635	17.604.121	55.062.244
42022210	Handbags, whether or not with shoulder strap, including those without handle :With outer surface of sheeting of plastics or of textile materials:With outer surface of sheeting of plastics	405.720	1.207.961	9.194.029	24.550.030

Tabel 3 : Ekspor Indonesia menurut Komoditi (Kode HS 8 digit)

Mei 2023

Kode H S	Uraian golongan barang	Berat bersih (Kg)		Nilai F.O.B. (U S \$)	
		Bulan ini	Kumulatif	Bulan ini	Kumulatif
(1)	(2)	(3)	(4)	(5)	(6)
42022220	Handbags, whether or not with shoulder strap, including those without handle , with outer surface of sheeting of plastics or of textile materials, with outer surface of textile materials	45.882	599.372	1.117.811	9.294.974
42022900	Other than handbags, whether or not with shoulder strap, including those without handle :	45.798	104.461	327.081	1.132.572
42023100	Articles of a kind normally carried in the pocket or in the handbag,with outer surface of leather or composition leather	3.210	26.949	247.100	1.802.606
42023200	Articles of a kind normally carried in pocket/in the handbag,with outer surface of sheeting plastics or textile materials	6.473	43.402	151.716	1.324.394
42023900	Articles of a kind normally carried in pocket/in the handbag, oth thn sub heading 420231 - 420232	1.066	3.322	39.268	187.233
42029111	Cases and containers, bowling bags with outer surface of leather or of composition leather	221	3.736	6.022	192.256
42029119	Cases and containers, sports bag other than bowling bags, with outer surface of leather or of composition leather	112	1.593	12.220	148.901
42029190	Cases and containers, other sports bag, with outer surface of leather or of composition leather	47.534	255.273	2.018.837	9.892.050
42029210	Cases and containers, toiletry bags, of sheeting of plastics	749.976	2.592.389	10.153.261	38.395.059
42029220	Cases and containers, bowling bags sheeting of plastics or of textile materials	19.846	225.949	243.793	2.764.749
42029290	Cases and containers, other than toiletry bags and bowling bags, of sheeting of plastics	3.146.154	15.035.626	54.507.249	260.320.126
42029910	Cases and containers, other article, with outer surface of vulcanised fibre or paperboard	-	25	-	106
42029990	Cases & containers, n.e.c. in head 4202,of vulcanised fibre/of paperboard/wholly/mainly covered with such materials/w paper	48.697	230.524	558.666	2.721.436
42031000	Apparel, articles of apparel, of leather or of composition leather	21.797	149.948	735.789	5.047.297
42032110	Gloves, mittens and mitts : specially designed for use in sports, baseball and softball gloves	30.721	122.647	2.772.966	8.454.003
42032190	Gloves, mittens and mitts : specially designed for use in sports, other than baseball and softball gloves	89.338	465.624	7.191.531	38.342.788
42032910	Clothing accessories, protective work gloves, of leather or composition leather	11.402	52.637	730.885	2.888.235
42032990	Clothing accessories, other than protective work gloves, of leather or composition leather	33.435	86.816	569.067	3.249.703
42033000	Clothing accessories, belts and bandoliers, of leather or of composition leather	1.405	7.950	70.251	276.965
42034000	Clothing accessories, of leather or of composition leather, n.e.c. in heading no. 4203	1.396	5.012	2.820	61.478
42050010	Boot laces, mats, of leather or of composition leather	184	710	2.361	78.865
42050020	Industrial safety belts and harnesses of composition leather	5.991	54.741	53.920	494.285
42050030	Leather strings or chords of a kind used for jewellery or articles of personal adornment of composition leather	17	812	1.341	20.185
42050040	Articles of leather/composition leather used in machine/mechanic appliance/oth technic uses,ot HS 42050010-42050030	1	1	320	320
42050090	Articles of leather or of composition leather n.e.c. in heading 4205	2.898	14.111	37.145	394.150
43021900	Furskins, tanned/dressed,whole, with or without head,tail/paws,not assembled, oth thn of mink, other than those of heading 4303	58	732	3.659	23.255
43031000	Furskin articles, apparel and clothing accessories	-	542	-	21.227
43039090	Furskin articles, apparel and clothing accessories, n.e.c. in heading 4303	2.432	28.626	34.923	362.779
43040091	Artificial fur articles, sports bags	16	19	600	790

Tabel 3 : Ekspor Indonesia menurut Komoditi (Kode HS 8 digit)

Mei 2023

Kode H S	Uraian golongan barang	Berat bersih (Kg)		Nilai F.O.B. (U S \$)	
		Bulan ini	Kumulatif	Bulan ini	Kumulatif
(1)	(2)	(3)	(4)	(5)	(6)
43040099	Artificial fur articles, other than sports bags	-	7	-	164
44011100	Fuel wood, in logs, in billets, in twigs, in faggots or in similar forms, from coniferous	379	3.547	10.925	23.192
44011200	Fuel wood, in logs, in billets, in twigs, in faggots or in similar forms, from Non - coniferous	4.383	50.648	1.867	42.543
44012100	Wood in chips or particles, from coniferous	-	46.400	-	8.292
44012200	Wood in chips or particles, from non-coniferous	135.263.646	732.123.408	11.592.242	66.467.005
44013100	Sawdust and wood waste and scrap, agglomerated in logs, briquettes, pellets or similar forms : wood pellets	28.143.432	214.614.725	3.403.252	28.739.259
44013200	Sawdust and wood waste and scrap, agglomerated in logs, briquettes, pellets or similar forms : wood briquettes	3	5	1	2
44013900	Sawdust and wood waste and scrap, agglomerated in logs, briquettes, pellets or similar forms : wood pellets and briquettes	176.618	2.940.573	74.585	753.990
44014100	Sawdust and wood waste and scrap, not agglomerated : sawdust	45.280	492.584	12.913	171.555
44014900	Sawdust and wood waste and scrap, not agglomerated : other than sawdust	1.291.196	3.232.203	122.687	406.624
44021000	Wood charcoal (including shell or nut charcoal), whether or not agglomerated, of bamboo	4.925.354	21.724.659	1.290.627	6.140.965
44022010	Wood charcoal (including shell or nut charcoal), whether or not agglomerated, of shell or nut , of coconut shell	17.456.041	75.189.613	16.480.562	70.894.919
44022090	Wood charcoal (including shell or nut charcoal), whether or not agglomerated, of shell or nut , other than coconut shell	2.706.602	34.759.063	1.559.118	21.031.753
44029000	Wood charcoal (including shell or nut charcoal), whether or not agglomerated, of bamboo or shell or nut	37.882.893	148.325.983	16.368.360	70.446.049
44034910	Tropical wood, other than dark Red Meranti, light Red Meranti and Meranti Bakau, baulks, swalogs and veneer logs	57.665	177.729	169.850	518.815
44034990	Tropical wood, other than dark Red Meranti, light Red Meranti and Meranti Bakau, other baulks, swalogs and veneer logs	258	1.519	3.560	17.678
44041000	Hoopwood, split poles,piles, picket and the like of coniferous	-	250	-	819
44042010	Hoopwood, split poles,piles, picket and the like of non- coniferous, chipwood	19.930	128.845	4.728	50.067
44050020	Wood flour	163.752	1.125.569	112.111	380.218
44071190	Wood, coniferous, of pine (Pinus spp), other than sawn lengthwise, not further worked	69.843	355.536	71.613	352.090
44071200	Wood, coniferous, of fir (Abies spp) and spruce (Picea spp), sawn or chipped lengthwise, sliced or peeled, whether or not planed, sanded or end-jointed, thick >6mm	1.123	4.282	7.338	24.334
44071990	Wood, coniferous, other than sawn lengthwise not further worked, other than HS 44071110-44071400	1.258	77.095	4.901	544.683
44072110	Wood, tropical wood, of mahogany (Swietenia spp), planed, sanded or end-joint	126.004	699.520	141.610	659.139
44072190	Wood, tropical wood, of mahogany (Swietenia spp), other than planed, sanded or end-joint	-	24	-	73
44072210	Wood, tropical wood, of virola, imbuia and balsa, planed, sanded or end-joint	48.015	81.134	185.701	350.589
44072290	Wood, tropical wood, of virola, imbuia and balsa, other than planed, sanded or end-joint	-	25.050	-	45.789
44072320	Wood, tropical wood, of teak, planed, sanded or end-joint	7.350	42.064	32.699	116.553
44072513	Wood, tropical wood, of dark red meranti or light red meranti, planed, sanded or end-jointed	79.770	713.956	131.664	1.263.174
44072529	Wood, tropical wood, of meranti bakau, other than planed, sanded or end-jointed	-	8.628	-	13.422
44072630	Wood, tropical wood, of white lauan, white meranti, white seraya, yellow meranti, and alan, planed, sanded or end-jointed	3.960	29.970	5.162	38.676

Tabel 3 : Ekspor Indonesia menurut Komoditi (Kode HS 8 digit)

Mei 2023

Kode H S	Uraian golongan barang	Berat bersih (Kg)		Nilai F.O.B. (U S \$)	
		Bulan ini	Kumulatif	Bulan ini	Kumulatif
(1)	(2)	(3)	(4)	(5)	(6)
44072913	Wood, tropical wood, of jelutong (Dyera spp), planed, sanded or end-joint	175.542	692.049	253.326	867.189
44072923	Wood, tropical wood, of kapur (Dryobalanops spp), planed, sanded or end-joint	41.262	63.292	39.187	45.569
44072933	Wood, tropical wood, of kempas (Koompasia spp), planed, sanded or end-joint	5.018	87.900	1.858	58.900
44072943	Wood, tropical wood, of keruing (Dipterocarpus spp), planed, sanded or end-joint	140.380	447.106	100.964	334.203
44072973	Wood, tropical wood, of balau (Shorea spp), planed, sanded or end-joint	80.302	277.423	56.869	172.679
44072983	Wood, tropical wood, of mengkulang (Heritiera spp), planed, sanded or end-joint	-	12.597	-	8.345
44072991	Wood, tropical wood, of jongkong (Dactylocladus spp) and merbau (Intsia spp), planed, sanded or end-jointed	40.511	70.821	28.059	51.955
44072994	Wood, tropical wood, of albizia (Paraserianthes falcataria), planed, sanded or end-jointed	11.791	58.787	32.654	86.928
44072996	Wood, tropical wood, of rubber (Hevea brasiliensis), planed, sanded or end-jointed	2.623.797	10.886.354	1.348.040	5.246.084
44072998	Wood, sawn other than HS 44062991 - 44072997, planed, sanded or end-jointed	861.336	3.575.187	1.124.867	4.932.820
44079130	Wood, non-coniferous and other than tropical wood, of oak (Quercus spp), planed, sanded or end-jointed	84	670	375	3.081
44079210	Wood, non-coniferous and other than tropical wood, of beech (Fagus spp), planed, sanded or end-jointed	443	2.061	1.894	9.217
44079390	Wood, non-coniferous and other than tropical wood, of maple (Acer spp), other than planed, sanded or end-jointed	-	698	-	4.855
44079790	Wood, non-coniferous and other than tropical wood, of poplar and aspen (Populus spp), other than planed, sanded or end-jointed	-	7.551	-	14.111
44079910	Wood, non-coniferous and other than tropical wood, other than n.e.c. sub heading 440797, planed, sanded or end-jointed	21.486	77.150	162.754	383.416
44079990	Wood, non-coniferous and other than tropical wood, other than n.e.c. sub heading 440797, other than planed, sanded or end-jointed	-	88	-	72
44081010	Wood, coniferous, cedar wood pencil slats, Radiata pinewood of a kind used for blockboard manufacture	143.619	463.515	884.284	2.772.484
44081030	Wood, coniferous, face veneer sheets, Radiata pinewood of a kind used for blockboard manufacture	2.730	6.422	4.604	33.308
44081090	Wood, coniferous, other than cedar wood pencil slats radiata pinewood used for blockboard manufacture, other than face veneer sheets	20.364	143.766	5.770	101.767
44083100	Dark Red Meranti, Light Red Meranti and Meranti Bakau of tropical wood, sheets for veneering, plywood and laminated wood	392.982	1.062.590	421.386	1.186.030
44083920	Face veneer sheets of tropical wood, other than Red Meranti, Light Red Meranti and Meranti Bakau	48.974	296.519	36.624	365.782
44083990	Other than Jelutong wood pencil slats and face veneer sheets, other than Red Meranti, Light Red Meranti, and Meranti Bakau	4.391.889	17.599.020	4.843.648	19.537.681
44089010	Face veneer sheets, of non-coniferous and other than tropical wood	3.469.325	17.627.372	3.079.336	15.692.599
44089090	Wood, other than in heading 4408, sheets for veneer/plywood, oth wood sawn, slice/peel, whether/not plan, sand/end-join,thick≤6mm	2.068.451	8.743.870	1.792.878	8.047.433
44091000	Coniferous wood, cotinuously shaped along any of its edgee,ends/faces, non planed,sanded or end-jointed	1.399.785	3.720.579	2.334.751	6.786.190
44092100	Wood, non-coniferous of bamboo, cotinuously shaped along any of its edgee, ends/faces, whether or not planed,sanded or end-jointed	710	15.974	1.125	39.537

Tabel 3 : Ekspor Indonesia menurut Komoditi (Kode HS 8 digit)

Mei 2023

Kode H S	Uraian golongan barang	Berat bersih (Kg)		Nilai F.O.B. (U S \$)	
		Bulan ini	Kumulatif	Bulan ini	Kumulatif
(1)	(2)	(3)	(4)	(5)	(6)
44092200	Wood,non-coniferous of tropical wood, cotinuously shaped along any of its edgee,ends/faces,whether or not planed,sanded/end-jointed	38.886.928	170.504.967	42.222.665	191.620.273
44092900	Wood, non-coniferous, other than in heading 4409, cotinuously shaped along any of its edgee, ends/faces, whether or not planed, sanded or end-jointed	1.274.023	6.416.644	1.779.628	8.599.939
44101100	Particle board of wood, whether or not agglomerated with resins or other organic binding substances	9.188.571	20.250.262	1.710.372	4.237.743
44101900	Similar board (for example, waferboard) of wood, whether or not agglomerated with resins or other organic binding substances	-	10	-	7
44109000	Particle board, oriented strand board (OSB) and similar board (for example, waferboard), of other ligneous materials, whether or not agglomerated with resins or other organic binding substances	-	992	-	6.131
44111200	Medium density fibreboard (MDF), of a thickness not exceeding 5 mm, whether or not bonded with resins or other organic substances	12.641.453	54.375.233	4.066.520	19.740.583
44111300	Medium density fibreboard (MDF), of a thickness exceeding 5 mm but not exceeding 9 mm, whether or not bonded with resins or other organic substances	1.862.515	19.232.984	730.204	6.561.292
44111400	Medium density fibreboard (MDF), of a thickness exceeding 9 mm, whether or not bonded with resins or other organic substances	3.079.164	46.421.976	869.744	14.229.782
44119200	Ligneous materials other than fibreboard, of a density exceeding 0.8 g/cm3, whether or not bonded with resins or other organic substances	1.191	5.607	2.994	14.921
44119300	Ligneous materials other than fibreboard, of a density exceeding 0.5 g/cm3 but not exceeding 0.8 g/cm3, whether or not bonded with resins or other organic substances	772	14.483.666	3.806	3.814.326
44119400	Ligneous materials other than fibreboard, of a density not exceeding 0.5 g/cm3, whether or not bonded with resins or other organic substances	-	12	-	12
44121000	Plywood, veneered panels and similar laminated wood, of bamboo	39.903	179.084	147.796	438.639
44123100	Plywood, consisting solely of sheets of wood (not bamboo), each ply ≤ 6mm thickness, with at least one outer ply of tropical wood	92.719.340	409.000.563	89.599.143	403.731.314
44123300	Plywood,consisting solely of sheets of wood(not bamboo),each ply≤6mm thickness,with at least one outer ply of non-coniferous wood of the species alder,ash,beech,birch,cherry,chestnut,elm,eucalyptus,hickory,horse chestnut,lime,maple,oak,plane tree,poplar&aspen,robinia,tulipwood/walnut	17.637.795	70.258.271	15.641.487	64.165.402
44123400	Plywood, consisting solely of sheets of wood (not bamboo), each ply ≤ 6mm thickness, with at least one outer ply of non-coniferous wood not specified under subheading 441233	1.940.002	7.420.040	1.651.345	5.819.737
44123900	Plywood, consisting solely of sheets of wood (not bamboo), each ply ≤ 6mm thickness, with both outer plies of coniferous wood	270.899	1.378.778	548.629	2.381.037
44124110	Laminated veneered lumber, with at least one outer ply of teak	-	1.004	-	144
44124190	Laminated veneered lumber, with at least one outer ply of tropical wood other than teak	1.622.415	6.338.513	2.068.265	8.675.382
44124200	Laminated veneered lumber, with at least one outer ply of non-coniferous wood	59.194	304.544	69.763	356.297
44124900	Laminated veneered lumber, with both outer plies of coniferous wood	80.456	1.016.444	45.630	603.177
44125100	Blockboard, laminboard, and battenboard, with at least one outer ply of tropical wood	29.552.662	115.625.031	32.084.053	130.622.064

Tabel 3 : Ekspor Indonesia menurut Komoditi (Kode HS 8 digit)

Mei 2023

Kode H S	Uraian golongan barang	Berat bersih (Kg)		Nilai F.O.B. (U S \$)	
		Bulan ini	Kumulatif	Bulan ini	Kumulatif
(1)	(2)	(3)	(4)	(5)	(6)
44125200	Blockboard, laminboard, and battenboard, with at least one outer ply of non-coniferous wood	1.292.999	6.037.466	2.665.203	11.356.148
44125900	Blockboard, laminboard, and battenboard, with both outer plies of coniferous wood	1.035.962	4.258.670	1.249.299	4.741.681
44129110	Other plywood, with at least one outer ply of teak	-	50.709	-	79.075
44129190	Other plywood, with at least one outer ply of tropical wood other than teak	1.163.172	4.981.789	2.382.511	10.595.536
44129900	Other plywood, with both outer plies of coniferous wood	955.147	3.942.061	1.217.819	4.898.453
44130000	Densified wood, in blocks, plates, strips or profile shapes.	-	25.879	-	27.363
44141000	Wooden frames for paintings, photographs, mirrors or similar objects, of tropical wood	466.077	2.273.013	2.456.512	12.025.185
44149000	Wooden frames for paintings, photographs, mirrors or similar objects, of other than tropical wood	172.686	773.114	782.354	3.481.198
44151000	Cases, boxes, crates, drums and similar packings, cabledrums of wood	326.567	1.519.695	533.624	2.553.309
44152000	Pallets, box pallets and other load boards, pallet collars of wood	408.136	2.504.587	246.820	1.874.306
44160010	Staves	-	5.530	-	12.846
44160090	Casks, barrels, vats, tubs and other coopers' products and parts thereof, of wood	770	5.444	595	20.692
44170090	Tools, tool bodies, tool handles, broom or brush bodies and handles, of wood	123.014	694.949	256.374	1.652.216
44181100	Windows, French-windows and their frames, of tropical wood	295.275	1.145.166	473.111	2.034.104
44181900	Windows, French-windows and their frames, of other than tropical wood	1.062	29.257	6.336	67.275
44182100	Doors and their frames and thresholds, of tropical wood	3.441.272	15.107.053	7.979.289	33.930.641
44182900	Doors and their frames and thresholds, of other than tropical wood	6.172.019	24.526.899	12.744.748	52.309.937
44183000	Posts and beams other than products of subheadings 441881 to 441889	-	2.047	-	10.814
44184000	Shuttering for concrete constructional work	116.650	116.650	90.625	90.625
44185000	Shingles and shakes	20.125	139.249	17.433	75.065
44187310	Assembled flooring panels, of bamboo or with at least the top layer (wear layer) of bamboo, for mosaic flooring	37	146	216	726
44187390	Assembled flooring panels, of bamboo or with at least the top layer (wear layer) of bamboo, other than mosaic flooring, of other than multilayer of bamboo	-	1	-	2
44187400	Assembled flooring panels, other than of bamboo or with at least the top layer (wear layer) of bamboo, for mosaic flooring	953	10.618	6.572	55.284
44187500	Assembled flooring panels, other than of bamboo or with at least the top layer (wear layer) of bamboo, other than mosaic flooring, multilayer	1.435.781	6.792.243	4.387.812	21.212.935
44187900	Assembled flooring panels, other than of bamboo or with at least the top layer (wear layer) of bamboo, other than mosaic flooring, other than multilayer	1.065.580	4.375.162	2.636.664	11.038.315
44188110	Engineered structural timber products, glue-laminated timber (glulam), in block shape	1.772.517	8.006.398	3.646.788	16.788.108
44188190	Engineered structural timber products, glue-laminated timber, in other than block shape	1.298.167	6.594.587	2.247.797	12.264.841
44188900	Engineered structural timber products, other than cross-laminated timber (CLT or X-lam) and I beams	65	65	332	332
44189100	Builders' joinery and carpentry of wood, other than HS 44181100-44188900, of bamboo	8.560	17.077	2.312	11.050
44189200	Builders' joinery and carpentry of wood, other than HS 44181100-44188900, of cellular wood panels	543.690	2.502.188	532.235	2.740.936
44189900	Builders' joinery and carpentry of wood, other than HS 44181100-44188900, other than of bamboo and cellular wood panels	8.718.946	37.098.113	9.090.475	42.120.972
44191100	Bread boards, chopping boards, and similar boards of bamboo	126	2.160	478	8.140

Tabel 3 : Ekspor Indonesia menurut Komoditi (Kode HS 8 digit)

Mei 2023

Kode H S	Uraian golongan barang	Berat bersih (Kg)		Nilai F.O.B. (U S \$)	
		Bulan ini	Kumulatif	Bulan ini	Kumulatif
		(1)	(2)	(3)	(4)
44191200	Chopsticks of bamboo	4	17	94	457
44191900	Tableware and kitchenware, of bamboo, other than HS 44191100-44191200	277	1.035	1.594	13.347
44192000	Tableware and kitchenware, of tropical wood	570.141	2.456.909	1.674.567	8.165.344
44199000	Tableware and kitchenware, other than of bamboo and tropical wood	171.168	966.227	670.038	3.172.824
44201100	Statuettes and other ornaments, of tropical wood	817.983	3.749.921	3.501.274	15.595.287
44201900	Statuettes and other ornaments, other than of tropical wood	416.000	1.747.785	1.981.503	7.664.299
44209010	Wooden articles of furniture not falling in Chapter 94	237.784	1.235.076	648.595	3.447.105
44209020	Boxes and other small containers intended for and suitable for carrying in the pocket, in the handbag or on the person of wood	-	16.648	-	8.640
44209090	Wood marquetry and inlaid wood, caskets and cases for jewellery or cutlery, and similar articles, of wood	2.055	9.760	5.897	42.335
44211000	Clothes hangers of wood	1.924	8.493	9.347	102.511
44212000	Coffins of wood	15.405	86.685	66.024	330.222
44219110	Spools, cops and bobbins, sewing thread reels and the like of bamboo	69	145	117	463
44219120	Match splints of bamboo	-	190	-	336
44219130	Candy sticks, ice-cream sticks and ice-cream spoons of bamboo	40	43	173	294
44219140	Fans and handscreens, frames and handles therefor, and parts thereof of bamboo	284	374	3.816	5.975
44219150	Prayer beads of bamboo	-	59	-	1.163
44219160	Toothpicks of bamboo	-	100	-	210
44219190	Article of bamboo, other than HS 44219110 - HS 44219160	20.089	73.876	22.740	149.094
44219910	Spools, cops and bobbins, sewing thread reels and the like of other than bamboo	79	153	1.080	3.139
44219930	Wooden pegs or pins for footwear of other than bamboo	-	10.319	-	31.818
44219940	Candy sticks, icecream sticks and icecream spoons of other than bamboo	2	12.564	49	26.523
44219970	Fans and handscreens, frames and handles therefor, and parts thereof of other than bamboo	-	3	-	152
44219980	Toothpicks of other than bamboo	400	500	122	434
44219993	Prayer beads of other than bamboo	-	6	-	144
44219994	Other beads of other than bamboo	37.800	72.771	14.413	34.489
44219995	Sticks of a kind used for making joss sticks, of other than bamboo	-	6.753	-	2.901
44219996	Barecore, of other than bamboo	23.315.634	121.648.733	12.150.420	61.167.079
44219999	Article of wood, other than bamboo, articles other than HS 44219910 - HS 44219996	155.061	707.789	842.062	3.830.920
45020000	Natural cork, debacked or roughly squared or rectangular blocks, plates, sheets or strip (include sharp edged blanks for corks or stoppers)	40	71	761	1.082
45039000	Articles of natural cork, other than corks and stoppers	14	1.576	94	10.253
45041000	Blocks, plates, sheets and strip, tiles of any shape, solid cylinders (including discs), of agglomerated cork	18	521	11	16.543
45049000	Articles of agglomerated cork other than blocks, plates, sheets and strip, tiles of any shape, solid cylinders, including discs.	4	16	20	1.316
46012100	Plaiting materials, plaits and similar products of plaiting materials, mats, matting and screens, of bambo	50.208	324.687	92.370	434.643
46012200	Plaiting materials, plaits and similar products of plaiting materials, mats, matting and screens, of rattan	54.844	209.378	716.581	2.463.445
46012900	Plaiting materials, plaits and similar products, mats, matting and screens, of vegetable materials other than bamboo and rattan	29.018	154.453	155.994	810.854
46019210	Plaits and similar products of plaiting materials, whether or not assembled into strips of bamboo	242	22.171	2.048	56.663
46019220	Fans and handscreens, frames and handles therefor, and parts thereof of bamboo	15	958	15	1.726

Tabel 3 : Ekspor Indonesia menurut Komoditi (Kode HS 8 digit)

Mei 2023

Kode H S	Uraian golongan barang	Berat bersih (Kg)		Nilai F.O.B. (U S \$)	
		Bulan ini	Kumulatif	Bulan ini	Kumulatif
		(1)	(2)	(3)	(4)
46019290	Plaiting materials, plaits and similar products of plaiting materials, of bamboo, other than HS 46019210 - HS 46019220	46.158	336.624	50.663	330.244
46019310	Plaits and similar products of plaiting materials, whether or not assembled into strips of rattan	-	11.872	-	93.157
46019320	Fans and handscreens, frames and handles therefor, and parts thereof of rattan	12	3.530	1.110	94.822
46019390	Plaiting materials, plaits and similar products of plaiting materials, of rattan, other than HS 46019310 - HS 46019320	4.403	23.283	134.505	320.413
46019410	Plaits and similar products of plaiting materials, whether or not assembled into strips of vegetable materials	438	3.362	41.167	236.421
46019420	Fans and handscreens, frames and handles therefor, and parts thereof of vegetable materials	2	185	275	827
46019490	Plaiting materials, plaits&similar products of plaiting materials,of vegetable materials, other than HS 46019410- 46019420	17.505	28.151	48.045	85.539
46019910	Mats and matting of other than bamboo, rattan, and other vegetable materials	3	17	86	213
46019920	Plaits and similar products of plaiting materials, whether or not assembled into strips	3.084	8.088	20.320	71.541
46019990	Plaiting materials, plaits and similar product of plaiting material, product of non-vegetable materials, other than HS 46019910-46019930	14.040	144.156	58.602	421.798
46021110	Travelling bags and suitcases of bamboo	1.070	1.962	1.830	13.072
46021120	Envelopes for bottles of bamboo	-	14	-	439
46021190	Basketwork, wickerwork and other articles, of bamboo, other than HS 46021110 - HS 46021120	206.260	860.553	754.635	3.153.766
46021210	Travelling bags and suitcases of rattan	63.620	302.976	458.329	2.220.442
46021220	Envelopes for bottles of rattan	5.371	9.970	14.597	75.172
46021290	Basketwork, wickerwork and other articles, of rattan, other than HS 46021210 - HS 46021220	797.249	3.390.255	3.757.967	16.426.509
46021910	Travelling bags and suitcases of vegetable materials other than of bamboo and rattan	46.840	147.938	81.022	439.431
46021920	Envelopes for bottles of vegetable materials other than of bamboo and rattan	-	258	-	7.907
46021990	Basketwork, wickerwork and other articles, of vegetable materials other than bamboo and rattan, other than HS 46021910 - 46021920	348.051	1.475.947	1.949.456	9.196.191
46029010	Travelling bags and suitcases of other than vegetable materials	15.724	34.832	103.119	225.468
46029020	Envelopes for bottles of other than vegetable materials	11	56	168	275
46029090	Basketwork, wickerwork and other articles, of other than vegetable materials, other than HS 46029010 - HS 46029020	65.265	375.694	421.866	2.326.475
47020020	Chemical wood pulp, dissolving grades, of non-coniferous	114.959.655	444.703.903	71.053.600	271.212.089
47032100	Chemical wood pulp, soda or sulphate other than dissolving grades, semi-bleached or bleached, of coniferous wood	-	40	-	2
47032900	Chemical wood pulp, soda or sulphate other than dissolving grades, semi-bleached or bleached, of non-coniferous wood	563.989.538	2.225.183.638	297.232.696	1.346.799.435
47061000	Pulp, cotton linters pulp	-	4	-	2
47062000	Pulp of fibres derived from recovered (waste and scrap) paper or paperboard	11.281.336	31.349.371	2.571.835	7.498.312
47063000	Pulps of fibres derived from bamboo	-	13.767	-	70.046
47069100	Pulps of fibres derived from other fibrous cellulosic material obtained by mechanical processes	120.109	303.722	744.158	1.945.503
47069200	Pulps of fibres derived from other fibrous cellulosic material obtained by chemical processes	-	8	-	13
47071000	Recovered (waste and scrap) unbleached kraft paper or paperboard or corrugated paper or paperboard	321.586	1.502.311	43.301	209.748

Tabel 3 : Ekspor Indonesia menurut Komoditi (Kode HS 8 digit)

Mei 2023

Kode H S	Uraian golongan barang	Berat bersih (Kg)		Nilai F.O.B. (U S \$)	
		Bulan ini	Kumulatif	Bulan ini	Kumulatif
		(1)	(2)	(3)	(4)
47072000	Recovered (waste and scrap) other paper or paperboard made mainly of bleached chemical pulp, not coloured in the mass	24.190	92.895	6.773	63.226
47073000	Paper or paperboard, waste and scrap, made mainly of mechanical pulp (e.g newspapers, journals & similar printed matter)	1.188	3.282	3.872	11.633
47079000	Paper or paperboard (waste and scrap), of paper or paperboard n.e.c. sub heading 470710 - 470730 and of unsorted waste and scrap	1.173.397	5.991.901	552.709	1.278.612
48010011	Newsprint, weighing not more than 55 g/m2, In rolls, of a width exceeding 28 cm but not exceeding 36 cm	45.978	4.579.812	35.218	2.943.252
48010012	Newsprint, weighing not more than 55 g/m2, In rolls, other than HS 48010011	1.504.300	12.473.575	1.087.908	8.579.487
48010013	Newsprint, weighing not more than 55g/m2, In sheets, square or rectangular, one side >28cm but <36cm and other side >15cm in the unfolded state	60	60	1.784	1.784
48010014	Newsprint, weighing not more than 55g/m2, in sheets, square or rectangular, one side >36 cm, and other side >15 cm in the unfolded state	-	2	-	2
48010023	Newsprint, weighing more than 55g/m2, In sheets, square or rectangular, one side >28cm but <36cm and other side >15cm in the unfolded state	-	0	-	2
48010024	Newsprint, weighing more than 55g/m2, in sheets, square or rectangular, one side >36 cm, and other side >15 cm in the unfolded state	-	658	-	949
48021000	Hand-made paper and paperboard	-	24.770	-	23.977
48022010	Uncoated paper and paperboard in roll of not more than 15 cm in width or in rectangular sheet of which no side more than 36 cm in the unfolded state	-	1	-	664
48022090	Uncoated paper and paperboard in rolls of more than 15 cm in width or in rectangular sheet of which no side more than 36 cm in the unfolded state	2.963	5.435	5.681	10.130
48025429	Paperboard, o.t. carbonising base paper weighing <20g/m2, in rolls of >15cm, in width or rectangular sheet of which no side > 36cm, unfold state, weighing <40g/m2	-	64.451	-	52.225
48025440	Uncoated paper and paperboard, used for writing, printing and other graphic, in rolls of ≤ 15cm, in width or in rectangular sheet > 36cm, unfold state	1.080	3.700	600	1.780
48025450	Uncoated paper and paperboard, multi-ply paper and paperboard	120	170	407	521
48025490	Carbonising base paper, other than HS 48025430 - HS 48025450	-	31.257	-	62.597
48025529	Fancy paper and paperboard, weighing 40g/m2 or more but no more than 150g/m2, in rolls, of a width more than 15 cm exceeding	-	6.589	-	74.196
48025569	Paper and paperboard of a kind used for writing, printing and other graphic purposes, of a width exceeding 15 cm	9.633.240	37.394.084	8.635.970	33.970.156
48025590	Paper and paperboard, other than multi-ply paper	55.662.364	299.177.313	44.117.032	237.908.113
48025641	Paper and paperboard of a kind used for writing, printing and other graphic purposes, width <36cm in rectangular sheet, unfolded state	19.388.454	81.026.142	18.640.116	78.410.491
48025690	Paper and paperboard, used for writing, printing and other graphic purposes, 40-150 g/m2, 1 side <435mm and other side <297mm, other than multi-ply paper	124.977.718	562.869.389	107.393.287	482.976.904
48025721	Paper and paperboard, used for writing, printing and other graphic purposes, with no side > 36cm, unfolded state, weight 40-150 g/m2	-	539	-	2.386
48025729	Paper and paperboard, used for writing, printing and other graphic purposes, with no side ≤36cm, unfolded state, weight 40-150 g/m2	6.895.061	32.414.831	6.447.368	30.541.702
48025790	Paper and paperboard, other than multi-ply paper, unfolded state, weighing 40 g/m2-150 g/m2	33.750.912	154.294.772	27.573.142	126.781.695

Tabel 3 : Ekspor Indonesia menurut Komoditi (Kode HS 8 digit)

Mei 2023

Kode H S	Uraian golongan barang	Berat bersih (Kg)		Nilai F.O.B. (U S \$)	
		Bulan ini	Kumulatif	Bulan ini	Kumulatif
(1)	(2)	(3)	(4)	(5)	(6)
48025829	Fancy paper and paperboard, in rolls of width > 15 cm in rectangular sheet with one side ≤ 36cm and other side ≤ 15 cm, weighing ≥150 g/m2, unfolded state	1.988	19.343	3.667	42.369
48025831	Paper and paperboard, for writing, printing and other graph purpose, in rolls of width > 15 cm in rectangular shape, with no side > 36cm, unfolded state, weighing ≥150 g/m2	205.632	1.036.716	273.590	1.280.062
48025839	Paper and paperboard, for writing, printing and other graph purpose, in rolls of width ≤ 15 cm in rectangular shape, with no side > 36cm, unfolded state, weighing ≥150 g/m2	4.528.657	17.827.532	4.662.414	18.058.552
48025891	Paper and paperboard, weighing 150g/m2 - 225 g/m2, unfolded state, other than HS 48025821 - HS 48025840	3.226.332	15.827.765	2.901.833	14.722.006
48025899	Paper and paperboard, weighing < 150g/m2, unfolded state, other than HS 48025821 - HS 48025840	2.099.956	9.485.561	1.949.385	8.703.609
48026131	Fancy paper and paperboard, of which more than 10 % by weight of the total fibre content, in rolls of width ≤ 15cm	-	15.039	-	46.678
48030030	Toilet or facial tissue stock, towel or napkin stock and similar paper, of cellulose wadding or of webs of cellulose fibres	-	27.206	-	11.360
48030090	Toilet or facial tissue stock, towel or napkin stock and similar paper, of other than cellulose wadding/webs of cellulose fibres	62.701.051	318.261.156	75.176.894	385.742.876
48041100	Kraftliner, unbleached	-	100.930	-	41.142
48041900	Kraftliner, bleached	22.999	84.177	23.196	84.931
48042190	Sack kraft paper, unbleached, of other than kind used for making cement bags	49.766	418.024	28.867	244.255
48042990	Sack kraft paper, bleached, of other than kind used for making cement bags	-	11.470	-	15.033
48043190	Kraft paper and paperboard weighing 150 g/m2 or less, unbleached, other than HS 48043110 - HS 48043150	221.454	1.279.593	267.476	1.488.606
48043920	Kraft paper and paperboard weighing 150 g/m2 or less, bleached, used for making food packaging	-	13.563	-	18.394
48043990	Kraft paper and paperboard weighing 150 g/m2 or less, bleached, other than HS 48043910 and HS 48043920	3.644.081	17.080.556	4.143.756	18.943.427
48044190	Kraft paper and paperboard weighing 150 g/m2 - 225 g/m2, unbleached, other than electrical grade insulating kraft paper	-	52.760	-	33.035
48044290	Paper and paperboard not used for making food package, bleached uniformly > 95% by total of fibre content of wood fibre chemically	100.701	2.589.419	97.772	2.405.361
48045910	Kraft paper and paperboard, uncoated, for making food packaging, weight 225g/m2 or more, other than in subheading 480451 & 480452	-	108	-	427
48051100	Semichemical fluting paper	2.293.065	5.953.168	1.051.263	3.310.878
48051200	Straw fluting paper	-	1.162	-	11.393
48051910	Fluting paper other than semichemical and straw, weighing more than 150 g/m2 but less than 225 g/m2	18.521.723	37.080.723	6.108.719	12.843.341
48051990	Fluting paper other than semichemical and straw, weighing less than 150 g/m2 or more than 225 g/m2	76.996.751	389.446.821	26.508.061	140.197.594
48052400	Testliner (recycled liner board), weighing 150 g/m2 or less	6.671.011	30.205.135	2.537.478	11.513.685
48052510	Testliner (recycled liner board), Weighing more than 150 g/m2 but less than 225 g/m2	2.050.195	9.526.856	792.274	3.676.245
48052590	Testliner (recycled liner board), weighing equal or more than 225 g/m2	-	808.788	-	338.054
48053090	Sulphite wrapping paper, other than coloured paper of a kind used for wrapping wooden match box	-	15	-	159
48054000	Filter paper and paperboard	-	4	-	10
48055000	Felt paper and paperboard	2.769.233	14.123.423	1.565.075	8.446.828
48059190	Paper other than for packing of flat glass products, resin content by weight of 0.6% or less and manufacture joss paper, weighing 150 g/m2 or less	2.411.888	9.363.690	1.583.837	6.184.231

Tabel 3 : Ekspor Indonesia menurut Komoditi (Kode HS 8 digit)

Mei 2023

Kode H S	Uraian golongan barang	Berat bersih (Kg)		Nilai F.O.B. (U S \$)	
		Bulan ini	Kumulatif	Bulan ini	Kumulatif
(1)	(2)	(3)	(4)	(5)	(6)
48059210	Multiply paper and paperboard, uncoated paper and paperboard, in rolls or sheets, weighing more than 150 g/m2 but less than 225 g/m2	-	51.102	-	37.643
48059290	Uncoated paper and paperboard, in rolls or sheets, weighing more than 150 g/m2 but less than 225 g/m2, other than multiply paper and paperboard	679.139	1.111.496	472.745	784.120
48059310	Multiply paper and paperboard, uncoated paper and paperboard, in rolls or sheets, weighing 225 g/m2 or more	2.385.023	9.033.540	995.170	3.847.075
48059390	Uncoated paper and paperboard, in rolls or sheets, weighing 225 g/m2 or more, other than multiply paper and paperboard and blotting paper	899.545	3.596.218	350.319	1.465.571
48062000	Greaseproof papers	1.635.792	8.098.218	2.748.066	13.513.808
48063000	Tracing papers	-	1.553	-	16.824
48064000	Glassine and other glazed transparent or translucent papers	19.150	147.771	19.884	259.172
48089090	Paper and paperboard, other than HS code 48089020 - 48089030	-	40.414	-	54.195
48092000	Self-copy paper	6.661.631	26.506.200	10.571.236	42.111.465
48101399	Paper and paperboard, not printed, of a width of more than 150 mm, in rolls	1.570.422	8.371.741	2.631.962	11.968.051
48101491	Paper and paperboard, not printed, of which no side exceeds 360 mm, in sheets with one side less than 435 mm and the other side less than 297 mm unfolded state	-	23.443	-	46.042
48101499	Paper and paperboard, not printed, of which no side less than 360 mm, in sheets with one side less than 435 mm and the other side less than 297 mm unfolded state	24.359	440.239	22.859	466.850
48101910	Paper and paperboard, printed for self-record apparatus, no side exceed 360mm unfold state, have <10% weight, contain fibre of chemical or mechanical process, one side >435 mm and other side >297mm	280.382	1.287.952	854.670	3.667.305
48101990	Paper and paperboard, not printed for self-record apparatus, no side exceed 360mm unfold state, have <10% weight, contain fibre of chemical/mechanical process, one side >435 mm and other side >297mm	1.225.819	5.381.256	1.844.182	8.227.490
48102999	Paper and paperboard, not printed for self-record apparatus, in rolls of a width of >150 mm, or in sheets of which no side less than 360 mm in the unfolded state, other than lightweight coated paper	15.781.589	65.435.649	14.146.060	58.695.515
48103290	Kraft paper and paperboard, bleached in rolls of ≤150 mm width or in sheets of no side >360 mm in the unfolded state weighing more than 150g/m2	23.654	23.654	23.577	23.577
48103990	Kraft paper and paperboard, unbleached in rolls of >150 mm width or in sheets of no side >360 mm in the unfolded state	50.668	204.413	34.812	138.291
48109290	Paper and paperboard, multi-ply, in rolls of >150 mm in width or sheets of which side >360 mm in the unfolded state	5.153.357	32.127.244	3.055.419	17.748.573
48109990	Paper and paperboard, other than multi-ply, in rolls of >150mm in width or sheets of which side >360mm in the unfolded state	-	23.636	-	83.889
48111090	Tarred, bituminised or asphalted paper and paperboard, in rolls of >15 cm in width, in rectangular (include square), or in sheets of which side >36cm unfolded	1	17.501	2	41.889
48114120	Gummed or adhesive paper and paperboard, self-adhesive, in rolls of <15cm in width or in rectangular (include square) sheets of which side <36cm unfolded	1	24.836	11	51.147
48114190	Gummed or adhesive paper and paperboard, self-adhesive, in rolls of >15cm in width or in rectangular (include square) sheets of which side >36cm unfolded	837.795	3.402.975	2.233.661	8.997.182
48114900	Gummed or adhesive paper and paperboard, other than self-adhesive	14.757	41.248	31.995	102.075

Tabel 3 : Ekspor Indonesia menurut Komoditi (Kode HS 8 digit)

Mei 2023

Kode H S	Uraian golongan barang	Berat bersih (Kg)		Nilai F.O.B. (U S \$)	
		Bulan ini	Kumulatif	Bulan ini	Kumulatif
		(1)	(2)	(3)	(4)
48115199	Paper and paperboard coated, bleached, weigh >150g/m2, in rolls of ≤15cm in width, or in sheets of which side >36cm unfolded state, other than floor covering	9.012	83.208	10.596	102.470
48115920	Paper and paperboard covered on both faces with transparent films of plastics and with a lining of aluminium foil, for the packaging of liquid food products, bleached, weigh ≤150 g/m2	-	100	-	118
48115999	Paper and paperboard coated, bleached, weigh ≤150g/m2, in roll of >15cm in width, or in sheets of which side >36cm unfold state, other than floor covering	2.661.479	10.997.255	3.408.278	14.214.928
48116020	Paper and paperboard, coated, soak or covered with wax, parfin wax, starin, oil or glicerol, in rolls ≤15cm in width or in rectangular (include square) sheets of which side <36cm, unfolded state	3.333	5.515	27.671	45.518
48116099	Paper & paperboard, coated, soak/covered with wax, parfin wax, starin, oil/glicerol, in rolls ≥15cm width/rectangular (include square) sheets of which side >36cm, unfolded state, o.t floor coverings	2.034	6.473	7.865	25.024
48119093	Paper and paperboard, cellulose wadding and web cellulose fibre, in roll >15cm width or rectangular sheets of which side <36cm unfold state, other than floor coverings and marbled paper	965	28.447	41.030	650.124
48119099	Paper, paperboard, cellulose wadding and webs of cellulose fibres other than HS 48119091 - 48119092	232.879	1.815.808	414.433	4.167.080
48131000	Cigarette paper, in the form of booklets or tubes.	141.976	617.410	3.810.623	18.332.069
48132010	Cigarette tipping paper, in rolls of width not exceeding 5 cm	1.584	13.332	9.504	94.440
48132021	Tobacco wrapping paper, uncoated, in rolls of width not exceeding 5 cm	521.948	1.185.034	1.230.903	2.673.515
48132023	Plug wrap paper having a porosity of not more than 12 cm3 (min-1cm-2) in CORESTA Air Permeability unit, uncoated, in rolls of width not exceeding 5 cm	405.981	1.851.599	873.007	3.621.100
48132029	Cigarette paper other than tobacco wrapping paper and plug wrap paper, uncoated, in rolls of width not exceeding 5 cm	-	811.464	-	1.774.937
48132032	Plug wrap paper, coated, in rolls of width not exceeding 5 cm	-	66.174	-	131.371
48132039	Cigarette paper other than tobacco wrapping paper and plug wrap paper, coated, in rolls of width not exceeding 5 cm	-	11.640	-	23.359
48139012	Cigarette tipping paper, coated, in rolls of a width exceeding 5 cm	121.908	866.732	349.620	1.741.248
48139019	Cigarette paper, other than tobacco wrapping paper and tipping paper, coated, in rolls of a width exceeding 5 cm	280	6.025	2.988	26.985
48139091	Tobacco wrapping paper, uncoated, in rolls of a width not exceeding 5 cm	376.992	376.992	770.949	770.949
48139099	Cigarette paper, oter than tobacco wrapping paper, uncoated, in rolls of a width not exceeding 5 cm	300.811	1.107.098	607.247	2.175.027
48142099	Wallpaper and similar wall coverings, other than photo murals, of a width exceeding 60cm	1	11	41	204
48162010	Selfcopy paper (other than those of heading 4809), in rolls of a width exceeding 15 cm but not exceeding 36 cm	2.572.346	9.257.039	3.965.649	14.361.146
48162090	Self-copy paper (other than those of heading 4809), in rolls except of a width exceeding 15 cm but exceeding 36 cm	304.256	1.244.394	543.530	2.166.265
48169090	Paper, carbon paper and other copying or transfer papers (other than those of heading no 4809), other than HS 48162010-48169050	48.637	864.581	65.902	1.137.073
48171000	Envelopes	130.072	837.418	288.717	1.811.468
48172000	Letter cards, plain postcards and correspondence cards	548	609	4.275	5.924
48181000	Toilet paper	2.569.529	12.721.732	4.286.280	19.538.044
48182000	Handkerchiefs, cleansing or facial tissues and towels	6.555.835	29.260.968	10.155.721	44.974.313
48183020	Serviettes	818.070	2.936.358	1.284.336	4.836.032

Tabel 3 : Ekspor Indonesia menurut Komoditi (Kode HS 8 digit)

Mei 2023

Kode H S	Uraian golongan barang	Berat bersih (Kg)		Nilai F.O.B. (U S \$)	
		Bulan ini	Kumulatif	Bulan ini	Kumulatif
(1)	(2)	(3)	(4)	(5)	(6)
48185000	Articles of apparel and clothing accessories, of paper pulp, paper	5	5	4	4
48189000	Cellulose wadding or webs of cellulose fibres, of a kind used for household or sanitary purposes, in rolls of a width not exceeding 36 cm, or cut to size or shape	82.542	461.273	103.851	630.083
48191000	Cartons, boxes and cases of corrugated paper or paperboard	1.015.490	4.902.738	1.736.452	6.723.826
48192000	Folding cartons, boxes and cases of non-corrugated paper or paperboard	1.197.455	3.908.128	3.326.098	9.530.487
48193000	Sacks and bags having a base of a width of 40 cm or more	200.592	615.744	454.404	1.443.071
48194000	Other sacks and bags of paper, paperboard, cellulose wadding or webs of cellulose fibres, including cones	1.901.152	7.641.191	5.998.930	24.290.650
48195000	Other packing containers of paper, paperboard, cellulose wadding or webs of cellulose fibres, including record sleeves	387.822	2.751.394	1.590.480	10.644.685
48196000	Box files, letter trays, storage boxes and similar articles, of a kind used in offices, shops or the like	201.550	724.578	97.301	303.478
48201000	Registers, account books, note books, order books, receipt books, letter pads, memorandum pads, diaries and similar articles	3.600.077	12.542.326	6.002.844	20.110.031
48202000	Exercise books	4.391.746	13.442.413	6.392.159	20.323.437
48203000	Binders (other than book covers), folders and file covers	298.678	868.982	580.408	1.692.584
48204000	Manifold business forms and interleaved carbon sets	387.895	1.262.130	681.696	2.230.878
48205000	Albums for samples or for collections of paper or paperboard	1.233	18.771	17.947	226.286
48209000	Other articles of stationery of paper or paperboard	53.140	223.965	261.394	809.985
48211010	Labels of a kind used for jewellery, including objects of personal adornment or articles of personal use normally carried in the pocket, in the handbag or on the person; printed	1.176	1.180	3.156	3.412
48211090	Other than labels of a kind used for jewellery, including objects of personal adornment or articles of personal use normally carried in the pocket, in the handbag or on the person; printed	64	642	768	38.023
48219010	Labels of a kind used for jewellery, including objects of personal adornment or articles of personal use normally carried in the pocket, in the handbag or on the person; not printed	-	1	-	11
48219090	Other than labels of a kind used for jewellery, including objects of personal adornment or articles of personal use normally carried in the pocket, in the handbag or on the person; not printed	612	6.379	4.604	20.150
48221010	Bobbins, spools, cops and similar supports of paper pulp, paper or paperboard (whether or not perforated or hardened); of a kind used for winding textile yarn; cones	233.081	1.145.324	261.981	1.314.381
48229090	Bobbins, spools, cops and similar supports of paper pulp, paper or paperboard (whether or not perforated or hardened); other than of a kind used for winding textile yarn; other than cones	104.113	413.073	174.142	641.348
48232010	Filter paper and paperboard in strips, rolls or sheets	-	128.524	-	55.154
48232090	Filter paper and paperboard, other than in strips, rolls or sheets	17.568	21.797	37.703	46.775
48234090	Rolls, sheets and dials, printed for self-recording apparatus, other than for electromedical apparatus	136.780	624.895	319.065	1.428.072
48236100	Trays, dishes, plates, cups and the like, of paper or paperboard, of bamboo	701.257	2.908.596	627.659	2.349.931
48236900	Trays, dishes, plates, cups and the like, of paper or paperboard, other than of bamboo	657.574	2.848.864	2.769.981	11.788.093
48239040	Paper tube sets of a kind used for the manufacture of fireworks	6.792	47.212	25.792	237.118

Tabel 3 : Ekspor Indonesia menurut Komoditi (Kode HS 8 digit)

Mei 2023

Kode H S	Uraian golongan barang	Berat bersih (Kg)		Nilai F.O.B. (U S \$)	
		Bulan ini	Kumulatif	Bulan ini	Kumulatif
		(1)	(2)	(3)	(4)
48239059	Kraft paper, in rolls of a width of 209 mm, of a kind used as wrapper for dynamite sticks; weighing more than 150 g/m2	6.413	11.538	168.234	353.412
48239091	Silicone paper	126	342	203	558
48239092	Joss paper	70.833	498.421	63.513	341.095
48239099	Other articles of paper pulp, paper, paperboard, cellulose wadding or webs of cellulose fibres; n.e.c. in heading 4823	254.197	1.758.644	1.475.695	12.223.141
49011000	Printed books, brochures, leaflets and similar printed matter in single sheets, whether or not folded	144.977	265.390	522.089	1.039.498
49019100	Dictionaries and encyclopaedias, and serial instalments thereof	249	249	1.675	1.675
49019910	Educational, technical, scientific, historical or cultural books	111.963	390.822	315.959	1.016.386
49019990	Printed books, brochures, leaflets and similar printed matter not in single sheets, whether or not folded; other than educational, technical, scientific, historical or cultural books	26.181	269.232	156.010	1.335.217
49021000	Newspapers, journals and periodicals, whether or not illustrated or containing advertising material; appearing at least four times a week	127	656	304	1.329
49029010	Educational, technical, scientific, historical or cultural journals and periodicals	4.305	36.755	55.509	421.820
49029090	Newspapers, journals and periodicals, whether or not illustrated or containing advertising material; other than educational, technical, scientific, historical or cultural journals and periodicals	21	362	150	3.037
49030000	Children's picture, drawing or colouring books	756	3.441	4.355	10.574
49040000	Music, printed or in manuscript, whether or not bound or illustrated	3	37	86	864
49052000	Maps and hydrographic or similar charts of all kinds, including atlases, wall maps, topographical plans and globes, printed; in book form	0	0	6	6
49059000	Maps and hydrographic or similar charts of all kinds, including atlases, wall maps, topographical plans and globes, printed; other than in book form	864	2.905	702	7.583
49060000	Plans&drawings for architect,engineer,industry,commercial,topograph/similar purpose,being original hand-drawn;hand-written text;photographic reproduction on sensitised paper&carbon copy of foregoing	388	728	40.169	175.852
49070021	Unused postage stamps	8	38	226	1.548
49070029	Unused revenue or similar stamps	211	941	5.469	25.245
49070060	Stock, share or bond certificates and similar documents of title	-	1.431	-	83.688
49070090	Stamp-impressed paper; n.e.c. in heading 4907	6	593.813	590	1.821.151
49081000	Transfers (decalcomanias), vitrifiable	1.361	8.303	7.573	100.897
49089000	Transfers (decalcomanias), not vitrifiable	682	5.049	14.411	147.747
49090000	Printed or illustrated postcards; printed cards bearing personal greetings, messages or announcements, whether or not illustrated, with or without envelopes or trimmings	52.144	78.722	254.540	521.457
49100000	Calendars of any kind, printed, including calendar blocks	2.219	9.087	43.335	249.933
49111010	Trade advertising material, commercial catalogues and the like; catalogues listing only educational, technical, scientific, historical or cultural books and publications	2.781	10.827	5.744	27.762
49111090	Trade advertising material, commercial catalogues and the like; other than catalogues listing only educational, technical, scientific, historical or cultural books and publications	26.443	100.716	262.369	1.192.437
49119110	Designs	1.186	11.758	10.783	94.553
49119129	Pictures and photographs of a kind to be mounted for instructional purposes; other than anatomical and botanical	75	292	567	3.951

Tabel 3 : Ekspor Indonesia menurut Komoditi (Kode HS 8 digit)

		Mei 2023			
Kode H S	Uraian golongan barang	Berat bersih (Kg)		Nilai F.O.B. (U S \$)	
		Bulan ini	Kumulatif	Bulan ini	Kumulatif
(1)	(2)	(3)	(4)	(5)	(6)
49119191	Pictures and photographs, other than of a kind to be mounted for instructional purposes; anatomical and botanical	4.310	4.310	8.930	8.930
49119199	Pictures and photographs, other than of a kind to be mounted for instructional purposes; other than anatomical and botanical	4.411	4.539	9.716	12.069
49119910	Printed cards for jewellery or for small objects of personal adornment or articles of personal use normally carried in the pocket, handbag or on the person	946	36.786	11.847	1.483.698
49119920	Printed labels for explosives other than those of heading 4821	7	28	30	111
49119930	Educational, technical, scientific, historical or cultural material printed on a set of cards	-	4	-	11
49119940	Printed matter which grants the right to access,install,reproduce/otherwise use software(games),data,internet content(in-game/in-app content)/services,or telecommunications services(mobile services)	149	392	9.575	35.156
49119990	Printed matter, other than trade advertising material, commercial catalogues and the like; other than pictures, designs and photographs, n.e.c. in heading 4911	37.640	184.642	462.553	2.080.058
50030000	Silk waste (including cocoons unsuitable for reeling, yarn waste and garnetted stock)	-	1	-	1
50040000	Silk yarn (other than yarn spun from silk waste) not put up for retail sale	-	2	-	2
50050000	Yarn spun from silk waste, not put up for retail sale	790	790	3.200	3.200
50060000	Silk yarn and yarn spun from silk waste, put up for retail sale; silk-worm gut	9.486	21.005	2.098	4.476
50071030	Woven fabrics of noil silk, printed by the traditional batik process	14	21	110	277
50071090	Woven fabrics of noil silk, other than unbleached or bleached, other than printed by the traditional batik process	-	36	-	461
50072090	Woven fabrics, containing 85 % or more by weight of silk or of silk waste other than noil silk, other than unbleached or bleached, other than printed by the traditional batik process	-	0	-	5
50079020	Woven fabrics, containing less than 85 % by weight of silk or of silk waste other than noil silk, unbleached or bleached	-	894	-	1.306
50079030	Woven fabrics, containing less than 85 % by weight of silk or of silk waste other than noil silk, printed by the traditional batik process	591	1.008	18.586	31.680
50079090	Woven fabrics, containing less than 85 % by weight of silk or of silk waste other than noil silk, other than unbleached or bleached, other than printed by the traditional batik process	15	798	121	11.162
51011900	Wool, not carded or combed, greasy, including fleece-washed wool, other than shorn wool	-	5	-	8
51053900	Fine animal hair other than of kashmir (cashmere) goats, carded or combed	-	1	-	32
51071000	Yarn of combed wool, not put up for retail sale, containing 85 % or more by weight of wool	4.951	4.951	36.087	36.087
51072000	Yarn of combed wool, not put up for retail sale, containing less than 85 % by weight of wool	-	50	-	728
51091000	Yarn of wool or of fine animal hair, put up for retail sale; containing 85 % or more by weight of wool or of fine animal hair	-	31	-	61
51099000	Yarn of wool or of fine animal hair, put up for retail sale; containing less than 85 % by weight of wool or of fine animal hair	156	1.759	310	1.324

Tabel 3 : Ekspor Indonesia menurut Komoditi (Kode HS 8 digit)

Mei 2023

Kode H S	Uraian golongan barang	Berat bersih (Kg)		Nilai F.O.B. (U S \$)	
		Bulan ini	Kumulatif	Bulan ini	Kumulatif
		(1)	(2)	(3)	(4)
51111100	Woven fabrics of carded wool or of carded fine animal hair; containing 85 % or more by weight of wool or of fine animal hair; of a weight not exceeding 300 g/m2	-	35	-	7
51113000	Woven fabrics of carded wool or of carded fine animal hair; containing less than 85 % by weight of wool or of fine animal hair; mixed mainly or solely with man-made staple fibres	15.870	17.338	154.219	155.718
51119000	Woven fabrics of carded wool or of carded fine animal hair; containing < 85 % by weight of wool or of fine animal hair; oth than mixed mainly/solely with man-made filaments/with man-made staple fibres	2	2	25	25
51121110	Woven fabrics of combed wool or of combed fine animal hair; containing 85 % or more by weight of wool or of fine animal hair; of a weight ≤ 200 g/m2; printed by the traditional batik process	-	27	-	652
51121190	Woven fabrics of combed wool or of combed fine animal hair; containing 85 % or more by weight of wool or of fine animal hair; of a weight ≤ 200 g/m2; oth than printed by the traditional batik process	13	32	684	1.277
51121990	Woven fabrics of combed wool or of combed fine animal hair; containing 85 % or more by weight of wool or of fine animal hair; of a weight > 200 g/m2; oth than printed by the traditional batik process	5.247	6.568	54.833	56.772
51122000	Woven fabrics of combed wool or of combed fine animal hair; containing < 85 % by weight of wool or of fine animal hair; mixed mainly or solely with man-made filaments	20	117	1.303	4.568
51123000	Woven fabrics of combed wool or of combed fine animal hair; containing < 85 % by weight of wool or of fine animal hair; mixed mainly or solely with man-made staple fibres	54	94	1.874	3.105
51129000	Woven fabrics of combed wool/of combed fine animal hair;containing<85 % by weight of wool or of fine animal hair;oth than mixed mainly or solely with man-made staple fibres/with man-made staple fibres	34	82	1.256	4.449
52010000	Cotton, not carded or combed	352.764	1.520.009	865.542	3.606.158
52021000	Cotton yarn waste (including thread waste)	32.223	191.360	48.127	197.323
52029100	Cotton waste, garnetted stock	-	18.921	-	35.173
52029900	Cotton waste, other than yarn waste, other than garnetted stock	409.938	1.614.163	750.673	2.810.004
52030000	Cotton, carded or combed	965.238	4.148.027	1.931.890	7.753.387
52041190	Cotton sewing thread; not put up for retail sale; containing 85 % or more by weight of cotton; other than unbleached	67	103	132	1.038
52041900	Cotton sewing thread; not put up for retail sale; containing less than 85 % by weight of cotton	1.416	13.516	12.770	66.416
52042000	Cotton sewing thread; put up for retail sale	502	3.271	510	7.597
52051100	Single yarn, of uncombed fibres; measuring 714.29 decitex or more (not exceeding 14 metric number)	343.165	1.814.393	507.236	2.742.962
52051200	Single yarn, of uncombed fibres; measuring less than 714.29 decitex but not less than 232.56 decitex (exceeding 14 metric number but not exceeding 43 metric number)	1.653.969	12.248.091	4.533.605	32.455.082
52051300	Single yarn, of uncombed fibres; measuring less than 232.56 decitex but not less than 192.31 decitex (exceeding 43 metric number but not exceeding 52 metric number)	702.556	5.652.231	2.170.210	16.945.475
52051400	Single yarn, of uncombed fibres; measuring less than 192.31 decitex but not less than 125 decitex (exceeding 52 metric number but not exceeding 80 metric number)	586.016	2.963.165	1.798.916	9.255.855
52051500	Single yarn, of uncombed fibres; measuring less than 125 decitex (exceeding 80 metric number)	115	115	749	749
52052100	Single yarn, of combed fibres; measuring 714.29 decitex or more (not exceeding 14 metric number)	19.854	37.525	62.210	116.166
52052200	Single yarn, of combed fibres; measuring less than 714.29 decitex but not less than 232.56 decitex (exceeding 14 metric number but not exceeding 43 metric number)	575.377	3.094.483	1.999.114	10.714.390

Tabel 3 : Ekspor Indonesia menurut Komoditi (Kode HS 8 digit)

Mei 2023

Kode H S	Uraian golongan barang	Berat bersih (Kg)		Nilai F.O.B. (U S \$)	
		Bulan ini	Kumulatif	Bulan ini	Kumulatif
(1)	(2)	(3)	(4)	(5)	(6)
52052300	Single yarn, of combed fibres; measuring less than 232.56 decitex but not less than 192.31 decitex (exceeding 43 metric number but not exceeding 52 metric number)	1.231.891	7.439.965	4.264.331	25.695.214
52052400	Single yarn, of combed fibres; measuring less than 192.31 decitex but not less than 125 decitex (exceeding 52 metric number but not exceeding 80 metric number)	1.045.617	4.649.123	4.014.830	17.535.600
52052600	Single yarn, of combed fibres; measuring less than 125 decitex (exceeding 80 metric number)	-	50	-	289
52052700	Single yarn, of combed fibres; measuring less than 106.38 decitex but not less than 83.33 decitex (exceeding 94 metric number but not exceeding 120 metric number)	15.419	45.452	137.887	506.017
52052800	Single yarn, of combed fibres; measuring less than 83.33 decitex (exceeding 120 metric number)	7.416	7.416	102.339	102.339
52053100	Multiple (folded) or cabled yarn, of uncombed fibres; measuring per single yarn 714.29 decitex or more (not exceeding 14 metric number per single yarn)	-	2.520	-	19.305
52053200	Multiple (folded)/ cabled yarn, of uncombed fibres; measuring per single yarn < 714.29 decitex but ≥ 232.56 decitex (exceeding 14 metric number but not exceeding 43 metric number per single yarn)	-	35.579	-	120.515
52053300	Multiple (folded)/ cabled yarn, of uncombed fibres; measuring per single yarn < 232.56 decitex but ≥ 192.31 decitex (exceeding 43 metric number but not exceeding 52 metric number per single yarn)	41.028	180.351	161.425	697.292
52053400	Multiple (folded)/ cabled yarn, of uncombed fibres; measuring per single yarn < 192.31 decitex but ≥ 125 decitex (exceeding 52 metric number but not exceeding 80 metric number per single yarn)	54.263	126.635	190.593	518.754
52053500	Multiple (folded) or cabled yarn, of uncombed fibres; measuring per single yarn less than 125 decitex (exceeding 80 metric number per single yarn)	10.817	43.218	34.922	154.210
52054200	Multiple (folded) or cabled yarn, of combed fibres; measuring per single yarn < 714.29 decitex but ≥ 232.56 decitex (exceeding 14 metric number but not exceeding 43 metric number per single yarn)	5.814	44.844	56.101	247.930
52054300	Multiple (folded) or cabled yarn, of combed fibres; measuring per single yarn < 232.56 decitex but ≥ 192.31 decitex (exceeding 43 metric number but not exceeding 52 metric number per single yarn)	-	500	-	2.987
52054400	Multiple (folded)/ cabled yarn, of combed fibres; measuring per single yarn < 192.31 decitex but ≥ 125 decitex (exceeding 52 metric number but not exceeding 80 metric number per single yarn)	30.028	129.342	136.840	628.179
52054700	Multiple (folded) or cabled yarn, of combed fibres; measuring per single yarn < 106.38 decitex but ≥ 83.33 decitex (> 94 metric number but ≤ 120 metric number per single yarn)	-	35.789	-	307.670
52061100	Single yarn, of uncombed fibres; measuring 714.29 decitex or more (not exceeding 14 metric number)	707.540	3.965.223	754.644	3.743.927
52061200	Single yarn, of uncombed fibres; measuring less than 714.29 decitex but not less than 232.56 decitex (exceeding 14 metric number but not exceeding 43 metric number)	361.302	1.477.135	781.868	3.119.581
52061300	Single yarn, of uncombed fibres; measuring less than 232.56 decitex but not less than 192.31 decitex (exceeding 43 metric number but not exceeding 52 metric number)	325.377	409.163	921.207	1.228.760
52061400	Single yarn, of uncombed fibres; measuring less than 192.31 decitex but not less than 125 decitex (exceeding 52 metric number but not exceeding 80 metric number)	44.088	218.258	164.969	845.614
52062100	Single yarn, of combed fibres; measuring 714.29 decitex or more (not exceeding 14 metric number)	12.297	879.402	9.609	992.166

Tabel 3 : Ekspor Indonesia menurut Komoditi (Kode HS 8 digit)

Mei 2023

Kode H S	Uraian golongan barang	Berat bersih (Kg)		Nilai F.O.B. (U S \$)	
		Bulan ini	Kumulatif	Bulan ini	Kumulatif
(1)	(2)	(3)	(4)	(5)	(6)
52062200	Single yarn, of combed fibres; measuring less than 714.29 decitex but not less than 232.56 decitex (exceeding 14 metric number but not exceeding 43 metric number)	306.881	2.078.191	910.074	6.049.639
52062300	Single yarn, of combed fibres; measuring less than 232.56 decitex but not less than 192.31 decitex (exceeding 43 metric number but not exceeding 52 metric number)	1.199.365	6.080.061	3.508.702	17.129.087
52062400	Single yarn, of combed fibres; measuring less than 192.31 decitex but not less than 125 decitex (exceeding 52 metric number but not exceeding 80 metric number)	207.755	537.344	967.749	2.832.307
52062500	Single yarn, of combed fibres; measuring less than 125 decitex (exceeding 80 metric number)	-	12.998	-	64.062
52063100	Multiple (folded) or cabled yarn, of uncombed fibres; measuring per single yarn 714.29 decitex or more (not exceeding 14 metric number per single yarn)	49.076	178.552	54.055	195.796
52063200	Multiple (folded) or cabled yarn, of uncombed fibres; measuring per single yarn < 714.29 decitex but ≥ 232.56 decitex (exceeding 14 metric number but not exceeding 43 metric number per single yarn)	20.106	52.008	40.844	112.319
52064300	Multiple (folded) or cabled yarn, of combed fibres; measuring per single yarn < 232.56 decitex but ≥ 192.31 decitex (exceeding 43 metric number but not exceeding 52 metric number per single yarn)	35.432	440.653	130.703	1.179.244
52071000	Cotton yarn (other than sewing thread) put up for retail sale; containing 85% or more by weight of cotton	238.404	334.021	344.540	476.873
52079000	Cotton yarn (other than sewing thread) put up for retail sale; containing less than 85% by weight of cotton	69.674	105.313	160.260	197.435
52081100	Plain weave, weighing not more than 100 g/m2; unbleached; containing 85 % or more by weight of cotton	34.764	171.145	206.241	1.125.975
52081200	Plain weave, weighing more than 100 g/m2; unbleached; containing 85 % or more by weight of cotton	197.083	844.031	1.177.414	5.218.865
52081300	3-thread or 4-thread twill, including cross twill; unbleached; containing 85 % or more by weight of cotton	17.520	137.460	78.737	660.201
52081900	Woven fabrics of cotton, containing 85 % or more by weight of cotton; unbleached; other than those of subheading 520811-520813	21.621	215.834	124.816	1.186.657
52082100	Plain weave, weighing not more than 100 g/m2; bleached; containing 85 % or more by weight of cotton	-	17.233	-	114.353
52082200	Plain weave, weighing more than 100 g/m2; bleached; containing 85 % or more by weight of cotton	10.675	72.377	191.180	1.085.658
52082900	Woven fabrics of cotton, containing 85 % or more by weight of cotton; bleached; other than those of subheading 520821-520823	1.167	11.421	3.040	41.793
52083190	Other than voile; plain weave, weighing not more than 100 g/m2; dyed; containing 85 % or more by weight of cotton	167	2.659	8.775	77.487
52083200	Plain weave, weighing more than 100 g/m2; dyed; containing 85 % or more by weight of cotton	34.766	140.166	324.689	1.438.825
52083300	3-thread or 4-thread twill, including cross twill; dyed; containing 85 % or more by weight of cotton	309	6.071	1.648	64.753
52083900	Woven fabrics of cotton, containing 85 % or more by weight of cotton; dyed; other than those of subheading 520831-520839	3.481	4.435	35.920	41.612
52084190	Other than ikat fabric; plain weave, weighing not more than 100 g/m2; of yarn of different colour; containing 85 % or more by weight of cotton	1.089	3.823	2.639	8.660
52084210	Ikat fabric; plain weave, weighing more than 100 g/m2; of yarn of different colour; containing 85 % or more by weight of cotton	-	20	-	150
52084290	Other than ikat fabric; plain weave, weighing more than 100 g/m2; of yarn of different colour; containing 85 % or more by weight of cotton	17.942	28.790	32.154	82.629

Tabel 3 : Ekspor Indonesia menurut Komoditi (Kode HS 8 digit)

Mei 2023

Kode H S	Uraian golongan barang	Berat bersih (Kg)		Nilai F.O.B. (U S \$)	
		Bulan ini	Kumulatif	Bulan ini	Kumulatif
(1)	(2)	(3)	(4)	(5)	(6)
52084300	3-thread or 4-thread twill, including cross twill; plain weave, weighing more than 100 g/m2; of yarn of different colour; containing 85 % or more by weight of cotton	47	12.378	297	67.516
52084900	Woven fabric of cotton, containing 85% or more by weight of cotton; of yarn of different colour; other than in subheading 520841-520843	128	2.746	187	7.216
52085110	Plain weave, weighing not more than 100g/m2; printed by the traditional batik process; containing 85 % or more by weight of cotton	80	2.280	1.983	68.952
52085190	Plain weave, weighing not more than 100g/m2; printed by other than the traditional batik process; containing 85 % or more by weight of cotton	1.410	6.658	44.605	208.976
52085210	Plain weave, weighing more than 100g/m2; printed by the traditional batik process; containing 85 % or more by weight of cotton	29.400	97.468	572.660	1.863.084
52085290	Plain weave, weighing more than 100g/m2; printed by other than the traditional batik process; containing 85 % or more by weight of cotton	102.432	400.856	1.166.670	5.111.443
52085910	Woven fabrics; other than plain weave; printed by traditional batik process; containing 85 % or more by weight of cotton, weighing not more than 200 g/m2	104	804	2.201	11.173
52085920	Woven fabrics; other than plain weave; printed; 3-thread or 4-thread twill, including cross twill; containing 85 % or more by weight of cotton, weighing not more than 200 g/m2	-	631	-	2.543
52085990	Woven fabrics; oth than plain weave; printed by oth than traditional batik process; oth than 3-thread or 4-thread twill, including cross twill; containing ≥85% by weight of cotton, weighing < 200 g/m2	233	18.838	903	305.587
52091110	Duck and canvas; plain weave; unbleached; woven fabrics of cotton, containing ≥ 85 % by weight of cotton, weighing > 200 g/m2	-	31	-	130
52091190	Other than duck and canvas; plain weave; unbleached; woven fabrics of cotton, containing ≥ 85 % by weight of cotton, weighing > 200 g/m2	90.579	358.002	941.583	4.008.096
52091200	3-thread or 4-thread twill, including cross twill; unbleached; woven fabrics of cotton, containing ≥ 85 % by weight of cotton, weighing > 200 g/m2	51.814	144.888	248.071	693.357
52091900	Woven fabrics of cotton, containing ≥ 85 % by weight of cotton, weighing > 200 g/m2; unbleached; other than plain weave; other than 3-thread or 4-thread twill, including cross twill	65.163	81.714	172.263	282.081
52092100	Plain weave; bleached; woven fabrics of cotton, containing ≥ 85 % by weight of cotton, weighing > 200 g/m2	-	404	-	2.563
52092200	3-thread or 4-thread twill, including cross twill; bleached; woven fabrics of cotton, containing ≥ 85 % by weight of cotton, weighing > 200 g/m2	6.452	24.890	67.093	285.543
52092900	Woven fabrics of cotton, containing ≥ 85 % by weight of cotton, weighing > 200 g/m2; bleached; other than plain weave; other than 3-thread or 4-thread twill, including cross twill	1	8.150	1	9.699
52093100	Plain weave; dyed; woven fabrics of cotton, containing ≥ 85 % by weight of cotton, weighing > 200 g/m2	151	2.141	1.712	7.251
52093200	3-thread or 4-thread twill, including cross twill; dyed; woven fabrics of cotton, containing ≥ 85 % by weight of cotton, weighing > 200 g/m2	23.138	56.777	94.999	194.975
52093900	Woven fabrics of cotton, containing ≥ 85 % by weight of cotton, weighing > 200 g/m2; dyed; other than plain weave; other than 3-thread or 4-thread twill, including cross twill	30.451	77.350	208.733	575.051

Tabel 3 : Ekspor Indonesia menurut Komoditi (Kode HS 8 digit)

		Mei 2023			
Kode H S	Uraian golongan barang	Berat bersih (Kg)		Nilai F.O.B. (U S \$)	
		Bulan ini	Kumulatif	Bulan ini	Kumulatif
(1)	(2)	(3)	(4)	(5)	(6)
52094200	Denim; of yarns of different colours; woven fabrics of cotton, containing ≥ 85 % by weight of cotton, weighing > 200 g/m2	15.216	16.826	114.851	117.813
52094900	Woven fabrics of cotton, containing ≥ 85 % by weight of cotton, weighing > 200 g/m2; of yarns of different colours; other than those of subheading 520941-520943	930	4.730	901	6.776
52095190	Plain weave; printed by other than the traditional batik process; woven fabrics of cotton, containing ≥ 85 % by weight of cotton, weighing > 200 g/m2	-	345	-	7.363
52095290	3-thread or 4-thread twill, including cross twill; printed by other than the traditional batik process; woven fabrics of cotton, containing ≥ 85 % by weight of cotton, weighing > 200 g/m2	3.373	7.736	39.553	60.649
52095990	Woven fabrics of cotton, contain ≥ 85% by weight of cotton, weight > 200g/m2; printed by oth than the traditional batik process; oth than plain weave; oth than 3-thread or 4-thread twill, including cross twill	19.699	54.904	333.384	1.062.439
52101100	Plain weave; unbleached; woven fabrics of cotton, containing < 85 % by weight of cotton, mixed mainly or solely with man-made fibres, weighing not more than 200 g/m2	207.737	1.120.818	1.185.253	6.128.296
52101900	Other than plain weave; unbleached; woven fabrics of cotton, containing < 85 % by weight of cotton, mixed mainly or solely with man-made fibres, weighing not more than 200 g/m2	16.055	160.629	69.509	735.130
52102100	Plain weave; bleached; woven fabrics of cotton, containing < 85 % by weight of cotton, mixed mainly or solely with man-made fibres, weighing not more than 200 g/m2	18.715	148.096	205.244	1.536.190
52102900	Other than plain weave; bleached; woven fabrics of cotton, containing < 85 % by weight of cotton, mixed mainly or solely with man-made fibres, weighing not more than 200 g/m2	14.122	105.003	181.179	1.321.079
52103100	Plain weave; dyed; woven fabrics of cotton, containing < 85 % by weight of cotton, mixed mainly or solely with man-made fibres, weighing not more than 200 g/m2	9.538	107.953	93.824	1.096.170
52103200	3-thread or 4-thread twill, including cross twill; dyed; woven fabrics of cotton, containing < 85 % by weight of cotton, mixed mainly or solely with man-made fibres, weighing not more than 200 g/m2	382	2.656	680	17.774
52103900	Woven fabrics of cotton, containing < 85% by weight of cotton, mixed mainly/solely with man-made fibres, weighing < 200g/m2; dyed; oth than plain weave; oth than 3-thread or 4-thread twill, including cross twill	24.118	98.898	281.875	1.175.967
52104110	Ikat fabric; plain weave; of yarns of different colours; woven fabrics of cotton, containing < 85 % by weight of cotton, mixed mainly or solely with man-made fibres, weighing not more than 200 g/m2	11.219	42.837	104.934	395.154
52104190	Other than ikat fabric; plain weave; of yarns of different colours; woven fabrics of cotton, containing < 85% by weight of cotton, mixed mainly/solely with man-made fibres, weighing not more than 200 g/m2	2.525	11.798	6.054	169.755
52104900	Other than plain weave; of yarns of different colours; woven fabrics of cotton, containing < 85 % by weight of cotton, mixed mainly or solely with man-made fibres, weighing not more than 200 g/m2	110	10.256	745	84.778
52105190	Plain weave; printed by oth than the traditional batik process; woven fabrics of cotton, containing < 85% by weight of cotton, mixed mainly or solely with man-made fibres, weighing not more than 200 g/m2	29.324	111.224	423.958	1.573.680

Tabel 3 : Ekspor Indonesia menurut Komoditi (Kode HS 8 digit)

Mei 2023

Kode H S	Uraian golongan barang	Berat bersih (Kg)		Nilai F.O.B. (U S \$)	
		Bulan ini	Kumulatif	Bulan ini	Kumulatif
		(1)	(2)	(3)	(4)
52105910	Other than plain weave; printed by the traditional batik process; woven fabrics of cotton, containing < 85% by weight of cotton, mixed mainly or solely with man-made fibres, weighing ≤ 200 g/m2	8	8	21	21
52105990	Other than plain weave; printed by other than the traditional batik process; woven fabrics of cotton, containing < 85% by weight of cotton, mixed mainly/solely with man-made fibres, weighing ≤200g/m2	77	79	250	253
52111100	Plain weave; unbleached; woven fabrics of cotton, containing < 85 % by weight of cotton, mixed mainly or solely with man-made fibres, weighing more than 200 g/m2	21.467	47.184	322.077	634.765
52111200	3-thread or 4-thread twill, including cross twill; unbleached; woven fabrics of cotton, containing < 85 % by weight of cotton, mixed mainly or solely with man-made fibres, weighing more than 200 g/m2	17.619	82.266	98.939	429.802
52111900	Woven fabrics of cotton, contain<85%by weight of cotton,mixed mainly/solely with man-made fibres,weight>200 g/m2;unbleached;oth than plain weave;oth than 3-thread/4-thread twill,including cross twill	3.575	74.676	28.407	411.666
52112000	Woven fabrics of cotton, containing less than 85 % by weight of cotton, mixed mainly or solely with man-made fibres, weighing more than 200 g/m2; bleached	-	437	-	2.095
52113200	3-thread or 4-thread twill, including cross twill; dyed; woven fabrics of cotton, containing < 85 % by weight of cotton, mixed mainly or solely with man-made fibres, weighing more than 200 g/m2	2.032	9.111	2.437	12.976
52113900	Woven fabrics of cotton,contain<85%by weight of cotton,mixed mainly/solely with man-made fibres,weight>200 g/m2;dyed;oth than plain weave;oth than 3-thread or 4-thread twill,including cross twill	63	673	1.214	2.153
52114190	Other than ikat fabric; plain weave; of yarns of different colours; woven fabrics of cotton, containing < 85 % by weight of cotton, mixed mainly or solely with man-made fibres, weighing > 200 g/m2	-	1.971	-	4.959
52114200	Denim; of yarns of different colours; woven fabrics of cotton, containing < 85 % by weight of cotton, mixed mainly or solely with man-made fibres, weighing > 200 g/m2	1.272	7.657	3.689	15.875
52114900	Woven fabrics of cotton, containing < 85% by weight of cotton, mixed mainly/solely with man-made fibres, weighing more than 200g/m2; of yarns of different colours; oth than of subheading 521141-521143	54	54	284	284
52115190	Plain weave; printed by other than the traditional batik process; woven fabrics of cotton, containing < 85 % by weight of cotton, mixed mainly or solely with man-made fibres, weighing > 200 g/m2	-	5	-	1.600
52115210	3-thread or 4-thread twill,inclcd cross twil;printed by the traditional batik process;woven fabrics of cotton,contain<85% by weight of cotton,mixed mainly/solely with man-made fibres,weight>200 g/m2	-	340	-	5.269
52115910	Woven fabrics of cotton,containing< 85% by weight of cotton,weighing> 200g/m2; printed by the traditional batik process; oth than plain weave;oth than 3-thread or 4-thread twill, including cross twill	-	5	-	37
52115990	Woven fabrics of cotton,contain< 85%by weight of cotton,weight> 200g/m2;printed by oth than the traditional batik process;oth than plain weave;oth than 3-thread or 4-thread twill,including cross twill	-	3	-	41
52121100	Woven fabrics of cotton; weighing not more than 200 g/m2; unbleached	-	3	-	18
52121300	Woven fabrics of cotton; weighing not more than 200 g/m2; dyed	12.827	65.094	141.317	751.563

Tabel 3 : Ekspor Indonesia menurut Komoditi (Kode HS 8 digit)

Mei 2023

Kode H S	Uraian golongan barang	Berat bersih (Kg)		Nilai F.O.B. (U S \$)	
		Bulan ini	Kumulatif	Bulan ini	Kumulatif
		(1)	(2)	(3)	(4)
52121400	Woven fabrics of cotton; weighing not more than 200 g/m2; of yarns of different colours	-	5	-	58
52121510	Woven fabrics of cotton; weighing not more than 200 g/m2; printed by the traditional batik process	43	43	223	223
52121590	Woven fabrics of cotton; weighing not more than 200 g/m2; printed by other than the traditional batik process	34	21.101	110	176.792
52122100	Woven fabrics of cotton; weighing more than 200 g/m2; unbleached	-	1	-	1
52122590	Woven fabrics of cotton; weighing more than 200 g/m2; printed by other than the traditional batik process	12	74	32	754
53039000	Tow and waste of jute and other textile bast fibres (excluding flax, true hemp and ramie), (including yarn waste and garnetted stock)	449.304	2.505.670	88.504	496.720
53050010	Sisal and other textile fibres of the genus Agave; tow and waste of these fibres (including yarn waste and garnetted stock)	4	4	1	1
53050021	Coconut fibres, raw but not spun	115.454	709.239	17.126	82.785
53050022	Coconut fibres, processed but not spun	2.258.645	9.716.492	386.969	1.691.964
53050090	Ramie and other vegetable textile fibres, not elsewhere specified or included, raw or processed but not spun; tow, noils and waste of these fibres (including yarn waste and garnetted stock)	67.250	448.676	56.035	220.529
53061000	Single flax yarn	-	2	-	6
53062000	Multiple (folded) or cabled flax yarn	66	4.266	704	11.304
53082000	True hemp yarn	-	1	-	5
53091100	Woven fabrics of flax; containing 85 % or more by weight of flax; unbleached or bleached	-	142	-	3.166
53091900	Woven fabrics of flax; containing 85 % or more by weight of flax; other than unbleached or bleached	762	16.562	20.721	76.389
53092100	Woven fabrics of flax; containing less than 85 % by weight of flax; unbleached or bleached	-	86	-	19
53092900	Woven fabrics of flax; containing less than 85 % by weight of flax; other than unbleached or bleached	919	5.803	2.334	9.664
53109000	Woven fabrics of jute or of other textile bast fibres of heading 5303; other than unbleached	10	134	10	106
53110010	Woven fabrics of other vegetable textile fibres; woven fabrics of paper yarn; printed by the traditional batik process	-	1	-	30
53110020	Woven fabrics of other vegetable textile fibres; woven fabrics of paper yarn; burlap of abaca	-	166	-	199
53110090	Woven fabrics of other vegetable textile fibres; woven fabrics of paper yarn; other than printed by the traditional batik process; other than burlap of abaca	10.000	10.138	34.330	60.649
54011010	Sewing thread of man-made filaments of synthetic filaments; put up for retail sale	3	106	82	1.742
54011090	Sewing thread of man-made filaments of synthetic filaments; not put up for retail sale	62.837	228.142	444.824	1.712.064
54012010	Sewing thread of man-made filaments of artificial filaments; put up for retail sale	2	2	26	26
54012090	Sewing thread of man-made filaments of artificial filaments; not put up for retail sale	469	1.731	5.230	52.804
54021100	Synthetic filament yarn, not put up for retail sale; high tenacity yarn of nylon or other polyamides, whether or not textured; of aramids	52	52	1.916	1.916
54021900	Synthetic filament yarn, not put up for retail sale; high tenacity yarn of nylon or other polyamides, whether or not textured; other than of aramids	1.175.894	3.598.148	5.060.485	15.505.976
54022000	Synthetic filament yarn, not put up for retail sale; high tenacity yarn of polyesters, whether or not textured	2.067.706	9.143.430	3.551.966	15.880.557
54023100	Synthetic filament yarn, not put up for retail sale; textured yarn of nylon or other polyamides, measuring per single yarn not more than 50 tex	99.988	590.050	331.461	1.964.469

Tabel 3 : Ekspor Indonesia menurut Komoditi (Kode HS 8 digit)

Mei 2023

Kode H S	Uraian golongan barang	Berat bersih (Kg)		Nilai F.O.B. (U S \$)	
		Bulan ini	Kumulatif	Bulan ini	Kumulatif
(1)	(2)	(3)	(4)	(5)	(6)
54023200	Synthetic filament yarn, not put up for retail sale; textured yarn of nylon or other polyamides, measuring per single yarn more than 50 tex	5	5	2	2
54023310	Synthetic filament yarn, not put up for retail sale; textured yarn of polyesters, of a colour other than white	1.149.679	3.371.417	2.298.462	6.519.423
54023390	Synthetic filament yarn, not put up for retail sale; textured yarn of polyesters, of a colour white	4.523.408	19.283.548	8.001.620	34.006.866
54023400	Synthetic filament yarn, not put up for retail sale; textured yarn of polypropylene	11.010	22.769	23.745	49.744
54023900	Synthetic filament yarn, not put up for retail sale; textured yarn; other than of nylon or other polyamides; other than of polyesters; other than of polypropylene	8.820	20.737	28.717	66.722
54024410	Synthetic filament yarn, not put up for retail sale; single, untwisted or with a twist not exceeding 50 turns per metre; elastomeric; of polyesters	-	1	-	2
54024490	Synthetic filament yarn, not put up for retail sale; single, untwisted or with a twist not exceeding 50 turns per metre; elastomeric; oth than of polyesters and polypropylene	12	4.703	37	48.079
54024500	Synthetic filament yarn, not put up for retail sale; single, untwisted or with a twist not exceeding 50 turns per metre; other than elastomeric; of nylon or other polyamides	402.659	1.865.391	1.473.146	6.802.471
54024610	Synthetic filament yarn, not put up for retail sale; single, untwisted or with a twist < 50 turns per metre; other than elastomeric; of polyesters, partially oriented; of a colour oth than white	-	41.334	-	60.799
54024690	Synthetic filament yarn, not put up for retail sale; single, untwisted or with a twist < 50 turns per metre; other than elastomeric; of polyesters, partially oriented; of a colour white	818.703	3.864.201	1.194.788	5.358.783
54024710	Synthetic filament yarn, not put up for retail sale; single, untwisted or with a twist not exceeding 50 turns per metre; other than elastomeric; of polyesters; of a colour other than white	54.545	329.353	105.948	615.725
54024790	Synthetic filament yarn, not put up for retail sale; single, untwisted or with a twist not exceeding 50 turns per metre; other than elastomeric; of polyesters; of a colour white	4.403.273	18.915.530	7.685.057	33.815.098
54024800	Synthetic filament yarn, not put up for retail sale; single, untwisted or with a twist not exceeding 50 turns per metre; other than elastomeric; of polypropylene	6.400	32.000	24.791	114.453
54024900	Synthetic filament yarn, not put up for retail sale; single, untwisted or with a twist < 50 turns per metre; oth than elastomeric; oth than of nylon or other polyamides, polyesters, polypropylene	499	749	3.311	5.568
54025100	Synthetic filament yarn, not put up for retail sale; single, with a twist exceeding 50 turns per metre; of nylon or other polyamides	5.391	21.974	24.072	99.214
54025200	Synthetic filament yarn, not put up for retail sale; single, with a twist exceeding 50 turns per metre; of polyesters	16.365	257.266	54.671	664.754
54025900	Synthetic filament yarn, not put up for retail sale; single, with a twist exceeding 50 turns per metre; other than of nylon or other polyamides, polyesters, polypropylene	-	52	-	1.554
54026100	Synthetic filament yarn, not put up for retail sale; multiple (folded) or cabled; of nylon or other polyamides	100.863	616.947	803.279	5.233.906
54026200	Synthetic filament yarn, not put up for retail sale; multiple (folded) or cabled; of polyesters	261.026	863.171	891.477	2.943.045
54026300	Synthetic filament yarn, not put up for retail sale; multiple (folded) or cabled; of polypropylene	-	1.309	-	3.548
54026900	Synthetic filament yarn, not put up for retail sale; multiple (folded) or cabled; other than of nylon or other polyamides, polyesters, polypropylene	185	26.175	3.142	106.048

Tabel 3 : Ekspor Indonesia menurut Komoditi (Kode HS 8 digit)

Mei 2023

Kode H S	Uraian golongan barang	Berat bersih (Kg)		Nilai F.O.B. (U S \$)	
		Bulan ini	Kumulatif	Bulan ini	Kumulatif
(1)	(2)	(3)	(4)	(5)	(6)
54031000	Artificial filament yarn, not put up for retail sale, including artificial monofilament of less than 67 decitex; high tenacity yarn of viscose rayon	818	45.210	82	126.323
54033110	Artificial filament yarn, not put up for retail sale, including artificial monofilament of < 67decitex; single; textured yarn; of viscose rayon, untwisted or with a twist ≤ 120 turns per metre	9	9	9	9
54033190	Artificial filament yarn,not put up for retail sale,including artificial monofilament of < 67decitex; single; oth than textured yarn; of viscose rayon, untwisted or with a twist ≤ 120 turns per metre	-	42.595	-	110.846
54033290	Artificial filament yarn,not put up for retail sale,including artificial monofilament of < 67decitex; single; oth than textured yarn; of viscose rayon, untwisted or with a twist > 120 turns per metre	250	270	4.850	4.857
54033390	Artificial filament yarn, not put up for retail sale, including artificial monofilament of < 67decitex; single; other than textured yarn; of cellulose acetate	-	47.267	-	64.755
54033910	Artificial filament yarn, not put up for retail sale, including artificial monofilament of < 67decitex; single; textured yarn; other than of viscose rayon; other than of cellulose acetate	-	181	-	11.910
54034110	Artificial filament yarn, not put up for retail sale, including artificial monofilament of < 67decitex; multiple (folded) or cabled; textured yarn; of viscose rayon	658	2.517	2.965	8.940
54034190	Artificial filament yarn, not put up for retail sale, including artificial monofilament of < 67decitex; multiple (folded) or cabled; other than textured yarn; of viscose rayon	3.049	23.464	11.025	68.325
54034900	Artificial filament yarn, not put up for retail sale, including artificial monofilament of < 67decitex; multiple (folded) or cabled; other than of cellulose acetate	29	219	10	1.134
54041100	Synthetic monofilament of 67 decitex or more and of which no cross-sectional dimension exceeds 1 mm; elastomeric	-	4	-	35
54041200	Synthetic monofilament of 67 decitex or more and of which no cross-sectional dimension exceeds 1 mm; other than elastomeric; of polypropylene	-	345	-	10.000
54041900	Synthetic monofilament of 67 decitex or more and of which no cross-sectional dimension exceeds 1 mm; other than elastomeric; other than of polypropylene	42.241	288.451	83.593	577.006
54049000	Strip and the like (for example, artificial straw) of synthetic textile materials of an apparent width not exceeding 5 mm	108.071	267.577	414.180	1.163.846
54071091	Woven fabrics obtained from high tenacity yarn of nylon or other polyamides or of polyesters; other than tyre fabrics, conveyor duck; unbleached	2.462	39.668	36.494	443.807
54071099	Woven fabrics obtained from high tenacity yarn of nylon or other polyamides or of polyesters; other than tyre fabrics, conveyor duck; bleached	999.562	4.587.781	8.605.346	40.302.885
54072000	Woven fabrics obtained from strip or the like	558.549	2.495.936	817.232	3.546.992
54073000	Woven fabrics of synthetic filament yarn; specified in Note 9 to Section XI	-	281	-	120
54074110	Woven nylon mesh fabrics of untwisted filament yarn suitable for use as reinforcing material for tarpaulins; containing ≥ 85 % by weight of filaments of nylon/other polyamides; unbleached or bleached	453	10.108	1.869	50.589
54074190	Other than woven nylon mesh fabrics of untwisted filament yarn suitable for use as reinforcing material for tarpaulins; contain≥85% by weight of filaments of nylon/other polyamides;unbleached/bleached	961	5.597	5.324	56.009
54074200	Woven fabrics of synthetic filament yarn; containing 85 % or more by weight of filaments of nylon or other polyamides; dyed	1.192	13.113	15.412	137.046

Tabel 3 : Ekspor Indonesia menurut Komoditi (Kode HS 8 digit)

Mei 2023

Kode H S	Uraian golongan barang	Berat bersih (Kg)		Nilai F.O.B. (U S \$)	
		Bulan ini	Kumulatif	Bulan ini	Kumulatif
		(1)	(2)	(3)	(4)
54074300	Woven fabrics of synthetic filament yarn; containing 85 % or more by weight of filaments of nylon or other polyamides; of yarns of different colours	2	266	11	621
54074400	Woven fabrics of synthetic filament yarn; containing 85 % or more by weight of filaments of nylon or other polyamides; printed	7	7.348	14	32.990
54075100	Woven fabrics of synthetic filament yarn; containing 85 % or more by weight of textured polyester filaments; unbleached or bleached	17.603	87.987	92.149	498.688
54075200	Woven fabrics of synthetic filament yarn; containing 85 % or more by weight of textured polyester filaments; dyed	738.343	3.251.852	6.291.842	26.986.386
54075300	Woven fabrics of synthetic filament yarn; containing 85 % or more by weight of textured polyester filaments; of yarns of different colours	22.648	75.626	180.809	405.230
54075400	Woven fabrics of synthetic filament yarn; containing 85 % or more by weight of textured polyester filaments; printed	136.730	610.296	1.065.076	5.485.501
54076110	Woven fabrics of synthetic filament yarn; containing 85 % or more by weight of non-textured polyester filaments; unbleached or bleached	254.078	1.177.884	2.306.607	10.587.876
54076190	Woven fabrics of synthetic filament yarn; containing 85 % or more by weight of non-textured polyester filaments; other than unbleached or bleached	688.494	3.437.304	6.625.651	32.315.175
54076910	Woven fabrics of synthetic filament yarn; other than containing 85 % or more by weight of textured polyester filaments; unbleached or bleached	53.337	234.076	314.554	1.142.655
54076990	Woven fabrics of synthetic filament yarn; other than containing 85 % or more by weight of textured polyester filaments; other than unbleached or bleached	139.472	297.953	1.292.213	2.429.485
54077100	Woven fabrics of synthetic filament yarn; containing 85 % or more by weight of synthetic filaments; unbleached or bleached	88.663	1.204.868	214.544	2.150.263
54077200	Woven fabrics of synthetic filament yarn; containing 85 % or more by weight of synthetic filaments; dyed	76.665	388.602	668.636	3.452.325
54077300	Woven fabrics of synthetic filament yarn; containing 85 % or more by weight of synthetic filaments; of yarns of different colours	625.850	2.679.488	4.375.237	18.241.571
54077400	Woven fabrics of synthetic filament yarn; containing 85 % or more by weight of synthetic filaments; printed	63.590	524.212	202.215	3.162.558
54078100	Woven fabrics of synthetic filament yarn; containing less than 85 % by weight of synthetic filaments, mixed mainly or solely with cotton; unbleached or bleached	8.397	28.143	83.590	187.696
54078200	Woven fabrics of synthetic filament yarn; containing less than 85 % by weight of synthetic filaments, mixed mainly or solely with cotton; dyed	23	197	345	3.106
54078300	Woven fabrics of synthetic filament yarn; containing less than 85 % by weight of synthetic filaments, mixed mainly or solely with cotton; of yarns of different colours	1.599	8.542	9.517	50.000
54079100	Woven fabrics of synthetic filament yarn; unbleached or bleached; other than those of subheading 540711 - 540784	487.667	1.857.256	1.923.431	7.406.477
54079200	Woven fabrics of synthetic filament yarn; dyed; other than those of subheading 540711 - 540784	21	42.478	159	287.819
54079300	Woven fabrics of synthetic filament yarn; of yarns of different colours; other than those of subheading 540711 - 540784	21.531	81.042	85.638	398.874
54079400	Woven fabrics of synthetic filament yarn; printed; other than those of subheading 540711 - 540784	579	21.868	10.010	151.132
54081010	Woven fabrics of artificial filament yarn; obtained from high tenacity yarn of viscose rayon; unbleached	-	3.483	-	3.261
54081090	Woven fabrics of artificial filament yarn; obtained from high tenacity yarn of viscose rayon; other than unbleached	133.074	666.887	1.187.825	5.836.441

Tabel 3 : Ekspor Indonesia menurut Komoditi (Kode HS 8 digit)

Mei 2023

Kode H S	Uraian golongan barang	Berat bersih (Kg)		Nilai F.O.B. (U S \$)	
		Bulan ini	Kumulatif	Bulan ini	Kumulatif
(1)	(2)	(3)	(4)	(5)	(6)
54082100	Woven fabrics of artificial filament yarn; containing 85 % or more by weight of artificial filament or strip or the like; unbleached or bleached	-	12.497	-	68.309
54082200	Woven fabrics of artificial filament yarn; containing 85 % or more by weight of artificial filament or strip or the like; dyed	-	706	-	5.258
54082300	Woven fabrics of artificial filament yarn; containing 85 % or more by weight of artificial filament or strip or the like; of yarns of different colours	4	170	11	1.401
54082400	Woven fabrics of artificial filament yarn; containing 85 % or more by weight of artificial filament or strip or the like; printed	1.754	9.124	4.127	120.461
54083100	Woven fabrics of artificial filament yarn, including woven fabrics obtained from materials of heading 5405; unbleached or bleached; other than those of subheading 540810-540824	-	7.650	-	46.463
54083200	Woven fabrics of artificial filament yarn, including woven fabrics obtained from materials of heading 5405; dyed; other than those of subheading 540810-540824	-	2	-	186
54083400	Woven fabrics of artificial filament yarn, including woven fabrics obtained from materials of heading 5405; printed; other than those of subheading 540810-540824	-	70	-	221
55011900	Synthetic filament tow; of nylon or other polyamides; other than of aramids	-	53	-	2.016
55012000	Synthetic filament tow; of polyesters	35.455	60.650	82.523	266.347
55013000	Synthetic filament tow; of acrylic or modacrylic	43.228	43.316	224.826	228.728
55019000	Synthetic filament tow; other than of nylon or other polyamides, polyesters, acrylic or modacrylic, polypropylene	427	3.508	13.937	86.078
55021000	Artificial filament tow; of cellulose acetate	16.386	39.348	83.389	280.443
55031100	Synthetic staple fibres, not carded, combed or otherwise processed for spinning; of nylon or other polyamides; of aramids	-	6.592	-	59.328
55031900	Synthetic staple fibres, not carded, combed or otherwise processed for spinning; of nylon or other polyamides; other than of aramids	-	59	-	142
55032010	Synthetic staple fibres, not carded, combed or otherwise processed for spinning; of polyesters; of a colour other than white	524.438	2.981.010	512.305	2.764.856
55032090	Synthetic staple fibres, not carded, combed or otherwise processed for spinning; of polyesters; of a colour white	22.811.787	94.279.502	23.347.751	95.321.546
55033000	Synthetic staple fibres, not carded, combed or otherwise processed for spinning; acrylic or modacrylic	-	9.027	-	22.930
55039090	Synthetic staple fibres, not carded, combed/ otherwise processed for spinning; oth than of nylon or other polyamides, of polyester, acrylic or modacrylic, of polypropylene; oth than of polyvinyl alcohol	254.030	2.186.737	416.868	2.596.305
55041000	Artificial staple fibres, not carded, combed or otherwise processed for spinning; of viscose rayon	39.924.163	160.254.579	68.511.666	269.751.695
55049000	Artificial staple fibres, not carded, combed or otherwise processed for spinning; other than of viscose rayon	500	24.388	48.981	108.490
55051000	Waste (including noils, yarn waste and garnetted stock) of man-made fibres; of synthetic fibres	316.516	934.649	305.578	886.744
55052000	Waste (including noils, yarn waste and garnetted stock) of man-made fibres; of artificial fibres	53.000	159.000	58.300	156.695
55061000	Synthetic staple fibres, carded, combed or otherwise processed for spinning; of nylon or other polyamides	0	21	115	515
55062000	Synthetic staple fibres, carded, combed or otherwise processed for spinning; of polyesters	7	1.617	10	8.402
55063000	Synthetic staple fibres, carded, combed or otherwise processed for spinning; acrylic or modacrylic	53	2.442	2.636	71.691
55064000	Synthetic staple fibres, carded, combed or otherwise processed for spinning; of polypropylene	-	400	-	100

Tabel 3 : Ekspor Indonesia menurut Komoditi (Kode HS 8 digit)

Mei 2023

Kode H S	Uraian golongan barang	Berat bersih (Kg)		Nilai F.O.B. (U S \$)	
		Bulan ini	Kumulatif	Bulan ini	Kumulatif
(1)	(2)	(3)	(4)	(5)	(6)
55070000	Artificial staple fibres, carded, combed or otherwise processed for spinning	0	0	45	45
55081010	Sewing thread of synthetic staple fibres; put up for retail sale	89.419	343.436	261.336	987.599
55081090	Sewing thread of synthetic staple fibres; not put up for retail sale	19.695	164.812	96.101	786.001
55082090	Sewing thread of artificial staple fibres; not put up for retail sale	13	26	13	25
55091100	Single yarn; containing 85 % or more by weight of staple fibres of nylon or other polyamides; not put up for retail sale	13	13	12	13
55091200	Multiple (folded) or cabled yarn; containing 85 % or more by weight of staple fibres of nylon or other polyamides; not put up for retail sale	2.110	87.856	11.631	218.012
55092100	Single yarn; containing 85 % or more by weight of polyester staple fibres; not put up for retail sale	8.342.314	39.290.508	14.112.813	65.442.017
55092200	Multiple (folded) or cabled yarn; containing 85 % or more by weight of polyester staple fibres; not put up for retail sale	1.915.330	8.667.612	4.328.980	20.490.429
55093100	Single yarn; 85 % or more by weight of acrylic or modacrylic staple fibres; not put up for retail sale	286.716	1.204.165	1.127.123	4.752.751
55093200	Multiple (folded) or cabled yarn; containing 85 % or more by weight of acrylic or modacrylic staple fibres; not put up for retail sale	1.513.187	8.644.471	5.045.164	27.977.735
55094100	Single yarn; 85 % or more by weight of acrylic or modacrylic staple fibres; not put up for retail sale	43.839	342.510	484.127	3.408.178
55094200	Multiple (folded) or cabled yarn; containing 85 % or more by weight of acrylic or modacrylic staple fibres; not put up for retail sale	1.503	32.505	6.077	177.625
55095100	Yarn of polyester staple fibres; mixed mainly or solely with artificial staple fibres; not put up for retail sale	2.995.285	15.345.541	6.332.896	32.755.017
55095290	Other than single yarn; of polyester staple fibres; mixed mainly or solely with wool or fine animal hair; not put up for retail sale	1	1	1	6
55095300	Yarn of polyester staple fibres; mixed mainly or solely with cotton; not put up for retail sale	2.617.180	10.788.126	6.023.196	25.939.011
55095900	Yarn of polyester staple fibres; other than mixed mainly or solely with artificial staple fibres, wool or fine animal hair, cotton; not put up for retail sale	27	41.731	95	135.604
55096100	Yarn of acrylic or modacrylic staple fibres; mixed mainly or solely with wool or fine animal hair; not put up for retail sale	68.589	316.692	486.536	2.917.245
55096200	Yarn of acrylic or modacrylic staple fibres; mixed mainly or solely with cotton; not put up for retail sale	110.572	374.692	455.907	1.601.150
55096900	Yarn of acrylic or modacrylic staple fibres; other than mixed mainly or solely with wool or fine animal hair, cotton; not put up for retail sale	271.416	983.629	1.568.056	5.452.761
55099200	Yarn of synthetic staple fibres; mixed mainly or solely with cotton; other than those of subheading 550911 - 550969	24.132	55.407	52.966	154.421
55101100	Single yarn containing 85 % or more by weight of artificial staple fibres, not put up for retail sale	9.301.088	41.402.297	22.739.574	97.179.573
55101200	Multiple (folded) or cabled yarn containing 85 % or more by weight of artificial staple fibres, not put up for retail sale	1.059.346	3.613.389	3.035.284	10.257.065
55103000	Yarn (other than sewing thread) of artificial staple fibres, mixed mainly or solely with cotton, not put up for retail sale	4.394	287.736	32.769	906.533
55109000	Yarn of artificial staple fibres, containing less than 85 % by weight of artificial staple fibres, oth than mixed mainly or solely with wool or fine animal hair, cotton; not put up for retail sale	158.538	628.461	365.980	1.521.095

Tabel 3 : Ekspor Indonesia menurut Komoditi (Kode HS 8 digit)

		Mei 2023			
Kode H S	Uraian golongan barang	Berat bersih (Kg)		Nilai F.O.B. (U S \$)	
		Bulan ini	Kumulatif	Bulan ini	Kumulatif
(1)	(2)	(3)	(4)	(5)	(6)
55111010	Yarn (other than sewing thread) of man-made, put up for retail sale of synthetic staple fibres, containing 85 % or more by weight of such fibres;knitting yarn,crochet thread and embroidery thread	0	9	2	79
55111090	Yarn (oth than sewing thread) of man-made,put up for retail sale of synthetic staple fibres,containing 85 % or more by weight of such fibres;oth than knitting yarn,crochet thread and embroidery thread	-	7	-	3
55113000	Yarn (other than sewing thread) of man-made, put up for retail sale, of artificial staple fibres	456	1.576	7.317	29.075
55121100	Woven fabrics of synthetic staple fibres, containing 85 % or more by weight of polyester staple fibres; unbleached or bleached	173.657	936.134	629.749	3.337.036
55121900	Woven fabrics of synthetic staple fibres, containing 85 % or more by weight of polyester staple fibres; other than unbleached or bleached	107.629	197.721	915.938	1.683.789
55122100	Woven fabrics of synthetic staple fibres, containing 85 % or more by weight of aryclic or modacrylic staple fibres; unbleached or bleached	38	38	1.135	1.135
55122900	Woven fabrics of synthetic staple fibres, containing 85 % or more by weight of aryclic or modacrylic staple fibres; other than unbleached or bleached	1.919	6.150	21.050	121.815
55129100	Woven fabrics of synthetic staple fibres, containing 85 % or more by weight other than of polyester, aryclic or modacrylic staple fibres; unbleached or bleached	-	2	-	56
55129900	Woven fabrics of synthetic staple fibres, containing 85 % or more by weight other than of polyester, aryclic or modacrylic staple fibres; other unbleached or bleached	102	1.538	1.438	70.736
55131100	Woven fabrics of polyester staple fibres,plain weave, containing less than 85 % by weight of such fibres, mixed mainly or solely with cotton, of a weight not exceeding 170 g/m2; unbleached or bleached	469.941	2.578.663	2.681.830	14.735.621
55131200	Woven fabrics, 3-thread/4-thread twill, incl cross twill of polyester staples fibres, cont < 85% by weight of such fibres, mixed mainly/solely with cotton, of a weight ≤ 170 g/m2, unbleached/bleached	108.930	489.575	675.510	3.011.880
55131300	Woven fabrics of polyester staple fibres, containing less than 85 % by weight of such fibres, mixed mainly or solely with cotton, of a weight not exceeding 170 g/m2, unbleached or bleached	19.861	219.277	146.187	1.831.645
55131900	Woven fabrics of synthetic staple fibres, cont < 85 % by weight of such fibres, mixed mainly/solely with cotton, of a weight ≤ 170 g/m2; oth than HS 55131100 - 55131300; unbleached or bleached	43	1.046	97	1.416
55132100	Woven fabrics of polyester staple fibres,plain weave, containing less than 85 % by weight of such fibres, mixed mainly or solely with cotton, of a weight not exceeding 170 g/m2, dyed	102.248	407.364	838.440	3.373.899
55132300	Woven fabrics of polyester staple fibres, containing less than 85 % by weight of such fibres, mixed mainly or solely with cotton, of a weight not exceeding 170 g/m2, dyed	4.148	28.521	55.251	234.602
55132900	Woven fabrics of synthetic staple fibres, containing < 85 % by weight of such fibres, mixed mainly or solely with cotton, of a weight ≤ 170 g/m2; other than HS 55131100 - 55131300; dyed	14	24	410	433
55133100	Woven fabrics of polyester staple fibres,plain weave, cont less than 85 % by weight of such fibres, mixed mainly or solely with cotton, of a weight not exceeding 170 g/m2; of yarn of different colours	1.104	27.059	473	26.316

Tabel 3 : Ekspor Indonesia menurut Komoditi (Kode HS 8 digit)

Mei 2023

Kode H S	Uraian golongan barang	Berat bersih (Kg)		Nilai F.O.B. (U S \$)	
		Bulan ini	Kumulatif	Bulan ini	Kumulatif
(1)	(2)	(3)	(4)	(5)	(6)
55133900	Woven fabrics; oth than of polyester staple fibres,plain weave, cont 85% by weight of such fibres, mixed mainly or solely with cotton, of a weight not exceeding 170 g/m2; of yarn of different colours	150	2.551	235	29.252
55134100	Woven fabrics of polyester staple fibres,plain weave, cont less than 85 % by weight of such fibres, mixed mainly or solely with cotton, of a weight not exceeding 170 g/m2; printed	413	573	4.057	5.863
55134900	Woven fabrics; other than of polyester staple fibres,plain weave; cont less than 85 % by weight of such fibres, mixed mainly or solely with cotton, of a weight not exceeding 170 g/m2; printed	1.357	6.715	28.103	127.448
55141100	Woven fabrics of polyester staple fibres,plain weave, containing less than 85 % by weight of such fibres, mixed mainly or solely with cotton, of a weight exceeding 170 g/m2; unbleached or bleached	39.233	341.821	182.027	1.206.316
55141200	Woven fabrics, 3-thread/4-thread twill, incl cross twill of polyester staples fibres, cont < 85% by weight of such fibres, mixed mainly/solely with cotton, of a weight > 170g/m2; unbleached/bleached	168.982	933.049	870.543	4.944.002
55141900	Woven fabrics of synthetic staple fibres, cont < 85 % by weight of such fibres, mixed mainly/solely with cotton, of a weight > 170 g/m2; oth than HS 55141100 - 55141200; unbleached or bleached	1.017	28.687	10.181	173.627
55142100	Woven fabrics of polyester staple fibres,plain weave, containing less than 85 % by weight of such fibres, mixed mainly or solely with cotton, of a weight exceeding 170 g/m2; dyed	1.657	26.525	14.981	181.210
55142200	Woven fabrics,of 3/4 thread twill, incl cross twill of polyester staples fibres ,containing less than 85% by weight of such fibres, mixed mainly/solely with cotton, of a weight > 170g/m2; dyed	102.029	302.166	887.675	2.557.607
55142300	Woven fabrics of polyester staple fibres, containing less than 85 % by weight of such fibres, mixed mainly or solely with cotton, of a weight exceeding 170 g/m2; dyed	-	10	-	265
55142900	Woven fabrics of synthetic staple fibres, cont < 85 % by weight of such fibres, mixed mainly/solely with cotton, of a weight > 170 g/m2; oth than HS 55142100 - 55142300; dyed	14	14	5.875	5.875
55143000	Woven fabrics of synthetic staple fibres, containing less than 85 % by weight of such fibres, mixed mainly or solely with cotton, of a weight exceeding 170 g/m2; of yarn of different colours	-	1.284	-	21.757
55144900	Woven fabrics of synthetic staple fibres, cont < 85 % by weight of such fibres, mixed mainly/solely with cotton, of a weight > 170 g/m2; printed; n.e.c. in heading 5514	513	1.259	2.003	2.753
55151100	Woven fabrics other than those of heading 5512 - 5514, of polyester staple fibres, mixed mainly or solely with viscose rayon staples fibres	335.271	1.713.675	2.105.025	10.768.427
55151200	Woven fabrics other than those of heading 5512 - 5514, of polyester staple fibres, mixed mainly or solely with man-made filaments	1.476.800	5.966.591	7.745.105	33.836.132
55151300	Woven fabrics other than those of heading 5512 - 5514, of polyester staple fibres, mixed mainly or solely with wool or fine animal hair	88	1.062	2.254	28.519
55151900	Woven fabrics other than of heading 5512 - 5514, of polyester staple fibres; oth than mixed mainly/ solely with viscose rayon staples fibres or with man-made filaments or with wool or fine animal hair	103	11.400	807	112.201

Tabel 3 : Ekspor Indonesia menurut Komoditi (Kode HS 8 digit)

Mei 2023

Kode H S	Uraian golongan barang	Berat bersih (Kg)		Nilai F.O.B. (U S \$)	
		Bulan ini	Kumulatif	Bulan ini	Kumulatif
(1)	(2)	(3)	(4)	(5)	(6)
55152900	Woven fabrics other than those of heading 5512 - 5514, of acrylic or modacrylic staple fibres; other than mixed mainly or solely with man-made filaments or with wool or fine animal hair	4	4	10	10
55159100	Woven fabrics other than those of heading 5512 - 5514, of synthetic staple fibres; oth than of polyester staples/of arcyclic or modacrylic staple fibre; mixed mainly or solely with man-made filaments	-	622	-	3.603
55159910	Woven fabrics other than those of heading 5512 - 5514, of synthetic staple fibres; oth than of polyester staples/of arcyclic or modacrylic staple fibre; mixed mainly/solely with wool/fine animal hair	2	2	7	7
55159990	Woven fabrics other than those of heading 5512 - 5514, of synthetic staple fibres; oth than of polyester staples/of arcyclic or modacrylic; oth than mixed mainly/solely with wool or fine animal hair	277	390	590	1.505
55161100	Woven fabrics of artificial staple fibres; containing 85 % or more by weight of artificial staple fibres; unbleached or bleached	337.412	1.410.742	1.485.385	6.866.737
55161200	Woven fabrics of artificial staple fibres; containing 85 % or more by weight of artificial staple fibres; dyed	11.992	89.736	66.351	516.217
55161300	Woven fabrics of artificial staple fibres; containing 85 % or more by weight of artificial staple fibres; of yarn of different colours	300	6.889	3.387	72.419
55161400	Woven fabrics of artificial staple fibres; containing 85 % or more by weight of artificial staple fibres; printed	1.929	14.218	27.259	237.631
55162100	Woven fabrics of artificial staple fibres; containing less than 85 % by weight of artificial staple fibres, mixed mainly or solely with man-made filaments; unbleached or bleached	43.424	197.582	220.943	1.003.781
55162200	Woven fabrics of artificial staple fibres; containing less than 85 % by weight of artificial staple fibres, mixed mainly or solely with man-made filaments; dyed	451	13.902	563	52.107
55162300	Woven fabrics of artificial staple fibres; containing less than 85 % by weight of artificial staple fibres, mixed mainly or solely with man-made filaments;; of yarn of different colours	6.172	26.530	53.398	204.124
55162400	Woven fabrics of artificial staple fibres; containing less than 85 % by weight of artificial staple fibres, mixed mainly or solely with man-made filaments; printed	21	21	73	73
55163300	Woven fabrics of artificial staple fibres; containing less than 85 % by weight of artificial staple fibres, mixed mainly or solely with wool or fine animal hair; of yarn of different colours	-	17	-	234
55164100	Woven fabrics of artificial staple fibres; containing less than 85 % by weight of artificial staple fibres, mixed mainly or solely with cotton; unbleached or bleached	2.851	13.198	48.862	218.475
55164200	Woven fabrics of artificial staple fibres; containing less than 85 % by weight of artificial staple fibres, mixed mainly or solely with cotton; dyed	-	73	-	202
55164300	Woven fabrics of artificial staple fibres; containing less than 85 % by weight of artificial staple fibres, mixed mainly or solely with cotton; of yarn of different colours	-	630	-	5.643
55164400	Woven fabrics of artificial staple fibres; containing less than 85 % by weight of artificial staple fibres, mixed mainly or solely with cotton; printed	-	45	-	131
55169100	Woven fabrics of artificial staple fibres; unbleached or bleached; other than those of subheading 551661 - 551664	11.388	85.809	55.666	437.934
55169200	Woven fabrics of artificial staple fibres; dyed; other than those of subheading 551661 - 551664	1.832	6.924	18.894	78.628

Tabel 3 : Ekspor Indonesia menurut Komoditi (Kode HS 8 digit)

Mei 2023

Kode H S	Uraian golongan barang	Berat bersih (Kg)		Nilai F.O.B. (U S \$)	
		Bulan ini	Kumulatif	Bulan ini	Kumulatif
(1)	(2)	(3)	(4)	(5)	(6)
55169300	Woven fabrics of artificial staple fibres; of yarn of different colours; other than those of subheading 551661 - 551664	20	1.052	34	13.400
56012100	Wadding of textile materials and articles thereof, of cotton	20.954	66.255	67.700	214.895
56012210	Wadding of textile materials and articles thereof, of man-made fibres; cigarette tow	108.787	489.323	1.380.113	6.041.143
56012290	Wadding of textile materials and articles thereof; of man-made fibres; other than cigarette tow	192.270	599.643	2.427.951	8.326.267
56012900	Wadding of textile materials and articles thereof; other than of man-made fibres	248	1.233	3.534	14.457
56013010	Textile flock and dust and mill neps; polyamide fibre flock	230.875	661.424	406.694	1.236.946
56021000	Needleloom felt and stitch-bonded fibre fabrics	47.173	273.849	186.276	1.024.295
56022100	Felt of wool or fine animal hair; not impregnated, coated, covered or laminated	-	113	-	916
56022900	Felt of other textile material; not impregnated, coated, covered or laminated	5	36	1	119
56029000	Felt, impregnated, coated, covered or laminated; other than needleloom felt and stitch-bonded fibre fabrics	59.932	203.120	129.198	461.251
56031100	Nonwovens, whether or not impregnated, coated, covered or laminated; of man-made filaments; weighing not more than 25g/m2	329.054	1.572.959	790.442	3.754.832
56031200	Nonwovens, whether or not impregnated, coated, covered or laminated; of man-made filaments; weighing more than 25g/m2 but not more than 70 g/m2	744.291	3.301.373	2.361.783	10.504.429
56031300	Nonwovens, whether or not impregnated, coated, covered or laminated; of man-made filaments; weighing more than 70g/m2 but not more than 150 g/m2	254.838	1.014.401	581.610	2.266.093
56031400	Nonwovens, whether or not impregnated, coated, covered or laminated; of man-made filaments; weighing more than 150 g/m2	93.610	172.924	273.606	697.169
56039100	Nonwovens, whether or not impregnated, coated, covered or laminated; other than of man-made filaments; weighing not more than 25g/m2	17.971	77.737	52.723	281.962
56039200	Nonwovens, whether or not impregnated, coated, covered or laminated; other than of man-made filaments; weighing more than 25g/m2 but not more than 70 g/m2	907.645	4.103.416	2.450.280	11.057.800
56039300	Nonwovens, whether or not impregnated, coated, covered or laminated; other than of man-made filaments; weighing more than 70g/m2 but not more than 150 g/m2	0	6.665	1	22.408
56039400	Nonwovens, whether or not impregnated, coated, covered or laminated; other than of man-made filaments; weighing more than 150 g/m2	130.264	700.964	625.165	2.576.592
56041000	Rubber thread and cord, textile covered	625	7.069	6.437	45.529
56049010	Textile yarn, and strip and the like of heading 5404 or 5405, impregnated, coated, covered or sheathed with rubber or plastics; imitation catgut, of silk yarn	-	1	-	30
56049020	Textile yarn, and strip and the like of heading 5404 or 5405, impregnated, coated, covered or sheathed with rubber or plastics; rubber impregnated textile thread yarn	109	109	6.035	6.035
56049030	Textile yarn, and strip and the like of heading 5404 or 5405, impregnated, coated, covered/sheathed with rubber/plastics; high tenacity yarn of polyesters, of nylon/oth polyamides/of viscose rayon	3.151	10.776	166.095	527.075
56049090	Textile yarn, and strip and the like of heading 5404 or 5405, impregnated, coated, covered or sheathed with rubber or plastics; other than those of HS 56049010 - 56049030	397	2.069	3.521	31.844
56050000	Metallised yarn, whether or not gimped, being textile yarn, or strip or the like of heading 5404 or 5405, combined with metal in the form of thread, strip or powder or covered with metal	440	3.910	36.081	155.169

Tabel 3 : Ekspor Indonesia menurut Komoditi (Kode HS 8 digit)

Mei 2023

Kode H S	Uraian golongan barang	Berat bersih (Kg)		Nilai F.O.B. (U S \$)	
		Bulan ini	Kumulatif	Bulan ini	Kumulatif
(1)	(2)	(3)	(4)	(5)	(6)
56060000	Gimped yarn, and strip and the like of heading 5404 or 5405, gimped (other than those of heading 5605 and gimped horsehair yarn); chenille yarn (including flock chenille yarn); loop wale-yarn	-	29.808	-	154.098
56072100	Binder or baler twine whether or not plaited or braided and whether or not impregnated, coated, covered or sheathed with rubber or plastics; of sisal or other textile fibres of the genus Agave	-	1	-	593
56072900	Twine, whether/not plaited/braided and whether/not impregnated, coated, covered/sheathed with rubber/plastics; oth than binder or baler twine; of sisal or other textile fibres of the genus Agave	60	108.083	295	252.147
56074100	Binder or baler twine whether or not plaited or braided and whether or not impregnated, coated, covered or sheathed with rubber or plastics; of polyethylene or polypropylene	2	630	86	9.985
56074900	Twine, whether/not plaited/braided and whether/not impregnated, coated, covered/sheathed with rubber/plastics; oth than binder or baler twine; of polyethylene or polypropylene	64.495	370.962	243.634	1.381.163
56075010	Oth synthetic fibres;V-belt cord of man-made fibres treated w/resorcinol formaldehyde;polyamide&polytetrafluoro-ethylene yarns measuring >10,000 decitex, used for sealing pumps,valves&similar articles	12.091	61.175	136.250	687.572
56075090	Other synthetic fibres; other than HS 56075010	62.782	207.318	278.145	899.372
56079010	Cordage, ropes and cables, whether or not plaited or braided and whether or not impregnated, coated, covered or sheathed with rubber or plastics; of artificial fibres	162	163	2.340	2.489
56079021	Cordage, ropes and cables, whether or not plaited or braided and whether or not impregnated, coated, covered or sheathed with rubber or plastics; of abaca (Manila hemp or Musa textilis Nee)	-	842	-	25.064
56079022	Cordage, ropes and cables, whether or not plaited or braided and whether or not impregnated, coated, covered or sheathed with rubber or plastics; of other hard (leaf) fibres	-	1.839	-	4.385
56079090	Cordage,ropes&cables,whether/not plaited/braided/impregnated,coated,covered/sheathed with rubber/plastics;oth than of abaca (Manila hemp/Musa textile Nee)/jute/oth textile bast fibres of heading 5303	10.758	23.378	12.733	218.978
56081100	Knotted netting of twine, cordage or rope; made up fishing nets; of man-made textile materials	218.074	1.029.560	1.613.472	7.737.863
56081920	Knotted netting of twine, cordage or rope; net bags; of man-made textile materials	8	25.865	9	57.460
56081990	Knotted netting of twine, cordage or rope; other than net bags; of man-made textile materials	8.576	41.916	26.871	173.795
56089010	Knotted netting of twine, cordage or rope; net bags; other than of man-made textile materials	5.692	5.819	2.028	2.923
56089090	Knotted netting of twine, cordage or rope; other than net bags; other than of man-made textile materials	690	899	2.066	3.888
56090000	Articles of yarn, strip or the like of heading 5404 or 5405, twine, cordage, rope or cables, not elsewhere specified or included	49.689	112.140	202.467	589.227
57011010	Prayer rugs, knotted, whether or not made up; of wool or fine animal hair,	2.290	2.496	785	1.361
57011090	Carpets and other textile floor coverings, knotted, whether or not made up; other than prayer rugs of wool or fine animal hair	679	11.733	5.400	70.614
57019011	Prayer rugs, knotted, whether or not made up; of cotton	37	305	61	1.278
57019019	Carpets and other textile floor covering, knotted, whether or not made up; of cotton; other than prayer rugs	955	1.771	3.564	5.695

Tabel 3 : Ekspor Indonesia menurut Komoditi (Kode HS 8 digit)

Mei 2023

Kode H S	Uraian golongan barang	Berat bersih (Kg)		Nilai F.O.B. (U S \$)	
		Bulan ini	Kumulatif	Bulan ini	Kumulatif
		(1)	(2)	(3)	(4)
57019099	Carpets and other textile floor covering, knotted, whether or not made up; other than of wool or fine animal hair or of cotton or of jute fibres; other than prayer rugs	395	1.325	10.806	31.853
57021000	"Kelem", "Schumacks", "Karamanie" and similar hand-woven rugs	-	14.592	-	13.666
57022000	Floor coverings of coconut fibres (coir)	8	261	30	845
57023100	Carpets and other textile floor coverings, woven, not tufted or flopped; of pile construction, not made up; of wool or fine animal hair	-	26	-	160
57023200	Carpets and other textile floor coverings, woven, not tufted or flopped; of pile construction, not made up; of man-made textile materials	84	8.357	933	7.064
57023910	Carpets and other textile floor coverings, woven, not tufted or flopped; of pile construction, not made up; other textile materials; of cotton	25	40	41	68
57023990	Carpets and other textile floor coverings, woven, not tufted or flopped; of pile construction, not made up; other textile materials; other than of cotton or of jute fibres	3.639	16.960	7.652	46.383
57024210	Prayer rugs; of pile construction, made up; of man - made textile materials	17.837	44.590	65.844	134.129
57024290	Carpets and other textile floor coverings, woven, not tufted or flopped; of pile construction, made up; of man - made textile materials; other than prayer rugs	346.621	1.573.383	912.347	4.158.587
57024920	Carpets and other textile floor coverings, woven, not tufted or flopped; of pile construction, made up; other textile materials; of jute fibres	-	4.580	-	44.126
57024999	Carpets and other textile floor coverings, woven, not tufted or flopped, of pile construction, made up; other textile materials; other than prayer rugs	1.160	2.035	51.390	51.484
57025090	Carpets and other textile floor coverings, woven, not tufted or flopped; not of pile construction, not made up; other than of cotton or of jute fibres	88	289	1.438	5.398
57029210	Prayer rugs; of man - made textile materials; not of pile construction, made up	-	12.665	-	55.697
57029290	Carpets and other textile floor coverings, woven, not tufted or flopped; of not pile construction, made up; of man - made textile materials; other than prayer rugs	135	879	1.065	2.346
57029999	Carpets and other textile floor coverings, woven, not tufted or flopped; of not pile construction, made up; of other textile materials; other than prayer rugs; other than cotton or of jute fibres	90	709	1.255	10.182
57031010	Floor mats of a kind used for motor vehicles of headings 8702, 8703 or 8704; of wool or fine animal hair	-	230	-	379
57031020	Prayer rugs; of wool or fine animal hair	-	185	-	468
57031030	Flooring carpets of a kind used for motor vehicles of headings 8702, 8703 or 8704; of wool or fine animal hair	8	321.856	130	661.148
57031090	Carpets and other textile floor coverings, tufted, whether or not made up; of wool or fine animal hair; n.e.c. of subheading 570310	171	2.342	2.522	12.108
57032990	Carpets and other textile floor coverings, tufted, whether or not made up; of nylon or other polyamides; other than prayer rugs	66.851	280.632	266.885	1.392.006
57033100	Turf of other man-made textile materials	36	3.954	389	17.621
57033910	Prayer rugs of other man-made textile materials	-	3.793	-	38.130
57033990	Carpets and other textile floor coverings, tufted, whether or not made up; of other man-made textile materials; other than prayer rugs	247.014	1.301.788	783.184	3.769.422
57039011	Prayer rugs; of cotton; other textile materials	-	60	-	198
57039019	Carpets and other textile floor coverings, tufted, whether or not made up; of cotton other textile materials; other than prayer rugs	45	46	171	201

Tabel 3 : Ekspor Indonesia menurut Komoditi (Kode HS 8 digit)

Mei 2023

Kode H S	Uraian golongan barang	Berat bersih (Kg)		Nilai F.O.B. (U S \$)	
		Bulan ini	Kumulatif	Bulan ini	Kumulatif
(1)	(2)	(3)	(4)	(5)	(6)
57039029	Carpets and other textile floor coverings, tufted, whether or not made up; of jute fibres; other than those of HS 57031010 - 57031030	6	11	45	85
57039091	Floor mats of a kind used for motor vehicles of headings 8702, 8703 or 8704 of other textile materials; other than of cotton or of jute fibres	940	3.146	12.413	38.289
57039093	Flooring carpets of a kind used for motor vehicles of headings 8702, 8703 or 8704, of other textile materials; other than of cotton or of jute fibres	199	612	1.248	17.035
57039099	Carpets and other textile floor coverings, tufted, whether or not made up, of other textile materials; other than of cotton or of jute fibres; n.e.c. in heading 5703	8.311	64.083	7.702	73.176
57049000	Tiles, having a minimum surface area exceeding 1 m2; of felt, not tufted or flocked, whether or not made up	157.734	674.565	185.181	1.161.057
57050011	Prayer rugs of cotton, whether or not made up; other than those of heading 5701-5704	1.246	10.457	3.129	42.080
57050019	Carpets and other textile floor coverings, whether or not made up; of cotton; other than those of heading 5701-5704; other than prayer rug	2.894	10.034	2.629	15.619
57050021	Nonwoven floor coverings, of a kind used for motor vehicles of heading 8702, 8703 or 8704; other than those of heading 5701-5704; of jute fibres	-	195	-	360
57050029	Carpets and other textile floor coverings, other than those of heading 5701-5704; of jute fibres; other than those of HS 57050021	2.731	19.663	13.854	99.666
57050091	Prayer rugs other than those of heading 5701-5704; other than of cotton or of jute fibres	-	182	-	522
57050092	Nonwoven floor coverings, of a kind used for motor vehicles of heading 8702, 8703 or 8704; other than of cotton or of jute fibres; other than those of heading 5701-5704	99.306	510.110	704.235	3.444.880
57050099	Carpet and other textile floor coverings, whether or not made up, other than those of heading 5701-5704; other than of cotton or of jute fibres; n.e.c in heading 5705	44.850	232.512	215.718	1.159.431
58011090	Woven pile fabrics and chenille fabrics, other than fabrics of heading 5802 or 5806; of wool or fine animal hair; other than coated, covered or laminated	2	173	4	2.993
58012190	Uncut weft pile fabrics, woven, other than fabrics of heading 5802 or 5806; other than coated, covered or laminated; of cotton	-	1	-	0
58012210	Woven pile fabrics, other than fabrics of heading 5802 or 5806; cut corduroy; coated, covered or laminated; of cotton	-	16	-	1
58012290	Woven pile fabrics, other than fabrics of heading 5802 or 5806; cut corduroy; other than coated, covered or laminated; of cotton	14	615	115	15.774
58012710	Warp pile fabrics, other than fabrics of heading 5802 or 5806; coated, covered or laminated; of cotton	-	723	-	491
58013610	Chenille fabrics, other than fabrics of heading 5802 or 5806; of man-made fibres; coated, covered or laminated	-	748	-	3.033
58013690	Chenille fabrics, other than fabrics of heading 5802 or 5806; of man-made fibres; other than coated, covered or laminated	3.173	3.237	17.315	17.411
58013711	Warp pile fabrics; coated, covered or laminated; with cut pile	4.827	18.762	28.434	201.181
58013712	Warp pile fabrics; coated, covered or laminated; with uncut pile	5.135	35.466	69.886	581.408
58019099	Woven pile fabrics and chenille fabrics, other than fabrics of heading 5802 or 5806; other than of silk; other than coated, covered or laminated	178	2.419	552	3.535
58021090	Terry towelling and similar woven terry fabrics, of cotton; bleached	-	485	-	1.981

Tabel 3 : Ekspor Indonesia menurut Komoditi (Kode HS 8 digit)

Mei 2023

Kode H S	Uraian golongan barang	Berat bersih (Kg)		Nilai F.O.B. (U S \$)	
		Bulan ini	Kumulatif	Bulan ini	Kumulatif
(1)	(2)	(3)	(4)	(5)	(6)
58022090	Terry towelling and similar woven terry fabrics, of other textile materials; other than of wool or fine animal hair	-	43	-	630
58023020	Tufted textile fabrics, other than products of heading 5703; woven, of cotton or of man-made fibres	-	1.387	-	2.950
58023090	Tufted textile fabrics, other than heading 5703, other than of impregnated, coated or covered, of woven, of cotton or of man-made fibres or of other materials	17	393	95	5.733
58030010	Gauze, other than narrow fabrics of heading 5806; made of cotton	2.176	13.858	5.160	23.932
58030090	Gauze, other than narrow fabrics of heading 5806; other than of cotton, of man made fibres or of wool or fine animal hair	6	38.553	4	117.462
58041019	Tulles and other net fabrics, other than fabrics of headings 6002 to 6006; of silk; other than impregnated, coated, covered or laminated	-	28	-	347
58041021	Tulles and other net fabrics, other than fabrics of headings 6002 to 6006; of cotton; impregnated, coated, covered or laminated	-	1	-	0
58041029	Tulles and other net fabrics, other than fabrics of headings 6002 to 6006; of cotton; other than impregnated, coated, covered or laminated	-	1	-	100
58041099	Tulles and other net fabrics, other than fabrics of headings 6002 to 6006; other than of silk or of cotton; other than impregnated, coated, covered or laminated	19.338	60.813	146.245	439.235
58042110	Mechanically made lace; of man-made fibres; impregnated, coated, covered or laminated	3	3	52	52
58042190	Mechanically made lace; of man-made fibres; other than impregnated, coated, covered or laminated	23.327	146.379	237.561	1.525.428
58042910	Mechanically made lace; of other textile materials; impregnated, coated, covered or laminated	-	0	-	1
58042990	Mechanically made lace; of other textile materials; other than impregnated, coated, covered or laminated	174	812	800	3.598
58043000	Hand-made lace	-	399	-	6.339
58050010	Hand-woven tapestries of the type Gobelins, Flanders, Aubusson, Beauvais and the like, and needle-worked tapestries (for example, petit point, cross stitch), whether or not made up; of cotton	121	121	1.600	1.600
58050090	Hand-woven tapestries of the type Gobelins, Flanders, Aubusson, Beauvais and the like, and needle-worked tapestries (for example, petit point, cross stitch), whether or not made up; oth than of cotton	-	191	-	3.912
58061090	Woven pile fabrics (including terry towelling and similar terry fabrics) and chenille fabrics other than goods of heading 5807; other than of silik or of cotton	41	254	26	12.006
58062010	Tape of a kind used to wrap the grips or handles of sports equipment; containing by weight 5 % or more of elastomeric yarn or rubber thread	30.930	150.128	1.032.484	5.485.154
58062090	Narrow woven fabrics, oth thn goods of heading 5807; containing by weight 5 % or more of elastomeric yarn or rubber thread; oth than tape of a kind use to wrap the grips or handles of sports equipment	43.334	186.978	678.946	2.664.177
58063110	Narrow woven fabrics suitable for the manufacture of inked ribbons for typewriters or similar machines; other woven fabrics; of cotton	-	2	-	16
58063120	Backing of a kind used for electrical insulating paper; other woven fabrics; of cotton	-	1.000	-	5.049
58063190	Other woven fabrics of cotton; other than those of HS 58063110 - 58063130	54	3.593	1.268	15.874
58063210	Narrow woven fabrics suitable for the manufacture of inked ribbons for typewriters or similar machines; safety seat belt fabrics; other woven fabrics; of man-made fibres	9	1.538	40	374

Tabel 3 : Ekspor Indonesia menurut Komoditi (Kode HS 8 digit)

Mei 2023

Kode H S	Uraian golongan barang	Berat bersih (Kg)		Nilai F.O.B. (U S \$)	
		Bulan ini	Kumulatif	Bulan ini	Kumulatif
		(1)	(2)	(3)	(4)
58063250	Ribbons of a kind used for making slide fasteners and of a width not exceeding 12 mm; other woven fabrics; of man-made fibres	-	2	-	21
58063290	Other woven fabrics of man-made fabrics; other than those of HS 58063210 or 58063240 or 58063250	11.348	77.333	72.876	568.522
58063910	Other woven fabrics; of other textile materials; of silk	215	660	5.782	18.570
58063992	Narrow woven fabrics suitable for the manufacture of inked ribbons for typewriters or similar machines; other than of silk; of other than materials	1	1	4	4
58063993	Ribbons of a kind used for making slide fasteners and of a width not exceeding 12 mm; other than of silk; of other textile materials	1	1	2	8
58063999	Other woven fabrics of other textile materials; other than silk; other than those of HS 58063991 - 58063993	151	58.354	3.468	278.481
58071000	Labels, badges and similar articles of textile materials, in the piece, in strips or cut to shape or size, not embroidered; woven	1.030	4.930	68.023	474.038
58079010	Labels, badges and similar articles of textile materials, in the piece, in strips or cut to shape or size, not embroidered; of nonwoven fabrics	10	21	3.167	3.318
58079090	Labels, badges and similar articles of textile materials, in the piece, in strips or cut to shape or size, not embroidered; other than woven or of nonwoven fabrics	552	31.052	23.586	288.471
58081010	Braids in the piece; combined with rubber thread	1	415	12	9.184
58081090	Braids in the piece; other than combined with rubber thread	5	1.078	143	11.447
58089010	Ornamental trimmings in the piece, without embroidery, other than knitted or crocheted; tassels, pompons and similar articles; combined with rubber thread	0	10	1	159
58089090	Ornamental trimmings in the piece, without embroidery, other than knitted or crocheted; tassels, pompons and similar articles; other than combined with rubber thread	740	5.515	9.855	35.229
58090000	Woven fabrics of metal thread and woven fabrics of metallised yarn of heading 5605, of a kind used in apparel, as furnishing fabrics or for similar purposes, not elsewhere specified or included	48	220	113	5.340
58101000	Embroidery without visible ground, in the piece, in strips or in motifs	1.100	9.584	84.265	511.895
58109100	Embroidery with visible ground; of cotton; in the piece, in strips or in motifs	513	8.799	2.971	83.115
58109200	Embroidery with visible ground; of man-made fibres; in the piece, in strips or in motifs	431	3.915	8.125	81.851
58109900	Embroidery with visible ground; of other textile materials; in the piece, in strips or in motifs	14.120	49.031	121.790	432.879
58110010	Quilted textile products in the piece, composed of one/more layers of textile materials assembled w/padding by stitching/otherwise, other than embroidery of heading 5810; of wool/fine/coarse animal hair	-	34	-	1.587
58110090	Quilted textile products in the piece, composed of one or more layers of textile materials assembled with padding by stitching/otherwise; other than embroidery of heading 5810; n.e.c. in heading 5811	2.900	11.159	54.751	326.056
59011000	Textile fabrics coated with gum or amylaceous substances, of a kind used for the outer covers of books or the like	2.979	39.225	11.597	174.701
59019010	Textile fabrics coated with gum or amylaceous substances; tracing cloth	-	540	-	150
59019020	Textile fabrics coated with gum or amylaceous substances; prepared painting canvas	691	5.774	7.902	59.659
59019090	Textile fabrics coated with gum or amylaceous substances; buckram and similar stiffened textile fabrics of a kind used for hat foundations	1.214	4.101	8.952	42.453

Tabel 3 : Ekspor Indonesia menurut Komoditi (Kode HS 8 digit)

Mei 2023

Kode H S	Uraian golongan barang	Berat bersih (Kg)		Nilai F.O.B. (U S \$)	
		Bulan ini	Kumulatif	Bulan ini	Kumulatif
(1)	(2)	(3)	(4)	(5)	(6)
59021019	Tyre cord fabric of high tenacity yarn; of nylon or other polyamides; of chafer fabric, rubberised; other than of nylon-6 yarn	1	645	1	5.123
59021091	Tyre cord fabric of high tenacity yarn; of nylon or other polyamides; other than chafer fabric, rubberised; of nylon-6 yarn	685.865	3.553.977	3.748.388	19.506.336
59021099	Tyre cord fabric of high tenacity yarn; of nylon or other polyamides; other than chafer fabric, rubberised; other than nylon-6 yarn	-	69	-	1.451
59022020	Tyre cord fabric of high tenacity yarn; of polyester; of chafer fabric, rubberised	1.285	8.866	6.916	112.164
59022099	Tyre cord fabric of high tenacity yarn of polyester; other than of chafer fabric, rubberised or containing cotton	1.145.457	4.702.001	3.432.138	14.510.330
59029000	Tyre cord fabric of high tenacity yarn; other than of nylon or other polyamides; other than of polyester	-	1	-	81
59031010	Textile fabrics impregnated, coated, covered or laminated with poly (vinyl chloride), other than those of heading 5902; with polyurethane; interlining	60.192	284.558	305.219	1.345.307
59031090	Textile fabrics impregnated, coated, covered or laminated with poly (vinyl chloride), other than those of heading 5902; with polyurethane; other than interlining	66.881	298.132	456.418	2.291.014
59032000	Textile fabrics impregnated, coated, covered or laminated with plastics, other than those of heading 5902; with polyurethane	180.109	760.410	1.933.447	8.253.103
59039010	Canvas-type fabrics impregnated, coated, covered or laminated with nylon or other polyamides	1.099	6.711	7.598	46.813
59039090	Textile fabrics impregnated, coated, covered or laminated with plastics, other than those of heading 5902; n.e.c. in heading 5903	11.201	137.328	77.423	806.156
59041000	Linoleum, whether or not cut to shape	-	577	-	5.678
59050090	Textile wall coverings; other than of wool or fine or coarse animal hair	85	1.997	5.932	109.365
59061000	Adhesive tape of a width not exceeding 20 cm	170.955	1.063.254	664.011	4.251.281
59069100	Rubberised textile fabrics, other than those of heading 5902; knitted or crocheted; other than adhesive tape of a width not exceeding 20 cm	278	784	12.346	31.125
59069990	Rubberised textile fabrics, other than those of heading 5902; n.e.c. in heading 5906	78.271	523.096	289.424	1.914.646
59070010	Fabrics impregnated, coated or covered with oil or oil-based preparations	11	11	1.252	1.252
59070030	Fabrics impregnated, coated or covered with fire resistant substances	-	3	-	252
59070040	Fabrics impregnated, coated or covered with flock velvet, the entire surface of which is covered with textile flock	-	3.750	-	18.668
59070090	Textile fabrics otherwise impregnated, coated or covered; painted canvas being theatrical scenery, studio back-cloths or the like; n.e.c. in heading 5907	227	374	35.409	35.972
59080090	Textile woven, plaited or knitted, for lamps, stoves, lighters, candles or the like; tubular knitted gas mantle fabric therefor, whether or not impregnated	-	267	-	250
59090090	Textile hosepiping and similar textile tubing, with or without lining, armour or accessories of other materials; other than fire hoses	1	60	1	1.261
59100000	Transmission or conveyor belts or belting, of textile material, whether or not impregnated, coated, covered or laminated with plastics, or reinforced with metal or other material	320	2.126	16.916	183.999
59111000	Textile fabrics, felt & felt-lined woven fabrics, coat/cover w/ rubber, leather/oth, used for card clothing & technic purpose	1.364	2.337	1.070	9.696
59112000	Bolting cloth, whether or not made up	4.408	20.770	259.509	1.175.178

Tabel 3 : Ekspor Indonesia menurut Komoditi (Kode HS 8 digit)

Mei 2023

Kode H S	Uraian golongan barang	Berat bersih (Kg)		Nilai F.O.B. (U S \$)	
		Bulan ini	Kumulatif	Bulan ini	Kumulatif
(1)	(2)	(3)	(4)	(5)	(6)
59113100	Textile fabrics and felts, endless or fitted with linking devices, used in paper-making or similar machines, weighing less than 650 g/m ²	-	150	-	4.391
59114000	Filtering or straining cloth of a kind used in oil presses or the like, including that of human hair	11	23	59	402
59119010	Textile products and articles, for technical uses, specified in Note 8 to this Chapter; gaskets and seals	950	2.025	20.686	34.945
59119090	Textile products and articles, for technical uses, specified in Note 8 to this Chapter; other than gaskets and seals	104.015	406.079	819.564	3.649.078
60011000	"Long pile" fabrics, knitted or crocheted	75.536	328.419	773.003	3.066.038
60012100	Looped pile fabrics; of cotton; knitted or crocheted	-	10.773	-	138.663
60012200	Looped pile fabrics; of man made fibres; knitted or crocheted	9.019	106.762	68.383	1.017.135
60012900	Looped pile fabrics; of other textile materials; knitted or crocheted	211	2.285	831	3.207
60019100	Pile fabrics, other than long pile fabrics and looped pile fabric; of cotton; knitted or crocheted	0	545	2	877
60019220	Pile fabrics of 100 % polyester staple fibres, of a width not less than 635 mm but not more than 762 mm, suitable for use in the manufacture of paint rollers; of man-made fibres	-	1.044	-	11.425
60019290	Pile fabrics, oth than long pile fabrics & looped pile; of man-made fibre; oth than pile fabrics of 100 % polyester staple fibres, of a width ≥ 635 mm but ≤ 762 mm & cont elastomeric yarn/rubber thread	36.412	147.458	239.878	920.342
60019900	Pile fabrics, other than "long pile" fabrics or looped pile fabric, knitted or crocheted; of other textile materials	16	243	761	7.503
60024000	Knitted or crocheted fabrics; containing by weight 5 % or more of elastomeric yarn or rubber thread, other than those of heading 6001	-	15	-	339
60029000	Knitted or crocheted fabrics of a width not exceeding 30 cm, of elastomeric yarn or rubber thread, other than those of heading 6001	4.144	32.023	39.523	341.885
60032000	Knitted or crocheted fabrics of a width not exceeding 30 cm, other than those of heading 6001 or 6002; of cotton	154	605	778	1.972
60033000	Knitted or crocheted fabrics of a width not exceeding 30 cm, other than those of heading 6001 or 6002; of synthetic fibres	21	273	2.347	16.589
60039000	Knitted or crocheted fabrics of a width not exceeding 30 cm, other than those of heading 6001 or 6002; n.e.c. in heading 6003	7	17	255	443
60041010	Knitted or crocheted fabrics of a width exceeding 30 cm, containing by weight 5 % or more but not more than 20 % of elastomeric yarn but not containing rubber thread, other than those of heading 6001	7.852	119.361	63.631	863.273
60041090	Knitted or crocheted fabrics of a width exceeding 30 cm, containing by weight more than 20 % of elastomeric yarn but not containing rubber thread; other than those of heading 6001	193.011	1.116.206	1.237.804	7.070.233
60049000	Knitted or crocheted fabrics of a width exceeding 30 cm, containing by weight 5 % or more of elastomeric yarn containing rubber thread, other than those of heading 6001	117.467	539.206	1.260.347	5.916.397
60052100	Warp knit fabrics (including those made on galloon knitting machines), other than those of headings 6001 to 6004; of cotton; unbleached or bleached	0	6.622	6	5.500
60052200	Warp knit fabrics (including those made on galloon knitting machines), other than those of headings 6001 to 6004; of cotton; dyed	10.735	68.387	141.075	279.296
60053500	Warp knit fabrics (including those made on galloon knitting machines), other than those of headings 6001 to 6004; of synthetic fibres; fabrics specified in Subheading Note 1 to this Chapter	0	116	2	1.770

Tabel 3 : Ekspor Indonesia menurut Komoditi (Kode HS 8 digit)

Mei 2023

Kode H S	Uraian golongan barang	Berat bersih (Kg)		Nilai F.O.B. (U S \$)	
		Bulan ini	Kumulatif	Bulan ini	Kumulatif
(1)	(2)	(3)	(4)	(5)	(6)
60053610	Knitted swimwear fabrics of polyester and polybutylene terephthalate in which polyester predominates by weight; unbleached or bleached; other than those of heading 6001 to 6004	699	1.656	7.165	18.419
60053690	Warp knit fabrics (incl those made on galloon knitting machines), other than those of headings 6001 to 6004; of synthetic fibres; unbleached or bleached; other than those of HS 60053610	8.781	15.192	34.922	86.281
60053710	Knitted swimwear fabrics of polyester and polybutylene terephthalate in which polyester predominates by weight; dyed; other than those of heading 6001 to 6004	10	22	60	140
60053790	Warp knit fabrics (incl those made on galloon knitting machines), other than those of headings 6001 to 6004; of synthetic fibres; dyed; other than those of HS 60053710	13.452	109.132	96.153	676.624
60053890	Warp knit fabrics (incl those made on galloon knitting machines), other than those of headings 6001 to 6004; of synthetic fibres; of yarns of different colours; other than those of HS 60053810	18.749	86.733	47.186	239.764
60053910	Knitted swimwear fabrics of polyester and polybutylene terephthalate in which polyester predominates by weight; printed	-	9.558	-	406.212
60053990	Warp knit fabrics (incl those made on galloon knitting machines), other than those of headings 6001 to 6004; of synthetic fibres; printed; other than those of HS 60053910	6	196	177	4.546
60054200	Warp knit fabrics (including those made on galloon knitting machines), other than those of headings 6001 to 6004; of artificial fibres; dyed	681	681	7.124	7.124
60059010	Warp knit fabrics (including those made on galloon knitting machines), oth than in headings 6001-6004; oth than of cotton or of synthetic fibres or of artificial fibres; of wool or fine animal hair	-	11	-	96
60059090	Warp knit fabrics (incl those made on galloon knitting machines), oth than in headings 6001-6004; oth than of cotton or of synthetic fibres or of artificial fibres; oth than of wool/ fine animal hair	870	4.671	3.168	18.712
60061000	Fabrics; knitted or crocheted fabrics, other than those of headings 6001 to 6005; of wool or fine animal hair	1	3	18	66
60062100	Fabrics; knitted or crocheted fabrics, other than those of headings 6001 to 6005; of cotton; unbleached or bleached	1.964	16.517	2.739	117.187
60062200	Fabrics; knitted or crocheted fabrics, other than those of headings 6001 to 6005; of cotton; dyed	399.690	1.454.708	2.710.518	8.726.536
60062300	Fabrics; knitted or crocheted fabrics, other than those of headings 6001 to 6005; of cotton; of yarn of different colours	449	9.075	5.345	76.072
60062400	Fabrics; knitted or crocheted fabrics, other than those of headings 6001 to 6005; of cotton; printed	290	31.153	1.915	364.789
60063110	Knitted or crocheted fabrics, other than those of headings 6001 to 6005 ; of synthetic fibres; nylon fibre mesh of a kind used as backing material for mosaic tiles; unbleached or bleached	-	72	-	1.201
60063120	Knitted or crocheted fabrics, other than those of headings 6001 to 6005; of synthetic fibres; elastic (combined with rubber threads); unbleached or bleached	27	47	115	311
60063190	Knitted or crocheted fabrics, other than of headings 6001 to 6005; of synthetic fibres; unbleached or bleached; other than those of HS 60063110 or 60063120	156.884	685.379	798.890	3.504.320
60063210	Knitted or crocheted fabrics, other than those of headings 6001 to 6005; of synthetic fibres; nylon fibre mesh of a kind used as backing material for mosaic tiles; dyed	0	977	1	9.375
60063220	Knitted or crocheted fabrics, other than those of headings 6001 to 6005; of synthetic fibres; elastic (combined with rubber threads); dyed	0	6.156	3	660

Tabel 3 : Ekspor Indonesia menurut Komoditi (Kode HS 8 digit)

Mei 2023

Kode H S	Uraian golongan barang	Berat bersih (Kg)		Nilai F.O.B. (U S \$)	
		Bulan ini	Kumulatif	Bulan ini	Kumulatif
(1)	(2)	(3)	(4)	(5)	(6)
60063290	Knitted or crocheted fabrics, other than of headings 6001 to 6005; of synthetic fibres; dyed; other than those of HS 60063210 or 60063220	120.290	589.177	934.650	4.208.912
60063390	Knitted or crocheted fabrics, other than of headings 6001 to 6005; of synthetic fibres; of yarns of different colours; other than those of HS 60063310	224.591	633.451	992.267	2.916.587
60063490	Knitted or crocheted fabrics, other than of headings 6001 to 6005; of synthetic fibres; printed; other than those of HS 60063410	128	7.965	344	25.006
60064190	Knitted or crocheted fabrics, other than those of headings 6001 to 6005; of artificial fibres; other than elastic (combined with rubber threads); unbleached or bleached	19	551	36	604
60064210	Knitted or crocheted fabrics, other than those of headings 6001 to 6005; of artificial fibres; elastic (combined with rubber threads); dyed	-	6	-	29
60064290	Knitted or crocheted fabrics, other than those of headings 6001 to 6005; of artificial fibres; other than elastic (combined with rubber threads); dyed	9	4.347	25	3.858
60064310	Knitted or crocheted fabrics, other than those of headings 6001 to 6005; of artificial fibres; elastic (combined with rubber threads); of yarn of different colours	-	0	-	2
60064390	Knitted or crocheted fabrics, other than those of headings 6001 to 6005; of artificial fibres; other than elastic (combined with rubber threads); of yarn of different colours	-	54	-	29
60064490	Knitted or crocheted fabrics, other than those of headings 6001 to 6005; of artificial fibres; other than elastic (combined with rubber threads); printed	2	3	5	7
60069000	Knitted or crocheted fabrics, other than those of headings 6001 to 6005; other than of wool or animal hair or of cotton or of synthetic fibres or of artificial fibres	17.794	295.954	100.417	1.430.316
61012000	Men's or boys' overcoats, car-coats, capes, cloaks, anoraks (including ski-jackets), wind-cheaters, wind-jackets and similar articles, knitted or crocheted, other than those of heading 6103; of cotton	287.511	598.808	4.405.752	10.101.935
61013000	Men's or boys' overcoats, car-coats, capes, cloaks, anoraks (incl ski-jackets), wind-cheaters, wind-jackets and similar articles, knitted /crocheted, oth than those of heading 6103; of man-made fibres	95.361	324.337	1.802.783	7.310.304
61019000	Men's or boys' overcoats, car-coats, capes, cloaks, anoraks(incl ski-jackets), wind-cheaters, wind-jackets&similar articles, knitted/crocheted,oth than those of heading 6103;of other textile materials	103.337	408.476	3.265.201	12.887.840
61021000	Women's or girls' overcoats, car-coats, capes, cloaks, anoraks(incl ski-jackets), wind-cheaters, wind-jackets&similar articles, knitted/crocheted,oth than those of heading 6104;of wool/fine animal hair	109	203	2.440	6.491
61022000	Women's or girls' overcoats, car-coats, capes, cloaks, anoraks (incl ski-jackets), wind-cheaters, wind-jackets and similar articles, knitted or crocheted, oth than those of heading 6104; of cotton	590.080	1.472.298	10.158.472	26.284.675
61023000	Women's or girls' overcoats, car-coats, capes, cloaks, anoraks(incl ski-jackets), wind-cheaters, wind-jackets & similar articles, knitted/crocheted,oth than those of heading 6104; of man-made fibres	160.737	455.891	3.679.963	10.310.980
61029000	Women's or girls' overcoats, car-coats, capes, cloaks, anoraks(incl ski-jackets), wind-cheaters, wind-jackets&similar articles, knitted/crocheted,oth than those of heading 6104;of oth textile materials	28.267	97.954	651.052	2.243.234
61031000	Men's or boys' suits, knitted or crocheted	9.539	80.838	62.625	1.528.416
61032200	Men's or boys' ensembles, knitted or crocheted; of cotton	36.150	285.905	782.159	7.401.811

Tabel 3 : Ekspor Indonesia menurut Komoditi (Kode HS 8 digit)

Mei 2023

Kode H S	Uraian golongan barang	Berat bersih (Kg)		Nilai F.O.B. (U S \$)	
		Bulan ini	Kumulatif	Bulan ini	Kumulatif
(1)	(2)	(3)	(4)	(5)	(6)
61032300	Men's or boys' ensembles, knitted or crocheted; of synthetic fibres	4	1.169	17	40.617
61032900	Men's or boys' ensembles, knitted or crocheted; of other textile materials	15.173	72.824	448.399	2.191.457
61033100	Men's or boys' jackets and blazers, knitted or crocheted; of wool or fine animal hair	-	11	-	4.244
61033200	Men's or boys' jackets and blazers, knitted or crocheted; of cotton	16.739	109.697	506.859	1.922.493
61033300	Men's or boys' jackets and blazers, knitted or crocheted; of cotton	22.295	46.747	621.482	1.555.343
61033910	Men's or boys' jackets and blazers, knitted or crocheted; of other textile materials; ramie, linen or silk	100	995	2.411	33.042
61033990	Men's or boys' jackets and blazers, knitted or crocheted; of other textile materials; other than of ramie, linen or silk	57.472	189.275	1.597.022	5.537.808
61034100	Men's or boys' trousers, bib and brace overalls, breeches and shorts (other than swimwear), knitted or crocheted; of wool or fine animal hair	-	521	-	55.858
61034200	Men's or boys' trousers, bib and brace overalls, breeches and shorts (other than swimwear), knitted or crocheted; of cotton	779.441	3.255.075	14.536.618	56.721.160
61034300	Men's or boys' trousers, bib and brace overalls, breeches and shorts (other than swimwear), knitted or crocheted; of synthetic fibres	230.701	1.213.831	6.783.853	32.884.981
61034900	Men's or boys' trousers, bib and brace overalls, breeches and shorts (other than swimwear), knitted or crocheted; of other textile materials	387.761	1.114.392	7.653.420	25.328.110
61041300	Women's or girls' suits, knitted or crocheted; of synthetic fibres	479	3.750	19.752	138.823
61041920	Women's or girls' suits, knitted or crocheted; of other textile materials; of cotton	16.511	30.821	382.583	693.523
61041990	Women's or girls' suits, knitted or crocheted; of other textile materials; other than of cotton	47.388	331.076	875.389	5.693.400
61042200	Women's or girls' ensembles, knitted or crocheted; of cotton	1.304	24.981	65.099	936.996
61042300	Women's or girls' ensembles, knitted or crocheted; of synthetic fibres	3.010	43.962	69.615	1.194.637
61042900	Women's or girls' ensembles, knitted or crocheted; of other textile materials	166	3.432	6.362	64.727
61043100	Women's or girls' jackets and blazers, knitted or crocheted; of wool or fine animal hair	-	13	-	28.953
61043200	Women's or girls' jackets and blazers, knitted or crocheted; of cotton	38.956	88.054	914.502	2.573.744
61043300	Women's or girls' jackets and blazers, knitted or crocheted; of synthetic fibres	4.575	108.839	183.544	3.484.464
61043900	Women's or girls' jackets and blazers, knitted or crocheted; of other textile materials	45.559	70.411	1.086.700	1.753.648
61044100	Women's or girls' dresses, knitted or crocheted; of wool or fine animal hair	-	0	-	120
61044200	Women's or girls' dresses, knitted or crocheted; of cotton	171.802	1.390.399	4.070.097	30.431.309
61044300	Women's or girls' dresses, knitted or crocheted; of synthetic fibres	137.311	882.959	2.787.970	14.592.420
61044400	Women's or girls' dresses, knitted or crocheted; of artificial fibres	57.786	294.874	671.956	5.350.374
61044900	Women's or girls' dresses, knitted or crocheted; of other textile materials	278.113	2.075.268	1.055.861	13.350.389
61045100	Women's or girls' skirts and divided skirts, knitted or crocheted; of wool or fine animal hair	-	4	-	9.772
61045200	Women's or girls' skirts and divided skirts, knitted or crocheted; of cotton	45.534	204.046	1.131.586	5.267.137
61045300	Women's or girls' skirts and divided skirts, knitted or crocheted; of synthetic fibres	9.985	89.794	478.073	2.540.992

Tabel 3 : Ekspor Indonesia menurut Komoditi (Kode HS 8 digit)

Mei 2023

Kode H S	Uraian golongan barang	Berat bersih (Kg)		Nilai F.O.B. (U S \$)	
		Bulan ini	Kumulatif	Bulan ini	Kumulatif
(1)	(2)	(3)	(4)	(5)	(6)
61045900	Women's or girls' skirts and divided skirts, knitted or crocheted; of other textile materials	17.649	76.379	468.466	1.345.773
61046100	Women's or girls' trousers, bib and brace overalls, breeches and shorts (other than swimwear), knitted or crocheted; of wool or fine animal hair	128	1.828	10.135	128.106
61046200	Women's or girls' trousers, bib and brace overalls, breeches and shorts (other than swimwear), knitted or crocheted; of cotton	1.512.633	5.392.679	29.722.359	106.819.859
61046300	Women's or girls' trousers, bib and brace overalls, breeches and shorts (other than swimwear), knitted or crocheted; of synthetic fibres	599.709	2.157.993	12.874.658	48.228.638
61046900	Women's or girls' trousers, bib and brace overalls, breeches and shorts (other than swimwear), knitted or crocheted; of other textile materials	316.112	872.698	7.471.175	24.577.351
61051000	Men's or boys' shirts, knitted or crocheted; of cotton	224.536	1.581.801	5.234.223	37.878.574
61052010	Men's or boys' shirts, knitted or crocheted; of man-made fibres; of synthetic fibres	87.628	545.351	2.808.594	17.938.534
61052020	Men's or boys' shirts, knitted or crocheted; of man-made fibres; of artificial fibres	79.986	439.868	1.855.389	12.298.030
61059000	Men's or boys' shirts, knitted or crocheted; of other textile materials	37.203	211.365	437.316	1.735.100
61061000	Women's or girls' blouses, shirts and shirt-blouses, knitted or crocheted; of cotton	369.940	1.685.493	8.023.447	36.586.761
61062000	Women's or girls' blouses, shirts and shirt-blouses, knitted or crocheted; of man-made fibres	185.229	951.233	4.898.976	22.382.483
61069000	Women's or girls' blouses, shirts and shirt-blouses, knitted or crocheted; of other textile materials	40.083	165.954	748.210	4.631.250
61071100	Men's or boys' underpants and briefs, knitted or crocheted; of cotton	23.244	246.571	566.285	4.564.266
61071200	Men's or boys' underpants and briefs, knitted or crocheted; of man-made fibres	73.776	307.423	1.400.492	6.832.322
61071900	Men's or boys' underpants and briefs, knitted or crocheted; of other textile materials	7.701	64.932	176.749	1.495.151
61072100	Men's or boys' nightshirts and pyjamas, knitted or crocheted; of cotton	130	1.982	4.749	69.944
61072200	Men's or boys' nightshirts and pyjamas, knitted or crocheted; of man-made fibres	308	3.650	12.110	123.705
61072900	Men's or boys' nightshirts and pyjamas, knitted or crocheted; of other textile materials	4	914	131	8.299
61079100	Men's or boys' bathrobes, dressing gowns and similar articles, knitted or crocheted; of cotton	39.136	312.360	233.886	2.496.284
61079900	Men's or boys' bathrobes, dressing gowns and similar articles, knitted or crocheted; of other textile materials	728	4.912	9.081	37.746
61081100	Women's or girls' slips and petticoats, knitted or crocheted; of man-made fibres	6.663	14.108	208.623	475.397
61081920	Women's or girls' slips and petticoats, knitted or crocheted; of other textile materials; of wool or fine animal hair	-	1	-	29
61081930	Women's or girls' slips and petticoats, knitted or crocheted; of other textile materials; of cotton	4	457	141	248.910
61081940	Women's or girls' slips and petticoats, knitted or crocheted; of other textile materials; of silk	-	33	-	2.712
61081990	Women's or girls' slips and petticoats, knitted or crocheted; of other textile materials; other than of wool or fine animal hair, of cotton and of silk	21	55.270	283	1.041.129
61082100	Women's or girls' briefs and panties, knitted or crocheted; of cotton	31.324	172.500	1.150.236	5.449.379
61082200	Women's or girls' briefs and panties, knitted or crocheted; of man-made fibres	120.838	588.810	5.493.151	26.151.450
61082900	Women's or girls' briefs and panties, knitted or crocheted; of other textile materials	49.030	323.318	1.266.624	5.919.585
61083100	Women's or girls' nightdresses and pyjamas, knitted or crocheted; of cotton	22.042	171.416	402.877	3.347.058

Tabel 3 : Ekspor Indonesia menurut Komoditi (Kode HS 8 digit)

Mei 2023

Kode H S	Uraian golongan barang	Berat bersih (Kg)		Nilai F.O.B. (U S \$)	
		Bulan ini	Kumulatif	Bulan ini	Kumulatif
(1)	(2)	(3)	(4)	(5)	(6)
61083200	Women's or girls' nightdresses and pyjamas, knitted or crocheted; of man-made fibres	77.209	247.460	1.516.398	5.821.265
61083900	Women's or girls' nightdresses and pyjamas, knitted or crocheted; of other textile materials	84	434	47	12.756
61089100	Women's or girls' negligees, bathrobes, dressing gowns and similar articles, knitted or crocheted; of cotton	31.844	105.270	503.988	2.272.044
61089200	Women's or girls' negligees, bathrobes, dressing gowns and similar articles, knitted or crocheted; of man-made fibres	24.811	56.082	538.898	1.606.453
61089900	Women's or girls' negligees, bathrobes, dressing gowns and similar articles, knitted or crocheted; of other textile materials	172	2.783	2.181	51.502
61091010	T-shirts, singlets and other vests, knitted or crocheted; of cotton; for men or boys	908.969	5.581.977	7.942.475	50.846.971
61091020	T-shirts, singlets and other vests, knitted or crocheted; of cotton; for women or girls	165.592	1.426.809	3.738.945	32.608.866
61099010	T-shirts, singlets and other vests, knitted or crocheted; of other textile materials; for men or boys, of ramie, linen or silk	188.756	688.865	2.836.583	12.426.093
61099020	T-shirts, singlets and other vests, knitted or crocheted; of other textile materials; for men or boys, of other textile materials	555.688	1.989.839	16.964.564	55.806.959
61099030	T-shirts, singlets and other vests, knitted or crocheted; of other textile materials; for women or girls	412.197	2.088.671	8.682.006	39.281.783
61101100	Jerseys, pullovers, cardigans, waistcoats and similar articles, knitted or crocheted; of wool	1.001	7.338	63.072	559.026
61101200	Jerseys, pullovers, cardigans, waistcoats and similar articles, knitted or crocheted; of kashmir (cashmere) goats	-	5	-	7.227
61101900	Jerseys, pullovers, cardigans, waistcoats and similar articles, knitted or crocheted; other than of wool and of kashmir (cashmere) goats	24.706	138.641	259.557	1.830.158
61102000	Jerseys, pullovers, cardigans, waistcoats and similar articles, knitted or crocheted; of cotton	2.641.548	10.380.643	52.910.995	225.717.383
61103000	Jerseys, pullovers, cardigans, waistcoats and similar articles, knitted or crocheted; of man-made fibres	723.776	3.198.735	18.185.985	83.650.395
61109000	Jerseys, pullovers, cardigans, waistcoats and similar articles, knitted or crocheted; of other textile materials	353.823	1.133.439	6.532.388	24.578.066
61112000	Babies' garments and clothing accessories, knitted or crocheted; of cotton	266.442	967.609	6.128.952	24.343.964
61113000	Babies' garments and clothing accessories, knitted or crocheted; of synthetic fibres	18.295	122.667	556.148	3.124.943
61119010	Babies' garments and clothing accessories, knitted or crocheted; of other textile materials; of wool or fine animal hair	2.820	20.663	281	28.921
61119090	Babies' garments and clothing accessories, knitted or crocheted; of other textile materials; other than of wool or fine animal hair	24.878	117.004	257.359	961.867
61121100	Track suits, knitted or crocheted; of cotton	4.781	28.110	176.243	808.185
61121200	Track suits, knitted or crocheted; of synthetic	110.267	288.978	1.844.815	5.939.806
61121900	Track suits, knitted or crocheted; of other textile materials	6.481	21.096	96.992	264.969
61122000	Ski suits, knitted or crocheted	1	11.198	12	870.971
61123100	Men's or boys' swimwear, knitted or crocheted; of synthetic fibres	5.718	24.198	173.657	790.941
61123900	Men's or boys' swimwear, knitted or crocheted; of other textile materials	448	5.912	18.567	214.995
61124110	Women's or girls' swimwear; mastectomy swimwear (post breast surgery swimwear); of synthetic fibres	17.699	445.886	561.256	14.106.625
61124190	Women's or girls' swimwear; other than mastectomy swimwear (post breast surgery swimwear); of synthetic fibres	21.279	422.247	1.538.594	20.051.455
61124910	Women's or girls' swimwear; mastectomy swimwear (post breast surgery swimwear); of other textile materials	-	17	-	7.246

Tabel 3 : Ekspor Indonesia menurut Komoditi (Kode HS 8 digit)

Mei 2023

Kode H S	Uraian golongan barang	Berat bersih (Kg)		Nilai F.O.B. (U S \$)	
		Bulan ini	Kumulatif	Bulan ini	Kumulatif
(1)	(2)	(3)	(4)	(5)	(6)
61124990	Women's or girls' swimwear; other than mastectomy swimwear (post breast surgery swimwear); of other textile materials	943	67.614	37.458	3.553.899
61130010	Divers' suits (wetsuits), made up of knitted or crocheted fabrics of heading 5903, 5906 or 5907	-	748	-	15.086
61130030	Garments used for protection from fire, made up of knitted or crocheted fabrics of heading 5903, 5906 or 5907	-	45	-	319
61130090	Garments, made up of knitted or crocheted fabrics of heading 5903, 5906 or 5907; other than divers' suits (wetsuits) or garments used for protection from fire or other protective work garments	32.399	43.069	702.571	1.189.305
61142000	Other garments, knitted or crocheted; of cotton	82.287	898.524	1.481.136	20.513.123
61143020	Garments used for protection from fire, knitted or crocheted; of man made fibres	62.461	123.948	1.652.839	3.578.276
61143090	Other garments, knitted or crocheted; of man-made fibres; other than used for protection from fire	83.933	580.613	2.608.659	16.773.567
61149090	Other garments, knitted or crocheted; of other textile materials (other than of wool or fine animal hair)	101.601	681.566	1.134.558	7.436.616
61151090	Graduated compression hosiery, knitted or crocheted; other than stockings for varicose veins, of synthetic fibres	57	377	1.822	10.729
61152100	Panty hose and tights, knitted or crocheted of synthetic fibres, measuring per single yarn less than 67 decitex; other than graduated compression hosiery	362	1.521	14.040	71.194
61152200	Panty hose and tights, knitted or crocheted; of synthetic fibres, measuring per single yarn 67 decitex or more; other than graduated compression hosiery	773	5.066	34.568	182.202
61152910	Other panty hose and tights, knitted or crocheted; of cotton	392	1.600	10.716	43.776
61152990	Other panty hose and tights, knitted or crocheted; of other textile materials (other than of cotton)	82	2.347	3.336	115.880
61153010	Women's full-length or knee-length hosiery, measuring per single yarn less than 67 decitex, knitted or crocheted of cotton; other than graduated compression hosiery	-	1	-	3
61153090	Women's full-length or knee-length hosiery, measuring per single yarn less than 67 decitex, knitted or crocheted, other than of cotton; other than graduated compression hosiery	169	754	290	1.554
61159400	Footwear without applied soles, knitted or crocheted; of wool or fine animal hair	-	145	-	7
61159500	Footwear without applied soles, knitted or crocheted; of cotton	547.293	2.056.247	6.436.909	26.512.524
61159600	Footwear without applied soles, knitted or crocheted; of synthetic fibres	38.213	197.333	538.677	2.613.509
61159900	Footwear without applied soles, knitted or crocheted; of other textile materials (other than of wool or fine animal hair, cotton and synthetic fibres)	55.980	208.245	976.517	3.475.424
61161010	Drivers' gloves, knitted or crocheted; impregnated, coated, covered or laminated with plastics or rubber	2.119	12.824	113.680	667.730
61161090	Gloves, mittens and mitts, knitted or crocheted; impregnated, coated, covered or laminated with plastics or rubber; other than drivers' gloves	57.410	291.755	1.260.840	7.764.504
61169100	Gloves, mittens and mitts, knitted or crocheted; other than impregnated, coated, covered or laminated with plastics or rubber; of wool or fine animal hair	314	1.348	10.430	47.470
61169200	Gloves, mittens and mitts, knitted or crocheted; other than impregnated, coated, covered or laminated with plastics or rubber; of cotton	29.534	121.101	107.540	444.771
61169300	Gloves, mittens and mitts, knitted or crocheted; other than impregnated, coated, covered or laminated with plastics or rubber; of synthetic fibres	259.583	1.426.884	3.843.843	23.705.912

Tabel 3 : Ekspor Indonesia menurut Komoditi (Kode HS 8 digit)

Mei 2023					
Kode H S	Uraian golongan barang	Berat bersih (Kg)		Nilai F.O.B. (U S \$)	
		Bulan ini	Kumulatif	Bulan ini	Kumulatif
(1)	(2)	(3)	(4)	(5)	(6)
61169900	Gloves, mittens & mitts, knitted/crocheted; oth than impregnated, coated, covered/laminated with plastics/rubber; of oth textile materials (oth than of wool/fine animal hair, cotton&synthetic fibres)	272.378	1.075.845	712.118	2.707.644
61171010	Shawls, scarves, mufflers, mantillas, veils and the like, knitted or crocheted; of cotton	992	12.976	3.833	68.718
61171090	Shawls, scarves, mufflers, mantillas, veils and the like, knitted or crocheted; of other than cotton	11.956	72.438	96.966	385.574
61178011	Ties, bow ties and cravats, knitted or crocheted; of wool or fine animal hair	139	139	5.250	5.250
61178019	Ties, bow ties and cravats, knitted or crocheted; of other than wool or fine animal hair	250	5.898	10.093	40.486
61178020	Wrist bands, knee bands or ankle bands, knitted or crocheted	1	28	46	2.807
61178090	Other made up clothing accessories, knitted or crocheted; other than shawls, scarves, mufflers, mantillas, veils and the like, ties, bow ties and cravats, wrist bands, knee bands or ankle bands	26.190	76.946	313.485	898.821
61179000	Knitted or crocheted parts of garments or of clothing accessories	4.781	12.318	32.261	108.981
62012010	Men's or boys' overcoats, raincoats, car-coats, cloaks, capes, ponchos, three-quarter coats, greatcoats, hooded capes & similar articles, other than those of heading 6203; of wool or fine animal hair	8.941	45.971	803.067	4.017.656
62012090	Men's or boys' anoraks (including ski-jackets), wind-cheaters, wind-jackets and similar articles, other than those of heading 6203; of wool or fine animal hair	17.021	59.407	626.025	2.233.982
62013010	Men's or boys' overcoats, raincoats, car-coats, cloaks, capes, ponchos, three-quarter coats, greatcoats, hooded capes and similar articles, other than those of heading 6203; of cotton	60.080	388.215	1.254.887	7.441.429
62013090	Men's or boys' anoraks (including ski-jackets), wind-cheaters, wind-jackets and similar articles, other than those of heading 6203; of cotton	107.352	781.798	1.339.443	6.946.900
62014010	Men's or boys' overcoats, raincoats, car-coats, cloaks, capes, ponchos, three-quarter coats, greatcoats, hooded capes and similar articles, other than those of heading 6203; of man-made fibres	322.544	846.202	13.224.639	41.549.671
62014090	Men's or boys' anoraks (including ski-jackets), wind-cheaters, wind-jackets and similar articles, other than those of heading 6203; of man-made fibres	297.353	1.049.355	14.300.237	52.389.617
62019011	Men's or boys' overcoats, raincoats, car-coats, cloaks, capes, ponchos, three-quarter coats, greatcoats, hooded capes and similar articles, other than those of heading 6203; of silk	36	1.795	1.714	30.231
62019019	Men's or boys' anoraks (including ski-jackets), wind-cheaters, wind-jackets and similar articles, other than those of heading 6203; of silk	4.591	51.023	220.784	1.581.973
62019021	Men's or boys' overcoats, raincoats, car-coats, cloaks, capes, ponchos, three-quarter coats, greatcoats, hooded capes and similar articles, other than those of heading 6203; of ramie	-	12	-	148
62019029	Men's or boys' anoraks (including ski-jackets), wind-cheaters, wind-jackets and similar articles, other than those of heading 6203, of ramie	596	15.515	456	577.389
62019090	Men's/boys' overcoats,car-coats,capes,cloaks,anoraks(including ski-jackets),wind-cheaters,wind-jackets&similar article, oth than those of heading 6203;of oth textile material (oth than of silk&ramie)	59.587	227.436	2.778.377	10.225.876

Tabel 3 : Ekspor Indonesia menurut Komoditi (Kode HS 8 digit)

Mei 2023

Kode H S	Uraian golongan barang	Berat bersih (Kg)		Nilai F.O.B. (U S \$)	
		Bulan ini	Kumulatif	Bulan ini	Kumulatif
(1)	(2)	(3)	(4)	(5)	(6)
62022010	Women's or girls' overcoats, raincoats, car-coats, cloaks, capes, ponchos, three-quarter coats, greatcoats, hooded capes & similar articles, other than those of heading 6204; of wool/fine animal hair	7.633	25.933	717.005	2.441.439
62022090	Women's or girls' anoraks (including ski-jackets), wind-cheaters, wind-jackets and similar articles, other than those of heading 6204; of wool or fine animal hair	21.390	137.530	663.159	4.060.368
62023010	Women's or girls' overcoats, raincoats, car-coats, cloaks, capes, ponchos, three-quarter coats, greatcoats, hooded capes and similar articles, other than those of heading 6204; of cotton	13.624	15.930	278.276	345.076
62023090	Women's or girls' anoraks (including ski-jackets), wind-cheaters, wind-jackets and similar articles, other than those of heading 6204; of cotton	63.030	88.407	1.182.771	1.729.622
62024010	Women's or girls' overcoats, raincoats, car-coats, cloaks, capes, ponchos, three-quarter coats, greatcoats, hooded capes and similar articles, other than those of heading 6204; of man-made fibres	103.726	252.022	3.118.179	8.832.670
62024090	Women's or girls' anoraks (including ski-jackets), wind-cheaters, wind-jackets and similar articles, other than those of heading 6204; of man-made fibres	449.409	987.005	14.635.125	45.300.406
62029010	Women's or girls' overcoats, car-coats, capes, cloaks, anoraks (including ski-jackets), wind-cheaters, wind-jackets and similar articles, other than those of heading 6204; of silk	392	446	56.774	67.778
62029090	Women's/girls' overcoats,car-coats,capes,cloaks,anoraks(incl ski-jackets),wind-cheaters,wind-jackets&similar articles, oth than those of heading 6204;of oth textile materials (oth than of silk&ramie)	63.577	177.408	2.684.126	6.970.648
62031100	Men's or boys' suits; of wool or fine animal hair	22.414	106.966	711.858	3.520.397
62031200	Men's or boys' suits; of synthetic fibres	127.627	578.189	4.730.206	17.606.684
62031911	Men's or boys' suits; of cotton; printed by traditional batik process	547	5.995	11.270	71.740
62031919	Men's or boys' suits; of cotton; other than printed by traditional batik process	6.056	116.660	249.109	3.083.022
62031921	Men's or boys' suits; of silk; printed by traditional batik process	5	5.331	117	133.993
62031929	Men's or boys' suits; of silk; other than printed by traditional batik process	-	20	-	264
62031990	Men's or boys' suits; of other textile materials (other than of cotton and silk)	66.247	469.550	2.368.615	12.739.600
62032210	Men's or boys' ensembles; of cotton; printed by traditional batik process	60	133	2.185	3.872
62032290	Men's or boys' ensembles; of cotton; other than printed by traditional batik process	22	567	3.889	24.584
62032300	Men's or boys' ensembles; of synthetic fibres	-	128	-	5.637
62032990	Men's or boys' ensembles; of other textile materials (other than of wool or fine animal hair)	1.780	12.021	15.180	111.225
62033100	Men's or boys' jackets and blazers; of wool or fine animal hair	9.875	88.070	667.367	5.431.216
62033210	Men's or boys' jackets and blazers; of cotton; printed by traditional batik process	-	74	-	5
62033290	Men's or boys' jackets and blazers; of cotton; other than printed by traditional batik process	11.271	73.285	692.919	3.000.635
62033300	Men's or boys' jackets and blazers; of synthetic fibres	81.725	745.070	1.951.759	13.521.669
62033900	Men's or boys' jackets and blazers; of other textile materials (other than of wool or fine animal hair, cotto and synthetic fibres)	77.571	583.432	3.711.444	24.022.191
62034100	Men's or boys' trousers, bib and brace overalls, breeches and shorts (other than swimwear); of wool or fine animal hair	8.157	52.464	377.184	2.934.392

Tabel 3 : Ekspor Indonesia menurut Komoditi (Kode HS 8 digit)

Mei 2023

Kode H S	Uraian golongan barang	Berat bersih (Kg)		Nilai F.O.B. (U S \$)	
		Bulan ini	Kumulatif	Bulan ini	Kumulatif
(1)	(2)	(3)	(4)	(5)	(6)
62034210	Men's or boys' bib and brace overalls; of cotton	605	2.900	28.177	84.517
62034290	Men's or boys' trousers, breeches and shorts (other than swimwear); of cotton	1.342.358	5.056.163	27.466.955	111.167.604
62034300	Men's or boys' trousers, bib and brace overalls, breeches and shorts (other than swimwear); of synthetic fibres	846.317	3.998.283	25.236.182	119.531.856
62034910	Men's or boys' trousers, bib and brace overalls, breeches and shorts (other than swimwear); of silk	-	687	-	35.163
62034990	Men's or boys' trousers, bib and brace overalls, breeches and shorts (other than swimwear); of other textile materials (other than of silk)	649.229	3.515.630	7.240.727	36.431.565
62041100	Women's or girls' suits; of wool or fine animal hair	59	88	754	1.041
62041210	Women's or girls' suits; of cotton; printed by traditional batik process	128	2.558	2.856	47.388
62041290	Women's or girls' suits; of cotton; other than printed by traditional batik process	79.373	432.930	2.120.719	10.453.311
62041300	Women's or girls' suits; of synthetic fibres	6.114	135.138	130.521	3.423.792
62041911	Women's or girls' suits; of silk; printed by traditional batik process	-	6	-	64
62041919	Women's or girls' suits; of silk; other than printed by traditional batik process	4.160	24.337	165.384	735.808
62041990	Women's or girls' suits; of other textile materials (other than of silk)	32.031	316.013	1.277.935	9.465.715
62042290	Women's or girls' ensembles; of cotton; other than printed by traditional batik process	11	977	571	57.284
62042300	Women's or girls' ensembles; of synthetic fibres	2	888	306	54.955
62042910	Women's or girls' ensembles; of silk	-	2	-	359
62042990	Women's or girls' ensembles; of other textile materials (other than of silk)	4.373	20.119	163.873	789.369
62043100	Women's or girls' jackets and blazers; of wool or fine animal hair	6.947	18.826	784.569	1.443.961
62043210	Women's or girls' jackets and blazers; of cotton; printed by traditional batik process	3	35	100	238
62043290	Women's or girls' jackets and blazers; of cotton; other than printed by traditional batik process	24.374	97.534	1.042.636	3.996.195
62043300	Women's or girls' jackets and blazers; of synthetic fibres	27.599	310.904	1.175.026	10.897.045
62043911	Women's or girls' jackets and blazers; of silk; printed by traditional batik process	-	190	-	3.246
62043919	Women's or girls' jackets and blazers; of silk; other than printed by traditional batik process	103	2.376	1.895	70.476
62043990	Women's or girls' jackets and blazers; of other textile materials (other than of silk)	9.130	52.970	335.150	1.588.713
62044100	Women's or girls' dresses; of wool or fine animal hair	412	1.193	14.019	65.883
62044210	Women's or girls' dresses; of cotton; printed by traditional batik process	207	2.574	8.864	106.233
62044290	Women's or girls' dresses; of cotton; other than printed by traditional batik process	217.776	1.496.552	5.824.147	35.609.846
62044300	Women's or girls' dresses; of synthetic fibres	309.902	2.046.003	11.137.571	70.736.851
62044400	Women's or girls' dresses; of artificial fibres	285.721	1.428.520	7.386.514	39.437.226
62044910	Women's or girls' dresses; of other textile materials (other than of wool or fine animal hair, cotton, synthetic fibres and artificial fibres); printed by traditional batik process	922	3.727	85.914	274.741
62044990	Women's or girls' dresses; of other textile materials (other than of wool or fine animal hair, cotton, synthetic fibres and artificial fibres); other than printed by traditional batik process	114.453	915.610	2.751.939	21.955.752
62045100	Women's or girls' skirts and divided skirts; of wool or fine animal hair	971	3.773	87.474	228.094
62045210	Women's or girls' skirts and divided skirts; of cotton; printed by traditional batik process	759	2.287	28.253	84.784
62045290	Women's or girls' skirts and divided skirts; of cotton; other than printed by traditional batik process	9.761	125.615	316.195	3.452.572

Tabel 3 : Ekspor Indonesia menurut Komoditi (Kode HS 8 digit)

Mei 2023

Kode H S	Uraian golongan barang	Berat bersih (Kg)		Nilai F.O.B. (U S \$)	
		Bulan ini	Kumulatif	Bulan ini	Kumulatif
(1)	(2)	(3)	(4)	(5)	(6)
62045300	Women's or girls' skirts and divided skirts; of synthetic fibres	59.292	373.770	2.374.866	13.949.950
62045910	Women's or girls' skirts and divided skirts; of other textile material (other than of wool or fine animal hair, cotton and synthetic fibres); printed by traditional batik process	17	10.902	1.209	396.807
62045990	Women's or girls' skirts and divided skirts; of other textile material (other than of wool or fine animal hair, cotton and synthetic fibres); other than printed by traditional batik process	46.729	245.032	1.113.042	6.747.062
62046100	Women's or girls' trousers, bib and brace overalls, breeches and shorts (other than swimwear); of wool or fine animal hair	3.752	9.643	306.750	623.572
62046200	Women's or girls' trousers, bib and brace overalls, breeches and shorts (other than swimwear); of cotton	881.522	3.955.938	19.917.446	95.110.252
62046300	Women's or girls' trousers, bib and brace overalls, breeches and shorts (other than swimwear); of synthetic fibres	460.623	2.135.477	11.995.154	65.958.044
62046900	Women's or girls' trousers, bib and brace overalls, breeches and shorts (other than swimwear); of other textile materials (other than of wool or fine animal hair, cotton and synthetic fibres)	431.623	2.378.443	10.897.062	52.732.854
62052010	Men's or boys' shirts; of cotton; printed by traditional batik process	59	4.624	2.858	204.349
62052020	Men's or boys' shirts; of cotton; barong tagalog	44	117	533	1.439
62052090	Men's or boys' shirts; of cotton; other than printed by traditional batik process or barong tagalog	812.846	3.247.375	26.641.741	101.928.650
62053010	Men's or boys' shirts; of man-made fibres; barong tagalog	7.327	55.349	97.838	541.140
62053090	Men's or boys' shirts; of man-made fibres; other than barong tagalog	278.184	1.808.991	9.388.349	51.868.370
62059010	Men's or boys' shirts; of wool or fine animal hair	176	6.295	6.272	318.411
62059091	Men's or boys' shirts; of other textile materials (other than of wool or fine animal hair); printed by traditional batik process	18.680	99.306	662.638	3.491.433
62059099	Men's or boys' shirts; of other textile materials (other than of wool or fine animal hair); other than printed by traditional batik process or barong tagalog	117.430	504.398	3.834.684	12.966.345
62061010	Women's or girls' blouses, shirts and shirt-blouses; of silk or silk waste; printed by traditional batik process	55	70	1.477	1.712
62061090	Women's or girls' blouses, shirts and shirt-blouses; of silk or silk waste; other than printed by traditional batik process	36.879	103.773	1.168.580	3.649.990
62062000	Women's or girls' blouses, shirts and shirt-blouses; of wool or fine animal hair	1	16	862	1.342
62063010	Women's or girls' blouses, shirts and shirt-blouses; of cotton; printed by traditional batik process	4.752	16.779	203.235	696.713
62063090	Women's or girls' blouses, shirts and shirt-blouses; of cotton; other than printed by traditional batik process	253.352	1.078.514	8.604.074	37.416.447
62064000	Women's or girls' blouses, shirts and shirt-blouses; of man-made fibres	845.744	3.995.650	26.321.734	120.305.063
62069000	Women's or girls' blouses, shirts and shirt-blouses; of other textile materials (other than of silk or silk waste, wool or fine animal hair, cotton and man-made fibres)	62.451	563.690	1.400.374	19.360.965
62071100	Men's or boys' underpants and briefs; of cotton	34.175	221.144	661.296	4.470.049
62071900	Men's or boys' underpants and briefs; of other textile materials (other than of cotton)	599	6.320	24.281	192.078
62072190	Men's or boys' nightshirts and pyjamas; of cotton; other than printed by traditional batik process	7.192	14.103	180.034	271.985
62072200	Men's or boys' nightshirts and pyjamas; of man-made fibres	2.482	4.177	77.857	101.878
62072910	Men's or boys' nightshirts and pyjamas; of silk	-	2	-	189
62072990	Men's or boys' nightshirts and pyjamas; of other textile materials (other than of silk, cotton and man-made fibres)	1.272	7.787	22.453	38.656

Tabel 3 : Ekspor Indonesia menurut Komoditi (Kode HS 8 digit)

Mei 2023

Kode H S	Uraian golongan barang	Berat bersih (Kg)		Nilai F.O.B. (U S \$)	
		Bulan ini	Kumulatif	Bulan ini	Kumulatif
(1)	(2)	(3)	(4)	(5)	(6)
62079100	Men's or boys' singlets and other vests, bathrobes, dressing gowns and similar articles; of cotton	9.167	37.604	511.954	1.602.935
62079910	Men's or boys' singlets and other vests, bathrobes, dressing gowns and similar articles; of man-made fibres	2.308	69.472	134.603	1.593.452
62079990	Men's or boys' singlets and other vests, bathrobes, dressing gowns and similar articles; of other textile materials (other than of cotton and man-made fibres)	34.574	131.703	270.527	1.065.418
62081100	Women's or girls' slips and petticoats; of man-made fibres	64.048	473.227	1.958.232	12.715.130
62081900	Women's or girls' slips and petticoats; of other textile materials (other than of man-made fibres)	24.859	188.142	171.227	2.245.395
62082110	Women's or girls' nightdresses and pyjamas; of cotton; printed by traditional batik process	8	18	311	468
62082190	Women's or girls' nightdresses and pyjamas; of cotton; other than printed by traditional batik process	50.005	130.237	1.802.348	4.307.755
62082200	Women's or girls' nightdresses and pyjamas; of man-made fibres	47.880	289.564	1.500.093	13.502.700
62082990	Women's or girls' nightdresses and pyjamas; of other textile materials (other than of cotton and man-made fibres); other than printed by traditional batik process	28.438	148.694	516.187	2.713.395
62089110	Women's or girls' singlets and other vests, briefs, panties, negligees, bathrobes, dressing gowns and similar articles; of cotton; printed by traditional batik process	18	1.031	1.080	24.678
62089190	Women's or girls' singlets and other vests, briefs, panties, negligees, bathrobes, dressing gowns and similar articles; of cotton; other than printed by traditional batik process	16.887	27.613	275.829	702.183
62089210	Women's or girls' singlets and other vests, briefs, panties, negligees, bathrobes, dressing gowns and similar articles; of man-made fibres; printed by traditional batik process	49	396	2.972	14.866
62089290	Women's or girls' singlets and other vests, briefs, panties, negligees, bathrobes, dressing gowns and similar articles; of man-made fibres; other than printed by traditional batik process	16.666	97.129	501.391	2.801.749
62089910	Women's or girls' singlets and other vests, briefs, panties, negligees, bathrobes, dressing gowns and similar articles; of wool or fine animal hair	56	1.177	2.702	46.780
62089990	Women's/girls' singlets and other vests, briefs, panties, negligees, bathrobes, dressing gowns & similar articles; of oth textile materials (oth than of cotton, man-made fibres, wool/fine animal hair)	563	60.595	14.146	1.299.388
62092030	Babies' t-shirts, shirts, pyjamas and similar articles; of cotton	335.767	872.752	5.105.758	10.689.928
62092040	Babies' suits, pants and similar articles; of cotton	53.698	335.941	284.245	1.770.417
62092090	Babies' garments and clothing accessories (other than t-shirts, shirts, pyjamas, suits, pants and similar articles); of cotton	39.485	159.675	1.295.012	5.109.698
62093010	Babies' suits, pants and similar articles; of synthetic fibres	10.610	36.782	288.374	907.983
62093030	Babies' t-shirts, shirts, pyjamas and similar articles; of synthetic fibres	12.345	62.561	155.485	605.574
62093040	Babies' clothing accessories; of synthetic fibres	2.290	5.829	69.753	123.198
62093090	Babies' garments (other than t-shirts, shirts, pyjamas, suits, pants and similar articles); of synthetic fibres	3.237	5.748	72.221	132.405
62099000	Babies' garments and clothing accessories; of other textile materials (other than of cotton and synthetic fibres)	3.145	33.883	133.281	1.155.367
62101019	Protective work garments; other than used for protection from chemical substances, radiation or fire; made up of fabrics of heading 5602, 5603	41.196	193.086	177.187	814.519
62101090	Garments, other than protective work garments; made up of fabrics of heading 5602 or 5603	104.181	594.007	1.032.057	4.552.450
62102020	Garments used for protection from fire; of the type described in heading 6201	-	5	-	129
62102030	Garments used for protection from chemical substances or radiation; of the type described in heading 6201	7	22	189	627

Tabel 3 : Ekspor Indonesia menurut Komoditi (Kode HS 8 digit)

Mei 2023

Kode H S	Uraian golongan barang	Berat bersih (Kg)		Nilai F.O.B. (U S \$)	
		Bulan ini	Kumulatif	Bulan ini	Kumulatif
(1)	(2)	(3)	(4)	(5)	(6)
62102040	Other protective work garments; other than used for protection from fire, chemical substances or radiation; of the type described in heading 6201	-	1.574	-	124.532
62102090	Garments; other than used for protection from fire, chemical substances, radiation or for protective work; of the type described in heading 6201	18.233	64.762	791.314	2.756.509
62103040	Other protective work garments, other than used for protection from fire or chemical substances or radiation; of the type described in heading 6202	-	81	-	2.447
62103090	Garments; other than used for protection from fire, chemical substances, radiation or for protective work; of the type described in heading 6202	17.486	44.874	788.760	1.567.460
62104010	Men's or boys' garments; used for protection from fire	1.637	15.923	97.171	664.963
62104020	Men's or boys' garments; used for protection from chemical substances or radiation	-	124	-	1.577
62104090	Men's or boys' garments, other than used for protection from fire or chemical substances or radiation	41.648	159.113	1.504.787	6.235.716
62105010	Women's or girls' garments; used for protection from fire	6.189	423.931	38.280	3.710.709
62105090	Women's or girls' garments, other than used for protection from fire or chemical substances or radiation	177.993	1.402.077	2.726.791	23.653.213
62111100	Men's or boys' swimwear	42.986	239.235	1.123.982	7.253.868
62111200	Women's or girls' swimwear	22.123	114.060	1.675.420	8.205.987
62112000	Ski suits	3.606	4.310	48.258	63.674
62113210	Men's or boys' garments for fencing or wrestling, of cotton	-	1.475	-	5.560
62113220	Men's or boys' pilgrimage robes (Ehram), of cotton	-	26.277	-	200.152
62113290	Men's or boys' garments of cotton, other than for fencing or wrestling or pilgrimage robes (ehram)	18.393	257.098	491.972	3.390.588
62113310	Men's or boys' garments for fencing or wrestling, of man-made fibres	37.849	233.618	569.642	5.855.982
62113320	Men's or boys' garments used for protection from fire, of man-made fibres	1.670	3.938	12.975	48.348
62113330	Men's or boys' garments used for protection from chemical substances or radiation; of man-made fibres	-	10.856	-	1.219.615
62113340	Men's or boys' pilgrimage robes (Ihram); of man-made fibres	175	5.802	12.179	60.960
62113390	Men's or boys' garments; other than for fencing or wrestling or used for protection from fire or chemical substances or radiation or pilgrimage robes (Ihram); of man-made fibres	59.535	968.334	1.216.332	14.552.472
62113910	Men's or boys' garments for fencing or wrestling; of other textile materials (other than of cotton and man-made fibres)	4	1.056	89	23.606
62113930	Men's or boys' garments used for protection from chemical substances or radiation; of other textile materials (other than of cotton and man-made fibres)	-	0	-	239
62113990	Men's or boys' garment, oth than pilgrimage robes (Ihram)/for fencing/wrestling/used for protection from fire/chemical substances/radiation; of oth textile material (oth than of cotton&man-made fibres)	426	79.367	19.291	597.190
62114210	Women's or girls' garments for fencing or wrestling; of cotton	3.273	9.567	69.714	251.435
62114220	Women's or girls' prayer cloaks; of cotton	21.783	60.987	432.278	2.260.296
62114230	Women's or girls' sarong of tubular type; of cotton	42.693	295.309	406.262	2.674.027
62114290	Women's or girls' garments, other than for fencing or wrestling or prayer cloaks or sarong of tubular type; of cotton	132.678	376.601	2.725.151	7.885.232
62114310	Women's or girls' surgical gowns; of man-made fibres	175.602	725.338	2.036.291	8.853.887
62114320	Women's or girls' prayer cloaks; of man-made fibres	3.400	44.065	46.441	321.337
62114330	Women's or girls' anti-explosive protective suits; of man-made fibres	42	59	874	1.234
62114350	Women's or girls' garments used for protection from chemical substances, radiation or fire; of man-made fibres	-	2	-	115
62114360	Women's or girls' flyers' coveralls; of man-made fibres	-	5	-	14

Tabel 3 : Ekspor Indonesia menurut Komoditi (Kode HS 8 digit)

Mei 2023

Kode H S	Uraian golongan barang	Berat bersih (Kg)		Nilai F.O.B. (U S \$)	
		Bulan ini	Kumulatif	Bulan ini	Kumulatif
(1)	(2)	(3)	(4)	(5)	(6)
62114370	Women's or girls' sarong of tubular type; of man-made fibres	45.609	269.339	282.146	2.326.546
62114390	Women's or girls' garments; of man-made fibres; other than those of HS 62114310 - 62114370	197.160	1.017.040	4.751.355	24.911.609
62114910	Women's or girls' garments for fencing or wrestling; of other textile materials (other than of cotton and man-made fibres)	542	2.761	1.238	9.977
62114920	Women's or girls' garments used for protection from chemical substances, radiation or fire; of other textile materials (other than of cotton and man-made fibres)	-	3	-	247
62114939	Women's or girls' prayer cloaks; of other than wool or fine animal hair	5	373	509	9.999
62114950	Women's or girls' sarong of tubular type; of other textile materials (other than of cotton and man-made fibres)	113.576	607.538	2.053.746	8.283.636
62114990	Women's or girls' garments; of other textile materials, other than those of HS 62114910 - 62114960	189.043	766.483	1.903.267	7.699.483
62121011	Mastectomy bra (post breast surgery bra) of cotton, whether or not knitted or crocheted	-	991	-	51.359
62121019	Brassieres of cotton, whether or not knitted or crocheted; other than mastectomy bra (post breast surgery bra)	226.717	1.105.900	9.927.294	48.153.109
62121091	Mastectomy bra (post breast surgery bra) of other textile materials (other than of cotton), whether or not knitted or crocheted	134.666	577.528	6.776.667	28.735.956
62121099	Brassieres of other textile materials (other than of cotton), whether or not knitted or crocheted; other than mastectomy bra (post breast surgery bra)	362.908	1.770.685	17.366.790	84.104.129
62122010	Girdles and panty-girdles, whether or not knitted or crocheted, of cotton	599	636	27.833	29.089
62122090	Girdles and panty-girdles, whether or not knitted or crocheted, of other textile materials (other than of cotton)	5.487	38.974	213.500	1.389.138
62123010	Corselettes, whether or not knitted or crocheted, of cotton	204	1.512	13.911	41.390
62123090	Corselettes, whether or not knitted or crocheted, of other textile materials (other than of cotton)	20.043	85.030	330.430	1.373.463
62129019	Braces, suspenders, garters and similar articles and parts thereof, whether or not knitted or crocheted, of cotton	1.982	11.106	109.626	625.915
62129091	Compression garments of a kind used for the treatment of scar tissue and skin grafts, whether or not knitted or crocheted, of other textile materials (other than of cotton)	-	2.831	-	99.170
62129092	Athletic supporters, whether or not knitted or crocheted, of other textile materials (other than of cotton)	-	0	-	10
62129099	Braces, suspenders, garters and similar articles and parts thereof, whether or not knitted or crocheted, of other textile materials (other than of cotton)	15.425	95.494	494.846	3.271.416
62132090	Handkerchiefs of cotton, other than printed by the traditional batik process	38	87	513	1.900
62139099	Handkerchiefs, of other textile materials (other than of cotton or silk or silk waste), other than printed by the traditional batik process	-	2	-	31
62141010	Shawls, scarves, mufflers, mantillas, veils and the like; of silk or silk waste; printed by the traditional batik process	228	418	1.582	4.487
62141090	Shawls, scarves, mufflers, mantillas, veils and the like; of silk or silk waste; other than printed by the traditional batik process	3.480	15.743	14.036	111.348
62142000	Shawls, scarves, mufflers, mantillas, veils and the like; of wool or fine animal hair	16	58	5.377	23.261
62143010	Shawls, scarves, mufflers, mantillas, veils and the like; of synthetic fibres; printed by the traditional batik process	-	7.703	-	26.455
62143090	Shawls, scarves, mufflers, mantillas, veils and the like; of synthetic fibres; other than printed by the traditional batik process	2.436	15.112	37.718	84.298
62144010	Shawls, scarves, mufflers, mantillas, veils and the like; of artificial fibres; printed by the traditional batik process	12	217	367	988

Tabel 3 : Ekspor Indonesia menurut Komoditi (Kode HS 8 digit)

Mei 2023

Kode H S	Uraian golongan barang	Berat bersih (Kg)		Nilai F.O.B. (U S \$)	
		Bulan ini	Kumulatif	Bulan ini	Kumulatif
(1)	(2)	(3)	(4)	(5)	(6)
62144090	Shawls, scarves, mufflers, mantillas, veils and the like; of artificial fibres; other than printed by the traditional batik process	2.847	11.146	19.268	74.362
62149090	Shawls,scarves,mufflers,mantillas,veils&the like; of oth textile material (oth than silk/silk waste,wool/fine animal hair,synthetic/artificial fibres);oth than printed by the traditional batik process	10.232	37.749	85.768	316.269
62151090	Ties, bow ties and cravat; of silk or silk waste; other than printed by the traditional batik process	0	115	22	740
62152010	Ties, bow ties and cravat; of man-made fibres; printed by the traditional batik process	-	0	-	65
62152090	Ties, bow ties and cravat; of man-made fibres; other than printed by the traditional batik process	9	4.668	217	56.616
62159090	Ties, bow ties and cravat; of other textile materials (other than of silk or silk waste and man-made fibres); other than printed by the traditional batik process	1	213	115	3.526
62160010	Protective work gloves, mittens and mitts	85.202	370.770	3.550.743	15.436.496
62160091	Gloves, mittens and mitts of wool or fine animal hair	11	186	250	3.327
62160092	Gloves, mittens and mitts of cotton	54	570	826	8.136
62160099	Gloves, mittens and mitts, of other textile materials (other than of wool or fine animal hair and cotton)	26.236	93.643	1.471.761	5.169.652
62171010	Judo belts	3	262	32	2.634
62171090	Other made up clothing accessories, other than those of heading 6212; other than judo belts	47.898	203.108	609.266	2.896.563
62179000	Parts of garments or of clothing accessories, other than those of heading 6212	1.082	5.928	9.924	78.772
63011000	Electric blankets	203	6.280	2.764	82.126
63012000	Blankets (other than electric blankets) and travelling rugs, of wool or of fine animal hair	3.448	42.478	95.609	1.196.218
63013010	Blankets (other than electric Blankets) and travelling rugs, of cotton; printed by traditional batik process	19	69	363	1.006
63013090	Blankets (other than electric Blankets) and travelling rugs, of cotton; other than printed by traditional batik process	903	6.615	12.287	70.164
63014010	Blankets (other than electric blankets) and travelling rugs, of synthetic fibres; of nonwoven fabrics	903	3.437	12.006	43.929
63014090	Blankets (other than electric blankets) and travelling rugs, of synthetic fibres; of other than nonwoven fabrics	11.880	84.585	86.315	638.370
63019010	Other blankets and travelling rugs; of nonwoven fabrics	150	4.207	1.597	13.143
63019090	Other blankets and travelling rugs; of other than nonwoven fabrics	7.252	31.532	47.925	382.605
63021000	Bed linen, knitted or crocheted	336	110.175	4.985	1.021.391
63022100	Bed linen of cotton, printed	644	11.669	10.151	87.549
63022210	Bed linen of nonwoven fabrics, printed	171	709	3.489	8.391
63022290	Bed linen of man-made fibres (other than of nonwoven fabrics), printed	1.025	4.572	10.155	64.085
63022900	Bed linen of other textile materials (other than of cotton and man-made fibres), printed	954	5.099	12.620	55.075
63023100	Bed linen of cotton, not knitted/crocheted or printed	1.802	6.137	37.821	115.118
63023210	Bed linen of nonwoven fabrics, not knitted/crocheted or printed	580	15.477	2.795	132.875
63023290	Bed linen of man-made fibres (other than of nonwoven fabrics), not knitted/crocheted or printed	482	4.384	11.209	42.248
63023900	Bed linen of other textile materials (other than of cotton and man-made fibres), not knitted/crocheted or printed	14	1.084	196	11.142
63024000	Table linen, knitted or crocheted	7	90	54	245
63025110	Table linen of cotton, printed by traditional batik process; not knitted or crocheted	-	36	-	3.120
63025190	Table linen of cotton, other than printed by traditional batik process; not knitted or crocheted	801	2.912	8.303	25.356
63025300	Table linen of man-made fibres; not knitted or crocheted	3.010	14.929	28.565	143.586
63025990	Table linen of other textile materials (other than of flax); not knitted or crocheted	17.398	43.095	179.833	435.996

Tabel 3 : Ekspor Indonesia menurut Komoditi (Kode HS 8 digit)

Mei 2023

Kode H S	Uraian golongan barang	Berat bersih (Kg)		Nilai F.O.B. (U S \$)	
		Bulan ini	Kumulatif	Bulan ini	Kumulatif
(1)	(2)	(3)	(4)	(5)	(6)
63026000	Toilet linen and kitchen linen, of terry towelling or similar terry fabrics, of cotton	60.169	110.047	571.545	1.011.638
63029100	Toilet linen and kitchen linen, other than of terry towelling or similar terry fabrics, of cotton	87.067	321.405	592.430	2.218.506
63029300	Toilet linen and kitchen linen, other than of terry towelling or similar terry fabrics, of man-made fibres	-	321	-	8.272
63029990	Toilet linen and kitchen linen, other than of terry towelling or similar terry fabrics, of other textile materials (other than of flax)	60	1.350	222	8.906
63031200	Curtains (including drapes) and interior blinds; curtain or bed valances; knitted or crocheted; of synthetic fibres	26.227	88.439	288.870	990.930
63031910	Curtains (including drapes) and interior blinds; curtain or bed valances; knitted or crocheted; of cotton	170	2.034	3.254	15.542
63031990	Curtains (including drapes) and interior blinds; curtain or bed valances; knitted or crocheted; of other textile materials (other than of synthetic fibres and cotton)	1.793	10.730	66.135	377.127
63039100	Curtains (including drapes) and interior blinds; curtain or bed valances; not knitted or crocheted; of cotton	400	2.641	3.569	23.162
63039200	Curtains (including drapes) and interior blinds; curtain or bed valances; not knitted or crocheted; of synthetic fibres	40.352	159.801	423.036	1.621.233
63039900	Curtains (including drapes) and interior blinds; curtain or bed valances; not knitted or crocheted; of other textile materials (other than of cotton and synthetic fibres)	83.928	370.754	1.250.802	5.453.175
63041100	Bedspreads, excluding those of heading 9404; knitted or crocheted	132	1.865	2.070	16.633
63041910	Bedspreads, excluding those of heading 9404; not knitted or crocheted; of cotton	1.159	5.721	7.064	65.907
63041920	Bedspreads, excluding those of heading 9404; not knitted or crocheted; of other than cotton, nonwoven	-	4.188	-	13.959
63041990	Bedspreads, excluding those of heading 9404; not knitted or crocheted; of other than cotton, other than nonwoven	946	11.871	5.048	49.809
63042000	Bed nets specified in Subheading Note 1 to this Chapter	39	208	254	812
63049110	Mosquito nets; knitted or crocheted	594	7.628	3.836	45.085
63049190	Other furnishing articles, other than mosquito nets, excluding those of heading 9404; knitted or crocheted	821	3.038	12.624	40.305
63049200	Other furnishing articles, excluding those of heading 9404; not knitted or crocheted, of cotton	2.577	8.656	34.558	113.856
63049300	Other furnishing articles, excluding those of heading 9404; not knitted or crocheted, of synthetic fibres	1.342	3.774	35.000	97.452
63049900	Other furnishing articles, excluding those of heading 9404; not knitted or crocheted, of other textile materials (other than of cotton and synthetic fibres)	100.807	464.362	723.423	3.303.533
63051011	New sacks and bags of jute, of a kind used for the packing of goods	-	21.826	-	15.898
63051019	New sacks and bags of other textile bast fibres of heading 5303, of a kind used for the packing of goods	7.266	13.974	6.455	100.171
63051029	Used sacks and bags of other textile bast fibres of heading 5303, of a kind used for the packing of goods	80	150	14	1.627
63052000	Sacks and bags, of a kind used for the packing of goods; of cotton	7.145	41.827	61.766	376.029
63053210	Sacks and bags, of a kind used for the packing of goods; flexible intermediate bulk containers; nonwoven	132	540	4.029	16.599
63053220	Sacks and bags, of a kind used for the packing of goods; flexible intermediate bulk containers; knitted or crocheted	29.315	104.022	90.243	324.263
63053290	Sacks and bags, of a kind used for the packing of goods; flexible intermediate bulk containers; other than nonwoven, other than knitted or crocheted	947.482	4.160.329	3.643.063	15.357.601
63053310	Sacks and bags, of a kind used for the packing of goods; of polyethylene or polypropylene strip or the like; knitted or crocheted	140.194	614.692	307.726	1.303.859

Tabel 3 : Ekspor Indonesia menurut Komoditi (Kode HS 8 digit)

Mei 2023

Kode H S	Uraian golongan barang	Berat bersih (Kg)		Nilai F.O.B. (U S \$)	
		Bulan ini	Kumulatif	Bulan ini	Kumulatif
(1)	(2)	(3)	(4)	(5)	(6)
63053320	Sacks and bags, of a kind used for the packing of goods; of polyethylene or polypropylene strip or the like; of woven fabrics of strip or the like	-	44.330	-	101.002
63053390	Sacks and bags, of a kind used for the packing of goods; of polyethylene or polypropylene strip or the like; other than of woven fabrics of strip or the like, other than knitted or crocheted	999.837	3.441.182	2.327.671	7.843.992
63053910	Sacks and bags, of a kind used for the packing of goods; of other man-made textile materials; nonwoven	-	23.972	-	68.108
63053990	Sacks and bags, of a kind used for the packing of goods; of other man-made textile materials; other than nonwoven, other than knitted or crocheted	27.933	385.431	50.952	436.096
63059010	Sacks and bags, of a kind used for the packing of goods; of hemp of heading 5305	-	11	-	440
63059090	Sacks and bags, of a kind used for the packing of goods; of other textile materials (other than of hemp or coconut (coir) of heading 5305)	2.776	8.460	27.693	64.970
63061200	Tarpaulins, awnings and sunblinds; of synthetic fibres	1.407	86.225	57.067	252.486
63061990	Tarpaulins, awnings and sunblinds; of other textile materials (other than of vegetable textile fibres of heading 5305 and cotton)	2.019	123.361	2.159	308.908
63062200	Tents (including temporary canopies and similar articles); of synthetic fibres	2.252	3.525	48.708	78.379
63062910	Tents (including temporary canopies and similar articles); of other textile materials; of cotton	8	73	250	528
63062990	Tents (including temporary canopies and similar articles); of other textile materials; other than of cotton	5.652	123.497	48.208	1.405.871
63063000	Sails for boats	33	204	1.005	2.417
63064010	Pneumatic mattresses; of cotton	10	58	90	166
63064090	Pneumatic mattresses; of other than cotton	-	168	-	775
63069010	Camping goods; of nonwoven	-	12	-	163
63069091	Camping goods; other than of nonwoven; of cotton	543	2.447	1.132	7.773
63069099	Camping goods; other than of nonwoven; of other than cotton	1.176	43.909	44.459	1.270.080
63071010	Floor-cloths, dish-cloths, dusters and similar cleaning cloths; of nonwoven other than felt	-	1.218	-	10.078
63071020	Floor-cloths, dish-cloths, dusters and similar cleaning cloths; of felt	-	7	-	290
63071090	Floor-cloths, dish-cloths, dusters and similar cleaning cloths; of woven other than felt	47.913	256.084	325.399	1.623.021
63072000	Life-jackets and life-belts	954	4.596	42.257	152.952
63079030	Umbrella covers in pre-cut triangular form	-	776	-	279
63079040	Surgical masks	61	280	2.776	6.071
63079061	Safety harnesses; suitable for industrial use	109	184	3.145	5.620
63079069	Safety harnesses; not suitable for industrial use	48.610	198.662	343.739	1.674.655
63079070	Fans and handscreens	1.439	6.179	45.111	135.547
63079080	Laces for shoes, boots, corsets and the like	1.033	6.563	16.075	100.662
63079090	Other made up articles, including dress patterns; other than umbrella covers in pre-cut triangular form, surgical masks, safety harnesses, fans&handscreens, laces for shoes, boots, corsets&the like	30.517	140.767	290.035	1.463.288
63080000	Sets consisting of woven fabric&yarn, whether/not with accessories for making up into rugs, tapestries, embroidered table cloths/serviettes/similar textile articles, put up in packings for retail sale	294	5.787	6.470	28.081
63090000	Worn clothing and other worn articles	545	7.860	1.723	72.380
63101010	Used or new rags, of textile materials; sorted	241.944	941.898	30.000	216.749
63101090	Scrap twine, cordage, rope and cables and worn out articles of twine, cordage, rope or cables, of textile materials; sorted	126.062	799.515	134.209	786.683

Tabel 3 : Ekspor Indonesia menurut Komoditi (Kode HS 8 digit)

Mei 2023					
Kode H S	Uraian golongan barang	Berat bersih (Kg)		Nilai F.O.B. (U S \$)	
		Bulan ini	Kumulatif	Bulan ini	Kumulatif
(1)	(2)	(3)	(4)	(5)	(6)
63109090	Scrap twine, cordage, rope and cables and worn out articles of twine, cordage, rope or cables, of textile materials; unsorted	1	1.872	1	3.536
64011000	Waterproof footwear with outer soles and uppers of rubber or of plastics; incorporating a protective metal toe-cap	2.482	5.779	24.283	121.995
64019210	Waterproof footwear with outer soles and uppers of rubber or of plastics; covering the ankle but not covering the knee; incorporating a protective non-metal toe-cap	5	17	465	1.171
64019290	Waterproof footwear with outer soles and uppers of rubber or of plastics; covering the ankle but not covering the knee; other than incorporating a protective non-metal toe-cap	2.043	14.075	3.731	54.463
64019910	Waterproof footwear with outer soles and uppers of rubber or of plastics; not covering the ankle; covering the knee	-	8	-	400
64019990	Waterproof footwear with outer soles and uppers of rubber or of plastics; not covering the ankle; other than covering the knee	20.868	59.250	28.860	146.645
64021200	Sports footwear; ski-boots, cross-country ski footwear and snowboard boots with outer soles and uppers of rubber or plastics	20.540	38.765	663.388	1.262.972
64021910	Sports footwear; other than ski-boots, cross-country ski footwear and snowboard boots; wrestling footwear with outer soles and uppers of rubber or plastics	39.909	164.246	730.342	3.233.961
64021990	Sports footwear with outer soles and uppers of rubber or plastics; other than ski-boots, cross-country ski footwear and snowboard boots or wrestling footwear	2.337.030	9.697.700	48.696.873	205.458.675
64022000	Footwear with upper straps or thongs assembled to the sole by means of plugs	30.547	104.120	216.440	983.653
64029110	Diving boot with outer soles and uppers of rubber or plastics; covering the ankle	-	13	-	291
64029191	Footwear with outer soles and uppers of rubber or plastics; other than diving boots; covering the ankle; incorporating a protective metal toe-cap	16.915	56.967	177.523	581.135
64029192	Footwear with outer soles and uppers of rubber or plastics; other than diving boots; covering the ankle; incorporating a protective non-metal toe-cap	-	1	-	24
64029199	Footwear with outer soles and uppers of rubber or plastics; other than diving boots; covering the ankle; other than incorporating a protective metal or non-metal toe-cap	41.379	216.471	653.847	3.586.302
64029910	Footwear with outer soles and uppers of rubber or plastic; other than covering the ankle; incorporating a protective metal toe-cap	3.026	5.509	45.911	80.380
64029920	Footwear with outer soles and uppers of rubber or plastic; other than covering the ankle; incorporating a protective non-metal toe-cap	175.647	534.323	2.080.259	6.215.017
64029990	Footwear with outer soles and uppers of rubber or plastic; other than covering the ankle; other than incorporating a protective metal or non-metal toe-cap	2.099.662	9.005.807	30.908.934	135.281.965
64031200	Ski-boots, cross-country ski footwear and snowboard boots with outer soles of rubber, plastics, leather or composition leather and uppers of leather	13.550	31.115	372.543	805.737
64031910	Sports footwear w/outer soles of rubber, plastics, leather/composition leather&uppers of leather; oth than ski-boots, cross-country ski footwear&snowboard boots; fitted with spikes, cleats or the like	623.734	2.621.635	12.111.561	52.231.791
64031920	Sports footwear w/outer soles of rubber, plastics, leather/composition leather & uppers of leather; oth than ski-boots, cross-country ski footwear & snowboard boots; riding boots; bowling shoes	-	164	-	569

Tabel 3 : Ekspor Indonesia menurut Komoditi (Kode HS 8 digit)

Mei 2023

Kode H S	Uraian golongan barang	Berat bersih (Kg)		Nilai F.O.B. (U S \$)	
		Bulan ini	Kumulatif	Bulan ini	Kumulatif
(1)	(2)	(3)	(4)	(5)	(6)
64031930	Sports footwear w/outer soles of rubber,plastics,leather/composition leather&uppers of leather;oth than ski-boots,cross-country ski footwear&snowboard boots;for wrestling, weight-lifting or gymnastics	-	87	-	2.691
64031990	Sports footwear w/outer soles of rubber,plastics,leather/composition leather&uppers of leather;oth than ski-boots,cross-country ski footwear&snowboard boots;oth than HS 64031910 - 64031930	7.069.477	31.321.318	144.514.205	661.313.745
64032000	Footwear with outer soles of leather, and uppers which consist of leather straps across the instep and around the big toe	4.182	23.299	111.481	534.074
64034000	Footwear with outer soles of rubber, plastics, leather or composition leather and uppers of leather, incorporating a protective metal toe-cap	378.254	1.761.070	6.472.230	30.216.053
64035100	Other footwear with outer soles of leather; covering the ankle	13	1.428	241	18.284
64035990	Footwear with outer soles of leather; other than bowling shoes; other than covering the ankle	3.128	77.374	23.715	2.295.716
64039110	Footwear made on a base or platform of wood, not having an inner sole or protective metal toe cap; covering the ankle	97	102	5.826	5.981
64039120	Riding boots with outer soles of rubber, plastics and uppers of leather; covering the ankle	-	559	-	1.873
64039130	Footwear with outer soles of rubber, plastics and uppers of leather, other than riding boots; covering the ankle; incorporating a protective non-metal toe-cap	6	44	356	2.993
64039190	Footwear with outer soles of rubber, plastics and uppers of leather, other than riding boots; covering the ankle; other than incorporating a protective non-metal toe-cap	826.416	1.707.441	20.489.536	42.005.172
64039910	Footwear made on a base or platform of wood, not having an inner sole or protective metal toe cap; other than covering the ankle	798.326	2.951.972	17.269.356	62.869.996
64039920	Bowling shoes with outer soles of rubber, plastics and uppers of leather; other than covering the ankle	571	922	18.499	21.039
64039990	Footwear with outer soles of rubber, plastics and uppers of leather; other than covering the ankle; other than those of HS 64039910 - 64039930	3.135.146	14.976.525	69.391.986	328.952.703
64041110	Sports footwear with outer soles of rubber or plastics; tennis shoes, basketball shoes, gym shoes, training shoes and the like; fitted with spikes, cleats or the like	219	461	4.030	9.331
64041190	Sports footwear with outer soles of rubber or plastics;tennis,basketball, gym,training shoes&the like;oth than fitted with spikes,cleats/ the like & oth than for wrestling,weight-lifting or gymnastics	9.233.092	43.417.458	193.012.086	926.267.399
64041910	Footwear with outer soles of rubber or plastics;other than sports footwear; incorporating a protective toe-cap	55.225	114.227	1.290.576	2.795.382
64041990	Footwear with outer soles of rubber or plastics; other than sports footwear; other than incorporating a protective toe-cap	1.706.067	7.012.622	39.628.153	166.524.077
64042000	Footwear with outer soles of leather or composition leather and uppers of textile materials	471	3.624	16.204	163.828
64051000	Footwear with uppers of leather or composition leather	55.224	375.553	1.427.640	9.757.885
64052000	Footwear with uppers of textile materials	1.477	26.493	22.892	654.887
64059000	Footwear with uppers of other than leather or composition leather or textile materials	85.090	580.191	1.538.271	10.405.144
64061010	Uppers and parts thereof, other than stiffeners; with metal toe-cap	6.562	15.104	168.916	520.770
64061090	Uppers and parts thereof, other than stiffeners; other than metal toe-cap	132.353	569.408	6.270.283	26.443.139
64062010	Outer soles and heels; of rubber	66.796	212.312	773.128	2.888.698

Tabel 3 : Ekspor Indonesia menurut Komoditi (Kode HS 8 digit)

Mei 2023

Kode H S	Uraian golongan barang	Berat bersih (Kg)		Nilai F.O.B. (U S \$)	
		Bulan ini	Kumulatif	Bulan ini	Kumulatif
(1)	(2)	(3)	(4)	(5)	(6)
64062020	Outer soles and heels; of plastics	5.076	23.050	95.566	481.554
64069010	Parts of footwear; removable in-soles, heel cushions and similar articles; gaiters, leggings and similar articles, and parts thereof; of wood	7.350	21.226	23.993	102.703
64069021	Parts of footwear; removable in-soles, heel cushions and similar articles; gaiters, leggings and similar articles, and parts thereof; of metal; of iron or steel	272	1.250	630	2.918
64069029	Parts of footwear; removable in-soles, heel cushions and similar articles; gaiters, leggings and similar articles, and parts thereof; of metal; other than of iron or steel or copper or aluminium	0	809	2	10.496
64069041	Parts of footwear; removable in-soles, heel cushions and similar articles; gaiters, leggings and similar articles, and parts thereof; of rubber; in-soles	2.975	21.465	48.671	240.514
64069049	Parts of footwear; removable in-soles, heel cushions and similar articles; gaiters, leggings and similar articles, and parts thereof; of rubber; other than in-soles or complete soles	1.157	24.960	34.645	534.330
64069051	Parts of footwear; removable in-soles, heel cushions and similar articles; gaiters, leggings and similar articles, and parts thereof; of plastics; in-soles	3.641	38.703	26.579	337.299
64069052	Parts of footwear; removable in-soles, heel cushions and similar articles; gaiters, leggings and similar articles, and parts thereof; of plastics; complete soles	-	43	-	293
64069059	Parts of footwear; removable in-soles, heel cushions and similar articles; gaiters, leggings and similar articles, and parts thereof; of plastics; other than in-soles or complete soles	289	1.624	6.837	39.559
64069091	Parts of footwear; removable in-soles, heel cushions and similar articles; gaiters, leggings and similar articles, and parts thereof; other than of wood/metal/rubber or plastic; for gaiters, leggings and similar articles and parts	12.728	50.336	67.192	322.848
64069099	Parts of footwear; removable in-soles, heel cushions and similar articles; other than gaiters, leggings and similar articles, and parts thereof; other than of wood or metal or rubber or plastic	35.660	196.864	726.275	3.507.426
65010000	Hat-forms, hat bodies and hoods of felt, neither blocked to shape nor with made brims; plateaux and manchons (including slit manchons), of felt	1.317	5.595	71.043	207.019
65020000	Hat-shapes, plaited or made by assembling strips of any material, neither blocked to shape, nor with made brims, nor lined, nor trimmed	-	2.707	-	63.143
65040000	Hats and other headgear, plaited or made by assembling strips of any material, whether or not lined or trimmed	8.197	66.404	132.561	1.433.438
65050010	Headgear of a kind used for religious purposes	10.183	67.867	20.651	249.284
65050020	Hair-nets of any materials	2	768	8	9.275
65050090	Hats, knitted or crocheted, or made up from lace, felt or other textile fabric, in the piece (but not in strips), whether or not lined or trimmed; whether or not lined or trimmed	328.004	1.201.696	6.099.039	23.390.467
65061010	Helmets for motorcyclists, whether or not lined or trimmed	90.250	476.390	1.414.639	7.119.218
65061020	Industrial safety helmets and firefighters' helmets, excluding steel helmets, whether or not lined or trimmed	156	275	525	4.995
65061090	Safety headgear; other than helmets for motorcyclists or Industrial safety helmets and firefighters' helmets, excluding steel helmets or steel helmets or water polo; whether or not lined or trimmed	1.442	4.751	42.461	209.990
65069100	Headgear; other than safety headgear, whether or not lined or trimmed; of rubber or plastic	8	518	132	22.259
65069990	Headgear; other than safety headgear, whether or not lined or trimmed; of other materials; other than of fur skin	152.012	704.351	585.385	3.106.162
65070000	Head-bands, linings, covers, hat foundations, hat frames, peaks and chinstraps, for headgear	9.165	22.733	202.019	558.457

Tabel 3 : Ekspor Indonesia menurut Komoditi (Kode HS 8 digit)

Mei 2023

Kode H S	Uraian golongan barang	Berat bersih (Kg)		Nilai F.O.B. (U S \$)	
		Bulan ini	Kumulatif	Bulan ini	Kumulatif
		(1)	(2)	(3)	(4)
66011000	Garden or similar umbrellas	17.680	96.318	146.715	997.604
66019100	Umbrellas and sun umbrellas (including walking-stick umbrellas, garden umbrellas); having a telescopic shaft	83	191	5.964	7.125
66019900	Umbrellas and sun umbrellas (including walking-stick umbrellas, garden umbrellas); other than having a telescopic shaft	5.586	26.652	76.494	207.895
66020000	Walking-sticks, seat-sticks, whips, riding-crops and the like	3.619	50.354	21.731	124.555
66032000	Umbrella frames, including frames mounted on shafts (sticks)	105	1.192	271	16.084
66039010	Parts, trimmings and accessories; for articles of heading 6601	927	12.502	6.306	85.835
66039020	Parts, trimmings and accessories; for articles of heading 6602	-	171	-	5.549
67010000	Skins and other parts of birds with their feathers or down, feathers, parts of feathers, down and articles thereof (other than goods of heading 0505 and worked quills and scapes)	937	3.343	14.727	49.211
67021000	Artificial flowers, foliage, fruit and parts thereof; of plastics	2	104	287	1.421
67029010	Artificial flowers, foliage, fruit and parts thereof; of paper	11	215	108	417
67029020	Artificial flowers, foliage, fruit and parts thereof; of textile materials	255	255	2.380	2.380
67029090	Artificial flowers, foliage, fruit and parts thereof; of other materials; other than of paper or of textile materials	3.863	14.021	44.125	288.237
67030000	Human hair, dressed, thinned, bleached or otherwise worked; wool or other animal hair or other textile materials, prepared for use in making wigs or the like	4.592	85.902	173.352	387.870
67041100	Complete wigs; of synthetic textiles materials	615.399	2.432.771	15.079.571	67.761.213
67041900	False beards, eyebrows and eyelashes, switches and the like; of synthetic textiles materials	79.933	560.512	5.535.705	33.216.353
67042000	Wigs, false beards, eyebrows and eyelashes, switches and the like; of human hair	52.588	183.283	6.417.233	30.069.554
67049000	Wigs, false beards, eyebrows and eyelashes, switches and the like; of other materials	54.642	256.734	3.270.164	15.019.077
68010000	Setts, curbstones and flagstones, of natural stone (except slate)	723.833	3.334.091	429.331	1.866.932
68021000	Tiles, cubes & similar, whether/not rectangular (incl square) the largest face of which is capable of being enclosed in a square the side of which is < 7 cm; artificially coloured granules, chippings & powder	392.509	2.226.137	503.267	2.499.000
68022100	Marble, travertine and alabaster; simply cut or sawn, with a flat or even surface	642.818	1.395.525	567.469	979.782
68022300	Granite; simply cut or sawn, with a flat or even surface	275	9.413	617	16.765
68022990	Other monumental or building stone and articles thereof, simply cut or sawn, with a flat or even surface; other than calcareous stone	1.755.815	6.991.787	1.330.704	5.848.390
68029110	Other articles monumental or building stone; marble	95.373	745.198	158.238	1.145.269
68029190	Other articles monumental or building stone; travertine and alabaster	9.287	90.461	15.682	183.368
68029200	Other articles monumental or building stone; other calcareous stone	21.049	112.232	27.783	147.764
68029390	Other articles monumental or building stone; granite; other than polished slabs	70.929	143.229	77.802	241.128
68029900	Other articles monumental or building stone; other stone; other than granite or calcareous stone or marble or travertine and alabaster)	966.125	5.264.445	1.113.562	5.788.935
68030000	Worked slate and articles of slate or of agglomerated slate	-	4.724	-	935
68041000	Millstones and grindstones for milling, grinding or pulping	402.640	1.807.852	1.226.662	5.843.571
68042100	Millstones, grindstones, grinding wheels and the like; of agglomerated synthetic or natural diamond	5.361	23.149	661.774	2.788.461
68042200	Millstones, grindstones, grinding wheels and the like; of other agglomerated abrasives or of ceramics	49.230	234.900	150.445	610.402

Tabel 3 : Ekspor Indonesia menurut Komoditi (Kode HS 8 digit)

Mei 2023

Kode H S	Uraian golongan barang	Berat bersih (Kg)		Nilai F.O.B. (U S \$)	
		Bulan ini	Kumulatif	Bulan ini	Kumulatif
(1)	(2)	(3)	(4)	(5)	(6)
68042300	Millstones, grindstones, grinding wheels and the like; of natural stone	19.673	113.398	40.663	246.146
68043000	Hand sharpening or polishing stones	224	294	211	5.363
68051000	Natural or artificial abrasive powder or grain on a base of woven textile fabric only	26.135	70.348	138.575	493.184
68052000	Natural or artificial abrasive powder or grain on a base of paper or paperboard only	11.000	15.761	51.208	80.165
68053000	Natural or artificial abrasive powder or grain on a base of other materials	7.330	25.102	38.523	161.098
68061000	Slag wool, rock wool and similar mineral wools in bulk or sheets or rolls	1.814.454	5.087.536	2.291.672	6.541.998
68069000	Mixture and article of heat or sound insulating or sound absorber mineral waters	35.636	147.410	103.849	374.186
68079010	Articles of asphalt or of similar material, not in rolls; tiles	4.152	8.903	1.667	4.407
68079090	Articles of asphalt or of similar material, not in rolls; other than tiles	40.698	62.411	20.520	43.469
68080020	Roofing tiles, of vegetable fibre, of straw or of shavings	-	1.632	-	164
68080040	Tiles, of vegetable fibre, of straw or of shavings; other than roofing tiles	22.739	151.297	112.168	847.681
68080099	Panels, boards, blocks and similar articles, of straw or of shavings, chips, particles, sawdust or other waste, of wood, agglomerated with cement, plaster or other mineral binders	222.972	786.747	126.901	468.666
68091100	Board, sheet, panels ,tiles and similiar, not ornamented, faced or reinforced with paper or paperboard only	2.125.359	13.196.074	458.009	2.658.850
68091990	Articles of plaster of compositions based on plaster; boards, sheets, panels; not ornamented	42.321	130.592	9.094	29.105
68099010	Dental moulds of plaster	6	31	31	468
68099090	Articles of plaster of compositions based on plaster; other than those of HS 68091100 - 68099010	884	7.472	1.087	3.195
68101100	Building blocks and bricks, of cement, of concrete or of artificial stone, whether or not reinforced	230.985	1.649.388	27.987	177.603
68101910	Tiles, of cement, of concrete or of artificial stone, whether or not reinforced	17.749	136.801	6.889	44.737
68101990	Flagstones, of cement, of concrete or of artificial stone, whether or not reinforced	205.121	928.276	175.073	835.345
68109190	Prefabricated structural components for building or civil engineering; other than building piles of concrete	696	39.520	1.921	66.122
68109900	Articles of cement,of concrete/of artificial stone,whether/not reinforced;oth than tiles,flagstones,bricks&similar articles oth than prefabricated structural components for building/civil engineering	675.617	3.708.324	1.123.745	5.948.570
68114010	Corrugated sheets containing asbestos	331.746	871.601	59.790	155.378
68114021	Floor or wall tiles containing plastics, containing asbestos	-	1	-	1
68114029	Sheets, panels, tiles and similar articles containing asbestos; other than floor or wall tiles containing plastics; other than for roofing facing or partitioning	60	422.750	99	235.737
68114030	Tubes or pipes containing asbestos	171	1.332	102	1.035
68114040	Tubes or pipes fittings containing asbestos	305	311	536	566
68114090	Articles of asbestos-cement, of cellulose fibre-cement or the like; containing asbestos; other than those of HS 68114010 - 68114050	-	15	-	158
68118100	Corrugated sheets not containing asbestos	826.560	3.214.709	161.700	633.298
68118220	Sheets, panels, tiles and similar articles not containing asbestos for roofing facing or partitioning	285.699	429.234	56.519	85.378
68118290	Sheets, panels, tiles and similar articles not containing asbestos; other than floor or wall tiles containing plastics; other than for roofing facing or partitioning	9.999.133	29.641.585	2.089.700	7.366.505
68118910	Tubes or pipes not containing asbestos	-	389	-	1.175

Tabel 3 : Ekspor Indonesia menurut Komoditi (Kode HS 8 digit)

Mei 2023

Kode H S	Uraian golongan barang	Berat bersih (Kg)		Nilai F.O.B. (U S \$)	
		Bulan ini	Kumulatif	Bulan ini	Kumulatif
(1)	(2)	(3)	(4)	(5)	(6)
68118930	Articles of asbestos-cement, of cellulose fibre-cement or the like; not containing asbestos; of a kind used for building construction of containing asbestos	-	37.116	-	5.950
68118990	Articles of asbestos-cement, of cellulose fibre-cement or the like; not containing asbestos; n.e.c. in heading 6811	1.016.126	2.607.136	247.398	644.515
68128020	Clothing of crocidolite fibres	20	245	204	1.764
68128050	Clothing accessories, footwear & headgear; fabricated crocidolite fibre; mix with a basis of crocidolite/crocidolite & magnesium carbonate; yarn & thread; cords & strings, whether/not plaited; woven fabrics	3	203	54	755
68129110	Clothing other than of crocidolite fibres	-	1.008	-	4.768
68129190	Clothing accessories, footwear and headgear, other than of crocidolite fibres	-	116	-	470
68129920	Floor or wall tiles, other than of crocidolite	-	366.972	-	56.253
68129951	Mixtures with a basis of asbestos or with a basis of asbestos and magnesium carbonate of a kind used for the manufacture of goods of heading 6813	7	7	90	90
68129990	Fabricated asbestos fibres and other mixtures with a basis of asbestos other than of crocidolite; n.e.c. in heading 6812	6.288	24.032	9.036	36.397
68132010	Brake lining and pad of friction material and articles, containing asbestos	40	1.503	1.707	31.845
68132090	Friction material and articles thereof, not mounted; containing asbestos; other than brake lining and pad	1.057	2.131	24.336	50.345
68138100	Brake lining and pad of friction material and articles, not containing asbestos	119.000	400.367	579.566	2.114.691
68138900	Friction material and articles thereof, not mounted; not containing asbestos; other than brake lining and pad	44.343	91.722	440.308	1.095.973
68141000	Plates, sheets, strips, of agglomerated or reconstituted mica, whether or not on a support	-	331	-	2.379
68149000	Worked mica and articles of mica whether or not on a support of paper, paperboard or other materials; other than plates, sheets and strips of agglomerated or reconstituted mica	213	386	723	1.255
68151100	Carbon fibres	-	481	-	18.100
68151200	Fabrics of carbon fibres	61	83	44	1.893
68151310	Yarn or thread of carbon fibres	5.947	17.662	6.060	17.233
68151390	Other than yarn or thread of carbon fibres	258	1.408	664	3.307
68151910	Yarn or thread of other carbon fibres	-	6	-	512
68151920	Bricks, paving slabs, floor tiles and similar articles of other carbon fibres	62.160	425.745	53.189	381.864
68151990	Articles of carbon fibres for non-electrical uses; other articles of graphite or other carbon for non-electrical uses; other than those of HS 68151100 - 68151920	46.848	179.047	37.230	156.180
68152000	Articles of peat	1	1	20	20
68159900	Articles of stone or of other mineral substances not containing magnesite, magnesia in the form of periclase, dolomite including in the form of dolime, or chromite	1.167.419	4.192.126	782.113	3.157.991
69010000	Bricks, blocks, tiles and other ceramic goods of siliceous fossil meals (for example, kieselguhr, tripolite or diatomite) or of similar siliceous earths	214.241	740.615	43.572	195.037
69021000	Refractory bricks, blocks, tiles and similar refractory ceramic constructional goods containing by weight, more than 50 % of the elements Mg, Ca or Cr, expressed as MgO, CaO or Cr2O3	-	39.803	-	58.010
69022000	Refractory bricks, blocks, tiles and similar refractory ceramic constructional goods containing by weight more than 50% of alumina (Al2O3), of silica (SiO2) of a mixture or compound of these products	-	36	-	9

Tabel 3 : Ekspor Indonesia menurut Komoditi (Kode HS 8 digit)

Mei 2023

Kode H S	Uraian golongan barang	Berat bersih (Kg)		Nilai F.O.B. (U S \$)	
		Bulan ini	Kumulatif	Bulan ini	Kumulatif
(1)	(2)	(3)	(4)	(5)	(6)
69029000	Refractory bricks, blocks, tiles and similar refractory ceramic constructional goods, other than those of siliceous fossil meals or similar siliceous earths; n.e.c. in heading 6902	379.380	1.619.857	108.759	419.229
69032000	Other refractory ceramic goods containing by weight more than 50 % of alumina (Al ₂ O ₃) or of a mixture or compound of alumina and of silica (SiO ₂)	-	444	-	1.925
69039000	Other refractory ceramic goods, other than those of siliceous fossil meals or of similar siliceous earths; n.e.c. in heading 6903	43.473	110.325	55.137	317.979
69041000	Ceramics building bricks	2.220	150.326	210	28.205
69049000	Flooring blocks, support or filler tiles and the like	519.830	1.607.209	139.481	366.339
69051000	Roofing tiles of ceramic	212.922	750.726	53.804	182.526
69059000	Chimney pot, cowl, chimney liner, architect ornament & other ceramic construction	7.030	100.983	5.170	49.912
69060000	Ceramic pipes, conduits ,guttering, pipe fittings	-	71	-	94
69072110	Lining tiles of a kind used for grinding mills, other than those of subheadings 690730 and 690740; unglazed; of a water absorption coefficient by weight not exceeding 0.5% :	31	3.161	62	34.265
69072121	Flag and paving,hearth/wall tile; unglazed other than of subheading 690730 & 690740 in a square the side of which is less than 7 cm and water absorption coefficient by weight not exceeding by 0.5%	-	4.947	-	666
69072122	Ceramic, wall tile, unglazed; large other than of subheading 690730 & 690740 in a square the side of which is less than 7 cm and water absorption coefficient by weight not exceeding by 0.5%	-	32.077	-	17.268
69072123	Flag and paving,hearth/wall tile; glazed other than of subheading 690730 & 690740 in a square the side of which is less than 7 cm and water absorption coefficient by weight not exceeding by 0.5%	399.035	1.605.323	90.364	351.059
69072124	Ceramic, wall tile, glazed; large other than of subheading 690730 & 690740 in a square the side of which is less than 7 cm and water absorption coefficient by weight not exceeding by 0.5%	79.458	456.741	16.510	103.794
69072191	Flag and paving,hearth/wall tile; unglazed other than of subheading 690730 & 690740 in a square the side of which is 7 cm or more and water absorption coefficient by weight not exceeding by 0.5%	222.622	496.305	81.824	170.798
69072192	Ceramic, wall tile, unglazed; large other than of subheading 690730 & 690740 in a square the side of which is 7 cm or more and water absorption coefficient by weight not exceeding by 0.5%	-	1.202	-	62
69072193	Flag and paving,hearth/wall tile; glazed other than of subheading 690730 & 690740 in a square the side of which is 7 cm or more and water absorption coefficient by weight not exceeding by 0.5%	2.451.418	9.180.952	1.155.130	4.339.269
69072194	Ceramic, wall tile, glazed; large other than of subheading 690730 & 690740 in a square the side of which is 7 cm or more and water absorption coefficient by weight not exceeding by 0.5%	3.276.281	12.914.863	1.164.532	4.309.975
69072213	Flag and paving,hearth/wall tile; glazed other than of subheading 690730 & 690740 in a square the side of which is < 7 cm and water absorption coefficient by weight exceeding 0.5% but not exceeding 10%	558.949	971.590	103.301	182.594
69072291	Flag and paving,hearth/wall tile; unglazed other than of subheading 690730 & 690740 in a square side of which is ≥ 7 cm and water absorption coefficient by weight exceeding 0.5% but not exceeding 10%	77.220	748.680	10.062	97.433

Tabel 3 : Ekspor Indonesia menurut Komoditi (Kode HS 8 digit)

Mei 2023

Kode H S	Uraian golongan barang	Berat bersih (Kg)		Nilai F.O.B. (U S \$)	
		Bulan ini	Kumulatif	Bulan ini	Kumulatif
(1)	(2)	(3)	(4)	(5)	(6)
69072293	Flag and paving,hearth/wall tile; glazed other than of subheading 690730 & 690740 in a square the side of which is ≥ 7 cm and water absorption coefficient by weight exceeding 0.5% but not exceeding 10%	4.167.787	18.863.519	769.116	3.277.939
69072294	Ceramic, wall tile, glazed; large other than of subheading 690730 & 690740 in a square the side of which is ≥ 7 cm and water absorption coefficient by weight exceeding 0.5% but not exceeding 10%	560.684	2.649.544	108.982	626.606
69072313	Flag and paving,hearth/wall tile; glazed other than of subheading 690730 & 690740 in a square the side of which is less than 7 cm and water absorption coefficient by weight exceeding 10%	3.978.887	12.825.046	857.290	2.671.913
69072393	Flag and paving,hearth/wall tile; glazed other than of subheading 690730 & 690740 in a square the side of which is ≥ 7 cm and water absorption coefficient bby weight exceeding 10%	414.659	1.605.094	138.964	421.829
69072394	Ceramic, wall tile, glazed; large other than of subheading 690730 & 690740 in a square the side of which is ≥ 7 cm and water absorption coefficient by weight exceeding 10%	6.841.534	19.165.525	1.167.710	3.615.311
69073011	Mosaic cubes and the like, other than subheading 690740; unglazed, having the largest face of which is capable of being enclosed in a square the side of which is less than 7 cm	-	0	-	1
69073099	Mosaic cubes and the like, other than subheading 690740, glazed; lhaving the largest face of which is capable of being enclosed in a square the side of which is 7 cm or more	-	3.236	-	9.560
69074010	Finishing ceramics of a kind used for lining grinding mills; unglazed	3.826	21.043	56.734	358.816
69074021	Finishing ceramics of other articles,having largest surface area visible after mounting is not exceeding 49 cm ² ; unglazed	45.440	107.689	14.836	37.066
69074022	Finishing ceramics of other articles,having largest surface area visible after mounting is not exceeding 49 cm ² ; glazed	-	36	-	18
69074092	Finishing ceramics of other articles,having largest surface area visible after mounting is more than 49 cm ² ; glazed	12.099	28.539	8.228	12.678
69091100	Ceramic of porcelain or china for laboratory, chemical other technical use	604.778	2.465.655	2.782.126	10.765.113
69091900	Ceramic wares for laboratory, chemical or other technical uses, other than articles having a hardness equivalent to 9 or more on the Mohs scale or of porcelain or china	639.723	2.686.372	7.336.886	28.167.731
69099000	Ceramic wares; pots, jars and similar articles of a kind used for the conveyance or packing of goods and ceramic troughs, tubs and similar receptacles used in agriculture	27.119	190.205	55.229	373.408
69101000	Ceramic sinks, wash basins, wash basin, of porcelain or china	1.142.954	5.998.329	2.606.210	13.156.333
69109000	Ceramic sinks, wash basins, wash basin, other than of porcelain or china	17.183	151.192	32.763	244.192
69111000	Tableware and kitchenware, of porclain or china	919.830	3.710.576	4.542.303	23.150.774
69119000	Other household articles and toilet articles, of porcelain or china	41.922	167.223	251.787	1.058.450
69120000	Ceramic tableware, kitchenware, other household articles and toilet articles, other than of porcelain or china	424.061	1.868.720	1.373.904	5.915.433
69131010	Ornamental cigarette box and ashtray, of porcelain or china	220	809	3.890	6.065
69131090	Statuettes and other ornamental ceramic articles, of porcelain or china; other than ornamental cigarette boxes and ashtrays	10.861	63.879	143.346	757.962
69139010	Ornamental cigarette box and ashtray, other than of porcelain or china	254	301	983	1.330

Tabel 3 : Ekspor Indonesia menurut Komoditi (Kode HS 8 digit)

Mei 2023

Kode H S	Uraian golongan barang	Berat bersih (Kg)		Nilai F.O.B. (U S \$)	
		Bulan ini	Kumulatif	Bulan ini	Kumulatif
(1)	(2)	(3)	(4)	(5)	(6)
69139090	Statuettes and other ornamental ceramic articles, other than of porcelain or china; other than ornamental cigarette boxes and ashtrays	83.135	389.059	360.120	1.118.029
69141000	Other ceramic articles, of porcelain or china	5.173	68.445	10.742	270.016
69149000	Other ceramic articles, other than of porcelain or china	125.024	1.064.647	197.927	1.250.939
70021000	Glass in balls	116	123	10	77
70023110	Fused quartz or fused silica of a kind used to manufacture vacuum tubes	12	12	738	738
70023190	Fused quartz or fused silica of a kind used to other than manufacture vacuum tubes	7	209	512	775
70023240	Glass in tubes, unworked, having a linear coefficient of expansion < 5x10-6 per Kelvin w/ temperature range of 0 oC to 300 oC; of clear neutral borosilicate glass,w/ diameter ≥ 3mm but < 22mm	30	36	10	40
70023290	Glass in tubes, unworked, having a linear coefficient of expansion not exceeding 5 x 10-6 per Kelvin within a temperature range of 0 oC to 300 oC, other than those of HS 70023210 - 70023240	-	1	-	105
70023920	Glass in tubes, unworked, of clear neutral borosilicate glass, with a diameter of 3 mm or more but not more than 22 mm	1.233	6.941	238	20.606
70023990	Glass in tubes, unworked, n.e.c. in heading 7002	415	2.646	14.675	68.680
70031210	Cast and rolled glass in non-wired sheet; colourd; opacified; flashed reflecting or non layer; optical glass, not optically worked	-	5	-	44
70031220	Cast & rolled glass in non-wired sheet; colourd; opacified; flashed reflecting or non layer; other than optical glass; in squares or rectangular shape, whether or not one or more corners have been cut	641	4.303	647	6.990
70031290	Cast & rolled glass in non-wired sheet; colourd; opacified; flashed reflecting or non layer; other than optical glass; other than in squares or rectangular shape	6.140	15.052	18.532	38.301
70031910	Cast and rolled glass in non-wired sheet; not coloured, opacified, flashed reflecting or non layer; optical glass, not optically worked	-	5	-	678
70031990	Cast & rolled glass in non-wired sheet; not coloured, opacified, flashed reflecting/ non layer; other than optical glass; other than in squares or rectangular shape	-	154.045	-	129.028
70032090	Cast glass and rolled glass in wired sheets; other than in squares or rectangular shape	-	3	-	139
70033010	Cast glass and rolled glass in profiles; in squares or rectangular shape, whether or not one or more corners have been cut	10	30	25	115
70033090	Cast glass and rolled glass in profiles; other than in squares or rectangular shape	455	786	930	1.793
70042090	Optical glass ; colourd throughout, opacified, flashed or having an absorbent, reflecting or non-reflecting layer; optically work; other than in squares or rectangular shape	-	3.836	-	165.335
70049020	Optical glass in squares or rectangular shape, whether or not one/more corners have been cut; not coloured, opacified, flashed /having an absorbent, reflecting/non-reflecting layer; optically worked	-	2	-	300
70049090	Optical glass; not coloured throughout, opacified, flashed or having an absorbent, reflecting or non-reflecting layer; optically work; other than in squares or rectangular shape	-	377	-	1.626
70051010	Optical float glass, not optically worked, having an absorbent, reflecting or non- reflecting layer	7.032.108	32.395.904	2.368.506	10.401.973
70051090	Non-wired glass, having an absorbent, reflecting or non- reflecting layer; other than optical float glass, not optically worked	3.631.608	13.420.539	2.891.903	10.155.123

Tabel 3 : Ekspor Indonesia menurut Komoditi (Kode HS 8 digit)

Mei 2023

Kode H S	Uraian golongan barang	Berat bersih (Kg)		Nilai F.O.B. (U S \$)	
		Bulan ini	Kumulatif	Bulan ini	Kumulatif
(1)	(2)	(3)	(4)	(5)	(6)
70052110	Optical float glass, not optically worked; coloured throughout, opacified, flashed or merely surface ground; not having an absorbent, reflecting or non- reflecting layer	9.017.677	32.561.868	4.055.423	14.066.361
70052190	Other non-wired glass; coloured throughout, opacified, flashed or merely surface ground; not having an absorbent, reflecting or non-reflecting layer	16.006.040	72.214.201	7.319.867	33.327.782
70052990	Other non-wired glass; not coloured throughout, opacified, flashed or merely surface ground; not having an absorbent, reflecting or non- reflecting layer	1.453.820	10.626.837	602.274	3.770.767
70053090	Wired glass, other than in squares or rectangular shape, whether or not one or more corners have been cut	-	5.596	-	17.613
70060090	Glass of heading 7003, 7004 or 7005, bent, edge-worked, engraved, drilled, enamelled or otherwise worked, but not framed or fitted with other materials; other than optical glass	6.565	32.311	23.640	102.534
70071110	Toughened (tempered) safety glass suitable for vehicles of chapter 87	557.156	2.177.414	1.744.743	6.832.938
70071190	Toughened (tempered) safety glass suitable other than of chapter 87 and 88	227	304	60	768
70071910	Toughened (tempered) safety glass suitable for machine of heading 8429 or 8430	-	8	-	163
70071990	Toughened (tempered) safety glass suitable for other machinery	49.305	247.237	81.050	441.027
70072110	Laminated safety glass suitable for vehicles of chapter 87	547.605	2.038.107	1.143.808	4.315.702
70072990	Laminated safety glass suitable for other machinery	133.641	518.994	114.256	677.506
70080000	Multiple-walled insulating units of glass	109.972	424.323	264.597	1.067.524
70091000	Rear-view mirrors for vehicles	29.407	125.274	659.323	2.233.259
70099100	Unframed glass mirrors	1.099.538	5.191.330	803.799	3.897.870
70099200	Framed glass mirrors	138.414	736.644	819.294	4.057.758
70101000	Ampoules of glass	32.547	134.460	319.524	1.368.119
70102000	Stoppers, lids and other closures of glass	-	91	-	831
70109040	Bottles and phials, of a kind used for antibiotics, serums and other injectable liquids; bottles of a kind used for intravenous fluids	267.961	920.960	2.042.842	8.091.869
70109091	Flasks, jars, pots, and other containers, of glass, of a kind used for the conveyance or packing of goods; preserving jars of glass; of a capacity exceeding 1 l	12.544	12.796	7.279	8.188
70109099	Flasks, jars, pots, and other containers, of glass, of a kind used for the conveyance or packing of goods; preserving jars of glass; of a capacity not exceeding 1 l	1.762.168	11.407.972	957.817	6.031.363
70111010	Glass envelops for electric lighting; stems	-	21	-	1.243
70111090	Glass envelops for electric lighting; other than stems	265	696	6.082	14.672
70112000	Glass envelops for cathode-ray tubes	9	85	205	776
70119000	Glass envelopes (including bulbs and tubes), open, and glass parts thereof, without fittings; other than in subheading 701110 - 701112	-	9	-	305
70131000	Glassware of a kind used for table, kitchen, toilet, office, indoor decoration or similar purposes (other than that of heading 7010 or 7018), of glass-ceramic	7.142	38.976	24.507	71.220
70132800	Stemware drinking glasses, other than of glass ceramics; other than of lead crystal	133.637	514.430	138.602	522.015
70133300	Drinking glasses, other than glass ceramics; of lead crystal	-	865	-	3.524
70133700	Drinking glasses, other than of glass ceramics; other than of lead crystal	201.996	1.661.158	137.061	1.308.545
70134100	Glassware of a kind used for table (other than drinking glasses) or kitchen purposes, other than glass ceramics; of lead crystal	-	378	-	4.079
70134200	Glassware of a kind used for table (oth than drinking glasses)/kitchen purposes, oth than glass ceramics; of glass, linear coefficient of expansion $\leq 5 \times 10^{-6}$ per Kelvin, temperature of 0 oC to 300 oC	147	340.966	448	214.337

Tabel 3 : Ekspor Indonesia menurut Komoditi (Kode HS 8 digit)

Mei 2023

Kode H S	Uraian golongan barang	Berat bersih (Kg)		Nilai F.O.B. (U S \$)	
		Bulan ini	Kumulatif	Bulan ini	Kumulatif
(1)	(2)	(3)	(4)	(5)	(6)
70134900	Glassware of a kind used for table (other than drinking glasses) or kitchen purposes, other than of glass-ceramics; other than those in HS 70134100 - 70134200	4.244.803	15.100.094	3.221.463	11.297.275
70139100	Glassware of a kind used for table, kitchen, toilet, office, indoor decoration or similar purposes; other than those of subheading 701310 - 701349; of lead crystal	33	57	8.600	10.675
70139900	Glassware of a kind used for table, kitchen, toilet, office, indoor decoration or similar purposes; other than those of subheading 701310 - 701349; other than of lead crystal	299.752	1.147.096	814.821	3.458.553
70140010	Signalling glassware and optical elements of glass (other than those of heading 7015), not optically worked, of a kind suitable for use in motor vehicles	-	3	-	115
70140090	Signalling glassware and optical elements of glass (other than those of heading 7015), not optically worked, other than of a kind suitable for use in motor vehicles	734	2.916	342.398	1.227.228
70151000	Glasses for corrective spectacles	4	280	247	13.683
70159010	Clock or watch glasses	1	1	10	10
70159090	Glasses for non-corrective spectacles, curved, bent, hollowed or the like, not optically worked; hollow glass spheres and their segments, for the manufacture of such glasses	5	8	10	301
70161000	Glass cubes and other glass smallwares, whether or not on a backing, for mosaics or similar decorative purposes	743	3.114	15.922	60.209
70169000	Paving blocks, slabs, bricks, squares, tiles and other articles of pressed glass, whether or not wired, for building purposes; leaded lights; multicellular/foam glass in blocks, panels, plates, shells/similar forms	1.950.547	11.538.967	869.293	4.986.681
70171010	Quartz reactor tubes and holders designed for insertion into diffusion and oxidation furnaces for production of semiconductor wafers	-	7	-	3.069
70172000	Laboratory, hygienic/pharmaceutical glassware, whether or not graduated/calibrated; of other glass having a linear coefficient of expansion $\leq 5 \times 10^{-6}$ per Kelvin within a temperature range of 0 oC to 300 oC	7.367	24.859	133.131	502.919
70179000	Laboratory, hygienic or pharmaceutical glassware, whether or not graduated or calibrated; n.e.c. in heading 7017	16.666	42.551	213.277	581.484
70181010	Glass beads	276	4.523	1.576	28.067
70181090	Imitation pearls, imitation precious or semi-precious stones and similar glass smallwares	521	4.444	7.420	171.526
70182000	Glass microspheres not exceeding 1 mm in diameter	14	1.630	1.800	18.655
70189010	Glass eyes other than prosthetic articles	64	3.447	417	6.752
70189090	Statuettes and other ornaments of lamp-worked glass, other than imitation jewellery	124	1.263	867	13.398
70191200	Rovings	-	188.430	-	120.709
70191300	Other yarn, slivers	-	250	-	1.420
70191500	Chemically bonded mats	2.842	10.644	45.706	146.851
70191900	Glass fibres and articles thereof; slivers, rovings, yarn and chopped strands and mats thereof, other than in subheading 701911 to 701915	1	26.560	777	111.145
70196100	Closed woven fabrics of rovings; mechanically bonded fabrics	-	28.400	-	41.416
70196400	Closed woven fabrics, plain weave, of yarns, coated or laminated; mechanically bonded fabrics	2.958	9.744	22.434	75.563
70196600	Open woven fabrics of a width exceeding 30 cm; mechanically bonded fabrics	47.640	158.250	134.629	585.805
70196900	Glass fibres and articles thereof; mechanically bonded fabrics, other than those of subheading 701961 - 701966	-	150	-	1.286
70197100	Veils (thin sheets); chemically bonded fabrics	6	6	168	168
70199030	Glass fibre, excluding glass wool	-	441	-	1.495
70199090	Glass fibres and articles thereof; other than those of HS 70191100 - 70199050	15.237	54.787	88.857	380.723

Tabel 3 : Ekspor Indonesia menurut Komoditi (Kode HS 8 digit)

Mei 2023

Kode H S	Uraian golongan barang	Berat bersih (Kg)		Nilai F.O.B. (U S \$)	
		Bulan ini	Kumulatif	Bulan ini	Kumulatif
(1)	(2)	(3)	(4)	(5)	(6)
70200011	Glass moulds, of a kind used for the manufacture of acrylic goods	1.012	5.658	6.499	16.941
70200019	Glass moulds, of a kind other than used for the manufacture of acrylic goods	29.201	92.536	80.275	276.808
70200030	Glass inners for vacuum flasks or other vacuum vessels	891	2.510	3.788	8.954
70200040	Evacuated tubes for solar energy collectors	400	405	57	107
70200090	Other articles of glass; n.e.c in heading 7020	37.987	172.566	159.691	570.944
71012100	Unworked cultured pearls	1.639	4.018	18.266.582	47.208.834
71012200	Worked cultured pearls	57	68	582.300	716.668
71022900	Industrial diamond, worked	1	1	929.582	1.344.805
71023900	Non-industrial diamond, worked	-	0	-	172.581
71031090	Precious stones (other than diamonds) and semi-precious stones, unworked or simply sawn or roughly shaped; other than rubies or jade	-	361	-	14.785
71039190	Sapphires and emeralds, worked	-	34	-	1.944
71039900	Precious stones (other than diamonds) and semi-precious stones, worked; other than rubies, sapphires and emeralds	8.841	42.283	104.015	663.377
71041020	Piezo-electric quartz, worked	-	19	-	4.355
71042100	Synthetic or reconstructed diamonds, unworked or simply sawn or roughly shaped	0	1	760	1.662
71049100	Synthetic or reconstructed diamonds, worked	-	24	-	81.675
71049900	Synthetic or reconstructed precious or semi-precious stones, other than diamonds, worked	79	83	3.129	3.291
71051000	Dust and powder of diamonds	-	0	-	8
71059000	Dust and powder of natural or synthetic precious or semi- precious stones, other than of diamonds	-	1	-	1
71069100	Silver, unwrought	8.838	50.992	6.707.059	36.925.051
71070000	Base metals clad with silver, not further worked than semi-manufactured	-	7	-	1.856
71081210	Non-monetary gold in unwrought forms; in lumps, ingots or cast bars	1.268	5.380	81.274.461	334.648.582
71081290	Non-monetary gold in unwrought forms; other than in lumps, ingots or cast bars	-	1	-	1.565
71101190	Platinum, unwrought or in powder form; other than in lumps, ingots, cast bars or in powder form	-	1	-	1
71123000	Ash containing precious metal or precious metal compounds	38.000	144.658	13.600	50.584
71129100	Waste and scrap of gold, including metal clad with gold but excluding sweepings containing other precious metals	139	157	35.902	289.870
71129200	Waste and scrap of platinum, including metal clad with platinum but excluding sweepings containing other precious metals	1.334	4.006	354.960	811.483
71129910	Waste and scrap of silver, including metal clad with silver but excluding sweepings containing other precious metals	5.377	27.328	421.526	2.431.566
71129990	Waste & scrap of precious metal (oth than of gold, platinum, silver);waste&scrap containing precious metal/metal compounds,principally for the recovery of precious metal oth than goods of heading 8549	189.518	666.630	187.384.423	600.539.992
71131110	Part of silver jewellery, whether or not plated or clad with precious metal	168	792	469.372	2.611.381
71131190	Articles of silver jewellery other than its parts, whether or not plated or clad with precious metal	9.971	42.516	8.314.273	34.295.704
71131910	Part of other precious metal jewellery (other than of silver), whether or not plated or clad with precious metal	1.559	2.908	94.811.602	172.800.926
71131990	Articles of other precious metal jewellery (other than its parts), other than of silver, whether or not plated or clad with precious metal	4.110	44.194	174.172.300	2.281.494.712
71132090	Articles of base metal jewellery, other than its parts, clad with precious metal	151	569	29.095	93.877
71141100	Articles of silversmiths' wares and parts there of, whether or not plated or clad with other precious metal	24	209	29.506	110.378

Tabel 3 : Ekspor Indonesia menurut Komoditi (Kode HS 8 digit)

Mei 2023

Kode H S	Uraian golongan barang	Berat bersih (Kg)		Nilai F.O.B. (U S \$)	
		Bulan ini	Kumulatif	Bulan ini	Kumulatif
		(1)	(2)	(3)	(4)
71141900	Articles of goldsmiths' wares and parts there of, whether or not plated or clad with other precious metal	-	1.010	-	48.557.995
71151000	Catalysts in the form of wire cloth or grill, of platinum	152	455	54	2.850
71159010	Other articles of gold or silver	3	15	15.758	26.209
71159090	Other articles of precious metal or of metal clad with precious metal; other than catalysts in the form of wire cloth/grill, of platinum; other than of gold/silver, or of metal clad with gold/ silver	-	1	-	662
71161000	Articles of natural or cultured pearl	-	247	-	2.218
71162000	Articles of precious or semi-precious stones (natural, synthetic or reconstructed)	92	418	1.827	22.127
71171110	Imitation jewellery of base metal, whether or not plated with precious metal; parts of cuff-links and studs	33	145	694	5.086
71171190	Imitation jewellery of base metal, whether or not plated with precious metal; cuff-links and studs; other than its parts	8.114	37.295	363.750	2.590.110
71171910	Imitation jewellery of base metal, whether or not plated with precious metal; other than cuff-links and studs; bangles	24	164	397	28.267
71171920	Imitation jewellery of base metal, whether or not plated with precious metal; other than cuff-links and studs; other than bangles	11.063	50.515	445.559	1.911.884
71171990	Part of imitation jewellery of base metal, whether or not plated with precious metal; other than parts of cuff-links and studs	8.082	42.233	338.091	2.256.287
71179010	Imitation jewellery; other than of base metal; bangles	78	255	1.287	10.758
71179020	Imitation jewellery; other than of base metal; other than bangles	1.107	6.931	80.052	289.380
71179094	Parts of imitation jewelry; wholly of plastics, glass, wood, worked tortoise shell, ivory, bone, horn, coral, mother-of-pearl, oth animal carving material, worked vegetable/mineral carving material/ of porcelain	13.350	89.621	27.108	168.762
71179099	Part of imitation jewellery, other than of base metal; other than those of HS 71179094	27.452	85.606	255.446	1.385.216
71181090	Coin (other than gold coin), not being legal tender; other than silver coin	1	224	10	6.622
71189010	Gold coin, whether or not legal tender	566	1.402	10.370	24.470
71189090	Coin, whether or not legal tender; other than gold coin or silver coin	53	97	1.742	3.171
72015000	Alloy pig iron; spiegeleisen	-	25.283.881	-	22.226.147
72022100	Ferro- silicon containing by weight more than 55 % silicon	-	623.300	-	995.910
72023000	Ferro-silico-manganese	1.328.180	3.893.760	1.480.980	4.427.364
72026000	Ferro-nickel	668.537.835	2.934.052.610	1.170.539.154	5.974.794.569
72029900	Ferro-alloys; n.e.c. in heading 7202	-	3.300	-	9.752
72041000	Waste and scrap of cast iron	278.654	470.589	220.405	361.202
72042100	Waste and scrap of alloy steel; of stainless steel	4.339.144	13.065.653	6.106.026	19.694.555
72042900	Waste and scrap, of alloy steel; other than of stainless steel	15	15	3	3
72044900	Waste and scrap of iron or steel; other than turning, shaving, chip, milling waste, sawdust, filing, trimming and stamping, whether or not in bundle	136.370	655.551	59.795	360.386
72045000	Remelting scrap ingots of iron or steel	4	4	0	0
72051000	Granules, of pig iron, spiegeleisen, iron or steel	-	2.352	-	2.279
72052100	Powders of alloy steel	-	33.000	-	1.880
72052900	Powders, of pig iron, spiegeleisen, iron or steel; other than of alloy steel	-	79.953	-	189.281
72061010	Iron and non-alloy steel in ingots or other primary forms other than iron heading of 7203, containing by weight more than 06% of carbon	-	0	-	30

Tabel 3 : Ekspor Indonesia menurut Komoditi (Kode HS 8 digit)

		Mei 2023			
Kode H S	Uraian golongan barang	Berat bersih (Kg)		Nilai F.O.B. (U S \$)	
		Bulan ini	Kumulatif	Bulan ini	Kumulatif
(1)	(2)	(3)	(4)	(5)	(6)
72061090	Iron and non-alloy steel in ingots or other primary forms other than iron heading of 7203, containing by weight not more than 06% of carbon	-	1	-	1
72069000	Iron and non-alloy steel in primary forms other than iron heading of 7203, other than ingot	8.005	52.357	135.376	522.583
72071100	Semi-finished products of iron or non-alloy steel; containing by weight < 0.25 % of carbon; of rectangular (including square) cross-section, the width measuring less than twice the thickness	34.832.960	315.943.300	19.804.532	173.608.060
72071210	Semi-finished products of iron or non-alloy steel slabs; containing by weight < 0.25% of carbon; of rectangular (other than square) cross-section, the width measuring less than twice the thickness	20.476.748	250.170.448	12.316.043	151.620.342
72071290	Semi-finished products of iron/non-alloy steel oth than slabs; containing by weight < 0.25% of carbon;of rectangular (other than square) cross-section,the width measuring less than twice the thickness	2.396	7.034	12.135	41.448
72071900	Semi-finished products of iron or non-alloy steel; containing by weight < 0.25 % of carbon; other than of rectangular cross-section, the width measuring less than twice the thickness	1.262	13.584	5.618	24.514
72072010	Semi-finished products of iron or non-alloy steel slabs; containing by weight ≥ 0.25 % but < 0.6 % of carbon	49.911.240	49.911.240	30.412.000	30.412.000
72072029	Other than blocks roughly shaped by forging; sheet bars, not slabs; containing by weight ≥ 0.25 % but < 0.6 % of carbon	20.984.300	260.685.060	11.824.653	141.540.716
72072092	Blocks roughly shaped by forging; sheet bars, not slabs; containing by weight ≥ 0.6 % of carbon	-	2.453	-	12.769
72072099	Other than blocks roughly shaped by forging; sheet bars, not slabs; containing by weight ≥ 0.6 % of carbon	-	120	-	500
72081000	Flat-rolled products of iron or non-alloy steel in coils, of a width ≥ 600 mm; not further worked than hot-rolled, with patterns in relief, not clad, plated or coated	-	150	-	120
72082600	Flat-rolled products of iron or non-alloy steel in coils, of a width ≥ 600 mm; of a thickness ≥ 3 mm but < 4.75 mm; not further worked than hot-rolled, pickled, not clad, plated or coated	-	39.410	-	49.884
72082711	Flat-rolled products of iron or non-alloy steel in coils, of a width ≥ 600mm; of a thickness < 2mm; containing carbon ≥ 0.6%; not further worked than hot-rolled, pickled, not clad, plated or coated	-	18	-	1.426
72083600	Flat-rolled products of iron or non-alloy steel in coils, of a width ≥ 600 mm; of a thickness > 10 mm; not further worked than hot-rolled, not clad, plated or coated	1.272.180	17.689.616	921.304	10.539.506
72083700	Flat-rolled products of iron or non-alloy steel in coils, of a width ≥ 600 mm; of a thickness ≥ 4.75 mm but ≤ 10 mm; not further worked than hot-rolled, not clad, plated or coated	27.119.180	69.425.019	19.722.732	44.554.912
72083800	Flat-rolled products of iron or non-alloy steel in coils, of a width ≥ 600 mm; of a thickness ≥ 3 mm but < 4.75 mm; not further worked than hot-rolled, not clad, plated or coated	13.382.180	81.712.368	9.651.145	52.137.735
72083990	Flat-rolled products of iron or non-alloy steel in coils, of a width ≥ 600mm; of a thickness > 1,5mm but < 3mm; containing carbon ≥ 0.6%; not further worked than hot-rolled, not clad, plated/coated	6.730.740	109.709.614	4.854.854	69.089.615
72084000	Flat-rolled products of iron or non-alloy steel in coils, of a width ≥ 600 mm; not in coils, not further worked than hot-rolled, with patterns in relief, plated or coated	-	755	-	394
72085100	Flat-rolled products of iron or non-alloy steel not in coils, of a width ≥ 600 mm; of a thickness > 10 mm; not further worked than hot-rolled, not clad, plated or coated	47.509.709	199.762.517	39.556.642	153.943.653

Tabel 3 : Ekspor Indonesia menurut Komoditi (Kode HS 8 digit)

Mei 2023

Kode H S	Uraian golongan barang	Berat bersih (Kg)		Nilai F.O.B. (U S \$)	
		Bulan ini	Kumulatif	Bulan ini	Kumulatif
(1)	(2)	(3)	(4)	(5)	(6)
72085200	Flat-rolled products of iron or non-alloy steel not in coils, of a width \geq 600 mm; of a thickness \geq 4.75 mm but \leq 10 mm; not further worked than hot-rolled, not clad, plated or coated	15.861.824	54.244.404	13.603.172	42.386.455
72085300	Flat-rolled products of iron or non-alloy steel not in coils, of a width \geq 600 mm; of a thickness \geq 3 mm but $<$ 4.75 mm; not further worked than hot-rolled, not clad, plated or coated	-	68.957	-	8.208
72085490	Flat-rolled products of iron/non-alloy steel not in coils, of a width \geq 600mm; of a thickness $>$ 0.17mm but $<$ 3mm; containing carbon $<$ 0.6%; not further worked than hot-rolled,not clad,plated/coated	-	2.309	-	2.856
72089090	Flat-rolled products of iron/non-alloy steel,other than coil and not coils, of a width \geq 600 mm; other than with of a thickness \leq 0.17mm and containing carbon $<$ 0.6%; hot-rolled,not clad,plated/coated	11.475	136.920	7.084	146.493
72091690	Flat-rolled products of iron or non-alloy steel in coil; of a width $>$ 1,250 mm; of a thickness $>$ 1 mm but $<$ 3 mm; not further worked than cold-rolled, not clad, plated or coated	-	17.120	-	52.018
72091710	Flat-rolled products of iron or non-alloy steel in coil; of a width \geq 600 mm but \leq 1,250 mm; of a thickness \geq 0.5 but \leq 1 mm; not further worked than cold-rolled, not clad, plated or coated	-	487.530	-	335.096
72092710	Flat-rolled products of iron or non-alloy steel not in coil; of a width \geq 600 mm and \leq 1,250 mm; of a thickness \geq 0.5 but \leq 1 mm; not further worked than cold-rolled, not clad, plated or coated	-	2.732	-	23.438
72092890	Flat-rolled products of iron/non-alloy steel not in coil,oth than tin-mil blackplate;of width \geq 600mm;carbon $<$ 0.6%&of thickness $>$ 0.17mm but $<$ 0.5mm;not further worked than cold-rolled,not clad,plated/coated	-	0	-	50
72101190	Flat-rolled products of iron or non-alloy steel, of a width \geq 600 mm, clad, plated or coated with tin; of a thickness \geq 0.5 mm; containing by weight $<$ 0.6 % of carbon	-	8.483	-	14.618
72101290	Flat-rolled products of iron or non-alloy steel, of a width \geq 600 mm, clad, plated or coated with tin; of a thickness $<$ 0.5 mm; containing by weight $<$ 0.6 % of carbon	17.381	17.522	43.786	48.782
72103019	Flat-rolled products of iron or non-alloy steel, of a width \geq 600 mm, clad, electrolytically plated or coated with zinc; containing by weight $<$ 0.6 % of carbon; of a thickness $>$ 1.5 mm	2.017	5.901	48.048	146.640
72103099	Flat-rolled products of iron or non-alloy steel, of a width \geq 600 mm, clad, electrolytically plated or coated with zinc; containing by weight \geq 0.6 % of carbon; of a thickness $>$ 1.2 mm	-	5.153	-	5.097
72104119	Flat-rolled products of iron or non-alloy steel, of a width \geq 600 mm, clad, otherwise plated or coated with zinc; corrugated; containing by weight $<$ 0.6 % of carbon; of a thickness $>$ 1.5 mm	59.732	59.732	3.172	3.172
72104199	Flat-rolled products of iron or non-alloy steel, of a width \geq 600 mm, clad, otherwise plated or coated with zinc; corrugated; containing by weight \geq 0.6 % of carbon; of a thickness $>$ 1.2 mm	-	1.135	-	385
72104911	Flat-rolled products of iron/non-alloy steel,of a width \geq 600mm,clad,plated/coated w/ zinc by the iron-zinc alloyed coating method;oth than corrugated;by weight $<$ 0,04% of carbon&of a thickness \leq 1.2mm	52.573	179.628	119.370	399.520
72104917	Flat-rolled products of iron/non-alloy steel, of a width \geq 600 mm, clad, plated/coated with zinc; oth than corrugated; by weight $<$ 0.6 % of carbon & of a thickness \leq 1.2 mm	5.745.320	14.114.268	5.971.673	14.785.544

Tabel 3 : Ekspor Indonesia menurut Komoditi (Kode HS 8 digit)

Mei 2023

Kode H S	Uraian golongan barang	Berat bersih (Kg)		Nilai F.O.B. (U S \$)	
		Bulan ini	Kumulatif	Bulan ini	Kumulatif
(1)	(2)	(3)	(4)	(5)	(6)
72104919	Flat-rolled products of iron/non-alloy steel, of a width \geq 600 mm, clad, plated/coated with zinc; oth than corrugated; by weight < 0.6 % of carbon & of a thickness > 1.5 mm	-	10.853	-	10.747
72105000	Flat-rolled products of iron or non-alloy steel, of a width \geq 600 mm, clad, plated or coated with chromium oxides or with chromium and chromium oxides	374.811	2.752.348	635.426	4.219.042
72106111	Flat-rolled products of iron or non-alloy steel, of a width \geq 600 mm, clad, plated or coated with aluminium-zinc alloys; by weight < 0.6 % of carbon; of a thickness \leq 1.2 mm	197.987.834	200.399.395	2.147.171	4.316.461
72106199	Flat-rolled products of iron or non-alloy steel, of a width \geq 600 mm, clad, plated or coated with aluminium-zinc alloys; by weight \geq 0.6 % of carbon; of a thickness > 1.2 mm & other than corrugated	-	1.675	-	445
72106999	Flat-rolled products of iron or non-alloy steel, of a width \geq 600 mm, clad, other than plated or coated with aluminium-zinc alloys; by weight \geq 0.6 % of carbon; of a thickness > 1.2 mm	-	154.399	-	116.454
72107012	Flat-rolled products of iron or non-alloy steel, of a width \geq 600 mm, clad, painted after coating with zinc; varnished or coated with plastics; by weight < 0.6 % of carbon & of a thickness \leq 1.5 mm	-	4	-	10
72107013	Flat-rolled products of iron/non-alloy steel, of a width \geq 600mm,clad,painted after coating with aluminium-zinc alloys; varnished/coated w/ plastics; by weight < 0.6% of carbon&of a thickness \leq 1.5mm	-	158.347	-	147.263
72107019	Flat-rolled products of iron/non-alloy steel,of width \geq 600mm,clad,painted oth than after coating w/ zinc/aluminium-zinc alloys;varnished/coated w/ plastic;by weight<0.6% of carbon&of thickness \leq 1.5mm	700.040	1.895.005	1.355.981	3.601.064
72107021	Flat-rolled products of iron or non-alloy steel, of a width \geq 600 mm, clad, painted, varnished or coated with plastics; by weight < 0.6 % of carbon	18	539	189	7.706
72109010	Flat-rolled products of iron or non-alloy steel, of a width \geq 600 mm; clad, plated or coated other than in HS 72101110 - 72107091; by weight < 0.6 % of carbon and of thickness \leq 15 mm	-	53.517	-	63.073
72109090	Flat-rolled products of iron or non-alloy steel, of a width \geq 600 mm; clad, plated or coated other than in HS 72101110 - 72107091; by weight < 0.6 % of carbon and of thickness > 15 mm	11.201	11.382	28.394	28.485
72111314	Flat-rolled products of iron/non-alloy steel,not clad, plated/coated;hot-rolled;rolled on four faces or in a closed box pass, width > 150mm, thick \geq 4mm; weight < 0.6% carbon; universal plates	1	1	7	7
72111319	Flat-rolled products of iron/non-alloy steel,not clad,plated;hot-rolled;rolled 4 faces/in a closed box pass,width>150mm,thick \geq 4mm;weight<0.6%carbon;oth than corrugated,hoop&strip,universal plates	129	656.205	224	1.729.947
72111399	Flat-rolled products of iron/non-alloy steel,not clad,plated/coated;hot-rolled;rolled 4 faces/in a closed box pass,width>150mm,thick \geq 4mm; weight \geq 0.6% carbon;oth than hoop & strip,universal plates	-	125	-	75
72111417	Flat-rolled products of iron/non-alloy steel, not clad, plated or coated; hot-rolled;oth than rolled on four faces or in a closed box pass; thick \geq 4.75mm; weight < 0.6% carbon; universal plates	-	84	-	108
72111919	Flat-rolled products of iron/non-alloy steel,not clad, plated/coated,width<600mm;hot-rolled;oth than rolled on 4 faces;weight < 0.6% carbon;oth than hoop & strip,universal plates, corrugated	-	6.845	-	8.664

Tabel 3 : Ekspor Indonesia menurut Komoditi (Kode HS 8 digit)

Mei 2023

Kode H S	Uraian golongan barang	Berat bersih (Kg)		Nilai F.O.B. (U S \$)	
		Bulan ini	Kumulatif	Bulan ini	Kumulatif
(1)	(2)	(3)	(4)	(5)	(6)
72111999	Flat-rolled products of iron/non-alloy steel,not clad, plated/coated,width<600mm;hot-rolled;oth than rolled on 4 faces;weight ≥ 0.6% carbon;oth than hoop & strip,universal plates	-	24.369	-	31.351
72112390	Flat-rolled products of iron/non-alloy steel, not clad, plated/coated, width<600mm; cold-rolled; weight < 0.25% carbon; oth than corrugated; oth than hoop&strip width ≤400 mm; oth than thick ≤ 0.17mm	-	40.800	-	21.624
72119099	Flat-rolled products of iron/non-alloy steel,not clad, plated/coated; further worked than hot-rolled or cold-rolled; weight ≥ 0.6% carbon; of a thickness of > 0.17 mm	-	5.045	-	16.522
72121019	Flat-rolled products of iron/non-alloy steel; plated/coated with tin; weight < 0.6 % of carbon; other than hoop & strip of a width ≤ 25 mm or of a width > 400 mm	-	6.598	-	6.962
72122090	Flat-rolled products of iron/non-alloy steel; electrolytically plated/coated with zinc; other than hoop&strip, of a width ≤ 400 mm; other than containing by weight < 0.6 % of carbon & of thick ≤ 15 mm	-	0	-	1
72123012	Flat-rolled products of iron/non-alloy steel; otherwise plated or coated with zinc; weight < 0.6 % of carbon; hoop and strip, of a width > 25 mm and ≤ 400 mm	6.846	19.272	8.733	22.056
72123013	Flat-rolled products of iron/non-alloy steel; otherwise plated or coated with zinc; weight < 0.6 % of carbon; other than hoop and strip; of a thickness of ≤ 15 mm	-	553.309	-	624.063
72123019	Flat-rolled products of iron/non-alloy steel;otherwise plated/coated with zinc; weight<0.6% of carbon;oth than hoop&strip;oth than of thick≤15 mm;oth than coated zinc/iron-zinc alloy coating method	-	0	-	6
72125014	Flat-rolled products of iron/non-alloy steel; plated/coated with chromium oxides/with chromium&chromium oxides; hoop and strip, of a width > 25 mm; universal plates	-	167	-	365
72125019	Flat-rolled products of iron/non-alloy steel; plated/coated with chromium oxides/with chromium&chromium oxides; other than hoop and strip, of a width > 25 mm; universal plates	-	14	-	77
72125024	Flat-rolled products of iron/non-alloy steel; plated/coated with aluminium-zinc alloys; hoop and strip, of a width > 25 mm; universal plates	252.575	1.164.134	265.156	1.130.921
72125029	Flat-rolled products of iron/non-alloy steel; plated/coated with aluminium-zinc alloys; other than hoop and strip; other than universal plate	-	474.231	-	395.659
72125099	Flat-rolled products of iron/non-alloy steel; other than plated/coated with chromium oxides/with chromium&chromium oxides/with aluminium-zinc alloys;other than hoop & strip;other than universal plate	-	106.847	-	74.842
72126019	Flat-rolled products of iron/non-alloy steel; clad; weight < 0.6 % of carbon; other than hoop andstrip; other than of a thickness of ≤ 15 mm	-	3	-	0
72131010	Bars & rods, hot-rolled, in irregularly wound coils, of iron or non-alloy steel; containing indentations, ribs, grooves or other deformations; of circular cross-section measuring ≤ 50 mm in diameter	6.000	13.045	494	4.095
72131090	Bars & rods, hot-rolled, in irregularly wound coils, of iron or non-alloy steel; containing indentations, ribs, grooves or other deformations; of circular cross-section measuring > 50 mm in diameter	-	491	-	845
72132000	Bars & rods, hot-rolled, in irregularly wound coils, of iron or non-alloy steel; other than containing indentations, ribs, grooves or other deformations; of free-cutting steel	151.685	753.061	108.758	588.934

Tabel 3 : Ekspor Indonesia menurut Komoditi (Kode HS 8 digit)

Mei 2023

Kode H S	Uraian golongan barang	Berat bersih (Kg)		Nilai F.O.B. (U S \$)	
		Bulan ini	Kumulatif	Bulan ini	Kumulatif
		(1)	(2)	(3)	(4)
72139110	Bars&rods,hot-rolled,irregularly wound coils;oth than contain indentations,ribs,grooves;oth than of free-cutting steel;circular cross-section<14mm diameter;for producing soldering sticks	93.250	1.365.443	73.358	1.125.424
72139120	Bars&rods,hot-rolled,irregularly wound coils;oth than contain indentations,ribs,grooves;oth than of free-cutting steel;circular cross-section<14mm diameter;for concrete reinforcement/rebars	304.170	1.501.460	212.771	1.014.865
72139130	Bars&rods,hot-rolled,irregularly wound coils;oth than indentations,ribs,grooves;oth than free-cutting steel;circular cross-section<14mm diameter;weight≥0.6% carbon,≤0.03% phosphorus&≤0.035% sulphur	4.084	4.084	3.349	3.349
72139190	Bars&rods,hot-rolled,irregularly wound coils;oth than contain indentations,ribs,grooves;oth than of free-cutting steel;circular cross-section<14mm diameter; other than those of HS 72139110 - 72139130	68.568.374	428.470.247	40.975.997	254.199.446
72139920	Bars&rods,hot-rolled,irregularly wound coils;oth than contain indentations,ribs,grooves;oth than of free-cutting steel;circular cross-section≥14mm diameter;for concrete reinforcement (rebars)	-	125.022	-	90.931
72139990	Bars&rods,hot-rolled,irregularly wound coils;oth than indentations;oth than free-cutting steel;circular cross-section≥14mm diameter;oth than for produce soldering sticks;oth than for concrete rebars	50	50	95	95
72141019	Other bars&rods of iron/non-alloy steel,not further worked than forged,hot-rolled,hot-drawn,but including those twisted after rolling;forged;weight < 0.6% carbon;oth than of circular cross-section	46.670	397.670	27.325	638.215
72141029	Other bars&rods of iron/non-alloy steel,not further worked than forged,hot-rolled,hot-drawn,but including those twisted after rolling;forged;weight ≥ 0.6% carbon;oth than of circular cross-section	27.336	27.412	23.243	23.410
72142031	Other bars&rods of iron,not further worked than forged,hot-rolled;containing indentations,ribs;weight<0.6%carbon;of circular cross-section;for concrete rebars	-	316.866	-	231.396
72142039	Other bars&rods of iron,not further worked than forged,hot-rolled;containing indentations,ribs;weight<0.6%carbon;of circular cross-section;oth than used for concrete rebars	10.030.709	35.946.293	7.017.943	24.036.819
72142049	Other bars&rods of iron,not further worked than forged,hot-rolled;containing indentations,ribs;weight<0.6%carbon;oth than of circular cross-section;oth than for concrete rebars	-	280	-	140
72142061	Other bars&rods of iron,not further worked than forged,hot-rolled;containing indentations,ribs;weight≥0.6%carbon;oth than of circular cross-section;for concrete rebars	84.882	543.418	32.311	268.795
72142069	Other bars&rods of iron,not further worked than forged,hot-rolled;containing indentations,ribs;weight≥0.6%carbon;oth than of circular cross-section;oth than for concrete rebars	-	33	-	24
72143090	Other bars&rods of iron,not further worked than forged,hot-rolled; oth than containing indentations,ribs; of free-cutting steel; oth than of circular cross-section	38.554	111.965	19.701	52.360
72149120	Other bars&rods of iron,not further worked than forged,hot-rolled; of rectangular/other than square cross-section; weight ≥ 0.6% carbon	-	2.484	-	2.305
72149919	Other bars&rods of iron,not further worked than forged,hot-rolled;oth than of rectangular;weight≥0.6% carbon,oth than of circular cross-section;oth than weight < 1.15% of manganese	-	32.504	-	7.988

Tabel 3 : Ekspor Indonesia menurut Komoditi (Kode HS 8 digit)

Mei 2023

Kode H S	Uraian golongan barang	Berat bersih (Kg)		Nilai F.O.B. (U S \$)	
		Bulan ini	Kumulatif	Bulan ini	Kumulatif
(1)	(2)	(3)	(4)	(5)	(6)
72149991	Other bars&rods of iron,not further worked than forged,hot-rolled;oth than of rectangular/oth than square cross-section;weight< 0.6% carbon;weight <0.38% carbon, ≤0.05% phosphorus & ≤ 0.05% sulphur	456.094	2.289.998	489.592	2.455.520
72149992	Other bars&rods of iron,not further worked than forged,hot-rolled;oth than of rectangular/oth than square cross-section;weight< 0.6% carbon;weight ≥ 0.38 % carbon & < 1.15 % manganese	182.431	419.207	176.973	404.546
72149999	Other bars&rods of iron,not further worked than forged,hot-rolled;oth than of rectangular/oth than square cross-section;weight<0.6% carbon; other than those of HS 72149991 - 72149993	708.664	2.234.234	541.349	1.560.588
72151010	Other bar & rod iron/non-alloy steel; of free-cutting steel, not furtherwork than cold finished; of circular cross-section	-	2.523	-	5.060
72151090	Other bar & rod iron/non-alloy steel; of free-cutting steel,not furtherwork than cold finished; oth than of circular cross-section	-	750	-	1.085
72155099	Other bar & rod iron/non-alloy steel; other than of free-cutting steel,not furtherwork than cold finished; weight < 0.6%carbon; other than of a kind used for concrete reinforcement (rebars)	-	1.100	-	788
72159091	Other bar & rod iron/non-alloy steel; other than of free-cutting steel; other than of a kind used for concrete reinforcement (rebars); of circular cross-section	-	1.013	-	3.291
72159099	Other bar & rod iron/non-alloy steel; other than of free-cutting steel; other than of a kind used for concrete reinforcement (rebars); other than of circular cross-section	331	10.705	4.290	26.222
72161000	Angles, shapes & sections of iron/non-alloy steel; U, I or H sections, not further worked than hot-rolled, hot-drawn/extruded, of a height < 80 mm	54	340	41	116
72162190	Angles, shapes & sections of iron/non-alloy steel; L sections, not further worked than hot-rolled, hot-drawn/extruded, of a height < 80 mm; weight ≥ 0.6 % of carbon	-	861.571	-	613.303
72163110	Angles, shapes & sections of iron/non-alloy steel; U sections, not further worked than hot-rolled, hot-drawn/extruded, of a height ≥ 80 mm; weight ≥ 0.6 % of carbon	-	437	-	1.562
72163190	Angles, shapes & sections of iron/non-alloy steel; U sections, not further worked than hot-rolled, hot-drawn/extruded, of a height ≥ 80 mm; weight < 0.6 % of carbon	15.063	86.581	5.163	29.320
72163290	Angles, shapes & sections of iron/non-alloy steel; I sections, not further worked than hot-rolled, hot-drawn/extruded, of a height ≥ 80 mm; of a thickness of more than 5 mm	4.403	2.251.131	5.599	62.028
72163311	Angles, shapes & sections of iron/non-alloy steel;H sections, not further worked than hot-rolled, hot-drawn/extruded, of a height ≥ 80 mm;weight < 0.6% of carbon;thickness of flange ≥ thickness of web	-	88.090	-	74.246
72163319	Angles, shapes & sections of iron/non-alloy steel;H sections, not further worked than hot-rolled, hot-drawn/extruded, of a height ≥ 80 mm;weight < 0.6% of carbon;thickness of flange < thickness of web	-	2.455	-	2.791
72163390	Angles, shapes & sections of iron/non-alloy steel;H sections, not further worked than hot-rolled, hot-drawn/extruded, of a height ≥ 80 mm;weight ≥ 0.6% of carbon	-	257.485	-	51.009

Tabel 3 : Ekspor Indonesia menurut Komoditi (Kode HS 8 digit)

Mei 2023

Kode H S	Uraian golongan barang	Berat bersih (Kg)		Nilai F.O.B. (U S \$)	
		Bulan ini	Kumulatif	Bulan ini	Kumulatif
(1)	(2)	(3)	(4)	(5)	(6)
72164090	Angles, shapes & sections of iron/non-alloy steel; L or T sections, not further worked than hot-rolled, hot-drawn/extruded, of a height ≥ 80 mm; weight < 0.6% of carbon	-	262.917	-	193.411
72165019	Angles, shapes & sections of iron/non-alloy steel; other angles, shapes and sections, not further worked than hot-rolled, hot-drawn/extruded, of a height < 80 mm; weight < 0.6% of carbon	-	2.393	-	3.203
72165099	Angles, shapes & sections of iron/non-alloy steel; other angles, shapes and sections, not further worked than hot-rolled, hot-drawn/extruded, of a height ≥ 80 mm; weight < 0.6% of carbon	-	38.490	-	55.200
72166900	Angles, shapes & sections of iron/non-alloy steel; not further worked than cold- formed or cold-finished; other than obtained from flat-rolled products	8.464	37.832	60.878	210.843
72169190	Angles of iron/non-alloy steel, other than slotted angles, weight < 0.6% of carbon; cold-formed or cold-finished from flat-rolled products	-	99	-	75
72169900	Angles, shapes & sections of iron/non-alloy steel; other than cold-formed or cold-finished from flat-rolled products	216	106.026	1.391	149.417
72171010	Wire of iron or non-alloy steel; not plated or coated, whether or not polished; containing by weight < 0.25 % of carbon	39.497	151.501	46.211	213.380
72171022	Reed wire; wire of a kind used for making strands for prestressing concrete; free-cutting steel wire; not plated or coated, whether or not polished; weight ≥ 0.25 % but < 0.6 % of carbon	2	508	67	1.163
72171029	Other than reed wire; wire of a kind used for making strands for prestressing concrete; free-cutting steel wire; not plated or coated, whether or not polished; weight ≥ 0.25 % but < 0.6 % of carbon	154	1.345	111	4.061
72171032	Spokes wire; reed wire; free-cutting steel wire; not plated or coated, whether or not polished; weight ≥ 0.6% of carbon	-	9	-	36
72171033	Wire of a kind used for making strands for prestressing concrete; not plated or coated, whether or not polished; weight ≥ 0.6% of carbon	245	315	351	386
72171039	Wire of iron/non-alloy steel; not plated/coated, whether/not polished; weight ≥ 0.6% of carbon; other than spokes wire, reed wire, free-cutting steel wire; other than for making strands for prestressing concrete	83.766	269.321	205.846	672.653
72172010	Wire iron/non-alloy steel; plated/coated with zinc; weight < 0.25 % carbon	743.824	2.920.868	900.546	3.621.692
72172020	Wire iron/non-alloy steel; plated/coated with zinc; weight ≥ 0.25 % but < 0.45 % of carbon	63.638	154.237	79.831	223.358
72172091	Steel core wire of a kind used for steel reinforced aluminium conductors (ACSR); plated/coated with zinc; weight ≥ 0.45 % of carbon	-	4	-	479
72172099	Wire iron/non-alloy steel; plated/coated with zinc; weight ≥ 0.45 % of carbon; other than steel core wire of a kind used for steel reinforced aluminium conductors (ACSR)	49.721	431.245	68.137	602.035
72173019	Wire iron/non-alloy steel; plated/coated with other base metals other than tin; weight < 0.25 % carbon	11.449	67.099	19.065	106.691
72173033	Brass coated steel wire of a kind used in the manufacture of pneumatic rubber tyres; weight ≥ 0.6 % carbon	8.784	85.190	24.913	252.495
72173034	Other copper alloy coated steel wire of a kind used in the manufacture of pneumatic rubber tyres; weight ≥ 0.6 % carbon	110.489	422.762	59.856	257.524
72173035	Wire iron/non-alloy steel; plated/coated with tin; weight ≥ 0.6 % carbon	-	0	-	24
72179090	Wire iron/non-alloy steel; other than plated/coated with zinc or with other base metals; weight ≥ 0.25 % carbon	16.022	16.063	18.100	18.141

Tabel 3 : Ekspor Indonesia menurut Komoditi (Kode HS 8 digit)

Mei 2023

Kode H S	Uraian golongan barang	Berat bersih (Kg)		Nilai F.O.B. (U S \$)	
		Bulan ini	Kumulatif	Bulan ini	Kumulatif
(1)	(2)	(3)	(4)	(5)	(6)
72181000	Stainless steel in ingots and other primary forms	53.667	249.104	78.855	378.780
72189100	Semi- finished products of stainless steel; of rectangular (other than square) cross-section	70.610.285	349.224.225	141.511.386	754.610.922
72189900	Semi- finished products of stainless steel; other than of rectangular (other than square) cross-section	11.980.062	111.953.496	29.715.700	259.535.046
72191100	Flat-rolled products of stainless steel, of a width of 600 mm or more; not further worked than hot-rolled, in coils; of a thickness exceeding 10 mm	1.168.870	8.313.680	3.651.902	20.796.010
72191200	Flat-rolled products of stainless steel, of a width of 600 mm or more; not further worked than hot-rolled, in coils; of a thickness of 4.75 mm or more but not exceeding 10 mm	32.264.630	189.794.130	73.289.771	437.394.186
72191300	Flat-rolled products of stainless steel, of a width of 600 mm or more; not further worked than hot-rolled, in coils; of a thickness of 3 mm or more but less than 4.75 mm	57.813.214	360.570.381	125.665.129	796.505.314
72191400	Flat-rolled products of stainless steel, of a width of 600 mm or more; not further worked than hot-rolled, in coils; of a thickness of less than 3 mm	21.566.310	107.092.956	45.118.719	230.326.172
72192100	Flat-rolled products of stainless steel, of a width of 600 mm or more; not further worked than hot-rolled, not in coils; of a thickness exceeding 10 mm	-	1	-	5
72192300	Flat-rolled products of stainless steel, of a width of 600 mm or more; not further worked than hot-rolled, not in coils; of a thickness of 3 mm or more but less than 4.75 mm	-	2.903	-	7.467
72193200	Flat-rolled products of stainless steel, of a width of 600 mm or more; not further worked than cold-rolled (cold-reduced); of a thickness of 3 mm or more but less than 4.75 mm	7.175.325	47.011.421	15.251.395	101.209.355
72193300	Flat-rolled products of stainless steel, of a width of 600 mm or more; not further worked than cold-rolled (cold-reduced), not in coils; of a thickness exceeding 1 mm but less than 3 mm	56.312.350	268.200.717	121.489.203	590.745.186
72193400	Flat-rolled products of stainless steel, of a width of 600 mm or more; not further worked than cold-rolled (cold-reduced), not in coils; of a thickness of 0.5 mm or more but not exceeding 1 mm	26.241.174	121.137.794	56.717.327	270.274.935
72193500	Flat-rolled products of stainless steel, of a width of 600 mm or more; not further worked than cold-rolled (cold-reduced), not in coils; of a thickness of less than 0.5 mm	2.482.767	14.343.900	5.541.411	33.613.036
72199000	Flat-rolled products of stainless steel, of a width of 600 mm or more; other than not further worked than hot-rolled or cold-rolled	507	3.701	21.454	117.566
72201290	Flat-rolled products of stainless steel, of a width < 600 mm; not further worked than hot-rolled; of a thickness of < 4.75 mm; hoop and strip, of a width > 400 mm	64.410	1.204.028	132.169	2.568.349
72202010	Flat-rolled products of stainless steel, of a width < 600 mm; not further worked than cold-rolled (cold-reduced); hoop and strip, of a width ≤ 400 mm	43.005	403.514	132.793	1.498.299
72202090	Flat-rolled products of stainless steel, of a width < 600 mm; not further worked than cold-rolled (cold-reduced); hoop and strip, of a width > 400 mm	8.601	9.995	45.508	48.882
72209090	Flat-rolled products of stainless steel, of a width < 600 mm; other than not further worked than hot-rolled or cold-rolled; hoop and strip, of a width > 400 mm	23.341	264.809	121.635	1.306.953
72210000	Bars and rods, hot-rolled, in irregularly wound coils, of stainless steel	96	1.160	3.441	79.114
72221100	Bars and rods, not further worked than hot-rolled, hot-drawn or extruded; of circular cross-section	2	8	69	315
72221900	Bars and rods, not further worked than hot-rolled, hot-drawn or extruded; other than of circular cross-section	37.827	217.784	125.427	439.814
72222010	Bars and rods, not further worked than cold-formed or cold-finished; of circular cross-section	860	860	32.520	32.520

Tabel 3 : Ekspor Indonesia menurut Komoditi (Kode HS 8 digit)

Mei 2023

Kode H S	Uraian golongan barang	Berat bersih (Kg)		Nilai F.O.B. (U S \$)	
		Bulan ini	Kumulatif	Bulan ini	Kumulatif
(1)	(2)	(3)	(4)	(5)	(6)
72222090	Bars and rods, not further worked than cold-formed or cold-finished; other than of circular cross-section	22.325	22.937	143.458	160.266
72223010	Other bars and rods of stainless steel; other than not further worked than hot-rolled or cold-formed; of circular cross-section	-	27.149	-	21.060
72223090	Other bars and rods of stainless steel; other than not further worked than hot-rolled or cold-formed; other than of circular cross-section	114	2.606	1.173	6.081
72224090	Angles, shapes and sections of stainless steel; other than not further worked than hot-rolled, hot-drawn or extruded	407	434.192	359	444.426
72230010	Wire of stainless steel, of cross-section exceeding 13 mm	14.732	15.618	55.307	79.443
72230090	Wire of stainless steel, of cross-section not exceeding 13 mm	613.750	2.926.678	2.131.469	10.021.299
72249000	Semi- finished products of other alloy steel	-	12.354	-	41.774
72251100	Flat-rolled products of other alloy steel, of a width ≥ 600 mm; grain-oriented of silicon-electrical steel	-	116.653	-	374.721
72251900	Flat-rolled products of other alloy steel, of a width ≥ 600 mm; of silicon-electrical steel; other than grain-oriented	-	90.160	-	50.249
72254090	Flat-rolled products of other alloy steel, of a width ≥ 600 mm; other than of silicon-electrical steel; not further worked than hot-rolled, not in coils; other than of high speed steel	-	1.985	-	5.542
72255090	Flat-rolled products of other alloy steel, of a width ≥ 600 mm; other than of silicon-electrical steel; not further worked than cold-rolled (cold-reduced); other than of high speed steel	4.662	5.183	14.905	15.780
72259220	Flat-rolled products of other alloy steel, width≥600mm; otherwise plated or coated with zinc; other than of high speed steel; plated or coated with zinc-aluminium-magnesium alloys	-	52.674	-	45.905
72259290	Flat-rolled products of other alloy steel, width≥600mm; otherwise plated or coated with zinc; other than of high speed steel; other than plated or coated with zinc-aluminium-magnesium alloys	231.730	826.917	301.748	1.041.084
72259990	Flat-rolled products of other alloy steel, width ≥ 600mm; other than of high speed steel; other than those of subheadings 722591, 722592	-	12.762.276	-	65.481
72261110	Flat-rolled products of other alloy steel, width < 600 mm; of silicon-electrical steel; grain-oriented; hoop and strip, of a width ≤ 400 mm	-	74.550	-	74.958
72261190	Flat-rolled products of other alloy steel, width < 600 mm; of silicon-electrical steel; grain-oriented; hoop and strip, of a width > 400 mm	570.481	1.015.404	741.638	2.699.668
72261910	Flat-rolled products of other alloy steel, width < 600 mm; of silicon-electrical steel; other than grain-oriented; hoop and strip, of a width ≤ 400 mm	-	297	-	284
72261990	Flat-rolled products of other alloy steel, width < 600 mm; of silicon-electrical steel; other than grain-oriented; hoop and strip, of a width > 400 mm	45.685	270.729	30.324	481.914
72262010	Flat-rolled products of other alloy steel, width < 600 mm; of high speed steel; hoop and strip, of a width ≤ 400 mm	20.480	20.498	22.118	41.742
72262090	Flat-rolled products of other alloy steel, width < 600 mm; of high speed steel; hoop and strip, of a width > 400 mm	-	7.324	-	30.092
72269190	Hoop and strip, of a width > 400 mm, of other alloy steel; not futher worked than hot-rolled; other than of silicon-electrical steel; other than of high speed steel	-	48	-	822
72269290	Hoop and strip, of a width > 400 mm, of other alloy steel; not futher worked than cold-rolled (cold-reduced); other than of silicon-electrical steel; other than of high speed steel	1.801	5.301	2.197	22.392

Tabel 3 : Ekspor Indonesia menurut Komoditi (Kode HS 8 digit)

Mei 2023

Kode H S	Uraian golongan barang	Berat bersih (Kg)		Nilai F.O.B. (U S \$)	
		Bulan ini	Kumulatif	Bulan ini	Kumulatif
(1)	(2)	(3)	(4)	(5)	(6)
72269999	Hoop and strip, of a width > 400 mm, of other alloy steel; other than plated or coated with zinc; other than not further worked than hot-rolled or cold-rolled (cold-reduced)	14.550	57.119	62.503	244.692
72279090	Bars and rods, hot-rolled, in irregularly wound coils, of other alloy steel; other than of high speed steel or of silico-manganese steel; containing by weight less than 0.5 % of chromium	-	11.003	-	17.936
72281090	Bars and rods of other alloy steel, of high speed steel; other than of circular cross-section	541	14.064	3.133	74.235
72283010	Other bars and rods of other alloy steel, not further worked than hot-rolled, hot- drawn or extruded; of circular cross-section	20.879	28.384	41.783	47.889
72283090	Other bars and rods of other alloy steel, not further worked than hot-rolled, hot- drawn or extruded; other than of circular cross-section	119	16.838	183	20.261
72284090	Other bars and rods of other alloy steel, not further worked than forged; other than of circular cross-section	1.905	19.418	9.173	168.132
72285010	Other bars and rods of other alloy steel, not further worked than cold-formed or cold-finished; of circular cross-section	-	245.504	-	255.890
72285090	Other bars and rods of other alloy steel, not further worked than cold-formed or cold-finished; other than of circular cross-section	6	137.180	20	222.438
72286010	Other bars and rods of other alloy steel, of circular cross-section; other than those of subheading 722810-722850	-	5.340	-	6.336
72286090	Other bars and rods of other alloy steel, other than of circular cross-section; other than those of subheading 722810-722850	588	172.454	5.878	329.850
72287090	Angles, shapes and sections, of other alloy steel; other than not further worked than hot-rolled, hot-drawn or extruded	-	100	-	156
72288011	Hollow drill bars and rods, of alloy or non-alloy steel; containing by weight 0.6 % or more of carbon; of circular cross-section	-	0	-	0
72288019	Hollow drill bars and rods, of alloy or non-alloy steel; containing by weight 0.6 % or more of carbon; other than of circular cross-section	415	987	16.987	20.822
72292000	Wire of other alloy steel; of silico-manganese steel	200	201	153	160
72299021	Wire of other alloy steel; other than of silico-manganese steel; of cross-section not exceeding 5.5 mm; containing by weight 0.5 % or more of chromium	441.374	1.774.960	1.664.340	6.812.858
72299029	Wire of other alloy steel; other than of silico-manganese steel; of cross-section not exceeding 5.5 mm; containing by weight less than 0.5 % of chromium	25.200	241.718	22.533	321.656
72299091	Wire of other alloy steel; other than of silico-manganese steel; of cross-section exceeding 5.5 mm; containing by weight 05 % or more of chromium	135.923	593.902	463.560	1.981.982
72299099	Wire of other alloy steel; other than of silico-manganese steel; of cross-section exceeding 5.5 mm; containing by weight less than 0.5 % of chromium	41.670	241.462	111.370	659.054
73011000	Sheet piling of iron or steel, whether or not drilled, punched or made from assembled elements	504.687	1.363.963	1.239.381	4.017.627
73012000	Welded angles, shapes and sections, of iron or steel	-	12.678	-	93.828
73021000	Railway or tramway track construction material of iron or steel, the following: rails	1	24	8	15
73023000	Railway or tramway track construction material of iron or steel, the following: switch blades, crossing frogs, point rods and other crossing pieces	700	850	24	777
73024000	Railway or tramway track construction material of iron or steel, the following: fish-plates and sole plates (base plates)	-	300	-	210

Tabel 3 : Ekspor Indonesia menurut Komoditi (Kode HS 8 digit)

Mei 2023

Kode H S	Uraian golongan barang	Berat bersih (Kg)		Nilai F.O.B. (U S \$)	
		Bulan ini	Kumulatif	Bulan ini	Kumulatif
(1)	(2)	(3)	(4)	(5)	(6)
73029010	Railway or tramway track construction material of iron or steel, the following: sleepers (cross-ties)	-	380	-	1.240
73029090	Railway/tramway track construction material of iron/steel, the following: check-rails & rack rails, chairs, chair wedges, rail clips, bedplates, ties & other material specialized for jointing/fixing rails	36.378	112.748	86.966	305.890
73030011	Hubless tubes and pipes, of cast iron	5.137	30.158	50.454	292.740
73030019	Tubes and pipes, of cast iron; other than hubless tubes and pipes	1.847	5.674	1.796	20.907
73030099	Hollow profiles, of cast iron with external diameter exceeding 100 mm	18.868	67.279	21.230	72.809
73041100	Line pipe of a kind used for oil or gas pipelines; of stainless steel	824	99.204	10.838	240.281
73041900	Line pipe of a kind used for oil or gas pipelines; other than of stainless steel	2.632.572	4.597.353	10.710.382	19.691.168
73042210	Drill pipe, of stainless steel, of a kind used in drilling for oil or gas; with yield strength less than 80,000 psi, without threaded end	-	18.579	-	37.308
73042390	Drill pipe, of iron/other than cast iron, of a kind used in drilling for oil or gas; with yield strength < 80,000 psi, with threaded end; or with yield strength ≥ 80,000 psi, whether/not with threaded end	-	104.661	-	514.227
73042430	Casing and tubing with yield strength 80,000 psi or more, whether or not with threaded end; of stainless steel	296.189	1.929.981	2.348.513	15.373.092
73042910	Casing and tubing with yield strength less than 80,000 psi, without threaded end; other than of stainless steel	866.227	4.252.906	1.259.334	6.690.708
73042920	Casing and tubing with yield strength less than 80,000 psi, with threaded end; other than of stainless steel	3.024	132.098	22.756	332.279
73042930	Casing and tubing with yield strength 80,000 psi or more, whether or not with threaded end; other than of stainless steel	6.351.662	15.867.947	11.817.377	59.290.119
73043190	Tubes, pipes & hollow profiles, seamless, of circular cross-section, of iron/ non-alloy steel; cold-drawn/ cold-rolled; other than those of HS 73043110 - 73043140	26.164	92.988	176.831	640.929
73043920	High-pressure pipe capable of withstanding a pressure of not less than 42,000 psi; other than cold-drawn or cold-rolled (cold-reduced); of circular cross-section, of iron or non-alloy steel	-	5	-	168
73043940	Tubes, pipes & hollow profiles, seamless, of circular cross-section, of iron/ non-alloy steel; other than cold-drawn/ cold-rolled; having an external diameter < 140 mm and < 0.45 % by weight of carbon	-	3.500	-	14.084
73043990	Tubes, pipes & hollow profiles, seamless, of circular cross-section, of iron/ non-alloy steel; cold-drawn/ cold-rolled; other than those of HS 73043920 - 73043940	208	16.689	247	17.454
73044100	Tubes, pipes & hollow profiles, seamless, of circular cross-section, of stainless steel; cold-drawn or cold-rolled (cold-reduced)	-	2.814	-	10.305
73044900	Tubes, pipes & hollow profiles, seamless, of circular cross-section, of stainless steel; other than cold-drawn or cold-rolled (cold-reduced)	134	62.935	471	166.871
73045190	Tubes, pipes & hollow profiles, seamless, of circular cross-section, of other alloy steel; cold-drawn or cold-rolled (cold-reduced)	121	122	114	371
73045990	Tubes, pipes & hollow profiles, seamless, of circular cross-section, of other alloy steel; other than cold-drawn or cold-rolled; other than high-pressure pipe with a yield strength ≥ 42,000 psi	579	119.771	33.918	367.238
73049010	High-pressure pipe with a yield strength not less than 42,000 psi; other than those of subheading 730411 - 730459	32	63	205	218

Tabel 3 : Ekspor Indonesia menurut Komoditi (Kode HS 8 digit)

Mei 2023

Kode H S	Uraian golongan barang	Berat bersih (Kg)		Nilai F.O.B. (U S \$)	
		Bulan ini	Kumulatif	Bulan ini	Kumulatif
(1)	(2)	(3)	(4)	(5)	(6)
73049090	Tubes, pipes & hollow profiles, seamless, of iron/ steel; oth than high-pressure pipe; oth than having an external diameter <140 mm & <0.45% by weight of carbon; oth than in subheading 730411 - 730459	347.888	625.618	214.295	687.241
73051100	Line pipe of a kind used for oil or gas pipelines; longitudinally submerged arc welded	-	676.280	-	1.862.616
73051210	Line pipe of a kind used for oil or gas pipelines; longitudinally welded; Electric resistance welded (ERW)	-	31.200	-	29.436
73051290	Line pipe of a kind used for oil or gas pipelines; longitudinally welded; other than Electric resistance welded (ERW)	-	76.950	-	41.575
73051910	Line pipe of a kind used for oil or gas pipelines; other than longitudinally submerged arc welded; spiral or helical submerged arc welded	-	929.817	-	1.003.876
73051990	Line pipe of a kind used for oil or gas pipelines; other than longitudinally submerged arc welded; other than spiral or helical submerged arc welded	-	228.800	-	60.198
73052000	Casing of a kind used in drilling for oil or gas	2.988.506	10.356.540	5.099.559	34.170.716
73053110	Line pipe of a kind used other than for oil or gas pipelines, welded; longitudinally welded; stainless steel pipes and tubes	165.367	609.024	864.025	3.184.579
73053190	Line pipe of a kind used other than for oil or gas pipelines, welded; longitudinally welded; other than stainless steel pipes and tubes	2.108.692	4.389.556	20.770.050	28.882.532
73059000	Other tubes & pipes (ie welded, riveted or similarly closed), having circular cross-sections, the external diameter of which exceeds 406.4 mm, of iron/ steel; n.e.c. in heading 7305	782	128.261	3.637	451.033
73061110	Line pipe of a kind used for oil or gas pipelines; welded, of stainless steel; longitudinally electric resistance welded (ERW)	-	10	-	10
73061190	Line pipe of a kind used for oil or gas pipelines; welded, of stainless steel; other than longitudinally electric resistance welded (ERW)	3.104	7.397	869	11.551
73061910	Line pipe of a kind used for oil or gas pipelines; other than welded, of stainless steel; longitudinally electric resistance welded (ERW)	3.816.377	4.012.781	4.560.845	5.322.857
73061920	Line pipe of a kind used for oil or gas pipelines; other than welded, of stainless steel; spiral or helical submerged arc welded	111	111	1.714	1.714
73061990	Line pipe of a kind used for oil or gas pipelines; other than welded, of stainless steel; other than longitudinally electric resistance welded (ERW); other than spiral or helical submerged arc welded	18.028	63.102	15.246	104.977
73062100	Casing and tubing of a kind used in drilling for oil or gas; welded, of stainless steel	-	1	-	2
73062900	Casing and tubing of a kind used in drilling for oil or gas; other than welded, of stainless steel	1.098.657	1.336.557	8.763.289	10.667.886
73063019	Boiler tubes, welded, of circular cross-section, of iron or non-alloy steel; with an external diameter not less than 12.5 mm	-	2.000	-	1.076
73063029	Copper-plated, fluororesin-coated/ zinc-chromated steel tubes; welded, of circular cross-section, of iron or non-alloy steel; with an external diameter not less than 12.5 mm	923.884	5.917.473	1.037.775	6.277.923
73063030	Pipe of a kind used to make sheath pipe (heater pipe) for heating elements of electric flat irons or rice cookers, with an external diameter not exceeding 12 mm	-	116	-	2.520
73063091	Other tubes, pipes, welded, of circular cross-section, of iron/non-alloy steel; high-pressure pipe yield strength < 42,000psi; internal diameter ≥ 12.5mm, external diameter < 140 mm, weight < 0.45% carbon	152.088	537.373	382.326	1.336.280

Tabel 3 : Ekspor Indonesia menurut Komoditi (Kode HS 8 digit)

Mei 2023

Kode H S	Uraian golongan barang	Berat bersih (Kg)		Nilai F.O.B. (U S \$)	
		Bulan ini	Kumulatif	Bulan ini	Kumulatif
(1)	(2)	(3)	(4)	(5)	(6)
73063092	Other tubes, pipes and hollow profiles, welded, of circular cross-section, of iron or non-alloy steel; high-pressure pipe with a yield strength < 42,000 psi; with an internal diameter < 12.5 mm	-	9.214	-	34.416
73063099	Other tubes, pipes and hollow profiles, welded, of circular cross-section, of iron or non-alloy steel; high-pressure pipe with a yield strength < 42,000 psi; other than in HS 73063091 - 73063092	137.793	539.436	203.785	833.003
73064020	Stainless steel pipes and tubes, with an external diameter exceeding 105 mm; welded, of circular cross-section, of stainless steel	25.000	25.360	31.239	66.615
73064030	Pipes & tubes containing by weight at least 30 % of nickel, with an external diameter ≤ 10 mm; welded, of circular cross-section, of stainless steel	-	21	-	47
73064090	Other tubes, pipes and hollow profiles; welded, of circular cross-section, of stainless steel; other than those of HS 73064011 - 73064030	37.014	186.085	187.030	897.833
73065019	Boiler tubes; welded, of circular cross-section, of other alloy steel; with an external diameter not less than 12.5 mm	-	20	-	10
73065099	Other tubes, pipes and hollow profiles; welded, of circular cross-section, of other alloy steel; with an external diameter not less than 12.5 mm	69.660	326.920	162.820	762.977
73066190	Other tubes, pipes and hollow profiles; welded, of non-circular cross-section; of square or rectangular cross-section; with an external diagonal cross-section not less than 12.5 mm	48.251	242.065	126.199	628.379
73069019	Copper brazed pipes and tubes; with an external diagonal cross-section not less than 12.5 mm	12	57.779	161	20.890
73069094	Other tubes, pipes and hollow profiles of iron or steel; high pressure pipes, with an external diameter of less than 12.5 mm	6	6	204	204
73069099	Other tubes, pipes and hollow profiles of iron or steel; n.e.c. in heading 7306	91	625	6.391	17.420
73071110	Cast fittings, of non-malleable cast iron; hubless tube or pipe fittings	251	5.393	768	6.162
73071190	Cast fittings, of non-malleable cast iron; other than hubless tube or pipe fittings	2.710	69.339	82.746	560.517
73071900	Cast fittings, other than of non-malleable cast iron;	921.081	5.646.302	2.895.221	13.594.560
73072110	Flanges; of stainless steel; having an internal diameter of less than 15 cm	1.475	2.756	7.964	13.486
73072190	Flanges; of stainless steel; having an internal diameter of not less than 15 cm	83.954	356.943	355.839	1.450.923
73072210	Threaded elbows, bends and sleeves; of stainless steel; having an internal diameter of less than 15 cm	5.204	101.402	95.677	1.005.554
73072290	Threaded elbows, bends and sleeves; of stainless steel; having an internal diameter of not less than 15 cm	1.509	55.194	13.996	410.927
73072310	Butt welding fittings; of stainless steel; having an internal diameter of less than 15 cm	322	1.847	5.733	21.025
73072390	Butt welding fittings; of stainless steel; having an internal diameter of not less than 15 cm	1.144	7.067	46.199	271.242
73072910	Tube or pipe fittings; of stainless steel; other than flanges or threaded elbows, bends and sleeves or butt welding fittings; having an internal diameter of less than 15 cm	28	1.397	226	19.966
73072990	Tube or pipe fittings; of stainless steel; other than flanges or threaded elbows, bends and sleeves or butt welding fittings; having an internal diameter of not less than 15 cm	18.819	20.682	12.214	20.214
73079110	Flanges of iron or steel; other than of stainless steel; having an internal diameter of less than 15 cm	19.540	55.756	96.147	284.791
73079190	Flanges of iron or steel; other than of stainless steel; having an internal diameter of not less than 15 cm	132.687	373.977	1.006.029	2.434.581

Tabel 3 : Ekspor Indonesia menurut Komoditi (Kode HS 8 digit)

Mei 2023

Kode H S	Uraian golongan barang	Berat bersih (Kg)		Nilai F.O.B. (U S \$)	
		Bulan ini	Kumulatif	Bulan ini	Kumulatif
		(1)	(2)	(3)	(4)
73079210	Threaded elbows, bends and sleeves of iron or steel; other than of stainless steel; having an internal diameter of less than 15 cm	20.662	131.612	277.414	1.818.811
73079290	Threaded elbows, bends and sleeves of iron or steel; other than of stainless steel; having an internal diameter of not less than 15 cm	482.157	2.234.378	473.736	2.065.450
73079310	Butt welding fittings of iron or steel; other than of stainless steel; having an internal diameter of less than 15 cm	180	602	5.608	17.003
73079390	Butt welding fittings of iron or steel; other than of stainless steel; having an internal diameter of not less than 15 cm	47.511	203.426	949.874	2.160.058
73079910	Tube or pipe fittings of iron or steel; other than of stainless steel; other than flanges or threaded elbows, bends and sleeves or butt welding fittings; having an internal diameter of less than 15 cm	6.692	41.705	83.601	467.291
73079990	Tube/pipe fittings of iron or steel; oth than of stainless steel; other than flanges or threaded elbows, bends and sleeves or butt welding fittings; having an internal diameter of not less than 15 cm	1.309.421	3.960.176	7.023.141	28.319.035
73081090	Bridges and bridge-sections, of iron or steel; other than prefabricated modular type joined by shear connectors	946.327	3.004.969	5.102.755	10.177.916
73082019	Towers, of iron or steel; other than prefabricated modular type joined by shear connectors	19.444	26.345	100.557	110.961
73082029	Lattice masts, of iron or steel; other than prefabricated modular type joined by shear connectors	171.580	1.350.912	96.778	2.950.022
73083010	Doors, of iron or steel, of a thickness of 6 mm or more but not exceeding 8 mm	200	610	200	2.180
73083090	windows and their frames and thresholds for doors, of iron or steel	11.371	94.697	48.051	206.629
73084090	Equipment for scaffolding, shuttering, propping or pit-propping, of iron or steel; other than prefabricated modular type joined by shear connectors	1.463.266	2.575.040	4.102.092	10.244.866
73089020	Structures&parts of iron/steel;oth than bridges&bridge-sections/towers&lattice masts/ equipment for scaffolding,shuttering,propping /pit-propping;prefabricated modular type joined by shear connectors	-	226.013	-	15.157
73089040	Structures and parts of structures, of iron or steel; corrugated and curved galvanised plates or sheets prepared for use in conduits, culverts or tunnels	162	36.872	117	61.180
73089060	Structures and parts of structures, of iron or steel; perforated cable trays	-	8.242	-	22.436
73089092	Guardrails of iron or steel	476	10.370	332	4.712
73089099	Plates, rods, angles, shapes, sections, tubes and the like, prepared for use in structures, of iron or steel	3.006.301	10.879.163	3.779.786	13.287.991
73090011	Reservoirs, tanks, vats and similar containers for any material of iron or steel, of a capacity > 300 l; of a kind used for the conveyance or packing of goods; lined or heat-insulated	-	1.805	-	12.313
73090019	Reservoirs, tanks, vats and similar containers for any material of iron or steel, of a capacity > 300 l; of a kind used for the conveyance or packing of goods; not lined or heat-insulated	75.878	351.036	25.829	453.387
73090099	Reservoirs, tanks, vats and similar containers for any material of iron or steel, of a capacity > 300 l; other than of a kind used for the conveyance or packing of goods; not lined or heat-insulated	108.208	1.307.641	753.136	10.318.073
73101010	Tanks, casks, drums, cans, boxes and similar containers, for any material, of iron or steel; of a capacity ≥ 50 l but ≤ 300 l; of tinplate	82.226	1.831.059	26.232	82.388
73101091	Tanks, casks, drums, cans, boxes and similar containers, for any material, of iron or steel; of a capacity ≥ 50 l but ≤ 300 l; casting, forging or stamping, in the rough state	-	23	-	208

Tabel 3 : Ekspor Indonesia menurut Komoditi (Kode HS 8 digit)

Mei 2023

Kode H S	Uraian golongan barang	Berat bersih (Kg)		Nilai F.O.B. (U S \$)	
		Bulan ini	Kumulatif	Bulan ini	Kumulatif
(1)	(2)	(3)	(4)	(5)	(6)
73101099	Tanks, casks, drums, cans, boxes and similar containers, for any material, of iron or steel; of a capacity \geq 50 l but \leq 300 l; other than casting, forging or stamping, in the rough state	256.236	1.208.046	467.197	2.893.343
73102119	Cans which are to be closed by soldering or crimping, of iron or steel; of a capacity < 1 l; other than of tinplate	4.745	33.047	18.062	126.170
73102191	Cans which are to be closed by soldering or crimping, of iron or steel; of a capacity \geq 1 l but < 50 l; of tinplate	-	1.991	-	4.268
73102199	Cans which are to be closed by soldering or crimping, of iron or steel; of a capacity \geq 1 l but < 50 l; other than of tinplate	24.231	58.190	401.923	507.825
73102911	Tanks, casks, drums, cans, boxes and similar containers, for any material, of iron or steel; other than cans which are to be closed by soldering/crimping; of a capacity < 1 l; of tinplate	-	1.525	-	11.541
73102919	Tanks, casks, drums, cans, boxes and similar containers, for any material, of iron or steel; other than cans which are to be closed by soldering/crimping; of a capacity < 1 l; other than of tinplate	22.345	230.176	106.206	1.055.986
73102991	Tanks, casks, drums, cans, boxes and similar containers, for any material, of iron or steel; other than cans which are to be closed by soldering/crimping; of a capacity \geq 1 l but < 50 l; of tinplate	4.292	8.655	16.549	34.290
73102999	Tanks, casks, drums, cans, boxes & similar, for any material, of iron/steel; oth than cans which are to be closed by soldering; of a capacity \geq 1 l but < 50 l; n.e.c. in heading 7310	25.076	99.932	25.402	142.046
73110025	Seamless steel cylinders; of a capacity of 30 l or more, for Liquefied Petroleum Gas (LPG)	-	48	-	378
73110029	Seamless steel cylinders; other than those of HS 73110021 - 73110027	39.239	94.426	24.260	63.305
73110099	Containers for compressed or liquefied gas, of iron or steel; other than seamless steel cylinders; of a capacity of 110 l or more	49.931	575.926	41.145	389.180
73121010	Stranded wire, ropes and cables, of iron or steel, not electrically insulated; locked coils, flattened strands and non-rotating wire ropes	1	100.101	162	42.571
73121020	Stranded wire, ropes and cables, of iron or steel, not electrically insulated; plated or coated with brass and of a diameter not exceeding 3 mm	4.574.302	22.793.831	7.920.806	40.254.931
73121030	Stranded wire, ropes and cables, of iron or steel, not electrically insulated; plated or coated with aluminium	141	10.088	3.979	12.432
73121091	Stranded wire, ropes and cables, of iron or steel, not electrically insulated; other than subheading 731210; stranded steel wire for prestressing concrete	-	14.019	-	13.722
73121099	Stranded wire, ropes and cables, of iron or steel, not electrically insulated; other than subheading 731210; other than stranded steel wire for prestressing concrete	10.106	56.852	143.131	389.466
73129000	Plaited bands, slings and the like, of iron or steel, not electrically insulated	1.134.489	4.664.565	3.251.101	14.509.601
73130000	Barbed wire of iron or steel; twisted hoop or single flat wire, barbed or not, and loosely twisted double wire, of a kind used for fencing, of iron or steel	156.007	716.431	282.972	1.290.734
73141200	Woven cloth; endless bands for machinery, of stainless steel	152	279	16.815	34.150
73141400	Other woven cloth, of stainless steel	-	904	-	18.497
73141910	Woven cloth; endless bands for machinery other than of stainless steel	-	1	-	0
73141990	Other woven cloth, other than of stainless steel	22	5.683	1.048	4.985
73142000	Grill, netting and fencing cloth, welded at the intersection, of wire with a maximum cross-sectional dimension of 3 mm or more and having a mesh size of 100 cm ² or more	-	3.181	-	43.459

Tabel 3 : Ekspor Indonesia menurut Komoditi (Kode HS 8 digit)

Mei 2023

Kode H S	Uraian golongan barang	Berat bersih (Kg)		Nilai F.O.B. (U S \$)	
		Bulan ini	Kumulatif	Bulan ini	Kumulatif
		(1)	(2)	(3)	(4)
73143100	Other grill, netting and fencing cloth of iron or steel wire, welded at the intersection; plated or coated with zinc	-	1.102	-	193
73143900	Other grill, netting and fencing cloth of iron or steel wire, welded at the intersection; other than plated or coated with zinc	24	11.971	1.530	4.004
73144100	Other cloth, grill, netting and fencing of iron or steel wire; plated or coated with zinc	137.260	583.024	232.914	1.018.670
73144200	Other cloth, grill, netting and fencing of iron or steel wire; coated with plastics	105	151.609	240	258.780
73144900	Other cloth, grill, netting and fencing of iron or steel wire; other than plated or coated with zinc; other than coated with plastic	16.852	181.036	82.418	475.672
73145000	Expanded metal of iron or steel	358	1.903	237	12.085
73151110	Articulated link chain and parts thereof; bicycle or motorcycle roller chain of iron or steel	667	4.308	14.828	90.817
73151191	Articulated link chain and parts thereof; transmission type roller chain, of a pitch length of not less than 6 mm and not more than 32 mm of iron or steel	1	19	10	6.315
73151199	Articulated link chain and parts thereof; transmission type roller chain, of a pitch length more than 32 mm of iron or steel	24.584	99.061	65.806	307.549
73151210	Articulated link chain and parts thereof; bicycle or motorcycle non roller chain of iron or steel	2	53	20	1.074
73151290	Articulated link chain and parts thereof; other than bicycle or motorcycle non roller chain of iron or steel	575	19.163	5.268	83.137
73151910	Articulated link chain and parts thereof; parts of bicycle or motorcycle chain	5	40	237	1.484
73151990	Articulated link chain and parts thereof; parts of other than bicycle or motorcycle chain	16	17	344	576
73152000	Skid chain of iron or steel	23	3.847	355	4.545
73158200	Chain of iron or steel; other than articulated link chain; other than stud-link chain; welded link	279	463	8.964	12.019
73158910	Chain of iron or steel; other than articulated link chain; other than in subheading of 731581 and 731582; bicycles or motorcycle chain	1	1	10	10
73158990	Chain of iron or steel; other than articulated link chain; other than in subheading of 731581 and 731582; other than bicycles or motorcycle chain	22	2.689	161	24.638
73159020	Parts of bicycle or motorcycle chain of iron or steel	9	44	45	120
73159090	Parts of chain of iron or steel; other than parts of bicycle or motorcycle chain	436.843	1.802.136	1.538.780	6.268.191
73160000	Anchors, grapnels and parts thereof, of iron or steel	402.193	1.717.320	220.769	617.261
73170010	Wire nails of iron or steel	350	1.251	50	1.233
73170020	Staples of iron or steel	10	12	25	31
73170090	Nails, tacks, drawing pins, corrugated nails, staples & similar articles, of iron/ steel, whether/ not with heads of other material; other than wires nails, staples, dog spikes for sleepes, gang nails	1.415	3.094	1.975	8.608
73181100	Threaded articles; coach screws	0	1.342	54	217
73181210	Threaded articles; other wood screws having a shank of an external diameter not exceeding 16 mm	1.283	3.611	3.703	10.573
73181290	Threaded articles; other wood screws having a shank of an external diameter exceeding 16 mm	1.671	18.224	2.252	77.255
73181300	Threaded articles; screw hooks and screw rings	69	1.060	493	6.527
73181410	Threaded articles; self-tapping screws, having a shank of an external diameter not exceeding 16 mm	3.306	10.084	12.513	47.945
73181490	Threaded articles; self-tapping screws, having a shank of an external diameter exceeding 16 mm	20.389	63.497	60.633	287.307
73181510	Threaded articles; other screws and bolts, whether or not with their nuts or washers, having a shank of an external diameter not exceeding 16 mm	318.548	1.649.915	1.106.862	5.739.206

Tabel 3 : Ekspor Indonesia menurut Komoditi (Kode HS 8 digit)

Mei 2023

Kode H S	Uraian golongan barang	Berat bersih (Kg)		Nilai F.O.B. (U S \$)	
		Bulan ini	Kumulatif	Bulan ini	Kumulatif
(1)	(2)	(3)	(4)	(5)	(6)
73181590	Threaded articles; other screws and bolts, whether or not with their nuts or washers, having a shank of an external diameter exceeding 16 mm	810.827	3.134.121	4.244.704	18.221.618
73181610	Threaded articles; nuts, whether or not with their nuts or washers, having a shank of an external diameter not exceeding 16 mm	185.769	795.854	1.440.260	6.176.957
73181690	Threaded articles; nuts, whether or not with their nuts or washers, having a shank of an external diameter exceeding 16 mm	50.212	251.967	517.122	3.099.452
73181910	Threaded articles; having a shank of an external diameter not exceeding 16 mm; other than those of subheading 731811 - 731816	165.341	960.791	28.208	169.158
73181990	Threaded articles; having a shank of an external diameter exceeding 16 mm; other than those of subheading 731811 - 731816	1.128	8.349	29.139	86.899
73182100	Non-threaded articles; spring washers and other lock washers	2.147	5.978	8.476	45.705
73182200	Non-threaded articles; other washers	24.706	114.966	306.240	1.419.256
73182310	Non-threaded articles; rivets having an external diameter not exceeding 16 mm	2.693	11.130	8.215	36.013
73182390	Non-threaded articles; rivets having an external diameter exceeding 16 mm	690	4.076	27.324	127.658
73182400	Non-threaded articles; cotters and cotter-pin	67.283	75.743	229.111	322.200
73182910	Non-threaded articles; having a shank of an external diameter not exceeding 16 mm; other than those of subheading 731821 - 731824	20.250	65.268	130.468	534.726
73182990	Non-threaded articles; having a shank of an external diameter exceeding 16 mm; other than those of subheading 731821 - 731824	79.297	442.064	616.609	3.555.680
73194010	Safety pins	5.125	25.589	6.845	34.207
73194020	Other pins	2.902	14.030	25.518	134.152
73199010	Sewing, darning or embroidery needles	66	4.102	3.289	4.787
73199090	Other sewing needles, knitting needles, bodkins, crochet hooks, embroidery stilettos and similar articles, for use in the hand, of iron or steel; safety pins and other pins of iron or steel, NEC	1.944	8.038	5.810	43.162
73201011	Leaf-springs and leaves; suitable for use on motor vehicles of heading 8702, 8703 or 8704	4.600.351	18.185.757	8.768.948	34.506.777
73201012	Leaf-springs and leaves; suitable for use on other motor vehicles	141.791	626.135	389.701	1.722.007
73201019	Springs and leaves for springs suitable for use on machinery of heading 8429 or 8430	32.652	170.644	61.193	315.209
73201090	Other leaf-springs and leaves	93.853	464.705	177.454	876.358
73202011	Helical springs for motor vehicles	118.967	387.949	566.746	2.086.284
73202012	Helical springs for eart-moving machinery	350	687	6.485	14.667
73202019	Helical springs; suitable for use on motor vehicles or machinery of heading 8429 or 8430; other than for motor vehicles or eart-moving machinery	2.229	13.376	32.098	131.121
73202090	Helical springs; not suitable for use on motor vehicles or machinery of heading 8429 or 8430	55.546	178.125	190.053	660.668
73209010	Other springs and leaves for springs, of iron or steel; suitable for use on motor vehicles	3.409	15.229	26.281	115.415
73209090	Other springs and leaves for springs, of iron or steel; not suitable for use on motor vehicles	411.092	1.653.172	792.493	3.225.251
73211100	Cooking appliances and plate warmers; for gas fuel or for both gas and other fuels	149.498	369.175	829.941	2.220.933
73211200	Cooking appliances and plate warmers; for liquid fuel	470	4.179	1.100	5.100
73211990	Cooking appliances and plate warmers; other than for gas/gas and both gas & other/liquid/solid fuel	2.435	8.128	20.374	51.636
73218100	Other appliances; for gas fuel or for both gas and other fuels	25	31	363	378
73218200	Other appliances; for gas liquid fuel	3	914	5	1.491

Tabel 3 : Ekspor Indonesia menurut Komoditi (Kode HS 8 digit)

Mei 2023

Kode H S	Uraian golongan barang	Berat bersih (Kg)		Nilai F.O.B. (U S \$)	
		Bulan ini	Kumulatif	Bulan ini	Kumulatif
		(1)	(2)	(3)	(4)
73218900	Other appliances; other than for gas fuel or for both gas and other fuels/liquid fuel; including appliances for solid fuel	-	104	-	1.170
73219010	Parts of kerosene stoves	492	5.629	396	6.021
73219029	Parts Of cooking appliances and plate warmers using gas fuel; other than burner; components made by stamping or pressing processes	11.346	42.541	48.867	164.696
73219090	Other parts of stoves, ranges, grates, cookers, barbecues, braziers, gas-rings, plate warmers & similar non-electric domestic appliances, of iron/steel	1.604	36.335	27.192	144.223
73221100	Radiators and parts thereof; of cast iron	-	492	-	13.215
73221900	Radiators and parts thereof; other than cast iron	20	30	412	414
73229000	Air heaters & hot air distributors (incl distributors which can also distribute fresh/conditioned air), not electrically heated, incorporating a motor-driven fan/blower, & parts thereof, of iron/steel	400	33.928	479	69.344
73231000	Iron or steel wool; pot scourers and scouring or polishing pads, gloves and the like	9.617	39.663	44.724	182.533
73239110	Kitchenware and parts thereof; of cast iron, not enamelled	9.204	48.498	12.657	89.194
73239120	Ashtrays and parts thereof; of cast iron, not enamelled	-	14	-	246
73239190	Household articles other than kitchenware and ashtrays and parts thereof; of cast iron, not enamelled	9.436	20.046	297.529	384.562
73239200	Household articles and parts thereof; of cast iron, enamelled	30	6.616	84	78.045
73239310	Kitchenware and parts thereof; of stainless steel	33.827	203.907	338.866	2.117.104
73239320	Ashtrays and parts thereof; of stainless steel	10	11	10	110
73239390	Household articles other than kitchenware and ashtrays and parts thereof; of stainless steel	11.185	94.042	168.639	2.100.889
73239400	Household articles and parts thereof; of iron (other than cast iron) or steel, enamelled	114.426	380.433	657.508	2.244.771
73239910	Kitchenware; of iron other than stainless steel and cast iron	24.181	78.060	16.381	92.448
73239920	Ashtray; of iron other than stainless steel and cast iron	-	15	-	41
73239990	Tableware, kitchenware or other household articles and parts thereof; of iron other than stainless steel and cast iron	39.426	275.555	186.739	1.315.125
73241010	Kitchen sinks; of stainless steel	1.050	8.228	8.750	78.043
73241090	Wash basins; of stainless steel	2.133	14.147	22.904	193.354
73242110	Bathtubs having rectangular or oblong interior shape; of cast iron, whether or not enamelled	251	884	4.983	13.317
73242190	Bathtubs having other than rectangular or oblong interior shape; of cast iron, whether or not enamelled	1	47	15	1.632
73242910	Bathtubs having rectangular or oblong interior shape; other than of cast iron, whether or not enamelled	-	8	-	15
73242990	Bathtubs having other than rectangular or oblong interior shape; of not cast iron, whether or not enamelled	410	1.837	6.941	51.944
73249010	Flushing water closets or urinals (fixed type)	-	5.245	-	12.115
73249091	Parts of kitchen sinks or bathtubs	7.400	12.193	8.603	12.973
73249099	Other sanitary ware and parts thereof; of iron or steel other than sinks and wash basins, baths, flushing water closets (fixed type)	6.277	36.874	107.022	559.922
73251020	Manhole covers, gratings and frames therefor; of non-malleable cast iron	-	13.892	-	42.082
73251090	Other cast articles of iron or steel; of non-malleable iron other than manhole covers, gratings, frames therefor, spouts and cups for latex collection	10.041	132.655	42.697	606.801
73259920	Manhole covers, gratings and frames therefor; of non-malleable cast iron	-	41	-	13
73259990	Manhole covers, gratings and frames therefor; of malleable cast iron	226.523	1.009.952	499.732	2.757.958
73261100	Grinding balls and similar articles for mills forged or stamped, but not further worked	1.177.447	3.083.623	1.267.115	3.320.628

Tabel 3 : Ekspor Indonesia menurut Komoditi (Kode HS 8 digit)

Mei 2023

Kode H S	Uraian golongan barang	Berat bersih (Kg)		Nilai F.O.B. (U S \$)	
		Bulan ini	Kumulatif	Bulan ini	Kumulatif
(1)	(2)	(3)	(4)	(5)	(6)
73261900	Other articles of iron or steel, other than grinding balls and similar articles for mills, forged or stamped but not further worked	870.439	3.885.336	6.394.213	33.184.815
73262050	Poultry cages and the like; of iron or steel wire	106	309	205	1.810
73262060	Rat traps; of iron or steel wire	-	17	-	8
73262070	Wire mesh curtain and blinds; of iron or steel wire	120	399	1.080	3.777
73262090	Articles of iron or steel wire other than poultry cages and the like or rat traps or wire mesh curtain and blinds	2.037.898	8.752.256	3.948.131	16.874.693
73269010	Ships' rudders; of iron or steel	1.824	7.530	8.342	25.201
73269030	Stainless steel clamp assemblies with rubber sleeves of a kind used for hubless cast iron pipes and pipe fittings; of iron or steel	22.507	87.406	73.917	878.576
73269060	Bunsen burners ; of iron or steel	-	78	-	1.218
73269070	Horseshoes; riding boot spurs; of iron or steel	4.356	10.190	345.019	842.716
73269091	Cigarette cases and boxes; of iron or steel	48.000	222.812	49.137	282.670
73269099	Other articles of iron or steel, n.e.c. in heading 7326	2.960.696	7.678.937	12.396.168	41.181.440
74010010	Copper mattes	1.994.910	5.573.820	2.391.342	6.569.618
74031100	Cathodes and sections of cathodes; of refined copper	3.114.747	48.102.696	26.474.139	427.344.752
74031200	Wire-bars; of refined copper	4.584	4.584	864	875
74031900	Copper alloys; unwrought	425.741	1.000.902	3.399.860	8.397.278
74032100	Copper-zinc base alloys (brass)	1.466.080	6.833.052	8.079.795	38.069.336
74032200	Copper-tin base alloys (bronze)	326.454	1.486.444	2.600.081	12.239.521
74032900	Copper alloys; other than brass or bronze or master alloys of heading 7405	14.872	24.422	203.510	309.704
74040000	Copper waste and scrap	2.137.590	12.126.619	16.118.270	94.038.903
74062000	Copper flakes; of lamellar structure	75.113	217.328	618.194	1.912.279
74071030	Profiles; of refined copper	7.429	52.551	85.307	550.737
74071049	Bars and rods other than square or rectangular cross-section; of refined copper	615.161	2.148.370	5.753.611	19.504.211
74072100	Bars, rods and profiles, of copper-zinc base alloys (brass)	721.465	2.505.161	6.019.575	19.558.368
74072900	Bars, rods and profiles, of copper alloys other than copper-zinc base alloys (brass)	216.281	352.238	1.466.425	2.343.577
74081130	Copper wire which the maximum cross-sectional dimension exceed 8 mm but not exceed 14 mm; of refined copper	3.238.694	11.174.967	29.898.416	104.194.270
74081190	Copper wire which the maximum cross-sectional dimension does exceed 14 mm; of refined copper	1.755.400	10.764.887	14.291.004	89.413.716
74081990	Copper wire of refined copper of which the maximum cross-sectional dimension \leq 6 mm other than plated or coated with gold or silver	3.472.672	10.342.614	32.093.777	95.643.346
74082100	Copper wire of copper-zinc base alloys (brass); of cooper alloys	170.315	674.006	1.264.271	5.096.900
74082200	Copper wire of copper-nickel base alloys (cupro-nickel)/copper-nickel-zinc base alloys (nickel silver); of cooper alloys	-	1	-	1
74082990	Copper wire of cooper alloys other than brass or cupro-nickle or nickle-silver or bronze	-	96.275	-	820.851
74091100	Copper plates, sheets and strip of a thickness exceeding 0.15 mm; of refined copper, in coils	-	5	-	329
74091900	Copper plates, sheets and strip of a thickness exceeding 0.15 mm; of refined copper, not in coils	26.710	43.785	30.079	106.587
74092100	Copper plates, sheets and strip of a thickness exceeding 0.15 mm; of copper-zinc base alloys (brass), in coils	29.615	166.129	245.560	1.380.161
74092900	Copper plates, sheets and strip of a thickness exceeding 0.15 mm; of copper-zinc base alloys (brass), not in coils	1.003	4.131	22.757	107.668
74093100	Copper plates, sheets and strip of a thickness exceeding 0.15 mm; of copper-tin base alloys (bronze), in coils	-	22	-	352
74093900	Copper plates, sheets and strip of a thickness exceeding 0.15 mm; of copper-tin base alloys (bronze), not in coils	1.389	6.420	18.214	74.301
74094000	Copper plates, sheets and strip of a thickness exceeding 0.15mm; of copper-nickel base alloys (cupro-nickel) or copper-nickel-zinc base alloys (nickel silver)	49	184	17.160	64.681

Tabel 3 : Ekspor Indonesia menurut Komoditi (Kode HS 8 digit)

Mei 2023

Kode H S	Uraian golongan barang	Berat bersih (Kg)		Nilai F.O.B. (U S \$)	
		Bulan ini	Kumulatif	Bulan ini	Kumulatif
(1)	(2)	(3)	(4)	(5)	(6)
74099000	Copper plates, sheets and strip, of a thickness exceeding 0.15mm; of copper alloys	6.186	9.176	55.855	119.077
74101110	Copper clad laminate for manufacturing printed circuit boards of a thickness (excluding any backing) not exceeding 015 mm; of refined copper, not backed	-	2	-	937
74101190	Copper clad laminate for manufacturing printed circuit boards of a thickness (excluding any backing) exceeding 015 mm; of refined copper, not backed	-	377	-	22.331
74101200	Copper foil (whether or not printed) not backed with paper, paperboard, plastics or similar backing materials), of a thickness (excluding any backing) not exceeding 015 mm; of copper alloys	-	24	-	2.050
74111000	Copper tubes and pipes; of refined copper	-	1.710	-	903
74112100	Copper tubes and pipes of copper alloys; of copper-zinc base alloys (brass)	-	232	-	3.095
74112900	Copper tubes and pipes; of copper alloys of other than copper-zinc, copper-nickel base alloys (cupro-nickel) or copper-nickel-zinc base alloys (nickel-silver))	574	964	428	6.960
74122020	Hose fittings, copper tube or pipe fittings; of copper alloys	-	12	-	373
74122091	Tube or pipe fittings of copper-zinc base alloys (brass), other than hose fittings	10.248	45.863	170.621	718.180
74122099	Tube or pipe fittings other than of copper-zinc base alloys (brass), other than hose fittings	38.307	1.458.595	662.607	3.045.451
74130011	Cables; of copper not electrically insulated of a diameter not exceeding 2828 mm	414	468	7.642	17.745
74130019	Stranded wire, plaited bands and the like; of copper not electrically insulated Of a diameter not exceeding 2828 mm	-	0	-	1
74130091	Cables; of copper electrically insulated of a diameter exceeding 2828 mm	7	175	35	2.894
74130099	Stranded wire, plaited bands and the like; of copper electrically insulated of a diameter exceeding 2828 mm	-	73	-	948
74151010	Nails (other than those of heading 8305); of copper or of iron or steel with heads of copper	80	20.265	113	160.318
74151020	Staples (other than those of heading 8305); of copper or of iron or steel with heads of copper	-	2	-	8
74151090	Tacks, drawing pins (other than those of heading 8305); of copper or of iron or of steel with heads of copper	32	1.573	1.443	65.389
74152100	Washers (including spring washers) not threaded (other than those of heading 8305); of cooper	420	1.450	391	3.550
74152900	Rivets, cotters, cotter-pins and similar articles, not threaded (other than those of heading 8305); of cooper	147	314	2.946	18.807
74153310	Screws threaded (other than those of heading 8305); of copper	3.579	10.390	74.775	397.955
74153320	Bolts and nuts threaded (other than those of heading 8305); of copper	8.560	21.762	15.551	49.260
74153900	Other threaded articles (other than those of heading 8305 and 7514); of copper	23.749	87.481	160.158	511.213
74181010	Pot scourers and scouring or polishing pads, gloves and the like; of copper	120	424	820	1.078
74181030	Cooking or heating apparatus of a kind used for household purposes, non-electric and parts thereof; of copper	7.394	22.437	31.675	115.117
74181090	Other household articels and parts thereof; of copper	28	1.692	1.584	24.697
74182000	Sanitary ware and parts thereof; of copper	254	6.154	3.219	71.532
74192010	Chain and parts thereof, cast, moulded, stamped or forged, but not further worked; of copper	-	27	-	250
74192090	Articles of copper oth than chain & parts thereof or reservoirs or tanks or vats & similar containers not fitted with mechanical/thermal equipment; cast/moulded/stamped/forged, but not further worked	3	203	572	2.022
74198010	Chain and parts thereof of copper; other than cast, moulded, stamped or forged, but not further worked	-	2	-	12
74198029	Grill and netting; of copper wire	609	3.123	19.300	84.560

Tabel 3 : Ekspor Indonesia menurut Komoditi (Kode HS 8 digit)

Mei 2023

Kode H S	Uraian golongan barang	Berat bersih (Kg)		Nilai F.O.B. (U S \$)	
		Bulan ini	Kumulatif	Bulan ini	Kumulatif
(1)	(2)	(3)	(4)	(5)	(6)
74198030	Springs of copper	10	25	4.044	9.218
74198040	Cigarette cases or boxes; of expanded metal of copper	-	4	-	467
74198050	Cooking or heating apparatus, other than of a kind used for domestic purposes, and parts thereof; of expanded metal of copper	13.288	25.090	6.746	17.936
74198060	Articles specially designed for use during religious rites; of expanded metal of copper	-	46	-	30
74198080	Reservoirs, tanks, vats and similar containers not fitted with mechanical or thermal equipment of a capacity of 300 l or less; of expanded metal of copper	-	1.400	-	12.429
74198090	Other articles of copper n.e.c. of heading 7419	5.388	7.800	42.075	246.316
75011000	Nickel mattes	40.710.670	142.883.278	499.735.297	1.992.865.119
75012000	Nickel oxide sinters and other intermediate products; of nickel metallurgy	60.696.898	315.178.436	191.128.051	1.050.586.393
75030000	Nickel waste and scrap	144.276	303.195	687.624	2.003.164
75052200	Wire; of nickel alloys	-	2.707	-	91.049
75062000	Plates, sheets, strip and foil; of nickel alloyed	2	9	10	55
75071200	Tubes and pipes; of nickel alloyed	1.276	1.276	96.245	96.245
75089030	Bolts and nuts; of nickel	1	2.913	3	2.869
75089050	Electroplating anodes, including those produced by electrolysis; of nickel	-	1.241	-	1.586.348
75089090	Other articles of nickel	540	22.516	7.652	1.380.600
76011000	Unwrought aluminium, not alloyed	261	52.345	2.697	273.537
76012000	Unwrought aluminium, alloyed	4.004.711	23.086.279	9.147.233	52.737.188
76020000	Aluminium waste and scrap	819.445	4.775.711	1.560.047	6.659.030
76032010	Aluminium Flakes	80.842	80.842	13.328	13.328
76032020	Aluminium powders; of lamellar structure	262.592	602.592	23.712	52.237
76041010	Bars and rods; of aluminium not alloyed	60.466	303.269	169.593	885.580
76041090	Profiles of aluminium not alloyed	43.158	118.390	134.723	478.554
76042110	Hollow profiles of a kind suitable for making cooling coils of motor vehicle air conditioning machines; of aluminium alloys	1.380	1.709	2.752	11.781
76042120	Aluminium spacers for doors and windows; of aluminium alloys	2	7	1.622	2.646
76042190	Other hollow profiles of aluminium alloys	859.576	3.755.970	3.447.349	14.929.033
76042910	Extruded bars and rods; of aluminium alloys	2.949.306	12.229.114	11.859.515	49.431.226
76042990	Other extruded bars, rods and profiles; of non aluminium alloys	26.207	43.220	113.679	242.063
76051100	Aluminium wire of which the maximum cross-sectional dimension exceeds 7 mm; of aluminium not alloyed	925.478	2.803.926	2.711.747	8.256.395
76051990	Other aluminium wire of aluminium not alloyed	48.496	299.725	180.593	1.096.855
76052910	Aluminium wire of a diameter not exceeding 0254 mm; of aluminium alloyed	-	24	-	7
76052990	Other aluminium wire; of aluminium alloyed	41.015	201.722	143.071	668.083
76061110	Aluminium plates, sheets and strip, of a thickness exceeding 0.2 mm; rectangular (including square) plain or figured by rolling or pressing, not otherwise surface treated; of aluminium not alloyed	213.026	703.525	671.335	2.255.608
76061190	Aluminium plates, sheets and strip, of a thickness not exceeding 0.2 mm; rectangular (including square) plain or figured by rolling or pressing, not otherwise surface treated; of aluminium not alloyed	30.329	208.390	1.165	261.582
76061220	Aluminium plates, not sensitised, of a kind used in the printing industry; of aluminium alloys, of a thickness exceeding 02 mm	337	1.873	11.560	69.348
76061239	Rectangular aluminium sheet of alloys, not surface worked, of a thickness exceeding 0.2 mm	-	3.606	-	14.791
76061290	Rectangular aluminium strip of alloys, of a thickness exceeding 0.2 mm	1	237.853	1	808.055
76069100	Aluminium plates, sheets and strip, thickness exceeding 0.2mm, not rectangular, not alloyed	279	20.362	11.145	114.414
76069200	Aluminium plates, sheets and strip, thickness exceeding 0.2mm, not rectangular, of aluminium alloys	5	1.279.870	6	3.823.481

Tabel 3 : Ekspor Indonesia menurut Komoditi (Kode HS 8 digit)

Mei 2023

Kode H S	Uraian golongan barang	Berat bersih (Kg)		Nilai F.O.B. (U S \$)	
		Bulan ini	Kumulatif	Bulan ini	Kumulatif
(1)	(2)	(3)	(4)	(5)	(6)
76071100	Aluminium foil rolled but not further worked of a thickness (excluding any backing) not exceeding 02 mmnn, not backed	1.511.223	6.685.836	6.053.817	27.803.314
76071900	Aluminium foil rolled but not further worked of a thickness (excluding any backing) exceeding 02 mmnn, not backed	140.074	563.755	193.271	552.348
76072010	Aluminium foil for thermal insulation, backed	24.968	57.161	82.611	190.516
76072091	Aluminium foil printed with patterns, or in gold or silver colour, backed	1	1	391	407
76072099	Aluminium foil not for thermal insulation, backed	4.687	119.430	20.509	988.673
76081000	Aluminium tubes and pipes; of aluminium, not alloyed	533	17.742	2.908	105.312
76082000	Aluminium tubes and pipes; of aluminium, alloys	170.657	674.752	912.258	3.567.303
76090000	Aluminium tube or pipe fittings (for example, couplings, elbows, sleeves)	20.290	69.703	112.516	567.075
76101010	Aluminium structure for doors & their frames & thresholds for doors	50.737	388.747	490.376	2.964.224
76101090	Aluminium structure for windows & their frames & thresholds for windows	201.702	488.615	1.106.886	2.588.801
76109030	Aluminium structure for internal or external floating roofs for petroleum storage tanks	-	1	-	0
76109091	Aluminium structure for Bridges and bridge-sections; towers or lattice masts	6.856	27.178	31.978	147.437
76109099	Other aluminium plates, rods, profiles, tubes and the like, prepared for use in structures	209.600	1.407.573	862.983	5.833.248
76110000	Aluminium reservoirs,tanks,vats&similar containers,for any material oth than compressed/liquefied gas, of a capacity>300 l, whether/not lined/ heat- insulated, not fitted wh mechanical/thermal equip	5.282	41.045	19.833	87.619
76121000	Aluminium collapsible tubular containers	2.589	21.973	44.219	338.769
76129010	Aluminium seamless containers of a kind suitable for fresh milk	-	1	-	3
76129090	Other aluminium casks, drums, cans, boxes and containersfor any material	909.347	4.163.061	4.103.692	18.202.040
76130000	Aluminium containers for compressed or liquefied gas	3.114	49.474	71.555	352.480
76141011	Cables with steel core of a diameter not exceeding 253 mm	-	140	-	1.656
76141019	Cables of aluminium not electrically insulated with steel core a diameter exceeding 28.28 mm	4.197	30.302	161.813	1.052.662
76141090	Stranded wire plaited bands and the like of aluminium not electrically insulated with steel core	1.102	1.177	207.910	207.952
76149011	Cables of aluminium not electrically insulated, without steel core of diameter not exceeding 25.3 mm	218.642	613.560	1.831.441	4.972.084
76149019	Cables of aluminium not electrically insulated without steel core of a diameter exceeding 28.28 mm	2	3	63	153
76149090	Stranded wire plaited bands and the like of aluminium not electrically insulated without steel core	161.272	548.744	615.472	1.494.639
76151010	Pot scourers and scouring or polishing pads, gloves and the like; of aluminium	-	629	-	589
76151090	Tableware, kitchenware or Other household articles and parts thereof; of aluminium	69.510	404.227	482.940	2.835.045
76152020	Bedpans, urinals and chamber-pots; of aluminium	-	44	-	63
76152090	Other sanitary ware and parts thereof; of aluminium	4.609	10.621	2.751	67.241
76161010	Nails (other than those of heading 8305); of aluminium	116	191	10	40
76161020	Staples (other than those of heading 8305), hooks, bolts and nuts; of aluminium	54	558	5.021	17.685
76161090	tacks, screws,screw hooks, rivets, cotters, cotter-pins, washers and similar articles :of aluminium	1.505	7.612	54.700	226.428
76169100	Cloth, grill, netting and fencing; of aluminium wire	-	1.445	-	1.872
76169930	Aluminium Slugs, round, of such dimension that the thickness exceeds one-tenth of the diameter	2	5	0	32
76169940	Bobbins, spools, reels and similar supports for textile yarn; of aluminium	27.098	175.326	1.176	73.116
76169951	Venetian blinds of aluminium	7.888	21.101	39.937	190.757
76169959	Blinds other than venetian blinds of aluminium	9.049	102.056	49.752	532.151

Tabel 3 : Ekspor Indonesia menurut Komoditi (Kode HS 8 digit)

Mei 2023

Kode H S	Uraian golongan barang	Berat bersih (Kg)		Nilai F.O.B. (U S \$)	
		Bulan ini	Kumulatif	Bulan ini	Kumulatif
(1)	(2)	(3)	(4)	(5)	(6)
76169960	Spouts and cups of a kind used for latex collection; of aluminium	113	903	230	980
76169980	Expanded metal; of aluminium	7.636	42.333	52.440	296.697
76169990	Other articles of aluminium	159.339	911.472	918.857	5.283.947
78011000	Unwrought refined lead	-	151.720	-	345.443
78019100	Unrefined lead containing by weight antimony as the principal other element	101.867	101.867	218.654	218.654
78019900	Unrefined lead containing by weight antimony not as the principal other elemen	1.408.426	4.869.221	2.785.830	7.006.775
78041190	Lead sheets, strip and foil of a thickness exceeding 015 mm	-	19	-	1.260
78041900	Lead plates	-	19	-	451
78060020	Lead bars, rods, profiles and wire	40.467	162.187	458.359	2.059.927
78060030	Lead tubes, pipes and tube or pipe fittings (for example, couplings, elbows, sleeves)	855	857	3.687	3.707
78060040	Lead wool; washers; electroplating anodes	-	1.700	-	17.882
78060090	Other articles of lead	570	4.452	82	42.327
79011100	Unwrought zinc, not alloyed containing by weight 9999 % or more of zinc	-	22	-	44
79011200	Unwrought zinc, not alloyed containing by weight less than 9999 % of zinc	99.019	442.565	245.540	1.193.298
79012000	Zinc alloys	50.138	220.386	115.930	570.962
79020000	Zinc waste and scrap	361.222	1.758.937	680.615	3.746.894
79031000	Zinc dust	306.763	1.775.970	1.020.273	6.346.021
79039000	Zinc powders and flakes	-	500.494	-	367.245
79040000	Zinc bars, rods, profiles and wire	30	30	124	124
79050040	Zinc plates, sheets, strip and foil of a thickness not exceeding 015 mm	-	993	-	1.864
79050090	Zinc plates, sheets, strip and foil of a thickness exceeding 015 mm	1.476	2.022	2.997	4.677
79070030	Gutters, roof capping, skylight frames and other fabricated building components; of zinc	2.399	25.186	1.092	12.805
79070092	Other household articles; of zinc	12	555	131	1.875
79070093	Electroplating anodes; stencil plates; nails, tacks, nuts, bolts, screws, rivets and similar fastening; zinc calots for the manufacture of batteries of zinc	-	2.063	-	5.726
79070099	Other articles of zinc n.e.c. of subheading 7907	157.900	1.197.817	95.767	1.171.503
80011000	Unwrought tin, not alloyed	7.032.818	23.726.558	184.591.364	614.263.780
80012000	Unwrought tin, alloyed	-	4	-	21
80030010	Tin bars and rods for soldering	23.205	239.970	434.413	5.734.515
81019600	Wire; of tungsten (wolfram)	20	2.105	45	16.460
81019700	Waste and scrap; of tungsten (wolfram)	9.900	74.102	169.837	1.482.462
81019910	Bars and rods, other than those obtained simply by sintering; profiles, sheets, strip and foil; of tungsten (wolfram)	-	0	-	19
81019990	Other articles of tungsten (wolfram)	6	14	24	2.358
81029600	Wire; of molybdenum	150	160	213	223
81029700	Waste and scrap; of molybdenum	-	1.300	-	26.000
81033000	Waste and scrap; of tantalum	2.455	15.151	200.168	1.086.966
81039100	Crucibles; of tantalum	-	2	-	2.993
81042000	Waste and scrap of magnesium	97.650	249.454	206.668	504.934
81043000	Raspings, turnings and granules, graded according to size; powders of magnesium	-	126	-	814
81053000	Waste and scrap of cobalt	-	6.862	-	58.456
81059000	Cobalt mattes and other intermediate products of cobalt metallurgy	-	0	-	86
81069090	Wrought bismuth; waste and scrap; powders; containing 99.99 % or less of bismuth, by weight	210	210	3.354	3.354
81083000	Waste and scrap; of titanium	10.114	44.385	52.320	222.584
81089000	Other articles of titanium	1	5.485	3	43.575
81110010	Waste and scrap; of manganese	2.753.001	22.890.001	5.528.331	46.437.051
81121900	Articles of beryllium; other than waste and scrap; wrought	-	9	-	1.127

Tabel 3 : Ekspor Indonesia menurut Komoditi (Kode HS 8 digit)

Mei 2023

Kode H S	Uraian golongan barang	Berat bersih (Kg)		Nilai F.O.B. (U S \$)	
		Bulan ini	Kumulatif	Bulan ini	Kumulatif
(1)	(2)	(3)	(4)	(5)	(6)
81130000	Cermets and articles thereof, including waste and scrap	-	20	-	1.704
82011000	Hand tools; Spades and shovels	70	359	149	355
82013010	Hand tools; Hoes and rakes	-	3	-	75
82013090	Hand tools; Mattocks, picks	514	2.704	584	1.827
82014000	Hand tool; axes, bill hooks and similar hewing tools	450	456	450	467
82015000	Hand tool; Secateurs and similar one-handed pruners and shears (including poultry shears)	19	56	120	474
82019000	hand tools; forks, scythes, sickles, hay knives, timber wedges, and other hand tools of a kind used in agriculture, horticulture or forestry n.e.c. in heading 8201	55	21.936	1.072	166.873
82021000	Hand saws	240	845	1.588	6.415
82022000	Band saw blades	49	73	17	113
82023100	Circular saw blades (including slitting or slotting saw blades) with working part of steel	2.852	16.969	112.027	640.981
82023900	Circular saw blades (including slitting or slotting saw blades) with working part of materials other than steel	9.967	46.051	372.521	1.530.704
82024000	Chain saw blades	-	38	-	70
82029100	Straight saw blades, for working metal	49	65	1.248	2.255
82029910	Straight saw blades, not for working metal	-	38	-	115
82029990	Saw blades parts	98.688	362.060	968.950	3.804.105
82031000	Files, rasps and similar tools	48.504	135.117	184.979	608.865
82032000	Pliers (including cutting pliers), pincers, tweezers and similar tools	1.524	3.867	11.149	44.138
82033000	Metal cutting shears and similar tools	289	449	7.989	27.960
82034000	Pipe-cutters, bolt croppers, perforating punches and similar tools	25.226	27.667	6.972	93.407
82041100	Hand-operated spanners and wrenches; non-adjustable	3.359	10.988	32.761	99.590
82041200	Hand-operated spanners and wrenches; adjustable	784	1.900	7.600	20.004
82042000	Interchangeable spanner sockets, with or without handles	2.241	9.142	30.925	84.829
82051000	Drilling, threading or tapping tools, hand operated	1.907	17.687	10.683	45.908
82052000	Hammers and sledge hammers	1.072	12.408	1.063	7.788
82053000	Planes, chisels, gouges and similar cutting tools for working wood	572	607	129	411
82054000	Screwdrivers	950	1.813	2.291	11.645
82055100	Household tools	22	542	668	8.761
82055900	Glaziers' diamondstools	9.520	34.729	142.313	720.923
82056000	Blow lamps	7	110	200	2.488
82057000	Vices, clamps and the like	6.958	46.749	61.667	501.541
82059000	Other hand tool including sets of articles of two or more subheadings of this heading	668	13.884	13.108	421.476
82060000	Tools of two or more of the headings 8202 to 8205, put up in sets for retail sale	1.761	14.665	20.731	105.226
82071300	Rock drilling or earth boring tools with working part of cermets Interchangeable tools for hand tools	-	36	-	10.722
82071900	Rock drilling or earth boring tools without working part of cermets, Interchangeable tools for hand tools including parts	5.607	18.470	102.983	423.525
82072000	Dies for drawing or extruding metal Interchangeable tools for hand tools	9.980	85.990	62.100	266.034
82073000	Tools for pressing, stamping or punching Interchangeable tools for hand tools	175.612	450.547	1.927.695	5.228.028
82074000	Tools for tapping or threading Interchangeable tools for hand tools	262	1.264	904	22.910
82075000	Tools for drilling, other than for rock drilling Interchangeable tools for hand tools	21.118	64.922	596.471	2.541.193
82076000	Tools for boring or broaching Interchangeable tools for hand tools	657	2.887	5.678	18.273
82077000	Tools for milling Interchangeable tools for hand tools	9.358	34.860	1.180.404	5.301.694
82078000	Tools for turning Interchangeable tools for hand tools	21	185	10.706	68.602
82079000	Screw driving, interchangeable tools	79.675	282.926	1.066.169	3.279.410
82081000	Knives and cutting blades for metal working	28	51	525	3.096
82082000	Knives and cutting blades for wood working	87.939	412.355	811.400	3.731.610

Tabel 3 : Ekspor Indonesia menurut Komoditi (Kode HS 8 digit)

Mei 2023

Kode H S	Uraian golongan barang	Berat bersih (Kg)		Nilai F.O.B. (U S \$)	
		Bulan ini	Kumulatif	Bulan ini	Kumulatif
(1)	(2)	(3)	(4)	(5)	(6)
82083000	Knives and cutting blades for kitchen appliances or for machines used by the food industry	-	690	-	24.604
82089000	Knives and cutting blades, other than for metal working or wood working or for kitchen appliances or machines used by the food industry or agricultural, horticultural or forestry machines	1.751	9.104	106.914	649.632
82090000	Plates, sticks, tips and the like for tools, unmounted, of cermets	498	2.224	36.574	234.466
82100000	Hand-operated mechanical appliances, weighing 10 kg or less, used in the preparation, conditioning or serving of food or drink	-	1.149	-	12.636
82111000	Sets of assorted articles knives with cutting blades, serrated or not other than knives of heading 8208	-	3	-	24
82119100	Table knives having fixed blades serrated or not other than knives of heading 8208	9.684	28.882	139.142	427.711
82119250	Knives having fixed blades of a kind used for agriculture, horticulture or forestry serrated or not other than knives of heading 8208	-	248	-	3.504
82119299	Knives having fixed blades excluding table knives or of a kind used for agriculture, horticulture or forestry or hunting, diving, and scouts' knives	468	4.259	8.566	102.052
82119321	Knives having other than fixed blades of a kind used for agriculture, horticulture or forestry with handle of base metal	-	8	-	202
82119329	Knives having other than fixed blades of a kind used for agriculture, horticulture or forestry with handle other than of base metal	-	53	-	4.640
82119330	Flick knives or spring knives; penknives with blades of 15 cm or more in length	-	54	-	160
82119390	Flick knives or spring knives; penknives with blades of 15 cm less in length	1	184	170	16.367
82119490	Blades for knives of a kind used other than for agriculture, horticulture or forestry	30	31	1.006	1.200
82119500	Knife handles of base metal	11	38	11.037	14.319
82121000	Razors	86	252	2.110	11.857
82122010	Double-edged razor blades	30	573	621	30.300
82122090	Safety razor blade blanks in strips	2	44	5	1.990
82130000	Scissors, tailors' shears and similar shears, and blades therefor	131	1.116	321	14.790
82141000	Paper knives, letter openers, erasing knives, pencil sharpeners and blades therefor	23	53	212	449
82142000	Manicure or pedicure sets and instruments (including nail files)	96	142	7.494	7.598
82149000	Hair clippers, butchers' or kitchen cleavers, choppers and mincing knives	24.553	34.994	8.187	59.528
82151000	Sets of assorted articles of kitchen and tableware containing at least one article plated with precious metal	-	54	-	717
82152000	Sets of assorted articles similar kitchen or tableware	16.741	56.078	168.403	589.720
82159100	Spoons, forks, ladles, skimmers, cake-servers, fish-knives, butter-knives, sugar tongs and similar kitchen or tableware plated with precious metal	-	0	-	344
82159900	Spoons, forks, ladles, skimmers, cake-servers, fish-knives, butter-knives, sugar tongs and similar kitchen or tableware not plated with precious metal	140.795	546.175	1.985.025	8.203.560
83011000	Padlocks (key, combination or electrically operated); of base metal	537	1.786	14.843	63.857
83012000	Locks of a kind used for motor vehicles; of base metal	59.586	263.352	1.118.973	5.147.973
83013000	Locks of a kind used for furniture; of base metal	287	1.612	461	5.617
83014020	Door locks; of base metal	251	1.454	728	6.859
83014090	Locks not used for motor vehicles or furniture other than handcuffs or door locks	3.150	34.948	27.488	376.019

Tabel 3 : Ekspor Indonesia menurut Komoditi (Kode HS 8 digit)

Mei 2023

Kode H S	Uraian golongan barang	Berat bersih (Kg)		Nilai F.O.B. (U S \$)	
		Bulan ini	Kumulatif	Bulan ini	Kumulatif
(1)	(2)	(3)	(4)	(5)	(6)
83015000	Clasps and frames with clasps, incorporating locks; of base metal	40	293	440	3.111
83016000	Parts of padlocks and locks; of base metal	24.272	121.192	1.453.602	3.316.998
83017000	Keys presented separately of padlocks and lock; of base metal	1.272	4.796	132.063	452.353
83021000	Hinges; of base metal	26.818	91.987	241.478	872.480
83022010	Castors with mounting of base metal of a diameter (including tyres) exceeding 100 mm, but not exceeding 250 mm	-	5	-	278
83022090	Castors with mounting of base metal of a diameter (including tyres) exceeding 250 mm	2.286	147.738	22.387	421.548
83023010	Hasps suitable for motor vehicles; of base metal	180	468	557	1.219
83023090	Mountings, fittings and similar articles suitable for motor vehicles; of base metal	189.430	762.012	2.181.614	5.344.234
83024131	Hasps suitable for building; of base metal	98	801	235	11.303
83024139	Bolts, hooks and eyes, staples of base metal, a kind suitable for building	26	398	606	7.867
83024190	Other mountings, fittings and similar articles of base metal suitable for buildings	320.464	1.465.816	1.439.037	6.473.000
83024220	Hasps; of base metal of a kind suitable for furniture	-	73	-	806
83024290	Bolts, hook sand eyes, staples; of base metal, a kind suitable for furniture	152.416	655.034	587.752	2.743.800
83024910	Mountings, fittings and similar articles; of base metal of a kind suitable for saddlery	-	213	-	5.857
83024991	Hasps of base metal a kind suitable for trunks, chests, caskets or the like	-	40	-	2.694
83024999	Base metal fittings and similar articles of a kind suitablefor trunks, chests, caskets or the like	54.082	285.197	297.310	1.458.552
83025000	Hat-racks, hat-pegs, brackets and similar fixtures; of base metal	64.813	143.185	356.549	901.162
83026000	Automatic door closers; of base metal	31.353	80.262	158.438	405.143
83030000	Armoured or reinforced safes, strong-boxes and doors and safe deposit lockers for strong-rooms, cash or deed boxes and the like; of base metal	309.660	1.163.803	630.419	2.766.797
83040010	Filing cabinets and card-index cabinets; of base metal	161	11.212	1.554	38.107
83040091	Paper trays, paper rests, pen trays, office-stamp stands and similar office or desk equipment; of aluminium, other than office furniture of heading 9403	1.228	9.052	1.550	20.234
83040099	Paper trays, paper rests, pen trays, office-stamp stands and similar office or desk equipment; of base metal, other than office furniture of heading 9403	574	3.452	904	7.672
83051010	Fittings for double loop wire binders; of base metal	-	30	-	30
83051090	Fittings for loose-leaf binders or files other than for double loop wire binder; of base metal	97	1.793	462	3.579
83052010	Staples in strips of a kind for office use; of base metal	85	94	73	138
83052020	Staples in strips other than for office use (example, upholstery, packaging); of iron or steel	6	1.219	17	2.942
83052090	Staples in strips of base metal other than iron or steel, not a kind for office use	3	18	55	104
83059010	Paper clips; of base metal	120	516	200	913
83059090	Letter clips, letter corners, indexing tags and similar office articles, of base metal, including parts	246	5.785	324	26.592
83061000	Bells, gongs and the like, non-electric; of base metal	1.929	8.287	39.306	184.994
83062100	Statuettes and other ornaments plated with precious metals	1.808	8.446	19.498	73.655
83062910	Statuettes and other ornaments; of copper or of lead	16.126	129.194	217.396	1.288.139
83062920	Statuettes and other ornaments; of nickel	-	1	-	7
83062930	Statuettes and other ornaments; of aluminium	8.155	43.981	115.383	492.748
83062990	Statuetes and other ornamen; of iron or steel	90.548	367.003	515.514	2.394.680
83063010	Photograph, picture or similar frames, mirrors; of copper	1.913	3.864	12.201	39.446
83063099	Photograph, picture or similar frames; mirrors made of basemetal other than copper	5.694	55.204	30.671	306.324

Tabel 3 : Ekspor Indonesia menurut Komoditi (Kode HS 8 digit)

Mei 2023

Kode H S	Uraian golongan barang	Berat bersih (Kg)		Nilai F.O.B. (U S \$)	
		Bulan ini	Kumulatif	Bulan ini	Kumulatif
		(1)	(2)	(3)	(4)
83071000	Flexible tubing with or without fittings; of iron or steel	69	46.814	429	220.146
83079000	Flexible tubing with or without fittings; of base metal other than of iron or steel	-	787	-	8.865
83081000	Hooks, eyes, eyelets used for clothing/clothingacc, footwear, jewellery, watches, books, awnings and leather; of base metal	1.748	7.007	43.676	177.742
83082000	Tubular or bifurcated rivets; of base metal	4	30	3.756	25.608
83089010	Beads including parts; of base metal	1.343	6.387	23.656	40.779
83089020	Spangles including parts; of base metal	9	9	1.074	1.074
83089090	Clasps, frames with clasps, buckles, buckle-clasps; of base metal	4.697	26.873	102.970	617.876
83091000	Crown corks; of base metal	-	1.584	-	5.502
83099010	Capsules for bottles; of base metal	3	5	50	1.723
83099020	Top ends; of aluminium cans	88.442	240.907	472.061	1.374.735
83099060	Aerosol can ends; of tinplate	-	2	-	23
83099070	Other caps for cans; of base metal	68.330	317.504	180.050	654.229
83099089	Bungs for metal drums; bung covers; seals; case corner protectors; of aluminium	1.093	3.085	16.023	43.411
83099091	Bottle caps, screw caps; of base metal other than aluminium	6.099	6.160	30.108	30.853
83099092	Bungs for metal drums; bung covers; seals; case corner protectors; of base metal other than aluminium	3.050	58.108	18.306	287.371
83099099	Other packing accessorie; of base metal	23.653	74.692	232.155	756.370
83100000	Sign-plates, name-plates, address-plates and similar plates, numbers, letters and other symbols, of base metal, excluding those of heading 9405	303	6.677	12.338	115.418
83111010	Coated electrodes for electric arc-weldin; of base metal, in rolls	4	7.731	88	24.491
83111090	Coated electrodes , for electric arc-welding; of base metal in a forms other than rolls	359.053	1.880.262	951.938	3.893.562
83112021	Cored wire for electric arc-welding containing by weight 45 % or more of carbon and 20 % or more of chromium; of alloy steel, in rolls	30	30	78	78
83112029	Cored wire for electric arc-welding containing by weight 45 % or more of carbon and 20 % or more of chromium; of alloy steel, other than in rolls	-	1.577	-	1.641
83112090	Cored wire for electric arc-welding made of base metal other than alloy steel	5	10.400	17	33.993
83113021	Cored wire for soldering, brazing or welding by flame containing by weight 45 % or more of carbon and 20 % or more of chromium; of alloy steel, in rolls	231	336	1.589	6.697
83113029	Cored wire for soldering, brazing or welding by flame containing by weight 45 % or more of carbon and 20 % or more of chromium; of alloy steel, other than in rolls	568	16.319	2.724	67.053
83113099	Coated rods for soldering, brazing or welding by flame; of base metal, other than in rolls	-	10	-	87
83119000	Wire and rods of agglomerated base metal powder used for metal spraying	2.540	5.464	70.987	144.893
84013000	Fuel elements (cartridges), non-irradiated	-	10	-	465
84021110	Watertube boilers with a steam production exceeding 45 t per hour electrically operated other than central heating hot water	53	53	4.605	4.605
84021219	Watertube boilers with a steam production not exceeding 15 t per hour electrically operated other than central heating hot water	2.360	46.045	32.965	539.831
84021919	Other vapour generating boilers including hybrid boilers other than central heating hot water with a steam production not exceeding 15 t per hour electrically operated	-	40.268	-	264.586
84022010	Super-heated water boilers other than central heating hotwater electrically operated	-	22	-	141

Tabel 3 : Ekspor Indonesia menurut Komoditi (Kode HS 8 digit)

Mei 2023

Kode H S	Uraian golongan barang	Berat bersih (Kg)		Nilai F.O.B. (U S \$)	
		Bulan ini	Kumulatif	Bulan ini	Kumulatif
(1)	(2)	(3)	(4)	(5)	(6)
84029010	Boiler bodies, shells or casings, parts for Steam or other vapour generating boilers	-	170	-	7.624
84029090	Parts for steam or other vapour generating boilers other than boiler bodies, shells or casings	582	48.023	36.967	338.065
84031000	Boilers of central heating boilers other than those of heading 8402	17.210	37.210	97.906	242.156
84039090	Parts for central heating boilers other than Boiler bodies, shells or casings than those of heading 8402	2.400	316.213	12.500	1.181.053
84041011	Soot removes (soot blower) for steam or other vapour power units for use with boilers of heading 8402	-	311	-	26.800
84041019	Economisers, super-heaters and gas recoverers for steam or other vapour power units for use with boilers of heading 8402	-	350	-	323
84042000	Condensers for steam or other vapour power units for use with boilers of heading 8402 or 8403	5	21	49	326
84049090	Part for use condensers or Auxiliary plant of subheadings 8404.20.00	-	47.707	-	3.663.507
84059000	Parts of producer gas or water gas generators, with or without purifiers; acetylene gas generators and similar	-	1.508	-	57.067
84069000	Parts of steam turbines and other vapour turbines	60	3.719	600	148.867
84071000	Spark-ignition reciprocating or rotary internal combustion piston engines for Aircraft	4.223	14.569	781.837	4.439.440
84072190	Spark-ignition reciprocating or rotary internal combustion a power exceeding 2238 kW for outboard motors	546	2.156	550	43.331
84072920	Spark-ignition reciprocating or rotary internal combustion a power not exceeding 2238 kW for marine propulsion engine	13.793	114.628	202.314	1.844.525
84072990	Spark-ignition reciprocating or rotary internal combustion a power exceeding 2238 kW for marine propulsion engine	-	60	-	580
84073100	Spark-reciprocating piston engines of a kind used for the propulsion of vehicles of Chapter 87 of a cylinder capacity not exceeding 50 cc	1.218	1.218	560	560
84073211	Spark-reciprocating piston engines of a kind used for the propulsion for vehicles of heading 8701 a cylinder capacity exceeding 50 cc but not exceeding 110 cc	-	1	-	2
84073212	Spark-reciprocating piston engines of a kind used for the propulsion for vehicles of heading 8711 of a cylinder capacity exceeding 50 cc but not exceeding 110 cc	-	37	-	1.380
84073222	Spark-reciprocating piston engines of a kind used for the propulsion for vehicles of heading 8711 a cylinder capacity exceeding 110 cc but not exceeding 250 cc	1.675.022	10.800.981	17.927.692	125.390.875
84073229	Spark-reciprocating piston engines of a kind used for the propulsion for vehicles of Chapter 87 other than of heading 8701 and 8711 of a cylinder capacity exceeding 110 cc but not exceeding 250 cc	-	1.590	-	10.129
84073320	Spark-reciprocating piston engines of a kind used for the propulsion for vehicles of heading 8711 a cylinder capacity exceeding 250 cc but not exceeding 1,000 cc	68.400	164.951	1.335.701	3.295.473
84073440	Full assembled sprak-reciprocating piston engines of a cylinder capacity not exceeding 1,100 cc for pedestrian controlled tractors	600	4.970	2.200	13.627
84073460	Full assembled sprak-reciprocating piston engines of a cylinder capacity exceeding 1,100 cc for other vehicles of heading 8711	-	7.272	-	5.092
84073471	Full assembled spark- reciprocating piston engines of cylinder capacity not exceeding 2,000cc, for vehicles of Chapter 87	1.167.899	3.884.329	19.518.817	61.363.983
84073472	Full assembled spark- reciprocating piston engines of cylinder capacity exceeding 2,000cc but not exceeding 3,000 cc for vehicles of Chapter 87	121.959	678.860	1.335.317	7.206.340

Tabel 3 : Ekspor Indonesia menurut Komoditi (Kode HS 8 digit)

Mei 2023

Kode H S	Uraian golongan barang	Berat bersih (Kg)		Nilai F.O.B. (U S \$)	
		Bulan ini	Kumulatif	Bulan ini	Kumulatif
(1)	(2)	(3)	(4)	(5)	(6)
84073491	Assembled not complete, spark-reciprocating piston engines cylinder capacity not exceeding 1,100cc for pedestrian controlled tractors	-	5.000	-	1.650
84073494	Assembled not complete, spark-reciprocating piston engines cylinder capacity not exceeding 2,000 cc for vehicles of chapter 87	1.099.388	5.114.490	7.399.190	33.737.061
84073499	Spark-ignition reciprocating or rotary internal combustion piston engines ; other of a cylinder capacity exceeding 3000 cc	383	598	15.375	21.616
84079010	Other engines ; of a power not exceeding 1865 kw	-	35	-	150
84079090	Other engines ; otherthan of a power not exceeding 1865 and of a power exceeding 1865 kw but not exceeding 2238 kw	15.600	16.086	229.887	236.237
84081090	Marine propulsion engines ; otherthan of a power not exceeding 2238,exceeding 2238 kw but not exceeding 100 kw and exceeding 100 kw but not exceeding 750 kw	5.587	10.437	12.471	41.999
84082010	Fully assembled for vehicles of subheading 870110	8.000	33.074	13.800	49.800
84082022	Fully assembled other ; of a cylinder capacity exceeding 2,000 cc but not exceeding 3500 cc	975	13.231	11.232	176.689
84082023	Fully assembled other ; of a cylinder capacity exceeding 3,500 cc	7.422	32.422	25.523	35.523
84082093	Engines of a kind used for the propulsion of vehicles of Chapter 87 ; other for vehicles of subheading 870110	-	615	-	4.723
84082096	Engines of a kind used for the propulsion of vehicles of Chapter 87 ; other of a cylinder capacity exceeding 3500 cc	-	2.400	-	7.800
84089010	Other engines ; of a power not exceeding 1865 kw	-	231	-	2.206
84089051	Other engines ; of a power exceeding 100 kw of a kind used for machinery of heading 8429 or 8430	170.157	855.127	3.039.253	14.931.346
84089052	Other engines ; of a power exceeding 100 kw of a kind used for railway locomotives or tramway vehicles	-	7	-	15.719
84089059	Other engines ; of a power exceeding 100 kw otherthan of a kind used for machinery of heading 8429 or 8430 and of a kind used for railway locomotives or tramway vehicles	48.485	166.228	501.709	1.718.363
84089091	Other engines ; For machinery of heading 8429 or 8430	-	10.169	-	35.169
84089099	Other engines ; otherthan For machinery of heading 8429 or 8430 and of a kind used for railway locomotives or tramway vehicles	114.255	284.907	1.069.315	2.615.346
84091000	For aircraft engines	450	1.833	320.940	772.838
84099111	Carburettos and parts thereof ; for machinery of heading 8429 or 8430	438	1.929	4.726	35.425
84099112	Cylinder blocks ; crank cases ; for machinery of heading 8429 or 8430	41.036	64.103	1.240.994	1.871.631
84099113	Cylinder liners, with an internal diameter of 50 mm or more, but not exceeding 155 mm ; for machinery of heading 8429 or 8430	15	7.411	209	74.047
84099114	Other cylinder liners ; for machinery of heading 8429 or 8430	1.087	1.108	1.734	2.612
84099115	Cylinder heads and head covers ; for machinery of heading 8429 or 8430	3.319	40.145	21.402	254.042
84099116	Pistons, with an external diameter of 50 mm or more, but not exceeding 155 mm ; for machinery of heading 8429 or 8430	1	2	1.035	1.045
84099117	Other pistons ; for machinery of heading 8429 or 8430	6.487	76.689	53.003	1.835.950
84099118	Pistons rings and gudgeon pins ; for machinery of heading 8429 or 8430	21.003	101.940	1.218.275	5.670.599
84099119	Part of For machinery of heading 8429 or 8430	101.122	402.011	696.600	2.645.342
84099121	Carburettors and parts thereof ; for vehicles of heading 8701	46	304	220	1.581
84099126	Pistons, with an external diameter of 50 mm or more, but not exceeding 155 mm ; for vehicles of heading 8701	3	3	140	140
84099129	Part of For vehicles of heading 8701	55	259	714	6.649

Tabel 3 : Ekspor Indonesia menurut Komoditi (Kode HS 8 digit)

Mei 2023

Kode H S	Uraian golongan barang	Berat bersih (Kg)		Nilai F.O.B. (U S \$)	
		Bulan ini	Kumulatif	Bulan ini	Kumulatif
		(1)	(2)	(3)	(4)
84099131	Carburettors and parts thereof ; for vehicles of heading 8711	18.728	69.861	520.567	1.775.262
84099132	Cylinder blocks crank cases ; for vehicles of heading 8711	3.564	18.610	61.367	295.573
84099134	Cylinder liners ; for vehicles of heading 8711	1	1	83	83
84099135	Cylinder heads and head covers ; for vehicles of heading 8711	16.451	74.657	270.104	1.223.869
84099137	Pistons For vehicles of heading 8711	11.043	39.606	439.768	1.330.236
84099138	Pistons rings and gudgeon pins ; for vehicles of heading 8711	1.793	9.532	102.148	504.709
84099139	Part of For vehicles of heading 8711	118.770	580.229	3.331.368	15.216.792
84099141	Carburettors and parts thereof ; for other vehicles of chapter 87	25.245	115.706	2.072.727	8.215.703
84099142	Cylinder blocks; crank cases ; for other vehicles of chapter 87	733.086	2.898.243	3.027.148	11.549.493
84099143	Cylinder liners, with an internal diameter of 50 mm or more, but not exceeding 155 mm ; for other vehicles of chapter 87	-	24	-	4.020
84099144	Other cylinder liners ; for other vehicles of chapter 87	669	5.663	5.783	74.995
84099145	Cylinder heads and head covers ; for other vehicles of chapter 87	138.299	540.521	1.720.771	6.573.066
84099146	Pistons, with an external diameter of 50 mm or more, but not exceeding 155 mm ; for other vehicles of chapter 87	103	319	2.076	6.850
84099147	Other pistons ; for other vehicles of chapter 87	3.780	14.905	79.215	310.680
84099148	Piston rings and gudgeon pins ; for other vehicles of chapter 87	37.440	173.953	3.190.125	15.391.319
84099149	Part of for other vehicles of chapter 87	214.821	806.908	3.404.036	12.707.015
84099151	cylinder blocks ; crank cases ; For marine propulsion engines of a power not exceeding 2238 kW	-	21	-	3.486
84099152	Cylinder liners, with an internal diameter of 50 mm or more, but not exceeding 155 mm ; for marine propulsion engines of a power not exceeding 2238 kw	-	77	-	2.331
84099155	Other pistons ; For marine propulsion engines of a power not exceeding 2238 kW	-	29	-	1.250
84099159	Part of For marine propulsion engines ; of a power not exceeding 2238 kW	80.419	373.441	256.586	1.167.386
84099161	Cylinder blocks ; crank cases ; For marine propulsion engines of a power exceeding 2238 kW :	159	159	122	122
84099169	Part of For marine propulsion engines of a power exceeding 2238 kW for vessels of chapter 89	-	50	-	184
84099171	Carburettors and parts thereof ; for other engines	32	115	1.367	4.545
84099172	Cylinder blocks; crank cases for other engines	1	651	5	4.270
84099173	Cylinder liners, with an internal diameter of 50 mm or more, but not exceeding 155 mm ; for other engines	-	897	-	15.601
84099177	Other pistons ; for other engines	4.987	7.572	43.468	48.343
84099179	Part of for other engines	95.188	344.829	1.252.299	4.805.846
84099911	Carburettors and parts thereof ; for engines of machinery of heading 8429 or 8430	-	25.689	-	24.878
84099912	Cylinder blocks; crank cases ; for engines of machinery of heading 8429 or 8430	-	4.159	-	77.656
84099914	Other cylinder liners ; for engines of machinery of heading 8429 or 8430	17	219	2.548	4.790
84099915	Cylinder heads and head covers ; for engines of machinery of heading 8429 or 8430	19	60	1.034	3.898
84099916	Pistons, with an external diameter of 50 mm or more, but not exceeding 155 mm ; for engines of machinery of heading 8429 or 8430	-	0	-	100
84099917	Other pistons ; for engines of machinery of heading 8429 or 8430	-	193	-	744
84099918	Piston rings and gudgeon pins ; for engines of machinery of heading 8429 or 8430	165	808	18.677	89.759
84099919	Part of For engines of machinery of heading 8429 or 8430	2.198	2.703	42.084	84.119

Tabel 3 : Ekspor Indonesia menurut Komoditi (Kode HS 8 digit)

Mei 2023

Kode H S	Uraian golongan barang	Berat bersih (Kg)		Nilai F.O.B. (U S \$)	
		Bulan ini	Kumulatif	Bulan ini	Kumulatif
		(1)	(2)	(3)	(4)
84099921	Carburettors and parts thereof ; for engines of vehicles of heading 8701	1	7	681	686
84099925	Cylinder heads and head covers ; for engines of vehicles of heading 8701	-	414.813	-	1.387.212
84099929	Part of For engines of vehicles of heading 8701	18	60	6.087	6.329
84099931	Carburettors and parts thereof ; for engines of vehicles of heading 8711	2.768	6.022	51.189	110.455
84099932	Cylinder blocks; crank cases ; for engines of vehicles of heading 8711	-	202	-	750
84099934	Cylinder heads and head covers ; for engines of vehicles of heading 8711	18	118	4.584	24.594
84099936	Piston rings and gudgeon pins ; for engines of vehicles of heading 8711	11.788	41.594	109.715	384.162
84099938	Other cylinder liners and piston ; for engines of vehicles of heading 8711	-	100	-	400
84099939	Part of For engines of vehicles of heading 8711	10	397	376	32.712
84099941	Carburettors and parts thereof ; for engines of other vehicles of chapter 87	38	1.933	787	46.409
84099942	Cylinder blocks; crank cases ; for engines of other vehicles of chapter 87	1.931.299	7.810.661	6.642.620	27.508.260
84099944	Other cylinder liners ; for engines of other vehicles of chapter 87	-	30	-	85
84099945	Cylinder heads and head covers ; for engines of other vehicles of chapter 87	36.430	260.374	233.960	1.659.198
84099946	Pistons, with an external diameter of 50 mm or more, but not exceeding 155 mm ; for engines of other vehicles of chapter 87	-	147	-	4.092
84099947	Other piston ; for engines of other vehicles of chapter 87	11	34	317	973
84099948	Piston rings and gudgeon pins ; for engines of other vehicles of chapter 87	8.707	49.812	694.103	4.038.751
84099949	Part of For engines of other vehicles of Chapter 87	346.801	1.413.685	5.191.721	20.565.517
84099959	Part of For marine propulsion engines of a power not exceeding 2238 kW ; for engines of vessels of chapter 89	-	23.486	-	26.712
84099962	Cylinder liners, with an internal diameter of 50 mm or more, but not exceeding 155 mm ; for marine propulsion engines of a power exceeding 2238 kw	1.636.080	9.601.362	3.957.197	21.888.068
84099963	Other cylinder liners ; For marine propulsion engines of a power exceeding 2238 kW	-	170	-	1.792
84099965	Other piston ; For marine propulsion engines of a power exceeding 2238 kW	-	315	-	2.079
84099969	Part of For marine propulsion engines of a power exceeding 2238 kW	209.344	882.890	2.896.502	11.365.557
84099971	Carburettors and parts thereof ; for other engines	99	1.371	536	10.026
84099972	Cylinder blocks; crank cases ; for other engines	588	1.204	16.327	24.396
84099974	Other cylinder liners ; for other engines	-	3.830	-	31.915
84099975	Cylinder heads and head covers ; for other engines	23.800	84.749	359.956	1.271.491
84099977	Other pistons ; for other engines	1.175	1.805	70.860	106.618
84099978	Piston rings and gudgeon pins ; for other engines	-	7	-	11
84099979	Part of for other engines	64.378	288.205	784.592	3.392.138
84101100	Hydraulic turbines and water wheels ; Of a power not exceeding 1,000 kW	-	60	-	717
84109000	Parts, including regulators	868	1.814	462.807	4.091.471
84111200	Turbo-jets ; Of a thrust exceeding 25 kN	-	54.141	-	744.438
84112100	Turbo propellers ; Of a power not exceeding 1,100 kW	301	3.754	3.401	198.562
84112200	Turbo propellers ; Of a power exceeding 1,100 kW	-	2.621	-	328.384
84118100	Other gas turbines ; Of a power not exceeding 5,000 kW	502	8.867	3.250	1.054.622
84118200	Other gas turbines ; Of a power exceeding 5,000 kW	14.610	24.496	3.252.825	6.064.504
84119100	Parts Of turbo-jets or turbo-propellers	607	1.527	929.074	1.682.262
84119900	Otherthan part Of turbo-jets or turbo-propellers	5.515	42.350	581.610	4.360.578
84121000	Reaction engines other than turbo-jets	-	24.010	-	14.701
84122100	Hydraulic power engines and motors ; linear acting (cylinders)	169.383	727.007	883.235	4.133.739

Tabel 3 : Ekspor Indonesia menurut Komoditi (Kode HS 8 digit)

Mei 2023

Kode H S	Uraian golongan barang	Berat bersih (Kg)		Nilai F.O.B. (U S \$)	
		Bulan ini	Kumulatif	Bulan ini	Kumulatif
		(1)	(2)	(3)	(4)
84122900	Hydraulic power engines and motors ; otherthan linear acting (cylinders)	7.920	43.043	169.697	844.099
84123100	Pneumatic power engines and motors ; linear acting (cylinder)	5.307	5.789	474	996.667
84123900	Pneumatic power engines and motors ; otherthan linear acting (cylinder)	-	98	-	5.688
84128000	Other engines and motors	9	31.193	302	814.202
84129020	Parts ; For steam or other vapour power units incorporating boilers	941	6.346	56.485	289.946
84129090	Parts otherthan	1.630	96.559	325.334	1.596.711
84131100	Pumps for dispensing fuel or lubricants, of the type used in filling-stations or in garages ; with a measuring device	116	2.283	195	17.110
84131910	Pumps fitted or designed to be fitted with a measuring device ; other electrically operated	2.410	26.578	4.793	46.887
84131920	Pumps fitted or designed to be fitted with a measuring device ; other not electrically operated	22	3.736	290	14.790
84132010	Hand pumps, other than those of subheading 841311 or 841319 ; water pumps	7.704	73.966	41.729	229.745
84132020	Hand pumps, other than those of subheading 841311 or 841319 ; breast pumps	84	285	1.361	3.098
84132090	Other Hand pumps, other than those of subheading 841311 or 841319	478	3.857	8.488	57.918
84133030	Fuel, lubricating or cooling medium pumps for internal combustion piston engines ; of motor vehicles of heading 8702,8703 or 8704	9.378	40.431	584.452	2.625.264
84133040	Fuel, lubricating or cooling medium pumps for internal combustion piston engines ; for water pump of motor vehicles of heading 8702,8703 or 8704	467	1.880	16.996	85.304
84133052	Fuel, lubricating Other, centrifugal type ; with an inlet diameter exceeding 200 mm	757	10.888	3.882	55.276
84133090	Fuel, lubricating Other, centrifugal type other	90.099	331.827	2.623.554	9.792.609
84134000	Concrete pumps	7.671	19.911	21.097	65.712
84135031	Water pumps, with a flow rate not exceeding 8,000 m3/h ; electrically operated	26.040	48.515	97.873	179.530
84135032	Water pumps, with a flow rate not exceeding 8,000 m3/h ; not electrically operated	-	2.155	-	42.574
84135090	Other reciprocating positive displacement pumps otherthan water pumps with a flow rate not exceeding 8000 m3/h and exceeding 8000 m3/h but not exceeding 13000 m3/h	3.129	8.051	98.630	310.913
84136031	Water pumps, with a flow rate not exceeding 8,000 m3/h ; electrically operated	107	3.679	4.044	18.744
84136090	Other rotary positive displacement pumps otherthan water pumps with a flow rate not exceeding 8000 m3/h and exceeding 8000 m3/h but not exceeding 13000 m3/h	9.184	59.804	145.150	1.176.133
84137011	Single stage, single suction horizontal shaft water pumps suitable for belt drive or direct coupling, other than pumps w/ shafts common w/ the prime mover ; w/ an inlet diameter not exceeding 200 mm	-	430	-	11.342
84137019	Single stage, single suction horizontal shaft water pumps suitable for belt drive or direct coupling, other than pumps with shafts common with the prime mover ; other	82.706	360.834	527.179	2.190.874
84137031	Submersible water pumps ; With an inlet diameter not exceeding 200 mm	-	105	-	1.184
84137039	Submersible water pumps otherthan With an inlet diameter not exceeding 200 mm	1.692	16.132	13.438	103.276
84137042	Other water pumps, with a flow rate not exceeding 8,000 m3/h ; with inlet diameter not exceeding 200 mm, electrically operated	3.940	19.795	42.187	164.980
84137043	Other water pumps, with a flow rate not exceeding 8,000 m3/h ; with inlet diameter not exceeding 200 mm, not electrically operated	-	556	-	8.186

Tabel 3 : Ekspor Indonesia menurut Komoditi (Kode HS 8 digit)

Mei 2023

Kode H S	Uraian golongan barang	Berat bersih (Kg)		Nilai F.O.B. (U S \$)	
		Bulan ini	Kumulatif	Bulan ini	Kumulatif
(1)	(2)	(3)	(4)	(5)	(6)
84137049	Other water pumps, with a flow rate not exceeding 8,000 m3/h ; otherthan with inlet diameter not exceeding 200 mm, electrically operated and not electrically operated	2.695	13.815	13.741	78.203
84137099	Other centrifugal pumps otherthan With an inlet diameter not exceeding 200 mm	4.133	5.099	95.171	201.309
84138113	Water pumps with a flow rate not exceeding 8,000 m3/h,electrically operated	294.687	1.286.844	1.519.269	6.621.268
84138114	Water pumps with a flow rate not exceeding 8,000 m3/h, not electrically operated	2.273	2.273	45.726	45.726
84138119	Other water pumps	25.446	133.974	666.603	2.540.675
84138210	liquid elevators ; Electrically operated	-	440	-	1.900
84139110	Part ; Of pumps of subheading 84132010	168	18.578	1.127	16.300
84139130	Part ; Of pumps of subheadings 84137011 and 84137019	4	7	468	1.327
84139140	Part ; Of other centrifugal pumps	54.242	184.196	190.523	658.770
84139190	Part ; Of other pumps	199.018	1.276.090	3.179.788	15.790.793
84139200	Part ; Of liquid elevators	-	115	-	6.030
84141000	Vacuum pumps	2.047	9.263	87.331	384.085
84142010	Hand- or foot-operated air pumps ; bicycle pumps	63	265	745	2.235
84142090	Other Hand- or foot-operated air pumps	308	3.121	1.359	7.509
84143040	Compressors of a kind used in refrigerating equipment ; With a refrigeration capacity exceeding 2110 kW, or with a displacement per revolution of 220 cc or more	4.788	23.242	113.656	413.156
84143090	Other Compressors of a kind used in refrigerating equipment	86.746	197.775	1.904.483	3.012.335
84144000	Air compressors mounted on a wheeled chassis for towing	18.412	57.098	166.155	331.539
84145110	Table fans and box fans ; with a self-contained electric motor of an output not exceeding 125 w	4.278	15.704	8.263	27.258
84145191	Other floor, wall, window, ceiling or roof fans, with a self- contained electric motor of an output not exceeding 125 W	944	20.075	1.595	122.823
84145199	Other table fans with fan guard	5.909	37.927	24.323	775.312
84145910	Fans of a kind used solely/principally for cooling microprocessors, telecommunication apparatus, automatic data processing machines/units of automatic data processing machines ; of a capacity < 125 kw	75	108	2.797	2.894
84145920	Explosion-proof air fans, of a kind used in underground mining ; of a capacity not exceeding 125 kw	-	187	-	7.143
84145930	Blowers ; Of a capacity not exceeding 125 kW	4.415	25.333	93.173	459.008
84145941	Other with fan guard Of a capacity not exceeding 125 kW	656	665	1.000	1.157
84145949	Other fans	50.744	301.246	1.145.868	6.318.572
84145950	Other blower otherthan Of a capacity not exceeding 125 kW	-	1.267	-	6.967
84145991	Table fans other With fan guard	4	816	270	7.079
84145992	Table fans ; Explosion-proof air fans, of a kind used in underground mining	7.462	36.834	259.202	1.436.741
84145999	Other table fans otherthan with fan guard and Explosion-proof air fans, of a kind used in underground mining	15.076	17.321	86.262	152.848
84146011	Laminar airflow cabinets ; fitted with filter	14.322	66.060	71.638	326.958
84146019	Hoods fitted with filter otherthan Laminar airflow cabinets	165	9.795	2.050	60.476
84146099	Hoods not fitted with a filter otherthan suitable for industrial use	91	667	884	6.382
84147011	Having a hood with maximum horizontal side not exceeding 120 cm ; fitted with filters	-	1.159	-	8.348
84148011	Laminar airflow cabinets ; fitted with filters	155.838	715.658	1.158.948	4.422.642
84148019	Other fitted with filters otherthan laminar airflow cabinets	-	7.242	-	23.305
84148021	Suitable for industrial use ; not fitted with a filter	-	5	-	600
84148029	Other not fitted with filters otherthan Suitable for industrial use	-	187	-	1.642
84148030	Free-piston generators for gas turbines	-	292	-	20.069
84148041	Gas compression modules suitable for use in oil drilling operations ; compressor otherthan those of subheading 841430 or 841440	-	16.979	-	76.216

Tabel 3 : Ekspor Indonesia menurut Komoditi (Kode HS 8 digit)

Mei 2023

Kode H S	Uraian golongan barang	Berat bersih (Kg)		Nilai F.O.B. (U S \$)	
		Bulan ini	Kumulatif	Bulan ini	Kumulatif
(1)	(2)	(3)	(4)	(5)	(6)
84148042	Of a kind used for automotive air conditioners ; compressors otherthan those of subheading 841430 or 841440	654.249	2.948.581	9.841.359	44.999.348
84148043	Sealed units for air conditioning machines ; compressors otherthan those of subheading 841430 or 841440	-	4.212	-	34.460
84148049	Other Compressors other than those of subheading 841430 or 841440	1.025	6.825	14.114	128.478
84148050	Air pumps	96.282	452.006	1.072.584	5.004.174
84148090	Air/vacuum pumps, air/oth gas compressors & fans; ventilating/recycling hoods incorporating a fan, whether/not fitted w/filters; gas-tight biological safety cabinets, whether/not fitted w/filters oth	671	9.705	5.638	43.009
84149021	Parts ; Of fans of goods of heading 8415, 8418, 8509 or 8516	3.087	11.207	50.600	177.729
84149022	Parts ; Of fans of blowers	66	15.985	99	189.410
84149029	Other parts of fans	29.289	112.456	461.400	1.735.937
84149031	Parts ; of hoods Of goods of subheading 841460	10.568	56.651	146.416	689.603
84149032	Parts ; of hoods Of goods of subheading 841480	11	685	1.252	11.401
84149041	Parts ; of goods of subheading 841410 For electrically operated machines	2.016	3.568	27.251	37.866
84149060	Parts ; Of goods of subheading 841430	29.005	40.113	1.074.551	1.282.757
84149070	Parts ; Of goods of subheading 841440	-	1	-	5
84149080	Parts ; Of goods of subheading 841470	-	27	-	4.500
84149090	Part ; Of other pumps or compressors	20.700	115.560	494.948	2.008.813
84151020	Air conditioning machines Of a kind designed to be fixed to a window, wall, ceiling or floor, self-contained or "split-system" ; of a cooling capacity not exceeding 2110 kw	150.650	665.403	1.164.994	4.967.417
84151030	Air conditioning machines Of a kind designed to be fixed to a window, wall, ceiling or floor, self-contained or "split-system" ; of a cooling capacity exceeding 2110 kw but not exceeding 2638 kw	734.119	3.852.112	4.484.302	22.623.399
84151090	Air conditioning machines Of a kind designed to be fixed to a window, wall, ceiling or floor, self-contained or "split-system" other	4.468	40.274	54.108	383.443
84152010	Explosion-proof air fans, of a kind used in underground mining ; of a capacity not exceeding 125 kw	34.920	250.969	891.931	5.999.069
84152090	Air conditioning machines Of a kind used for persons, in motor vehicles ; otherthan of a cooling capacity not exceeding 2638 kw	80	752	310	5.654
84158119	Air conditioning machine of a kind used in aircraft other	190	847	828	3.861
84158219	Of a kind used in aircraft ; otherthan Of a cooling capacity exceeding 2110 kW and with an air flow rate of each evaporator unit exceeding 6796 m3/min	-	8.340	-	215.933
84158291	Incorporating a refrigerating unit Of a cooling capacity not exceeding 2638 kW	-	4.191	-	28.940
84158299	Other, incorporating a refrigerating unit otherthan of a cooling capacity not exceeding 2638 kw	-	20	-	96
84158311	Of a kind used in aircraft ; Of a cooling capacity exceeding 2110 kW and with an air flow rate of each evaporator unit exceeding 6796 m3/min	-	12	-	150
84158319	Of a kind used in aircraft otherthan Of a cooling capacity exceeding 2110 kW and with an air flow rate of each evaporator unit exceeding 6796 m3/min	6.467	49.983	502.331	4.113.052
84158339	Of a kind used in motor vehicles (other than those of subheading 841520) ; otherthan of a cooling capacity not exceeding 2638	-	78	-	377
84158391	Not incorporating a refrigerating unit ; other of a cooling capacity not exceeding 2638 kw	5.338	21.393	33.030	168.545
84158399	Not incorporating a refrigerating unit ; otherthan of a cooling capacity not exceeding 2638 kw	5.898	15.301	458.620	653.071
84159013	Parts Of a kind used in aircraft or railway rolling stock of machines with a cooling capacity not exceeding 2110 kw	-	6	-	200

Tabel 3 : Ekspor Indonesia menurut Komoditi (Kode HS 8 digit)

Mei 2023

Kode H S	Uraian golongan barang	Berat bersih (Kg)		Nilai F.O.B. (U S \$)	
		Bulan ini	Kumulatif	Bulan ini	Kumulatif
(1)	(2)	(3)	(4)	(5)	(6)
84159014	Parts Evaporators or condensers for air conditioning machines for motor vehicles ; of machines with a cooling capacity not exceeding 2110 kw	61.263	260.370	1.396.838	5.332.452
84159015	Parts Chassis, welded and painted, other than of subheading 84159013 ; of machines with a cooling capacity not exceeding 2110 kw	959	6.183	7.415	45.064
84159019	Other parts Of machines with a cooling capacity not exceeding 2110 kW	84.992	248.258	1.786.312	4.690.565
84159029	Parts Of machines with a cooling capacity exceeding 2110 kW but not exceeding 2638 kW ; otherthan of a kind used in aircraft or railway rolling stock	275	699	4.538	9.533
84159034	Parts Of a kind used in aircraft or railway rolling stock ; with an airflow rate of each evaporator unit exceeding 6796 m3/min	226	407	4.338	11.393
84159035	Parts other With an air flow rate of each evaporator unit exceeding6796 m3/min otherthan of a kind used in aircraft or railway rolling stock	34.184	142.195	469.067	2.091.451
84159045	Parts With an air flow rate of each evaporator unit exceeding6796 m3/min otherthan of a kind used in aircraft or railway rolling stock	22.762	69.521	34.143	106.286
84159049	Part Of machines with a cooling capacity exceeding 5275 kW ; otherthan of a kind used in aircraft or railway rolling stock	24.998	71.312	305.764	837.930
84162000	Other furnace burners, including combination burners	620	3.971	166.845	185.843
84163000	Mechanical stokers, including their mechanical grates, mechanical ash dischargers and similar appliances	-	2.590	-	3.026
84169000	Part Furnace burners for liquid fuel, for pulverised solid fuel or for gas; mechanical stokers, including their mechanical grates, mechanical ash dischargers and similar appliances	54	72	3.663	3.996
84172000	Bakery ovens, including biscuit ovens	35.044	68.264	225.953	439.976
84178090	Parts otherthan Waste incinerators	-	56.126	-	481.398
84179000	Parts Industrial or laboratory furnaces and ovens, including incinerators, non-electric	17	1.059	55	53.514
84181031	Household type, of a capacity not exceeding 230 l ; fitted with separate external doors only	1.607.107	7.362.506	7.174.347	33.809.221
84181032	Other household type, of a capacity exceeding 230 l ; fitted with separate external doors only	3.918.844	15.893.323	16.432.793	70.645.849
84181039	Fitted with separate external doors only ; otherthan household type, of capacity not exceeding 230l; other household type, of a capacity exceeding 230l	2.167	21.532	12.089	145.076
84181040	Combined refrigerator Other, of a kind suitable for medical, surgical or laboratory use	10.330	24.051	141.670	263.325
84181091	Other Display counters, show-cases and the like, incorporating refrigerating equipment, of a capacity exceeding 200 l other	70	70	65	65
84181099	Combined refrigerator ; otherthan Display counters, show-cases and the like, incorporating refrigerating equipment, of a capacity exceeding 200 l other	4.984	9.202	67.208	91.047
84182110	Compression type ; Of a capacity not exceeding 230 l	553.324	5.295.450	1.926.888	18.627.371
84182190	Compression type ; otherthan Of a capacity not exceeding 230 l	-	29.557	-	13.161
84182900	Refrigerators, household type ; other	1.629	15.377	5.563	93.047
84183010	Freezers of the chest type, not exceeding 800 l capacity ; of a capacity not exceeding 200 l	2.040	5.920	9.660	27.147
84183090	Freezers of the chest type, not exceeding 800 l capacity ; other	46.486	128.739	186.267	533.683
84184010	Freezers of the upright type, not exceeding 900 l capacity ; of a capacity not exceeding 200 l	91.072	786.010	502.300	4.038.161
84184090	Freezers of the upright type, not exceeding 900 l capacity ; other	68.789	185.994	760.324	2.045.984

Tabel 3 : Ekspor Indonesia menurut Komoditi (Kode HS 8 digit)

Mei 2023

Kode H S	Uraian golongan barang	Berat bersih (Kg)		Nilai F.O.B. (U S \$)	
		Bulan ini	Kumulatif	Bulan ini	Kumulatif
		(1)	(2)	(3)	(4)
84185011	Display counters, show-cases and the like, incorporating refrigerating equipment, of a capacity exceeding 200 l ; of a kind suitable for medical, surgical or laboratory use	-	1.272	-	22.334
84185019	Display counters, show-cases and the like, incorporating refrigerating equipment, of a capacity exceeding 200 l ; otherthan of a kind suitable for medical, surgical or laboratory use	116.793	989.210	413.757	5.417.589
84185091	Other furniture Of a kind suitable for medical, surgical or laboratory use	-	20	-	120
84185099	Other furniture ; otherthan Of a kind suitable for medical, surgical or laboratory use	4.349	11.821	35.379	86.584
84186100	Other refrigerating or freezing equipment ; Heat pumps other than air conditioning machines of heading 8415	18	18	255	255
84186910	Other refrigerating or freezing equipment; beverage coolers	-	1.822	-	12.578
84186930	Other refrigerating or freezing equipment; cold water dispenser	-	1.212	-	8.762
84186949	Water chillers with a refrigeration capacity exceeding 2110 kW ; otherthan for air conditioning machines	-	243	-	5.264
84186950	Other refrigerating or freezing equipment; scale ice-maker units	80	316	1.333	5.619
84186990	Other refrigerating or freezing equipment; otherthan beverage coolers ; cold water dispenser ; water chillers with a refrigeration capacity exceeding 2110 kw and scale ice-maker units	68.829	333.844	880.477	4.114.861
84189100	Parts of Furniture designed to receive refrigerating or freezing equipment	17	170	185	2.315
84189910	Parts of Evaporators or condensers	340.574	1.366.421	4.165.444	17.821.362
84189940	Parts of Aluminium roll-bonded panels of a kind used for the goods of subheading 84181031, 84181032, 84182110, 84182190 or84182900	3.344	205.698	174.848	5.734.709
84189990	Parts of ; otherthan evaporators or condensers ; Aluminium roll-bonded panels of a kind used for the goods of subheading 84181031, 84181032, 84182110, 84182190 or84182900	315.041	1.091.933	4.747.212	15.618.404
84191110	Instantaneous gas water heaters ; household type	14	1.454	192	21.793
84191190	Instantaneous gas water heaters ; otherthan household type	20.728	22.945	24.828	48.576
84191200	Instantaneous or storage water heaters, non-electric ; solar water heaters	-	520	-	1.464
84191910	Instantaneous or storage water heaters, non-electric ; other household type	333	347	18.668	19.265
84191990	Instantaneous or storage water heaters, non-electric ; otherthan household type	-	389	-	1.532
84192000	Medical, surgical or laboratory sterilisers	50	147	20	356
84193310	lyophilisation apparatus, freeze drying units and spray dryers ; For agricultural products; for wood, paper pulp, paper or paperboard	4	4	10	10
84193390	lyophilisation apparatus, freeze drying units and spray dryers ; otherthan For agricultural products; for wood, paper pulp, paper or paperboard	-	5	-	440
84193410	Evaporators ; Other, for agricultural products	1.230	1.230	3.422	3.422
84193420	Other, for agricultural products ; electrically operated	-	1.000	-	3.828
84193510	Other, for wood, paper pulp, paper or paperboard ; electrically operated	-	32	-	1.950
84193520	Other, for wood, paper pulp, paper or paperboard ; not electrically operated	8.000	17.550	51.750	100.500
84193930	Dryers Machinery for the treatment of materials by a process involving heating, for the manufacture of printed circuit boards,	6.390	19.752	603.204	843.323
84193990	Other printed wiring boards or printed circuit assemblies, electrically operated	8.793	117.981	155.400	1.801.270

Tabel 3 : Ekspor Indonesia menurut Komoditi (Kode HS 8 digit)

Mei 2023

Kode H S	Uraian golongan barang	Berat bersih (Kg)		Nilai F.O.B. (U S \$)	
		Bulan ini	Kumulatif	Bulan ini	Kumulatif
		(1)	(2)	(3)	(4)
84194010	Distilling or rectifying plant ; electrically operated	19.357	118.583	179.842	864.353
84195010	Heat exchange units ; cooling towers	5	6.759	1.079	23.788
84195020	Heat exchange units made of tubes of fluoropolymers, with both inlet and outlet tubes having an inside diameter measuring 3 cm or less	-	200	-	1.105
84195091	Heat exchange units ; electrically operated	3	15.141	305	90.021
84195092	Heat exchange units ; not electrically operated	-	5.011	-	145.446
84196000	Machinery for liquefying air or other gases	314	394	6.000	11.100
84198110	Other machinery For making hot drinks or for cooking or heating food ; electrically operated	40.862	203.470	336.317	1.383.171
84198120	Other machinery For making hot drinks or for cooking or heating food ; not electrically operated	60.426	182.285	150.832	490.614
84198913	Oth Machinery for the treatment of materials by a process involving heating, for the manufacture of printed circuit boards, printed wiring boards or printed circuit assemblies ; electrically operated	-	325	-	6.319
84198919	Other machinery electrically operated	114.640	1.078.556	1.238.372	6.729.361
84198920	Other machinery not electrically operated	-	5	-	28.636
84199012	Parts of machinery for the treatment of materials by a process involving heating, for the manufacture of printed circuit boards, wiring boards/ circuit assemblies ; of electrically operated articles	-	3.165	-	2.358
84199013	Parts Casings for cooling towers ; of electrically operated articles	5.028	11.268	48.271	106.437
84199019	Parts other Of electrically operated articles	91.345	303.352	913.558	2.145.921
84199022	Parts Of instantaneous gas water heaters, household type ; of non-electrically operated articles	-	1.337	-	119
84199029	Parts Of non-electrically operated articles ; otherthan of instantaneous gas water heaters, household type	44.279	95.708	762.011	1.315.115
84201090	Calendering/other rolling machines ; oththan Of a kind used solely/principally for the manufacture of printed circuit substrates/printed circuits ; ironing machines/wringers suitable for domestic use	-	5	-	20
84209190	Parts of cylinders; otherthan Of goods of subheading 84201010	231	2.056	1.976	4.925
84209910	Parts other Of goods of subheading 84201010	-	16	-	153
84209990	Parts otherthan ; Of goods of subheading 84201010	64	64	3.200	3.200
84211200	Centrifuges, including centrifugal dryers ; clothes dryers	85	2.845	830	14.530
84211990	Centrifuges, including centrifugal dryers ; otherthan of a kind used for sugar manufacture	67.251	95.925	52.036	207.582
84212111	Machinery for filtering or purifying water and apparatus for domestic use ; of a capacity not exceeding 500 l/h	215	5.284	1.703	45.364
84212119	Machinery for filtering or purifying water otherthan apparatus for domestic use ; of a capacity not exceeding 500 l/h	65.753	163.916	426.719	1.192.239
84212122	Filtering machinery of a capacity exceeding 500 l/h ; electrically operated	25.136	44.181	82.062	154.563
84212123	Filtering machinery of a capacity exceeding 500 l/h ; not electrically operated	3.354	21.356	18.285	122.854
84212290	Machinery For filtering or purifying beverages other than water ; otherthan electrically operated of a capacity exceeding 500 l/h	5	13.210	10	251.031
84212311	Oil filter For machinery of heading 8429 or 8430 :	975	6.961	29.027	158.046
84212319	Machinery of heading 8429 or 8430 ; otherthan oil filter	173	1.288	1.962	41.705
84212321	For motor vehicles of Chapter 87 ; oil filters	2.111.349	8.878.032	11.831.516	50.446.604
84212329	For motor vehicles of Chapter 87 ; otherthan oil filters	13.411	85.520	217.397	1.508.057
84212391	Oil or petrol-filters for internal combustion engines ; oil filters	94	351	14.158	54.702
84212399	Oil or petrol-filters for internal combustion engines ; otherthan oil filters	245	978	8.977	36.568
84212910	Filtering or purifying machinery and apparatus for liquids ; of a kind suitable for medical, surgical or laboratory use	-	4	-	2.960

Tabel 3 : Ekspor Indonesia menurut Komoditi (Kode HS 8 digit)

Mei 2023

Kode H S	Uraian golongan barang	Berat bersih (Kg)		Nilai F.O.B. (U S \$)	
		Bulan ini	Kumulatif	Bulan ini	Kumulatif
(1)	(2)	(3)	(4)	(5)	(6)
84212930	Filtering or purifying machinery and apparatus for liquids ; of a kind used in oil drilling operations	127.101	182.900	1.083.445	1.857.049
84212940	Filtering or purifying machinery and apparatus for liquids ; other petrol-filters	-	629	-	11.331
84212950	Filtering or purifying machinery and apparatus for liquids ; other oil filters	577	2.704	18.479	113.412
84212960	Filtering or purifying machinery and apparatus for liquids ; other of fluoropolymers and with filter or purifier membrane thickness not exceeding 140 microns	-	7	-	50
84212990	Filtering or purifying machinery and apparatus for liquids other	13.449	106.429	64.828	1.157.064
84213110	Intake air filters for internal combustion engines ; for machinery of heading 8429 or 8430	16	43	542	1.153
84213120	Intake air filters for internal combustion engines ; for motor vehicles of chapter 87	479.001	2.198.322	6.466.971	24.706.894
84213190	Intake air filters for internal combustion engines ; otherthan for machinery of heading 8429 or 8430 and motor vehicles of chapter 87	1.723	76.290	36.148	2.542.891
84213200	Machinery and apparatus for gases ; Catalytic converters or particulate filters, whether or not combined, for purifying or filtering exhaust gases from internal combustion engines	705.995	1.184.630	5.905.387	12.904.938
84213920	Filtering or purifying machinery and apparatus for gases ; air purifiers	11.092	15.939	75.937	294.586
84213930	Filtering or purifying machinery and apparatus for gases ; Other, with stainless steel housing, and with inlet and outlet tube bores with inside diameters not exceeding 13 cm	280	26.969	7.000	695.347
84213990	Filtering or purifying machinery and apparatus for gases ; other	94.503	329.036	2.345.264	10.024.663
84219110	Part Of centrifuges, including centrifugal dryers ; of goods of subheading 84211200	-	16	-	456
84219190	Part Of centrifuges, including centrifugal dryers ; of goods of subheading 84211100 or 84211990	8	379	1.078	34.904
84219921	Part other Filtering cartridges for filters of subheading 842123 ; for subheading 84212311 or 84212321	-	16.203	-	82.397
84219929	Part other Filtering cartridges for filters of subheading 842123 ; otherthan subheading 84212311 or 84212321	94.973	259.821	499.349	1.803.284
84219930	Part other ; Of goods of subheading 842131	10.338	39.325	102.711	355.429
84219940	Part other ; Of goods of subheading 84212950	-	5	-	1.525
84219950	Part other ; Of goods of subheading 84212960	315	630	4.309	8.523
84219970	Part other ; Of goods of subheading 84213990	-	48	-	584
84219991	Part other ; Of goods of subheading 84212920	-	367	-	2.146
84219994	Part other ; Of goods of subheading 84212111	-	27	-	154
84219996	Part other ; Of goods of subheading 84212311 or 84212391	2	268	100	10.411
84219997	Part other ; Of goods of subheading 84212319 or 84212399	-	90	-	3.073
84219999	Part other ; otherthan of goods of subheading 84212920 ; 84212111 ; 84212311 or 84212391 ; and 84212319 or 84212399	31.142	137.637	482.406	2.510.048
84221100	Dish washing machines ; of the household type	-	760	-	10.557
84221900	Dish washing machines ; otherthan of the household type	45	122	627	3.436
84222000	Machinery for cleaning or drying bottles or other containers	2.969	3.819	67.071	78.476
84223000	Machinery for filling, closing, sealing/labelling bottles, cans, boxes, bags or other containers; machinery for capsuling bottles, jars, tubes & similar containers; machinery for aerating beverages	25.810	89.192	391.613	1.691.597
84224000	Other packing or wrapping machinery (including heat-shrink wrapping machinery)	37.438	132.819	760.407	3.810.666
84229090	Part Dish washing machines ; otherthan of subheading 842211	7.730	59.465	82.676	1.019.016

Tabel 3 : Ekspor Indonesia menurut Komoditi (Kode HS 8 digit)

Mei 2023

Kode H S	Uraian golongan barang	Berat bersih (Kg)		Nilai F.O.B. (U S \$)	
		Bulan ini	Kumulatif	Bulan ini	Kumulatif
(1)	(2)	(3)	(4)	(5)	(6)
84231010	Personal weighing machines, including baby scales; household scales ; electrically operated	3	726	10	2.048
84231020	Personal weighing machines, including baby scales; household scales ; not electrically operated	18	709	55	10.805
84232010	weighing machines Scales for continuous weighing of goods on conveyors ; using electronic means for gauging weight	120	213	505	1.120
84232090	weighing machines Scales for continuous weighing of goods on conveyors ; otherthan using electronic means for gauging weight	5	443	1.856	5.486
84233090	Constant weight scales and scales for discharging a predetermined weight of material into a bag or container, including hopper scales ; otherthan using electronic means for gaging weight	40	310	124	44.436
84238110	Other weighing machinery ; Having a maximum weighing capacity not exceeding 30 kg ; using electronic means for gauging weight	10.312	105.277	368.590	3.712.390
84238190	Other weighing machinery ; Having a maximum weighing capacity not exceeding 30 kg ; otherthan using electronic means for gauging weight	10	10	25	25
84238239	Oth weight machinery ; having a maximum weighing capacity not exceeding 1000 kg ; other	-	370	-	1.888
84238249	Oth weight machinery ; having a maximum weighing capacity exceeding 1000 kg other	580	658	24.260	32.445
84238910	Other weight machinery ; Using electronic means for gauging weight	35	458	2.384	6.705
84238990	Other weight machinery ; otherthan Using electronic means for gauging weight	-	237	-	15.724
84239010	Weighing machine weights of all kinds	3.306	3.934	1.317	2.464
84239030	weighing machinery ; of part using electronic means for gauging weight, excluding of machines for weighing motor vehicles	138	138	1.148	1.148
84239040	Other weighing machinery of part	1.859	16.344	184.669	914.565
84241010	Mechanical appliences ; Fire extinguishers of a kind suitable for aircraft use whether or not charged	-	21	-	39.198
84241090	Mechanical appliences ; Fire extinguishers otherthan of a kind suitable for aircraft use, whether or not charged	159	265	1.806	15.019
84242011	Mechanical appliences ; spray guns and similar appliences ; agricultural or horticultural with electrically operated	-	30	-	30
84242019	Mechanical appliences ; spray guns and similar appliences ; otherthan agricultural or horticultural with electrically operated	1.709	9.140	97.946	527.584
84242021	Mechanical appliences ; spray guns and similar appliences ; agricultural or horticultural with not electrically operated	16	16	13	13
84242029	Mechanical appliences ; spray guns and similar appliences ; otherthan agricultural or horticultural with not electrically operated	2.558	3.355	1.939	7.958
84243000	Mechanical appliences ; Steam or sand blasting machines and similar jet projecting machines	630	8.514	2.325	38.778
84244110	Agricultural or horticultural ; portable sprayers ; Hand-operated insecticide sprayers	7.330	45.079	49.249	328.975
84244120	Agricultural or horticultural ; portable sprayers ; other not electrycally operated	14	14	21	21
84244190	Agricultural or horticultural ; portable sprayers ; otherthan ; Hand-operated insecticide sprayers and other not electrycally operated	37.629	37.692	255.311	255.709
84244910	Machines Agricultural or horticultural sprayers ; electrically operated	10	10	20	20
84248910	Mechanical other appliances ; Hand-operated household sprayers of a capacity not exceeding 3 l	8.839	32.775	30.710	135.625
84248950	Mechanical other appliances ; Other, electrically operated	9.964	57.132	121.596	633.302

Tabel 3 : Ekspor Indonesia menurut Komoditi (Kode HS 8 digit)

Mei 2023

Kode H S	Uraian golongan barang	Berat bersih (Kg)		Nilai F.O.B. (U S \$)	
		Bulan ini	Kumulatif	Bulan ini	Kumulatif
		(1)	(2)	(3)	(4)
84248990	Mechanical other appliances ; Other not electrically operated	7.073	40.573	34.566	144.966
84249010	Part Of fire extinguishers	60	7.971	6.000	211.776
84249023	Part electrically operated ; otherthan Of goods of subheading 84242011	813	2.006	13.999	35.818
84249029	Part not electrically operated ; otherthan Of goods of subheading 84242021	3	60	265	2.003
84249030	Part ; Of steam or sand blasting machines and similar jet projecting machines	7.305	22.079	98.551	685.239
84249099	Part of other appliances ; otherthan Of goods of subheading 84248210 ; 84244110, 84244120, 84244920, or 84248230 ; 84244190, 84244910, or 84248220 ; 84248940	13.516	47.538	120.421	467.302
84251100	Pulley tackle and hoists other than skip hoists ; powered by electric motor	-	21.125	-	589.890
84251900	Pulley tackle and hoists other than skip hoists ; and otherthan powered by electric motor	7.549	17.885	3.711	29.579
84253100	Winches ; capstans ; Powered by electric motor	100	37.685	75	213.222
84253900	Winches ; capstans ; otherthan Powered by electric motor	65.984	230.875	2.702.797	6.309.594
84254100	Jacks; hoists of a kind used for raising vehicles ; built-in jacking systems of type used in garages	7	252	25	1.935
84254210	Other Jacks and hoists ; hydraulic of a kind used in tipping mechanisms for lorries	43	772	104	1.283
84254290	Other Jacks and hoists ; hydraulic otherthan of a kind used in tipping mechanisms for lorries	59.753	194.466	406.947	1.639.628
84254910	Jacks; hoists of a kind used for raising vehicles ; electrically operated	61	500	5.595	14.862
84254920	Jacks; hoists of a kind used for raising vehicles ; not electrically operated	3.233	6.747	15.188	18.865
84261200	Ships' derricks ; Mobile lifting frames on tyres and straddle carriers	-	1.013.153	-	780.460
84261930	Ships' derricks ; Gantry cranes	-	656.415	-	354.754
84261990	Ship's derricks ; otherthan ; bridge cranes and gantry cranes	-	256.154	-	1.135.218
84262000	Tower cranes	222.210	635.027	120.000	314.552
84264100	Ships' derricks ; Portal or pedestal jib cranes ; on tyres	-	80.875	-	511.597
84264900	Ships' derricks ; Portal or pedestal jib cranes ; Otherthan ; on tyres	4.066.180	4.607.590	26.426.159	27.120.787
84269100	Other machinery ; Designed for mounting on road vehicles	-	39.750	-	176.701
84269900	Other machinery ; otherthan ; Designed for mounting on road vehicles	5	292.934	1.758	491.299
84271000	Fork- lift trucks ; Self-propelled trucks powered by an electric motor	5.000	106.940	95.850	232.727
84272000	Fork- lift trucks ; other self-propelled trucks	21.370	137.032	23.849	171.814
84279000	Other fork- lift trucks	-	73.580	-	174.770
84281039	Lifts ; otherthan For passengers	545	546	1.149	1.303
84282090	Pneumatic elevators and conveyors ; otherthan of a kind used for agriculture	1.276	8.444	38.655	278.545
84283290	Other continuous-action elevators and conveyors, for goods or materials ; other bucket type ; otherthan ; of a kind used for agriculture	16.900	55.858	82.168	299.306
84283390	Other continuous-action elevators and conveyors, for goods or materials ; other belt type ; otherthan of a kind used for agriculture	16.962	27.079	143.188	263.712
84283910	Other continuous-action elevators and conveyors, for goods or materials ; of a kind used for agriculture	-	14.787	-	16.400
84283990	Other continuous-action elevators and conveyors, for goods or materials ; otherthan of a kind used for agriculture	135	25.258	200	85.106
84284000	Escalators and moving walkways	23.486	27.297	78.964	92.412

Tabel 3 : Ekspor Indonesia menurut Komoditi (Kode HS 8 digit)

Mei 2023

Kode H S	Uraian golongan barang	Berat bersih (Kg)		Nilai F.O.B. (U S \$)	
		Bulan ini	Kumulatif	Bulan ini	Kumulatif
(1)	(2)	(3)	(4)	(5)	(6)
84289020	Other machinery ; Automated machines for the transport, handling and storage of printed circuit boards, printed wiring boards or printed circuit assemblies	6	6	37.089	37.089
84289090	Other machinery ; otherthan	100.952	341.600	1.393.303	2.398.045
84291100	Bulldozers and angledozers ; track laying	148.110	1.029.870	426.233	2.053.734
84291900	Bulldozers and angledozers ; otherthan track laying	104.274	697.310	100.171	841.396
84292000	Graders and levellers	43.588	176.363	153.351	436.374
84293000	Scrapers	7	8	464	484
84294030	Tamping machines	16.100	16.440	6.450	7.400
84294040	Machinery road roller ; Vibratory smooth drum rollers, with a centrifugal force drum not exceeding 20 t by weight	418.994	1.712.424	2.026.016	8.246.370
84294050	Tamping machines ; Other vibratory road rollers	37	762	1.044	1.699
84294090	Other Tamping machines and road rollers	9.453	175.680	54.318	590.856
84295100	Mechanical shovels, excavators ; front- end shovel loaders	-	25.350	-	12.000
84295200	Mechanical shovels ; escavators ; Machinery with a 360o revolving superstructure	7.176.894	35.694.061	32.608.468	194.055.079
84295900	Mechanical shovels ; escavators ; otherthan ; front-end shovel loaders ; and Machinery with a 360o revolving superstructure	491.423	2.636.922	338.255	1.743.582
84301000	Pile-drivers and pile-extractors	273	15.378	646	14.367
84303100	Coal or rock cutters and tunnelling machinery ; self-propelled	-	43.700	-	297.988
84303900	Coal or rock cutters and tunnelling machinery ; otherthan self-propelled	-	245	-	107.423
84304100	Other boring or sinking machinery ; self-propelled	2	83.116	20	265.173
84304910	Other boring or sinking machinery ; Wellhead platforms with integrated production modules suitable for use in drilling operations	4.863	50.216	98.974	1.722.070
84304990	Other boring or sinking machinery ; otherthan ; Wellhead platforms with integrated production modules suitable for use in drilling operations	5.974	122.843	222.388	1.954.188
84305000	Other machinery ; self-propelled	-	33.970	-	867.104
84306100	Other machinery, not self-propelled ; tamping or compacting machinery	-	400	-	750
84306900	Other machinery, not self-propelled ; otherthan ; tamping or compacting machinery	-	149	-	8.199
84311013	Machinery of heading 8425 ; of goods subheading 84251100 ; 84253100 ; or 84254910	4.540	49.291	116.033	638.853
84311019	Machinery of heading 8425 ; of electrically operated of goods subheading 84251100 ; 84253100 ; or 84254910	105	19.354	2.899	90.957
84311022	Machinery of heading 8425 ; of good subheading 84251900; 84253900; 84254100; 84254210; 84254290; of non electrically operated	1.498	5.117	34.474	119.892
84311029	Machinery of heading 8425 ; otherthan of good subheading 84251900; 84253900; 84254100; 84254210; 84254290; of non electrically operated	4.089	16.941	6.009	59.878
84312010	Machinery of heading 8427; subheading 842710 or 842720	343	368	683	2.829
84312090	Machinery of heading 8427; otherthan subheading 842710 or 842720	961	15.008	342.816	678.225
84313110	Of goods subheading 84281039 or 84281040 of lifts; skip hoists or escalators	6	92	150	704
84313120	Of goods subheading 84281031 or 84284000 of lifts; skip hoists or escalators	2.578	19.151	29.137	170.690
84313910	Machinery of heading 8428 ; of good subheading 84282010; 84283310; 84283910	360	374	6.860	7.018
84313940	Machinery of heading 8428; of automated machines for the transport, handling and storage of printed circuit boards, printed wiring boards or printed circuit assemblies	-	7.110	-	114.112
84313950	Machinery of heading 8428; other of goods subheading 842890	-	10	-	447
84313990	Machinery of heading 8428 other	62.728	238.200	321.924	1.403.236

Tabel 3 : Ekspor Indonesia menurut Komoditi (Kode HS 8 digit)

Mei 2023

Kode H S	Uraian golongan barang	Berat bersih (Kg)		Nilai F.O.B. (U S \$)	
		Bulan ini	Kumulatif	Bulan ini	Kumulatif
(1)	(2)	(3)	(4)	(5)	(6)
84314190	Machinery of heading 8426; 8429 or 8430 ; bucket; shovels; grabs; and grips; otherthan for machinery of heading 8426	123.946	611.124	1.256.081	5.311.241
84314200	Machinery of heading 8426; 8429 or 8430 ; bulldozer or angledozer blades	-	26.906	-	41.181
84314300	Machinery of heading 8426; 8429 or 8430 ; part for boring or sinking machinery of subheading 843041 or 843049	730.325	3.402.821	2.361.785	27.382.466
84314910	Machinery of heading 8426; 8429 or 8430 ; parts of machinery of heading 8426	630.904	2.819.722	1.075.439	5.146.594
84314920	Machinery of heading 8426 ; 8429; or 8430; Cutting edges or end bits of a kind used for scrapers, graders or levellers	1.353.870	7.424.066	6.843.070	37.359.139
84314940	Machinery of heading 8426; 8429; or 8430 ; Cutting edges or end bits of a kind used for bulldozer or angledozer blades	-	2.250	-	4.824
84314950	Parts of road rollers	184.311	1.010.949	746.775	4.215.018
84314990	Oth parts suitable use of oth moving, grading, levelling,scraping, excavating, tamping, compacting	4.285.542	19.511.403	12.839.149	62.453.867
84321000	Ploughs Machinery	12.280	41.253	15.243	47.453
84322100	Disc harrows Machinery	-	290	-	1.501
84322900	Harrows, Scarifiers, cultivators, weeders and hoes, other than disc harrows machine	570	570	4.145	4.145
84323100	No-till direct seeders, planters and transplanters	-	270	-	1.367
84323900	Indirect seeders, planters and transplanters	-	19	-	20
84328010	Other Agricultural or horticultural machinery for soil preparation or cultivation	16.610	16.838	76.212	78.272
84328090	Other than other agricultural machine for soil preparation or cultivation, other horticultural machine for soil preparation or cultivation, lawn rollers, and sports-ground rollers.	2.075	4.961	5.850	46.246
84329010	Parts of other than other agricultural machine for soil preparation or cultivation, other horticultural machine for soil preparation or cultivation.	-	33.480	-	1.079.723
84329090	Other parts of other than other agricultural machine for soil preparation or cultivation, other horticultural machine for soil preparation or cultivation, lawn rollers, and sports-ground rollers.	287	2.770	6.249	23.477
84331100	Mowers for lawns, parks or sports-grounds, powered with the cutting device rotating in a horizontal plane.	111.159	823.952	1.113.494	8.286.395
84331990	Mowers for lawns, parks or sports-grounds, not powered without the cutting device rotating in a horizontal plane.	367	1.072	1.696	2.312
84332000	Other mowers, including cutter bars for tractor mounting	-	65	-	295
84335100	Combine harvester-threshers machinery	-	13.123	-	3.691.072
84336010	Machines for cleaning, sorting or grading eggs, fruit or other agricultural produce, electrically operated	-	122	-	110
84336020	Machines for cleaning, sorting or grading eggs, fruit or other agricultural produce, not electrically operated	-	400	-	3.650
84339010	Castors wheels, of a diameter (including tyres) exceeding 100 mm but not exceeding 250 mm, provided that the width of any wheel or tyre fitted thereto exceeds 30 mm	-	406	-	66.741
84339020	Parts of powered mowers for lawn, parks/sport-grounds	2.187	9.600	10.185	38.857
84339090	Parts of oth harvesting/threshing machinery	3	11.667	54	57.059
84342000	Dairy machinery	28.985	29.675	150.050	152.286
84349000	Parts of Milking machines and dairy machinery	256	1.421	14.666	108.787
84351010	Electrically operated machines for pressing, crushing and manufacturing of wine, cider, fruit juices or similar beverages.	479	897	10.180	12.641
84351020	Non-electrically operated machines for pressing, crushing and manufacturing of wine, cider, fruit juices or similar beverages.	46	127	160	265
84359010	Parts of electrically operated machines for pressing, crushing and manufacturing of wine, cider, fruit juices or similar beverages.	-	12.738	-	12.214

Tabel 3 : Ekspor Indonesia menurut Komoditi (Kode HS 8 digit)

Mei 2023

Kode H S	Uraian golongan barang	Berat bersih (Kg)		Nilai F.O.B. (U S \$)	
		Bulan ini	Kumulatif	Bulan ini	Kumulatif
		(1)	(2)	(3)	(4)
84359020	Parts of non-electrically operated machines for pressing, crushing and manufacturing of wine, cider, fruit juices or similar beverages.	-	60	-	3.000
84361010	Electrically operated machines for preparing of animal feeding stuffs	-	200	-	293
84361020	Non-electrically operated machines for preparing of animal feeding stuffs	5	5	50	50
84362110	Electrically operated machines for incubating and brooding of poultry	33	397	61	636
84362120	Non-electrically operated machines for incubating and brooding of poultry	40	71	35	80
84362910	Electrically operated machines for keeping of poultry	436	2.748	18.600	21.590
84362920	Non-electrically operated machines for keeping of poultry	1	1	2	2
84368011	Other electrically operated machines for agricultural or horticultural	-	37.146	-	159.244
84368021	Other non-electrically operated machines for agricultural or horticultural	0	8	8	142
84369100	Parts of poultry-keeping machinery or poultry incubators and brooders	11	113	430	3.581
84369911	Parts of other electrically operated machines and equipment for agricultural or horticultural	26.189	123.434	95.742	645.316
84369919	Parts of oth forestry, poultry-keep/bee-keep machinery electrically operated & equipments	58	65	229	1.183
84371010	Electrically operated machine for cleaning, winnowing, sorting or grading of grains or dried leguminous vegetable, other than farm-type machinery	-	600	-	6.000
84371020	Non-electrically operated machine for cleaning, winnowing, sorting or grading of grains or dried leguminous vegetable, other than farm-type machinery	-	513	-	3.154
84371030	Electrically operated machine for cleaning, winnowing, sorting or grading of seed, other than farm-type machinery	10	2.896	25	19.867
84371040	Non-electrically operated machine for cleaning, winnowing, sorting or grading of seed, other than farm-type machinery	-	475	-	1.330
84378010	Electrically operated machine for hulling of rice and milling of cone type rice, other than farm-type machinery	425	2.470	3.800	6.837
84378020	Non-electrically operated machine for hulling of rice and milling of cone type rice, other than farm-type machinery	100	5.984	200	41.942
84378030	Electrically operated machine for milling of industrial type coffe and rice, other than farm-type machinery	728	5.103	272	17.950
84378040	Non-electrically operated machine for milling of industrial type coffe and rice, other than farm-type machinery	-	150	-	300
84378051	Electrically operated machine for polishing of rice, sifting and sieving, cleaning of bran, and husking, other than farm-type machinery	-	1.750	-	4.154
84378059	Other machine used in the milling indust or working of cerals, electrically operated	350	4.369	1.420	14.640
84378069	Other machine used in the milling indust or working of cerals, not electrically operated	20	2.336	30	5.415
84379011	Parts of electrically operated machine for cleaning, winnowing, sorting or grading of seed, grains or dried leguminous vegetable, other than farm-type machinery	-	115	-	53
84379019	Parts of elect operated machines for used in the milling industry/for the working of cereals/dried vegetables	23	63	40	123
84379029	Parts of non elect operated machinesfor used in the milling industry/for the working of cereals/dried vegetables	18.885	22.213	72.172	84.099
84381000	Bakery machinery and machinery for the manufacture of macaroni, spagheti or similar products	9.527	36.361	356.323	917.873
84382010	Electrically operated machine for manufacturing of confectionery, cocoa or chocolate	-	310	-	10.048
84385000	Machinery for the preparation of meat or poultry	1.410	1.690	54.838	55.555
84386000	Machinery for the preparation of fruits, nuts or vegetables	710	1.455	6.638	14.278

Tabel 3 : Ekspor Indonesia menurut Komoditi (Kode HS 8 digit)

Mei 2023

Kode H S	Uraian golongan barang	Berat bersih (Kg)		Nilai F.O.B. (U S \$)	
		Bulan ini	Kumulatif	Bulan ini	Kumulatif
(1)	(2)	(3)	(4)	(5)	(6)
84388011	Electrically operated machine for pulpering of coffee	850	2.134	3.058	15.346
84388012	Non-electrically operated machine for pulpering of coffee	57	1.057	300	1.985
84388022	Non-electrically operated machine for the preparation of fish, crustaceans or molluscs	-	144	-	3.565
84388091	Other machine for the industrial preparation/manufacture,electrically operated	3.700	3.910	5.251	6.959
84388092	Other machine for the industrial preparation/manufacture,not electrically operated	12	70	343	1.938
84389011	Parts of electrically operated machine for manufacturing of sugar	-	3	-	50
84389019	Parts of goods of oth elect machinesfor industrial preparationor manufacture of food/drink, oth than sugar &coffee pulper	437	12.182	7.545	215.516
84389021	Parts of non-electrically operated machine for manufacturing of sugar	5	5	7	7
84389029	Parts of goods of oth non elect machinesfor industrialprep/manufact of food/drink, oth than sugar &coffee pulper	17	980	1.278	4.037
84391000	Machinery for making pulp of fibrous cellulosic material	-	0	-	2
84393000	Machinery for finishing paper or paperboard	-	5	-	10
84399100	Parts of machinery for making pulp of fibrous cellulosic material	260	10.286	18.014	212.418
84399900	Parts of machinery for making or finishing paper or paperboard	7.773	46.564	212.726	708.099
84401010	Electrically operated machine for binding book	-	7.980	-	10.060
84401020	Non-electrically operated machine for binding book	-	25	-	20
84409000	Parts of book-binding machinery and parts of book-sewing machines	528	3.401	78.331	396.522
84411010	Electrically operated machine for cutting	2.465	2.913	13.157	14.738
84411020	Non-electrically operated machine for cutting	1	37	406	746
84412000	Machines for making bags, sacks or envelopes	-	120.770	-	517.136
84413000	Machines for making cartons, boxes, cases, tubes, drums or similar containers, other than by moulding	-	328	-	9.388
84418010	Oth machinery for making up paper pulp,paper/paperboardelectrically operated	12	12	2.080	2.080
84418020	Oth machinery for making up paper pulp,paper/paperboardnot electrically operated	-	45	-	20
84419000	Parts of other machinery for making up paper pulp, paper or paperboard, including parts of cutting machines of all kinds	31	271.220	3.103	63.606
84423000	Machinery, apparatus and equipment for preparing or making plate	16	260	202	6.422
84424000	Parts of machinery, apparatus and equipment for preparing or making plate	4	4.154	200	62.296
84425000	Plates, cylinders and other printing components; plates, cylinders and lithographic stones, prepared for printing purposes (for example, planed, grained or polished)	693	25.693	28.205	169.635
84431100	Offset printing machinery, reel-fed	-	9.011	-	8.203
84431200	Offset printing machinery, sheet-fed, office type (using sheets with one side not exceeding 22 cm and the other side not exceeding 36 cm in the unfolded state)	-	20	-	125
84431300	Offset printing machinery, sheet-fed, office type (using sheets with one side exceeding 22 cm and the other side exceeding 36 cm in the unfolded state)	600	98.097	200	380.517
84431400	Letterpress printing machinery, reel-fed, excluding flexographic printing	11.775	11.775	63.132	63.132
84431600	Flexographic printing machinery	17.165	17.550	132.873	135.225
84431700	Gravure printing machinery	-	250	-	61.447
84431900	Printing machinery; used for printing by means of plates, cylinders and other printing components of heading 84.42, n.e.c. in item no. 8443.1	40.719	129.170	201.502	1.147.458
84433111	Colour Printer-copiers, printing by the ink-jet process	-	47	-	2.545

Tabel 3 : Ekspor Indonesia menurut Komoditi (Kode HS 8 digit)

Mei 2023

Kode H S	Uraian golongan barang	Berat bersih (Kg)		Nilai F.O.B. (U S \$)	
		Bulan ini	Kumulatif	Bulan ini	Kumulatif
(1)	(2)	(3)	(4)	(5)	(6)
84433119	Non-colour Printer-copiers, printing by the ink-jet process	14.006	29.668	35.094	84.638
84433121	Colour Printer-copiers, printing by the laser process	5	48	50	1.132
84433129	Non-colour Printer-copiers, printing by the laser process	-	446	-	1.461
84433131	Combination of colour printer-copier-facsimile machines	-	5.075	-	5.150
84433139	Combination of non-colour printer-copier-facsimile machines	-	30	-	960
84433191	Combination printer-copier-scanner-facsimile machines	3.325.164	17.603.181	80.034.603	431.050.340
84433199	Oth machines which perform >= 2 function of printing, copying/facs, capable of connect to an auto data process/network	115	520	879	19.731
84433219	Non-colour dot matrix printers	417.350	2.115.074	8.463.107	44.705.153
84433221	Colour ink-jet printers	275.438	1.324.571	3.900.972	18.610.308
84433229	Non-colour ink-jet printers	569	2.198	19.732	60.609
84433231	Colour laser printers	-	638	-	30.500
84433239	Non-colour laser printers	53	76	2.935	3.771
84433250	Screen printing machinery for the manufacture of printed circuit boards or printed wiring boards	-	11	-	350
84433290	Oth printers, copying machines & facsimile, not combined; capable to connect to network	103.385	734.197	4.261.834	27.654.645
84433910	Electrostatic photocopying apparatus, operating by reproducing the original image directly onto the copy (direct process)	0	502	7	449
84433920	Electrostatic photocopying apparatus, operating by reproducing the original image via an intermediate onto the copy (indirect process)	150	1.200	250	4.300
84433930	Other photocopying apparatus incorporating an optical system	500	544	4.080	4.280
84433940	Ink-jet printer, not capable of connect to a network	283	5.424	2.538	59.499
84433990	Oth printers, copying machines & facsimile, not capable to connect to a network	25	403	4.134	18.375
84439100	Parts and accessories of printing machinery used for printing by means of plates, cylinders and other printing components of heading 8442	182.406	772.791	10.998.067	53.480.951
84439910	Parts of screen printing machinery for the manufacture of printed circuit boards or printed wiring boards	1	24	139	2.043
84439920	Ink-filled printer cartridges	428.473	2.079.582	9.346.222	45.760.046
84439930	Paper feeders; paper sorters	-	2	-	81
84439990	Parts and accessories of other printing machinery	85.521	372.444	2.034.249	7.057.794
84440010	Electrically operated machines for extruding, drawing, texturing or cutting man-made textile materials	-	16	-	95
84451110	Electrically operated machines for textile carding	16.261	45.121	21.000	61.500
84451930	Cotton gins machines	-	4.375	-	94.444
84452010	Electrically operated machines for spinning textile	6.920	7.295	10.000	11.636
84454010	Electrically operated machines for winding or reeling textile	10.068	17.877	160.754	273.701
84461020	Non-electrically operated machines for weaving fabrics of a width not exceeding 30 cm	-	1	-	400
84463000	Machines for weaving fabrics of a width exceeding 30 cm, shuttleless type	7.750	281.590	27.925	506.584
84471100	Circular knitting machines with cylinder diameter not exceeding 165 mm	35	36	27	32
84472010	Flat knitting machines and stitch-bonding machines, electrically operated	-	2.250	-	1.577
84472020	Flat knitting machines and stitch-bonding machines, non-electrically operated	750	750	526	526
84479010	Electrically operated machines for making gimped yarn, tulle, lace, embroidery, trimmings, braid or net and for tufting	26	137	10	4.032
84479020	Non-electrically operated machines for making gimped yarn, tulle, lace, embroidery, trimmings, braid or net and for tufting	-	46	-	1.481

Tabel 3 : Ekspor Indonesia menurut Komoditi (Kode HS 8 digit)

Mei 2023

Kode H S	Uraian golongan barang	Berat bersih (Kg)		Nilai F.O.B. (U S \$)	
		Bulan ini	Kumulatif	Bulan ini	Kumulatif
(1)	(2)	(3)	(4)	(5)	(6)
84481110	Electrically operated dobbies ana jackquards and electrically operated machines for card reducing, copying, punching or assembling for use therewith	-	27.450	-	5.000
84481120	Non-electrically operated dobbies ana jackquards and non-electrically operated machines for card reducing, copying, punching or assembling for use therewith	1	1	342	342
84482000	Parts and accessories of machines of heading 8444 or of their auxiliary machinery	3.934	16.109	235.667	1.744.540
84483100	Card clothing	-	198	-	5.049
84483200	Part & acc of machines for preparing textile fibres, oth than card clothing	-	1	-	10
84483300	Spindles, spindle flyers, spinning rings and ring travellers	50	512	3.914	92.762
84483900	Combs, extruding nipples, shuttles, healds and heald-frames, hosiery needles	1.292	5.293	15.276	33.327
84484200	Reeds for looms, healds and heald-frames	1.095	2.148	51.545	131.082
84484911	Shuttles for electrically operated machines	-	129	-	21.565
84484990	Other parts and accessories of weaving machines (looms) or of their auxiliary machinery, other than Shuttles	5.269	25.356	213.299	1.294.280
84485100	Sinkers, needles and other articles used in forming stitches	-	5	-	4.187
84485900	Parts and accessories of machines of heading 8447 or of their auxiliary machinery other than sinkers, needles and other articles used in forming stitches	1.554	17.453	6.874	217.779
84490000	Machinery for the manufacture or finishing of felt or nonwovens in the piece or in shapes, including machinery for making felt hats; blocks for making hats	-	2.275	-	20.000
84501110	Fully-automatic household or laundry-type machines, each of dry linen capacity not exceeding 6 kg	186	1.748	635	5.778
84501190	Fully-automatic household or laundry-type machines, each of dry linen capacity exceeding 6 kg but not exceeding 10 kg	75.687	364.903	346.441	1.683.617
84501210	Household or laundry-type machines with built in centrifugal drier, each of dry linen capacity not exceeding 6 kg	-	542	-	2.692
84501290	Household or laundry-type machines with built in centrifugal drier, each of dry linen capacity exceeding 6 kg but not exceeding 10 kg	49.982	142.160	279.252	746.016
84501919	Other household or laundry-type machines, electrically operated, with a dry linen capacity exceeding 6 kg but not exceeding 6 kg	30	313	76	2.519
84501999	Other household or laundry-type machines, non-electrically operated, with a dry linen capacity exceeding 6 kg but not exceeding 6 kg	-	20	-	1.866
84502000	Householde or laundry-type machines, each of dry linen capacity exceeding 10 kg	33.921	278.822	156.568	1.344.696
84509010	Parts of householde or laundry-type machines, each of dry linen capacity exceeding 10 kg	1.205	7.049	38.912	224.324
84509020	Parts of machines of subheading 845011, 845012 or 845019	492	6.143	2.890	40.795
84511000	Dry-cleaning machines	-	1.003	-	4.496
84512100	Drying-machines each of a dry linen capacity not exceeding 10 kg	-	4.186	-	19.823
84512900	Drying-machines each of a dry linen capacity exceeding 10 kg	-	1.000	-	10.647
84513010	Single roller type domestic ironing machines	-	5	-	88
84513090	Presses machines including fusing presses	2.626	2.996	350	3.426
84514000	Washing, bleaching or dyeing machines	21.600	21.603	59.500	60.100
84515000	Machines for reeling, unreeling, folding, cutting or pinking textile fabrics	-	2.765	-	57.684
84518000	Machines for dressing, finishing, coating or impregnating textile yarns, fabrics or made up textile articles; for applying the paste to the base fabric or other support used in the manufacture of floor coverings such as linoleum	560	629	120.385	125.358

Tabel 3 : Ekspor Indonesia menurut Komoditi (Kode HS 8 digit)

Mei 2023

Kode H S	Uraian golongan barang	Berat bersih (Kg)		Nilai F.O.B. (U S \$)	
		Bulan ini	Kumulatif	Bulan ini	Kumulatif
(1)	(2)	(3)	(4)	(5)	(6)
84519090	Parts of machines of a dry linen capacity exceeding 10 kg	3	252	1.477	11.280
84521000	Sewing machines of the household type	2.945	5.535	3.859	54.185
84522100	Other sewing machines, other than book-sewing machines, with automatics unit	10.363	23.242	33.074	255.652
84522900	Other sewing machines, other than book-sewing machines, with non-automatics unit	3.397	18.314	14.795	120.139
84523000	Sewing machine needles	20	24	451	2.558
84529011	Arms and beds; stands with or without centre frames; flywheels; belt guards; treadles or pedals of machinery of subheading 84521000	-	42.909	-	59.253
84529012	Furniture, bases and covers and parts thereof of machinery of subheading 84521000	28	189	1.150	7.162
84529019	Other parts of sewing machines of subheading 84521000	6	10	21	122
84529099	Other parts of sewing machines of other than machinery of subheading 84521000	-	7.117	-	22.127
84531010	Electrically operated machines for preparing, tanning or working hides, skins or leather, other than sewing machines	-	24.300	-	66.423
84532010	Electrically operated machines for making or repairing footwear, other than sewing machines	56	9.152	1.600	10.235
84532020	Non-electrically operated machines for making or repairing footwear, other than sewing machines	-	3.159	-	8.100
84538010	Electrically operated machines for making or repairing other articles of hides, skins or leather, other than sewing machines	-	17.726	-	242.220
84538020	Non-electrically operated machines for making or repairing other articles of hides, skins or leather, other than sewing machines	150	150	1.094	1.094
84539000	Parts of machinery of subheading 8453	27	2.808	5.477	14.823
84541000	Converters of a kind used in metallurgy or in metal foundries	71	108	10.033	10.677
84542000	Ingot moulds and ladles of a kind used in metallurgy or in metal foundries	1.772	7.447	18.517	78.127
84543000	Casting machines of a kind used in metallurgy or in metal foundries	11	183	990	15.048
84549000	Parts of converters, ladles, ingot moulds & casting machines	69.397	306.157	431.184	1.801.352
84552200	Cold metal-rolling mills	95	95	928	928
84553000	Rolls for rolling mills	-	2.542	-	30.616
84559000	Other parts of metal-rolling mills	-	5.976	-	4.429
84561110	Operated by laser machine for the manufacture of printed circuits, printed circuit assemblies, parts of heading 8517, or parts of automatic data processing machines	-	0	-	300
84561190	Other operated by laser machine-tools for working any material by removal of material	123	522	56.046	128.485
84561290	Other operated by other light or photon beam machine-tools for working any material by removal of material	0	5	300	350
84563000	Machine-tools for working any material by removal of material, by electro-discharge process	-	12.007	-	16.010
84565000	Water-jet cutting machines	10	47	50	763
84569090	Machine-tools for working any material by removal of material, by ionic-beam process	4	298	300	26.730
84571010	Machining centres of spindle power not exceeding 4 kW for working metal	29	82	5.126	19.272
84581190	Horizontal lathes for removing metal, numerically controlled of spindle exceeding 4 kW	3.550	13.444	2.720	55.860
84581910	Horizontal lathes for removing metal, non-numerically controlled with the distance between the main spindle centre and the bed not exceeding 300 mm	-	7.000	-	1.950
84581990	Horizontal lathes for removing metal, non-numerically controlled with the distance between the main spindle centre and the bed exceeding 300 mm	1	1	1	1
84589100	Other lathes for removing metal, numerically controlled	-	4.600	-	26.692

Tabel 3 : Ekspor Indonesia menurut Komoditi (Kode HS 8 digit)

Mei 2023

Kode H S	Uraian golongan barang	Berat bersih (Kg)		Nilai F.O.B. (U S \$)	
		Bulan ini	Kumulatif	Bulan ini	Kumulatif
(1)	(2)	(3)	(4)	(5)	(6)
84589990	Other lathes for removing metal, non-numerically controlled, with the distance between the main spindle centre and the bed exceeding 300 mm	-	24	-	48
84592100	Other drilling machines that numerically controlled	-	13	-	59
84592910	Other drilling machines that non-numerically controlled and electrically operated	2.302	19.109	35.788	362.373
84592920	Other drilling machines that non-numerically controlled and non-electrically operated	73	154	6.743	32.492
84593910	Other boring-milling machines that non-numerically controlled and electrically operated	-	34	-	62
84594100	Other boring machines that numerically controlled	-	4.900	-	26.184
84595100	Knee-type milling machines that numerically controlled	-	1.800	-	3.500
84596100	Other milling machines that numerically controlled	-	6	-	43.810
84597010	Other threading or tapping machines that electrically operated	246	256	13.083	13.183
84601200	Numerically controlled flat-surface grinding machines	6	23	30	90
84601900	Non-numerically controlled flat-surface grinding machines	17	858	874	4.025
84602300	Other cylindrical grinding machines, numerically controlled	-	4	-	72
84602400	Other of other grinding machines, numerically controlled	-	84	-	85
84602910	Other grinding machines, not numerically controlled,electrically operated	2	114	298	1.094
84602920	Other grinding machines, not numerically controlled,not electrically operated	-	7	-	1.966
84603110	machinestools, numerically controlled, for sharpening drillingbits,shank diameter<=3,175mm, fixed collets, power<=0.74kW	44	152	34	342
84603190	machinestools, numeric controlled, for sharpen drill bits othan shank diameter<=3,175mm, fixed collets, power<=0.74kW	8	528	75	7.116
84603910	Oth sharpening (tool/cutter grinding) mach, not numericallycontrolled, electrically operated	82	212	3.475	4.232
84604000	Honing or lapping machines	-	1.755	-	11.196
84609010	Oth mach-tools for deburring, sharpening, grinding, honing, lapping, or similar, electrically operated	8	1.108	42	121.995
84609020	Oth mach-tools for deburring, sharpening, grinding, honing, lapping, or similar, not electrically operated	11	36	40	86
84612000	Shaping or slotting machines	8	8	30	30
84613000	Broaching machines	10	10	50	50
84614000	Gear cutting, gear grinding or gear finishing machines	1	1	24	24
84615000	Sawing or cutting-off machines	109	6.333	1.324	171.180
84619090	Other machine-tools working by removing metal or cermets, not elsewhere specified or included	352	5.837	22.443	374.061
84621100	Closed die forging machines	35.800	134.422	239.200	895.703
84621900	Other hot forming machines for forging and hot hammers	1.408	82.353	28.665	199.203
84622210	Numerically controlled machines for profile forming	-	1.248	-	86.686
84622290	Non-numerically controlled machines for profile forming	186.500	691.500	486.984	1.535.913
84622300	Numerically controlled press brakes	-	275	-	730
84622600	Other numerically controlled bending, folding, straightening or flattening machines	11	14.411	80.251	186.131
84622900	Bending, folding, straightening or flattening machines (including press brakes) for flat products other than HS Code 84622210-84622600	-	6.115	-	88.758
84623300	Numerically controlled shearing machines	-	1.860	-	35.549
84624900	Non-numerically controlled machines for punching, notching or nibbling (excluding presses) for flat products and combine both of punching and shearing	120	8.719	225	81.812
84626111	Numerically controlled hydraulic presses machines for die forging or die stamping	-	7	-	2.844
84626119	Other numerically controlled hydraulic presses machines	-	99	-	296
84626199	Other non-numerically controlled hydraulic presses machines	-	7.600	-	23.666
84626219	Other numerically controlled mechanical presses machines	1.000	3.950	2.108	7.975

Tabel 3 : Ekspor Indonesia menurut Komoditi (Kode HS 8 digit)

Mei 2023

Kode H S	Uraian golongan barang	Berat bersih (Kg)		Nilai F.O.B. (U S \$)	
		Bulan ini	Kumulatif	Bulan ini	Kumulatif
(1)	(2)	(3)	(4)	(5)	(6)
84626299	Other non-numerically controlled mechanical presses machines	-	2.766	-	44.798
84626390	Other numerically controlled servo-presses machines	6	6	30	30
84629010	Machine tools, die forging or die stamping machines	1	3	12.400	21.500
84629090	Machine tools, other die forging or die stamping machines	111	28.520	265	256.407
84631010	Draw-benches for bars, tubes, profiles, wire/the like,electrically operated	-	64.540	-	507.783
84631020	Draw-benches for bars, tubes, profiles, wire/the like,not electrically operated	-	5	-	10
84633010	Machines for working wire, electrically operated	-	2.355	-	95.732
84641010	Sawing machines for working stone, ceramics/like mineralmaterials/for cold-working glass, electrically operated	-	321	-	340
84641020	Sawing machines for working stone, ceramics/like mineralmaterials/for cold-working glass, not electrically operated	20	20	99	99
84642010	Grinding/polishing machinesfor working stone, ceramics/likemineral material/for cold-work glass,electric operated	-	4	-	25
84642020	Grinding/polishing machinesfor working stone, ceramics/likemineral material/for cold-work glass,not electric operated	-	4	-	25
84649010	Oth machines for working stone, ceramics/like mineralmaterials/for cold-working glass, electrically operated	160	1.583	1.340	1.379
84651000	machineswhich can carry out diff types of machining operationsw/o tool change between such operations	105	2.667	481	15.511
84652000	Machining centres	-	50	-	4.945
84659110	Sawing machines for scoring PCB/ PWB or PCB/PWB substrateselectrically operated	46.080	160.150	233.984	778.108
84659190	Sawing machines other than of a kind used for scoring printed circuit boards or printed wiring boards or printed circuit board or printed wiring board substrates	6	5.761	73	46.203
84659210	Planing, milling/moulding machinesfor routing PCB/PWB or PCB/PWB substrates, accepting router bits with shank D<=3.175mm	-	176	-	34.541
84659290	Planing, milling or moulding (by cutting) machines for routing PCB/PWB or PCB/PWB substrates, accepting router bits with a shank diameter exceeding 3175 mm, for scoring PCB/PWB or PCB/PWB substrates	-	170	-	235
84659310	Grinding, sanding or polishing machines, for working woodcork, bone/similar hard materials, electrically operated	-	2	-	307
84659320	Grinding, sanding or polishing machines, for working woodcork, bone/similar hard materials,not electrically operated	-	1	-	10
84659400	Bending or assembling machines	-	1.135	-	6.114
84659510	Drilling machinesfor manufact of PCB/PWB, with a spindle speed>50,000rpm and accept drill bits of shank D<=3.175mm	-	0	-	137
84659590	Drilling machines for the manufacture of printed circuit boards or printed wiring boards, with a spindle speed not exceeding 50,000 rpm & accepting drill bits of a shank diameter not exceeding 3175 mm	18	5.923	30	76.576
84659600	Splitting, slicing or paring machines	-	233	-	633
84659950	machinesfor deburring the surfaces of PCB/PWB during manufact,machinesfor scoring&laminating presses for PCB/PWB/substrates,	13.565	13.565	81.000	81.000
84659960	Oth machinestools for working wood, cork, bone/similar hardmaterials, electrically operated	100	4.713	513	59.798

Tabel 3 : Ekspor Indonesia menurut Komoditi (Kode HS 8 digit)

Mei 2023

Kode H S	Uraian golongan barang	Berat bersih (Kg)		Nilai F.O.B. (U S \$)	
		Bulan ini	Kumulatif	Bulan ini	Kumulatif
(1)	(2)	(3)	(4)	(5)	(6)
84659990	Oth machinestools for working wood, cork, bone/similar hardmaterials, not electrically operated	39	22.295	2.765	16.668
84661010	Tool holder&self-opening diehead for machinesof 84569010, 84569020/84603110/84659110/84659210/84659510/84659950	2.099	21.960	17.182	187.914
84661090	Tool holder&self-opening diehead for machinesoth of 8456901084569020/84603110/ 84659110/84659210/84659510/84659950	2.527	8.872	101.294	473.167
84662010	Work holders for machinesof 85469010, 84569020, 84603110,84659110, 84659210, 84659510, 84659950	156	176	90.554	93.952
84662090	Work holders for machinesoth than of 85469010, 84569020,84603110, 84659110, 84659210, 84659510, 84659950	34.600	246.042	221.109	1.343.789
84663000	Dividing heads and other special attachments for machines	23	420	320.069	345.871
84669100	Parts for machines of heading 8464	-	7.067	-	21.773
84669200	Parts for machines of heading 8465	373	522	350	3.706
84669330	Parts for machines of subheading 84561110, 84561210, 84562000, or 84563000, of a kind used solely or principally for the manufacture of printed circuits, printed circuit assemblies, parts of machines of heading 8517, or parts of automatic data processing machines of heading 8471; for machines of subheading 845710, 84589100, 84592100, 84592910,84596100, 84596910, or 84615000, of a kind used solely or principally for the manufacture of parts of machines of heading 8517, or parts of automatic data processing machines of heading 8471	-	29	-	197
84669340	Parts for machines of subheading 84565000	31	31	1.000	1.000
84669390	Oth parts & accessories for machines of head 8456 to 8461oth than subhead 84564010,84569020 or 84603110	4.135	19.307	255.025	1.037.818
84669400	Machine-tools; parts and accessories, for the machines of heading no. 8462 or 8463, n.e.c. in heading no. 8466	15.194	36.211	120.029	829.891
84671100	Tools for working in the hand pneumatic rotary tipe (including combined rotary-percussion)	16	656	2.810	12.085
84671900	Tools for working in the hand pneumatic other rotary tipe (including combined rotary-percussion)	3.676	6.584	7.373	45.355
84672100	Drills of all kinds with self-contained electric motor	573	1.577	3.968	7.325
84672200	Saws with self-contained electric motor	223	1.087	2.850	7.615
84672900	Tools; for working in the hand, with self-contained electric motor; other than saws and drills	6.363	11.011	70.485	115.044
84678100	Chains saws with self-contained electric motor	215	720	21.670	34.139
84678900	Tools; for working in the hand, (other than chain saws), hydraulic or with self-contained non-electric motor, (not pneumatic)	24	2.408	1.932	25.181
84679110	Part of chains saws of electro-mechanical type	-	54	-	1.357
84679190	Other part of chains saws of electro-mechanical type	95	243	345	1.672
84679200	Parts of tools working in the hand of pneumatic	1	281	37	1.628
84679910	Other parts of tools of goods of drills, saws & all kinds non-electric motor	2.127	10.295	14.150	53.283
84679990	Other parts of tools of goods of other than drills, saws and all kinds, non-electric motor	4.957	13.699	24.021	89.548
84681000	Hand-held blow pipes	27	56	2.819	3.599
84682010	Hand-operated (not hand-held) gas welding or brazing appliances for metal	1.956	3.100	1.640	2.815
84682090	Other hand-operated (not hand-held) gas welding or brazing appliances for other than metal	6.160	8.164	11.980	55.059
84688000	Machinery and apparatus; for soldering, brazing or welding, whether or not capable of cutting, n.e.c. in heading no. 8468	80	1.847	374	20.478
84689090	Parts of goods of gas welding or brazing appliances forother than metal	3.659	6.105	62.564	434.204

Tabel 3 : Ekspor Indonesia menurut Komoditi (Kode HS 8 digit)

Mei 2023

Kode H S	Uraian golongan barang	Berat bersih (Kg)		Nilai F.O.B. (U S \$)	
		Bulan ini	Kumulatif	Bulan ini	Kumulatif
(1)	(2)	(3)	(4)	(5)	(6)
84701000	Electronic calc,pocket-size data recording, reproducing and displaying machines with calculating functions	30	2.614	189	3.123
84702100	Calculating machines; electronic, incorporating a printing device, needing an external source of power	-	6.058	-	4.166
84702900	Calculating machines; electronic, (not incorporating a printing device), needing an external power source	313	388	75	315
84703000	Calculating machines; non-electronic	-	123	-	1.135
84705000	Cash register	12.530	46.218	288.022	1.070.153
84709010	Postage-franking machines	-	2	-	25
84709090	Ticket-issuing machines and similar machines	3	30	28	1.344
84713020	Laptops including notebooks and subnotebooks	13.589	54.647	501.429	1.706.708
84713090	Oth portable automatic data processing machines, weighting<= 10 kg	259	13.675	18.361	2.001.687
84714110	Personal computers exclud portable computer,CPU& I/O unitwhether or not combined	628	1.277	18.014	81.217
84714190	Other PC excluding portable computer,CPU& I/O unit whetheror not combined	185.555	809.448	7.902.182	35.643.721
84714910	Personal computers in the form of systems exclud portablecomputers (laptop/notebook)	259	9.119	25.634	983.895
84714990	Other personal computers in the form of systems excluding portable computers (laptop/notebook)	952	4.700	444.511	1.655.785
84715010	Processing units for personal (incl. portable) computersnot comprising & not presented in the form systems systems	2.949	18.916	254.352	1.080.136
84715090	Oth processing unit for personal comp.(excl.portable comp) not comprising & not presented in the form systems systems	8.605	32.062	1.393.660	2.161.543
84716030	Computer keyboards	714	4.820	58.072	346.071
84716040	Mouses, light pens, joysticks, track balls, and touch sensitive screens	27.160	127.948	1.278.919	6.688.121
84716090	Other input or output units, whether or not containing storage units in the same housing	7.516	124.161	278.492	4.634.535
84717020	Hard disk drive	29.731	139.843	613.684	1.029.078
84717030	Tape drive	30	525	15.019	57.279
84717040	Optical disk drives, including CD-ROM drives, DVD drives and CD-R drives	345	490	2.334	31.806
84717090	Storage units other than hard disk drives, tape drives, optical disk drives, including CD-ROM drives, DVD drives and CD-R drives	502	3.924	54.452	2.591.400
84718010	Control and adaptor units	4.765	12.597	353.091	1.260.827
84718070	Sound cards or video cards	34	139	13.730	40.540
84718090	Other control units	221	2.427	44.172	342.330
84719010	Bar code readers	35.706	258.068	1.048.111	9.101.137
84719030	Electronic fingerprint identification systems	1	404	143	18.695
84719040	Other optical character readers	118	314	6.736	32.085
84719090	Other units of automatic data processing machines :	27.914	100.070	9.151.504	36.442.199
84729010	Automatic teller machines	-	240	-	9.997
84729049	Oth typewriters auto oth than printers of heading 8443	-	434	-	91.945
84729050	Word-processing machines	2.000	17.400	44.320	354.198
84729060	Other word-processing machines with electrically operated	-	10	-	246
84729090	Other word-processing machineswith not electrically operated	14	13.251	108	24.478
84732100	Parts of the electronic calculating machines of subheading 84701000, 84702100 or 84702900	1.873	1.974	17.483	19.112
84732900	Parts of the electronic calculating machines oth thansubheading 84701000, 84702100 or 84702900	242	8.537	13.642	1.185.564
84733010	Parts and accessories assembled printed circuit boards of the machines of heading 8471	385.089	746.697	21.719.520	72.439.679

Tabel 3 : Ekspor Indonesia menurut Komoditi (Kode HS 8 digit)

Mei 2023

Kode H S	Uraian golongan barang	Berat bersih (Kg)		Nilai F.O.B. (U S \$)	
		Bulan ini	Kumulatif	Bulan ini	Kumulatif
(1)	(2)	(3)	(4)	(5)	(6)
84733090	Parts and accessories assembled other than printed circuit boards of the machines of heading 8471	128.064	1.414.885	11.441.745	51.282.277
84734000	Parts and accessories of the machines of heading 8472	2.918	17.950	959.082	4.801.173
84735010	Parts and accessories suitable for use with the machines of heading 8471	-	3.509	-	12.814
84735090	Parts and accessories suitable for use with the machines of heading 8470 and 8472	3.629	17.051	70.298	511.255
84741010	Sorting, screening, separating or washing machines electrically operated	9.112	32.260	19.809	32.329
84741020	Sorting, screening, separating or washing machines non electrically operated	-	85	-	478
84742019	Crushing or grinding machines stone electrically operated for other than stone	400	1.104	4.420	4.924
84742029	Crushing or grinding machines stone not electrically operated for other than stone	750	3.000	526	2.102
84743110	Concrete or mortar mixers electrically operated	110	11.412	372	23.517
84743120	Concrete or mortar mixers not electrically operated	150	1.750	100	4.914
84743219	Machines for mixing mineral substances with bitumen electrically operated of an output capacity > 80 t/h	-	600	-	1.900
84743229	Machines for mixing mineral substances with bitumen not electrically operated of an output capacity > 80 t/h	-	4.470	-	2.892
84743910	Other machines for mixing mineral substances with bitumen electrically operated	64	15.542	13.682	71.382
84748010	Machinery for agglomerating, shaping or moulding, for forming foundry moulds of sand electrically operated	-	28.860	-	83.287
84748020	Machinery for agglomerating, shaping or moulding, for forming foundry moulds of sand not electrically operated	-	70	-	733
84749000	Parts of machines of subheading 8474	4.317.413	24.446.699	15.288.180	68.742.575
84751000	Machines for assembling electric or electronic lamps, tubes or valves or flashbulbs, in glass envelopes	-	33	-	730
84752900	Machines; for manufacturing or hot working glass or glassware, not for making optical fibres and preforms thereof	-	67.000	-	200.000
84759090	Parts of machines of subheading 8475 other than subheading 84752100	-	30	-	973
84769090	Parts of automatic goods-vending machines other than money changing machines	-	46.727	-	1.045.423
84771010	Injection machines for moulding rubber	7.417	72.540	40.346	405.723
84771031	Injection machines for plastics, poly (vinyl chloride)	-	105	-	191
84771039	Other injection machines for plastics	22.947	47.313	52.020	75.579
84772020	Extruders machine for plastics	165.630	188.033	1.050.000	1.083.912
84773000	Blow moulding machines	40.441	48.415	272.480	420.735
84774020	Vacuum machines for moulding or forming plastics	-	17.200	-	34.979
84775100	Machines for moulding or retreading pneumatic tyres or form moulding or otherwise forming inner tubes	-	551	-	3.294
84775910	Other machines for moulding or forming rubber	13.502	26.979	375.545	756.388
84775920	Other machines for moulding or forming plastics	-	314	-	2.230
84778010	Other machine for working rubber/products from rubber, electrically operated	-	4.780	-	103.853
84778020	Other machine for working rubber/products from rubber, not electrically operated	-	95	-	3.685
84778031	Lamination presses for the manufacture of PCB/PWBelectrically operated	600	740	1.020	1.280
84778039	Other lamination presses for plastics/products from plastics, electrically operated	464	27.471	87.000	247.917
84778040	Other machine for working plastics/products from plastics, not electrically operated	-	5	-	15
84779010	Parts of machine for working rubber/products from rubber, electrically operated	77	14.277	2.625	56.842
84779020	Parts of machine for working rubber/products from rubber, not electrically operated	557	5.832	8.870	191.582

Tabel 3 : Ekspor Indonesia menurut Komoditi (Kode HS 8 digit)

Mei 2023

Kode H S	Uraian golongan barang	Berat bersih (Kg)		Nilai F.O.B. (U S \$)	
		Bulan ini	Kumulatif	Bulan ini	Kumulatif
(1)	(2)	(3)	(4)	(5)	(6)
84779032	Parts of lamination presses for the manufacture of PCB/PWBelectrically operated	2.385	5.634	173.487	338.607
84779039	Parts of electric machine for working plastic&productso than lamination presses for manufacture of PCB/PWB	3.874	16.886	82.521	329.053
84779040	Parts of non-electric machine for working plastics/products from plastics materials	700	926	11.900	15.944
84781010	Machines for preparing or making up tobacco,electrically operated	30.280	94.990	1.300.703	4.888.259
84781020	Machines for preparing or making up tobacco, not electrically operated	5.497	33.386	105.746	509.202
84789000	Parts of machinery for preparing or making up tobacco that not specified or included machines elsewhere in this Chapter	3.938	5.659	173.516	327.177
84791010	Machines for public works/building/the like, electrically operated	1.242	84.936	70.090	570.375
84791020	Machines for public works/building/the like, not electrically operated	48	1.269	7.350	14.269
84792010	Machines for the extraction/preparation of animal/fixed vegetable fats or oils, electrically operated	9	3.799	1.995	7.418
84792020	Machines for the extraction/preparation of animal/fixed vegetable fats or oils, not electrically operated	-	11	-	15
84793000	Presses for the manufacture of particle board or fibre building board of wood or other ligneous materials and other machinery for treating wood or cork	-	1	-	64
84794010	Rope or cable-making machines, electrically operated	-	1.190	-	74.680
84795000	Industrial robots machines,not elsewhere specified/included	-	20.298	-	173.806
84796000	Machines evaporative air coolers	2.400	9.185	32.671	50.054
84797100	Passenger boarding bridges of kind a used in airports	151.007	424.029	1.194.336	2.617.553
84797900	Machinery and mechanical appliances; passenger boarding bridges, other than of a kind used in airports	15.723	41.553	134.327	591.312
84798110	Machines for treating metal, including electric wire coilwinders, electrically operated	-	43.312	-	746.944
84798210	Mixing, kneading, crushing, grinding, screening, sifting, homogenising, emulsifying/stirring machines, electically operated	38.167	94.223	247.684	520.547
84798220	Mixing, kneading, crushing, grinding, screening, sifting, homogenising, emulsifying/stirring machines, not elect. operated	300	1.529	927	12.227
84798300	Cold isostatic presses	200	205	24.000	24.512
84798910	Automated machines for the placement or the removal of components or contact elements of a kind used solely or principally for the manufacture of printed circuit assemblies	225	4.359	2.700	113.762
84798950	Machines for assembling CPU daughter boards in plastic cases or housings; apparatus for the regeneration of chemical solutions used in the manufacture of PCB; equipment for mechanically cleaning the surfaces of PCB during manufacturing; registration equipment for the alignment of PCB or PCA in the manufacturing process	342	9.677	3.753	153.372
84798969	Electrically operated non-automatic service-vending machines	12.125	176.190	175.800	3.006.126
84798970	Non-electrically operated automatic service-vending machines	37.378	493.450	1.206.015	2.561.538
84799010	Non-electrically operated non-automatic service-vending machines	4	444	3.765	182.830
84799050	Parts of goods of subheading 84798910	25.038	92.705	99.946	372.477
84799090	Parts of goods of subheading 84798950	329.494	1.589.790	5.739.486	14.062.547
84801000	Moulding boxes for metal foundry	1.682	9.539	1.243	36.360
84802000	Mould bases	16.970	78.797	50.829	1.027.341
84803010	Moulding patterns of copper	-	11.705	-	4.427
84803090	Moulding patterns of other materials	2.159	65.189	64.684	517.506

Tabel 3 : Ekspor Indonesia menurut Komoditi (Kode HS 8 digit)

Mei 2023

Kode H S	Uraian golongan barang	Berat bersih (Kg)		Nilai F.O.B. (U S \$)	
		Bulan ini	Kumulatif	Bulan ini	Kumulatif
(1)	(2)	(3)	(4)	(5)	(6)
84804100	Moulds for metal/metal carbides injection or compression types	46.667	128.959	1.106.534	3.622.954
84804900	Moulds; for metal or metal carbides, other than injection or compression types	11.205	94.736	294.150	752.579
84805000	Moulds for glass	6	6	250	250
84806000	Moulds for mineral materials	4.767	43.727	336.930	793.203
84807110	Moulds for footwear soles, injection or compression types	6.261	52.138	3.673	804.114
84807190	Other moulds for rubber plastics, injections types	44.532	400.944	373.271	4.094.740
84807910	Moulds for footwear soles, not injection/compression types	2.570	40.219	64.380	562.440
84807990	Other moulds for rubber plastics, not injections types	6.984	82.562	45.925	834.731
84811011	Sluice / gate valves with 5 cm ? internal diameter ? 40 cm	-	999	-	13.359
84811019	Other sluice / gate valves of iron or steel	91.858	114.702	110.927	467.787
84811021	Sluice / gate valves of copper/copper alloy an internal diameter<= 2,5 cm	695	1.549	6.606	7.401
84811099	Other taps, cocks, valves & similar appliances for pipes, boiler shells, tanks, vats or the like	90.418	307.149	1.327.083	4.375.874
84812011	Manually operated sluice or gate valves of iron or steel with inlet or outlet of an internal diameter exceeding 5 cm but not exceeding 40 cm	127	32.275	770	23.305
84812019	Manually operated sluice or gate valves of other than iron or steel with inlet or outlet of an internal diameter exceeding 5 cm but not exceeding 40 cm	57	4.967	7.539	26.214
84812020	Sluice/gate valves of copper/alloy 1 cm ? int.diam ? 2,5 cm of plastics 1 cm<=int.diam<=2,5 cm for oleohydr/pneumatic	-	15	-	115
84812090	Other sluice/gate valves for oleohydraulic or pneumatic	178.356	810.459	2.124.704	10.790.992
84813010	Swing check-valves, of cast iron, with 4 cm<=an inlet of internal diameter ?60 cm	174.425	780.545	2.507.307	10.372.365
84813020	Swing check-valves of copper or copper alloys, with an internal diameter<= 2.5 cm	-	53	-	812
84813040	Swing check-valves of plastics, with 1 cm<=internal diameter<=2,5 cm	-	8	-	381
84813090	Other swing check-valves, of cast iron, with 4 cm<=an inlet of internal diameter ?60 cm	164	120.086	11.585	569.450
84814010	Safety or relief valves of copper or copper alloys,with an internal diameter of<=2.5 cm	455	1.780	13.054	53.883
84814030	Safety or relief valves of plastics,with 1 cm<=internal diameter<=2,5 cm	-	18	-	392
84814090	Other safety or relief valves	9.585	54.392	230.372	1.282.149
84818011	Valves for inner tubes of copper or copper alloys	2	2.548	217	32.826
84818012	Valves for inner tubes of other materials	94	11.955	1.789	81.348
84818013	Valves for tubeless tyres of copper or copper alloys	-	33	-	100
84818014	Valves for tubeless tyres of other materials	1	228	26	37.317
84818021	Liquefied Petroleum Gas (LPG) cylinder valves of copper or copper alloys with inlet/outlet internal diameters<=2.5 cm	303	20.740	1.630	10.777
84818022	Liquefied Petroleum Gas (LPG) cylinder valves of copper or copper alloys with inlet/outlet internal diameters > 2.5 cm	-	300	-	7.020
84818030	Cocks and valves, whether or not fitted with piezo-electric igniters, for gas stoves or ranges	729	2.756	5.481	83.720
84818041	Aerated or carbonated liquid bottle valves; valves for gas operated beer dispensing units, of plastics, with an internal diameter of not less than 1 cm and not more than 25 cm	-	30	-	353
84818049	Aerated or carbonated liquid bottle valves; valves for gas operated beer dispensing units, of other than plastics, with an internal diameter of not less than 1 cm and not more than 25 cm	0	755	5	36.479
84818051	Mixing taps and valves, of plastics, with an internal diameter of not less than 1 cm and not more than 25 cm	-	3	-	13
84818059	Mixing taps and valves, of other than plastics, with an internal diameter of not less than 1 cm and not more than 25 cm	58	86	2.340	9.653

Tabel 3 : Ekspor Indonesia menurut Komoditi (Kode HS 8 digit)

Mei 2023

Kode H S	Uraian golongan barang	Berat bersih (Kg)		Nilai F.O.B. (U S \$)	
		Bulan ini	Kumulatif	Bulan ini	Kumulatif
(1)	(2)	(3)	(4)	(5)	(6)
84818062	Butterfly valves, of cast iron, with an internal diameter of 8 cm or more	72.038	396.155	1.313.460	6.611.639
84818063	Other water pipeline valves	37	3.398	739	27.570
84818065	Hog nipple waterers; of plastics and more than 25 cm in internal diameter	0	8	74	574
84818067	Nipple joint valves; of plastics and more than 25 cm in internal diameter	0	334	17	1.142
84818071	Ball valves; of plastics and of not less than 1 cm and not more than 25 cm in internal diameter	-	9	-	138
84818072	Ball valves; of plastics and more than 25 cm in internal diameter	12.949	574.389	297.940	491.260
84818073	Gate valves, manually operated, of iron or steel; having inlet and outlet internal diameters of more than 5 cm but not more than 40 cm	28.875	613.168	967.187	6.804.321
84818074	Gate valves, manually operated, of iron or steel; having inlet and outlet internal diameters of more than 40 cm	-	185	-	8.591
84818077	Gate valves, manually operated, of iron or steel; having inlet and outlet internal diameters of not more than 5 cm	1.148	70.602	33.145	1.492.337
84818078	Manifold valves; of plastics and of not less than 1 cm and not more than 25 cm in internal diameter	-	17	-	544
84818079	Manifold valves; of plastics and more than 25 cm in internal diameter	749	12.189	303	329.099
84818082	Pneumatically controlled valves; of plastics and more than 25 cm in internal diameter	122	1.070	2.135	34.779
84818083	Fuel cut-off valves for vehicles of heading 8702, 8703 or 8704, with an inlet internal diameter of less than 1 cm of plastic	67	717	271	1.581
84818084	Fuel cut-off valves for vehicles of heading 8702, 8703 or 8704, with an inlet internal diameter not less than 1 cm and not more than 25 cm of plastic	12	14	482	999
84818093	Fuel cut-off valves for vehicles of heading 8702, 8703 or 8704, of other material	-	25	-	4.154
84818094	Other valves of plastics; with an inlet internal diameter of less than 1 cm	284	1.386	4.962	21.458
84818098	Water taps of copper or copper alloy with an internal diameter 25 cm or less	707	1.185	9.699	19.878
84818099	Water taps of copper or copper alloy with an internal diameter more than 25 cm	122.629	511.113	2.944.551	9.101.314
84819010	Housings for sluice or gate valves with inlet or outlet of an internal diameter exceeding 50 mm but not exceeding 400 mm	18.296	65.537	276.065	1.049.551
84819021	Bodies, for water taps	23.260	108.493	374.577	1.062.735
84819022	Bodies, for Liquefied Petroleum Gas (LPG) cylinder valves	-	335	-	2.420
84819023	Bodies, other than for water taps and LPG cylinder valves	3.831	42.858	121.404	667.867
84819029	Other parts for taps, cocks, valves (excluding inner tube valves and valves for tubeless tyres) and similar appliances of 25 mm or less in internal diameter	2.694	33.811	20.961	397.518
84819039	Valve bodies or stems of inner tube or tubeless tyre valves; other than of copper or copper alloys	7.413	53.928	157.327	1.084.029
84819049	Valve cores of inner tube or tubeless tyre valves; other than of copper or copper alloys	2.647	43.795	220.237	525.924
84819090	Other valve cores of inner tube or tubeless tyre valves	56.547	562.308	942.046	10.457.751
84821000	Ball bearings	480.040	1.943.538	10.414.230	39.834.029
84822000	Tapered roller bearings, including cone and tapered roller assemblies	2.422	27.550	243.878	817.782
84823000	Spherical roller bearings	4.888	8.926	31.450	81.201
84824000	Needle roller bearings, including cage and needle roller assemblies	31	311	908	14.553
84825000	Other cylindrical roller bearings, including cage and roller assemblies	428	662	3.238	27.003
84828000	Other bearings, including combined ball/roller bearings	56.705	401.316	109.036	938.244
84829100	Parts of ball/roller bearings; balls, needles and rollers	331.809	1.600.681	1.819.922	8.769.395

Tabel 3 : Ekspor Indonesia menurut Komoditi (Kode HS 8 digit)

Mei 2023

Kode H S	Uraian golongan barang	Berat bersih (Kg)		Nilai F.O.B. (U S \$)	
		Bulan ini	Kumulatif	Bulan ini	Kumulatif
(1)	(2)	(3)	(4)	(5)	(6)
84829900	Parts of ball/roller bearings; other than balls, needles and rollers	17.358	73.121	316.566	1.257.123
84831010	Transmission shafts and cranks; for machinery of heading 8428 or 8430	7.260	20.439	38.039	138.137
84831024	Cam shafts and crank shafts for engines of vehicles of Chapter 87; for vehicles of heading 8711	167.206	763.759	2.171.980	9.198.695
84831025	Cam shafts and crank shafts for engines of vehicles of Chapter 87; for vehicles other than heading 8711 of a cylinder capacity <= 2.000 cc	42.491	152.458	570.203	1.787.032
84831026	Cam shafts and crank shafts for engines of vehicles of Chapter 87; for vehicles other than heading 8711 of a 2.000 cc < cylinder capacity <= 3.000 cc	149.881	576.472	847.543	3.260.553
84831027	Cam shafts and crank shafts for engines of vehicles of Chapter 87; for vehicles other than heading 8711 of a cylinder capacity > 2.000 cc	27.669	156.378	56.574	358.882
84831039	Other transmission shafts and cranks	785	1.958	25.834	69.546
84831090	Other transmission shafts and cranks; for marine propulsion engines	118.080	494.026	1.402.516	6.933.588
84832020	Bearing housings, incorporating ball or roller bearings; for machinery of heading 8429 or 8430	72	14.748	1.200	48.397
84832030	Bearing housings, incorporating ball or roller bearings; for engines of vehicles of Chapter 87	3	146	99	4.778
84832090	Bearing housings, incorporating ball or roller bearings; other than for machinery of heading 8429/8430 and engines of vehicles of Chapter 87	14.705	17.882	37.792	89.280
84833030	Bearing housings, not incorporating ball or roller bearings; plain shaft bearings; for engines of vehicles of Chapter 87	42.595	193.564	730.228	3.174.213
84833090	Bearing housings, not incorporating ball or roller bearings; plain shaft bearings; other than for engines of vehicles of Chapter 87	77.550	173.130	614.947	2.162.666
84834030	Gears and gearing/wheels/chain sprockets & other transmission elements; ball/roller screws; gear boxes & other speed changers, including torque converters; for machinery of heading 8429/8430	91.495	550.992	1.694.112	10.290.018
84834040	Gears and gearing/wheels/chain sprockets & other transmission elements; ball/roller screws; gear boxes & other speed changers, including torque converters; for engines of vehicles of Chapter 87	48.831	257.639	826.926	3.849.309
84834090	Other gears and gearing/wheels/chain sprockets & other transmission elements; ball/roller screws; gear boxes & other speed changers, including torque converters	100.865	820.166	1.215.795	6.303.451
84835000	Flywheels and pulleys, including pulley blocks	553.304	2.235.639	1.649.199	5.971.252
84836000	Clutches and shaft couplings (including universal joints)	7.676	31.147	79.241	690.374
84839011	Toothed wheels, chain sprockets and other transmission elements presented separately; parts of goods of subheading 848310; for tractors of subheading 870110 or 870191 to 870195	15.639	34.921	67.402	152.080
84839013	Toothed wheels, chain sprockets and other transmission elements presented separately; parts of goods of subheading 848310; for other tractors of heading 8701	-	21.978	-	73.875
84839014	Toothed wheels, chain sprockets and other transmission elements presented separately; parts of goods of subheading 848310; for goods of heading 8711	129.722	576.158	1.432.415	7.136.077
84839015	Toothed wheels, chain sprockets and other transmission elements presented separately; parts of goods of subheading 848310; for other goods of Chapter 87	145	602	3.089	10.685
84839019	Toothed wheels, chain sprockets and other transmission elements presented separately; parts of goods of subheading 848310 other than of HS 84839011 - 84839015	39.208	84.568	332.174	634.856

Tabel 3 : Ekspor Indonesia menurut Komoditi (Kode HS 8 digit)

Mei 2023

Kode H S	Uraian golongan barang	Berat bersih (Kg)		Nilai F.O.B. (U S \$)	
		Bulan ini	Kumulatif	Bulan ini	Kumulatif
(1)	(2)	(3)	(4)	(5)	(6)
84839091	Toothed wheels, chain sprockets and other transmission elements presented separately; parts of goods of subheading 848310; for tractors of subheading 870110 or 870191 to 870195	2.069	7.485	24.035	75.879
84839093	Toothed wheels, chain sprockets and other transmission elements presented separately; other than parts of goods of subheading 848310; for other tractors of heading 8701	-	57	-	1.610
84839094	Toothed wheels, chain sprockets and other transmission elements presented separately; other than parts of goods of subheading 848310; for goods of heading 8711	1.553	3.777	18.901	45.337
84839095	Toothed wheels, chain sprockets and other transmission elements presented separately; other than parts of goods of subheading 848310; for other goods of Chapter 87	10.654	46.266	139.877	530.316
84839099	Toothed wheels, chain sprockets and other transmission elements presented separately; other than parts of goods of subheading 848310 other than of HS 84839091 - 84839055	247.737	1.143.980	2.698.470	11.815.280
84841000	Gaskets and similar joints of metal sheeting combined with other material or of two or more layers of metal	41.027	263.351	1.161.093	4.747.777
84842000	Mechanical seals	112.872	548.027	2.373.235	9.986.497
84849000	Other gaskets and similar joints of metal sheeting combined with other material or of two or more layers of metal; sets or assortments of gaskets and similar joints, dissimilar in composition, put up in pouches, envelopes or similar packings; mechanical seals	4.810	82.088	217.167	3.170.169
84852000	Machines for additive manufacturing; by plastic or rubber deposit	-	0	-	2
84859090	Parts of machines for additive manufacturing; other than of subheading 84852000	6	19	8.962	27.155
84861030	Machines for working any material by removal of material, by laser or other light or photon beam in the production of semiconductor wafers	-	3	-	6.000
84861090	Machines and apparatus for the manufacture of boules or wafers n.e.c. in subheading 848610	-	10.602	-	13.452
84862012	Film formation equipment; epitaxial deposition machines for semiconductor wafers; spinners for coating photographic emulsions on semiconductor wafers	-	7	-	178.372
84862019	Film formation equipment other than HS 84862011, 84862012, 84862013	700	3.600	3.400	22.100
84862042	Lithography equipment; step and repeat aligners	-	1	-	10
84862091	Laser cutters for cutting contacting tracks in semiconductor production by laser beam	-	250	-	1.700
84864020	Die attach apps,tape automated bonders,wire bonders&encapsulation equipt for the assem of semiconductors;automated machines for transport,handling&storage of semiconductor wafers,wafer cassettes,wafer box&oth materials for semiconductor devices	-	3	-	22
84864050	Photomicrographic microscopes fitted with equipment specifically designed for the handling and transport of semiconductor wafers or reticles	-	62	-	127
84864090	Other machines and apparatus specified in Note 11 ©	-	1	-	4.637
84869014	Tool holders and self-opening dieheads; work holders; dividing heads and other special attachments for machine-tools	38	1.098	73	24.187
84869019	Parts and accessories of machines and apparatus for the manufacture of semiconductor devices or of electronic integrated circuits other than of hs codes 84869021-84869028	-	1	-	10

Tabel 3 : Ekspor Indonesia menurut Komoditi (Kode HS 8 digit)

Mei 2023

Kode H S	Uraian golongan barang	Berat bersih (Kg)		Nilai F.O.B. (U S \$)	
		Bulan ini	Kumulatif	Bulan ini	Kumulatif
(1)	(2)	(3)	(4)	(5)	(6)
84869024	Tool holders and self-opening dieheads; work holders; dividing heads and other special attachments for machine-tools of of spraying appliances for etching, stripping or cleaning	-	3	-	310
84869029	Parts and accessories of machines and apparatus for the manufacture of semiconductor devices or of electronic integrated circuits, n.e.c. in subheading 848690.2	400	400	747	747
84869042	Parts and accessories of die attach apparatus, tape automated bonders, wire bonders and of encapsulation equipment for assembly of semiconductors	2	38	43	6.565
84869049	Parts and accessories of machines or apparatus specified in Note 11 (C) to this Chapter, n.e.c. in subheading 848690.4	1.168	17.533	101.420	2.875.280
84871000	Ships' or boats' propellers and blades therefor	1.566	10.389	3.039	68.081
84879000	Other machinery parts, not containing electrical connectors, insulators, coils, contacts or other electrical features, not specified or included elsewhere in this Chapter	47.580	491.846	331.808	1.677.907
85011021	Of a kind used for the goods of heading 8415, 8418, 8450, 8509 or 8516 parts and accessories of machines for sawing monocrystal semiconductor boules into slices, or wafers into chips	267	3.434	4.399	58.270
85011022	Other, of an output not exceeding 5 W parts and accessories of machines for sawing monocrystal semiconductor boules into slices, or wafers into chips	8	130	1.699	10.528
85011029	Other stepper motors of an output not exceeding 375 W	58.843	274.752	1.985.026	9.055.585
85011030	Spindle motor of an output not exceeding 375 W	-	362	-	113
85011041	Of a kind used for the goods of heading 8415, 8418, 8450, 8509 or 8516 parts and accessories of machines for sawing monocrystal semiconductor boules into slices, or wafers into chips	4	43	118	28.200
85011049	Other DC motors; other than used for the goods of heading 8415, 8418, 8450, 8509 or 8516; of an output not exceeding 375 W	981.911	3.859.961	15.629.768	59.516.327
85011059	Stepper motors; other than used for the goods of heading 8415, 8418, 8450, 8509 or 8516	12	412	822	3.289
85011060	Other motors including universal (AC/DC) motors; spindle motors	13.878	67.606	428.986	1.871.574
85011091	Of a kind used for the goods of heading 8415, 8418, 8450, 8509 or 8516 parts and accessories of machines for sawing monocrystal semiconductor boules into slices, or wafers into chips	5	18	670	689
85011099	Other motors including universal (AC/DC) motors; other than used for the goods of heading 8415, 8418, 8450, 8509 or 8516	23.156	119.836	640.129	2.894.321
85012019	Universal AC/DC motors of an output not exceeding 1 kW other than; of a kind used for the goods of heading 8415, 8418, 8450, 8509 or 8516	-	16	-	25
85012029	Universal AC/DC motors of an output exceeding 1 kW other than; of a kind used for the goods of heading 8415, 8418, 8450, 8509 or 8516	14	2.182	238	34.282
85013130	Parts and accessories motors of a kind used for the goods of heading 8415, 8418, 8450, 8509 or 8516	932	2.181	17.426	45.523
85013160	Parts and accessories motors of a kind used for vehicles in chapter 87	2.946	10.894	48.443	156.290

Tabel 3 : Ekspor Indonesia menurut Komoditi (Kode HS 8 digit)

Mei 2023

Kode H S	Uraian golongan barang	Berat bersih (Kg)		Nilai F.O.B. (U S \$)	
		Bulan ini	Kumulatif	Bulan ini	Kumulatif
(1)	(2)	(3)	(4)	(5)	(6)
85013170	DC motors of an output not exceeding 750 W of a kind used other than for HS Codes 85013130 & 85013160	425.236	1.646.046	4.430.573	17.033.754
85013180	Parts and accessories generators	2.197	14.710	8.793	36.469
85013224	Motors of a kind used for vehicles in Chapter 87 parts and accessories of machines for sawing monocrystal semiconductor boules into slices, or wafers into chips	37	224	789	8.530
85013225	Other motors of an output exceeding 750 W but not exceeding 375 kW	117	916	3.778	30.950
85013226	Generators parts and accessories of machines for sawing monocrystal semiconductor boules into slices, or wafers into chips	-	79	-	7.864
85013232	Other motors of an output exceeding 375 kW but not exceeding 75 kW	-	53	-	10.272
85013233	Generators parts and accessories of machines for sawing monocrystal semiconductor boules into slices, or wafers into chips	3	9.027	1.926	13.349
85013310	Parts and accessories of an output exceeding 75 kW but not exceeding 375 kW of a kind used for vehicles in chapter 87	-	30	-	20
85013390	Parts and accessories of an output exceeding 75 kW but not exceeding 375 kW other than used for vehicles in chapter 87	-	567	-	770
85013400	Parts and accessories of an output exceeding 375 kW	-	22	-	2.136
85014011	AC motors, single-phase of an output not exceeding 1 kW; of a kind used for the goods of heading 8415, 8418, 8450, 8509 or 8516	64	114	340	1.106
85014019	AC motors, single-phase of an output not exceeding 1 kW other than; of a kind used for the goods of heading 8415, 8418, 8450, 8509 or 8516	23	183	957	4.629
85014021	AC motors, single-phase of an output exceeding 1 kW of a kind used for the goods of heading 8415, 8418, 8450, 8509 or 8516	2	379	568	10.765
85014029	AC motors, single-phase of an output exceeding 1 kW other than; of a kind used for the goods of heading 8415, 8418, 8450, 8509 or 8516	-	29	-	3.920
85015111	AC motors, multi-phase; of an output not exceeding 750 W of a kind used for the goods of heading 8415, 8418, 8450, 8509 or 8516	1.590	1.677	12.489	13.092
85015119	AC motors, multi-phase; of an output not exceeding 750 W other than of a kind used for the goods of heading 8415, 8418, 8450, 8509 or 8516	98	800	3.557	27.623
85015219	AC motors, multi-phase; of an output not exceeding 1k W other than of a kind used for HS Codes 85015211 & 85015212	58	188	2.663	10.074

Tabel 3 : Ekspor Indonesia menurut Komoditi (Kode HS 8 digit)

Mei 2023					
Kode H S	Uraian golongan barang	Berat bersih (Kg)		Nilai F.O.B. (U S \$)	
		Bulan ini	Kumulatif	Bulan ini	Kumulatif
(1)	(2)	(3)	(4)	(5)	(6)
85015221	AC motors, multi-phase; of an output exceeding 1 kW but not exceeding 375 kW of a kind used for the goods of heading 8415, 8418, 8450, 8509 or 8516	-	671	-	10.230
85015229	AC motors, multi-phase; of an output exceeding 1 kW but not exceeding 375 kW of a kind used for HS Codes 85015221 & 85015222	82	7.577	1.614	139.059
85015239	AC motors, multi-phase; of an output exceeding 375 kW but not exceeding 75 kW other than of a kind used for HS Code 85015231 & 85015232	200	4.087	655	50.214
85015390	AC motors, multi-phase; of an output not exceeding 75 kW other than of a kind used for vehicles in Chapter 87	-	187	-	1.006
85016110	AC generators (alternators), other than photovoltaic generators of an output not exceeding 125 kVA	2	89	527	686
85016120	AC generators (alternators), other than photovoltaic generators of an output exceeding 125 kVA	176	1.212	3.000	7.442
85016210	AC generators (alternators), other than photovoltaic generators of an output exceeding 75 kVA but not exceeding 150 kVA	-	1.750	-	14.500
85016220	AC generators (alternators), other than photovoltaic generators of an output exceeding 150 kVA but not exceeding 375 kVA	-	100	-	1.600
85016300	AC generators (alternators), other than photovoltaic generators of an output exceeding 375 kVA but not exceeding 750 kVA	-	35.700	-	55.816

Tabel 3 : Ekspor Indonesia menurut Komoditi (Kode HS 8 digit)

Mei 2023

Kode H S	Uraian golongan barang	Berat bersih (Kg)		Nilai F.O.B. (U S \$)	
		Bulan ini	Kumulatif	Bulan ini	Kumulatif
(1)	(2)	(3)	(4)	(5)	(6)
85016400	AC generators (alternators), other than photovoltaic generators of an output exceeding 750 kVA	7	847	5	1.005
85018010	Photovoltaic AC generators of an output not exceeding 75 KVA	-	380	-	600
85021100	Generating sets with compression- ignition internal combustion piston engines (diesel or semi-diesel engines) of an output not exceeding 75 kVA	65.479	174.996	506.364	1.337.344
85021210	Generating sets with compression- ignition internal combustion piston engines (diesel or semi-diesel engines) of an output exceeding 75 kVA but not exceeding 125 kVA	17.030	37.966	11.407	92.805
85021220	Generating sets with compression- ignition internal combustion piston engines (diesel or semi-diesel engines) of an output exceeding 125 kVA but not exceeding 375 kVA	1.331	1.331	1.020	1.020
85021320	Generating sets with compression- ignition internal combustion piston engines (diesel or semi-diesel engines) of an output of 12,500 kVA or more	-	7.650	-	74.389
85021390	Generating sets with compression- ignition internal combustion piston engines (diesel or semi-diesel engines) of an 375 kVA < output < 12,500 kVA	8.459	1.618.046	47.974	1.540.160
85022010	Generating sets with spark -ignition internal combustion piston engines ; of an output not exceeding 75 kVA	910	959	971	1.056
85022030	Generating sets with spark -ignition internal combustion piston engines ; of an output exceeding 100 kVA but not exceeding 10,000 kVA	-	600.300	-	1.100.456
85022049	Generating sets with spark -ignition internal combustion piston engines ; of an 10,000 kVA < output < 12,500 kVA	24.730	120.645	20.000	195.423
85023920	Other generating sets ; other of an output exceeding 10 kVA but not exceeding 10,000 kVA	-	26	-	1.912
85023939	Other generating sets; other than wind-powered; of an 10.000 kVA < output <= 12.500 kVA	1.018	2.761	3.736	32.192
85024000	Electric rotary converters	-	80	-	12.019
85030020	Parts of generators (including generating sets) of heading 8501 or 8502, of an output of 12,500 kVA or more	-	3.418	-	925.973
85030090	Other parts suitable for use solely or principally with the machines of heading 8501 or 8502	212.775	699.277	3.427.132	17.504.918
85041000	Ballasts for discharge lamps or tubes	3	397	50	2.056
85042111	Instrument transformers with a power handling capacity <= 1 kVA and of a high side voltage of 110 kV or more; liquid dielectric transformers	8.718	39.281	124.799	592.178
85042119	Instrument transformers with a 1 kVa < power handling capacity <= 5 kVA and of a high side voltage of 110 kV or more; liquid dielectric transformers	45.116	98.724	1.529.954	3.068.684
85042193	Instrument transformers with a 5 kVa < power handling capacity <= 10 kVA and of a high side voltage of 66 kV or more, but less than 110 kV; liquid dielectric transformers	-	18	-	185
85042199	Instrument transformers with a 5 kVa < power handling capacity <= 10 kVA and of a high side voltage of less than 66 kV; liquid dielectric transformers	6.550	60.845	43.324	438.746
85042219	Liquid dielectric transformers; having a power handling capacity exceeding 650 kVA but not exceeding 10,000 kVA; of a high side voltage of less than 66 kV	-	14.611	-	79.230
85042292	Of a high side voltage of 110 kV or more parts and accessories of machines for sawing monocrystal semiconductor boules into slices, or wafers into chips	26.398	179.009	647.750	4.398.116

Tabel 3 : Ekspor Indonesia menurut Komoditi (Kode HS 8 digit)

Mei 2023					
Kode H S	Uraian golongan barang	Berat bersih (Kg)		Nilai F.O.B. (U S \$)	
		Bulan ini	Kumulatif	Bulan ini	Kumulatif
(1)	(2)	(3)	(4)	(5)	(6)
85042299	Liquid dielectric transformers; having a power handling capacity exceeding 650 kVA but not exceeding 10,000 kVA; other than step-voltage regulators; of a high side voltage of less than 66 kV	41.837	279.110	279.095	1.944.116
85042310	Parts and accessories having a power handling capacity not exceeding 15,000 kva	175.280	229.880	1.155.816	1.489.816
85042321	Not exceeding 20,000 kVA parts and accessories of machines for sawing monocrystal semiconductor boules into slices, or wafers into chips	98.244	98.244	861.973	861.973
85042322	Exceeding 20,000 kVA but not exceeding 30,000 kVA parts and accessories of machines for sawing monocrystal semiconductor boules into slices, or wafers into chips	-	134.134	-	1.492.062
85042329	Liquid dielectric transformers having a power handling capacity exceeding 15,000 kVA ; otherthan not exceeding 20,000 kVA and exceeding 20,000 kVA but not exceeding 30,000 kVA	1.096.383	2.951.307	9.740.845	38.733.048
85043111	With a voltage rating of 110 kV or more parts and accessories of machines for sawing monocrystal semiconductor boules into slices, or wafers into chips	2.775	20.028	94.520	638.073
85043112	With a voltage rating of 66 kV or more, but less than 110 kV parts and accessories of machines for sawing monocrystal semiconductor boules into slices, or wafers into chips	-	286	-	2.010
85043113	With a voltage rating of 1 kV or more, but less than 66 kV parts and accessories of machines for sawing monocrystal semiconductor boules into slices, or wafers into chips	1.197	8.305	15.456	96.584
85043119	Other transformers instrument potential transformers otherthan with a voltage rating of 110 kV or more ; 66 kV or more but less than 110 kV and 1 kV or more but less than 66 kV	2.472	14.775	80.709	540.129
85043121	Other transformers instrument current transformers ; Ring type current transformers with a voltage rating not exceeding 220 kV	2	11.576	1	527.432
85043122	Other transformers instrument current transformers ; otherthan Ring type current transformers with a voltage rating not exceeding 220 kV	-	482	-	6.465
85043124	With a voltage rating of 1 kV or more, but less than 66 kV parts and accessories of machines for sawing monocrystal semiconductor boules into slices, or wafers into chips	17.828	46.211	272.709	629.880
85043129	Other transformers instrument current transformers ; otherthan with a voltage rating of 110 kV or more ; of 66 kV or more but less than 110 kV and of 1 kV or more but less than 66 kV	69	4.266	3.634	45.531
85043140	Parts and accessories intermediate frequency transformers	36.626	142.704	435.252	1.635.721
85043192	Other matching transformers parts and accessories of machines for sawing monocrystal semiconductor boules into slices, or wafers into chips	643	1.681	33.570	54.099
85043193	Step up/down transformers; slide regulators parts and accessories of machines for sawing monocrystal semiconductor boules into slices, or wafers into chips	698	3.949	10.745	94.628
85043199	Other transformers otherthan of a kind used with toys, scale models or similar recreational models ; other matching transformers and step up/down transformers ; slide regulators	29.192	215.105	859.063	4.355.839
85043211	Matching transformers parts and accessories of machines for sawing monocrystal semiconductor boules into slices, or wafers into chips	-	125	-	226

Tabel 3 : Ekspor Indonesia menurut Komoditi (Kode HS 8 digit)

Mei 2023

Kode H S	Uraian golongan barang	Berat bersih (Kg)		Nilai F.O.B. (U S \$)	
		Bulan ini	Kumulatif	Bulan ini	Kumulatif
(1)	(2)	(3)	(4)	(5)	(6)
85043220	Parts and accessories other, of a kind used with toys, scale models or similar recreational models	-	384	-	3.073
85043415	Explosion proof dry type transformers having a power handling capacity not exceeding 15,000 kVA	-	7.730	-	43.625
85043424	Other transformers of a high side voltage of 66 kV or more ; otherthan matching transformers ; explosion proof dry type transformers	51.210	198.242	897.090	3.447.945
85043429	Other transformers having a power handling capacity exceeding 15,000 kVA ; otherthan matching transformers ; explosion proof dry type transformers	494	7.484	22.589	102.876
85044011	Parts and accessories uninterruptible power supplies (ups)	227	51.003	5.394	155.116
85044019	Static converters Inverters ; for automatic data processing machines and units thereof and telecommunications apparatus otherthan uninterruptible power supplies (UPS)	34.691	189.858	2.077.779	10.212.110
85044020	Static converters battery chargers having a rating exceeding 100 kVA	9.171	31.818	189.322	595.650
85044030	Static converters other rectifiers	2.989	29.646	299.436	3.398.865
85044040	Static converters Inverters	59.278	302.427	2.100.953	11.145.105
85044090	Other static converters other than of subheading 85044011, 85044019, 85044020, 85044030, 85044040	659.583	3.478.349	22.986.732	123.924.804
85045010	Inductors for power supplies for automatic data processing machines and units thereof, and for telecommunications apparatus	147.465	645.872	5.463.210	26.723.081
85045020	Chip type fixed inductors	7.251	35.006	1.334.289	7.375.867
85045093	Parts and accessories having a power handling capacity not exceeding 2,500 kva	627	21.756	66.138	878.602
85045094	Parts and accessories having a power handling capacity exceeding 2,500 kva but not exceeding 10,000 kva	-	733	-	18.100
85045095	Parts and accessories having a power handling capacity exceeding 10,000 kva	400	636	5.525	19.997
85049010	Parts of goods of subheading 850410	10	106.368	88	118.138
85049020	Printed circuit assemblies for the goods of subheading 85044011, 85044019 or 85045010	5	14	131	1.560
85049039	Parts for electrical transformers of a capacity not exceeding 10000 kVA other than subheading 85049041	-	582	-	22.248
85049041	Radiator panels; flat tube radiator assemblies of a kind used for distribution and power transformers for electrical transformers of a capacity exceeding 10,000 kVA	119	6.173	7.564	31.550
85049049	Parts for electrical transformers of a capacity exceeding 10000 kVA other than subheading 85049049	2	37	7	1.325
85049090	Other parts of electrical transformers, static converters and inductors	40.870	317.231	1.230.448	7.958.167
85051100	Permanent magnets and articles intended to become permanent magnets after magnetisation of metal	209.103	1.097.891	1.826.905	9.183.447
85051900	Permanent magnets and articles intended to become permanent magnets after magnetisation of other than metal	6.224	27.752	55.406	249.073
85052000	Electro-magnetic couplings, clutches and brakes	7.799	34.622	128.073	545.471
85059010	Electro-magnets of a kind used solely or principally for magnetic resonance imaging apparatus other than electromagnets of heading 9018	2.559	9.433	44.138	178.702
85059090	Other electro-magnets, including parts	75.621	356.203	884.410	4.084.872
85061011	Primary cells and primary batteries; manganese dioxide; having an external volume <= 300 cm3; zinc-carbon	1.406.947	7.283.677	7.180.207	31.159.132
85061012	Primary cells and primary batteries; manganese dioxide; having an external volume <= 300 cm3; alkaline	1.662.030	6.605.456	10.786.365	42.207.266
85061019	Primary cells and primary batteries; manganese dioxide; having an external volume <= 300 cm3; other than zinc-carbon/alkaline	962.876	4.428.926	4.083.255	19.237.603
85061099	Primary cells and primary batteries; manganese dioxide; having an external volume > 300 cm3; other than zinc-carbon	2.108	16.448	21.361	84.112

Tabel 3 : Ekspor Indonesia menurut Komoditi (Kode HS 8 digit)

Mei 2023

Kode H S	Uraian golongan barang	Berat bersih (Kg)		Nilai F.O.B. (U S \$)	
		Bulan ini	Kumulatif	Bulan ini	Kumulatif
(1)	(2)	(3)	(4)	(5)	(6)
85063000	Primary cells and primary batteries; mercuric oxide	180	2.289	3.140	34.637
85064000	Primary cells and primary batteries; silver oxide	4.424	21.533	1.002.290	5.272.565
85065000	Primary cells and primary batteries; lithium	251.778	1.209.527	16.504.362	77.633.185
85066090	Primary cells and primary batteries; air-zinc; having an external volume > 300 cm ³	15.709	94.179	6.395	104.470
85068030	Other primary cells and primary batteries; having an external volume <= 300 cm ³	180	180	2.474	2.474
85068090	Other primary cells and primary batteries; having an external volume > 300 cm ³	126.333	268.248	4.016.768	14.460.011
85069000	Parts of primary cells and primary batteries	72.956	310.261	1.109.506	5.687.607
85071010	Lead-acid, used for starting piston engines; used for aircraft	72	1.276	2.500	23.143
85071092	Lead-acid, used for starting piston engines; other than for aircraft; nominal voltage of 6 V or 12 V, with a discharge capacity <= 200 Ah; of a height (excluding terminals and handles) <= 13 cm	2.311	19.711	10.706	138.236
85071095	Lead-acid, used for starting piston engines; other than for aircraft; nominal voltage of 6 V or 12 V, with a discharge capacity <= 200 Ah; 13 < height (excluding terminals and handles) <= 23 cm	139.209	881.316	363.978	2.426.129
85071096	Lead-acid, used for starting piston engines; other than for aircraft; nominal voltage of 6 V or 12 V, with a discharge capacity <= 200 Ah; of a height (excluding terminals and handles) > 23 cm	965.639	3.434.587	2.423.034	8.645.483
85071097	Lead-acid, used for starting piston engines; other than for aircraft; nominal voltage of 6 V or 12 V, with a discharge capacity > 200 Ah; of a height (excluding terminals and handles) <= 13 cm	66.308	298.780	392.405	1.768.419
85071098	Lead-acid, used for starting piston engines; other than for aircraft; nominal voltage of 6 V or 12 V, with a discharge capacity > 200 Ah; 13 < height (excluding terminals and handles) <= 23 cm	-	103	-	462
85071099	Lead-acid, used for starting piston engines; other than for aircraft; nominal voltage of 6 V or 12 V, with a discharge capacity > 200 Ah; of a height (excluding terminals and handles) > 23 cm	1.214.658	7.392.432	3.495.573	21.872.382
85072010	Other lead-acid accumulators; used for aircraft	-	152	-	3.819
85072094	Other lead-acid accumulators; other than for aircraft; nominal voltage of 6 V or 12 V, with a discharge capacity <= 200 Ah; of a height (excluding terminals and handles) <= 13 cm	28.705	28.709	83.033	83.260
85072095	Other lead-acid accumulators; other than for aircraft; nominal voltage of 6 V or 12 V, with a discharge capacity <= 200 Ah; 13 < height (excluding terminals and handles) <= 23 cm	333.597	892.287	906.215	2.539.553
85072099	Other lead-acid accumulators; other than for aircraft; nominal voltage of 6 V or 12 V, with a discharge capacity > 200 Ah; of a height (excluding terminals and handles) > 23 cm	110	63.773	208	104.059
85073010	Nickel-cadmium; used for aircraft	-	2	-	448
85073090	Nickel-cadmium; used other than for aircraft	4.311	16.966	4.602	19.818
85075090	Nickel-metal hydride; used other than for aircraft/vehicles in Chapter 87	404	1.857	30.818	80.706
85076031	Lithium-ion battery pack; used for laptops including notebooks and subnotebooks	73	5.034	250	1.300.779
85076033	Lithium-ion battery pack; used for vehicles in Chapter 87	-	1.671	-	41.295
85076039	Lithium-ion battery pack; used other than for laptops including notebooks and subnotebooks/aircraft/vehicles in Chapter 87	-	49	-	208
85076090	Lithium-ion other than battery pack	24.091	27.409	102.251	340.328
85078019	Other accumulators; used for aircraft; other than nickel-iron	-	725	-	555

Tabel 3 : Ekspor Indonesia menurut Komoditi (Kode HS 8 digit)

Mei 2023

Kode H S	Uraian golongan barang	Berat bersih (Kg)		Nilai F.O.B. (U S \$)	
		Bulan ini	Kumulatif	Bulan ini	Kumulatif
		(1)	(2)	(3)	(4)
85078020	Other accumulators; used for laptops including notebooks and subnotebooks	58	614	451	23.231
85078091	Other accumulators; used for aircraft/laptops including notebooks and subnotebooks; nickel-iron	-	1	-	341
85078099	Other accumulators; used for aircraft/laptops including notebooks and subnotebooks; other than nickel-iron	216.896	1.081.826	2.391.382	11.778.010
85079011	Parts of electric accumulators; plates; of goods of subheading 85071092, 85071095, 85071096, 85071097, 85071098 or 85071099	6	481	20	768
85079019	Parts of electric accumulators; plates; other than of goods of subheading 85071092/85071095/85071096/85071097/85071098/85071099/used for aircraft	106.147	471.304	351.315	1.566.625
85079092	Parts of electric accumulators; other than plates; battery separators, ready for use, of materials other than poly(vinyl chloride)	555.741	2.272.037	2.031.561	8.460.507
85079093	Parts of electric accumulators; other than plates; of goods of subheading 85071092, 85071095, 85071096, 85071097, 85071098 or 85071099	203	446	1.905	4.185
85079099	Parts of electric accumulators; other than plates	38.816	115.148	129.692	394.503
85081100	Vacuum cleaners; with self-contained electric motor; of a power <= 1,500 W and having a dust bag or other receptacle capacity not exceeding 20 l	1.058.322	4.374.708	6.690.110	26.790.735
85081910	Vacuum cleaners; with self-contained electric motor; of a kind suitable for domestic use	14	869	285	7.530
85081990	Vacuum cleaners; with self-contained electric motor; not suitable for domestic use	40	249	76	3.284
85086000	Other vacuum cleaners	8.348	17.686	79.171	178.817
85087010	Parts of vacuum cleaners of subheading 85081100 or 85081910	1.379	2.379	11.761	17.740
85087090	Parts of vacuum cleaners other than subheading 85081100 or 85081910	14.718	98.617	101.579	632.705
85094000	Food grinders and mixers; fruit or vegetable juice extractors	31.298	128.036	137.781	563.753
85098010	Floor polishers	972	1.214	1.306	2.059
85098020	Kitchen waste disposers	-	7	-	30
85098090	Electro-mechanical domestic appliances; other than floor polishers/kitchen waste disposers	130.451	563.367	7.526.970	25.527.435
85099010	Parts of floor polishers	267	9.067	3.156	87.884
85099090	Parts of electro-mechanical domestic appliances other than floor polishers	6.818	53.632	273.196	1.280.301
85101000	Shavers	227.843	993.877	11.174.673	48.262.193
85102000	Hair clippers	207.013	1.063.624	6.636.057	34.897.433
85103000	Hair-removing appliances	-	0	-	46
85109000	Parts of shavers, hair clippers and hair-removing appliances, with self-contained electric motor	44.582	273.531	1.124.944	3.717.625
85111020	Sparkling plugs suitable for motor vehicles engines	22.031	91.889	294.484	1.497.154
85111090	Sparkling plugs suitable for other than aircraft/motor vehicle engines	76.885	320.372	2.389.317	10.099.654
85112010	Ignition magnetos; magneto-dynamos; magnetic flywheels; suitable for aircraft engines	500	1.000	1.830	3.660
85112021	Ignition magnetos; magneto-dynamos; magnetic flywheels; suitable for motor vehicle engines; unassembled	3.593	97.932	46.648	1.269.731
85112029	Ignition magnetos; magneto-dynamos; magnetic flywheels; suitable for motor vehicle engines; assembled	65.551	164.114	948.286	2.240.498
85112099	Ignition magnetos; magneto-dynamos; magnetic flywheels; suitable for other than aircraft/motor vehicle engines; assembled	45.625	115.511	288.426	605.318
85113030	Distributors; ignition coil; suitable for aircraft engines	-	360	-	122
85113041	Distributors; ignition coil; suitable for motor vehicle engines; unassembled	763	4.043	27.175	182.319

Tabel 3 : Ekspor Indonesia menurut Komoditi (Kode HS 8 digit)

Mei 2023

Kode H S	Uraian golongan barang	Berat bersih (Kg)		Nilai F.O.B. (U S \$)	
		Bulan ini	Kumulatif	Bulan ini	Kumulatif
		(1)	(2)	(3)	(4)
85113049	Distributors; ignition coil; suitable for motor vehicle engines; assembled	11.729	43.565	312.106	1.025.604
85113091	Distributors; ignition coil; suitable for other than aircraft/motor vehicle engines; unassembled	181	803	4.588	19.479
85113099	Distributors; ignition coil; suitable for other than aircraft/motor vehicle engines; assembled	638	7.857	28.691	154.692
85114010	Starter motors and dual purpose starter-generators; used for aircraft engines	-	14	-	1.141
85114021	Other unassembled starter motors for engines of vehicles of heading 8702/8703/8704/8705	-	129	-	4.512
85114029	Other unassembled starter motors for engines of vehicles other than heading 8702/8703/8704/8705	66	436	1.920	8.528
85114031	Assembled starter motors for engines of vehicles of headings 8701	-	32	-	3.203
85114032	Assembled starter motors for engines of vehicles of headings 8702/8703/8704	61.746	390.306	808.031	4.920.298
85114099	Dual purposes starter-generators for engines of vehicles other than heading 8702/8703/8704/8705	179.735	798.839	2.061.909	9.179.183
85115021	Other unassembled alternators for engines of vehicles of heading 8702/8703/8704/8705	10	14	1.332	1.702
85115029	Other unassembled alternators for engines of vehicles other than heading 8702/8703/8704/8705	1.344	1.559	4.191	4.904
85115032	Assembled alternators for engines of vehicles of heading 8702/8703/8704	71.195	282.683	845.952	3.505.841
85115091	Other generators for engines of vehicles of heading 8702/8703/8704/8705	6.392	13.775	100.945	211.522
85115099	Other generators for engines of vehicles other than heading 8702/8703/8704/8705	689	5.873	5.416	57.335
85118020	Other equipment used for motor vehicles engines	17.164	67.219	160.153	632.362
85118090	Other equipment used for other than aircraft or motor vehicles engines	2.769	12.951	66.797	277.047
85119010	Parts of electrical ignition/starting equipment/generators; used for aircraft engines	-	408	-	37.962
85119020	Parts of electrical ignition/starting equipment/generators; suitable for motor vehicles engines	159.043	825.966	2.045.006	9.931.197
85119090	Parts of electrical ignition/starting equipment/generators; other than for aircraft/motor vehicles engines	1.304	17.177	20.472	51.302
85121000	Lighting or visual signalling equipment of a kind used on bicycles	-	71	-	382
85122020	Unassembled lighting or visual signalling equipment	19.731	124.537	565.361	3.194.652
85122091	Assembled lighting or visual signalling equipment; for motorcycles	220.771	1.010.576	5.325.505	24.278.598
85122099	Assembled lighting or visual signalling equipment; other than for motorcycles	139.293	551.592	2.903.447	10.139.247
85123010	Horns and sirens, assembled	257.396	1.121.178	2.822.132	12.309.089
85123020	Unassembled sound signalling equipment	1.602	4.217	20.372	57.747
85123091	Assembled sound signalling equipment; obstacle detection (warning) devices for vehicles	674	1.223	58.875	96.842
85123099	Assembled sound signalling equipment; other than obstacle detection (warning) devices for vehicles	7.948	38.812	167.491	896.866
85124000	Windscreen wipers, defrosters and demisters	294.010	1.594.757	3.744.745	20.833.268
85129010	Parts of windscreen wipers/defrosters/demisters of goods subheading 851210	15.530	24.482	65.238	118.256
85129020	Parts of windscreen wipers/defrosters/demisters of goods subheading 851220/851230/851240	837.232	3.678.864	9.491.677	37.433.545
85131090	Portable electric lamps; other than miners' helmet lamps and quarrymen's lamps	2.519	26.490	106.495	811.343
85139030	Parts of flashlight reflectors; flashlight switch slides of plastics	73	1.281	1.831	9.943
85139090	Parts of other portable electric lamps	9.624	55.033	23.253	93.990
85141100	Hot isostatic presses	393	2.753	4.324	31.671

Tabel 3 : Ekspor Indonesia menurut Komoditi (Kode HS 8 digit)

Mei 2023

Kode H S	Uraian golongan barang	Berat bersih (Kg)		Nilai F.O.B. (U S \$)	
		Bulan ini	Kumulatif	Bulan ini	Kumulatif
(1)	(2)	(3)	(4)	(5)	(6)
85141900	Resistance heated furnaces and ovens; other than hot isostatic presses	-	200	-	800
85142020	Electric furnaces or ovens for the manufacture of printed circuit boards/printed wiring boards or printed circuit assemblies	-	2.865	-	12.000
85142090	Furnaces and ovens functioning by induction or dielectric loss; other than electric furnaces or ovens for the manufacture of printed circuit boards/printed wiring boards or printed circuit assemblies	76	1.164	1.366	4.366
85143190	Electron beam furnaces other than for the manufacture of printed circuit boards/printed wiring boards or printed circuit assemblies	2.500	17.345	897	81.946
85144000	Other equipment for the heat treatment of materials by induction or dielectric loss	3	14	2.650	2.670
85149090	Parts of other equipment for the heat treatment of materials by induction or dielectric loss	-	582	-	12.432
85151100	Soldering irons and guns	115	6.380	740	16.135
85151911	Wave soldering machines	-	20	-	1.158
85151919	Other machines and apparatus for soldering components on printed circuit boards/printed wiring boards :	689	740	199	17.359
85151990	Other brazing or soldering machines and apparatus	761	1.676	396	10.973
85152100	Machines and apparatus for resistance welding of metal; fully or partly automatic	-	14	-	180
85152900	Machines and apparatus for resistance welding of metal; non-automatic	-	10.106	-	115.932
85153100	Machines and apparatus for arc (including plasma arc) welding of metals; fully or partly automatic	234	26.836	47.828	825.533
85153910	AC arc welders, transformer type	-	15	-	20
85153990	Machines and apparatus for arc (including plasma arc) welding of metals; non-automatic	5.102	15.970	111.688	294.744
85158010	Electric machines and apparatus for hot spraying of metals or sintered metal carbides	864	2.080	308.000	685.836
85158090	Other machines and apparatus	1.104	1.195	60.090	63.231
85159010	Parts of AC arc welders, transformer type	1.268	3.828	18.199	50.380
85159021	Parts of wave soldering machines	-	22	-	1.104
85159029	Parts of machines and apparatus for soldering components on printed circuit boards/printed wiring boards; other than parts of wave soldering machines	50	168	3.482	4.795
85159090	Other parts of machines and apparatus for soldering components on printed circuit boards/printed wiring boards	752	39.225	28.348	3.677.584
85161011	Water dispenser fitted only with water heater, for domestic use	8.039	29.346	22.441	67.224
85161019	Water dispenser fitted only with water heater; other than for domestic use	1.235	11.291	29.224	258.574
85161030	Immersion heaters	-	225	-	4.693
85162100	Storage heating radiators	1.508	1.508	1.295	1.295
85162900	Other electric space heating apparatus and electric soil heating apparatus	24.424	147.131	241.362	1.547.562
85163100	Hair dryers	4.813	9.078	2.898	7.527
85163200	Other hair-dressing apparatus	188	949	314	3.616
85163300	Hand-drying apparatus	3	14	15	949
85164010	Electric smoothing irons; of a kind designed to use steam from industrial boilers	-	103	-	150
85164090	Other electric smoothing irons	544.241	2.492.215	7.638.055	35.665.881
85165000	Microwave ovens	10.052	75.154	22.727	956.729
85166010	Rice cookers	14.858	73.383	76.621	347.826
85166090	Other ovens; cookers, cooking plates, boiling rings, grillers and roasters :	106.983	358.662	734.094	2.416.349
85167100	Coffee or tea makers	1.197.993	4.208.110	17.650.089	58.823.374
85167200	Toasters	482	1.009	1.525	6.376
85167910	Kettles	13	175	340	911
85167990	Other electro-thermic appliances	14.138	97.362	372.284	2.784.584

Tabel 3 : Ekspor Indonesia menurut Komoditi (Kode HS 8 digit)

Mei 2023

Kode H S	Uraian golongan barang	Berat bersih (Kg)		Nilai F.O.B. (U S \$)	
		Bulan ini	Kumulatif	Bulan ini	Kumulatif
		(1)	(2)	(3)	(4)
85168010	Electric heating resistors for type-founding or type-setting machines; for industrial furnaces	0	162	40	9.540
85168030	Electric heating resistors for domestic appliances	123	1.096	1.325	8.340
85168090	Other electric heating resistors	491	2.214	20.592	175.107
85169021	Sealed hotplates for domestic appliances	0	0	33	33
85169029	Other parts of goods of subheading 851633, 851650, 851660, 851671 or 85167910 :	16.163	40.102	763.794	1.979.251
85169040	Parts of electric heating resistors for type-founding or type-setting machines	-	3	-	114
85169090	Other parts of electric heater appliances	94.493	557.121	1.028.047	6.752.698
85171100	Line telephone sets with cordless handsets	12.537	125.614	358.962	3.085.665
85171300	Smartphones	24.978	234.512	18.697.028	133.798.783
85171400	Other telephones for cellular networks or for other wireless networks	4.257	16.095	197.702	930.756
85171800	Other telephone sets	9.512	48.969	805.194	3.825.958
85176100	Base stations	5	1.660	828	29.890
85176210	Radio transmitters and radio receivers of a kind used for simultaneous interpretation at multilingual conferences	11.104	41.370	395.961	1.005.514
85176230	Telephonic or telegraphic switching apparatus	57.993	301.768	11.734.534	54.503.492
85176241	Modems including cable modems and modem cards	1.018.573	3.884.209	109.356.695	438.008.138
85176242	Concentrators or multiplexers	465	465	6.105	6.105
85176243	Control and adaptor units, including gateways, bridges, routers and other similar apparatus designed only for connection with automatic data processing machines of heading 8471	204.384	939.075	31.139.160	120.301.509
85176249	Other apparatus for carrier-current line systems or for digital line systems	312.362	1.200.774	37.075.737	172.041.929
85176251	Wireless LANs	2.144	4.638	509.276	3.341.954
85176252	Transmission and reception apparatus of a kind used for simultaneous interpretation at multilingual conferences	1	16	50	4.451
85176253	Other transmission apparatus incorporating reception apparatus for radio-telephony or radio- telegraphy	1.808	1.818	217.848	226.024
85176259	Other transmission apparatus incorporating reception apparatus other than of subheading 85176251, 85176252, 85176253, 85176259	651	15.254	114.279	1.771.704
85176261	Other transmission apparatus for radio-telephony or radio-telegraphy	2.184	17.748	22.886	248.047
85176269	Other transmission apparatus other than for radio-telephony or radio-telegraphy	35	3.392	7.715	2.953.812
85176291	Portable receivers for calling, alerting or paging and paging alert devices, including pagers	1	1.703	5	92.119
85176292	Portable receivers for radio-telephony or radio-telegraphy	9	233	4.859	4.884
85176299	Other portable receivers	91.171	429.695	10.273.503	67.994.583
85176900	Other apparatus for transmission or reception of voice, images or other data	4.075	30.881	823.175	5.450.445
85177100	Aerials and aerial reflectors of all kinds; parts suitable for use therewith	804	27.473	24.392	7.991.848
85177910	Parts of control and adaptor units including gateways, bridges and routers	46.066	95.867	7.053.115	19.033.887
85177921	Parts of transmission apparatus, oth than radio-broadcasting or TV transmission apparatus, or of portable receivers for calling, alerting/paging & paging alert devices; of cellular telephones	1.642	158.530	534.739	8.815.774
85177929	Parts of transmission apparatus, oth than radio-broadcasting or TV transmission apparatus, or of portable receivers for calling, alerting/paging & paging alert devices; oth than of cellular telephones	2.732	29.352	226.421	851.283
85177931	Other printed circuit boards, assembled; of goods for line telephony or line telegraphy	83	3.868	19.430	268.486
85177932	Other printed circuit boards, assembled; of goods for radio-telephony or radio-telegraphy	-	2	-	1.600

Tabel 3 : Ekspor Indonesia menurut Komoditi (Kode HS 8 digit)

Mei 2023

Kode H S	Uraian golongan barang	Berat bersih (Kg)		Nilai F.O.B. (U S \$)	
		Bulan ini	Kumulatif	Bulan ini	Kumulatif
(1)	(2)	(3)	(4)	(5)	(6)
85177939	Other printed circuit boards, assembled; other than of goods for line/radio-telephony or line/radio-telegraphy	6.205	24.729	54.073	324.795
85177991	Other printed circuit boards, unassembled; of goods for line telephony or line telegraphy	1.250	3.925	3.480	14.940
85177992	Other printed circuit boards, unassembled; of goods for radio-telephony or radio-telegraphy	40	240	1.680	7.431
85177999	Other printed circuit boards, unassembled; other than of goods for line/radio-telephony or line/radio-telegraphy	26.837	81.117	346.340	2.744.734
85181011	Microphones having a frequency range of 300 Hz to 3,400 Hz, with a diameter not exceeding 10 mm and a height not exceeding 3 mm, for telecommunication use	-	37	-	459
85181019	Other microphones, whether or not with their stands	2.571	13.604	195.119	663.100
85181090	Microphone stands	5.302	12.852	5.793	221.033
85182110	Single loudspeakers, mounted in their enclosures; box speaker type	236.847	1.097.365	2.204.190	11.108.019
85182190	Single loudspeakers, mounted in their enclosures; other than box speaker type	105.259	552.301	679.839	3.764.037
85182210	Multiple loudspeakers, mounted in the same enclosure; box speaker type	292.449	1.351.306	3.534.660	19.137.298
85182290	Multiple loudspeakers, mounted in the same enclosure; other than box speaker type	46.047	119.711	278.222	1.253.415
85182920	Loudspeakers, without enclosure, having a frequency range of 300 Hz to 3,400 Hz, with a diameter not exceeding 50 mm, for telecommunication use	5.744	17.738	112.118	394.309
85182990	Loudspeakers, without enclosure, having a frequency range of 300 Hz to 3,400 Hz, with a diameter exceeding 50 mm, for telecommunication use	680.665	2.905.748	4.735.390	20.796.710
85183010	Headphones	32	1.297	4.124	45.627
85183020	Earphones	974	7.799	57.484	658.373
85183040	Line telephone handsets	30	36.317	99	1.505.700
85183059	Other combined microphone/speaker sets; for goods other than subheading 85171300 and 85171400	8	36	909	3.550
85183090	Other than headphones/earphones/line telephone handsets/commbined microphone and speaker sets	12.345	36.534	523.209	1.552.402
85184020	Audio-frequency electric amplifiers; used as repeaters in line telephony	8.955	39.972	396.059	2.087.651
85184090	Other audio-frequency electric amplifiers	234.349	770.260	2.173.786	8.587.789
85185010	Electric sound amplifier sets; having a power rating of 240 W or more	19.769	132.437	391.053	2.159.014
85185020	Electric sound amplifier sets with loudspeakers, of a kind suitable for broadcasting, having a voltage rating of 50 V or more but not exceeding 100 V	-	2	-	250
85185090	Other electric sound amplifier sets	33.645	117.262	2.042.757	6.756.649
85189010	Parts of goods of subheading 85181011, 85182920, 85183040 or 85184020, including printed circuit assemblies	5	11	442	1.333
85189020	Parts of goods of subheading 85184040	110	1.270	48.975	943.856
85189030	Parts of goods of subheading 851821 or 851822	5.342	28.818	245.270	1.266.281
85189040	Parts of goods of subheading 85182990	-	19	-	2.242
85189090	Other parts of microphones&stands therefor; loudspeakers; headphones&earphones, and sets consisting of a microphone&loudspeakers; audio-frequency electric amplifiers; electric sound amplifier sets	28.876	110.219	1.169.050	4.375.382
85192010	Apparatus for sound recording or reproducing operated by coins, tokens, disc operated record players	2	34	48	2.907
85192090	Apparatus for sound recording or reproducing operated by banknotes, bank cards.	20	74	651	1.641
85193000	Turntables (record-decks)	18	221	100	7.374
85198110	Pocket-size cassette recorders, the dimensions of which do not exceed 170 mm x 100 mm x 45 mm	2	2	10	10
85198120	Cassette recorders, with built-in amplifiers and one or more built-in loudspeakers, operating only with an external source of power	-	953	-	8.454

Tabel 3 : Ekspor Indonesia menurut Komoditi (Kode HS 8 digit)

Mei 2023

Kode H S	Uraian golongan barang	Berat bersih (Kg)		Nilai F.O.B. (U S \$)	
		Bulan ini	Kumulatif	Bulan ini	Kumulatif
		(1)	(2)	(3)	(4)
85198130	Compact disc players	79	463	1.511	17.251
85198149	Transcribing machines; other than for cinematography or broadcasting	7	146	18	20.104
85198150	Dictating machines not capable of operating without an external source of power	-	202	-	26.929
85198169	Other magnetic tape recorders incorporating sound reproducing apparatus, digital audio type	-	663	-	645
85198179	Other sound reproducing apparatus, cassette type; other than for cinematography or broadcasting	2	27	20	161
85198910	Cinematographic sound reproducers	-	1	-	10
85198920	Record-players with or without loudspeakers	-	3	-	22
85198940	Other sound reproducing apparatus	3	58	155	1.410
85198990	Sound recording or reproducing apparatus n.e.c. in heading 8519	37	218	5.340	9.665
85211090	Magnetic tape-type; ther than used in cinematography or television broadcasting	115	207	1.668	2.098
85219019	Laser disc players; other than used in cinematography or television broadcasting	1.391	9.815	45.604	465.550
85219091	Video recording or reproducing apparatus, whether or not incorporating a video tuner, of a kind used in cinematography or tv broadcasting; other than laser disc	-	163	-	975
85219099	Video recording or reproducing apparatus, whether or not incorporating a video tuner n.e.c. in heading 8521	-	175	-	2.738
85221000	Pick-up cartridges	3.331	22.066	250.798	1.187.395
85229030	Printed circuit board assemblies for cinematographic sound recorders or reproducers	18	20.056	2.503	75.029
85229040	Audio or video tapedecks and compact disc mechanisms	641	2.297	4.201	24.428
85229050	Audio or video reproduction heads, magnetic type; magnetic erasing heads and rods	29	211	1.068	14.889
85229091	Parts and accessories for cinematographic sound recorders or reproducers other than pick-up cartridges or PCB	26.450	124.608	13.872.966	62.798.622
85229093	Other parts and accessories for goods of subheading 851981 or heading 8521	11	167	42	122
85229099	Other parts and accessories suitable for use solely or principally with the apparatus of heading 8519	10.788	50.961	566.354	1.804.122
85232110	Magnetic media; cards incorporating a magnetic stripe; unrecorded	57	326	3.338	7.878
85232190	Magnetic media; cards incorporating a magnetic stripe; recorded	100	472	2.243	34.138
85232911	Magnetic media; computer tapes; of a width <= 4mm; unrecorded	-	5	-	16
85232919	Magnetic media; other than computer tapes; of a width <= 4mm; unrecorded	9.605	68.877	78.385	567.468
85232929	Magnetic media; other than video tapes; of a width <= 4mm; recorded	-	11	-	963
85232939	Magnetic media; other than computer & video tapes; of a 4mm < width <= 65mm; unrecorded	-	6	-	39
85232943	Magnetic media; other video tapes; of a 4mm < width <= 65mm; recorded	10	10	2	2
85232949	Other magnetic tape; of a 4mm < width <= 65mm; recorded	2	26	25	613
85232961	Magnetic tape >65mm for reproducing representations of instructions,data,sound,image,recorded in a machine readable binary form,capable of being manipulated/providing interactivity to a user,of an automatic data; unrecorded	22	23	36	166
85232963	Magnetic tape > 65mm; other video tapes; unrecorded	11	36	2	3
85232971	Magnetic discs; unrecorded; computer hard disks and diskettes	75	404	16.004	80.686
85232979	Magnetic discs; unrecorded; other than computer hard disks and diskettes	15	2.287	165	3.484

Tabel 3 : Ekspor Indonesia menurut Komoditi (Kode HS 8 digit)

Mei 2023

Kode H S	Uraian golongan barang	Berat bersih (Kg)		Nilai F.O.B. (U S \$)	
		Bulan ini	Kumulatif	Bulan ini	Kumulatif
(1)	(2)	(3)	(4)	(5)	(6)
85232981	Magnetic discs; recorded; used for reproducing phenomena other than sound or image; suitable for computer use	7	38	218	5.026
85232982	Magnetic discs; recorded; used for reproducing phenomena other than sound or image; not suitable for computer use	-	20	-	1.400
85232983	Recorded magnetic discs for reproducing representations of instructions, data, sound and image, recorded in a machine readable binary form, and capable of being manipulated or providing interactivity to a user, by means of an automatic data processing machine; proprietary format storage (recorded) media	-	1	-	10
85232991	Other unrecorded magnetic media of a kind suitable for computer use	-	10	-	10
85232993	Other recorded magnetic media for reproducing phenomena other than sound or image of a kind suitable for computer use	4	4	40	40
85232999	Other recorded magnetic media for other purpose	3	5	8	30
85234110	Unrecorded optical media of a kind suitable for computer use	121	168	208	3.691
85234190	Unrecorded optical media of a kind not suitable for computer use	40	852	3.392	39.590
85234911	Of a kind used for reproducing phenomena other than sound or image parts and accessories of machines for sawing monocrystal semiconductor boules into slices, or wafers into chips	1	34	1	195
85234913	Disc for laser reading systems for reproducing sound only for other purpose other than for educational, technical, scientific, historical or cultural	70	234	4.536	16.304
85234914	Disc for laser reading systems for reproducing representations of instructions, data, sound and image, recorded in a machine readable binary form, and capable of being manipulated or providing interactivity to a user, by means of an automatic data processing machine; proprietary format storage (recorded) media	20	40	198	2.686
85234915	Oth discs for laser reading system,containing cinematographic movies oth than newsreels/travelogues/technical/scientific/other documentary movies	2	37	87.169	87.172
85234919	Disc for laser reading systems for other purpose	2	52	60	504
85234993	Oth recorded optical media for reproducing representations of instructions/data/sound/image,recorded in a machine readable binary form,capable of being manipulated or providing interactivity, of an auto data processing machine	-	312	-	7.202
85234999	Other recorded optical media for other purpose	24	158	483	13.264
85235111	Of a kind suitable for computer use parts and accessories of machines for sawing monocrystal semiconductor boules into slices, or wafers into chips	39	137	96.030	377.592
85235119	Unrecorded Solid-state non-volatile storage devices of a kind not suitable for computer use	18	181	7.122	58.129
85235121	Recorded Solid-state non-volatile storage devices for reproducing phenomena other than sound or image of a kind suitable for computer use	29	58	13.492	17.351
85235129	Recorded Solid-state non-volatile storage devices for reproducing phenomena other than sound or image of a kind not suitable for computer use	2	19	201	1.952

Tabel 3 : Ekspor Indonesia menurut Komoditi (Kode HS 8 digit)

Mei 2023

Kode H S	Uraian golongan barang	Berat bersih (Kg)		Nilai F.O.B. (U S \$)	
		Bulan ini	Kumulatif	Bulan ini	Kumulatif
		(3)	(4)	(5)	(6)
85235130	Recorded Solid-state non-volatile storage devices for reproducing representations of instructions, data, sound and image, recorded in a machine readable binary form, and capable of being manipulated or providing interactivity to a user, by means of an automatic data processing machine; proprietary format storage (recorded) media	71	73	31.575	31.910
85235199	Recorded Solid-state non-volatile storage devices for other purpose	16	56	999	5.925
85235200	Semiconductor media; "Smart cards"	24.921	106.886	2.620.376	9.824.361
85235910	Semiconductor media; proximity cards and tags	-	8.309	-	80.772
85235921	Semiconductor media; unrecorded; of a kind suitable for computer use	-	6	-	56.682
85235929	Semiconductor media; unrecorded; other than a kind suitable for computer use	-	7	-	19.536
85235930	Semiconductor media; recorded; of a kind used for reproducing phenomena other than sound or image	-	0	-	4
85235940	Semiconductor media; recorded; for reproducing representations of instructions/data/sound/image, recorded in a machine readable binary form, capable of being manipulated/providing interactivity to a user, of an automatic data processing machine; proprietary format storage media	-	0	-	238
85235990	Other semiconductor media	107	365	2.389	15.432
85238040	Gramophone records	19	20	100	112
85238051	Other media for recording of sound or of other phenomena, unrecorded, of a kind suitable for computer use	53	368	3.566	165.344
85238059	Other media for recording of sound or of other phenomena, unrecorded, of a kind not suitable for computer use	20	31	290	1.840
85238091	Parts and accessories of a kind used for reproducing phenomena other than sound or image	358	358	43.715	43.715
85238092	Oth media for recording of sound/phenomena, recorded, for reproducing representations of instructions/data/sound/image, recorded in a machine readable binary form, and capable of being manipulated or providing interactivity, of an auto data processing machine	2	2	73	121
85238099	Other media for recording of sound or of other phenomena for other purpose	2.547	2.838	168.520	186.615
85241100	Flat panel display modules of liquid crystals, whether or not incorporating touch-sensitive screens; without drivers or control circuits	406	2.764	52.224	300.407
85241200	Flat panel display modules of organic light-emitting diodes (OLED), whether or not incorporating touch-sensitive screens; without drivers or control circuits	-	14	-	7.289
85249100	Flat panel display modules of liquid crystals, whether or not incorporating touch-sensitive screens; with drivers or control circuits	1.277.940	4.214.372	19.089.323	62.595.573
85249200	Flat panel display modules of organic light-emitting diodes (OLED), whether or not incorporating touch-sensitive screens; with drivers or control circuits	120.959	345.650	7.414.881	18.853.191
85249900	Flat panel display modules of other than liquid crystal and OLED, whether or not incorporating touch-sensitive screens; with drivers or control circuits	-	114	-	4.030
85255000	Transmission apparatus for radio-broadcasting or television, not incorporating reception apparatus or sound recording or reproducing apparatus	12	216	1.309	12.232
85256000	Transmission apparatus for radio-broadcasting or television, incorporating reception apparatus or sound recording or reproducing apparatus	2	499	2.778	46.074
85258110	Video camera recorders; high-speed goods as specified in Subheading Note 1 to this Chapter	679	5.521	414.273	3.913.804

Tabel 3 : Ekspor Indonesia menurut Komoditi (Kode HS 8 digit)

Mei 2023

Kode H S	Uraian golongan barang	Berat bersih (Kg)		Nilai F.O.B. (U S \$)	
		Bulan ini	Kumulatif	Bulan ini	Kumulatif
(1)	(2)	(3)	(4)	(5)	(6)
85258120	Television cameras; high-speed goods as specified in Subheading Note 1 to this Chapter	19	49	571	1.714
85258190	Digital cameras; high-speed goods as specified in Subheading Note 1 to this Chapter	3.163	20.492	125.794	914.220
85258210	Video camera recorders; radiation-hardened or radiation-tolerant goods as specified in Subheading Note 2 to this Chapter	100	110	3.098	4.528
85258290	Digital cameras; radiation-hardened or radiation-tolerant goods as specified in Subheading Note 2 to this Chapter	4	34	38.587	39.226
85258310	Video camera recorders; night vision goods as specified in Subheading Note 3 to this Chapter	25	60	469	1.910
85258320	Television cameras; night vision goods as specified in Subheading Note 3 to this Chapter	-	8	-	20
85258390	Digital cameras; night vision goods as specified in Subheading Note 3 to this Chapter	51	155	34.923	116.431
85258910	Video camera recorders; other than high-speed goods & radiation-hardened or radiation-tolerant goods & night vision goods as specified in Subheading Note 1-3 to this Chapter	2.745	3.666	95.574	153.952
85258920	Television cameras; other than high-speed goods & radiation-hardened or radiation-tolerant goods & night vision goods as specified in Subheading Note 1-3 to this Chapter	1.571	6.384	93.334	297.444
85258930	Web cameras	32.692	159.366	4.240.357	20.962.938
85258990	Digital cameras; other than high-speed goods & radiation-hardened or radiation-tolerant goods & night vision goods as specified in Subheading Note 1-3 to this Chapter	21.121	75.194	8.124.774	21.522.178
85261010	Radar apparatus, ground based, or of a kind for use in civil aircraft, or of a kind used solely on sea-going vessels	9	1.376	17	35.406
85261090	Radar apparatus of a kind used for military purpose	1.114	5.853	25.717	170.218
85269110	Radio navigational aid apparatus of a kind for use in civil aircraft, or of a kind used solely on sea-going vessels	366	24.597	39.362	2.761.326
85269190	Radio navigational aid apparatus, of a kind used for military purpose	52.981	171.758	5.496.641	18.290.442
85269200	Radio remote control apparatus	15.403	43.786	844.131	2.988.402
85271200	Pocket-size radio cassette-players	3.550	40.309	127.819	1.187.137
85271310	Portable radio-broadcast receivers capable of operating without an external source of power, combined with sound recording or reproducing apparatus; other than pocket-size radio cassette-players	15	150	200	2.119
85271390	Nonportable radio-broadcast receivers capable of operating without an external source of power; combined with sound recording or reproducing apparatus	1	14	1	122
85271920	Portable radio-broadcast receivers capable of operating without an external source of power, not combined with sound recording or reproducing; other than pocket-size radio cassette-player	36.079	149.946	588.437	2.656.239
85271990	Nonportable radio-broadcast receivers capable of operating without an external source of power, not combined with sound recording or reproducing	15	89	20	39.996
85272110	Radio-broadcast receivers combined with sound recording/reproducing apparatus, used in motor vehicles, capable of receiving & decoding digital radio data system signals	106.620	500.293	5.397.002	25.616.393
85272190	Radio-broadcast receivers combined with sound recording/reproducing apparatus, used in motor vehicles; not capable of receiving & decoding digital radio data system signals	25.658	95.543	1.427.450	5.302.297
85272900	Radio-broadcast receivers not capable of operating without an external source of power, used in motor vehicles, not combined with sound recording or reproducing apparatus	2.490	23.431	169.402	1.417.820

Tabel 3 : Ekspor Indonesia menurut Komoditi (Kode HS 8 digit)

Mei 2023

Kode H S	Uraian golongan barang	Berat bersih (Kg)		Nilai F.O.B. (U S \$)	
		Bulan ini	Kumulatif	Bulan ini	Kumulatif
(1)	(2)	(3)	(4)	(5)	(6)
85279190	Nonportable radio-broadcast receivers not capable of operating without an external source of power, of a kind not used in motor vehicles, combined with sound recording or reproducing apparatus	-	90	-	10.977
85279290	Not mains operated radio-broadcast receivers not capable of operating without an external source of power, not combined with sound recording or reproducing apparatus but combined with a clock	-	1	-	48
85279990	Not mains operated reception apparatus for radio-broadcasting, not elsewhere clasified in 8527	1	2	3	25
85284200	Cathode-ray tube monitors; capable of directly connecting to and designed for use with an automatic data processing machine of heading 8471	80	288	353	3.620
85284910	Colour cathode-ray tube monitors; not capable of directly connecting to and designed for use with an automatic data processing machine of heading 8471	16.987	31.094	143.099	245.083
85284920	Monochrome cathode-ray tube monitors; not capable of directly connecting to and designed for use with an automatic data processing machine of heading 8471	5	22	819	3.218
85285200	Monitors other than cathode-ray tube, capable of directly connecting to and designed for use with an automatic data processing machine of heading 8471	33.695	315.609	1.105.492	9.387.978
85285910	Colour monitors other than cathode-ray tube; not capable of directly connecting to and designed for use with an automatic data processing machine of heading 8471	180.288	723.137	7.446.163	32.716.762
85285920	Monochrome monitors other than cathode-ray tube; not capable of directly connecting to and designed for use with an automatic data processing machine of heading 8471	24	25	12.083	12.167
85286200	Projectors; capable of directly connecting to and designed for use with an automatic data processing machine of heading 8471	3	64	45	1.115
85286990	Projectors;not capable of directly connect & designed for use w/ an automatic data processing machine of heading 8471; having capability of projecting onto a screen diagonally measuring < 300 inches	654	10.097	21.675	95.024
85287111	Mains operated set top boxes which have a communications function for television, not designed to incorporate a video display or screen	200.185	688.505	12.176.555	41.761.851
85287119	Not mains operated set top boxes which have a communications function for television, not designed to incorporate a video display or screen	38.458	331.403	4.384.399	39.664.901
85287191	Mains operated reception apparatus for television, not designed to incorporate a video display or screen, other than set top boxes which have a communications function	-	18.777	-	780.439
85287199	Not mains operated reception apparatus for television, not designed to incorporate a video display or screen, other than set top boxes which have a communications function	94	433	28.017	78.069
85287210	Battery operated monitors for colour television, designed to incorporate a video display or screen	1	104	10	1.405
85287292	Liquid crystal devices (LCD), light-emitting diodes (LED) and other flat panel display type for colour television; designed to incorporate a video display or screen	3.131.154	18.574.137	64.834.884	407.753.935
85287299	Monitors for colour television oth than cathode-ray tube, LCD, LED, and other flat panel display type; designed to incorporate a video display or screen	574	3.843	1.747	18.003
85287300	Monitors for monochrome television	4.728	12.116	288.797	422.072
85291021	Parabolic aerial reflector dishes for television reception and parts thereof	209	4.351	105	6.718
85291029	Parabolic aerial reflector dishes for direct broadcast multi- media systems other than for television reception, and parts thereof	1.968	12.748	187.699	1.258.956

Tabel 3 : Ekspor Indonesia menurut Komoditi (Kode HS 8 digit)

Mei 2023

Kode H S	Uraian golongan barang	Berat bersih (Kg)		Nilai F.O.B. (U S \$)	
		Bulan ini	Kumulatif	Bulan ini	Kumulatif
(1)	(2)	(3)	(4)	(5)	(6)
85291030	Telescopic, rabbit and dipole antennae for television or radio receivers; parts suitable for use therewith	101.227	496.313	1.068.303	4.668.937
85291040	Aerial filters and separators; parts suitable for use therewith	0	13	75	454
85291060	Feed horns (wave guide) aerials; parts suitable for use therewith	6	19	4.570	6.890
85291093	Aerials & aerial reflectors oth than parabolic/telescopic/aerial filters & separators/feed horns, of a kind used with transmission apparatus for radio-broadcasting; parts suitable for use therewith	-	17.596	-	156.529
85291094	Aerials & aerial reflectors oth than parabolic/telescopic/aerial filters & separators/feed horns, of a kind used with transmission apparatus for television; parts suitable for use therewith	-	17	-	11.715
85291099	Aerials&aerial reflectors oth than parabolic/telescopic/aerial filter & separator/feed horn,used w/ transmission apparatus oth than for radio-broadcasting/television;parts suitable for use therewith	731	3.712	272.624	507.376
85299020	Parts of decoders	1.035	4.280	50.113	255.439
85299040	Parts of digital cameras or video camera recorders	241	1.546	61.774	175.201
85299051	Printed circuit boards, assembled; for goods of subheading 852550 or 852560	-	5	-	419
85299052	Printed circuit boards, assembled; for goods of subheading 852713, 852719, 852721, 852729, 852791 or 852799	74.362	330.100	3.171.297	13.694.507
85299053	Printed circuit boards, assembled, for flat panel displays	94.389	473.289	7.139.125	33.636.309
85299054	Printed circuit boards, assembled, for television receivers	5.161	33.398	5.943	55.234
85299055	Printed circuit boards, assembled; for goods of heading 8528; other than for flat panel displays or television receivers	115	485	2.420	10.251
85299059	PCB, assembled; other than for goods of subheading 852550,852560,852713,852719,852721,852729,852791,852799,8528	184	1.490	105.529	461.875
85299091	Parts for television receivers other than aerial and PCB	50.967	265.596	3.410.995	13.844.853
85299094	Parts for flat panel display other than aerial and PCB	601.646	3.055.377	3.251.582	34.794.066
85299099	Parts suitable for use solely or principally with the apparatus of headings 8524 to 8528; other than aerials and PCB, not for television receivers or flat panel display	49.947	215.873	1.202.856	3.587.248
85308000	Electrical signalling, safety or traffic control equipment for roads, inland waterways, parking facilities, port installations or airfields (other than those of heading 8608)	250	652	112	5.449
85309000	Part of electrical signalling, safety or traffic control equipment for railways, tramways, roads, inland waterways, parking facilities, port installations or airfields (oth than heading 8608)	-	131	-	2.079
85311010	Burglar alarms	12.053	109.285	1.533.972	15.667.807
85311020	Fire alarms	-	96	-	548
85311030	Smoke alarms; portable personal alarms (shrill alarms)	19	50	341	4.439
85311090	Alarms except burglar or fire alarms or smoke alarm; portable personal alarm (shrill alarms)	31.622	176.585	1.441.496	7.262.227
85312000	Indicator panels incorporating liquid crystal devices (LCD) or light-emitting diodes (LED)	7.080	20.524	405.114	1.457.085
85318011	Eletronic door bells and other door sound signalling apparatus	-	5	-	60
85318019	Electronic bells and other sound signalling apparatus other than door bells	6.305	22.636	283.196	1.184.105
85318029	Flat panel displays (including electro-luminescence, plasma and other technologies) other than vacuum fluorescent display panels	-	5	-	1.133
85318090	Electric sound or visual signalling apparatus (bells, sirens), other than electronic bells or flat panel displays	56.336	309.847	1.479.989	7.782.084

Tabel 3 : Ekspor Indonesia menurut Komoditi (Kode HS 8 digit)

Mei 2023

Kode H S	Uraian golongan barang	Berat bersih (Kg)		Nilai F.O.B. (U S \$)	
		Bulan ini	Kumulatif	Bulan ini	Kumulatif
(1)	(2)	(3)	(4)	(5)	(6)
85319010	Part of electric sound or visual signalling apparatus, including printed circuit assemblies of subheading 853120, 85318021 or 85318029	59	59	143	143
85319030	Part of electric sound signalling other than door bells or door sound signalling apparatus	-	27	-	245
85319090	Part of visual signalling apparatus	7.516	43.122	152.267	837.977
85321000	Electrical capacitors, fixed, designed for use in 50/60 Hz circuits and having a reactive power handling capacity of not less than 05 kvar (power capacitors)	1.727	19.043	73.246	85.582
85322100	Tantalum capacitors	10.591	51.221	11.365.157	44.061.108
85322200	Aluminium electrolytic capacitors	799.018	3.573.848	25.564.904	111.084.078
85322300	Ceramic dielectric, single layer capasitors	54.518	238.056	976.064	4.706.634
85322400	Ceramic dielectric, multilayer capacitors	3.834	5.863	347.557	532.838
85322500	Dielectric of paper or plastics capasitors	1.984	11.841	127.454	786.732
85322900	Electrical capacitors, fixed, other than tantalum or aluminium electrolytic or ceramic dielectric or dielectric of paper/plastics	72.279	354.834	12.566.670	47.472.807
85323000	Variable or adjustable (pre-set) capacitors	243	1.432	11.069	30.234
85329000	Parts of electrical capacitors, fixed, variable or adjustable (pre-set)	185	11.601	6.433	132.067
85331010	Electrical resistors, fixed carbon, composition or film type; surface mounted	50.109	155.583	612.269	2.602.585
85331090	Electrical resistors, fixed carbon, composition or film type; non surface mounted	84	124	21.301	62.166
85332100	Electrical resistors, fixed non carbon resistors; for a power handling capacity ≤ 20 W	198.008	1.019.048	7.999.146	40.428.686
85332900	Electrical resistors, fixed non carbon resistors; for a power handling capacity > 20 W	2.722	6.655	81.770	202.158
85333100	Wirewound variable resistors, including rheostats and potentiometers; for a power handling capacity ≤ 20 W	1	11	115	5.304
85333900	Wirewound variable resistors, including rheostats and potentiometers; for a power handling capacity > 20 W	-	1.336	-	1.804
85334000	Variable resistors other than wirewound, including rheostats and potentiometers	67.049	270.315	1.442.493	6.559.215
85339000	Parts electrical resistors (including rheostats and potentiometers), other than heating resistors.	238	1.061	99.024	473.366
85340010	Printed circuits, single-sided	81.614	558.572	1.392.897	8.602.231
85340020	Printed circuits, double-sided	936	8.084	1.178.435	4.018.435
85340030	Printed circuits, multi-layer	3.073	66.640	369.239	17.847.668
85340090	Printed circuits, other than single/double-sided or multi-layer	12.667	77.662	10.566.767	21.684.162
85351000	Fuses, for a voltage > 1,000 volts	104	308	98	18.940
85352190	Automatic circuit breakers other than moulded case type or earth leakage circuit breaker, for a voltage > 1kV but < 725 kV	1.439	3.232	44.563	166.914
85352990	Automatic circuit breakers other than earth leakage circuit breaker, for a voltage ≥ 725 kV	61	179	260	8.879
85353011	Isolating switches and make-and-break switches, disconnectors having a voltage > 1 kV but < 36 kV	-	17	-	438
85353019	Isolating switches and make-and-break switches, disconnectors having a voltage of ≥ 36 kV but ≤ 40 kV	3	433	26	25.310
85353090	Isolating switches and make-and-break switches, suitable for a voltage > 40 kV but < 66 kV	25	25.700	192	279.969
85354000	Lightning arresters, voltage limiters and surge suppressors, for a voltage > 1,000 volts	1.872	9.268	304.870	1.677.733
85359010	Bushing assemblies and tap changer assemblies for electricity distribution or power transformers, for a voltage > 1,000 volts	939	12.128	39.497	443.864
85359020	Change-over switches of a kind used for starting electric motors; for a voltage > 1,000 volts	2	5	15	50

Tabel 3 : Ekspor Indonesia menurut Komoditi (Kode HS 8 digit)

Mei 2023

Kode H S	Uraian golongan barang	Berat bersih (Kg)		Nilai F.O.B. (U S \$)	
		Bulan ini	Kumulatif	Bulan ini	Kumulatif
(1)	(2)	(3)	(4)	(5)	(6)
85359090	Electrical apparatus for switching or protecting electrical circuits, or for making connections to or in electrical circuits, for a voltage > 1,000 volts, not elsewhere classified in heading 8535	9.040	128.840	50.830	496.833
85361011	Thermal fuses; glass type fuses, suitable for use in electric fans, for a voltage ≤ 1,000 volts	-	2	-	438
85361012	Thermal fuses; glass type fuses, not suitable for use in electric fans, for a current < 16 A and voltage ≤ 1,000 volts	495	1.106	10.463	36.261
85361013	Fuse blocks, of a kind used for motor vehicles, for a voltage ≤ 1,000 volts	581	4.694	8.860	62.464
85361019	Thermal fuses; glass type fuses, voltage ≤ 1,000 volts, not elsewhere classified or include in subheading 853610	65.714	135.689	1.148.227	5.061.442
85361091	Fuses other than thermal; glass type fuses, suitable for use in electric fans, for a voltage ≤ 1,000 volts	-	125	-	241
85361092	Fuses other than thermal fuses and glass type fuses; not suitable for use in electric fans; for a current less than 16 A and voltage not exceeding 1,000 volts	2	79	5	2.678
85361093	Fuse blocks other than thermal and glass type fuse, of a kind used for motor vehicles; for a voltage not exceeding 1,000 volts	17	96	489	2.555
85361099	Fuses other than thermal fuses and glass type fuses, voltage ≤ 1,000 volts, not elsewhere classified or include in subheading 853610	1.298	3.148	42.477	141.814
85362011	Automatic circuit breakers, moulded case type, for a voltage ≤ 1,000 volts and current < 16 A	2	1.737	20	21.315
85362012	Automatic circuit breakers, moulded case type, for a voltage ≤ 1,000 volts and current ≥ 16 A but ≤ 32 A	-	931	-	11.501
85362013	Automatic circuit breakers, moulded case type, for a voltage ≤ 1,000 volts and current > 32 A but ≤ 1,000 A	2.228	8.213	32.211	168.127
85362019	Automatic circuit breakers, moulded case type, for a voltage ≤ 1,000 volts and current > 1,000 A	14.252	60.207	1.433.084	5.575.413
85362020	Automatic circuit breakers; non moulded case type, of a kind incorporated into electro-thermic domestic appliances of heading 8516; for a voltage ≤ 1,000 volts;	2	7	297	7.707
85362091	Automatic circuit breakers, non-moulded case type; not incorporated into electro-thermic domestic appliances of heading 8516; for a current < 16 A and voltage ≤ 1,000 volts;	-	24	-	24
85362099	Automatic circuit breakers, non-moulded case type, not incorporated into electro-thermic domestic appliances of heading 8516; for a current ≥ 16 A and voltage ≤ 1,000 volts;	557	2.412	63.143	263.289
85363010	Lightning arresters for protecting electrical circuits, for a voltage ≤ 1,000 volts	-	3	-	1.371
85363020	Electrical apparatus for protecting electrical circuits other than fuses or automatic circuit breakers, of a kind used in radio equipment or in electric fans, for a voltage ≤ 1,000 volts	-	325	-	4.172
85363090	Electrical apparatus for protecting electrical circuits oth than fuses or auto circuit breakers; except lighting arresters or of a kind used in radio equipment/in electric fans; voltage ≤1,000 volts	134.046	542.296	1.853.237	8.086.951
85364110	Digital relays; for a voltage ≤ 60 V	3.179	33.308	111.644	845.001
85364120	Relays of a kind used in radio equipment; for a voltage ≤ 60 V	-	3	-	150
85364130	Relays of a kind used in electric fans; for a voltage ≤ 60 V	150	330	422	503
85364140	Relays other than digital relays or of a kind used in radio equipment/electric fans, for a current < 16 A and voltage ≤ 60 V	2.009	16.058	91.980	1.037.849
85364191	Semiconductor or electro-magnetic relays of voltage ≤ 28 V	55.574	286.901	2.098.307	10.224.711

Tabel 3 : Ekspor Indonesia menurut Komoditi (Kode HS 8 digit)

Mei 2023

Kode H S	Uraian golongan barang	Berat bersih (Kg)		Nilai F.O.B. (U S \$)	
		Bulan ini	Kumulatif	Bulan ini	Kumulatif
(1)	(2)	(3)	(4)	(5)	(6)
85364199	Semiconductor or electro-magnetic relays of voltage > 28 V but ≤ 60 V	29.501	117.300	6.984.315	11.336.054
85364910	Digital relays; for a voltage exceeding 60 V but not exceeding 1,000 V	193	536	14.433	29.209
85364990	Relay other than digital; for a voltage exceeding 60 V but not exceeding 1,000 V	351.681	1.997.672	8.862.570	49.441.019
85365020	Over-current and residual-current automatic switches, for a voltage not exceeding 1,000 volts	20.094	133.703	349.988	2.689.856
85365033	High inrush switches; power switches for TV; rotary, slide, see-saw & magnetic switches for AC; commutators for stoves & ranges; microphone switches; current capacity <16 A & voltage ≤1 kV	70	1.045	5.536	23.965
85365039	High inrush switches; power switches for TV; rotary, slide, see-saw & magnetic switches for AC; commutators for stoves & ranges; microphone switches; current capacity ≥16 A & voltage ≤1 kV	805	3.471	73.000	204.271
85365040	Miniature switches suitable for use in rice cookers or toaster ovens, a voltage not exceeding 1,000 volts	0	0	433	433
85365051	Insulated thyristor AC switches; electronics switches, consisting of chip-on-chip technology, voltage ≤ 1,000 V; electro-mechanical snap-action switches for current < 16 A	5.500	36.500	10.453	69.403
85365059	Insulated thyristor AC switches; electronics switches, consisting of chip-on-chip technology, voltage ≤ 1,000 V; electro-mechanical snap-action switches for current ≥ 16 A but ≤ 11 A	763	2.674	10.228	66.435
85365061	Make-and-break switches of a kind used in domestic electrical wiring, voltage ≤ 500 V & rated current carrying capacity < 16 A	3.898	21.737	177.844	1.005.755
85365069	Make-and-break switches of a kind used in domestic electrical wiring, voltage ≤ 500 V & rated current carrying capacity ≥ 16 A but ≤ 20 A	13.227	13.414	16.277	16.846
85365095	Change-over switches of a kind used for starting electric motors; fuse switches, voltage ≤ 1,000 V	429	2.238	15.060	73.444
85365096	Electrical apparatus for switching or protecting electrical circuits n.e.c. in subheading 853650, voltage ≤ 1,000 V & current < 16 A, not suitable for use in electric fans & starting motors	49.859	271.736	3.611.432	18.664.605
85365099	Electrical apparatus for switching or protecting electrical circuits n.e.c. in subheading 853650, voltage ≤ 1,000 V & current ≥ 16 A, not suitable for use in electric fans & starting motors	202.603	1.169.190	8.770.894	46.147.798
85366111	Lamp-holders of a kind used for compact lamps or halogen lamps, for a current < 16 A and voltage ≤ 1,000 volts	-	205	-	1.275
85366119	Lamp-holders of a kind used for compact lamps or halogen lamps, for a current ≥ 16 A and voltage ≤ 1,000 volts	24	29	18	1.697
85366191	Lamp-holders not used for compact lamps or halogen lamps; for a current < 16 A and voltage ≤ 1,000 volts	-	1.283	-	19.987
85366199	Lamp-holders not used for compact lamps or halogen lamps; for a current ≥ 16 A and voltage ≤ 1,000 volts	3	888	232	52.464
85366910	Telephone plugs, for a voltage ≤ 1,000 volts	5	57	62	30.404
85366923	Audio/video sockets and cathode ray tube sockets for television or radio receivers, current ≤ 15 A and voltage ≤ 1,000 volts	6	11	384	464
85366924	Audio/video sockets and cathode ray tube sockets for television or radio receivers, current > 15 A but < 16 A and a voltage ≤ 1,000 volts	-	3	-	35
85366929	Audio/video sockets and cathode ray tube sockets for television or radio receivers, current ≥ 16 A and voltage ≤ 1,000 volts	565	3.308	24.414	33.290
85366932	Sockets and plugs for co-axial cables and printed circuits, current < 16 A and voltage ≤ 1,000 volts	948	1.825	116.558	311.079

Tabel 3 : Ekspor Indonesia menurut Komoditi (Kode HS 8 digit)

Mei 2023

Kode H S	Uraian golongan barang	Berat bersih (Kg)		Nilai F.O.B. (U S \$)	
		Bulan ini	Kumulatif	Bulan ini	Kumulatif
(1)	(2)	(3)	(4)	(5)	(6)
85366939	Sockets and plugs for co-axial cables and printed circuits, current \geq 16 A and voltage \leq 1,000 volts	2.358	44.183	121.088	2.069.968
85366992	Plugs and sockets not for telephone or television or radio receivers or co-axial cables and printed circuits; for a current < 16 A and voltage \leq 1,000 volts	736	9.485	22.262	153.640
85366999	Plugs and sockets not for telephone or television or radio receivers or co-axial cables and printed circuits; for a current of \geq 16 A and voltage \leq 1,000 volts	82.040	445.957	2.988.561	14.401.520
85367010	Connectors for optical fibres, optical fibre bundles or cables, of ceramics, for a voltage not exceeding 1,000 volts	5.504	12.312	235.939	510.022
85367090	Connectors for optical fibres, optical fibre bundles or cables, of other than ceramics or copper, for a voltage not exceeding 1,000 volts	1.243	8.881	198.316	1.560.457
85369012	Connection and contact elements for wires and cables; contact probes for wafer, for a current of less than 16 A and voltage not exceeding 1,000 volts	2.356	2.508	42.135	92.559
85369019	Connection and contact elements for wires and cables; contact probes for wafer, for a current of 16 A or more and voltage not exceeding 1,000 volts	12.686	145.513	574.475	5.378.133
85369022	Junction boxes, for a current of less than 16 A and voltage not exceeding 1,000 volts	22	22	5.295	5.295
85369029	Junction boxes, for a current of 16 A or more and voltage not exceeding 1,000 volts	1.415	10.513	27.280	537.319
85369032	Cable connectors consisting of a jack plug, terminal with or without pin, connector, or adaptor for co-axial cable, for a current of less than 16 A and voltage not exceeding 1,000 volts;	20.258	131.676	2.122.073	12.129.513
85369039	Cable connectors consisting of a jack plug, terminal with or without pin, connector, or adaptor for co-axial cable, for a current of 16 A or more and voltage not exceeding 1,000 volts;	189.175	839.368	3.873.519	18.685.467
85369040	Battery clamps, of a kind used for motor vehicles of heading 8702, 8703, 8704 or 8711, for a voltage not exceeding 1,000 volts	65	476	2.882	22.082
85369094	Electrical apparatus for making connections to or in electrical circuits not elsewhere clasified in 8536, for a current < 16 A and voltage \leq 1,000 volts	10.911	68.483	204.504	1.406.396
85369099	Electrical apparatus for making connections to or in electrical circuits not elsewhere spesified in 8536, for a current \geq 16 A and voltage \leq 1,000 volts	104.328	524.732	7.673.808	33.802.499
85371011	Control panels of a kind suitable for use in distributed control systems, for a voltage \leq 1,000 V	1.734	18.312	854.437	2.264.854
85371012	Control panels fitted with a programmable processor, for a voltage \leq 1,000 V	67	379	2.529	38.325
85371013	Control panels oth than a kind of for use in distributed control systems or fitted with programmable processor, suitable for goods of heading 8415, 8418, 8450, 8508, 8509 or 8516, voltage \leq 1,000 V	4.414	19.304	316.975	1.453.126
85371019	Switchboards for a voltage \leq 1,000 V	97.957	183.452	3.094.471	7.025.372
85371020	Distribution boards (including back panels and back planes) for use solely or principally with goods of heading 8471, 8517 or 8525, for a voltage \leq 1,000 V	11.881	51.297	530.574	2.016.644
85371030	Programmable logic controllers for automated machines for transport, handling and storage of dies for semiconductor devices, for a voltage \leq 1,000 V	251	2.771	171.894	1.486.358
85371040	Motor controllers with output rating of 24 V to 120 V DC and with ampere rating of 300 A to 500 A, voltage \leq 1,000 V	7.129	25.618	259.793	1.182.181

Tabel 3 : Ekspor Indonesia menurut Komoditi (Kode HS 8 digit)

Mei 2023

Kode H S	Uraian golongan barang	Berat bersih (Kg)		Nilai F.O.B. (U S \$)	
		Bulan ini	Kumulatif	Bulan ini	Kumulatif
(1)	(2)	(3)	(4)	(5)	(6)
85371091	Board,panel,console,desk,cabinet oth than switchboard & control panel/distribution board/programmable logic controller/motor controller; used in radio equipment/in electric fan; voltage ≤ 1,000 V	17.290	47.312	2.785.372	7.782.501
85371092	Board,panel,console,desk,cabinet oth than switchboard & control panel/distribution board/programmable logic controller/motor controller;suitable use in distributed control systems;voltage ≤ 1,000 V	2.276	12.079	440.734	2.512.781
85371099	Board,panel,console,desk,cabinet oth than switchboard & control panel/distribution board/programmable logic controller/motor controller not elsewhere clasified in subheading 853710; voltage ≤ 1,000 V	225.501	1.454.816	15.837.006	82.425.009
85372011	Switchboards, incorporating electrical instruments for breaking, connecting or protecting electrical circuits for a voltage 66 kV or more	-	49.280	-	772.318
85372019	Switchboards; incorporating electrical instruments for breaking, connecting or protecting electrical circuits, for a voltage exceeding 1 kV but less than 66 kV	1	1.033	20	3.943
85372029	Control panels, incorporating electrical instruments for breaking, connecting or protecting electrical circuits for a voltage exceeding 1 kV but less than 66 kV	-	2	-	263
85372090	Boards, panels, consoles, desks, cabinets & other bases, not elsewhere clasified in subheading 853720, for a voltage exceeding 1,000 V	89.061	792.976	2.582.708	20.661.752
85381011	Parts of programmable logic controllers for automated machines for transport, handling and storage of dies for semiconductor devices, for a voltage not exceeding 1,000 V	-	157	-	10.123
85381019	Part of board,panel,console,desk,cabinet & oth base for good of head 8537,not equipped w/ their apparatus oth than part of programmable logic controller/a kind used in radio equipment,voltage ≤1,000 V	3.401	56.240	403.654	2.310.834
85381021	Parts of programmable logic controllers for automated machines for transport, handling and storage of dies for semiconductor devices, for a voltage exceeding 1,000 V	-	3	-	4.200
85381029	Parts of board,panel,console,desk,cabinet&oth base for good of head 8537,not equipped w/ their apparatus oth than part of programmable logic controller/a kind used in radio equipment,voltage > 1,000 V	694	5.011	103.488	1.689.852
85389011	Parts suitable for use solely or principally with goods of HS. 85366910, 85369012 or 85369019; voltage ≤ 1,000 V	4.077	22.085	183.994	645.765
85389012	Parts suitable for use solely or principally with goods of HS. 85365051, 85365059, 85366932 or 85366939; voltage ≤ 1,000 V	23.776	82.858	986.394	2.852.253
85389013	Parts suitable for use solely or principally with goods of HS. 85371020; voltage ≤ 1,000 V	28.185	142.505	3.348.927	14.351.638
85389019	Parts suitable use solely/principally w/ apparatus of subhead 8535, 8536 or 8537; oth than HS. 85366910, 85369012, 85369019, 85365051, 85365059, 85366932, 85366939, or 85371020; voltage ≤ 1,000 V	174.186	523.531	7.169.998	56.012.351
85389020	Parts suitable for use solely or principally with the apparatus of subheading 8535, 8536 or 8537 equipped with their apparatus, voltage > 1,000 V	24.003	83.742	547.492	3.827.381
85391010	Sealed beam lamp units; for motor vehicles of Chapter 87	6.925	22.012	160.830	432.247
85391090	Sealed beam lamp units; other than for motor vehicles of Chapter 87	2.396	6.997	46.780	180.757
85392120	Tungsten halogen; of a kind used in medical equipment	-	1.418	-	35.770
85392130	Tungsten halogen; of a kind used for motor vehicles	158	1.435	1.463	21.007
85392140	Reflector lamp bulbs of tungsten halogen, not used in medical equipment or motor vehicles	-	3	-	53

Tabel 3 : Ekspor Indonesia menurut Komoditi (Kode HS 8 digit)

Mei 2023

Kode H S	Uraian golongan barang	Berat bersih (Kg)		Nilai F.O.B. (U S \$)	
		Bulan ini	Kumulatif	Bulan ini	Kumulatif
		(1)	(2)	(3)	(4)
85392190	Tungsten halogen other than reflector lamp bulbs tungsten halogen or of a kind used in medical equipment or motor vehicles	211	500	2.634	16.298
85392231	Reflector lamp bulbs excluding reflector lamp bulbs of tungsten halogen, of a kind used in decorative illumination, power ≤ 60 W and voltage > 100 V	249	431	14.532	16.032
85392232	Reflector lamp bulbs excluding reflector lamp bulbs of tungsten halogen, of a kind used in decorative illumination, power > 60 W but ≤ 200 W and voltage > 100 V	-	13	-	30
85392233	Reflector lamp bulbs excluding reflector lamp bulbs of tungsten halogen, for domestic lighting, power ≤ 200 W and voltage >100 V	7.438	19.895	107.524	340.716
85392239	Reflector lamp bulbs excluding reflector lamp bulbs of tungsten halogen, not used in decorative illumination or domestic lighting, power ≤ 200 W and voltage >100 V	14	3.064	37	13.289
85392291	Filament lamps, excluding sealed beam unit, ultra-violet/infra-red lamps, tungsten halogen, and reflector lamp bulbs, used in decorative illumination, power ≤ 60 W & voltage > 100 V	5	6	5	10
85392293	Filament lamps, excluding sealed beam unit, ultra-violet/infra-red lamps, tungsten halogen, and reflector lamp bulbs, for domestic lighting, power ≤ 200 W & voltage > 100 V	1	15	146	946
85392299	Filament lamps, exclud sealed beam unit, ultra-violet/infra-red lamp, tungsten halogen & reflector lamp bulb, not used for domestic lighting & decorative illumination, power >60 W but ≤200 W & >100 V	24	877	147	32.065
85392920	Filament lamps, excluding sealed beam units, ultra-violet/infra-red lamps, and tungsten halogen, used for motor vehicles; power > 200 W and voltage ≤ 100 V	19.412	57.285	211.358	600.008
85392930	Reflector lamp bulbs, excluding sealed beam units, ultra-violet/infra-red lamps, and tungsten halogen, not used in medical equipment or motor vehicles; power > 200 W and voltage ≤ 100 V	101	8.808	1.137	22.773
85392941	Flashlight bulbs; miniature indicator bulbs, rated up to 225 V, of a kind suitable for medical equipment,	66	99	1.710	4.375
85392949	Flashlight bulbs; miniature indicator bulbs, rated up to 225 V, of a kind not suitable for medical equipment,	1	1	1	1
85392960	Filament lamps, exclud sealed beam units, ultra-violet/infra-red lamps, or tungsten halogen or flashlight bulbs; miniature indicator bulbs; capacity ≤ 200 W and voltage ≤ 100 V	572	1.184	8.549	15.211
85392990	Filament lamps, exclud sealed beam units, ultra-violet/infra-red lamps, or tungsten halogen or flashlight bulbs; miniature indicator bulbs, capacity > 300 W	127	736	6.194	22.244
85393120	Discharge lamps, other than UV lamps, straight tubes for other fluorescent lamps; fluorescent hot cathode	8	61	53	731
85393130	Discharge lamps, other than UV lamps, Compact hot cathode fluorescent lamps with built-in ballast	-	87	-	1.529
85393190	Discharge lamps, oth than UV lamps; fluorescent hot cathode; not elsewhere classified in subheading 853931	2.401	62.542	5.972	125.629
85393200	Mercury or sodium vapour lamps; metal halide lamps	9	13	420	541
85393910	Discharge lamps, other than UV lamps; tubes for compact fluorescent lamps, other than fluorescent, hot cathode or mercury or sodium vapour lamps; metal halide lamps	-	128	-	120.298
85393990	Discharge lamps, other than UV lamps; fluorescent, cold cathode; not elsewhere classified in 853939	2.245	7.133	198.264	1.824.277
85394100	Arc-lamps	4.671	21.224	3.309.736	14.909.406
85394900	Ultra-violet or infra-red lamps	834	3.775	19.268	90.080
85395100	Light-emitting diode (LED) modules	102	497	6.203	31.481
85395210	Light-emitting diode (LED) lamps, equipped with screw bases	2.093	2.279	30.145	35.271

Tabel 3 : Ekspor Indonesia menurut Komoditi (Kode HS 8 digit)

Mei 2023

Kode H S	Uraian golongan barang	Berat bersih (Kg)		Nilai F.O.B. (U S \$)	
		Bulan ini	Kumulatif	Bulan ini	Kumulatif
		(1)	(2)	(3)	(4)
85395290	Light-emitting diode (LED) lamps, not equipped with screw bases	15.099	33.099	172.709	590.932
85399010	Parts of aluminium end caps for fluorescent lamps; aluminium screw caps for incandescent lamps	-	2	-	140
85399020	Parts of electric filament or discharge lamps, oth than aluminium end caps for fluorescent lamps; aluminium screw caps for incandescent lamps; suitable for lamps of motor vehicles	410	1.674	2.009	15.533
85399090	Parts of electric filament/discharge lamps oth than aluminium end caps for fluorescent lamps; aluminium screw caps for incandescent lamps; not suitable for motor vehicles lamps/of subhead 85395100,	2.083	6.586	100.668	2.248.861
85404090	Data/graphic display tubes, monochrome	54	4.202	7.300	39.842
85407100	Magnetrons	-	7	-	147
85407900	Microwave tubes other than magnetrons(for example, klystrons, travelling wave tubes, carcinotrons), excluding grid-controlled tubes	21	40	5.993	11.985
85408100	Receiver or amplifier valves and tubes	-	9	-	224
85408900	Thermionic, cold cathode or photo-cathode valves and tubes not elsewhere classified in 8540	0	20	255	315
85409900	Part of thermionic, cold cathode or photo-cathode valves and tubes other than cathode-ray tubes	6	264	180	29.955
85411000	Diodes, other than photosensitive or light-emitting diodes (LED)	14.042	45.602	4.609.338	14.548.302
85412100	Transistors, other than photosensitive transistors with a dissipation rate of less than 1 W	3.092	9.080	239.524	790.703
85412900	Transistors, other than photosensitive transistors without a dissipation rate of less than 1 W	2.456	9.258	608.243	2.778.318
85413000	Thyristors, diacs and triacs, other than photosensitive devices	3	55	162	2.001
85414100	Light-emitting diodes (LED), whether or not assembled with other light-emitting diodes (LED)	4.007	10.607	236.020	1.148.767
85414200	Photovoltaic cells not assembled in modules or made up into panels	37.271	144.044	5.004.777	17.027.488
85414300	Photovoltaic cells assembled in modules or made up into panels	3.380.067	12.662.048	23.895.180	92.138.076
85414900	Photosensitive semiconductor devices, other than LED and photovoltaic cells whether or not assembled in modules or made up into panels	17.569	621.714	1.371.598	10.091.278
85415100	Semiconductor-based transducers	-	1	-	8.594
85415900	Semiconductor devices other than semiconductor-based transducers	623	2.681	2.034.631	9.311.513
85416000	Mounted piezo-electric crystals	2.943	13.570	4.647.177	21.873.086
85419000	Part of semiconductor devices or photosensitive semiconductor devices or light-emitting diodes (LED) or mounted piezo-electric crystals	28.335	104.370	301.703	1.325.112
85423100	Electronic integrated circuits: processors and controllers, whether or not combined with memories, converters, logic circuits, amplifiers, clock and timing circuits, or other circuits	49.214	267.465	19.908.294	105.308.753
85423200	Electronic integrated circuits: memories	2.032	6.257	2.317.769	7.685.710
85423300	Electronic integrated circuits: amplifiers	11.409	17.724	878.858	2.271.633
85423900	Electronic integrated circuits other than processors and controllers or memories or amplifiers	47.416	296.825	23.552.048	128.966.207
85429000	Part of electronic integrated circuits	79.759	247.709	7.255.078	63.134.098
85431000	Electrical machines and apparatus, having individual functions, particle accelerators	-	2	-	306
85432000	Electrical machines and apparatus, having individual functions, signal generators	3.577	13.957	628.547	2.188.233
85433099	Machines and apparatus for electroplating, electrolysis or electrophoresis, not elsewhere classified in subheading 854330	9	2.475	4.564	121.938

Tabel 3 : Ekspor Indonesia menurut Komoditi (Kode HS 8 digit)

Mei 2023

Kode H S	Uraian golongan barang	Berat bersih (Kg)		Nilai F.O.B. (U S \$)	
		Bulan ini	Kumulatif	Bulan ini	Kumulatif
(1)	(2)	(3)	(4)	(5)	(6)
85434000	Electronic cigarettes and similar personal electric vaporising devices	71.936	89.496	91.229	965.395
85437010	Electric fence energisers	357	825	3.935	24.516
85437021	Cordless infrared remote control devices for video game consoles, other than game controllers of heading 9504	224.531	1.100.824	9.953.998	48.021.073
85437029	Remote control apparatus, other than radio remote control apparatus; other than cordless infrared remote control devices for video game consoles, excluding game controllers of heading 9504	25.905	245.564	913.043	8.622.526
85437030	Electrical machines and apparatus with translation or dictionary functions	-	0	-	0
85437040	Equipment for removal of dust particles/elimination of electrostatic charge during the manufacture of PCB/PWB/PCBA; machine for curing material by ultra-violet light for the manufacture of PCB/PWB/PCBA	7	42	12.840	33.584
85437050	Microwave amplifiers; digital flight-data recorders; portable battery operated electronic reader for recording and reproducing text, still image or audio file	15	15	36	36
85437060	Digital signal processing apparatus capable of connect to a wired/wireless network for the mixing of sound; articles specifically designed for connec to telegraphic or telephonic apparatus/networks	0	78	64	99.789
85437090	Electrical machines and apparatus, having individual functions, not specified or included elsewhere in subheading 8543	875.868	4.455.479	116.360.615	1.056.439.394
85439090	Parts of electrical machines and apparatus, having individual functions other than of goods of subheading 854310 or 854320, 85433020, 85437030, and 85437040	40.844	229.405	6.742.244	37.554.755
85441120	Winding wire of copper with an outer coating or covering of paper, textiles or poly(vinyl chloride)	1.268.883	4.706.350	12.102.901	50.446.678
85441130	Winding wire of copper with an outer coating of lacquer	-	80	-	1.082
85441140	Winding wire of copper with an outer coating of enamel	284.373	1.455.985	3.080.455	15.557.776
85441190	Winding wire of copper without an outer coating or covering of paper, textiles or PVC, lacquer, and enamel	15.149	67.440	234.861	1.025.560
85441900	Winding wire of other than copper	44.979	255.893	1.906.874	10.966.395
85442011	Insulated cable fitted with rubber or plastics, for a voltage not exceeding 66 kV	188	5.881	18.342	232.361
85442019	Insulated cable fitted other than with rubber or plastics, for a voltage not exceeding 66 kV	78.852	488.332	1.049.165	5.869.959
85442021	Insulated cable not fitted with rubber or plastics, for a voltage not exceeding 66 kV	19	163	8.228	14.241
85442029	Insulated cable not fitted other than with rubber or plastics, for a voltage not exceeding 66 kV	16.474	34.517	494.999	1.079.073
85442031	Insulated cable fitted with rubber or plastics, for a voltage exceeding 66 kV	-	48	-	45
85442039	Insulated cable fitted other than with rubber or plastics, for a voltage exceeding 66 kV	288	35.489	5.157	105.996
85442049	Insulated cable not fitted other than with rubber or plastics, for a voltage exceeding 66 kV	3.029	4.285	14.419	18.161
85443012	Wiring harnesses for motor vehicles, insulated with rubber or plastics, of a kind used for vehicles of heading 8702, 8703, 8704 or 8711	1.692.345	7.807.381	34.781.663	162.056.082
85443013	Wiring harnesses for motor vehicles, insulated with rubber or plastics, of a kind not used for vehicles of heading 8702, 8703, 8704 or 8711	823.494	3.533.971	22.691.820	99.197.435
85443014	Wiring harnesses for motor vehicles, insulated other than with rubber or plastics, of a kind used for vehicles of heading 8702, 8703, 8704 or 8711	474	2.944	3.578	23.449
85443019	Wiring harnesses for motor vehicles, insulated other than with rubber or plastics, of a kind used not for vehicles of heading 8702, 8703, 8704 or 8711	1.406.908	6.162.497	31.941.671	140.423.420

Tabel 3 : Ekspor Indonesia menurut Komoditi (Kode HS 8 digit)

Mei 2023

Kode H S	Uraian golongan barang	Berat bersih (Kg)		Nilai F.O.B. (U S \$)	
		Bulan ini	Kumulatif	Bulan ini	Kumulatif
(1)	(2)	(3)	(4)	(5)	(6)
85443091	Ignition wiring sets and other wiring sets of a kind used in vehicles other than motor vehicles, aircraft, ships; insulated with rubber or plastics	8.888	32.123	53.988	184.160
85443099	Ignition wiring sets and other wiring sets of a kind used in vehicles other than motor vehicles, aircraft, ships; insulated not with rubber or plastics	2.452	8.660	99.807	213.490
85444211	Submarine telephone cables; submarine telegraph cables; submarine radio relay cables, fitted with connectors, for a voltage \leq 80 V	-	44	-	3.325
85444213	Electric conductors insulated with rubber, plastics or paper; fitted with connectors, used for telecommunications, voltage \leq 80 V, other than submarine telephone/telegraph/radio relay cables	23.341	87.396	792.739	3.447.678
85444219	Electric conductors, fitted with connectors, used for telecommunications, voltage \leq 80 V; not insulated with rubber, plastics or paper; other than submarine telephone/telegraph/radio relay cables	165.434	708.595	4.853.993	17.134.169
85444221	Submarine telephone cables; submarine telegraph cables; submarine radio relay cables, fitted with connectors, voltage > 80 V but \leq 1,000 V	6.147	17.459	117.000	260.388
85444223	Electric conductors insulated with rubber, plastics/paper; fitted with connectors, used for telecommunications, voltage > 80 V but \leq 1,000 V, oth than submarine telephone/telegraph/radio relay cables	1.086	4.846	277.149	1.350.236
85444229	Electric conductors, fitted with connector, used for telecommunication, voltage >80 V but \leq 1,000 V; not insulated with rubber/plastics/paper; oth than submarine telephone/telegraph/radio relay cables	83.783	355.419	2.331.971	5.510.952
85444232	Battery cables, fitted with connectors, insulated with rubber or plastics, for vehicles of heading 8702, 8703, 8704 or 8711; voltage \leq 1,000 V	4	79	202	1.282
85444233	Battery cables, fitted with connectors, insulated with rubber or plastics, other than for vehicles heading 8702, 8703, 8704 or 8711; voltage \leq 1,000 V	310	674	15.482	34.541
85444239	Battery cables, fitted with connectors, not insulated with rubber or plastics, for vehicles other than heading 8702, 8703, 8704 or 8711; voltage \leq 1,000 V	259	299	7.119	9.146
85444291	Flat data cables having two lines or more, fitted with connectors, insulated with rubber, plastics or paper; voltage \leq 1,000 V	6	147	457	1.237
85444292	Flat data cables having two lines or more, fitted with connectors, not insulated with rubber, plastics or paper; voltage \leq 1,000 V	-	303	-	4.151
85444294	Electric cables insulated with plastics, of which each core having diameter \leq 5 mm; fitted with connectors, voltage \leq 1,000 V	14.813	77.404	123.967	597.021
85444295	Electric cables insulated with plastics, of which each core having diameter > 5 mm but \leq 195 mm; fitted with connectors, voltage \leq 1,000 V	3.899	16.101	73.696	361.604
85444296	Electric cables insulated with plastics > 195 mm, fitted with connectors; voltage \leq 1,000 V; other than battery cables, not for communications	8.331	37.882	74.658	903.629
85444297	Electric cables insulated with rubber or paper, fitted with connectors; voltage \leq 1,000 V; other than battery cables, not for communications	131.997	685.296	1.586.241	7.319.439
85444299	Electric conductors, fitted with connectors; voltage \leq 1,000 V; not used for telecommunications other than battery cables	419.278	2.741.900	7.534.740	47.481.977
85444911	Submarine telephone cables; submarine telegraph cables; submarine radio relay cables, not fitted with connectors, for a voltage \leq 80 V	-	12	-	81

Tabel 3 : Ekspor Indonesia menurut Komoditi (Kode HS 8 digit)

Mei 2023

Kode H S	Uraian golongan barang	Berat bersih (Kg)		Nilai F.O.B. (U S \$)	
		Bulan ini	Kumulatif	Bulan ini	Kumulatif
(1)	(2)	(3)	(4)	(5)	(6)
85444913	Electric conductors insulated with rubber, plastics or paper; not fitted with connectors, used for telecommunications, voltage ≤ 80 V, other than submarine telephone/telegraph/radio relay cables;	2	2.649	3	32.115
85444919	Electric conductors, not fitted with connectors, used for telecommunications, voltage ≤ 80 V; insulated not with rubber/plastics/paper; other than submarine telephone/telegraph/radio relay cables	1.619	17.691	56.453	1.467.592
85444921	Shielded wire of a kind used in the manufacture of automotive wiring harnesses, not fitted with connectors, voltage ≤ 80 V	8.322	58.517	112.642	1.349.577
85444922	Electric cables insulated with plastics, each core having D ≤ 195 mm, not fitted with connectors, voltage ≤ 80 V, not used for telecommunications oth than manufacture automotive wiring harnesses	12.567	520.541	17.343	1.705.709
85444923	Electric cables insulated with plastics, each core having D > 195 mm, not fitted with connectors, voltage ≤ 80 V, not used for telecommunications oth than manufacture automotive wiring harnesses	14	38	1.890	1.902
85444929	Electric conductors other than electric cables, insulated not with rubber, plastics or paper, not fitted with connectors, not used for telecommunications, voltage ≤ 80 V	753	6.189	5.359	76.893
85444932	Electric conductors insulated with plastics, not fitted with connectors, used for telecommunications, voltage > 80 V but ≤ 1,000 V, oth than submarine telephone/telegraph/radio relay cables	-	144	-	12.452
85444939	Electric conductors, not fitted w/ connector, used for telecommunication, voltage > 80 V but ≤ 1,000 V; not insulated w/ rubber/plastics/paper, oth than submarine telephone/telegraph/radio relay cable	1.716.415	7.210.991	14.568.245	59.445.434
85444941	Cables insulated with plastics, not used for telecommunications, not fitted with connectors, voltage > 80 V but ≤ 1,000 V	944	44.739	35.769	422.520
85444942	Cables insulated with rubber, plastics or paper, not fitted with connectors, use for telecommunications, voltage > 80 V but ≤ 1,000 V; other than cables insulated with plastics	-	5.251	-	27.381
85444949	Electric conductors, not fitted w/ connectors, not use for telecommunication, voltage > 80 V but ≤ 1,000 V, oth than cables insulated with plastics, rubber, plastics/paper	49.408	156.508	462.238	1.639.223
85446012	Cables insulated with rubber, plastics or paper, of which each core having diameter ≥ 227 mm, voltage > 1 kV but ≤ 36 kV	6.170	6.170	71.190	71.190
85446019	Electronics conductors other than cables insulated with rubber, plastics or paper, voltage exceeding 1 kV but not exceeding 36 kV	723.797	1.827.274	4.610.361	11.898.944
85446029	Electronics conductors other than cables insulated with rubber, plastics or paper, voltage > 36 kV but ≤ 66 kV	-	17.105	-	2.171.857
85446039	Electronics conductors not insulated with rubber, plastics or paper, voltage exceeding 66 kV	8	103.956	42	1.352.827
85447010	Submarine telephone cables; submarine telegraph cables; submarine radio relay cables	-	257.221	-	1.268.031
85447090	Optical fibre cables other than submarine telephone cables; submarine telegraph cables; submarine radio relay cables	200.643	672.908	2.602.537	12.915.602
85451100	Carbon electrodes with or without metal, of a kind used for furnaces	-	58.601	-	101.392
85451900	Carbon electrodes with or without metal, of a kind used for electrical purpose other than furnaces	116.643	747.243	220.662	2.205.676
85452000	Carbon brushes with or without metal, of a kind used for electrical purposes	29	722	1.351	4.168

Tabel 3 : Ekspor Indonesia menurut Komoditi (Kode HS 8 digit)

		Mei 2023			
Kode H S	Uraian golongan barang	Berat bersih (Kg)		Nilai F.O.B. (U S \$)	
		Bulan ini	Kumulatif	Bulan ini	Kumulatif
(1)	(2)	(3)	(4)	(5)	(6)
85459000	Lamp carbons, battery carbons and other articles of graphite or other carbon, with or without metal, of a kind used for electrical purposes	34.547	180.460	503.319	3.885.162
85461000	Electrical insulators of glass	7.080	12.650	1.800	5.912
85462010	Transformer bushings and circuit breaker insulators of ceramics	2	535	1.033	37.890
85462090	Electrical isulators other than transformer bushings and circuit breaker insulators of ceramics	2.096	5.139	4.169	8.639
85469000	Electrical insulators of any material other than of glass or of ceramics	40.536	138.050	432.377	1.239.925
85471000	Insulating fittings for electrical machines, of ceramics, other than insulators of heading 8546	-	30	-	1.131
85472000	Insulating fittings for electrical machines, of plastics, other than insulators of heading 8546	956	7.007	40.693	210.414
85479090	Appliances/equipment, being fittings wholly of insulating material apart from any minor components of metal, incorporated during moulding solely for assembly, other than insulators of heading 8546	3.737	14.090	85.851	257.117
85480000	Electrical parts of machinery or apparatus, not specified or included elsewhere in this Chapter	25.101	122.023	59.238	690.245
85491119	Lead acid scrap storage batteries, drained or undrained; not used in aircraft, other than subheading 85071092, 85071095, 85072094 or 85072095	-	60	-	25
85491210	Waste and scrap of primary cells and primary batteries, containing lead, cadmium or mercury	-	3	-	2
85491910	Electrical and electronic waste and scrap of primary cells and primary batteries, other than clasified in subheading 854911-854914	328	1.083	612	1.444
85491990	Spent primary cells, spent primary batteries and spent electric accumulators, other than clasified in subheading 854911-854914	-	112	-	140
85492900	Electrical&electronic waste&scrap,used for recovery of precious metal,not have primary cells/batteri,electric accumulator,mercury-switch,glass from CRT/electronic part have cadmium,mercury, lead/PCBs	68.032	300.917	807.760	4.207.266
85493100	Electrical&electronic waste&scrap,used for oth electrical&electronic assemblies&PCB,have primary cells/batteri,electric accumulator,mercury-switch,glass from CRT/electronic part have cadmium,mercury, lead/PCBs	-	97	-	75
85493900	Electrical&electronic waste&scrap,used for oth electrical&electronic assemblies&PCB,not have primary cells/batteri,electric accumulator,mercury-switch,glass from CRT/electronic part have cadmium,mercury, lead/PCBs	-	1	-	121
85499190	Electrical&electronic waste&scrap have primary cell/batteri, electric accumulator,mercury-switch,or electric/electronic part have cadmium,mercury,lead/PCBs; not used recovery precious metal & PCB	-	1	-	170
85499900	Electrical and electronic waste and scrap, not elsewhere clasified in heading 8549	-	12	-	49
86029000	Rail locomotives; locomotive tenders, power from internal source of electricity or not by electric accumulators, other than diesel-electric locomotives	-	29.140	-	4.500
86050000	Railway or tramway passenger coaches, not self-propelled; luggage vans, post office coaches and other special purpose railway or tramway coaches, not self-propelled (excluding those of heading 8604)	-	2.269.300	-	10.258.213
86071900	Axles and wheels, including parts thereof and parts of bogies or bissel bogies	541.941	2.404.814	894.293	3.919.501
86072100	Air brakes and parts thereof	118	123	250	786
86072900	Brakes other than air brakes and parts thereof	-	0	-	343

Tabel 3 : Ekspor Indonesia menurut Komoditi (Kode HS 8 digit)

Mei 2023

Kode H S	Uraian golongan barang	Berat bersih (Kg)		Nilai F.O.B. (U S \$)	
		Bulan ini	Kumulatif	Bulan ini	Kumulatif
(1)	(2)	(3)	(4)	(5)	(6)
86079100	Parts of railway or tramway of locomotives, other than bogies, bissel-bogies, axles and wheels, brakes, and parts thereof	2.267	3.525	26.984	51.007
86079900	Parts of railway or tramway of rolling-stock, other than bogies, bissel-bogies, axles and wheels, brakes, and parts thereof	37.978	141.703	837.490	3.310.770
86080090	Non electro-mechanical signalling, safety or traffic control equipment for railways, tramways, roads, inland waterways, parking facilities, port installations or airfields	-	1.225	-	19.400
86090010	Containers of base metal (including containers for the transport of fluids) specially designed and equipped for carriage by one or more modes of transport	618.954	2.735.452	199.615	906.651
86090090	Containers of non-base metal (including containers for the transport of fluids) specially designed and equipped for carriage by one or more modes of transport	-	167.572	-	331.481
87011011	Single axle tractors for agricultural use; of a power ≤ 225 kW, whether or not electrically operated	10.300	51.506	40.710	190.354
87011019	Single axle tractors not for agricultural use; of a power ≤ 225 kW, whether or not electrically operated	40.896	150.218	34.000	131.854
87011099	Single axle tractors not for agricultural use; of a power > 225 kW, whether or not electrically operated	750	2.973	6.000	22.800
87012110	Road tractors for semi-trailers with only compression-ignition internal combustion piston engine (diesel or semi-diesel), CKD	330	330	700	700
87012190	Road tractors for semi-trailers with only compression-ignition internal combustion piston engine (diesel or semi-diesel), not CKD	-	150	-	1.350
87012490	Road tractors for semi-trailers with only electric motor for propulsion, not CKD	35	35	100	100
87013000	Track-laying tractors	-	2.473	-	24.000
87019110	Agricultural tractors, of an engine power not exceeding 18 kW	14.629	236.371	155.334	2.495.635
87019210	Agricultural tractors, of an engine power exceeding 18 kW but not exceeding 37 kW	114.926	1.521.321	1.065.795	14.735.288
87019310	Agricultural tractors, of an engine power exceeding 37 kW but not exceeding 75 kW	70.332	446.948	550.923	3.907.848
87019390	Tractors for oth than agricultural, of an engine power exceeding 37 kW but not exceeding 75 kW	-	250	-	300
87019510	Agricultural tractors, of an engine power exceeding 130 kW	-	290	-	4.790
87019590	Tractors for oth than agricultural, of an engine power exceeding 130 kW	40	40	75	75
87021010	Motor cars (including stretch limousines), for the transport of ≥ 10 persons, including driver, with only engine (diesel or semi-diesel); CKD	5.130	5.130	27.945	27.945
87021041	Motor coaches, buses or minibuses, of a gvw ≥ 6 t but ≤ 18 t, for the transport of ≥ 10 persons, including driver, with only engine (diesel or semi-diesel); CKD	-	58.000	-	243.160
87021050	Vans for the transport of ≥ 10 persons, including driver, with only engine (diesel or semi-diesel); CKD	103	103	1.600	1.600
87021060	Motor cars (including stretch limousines), for the transport of ≥ 10 persons, including driver; with only engine (diesel or semi-diesel); not CKD	66.480	466.060	827.126	5.811.011
87021099	Vans , for the transport of >10 persons, including driver; of a gvw ≤ 24 t, with only engine (diesel or semi-diesel); not CKD	5.400	20.960	27.150	116.777
87022022	Motor coaches, buses or minibuses, for the transport of ≥ 30 persons, of a gvw of ≥ 6 t but ≤ 18 t, hybrid electric and engine (diesel or semi-diesel) for propulsion, CKD	3.000	6.000	23.175	45.466

Tabel 3 : Ekspor Indonesia menurut Komoditi (Kode HS 8 digit)

Mei 2023

Kode H S	Uraian golongan barang	Berat bersih (Kg)		Nilai F.O.B. (U S \$)	
		Bulan ini	Kumulatif	Bulan ini	Kumulatif
(1)	(2)	(3)	(4)	(5)	(6)
87023010	Motor cars (incl stretch limousines), for the transport of > 10 persons, incl driver; with hybrid spark-ignition internal combustion piston engine and electric motor as motors for propulsion, CKD	14.500	34.500	59.000	149.750
87031090	Vehicles specially designed for travelling on snow	53.000	200.205	173.516	1.090.409
87032121	Motor cars (incl station wagon & sports car, but excl van, sedan, motor-homes, ambulance, ATV, or Go-kart), 4 WD; w/ only spark-ignition internal combustion piston engine, cylinder capacity ≤ 1,000 cc, CKD	-	7.935	-	66.663
87032129	Motor car (incl station wagon & sports car, but excl van, sedan, motor-homes, ambulance, ATV, or Go-kart), not 4 WD, w/ only spark-ignition internal combustion piston engine, cylinder capacity ≤ 1,000 cc, CKD	-	79.329	-	471.081
87032159	Motor cars (incl station wagon & sports car, but excl van, sedan, motor-homes, ambulance, ATV, Go-kart), not 4 WD, w/ only spark-ignition internal combustion piston engine, cylinder capacity ≤ 1,000 cc, not CKD	3.033.882	24.162.097	33.259.623	240.227.888
87032191	Three-wheeled vehicles, with only spark-ignition internal combustion piston engine, of a cylinder capacity ≤ 1,000 cc, not CKD	668.220	3.302.820	3.900.960	19.245.690
87032229	Motor cars (including station wagons and sports cars, not including vans), of 4 WD, with only spark-ignition internal combustion piston engine, of a cylinder capacity > 1,000 cc but ≤ 1,500 cc, CKD	-	77.752	-	466.332
87032251	Motor cars (including station wagons and sports cars, not incl vans), of 4 WD, with only spark-ignition internal combustion piston engine, of a cylinder capacity > 1,000 cc but ≤ 1,500 cc, not CKD	5.100	5.100	34.748	34.748
87032259	Motor cars (including station wagons and sports cars, not incl vans), of 4 WD, with only spark-ignition internal combustion piston engine, of a cylinder capacity > 1,000 cc but ≤ 1,500 cc, not CKD	27.179.483	84.379.120	250.957.940	786.195.596
87032290	Vans, with only spark-ignition internal combustion piston engine, of a cylinder capacity > 1,000 cc but ≤ 1,500 cc, not CKD	4.012.470	18.423.565	38.430.017	179.877.239
87032321	Sedan, with only spark-ignition internal combustion piston engine, of a cylinder capacity > 1,500 cc but ≤ 1,800 cc, CKD	-	1.700	-	2.768
87032323	Sedan, with only spark-ignition internal combustion piston engine, of a cylinder capacity > 2,000 cc but ≤ 2,500 cc, CKD	2.970	2.970	22.440	22.440
87032336	Motor cars (incl station wagons and sports cars, not incl vans), not 4WD, with only spark-ignition internal combustion piston engine, of a cylinder capacity > 2,000 cc; CKD	-	3.200	-	21.740
87032364	Motor cars (incl station wagons and sports cars, not incl vans), of 4WD, with only spark-ignition internal combustion piston engine, of a cylinder capacity > 2,500 cc; not CKD	1.429.530	3.575.655	15.358.107	38.539.615
87032365	Motor cars (incl station wagons and sports cars, not incl vans), not 4 WD, with only spark-ignition internal combustion piston engine, of a cylinder capacity > 1,500 cc but ≤ 1,800 cc; not CKD	8.784.449	70.883.690	94.989.791	713.286.023
87032366	Motor cars (incl station wagons and sports cars, not incl vans), not 4 WD, with only spark-ignition internal combustion piston engine, of a cylinder capacity > 1,800 cc but ≤ 2,000 cc; not CKD	991.485	1.574.025	11.152.370	17.005.428
87032367	Motor cars (incl station wagons and sports cars, not incl vans), not 4 WD, with only spark-ignition internal combustion piston engine, of a cylinder capacity > 2,000 cc but ≤ 2,500 cc; not CKD	-	1.021.275	-	10.194.888

Tabel 3 : Ekspor Indonesia menurut Komoditi (Kode HS 8 digit)

Mei 2023

Kode H S	Uraian golongan barang	Berat bersih (Kg)		Nilai F.O.B. (U S \$)	
		Bulan ini	Kumulatif	Bulan ini	Kumulatif
(1)	(2)	(3)	(4)	(5)	(6)
87032368	Motor cars (incl station wagons and sports cars, not incl vans), not 4 WD, with only spark-ignition internal combustion piston engine, of a cylinder capacity > 2,500 cc, not CKD	612.705	20.302.165	6.673.711	228.453.085
87032371	Vans, with only spark-ignition internal combustion piston engine, of a cylinder capacity > 1,500 cc but ≤ 1,800 cc; not CKD	347.325	1.449.760	2.117.909	9.525.149
87032415	Sedan, with only spark-ignition internal combustion piston engine, of a cylinder capacity > 3,000 cc; CKD	-	1.340	-	4.853
87032429	Motor cars (including station wagons and sports cars, but not including vans), with only spark-ignition internal combustion piston engine, not of 4 WD, of a cylinder capacity > 3,000 cc; CKD	1.800	1.800	11.492	11.492
87032451	Motor cars (including station wagons and sports cars, but not including vans), of 4 WD, with only spark-ignition internal combustion piston engine, cylinder capacity >3,000 cc; CKD	1.410.650	4.097.465	17.286.412	51.206.869
87032459	Motor cars (including station wagons and sports cars, but not including vans), of not 4 WD, with only spark-ignition internal combustion piston engine, cylinder capacity >3,000 cc; CKD	3.970	3.970	51.000	51.000
87033129	Motor cars (including station wagons and sports cars, but not including vans), of not 4 WD, with only engine (diesel or semi-diesel), cylinder capacity ≤ 1,500 cc; CKD	-	6.870	-	50.808
87033211	Ambulances, with only compression-ignition internal combustion piston engine (diesel or semi-diesel), of a cylinder capacity > 1,500 cc but ≤ 2,500 cc; CKD	-	5.740	-	102.912
87033243	Vans, with only compression-ignition internal combustion piston engine (diesel or semi-diesel), of a cylinder capacity > 2,000 cc; CKD	-	2.000	-	3.500
87033273	Motor cars (including station wagons and sports cars, but not including vans), of 4 WD, with only engine (diesel or semi-diesel), cylinder capacity >2,000 cc; not CKD	493.495	1.884.580	5.456.973	20.835.452
87033276	Motor cars (incl station wagons and sports cars, but not incl vans), of not 4-WD, with only engine (diesel or semi-diesel), of a cylinder capacity > 2,000 cc; not CKD	501.320	2.481.040	4.824.070	24.575.932
87033281	Vans, with only compression-ignition internal combustion piston engine (diesel or semi-diesel), of a cylinder capacity > 1,500 cc but ≤ 1,800 cc; not CKD	-	2.010	-	3.000
87033340	Vans, with only engine (diesel or semi-diesel), of a cylinder capacity > 2,500 cc; CKD	-	32.830	-	154.345
87033371	Motor cars (incl station wagons and sports cars, but not incl vans), of 4 WD, with only engine (diesel or semi-diesel), of a cylinder capacity > 2,500 cc but ≤ 3,000 cc; not CKD	2.091.730	4.112.960	26.513.592	50.937.323
87033372	Motor cars (incl station wagons and sports cars, but not incl vans), of 4 WD, with only engine (diesel or semi-diesel), of a cylinder capacity > 3,000 cc; not CKD	-	22.500	-	122.886
87033380	Motor cars (incl station wagons and sports cars, but not incl vans), not of 4WD, with only engine (diesel or semi-diesel), of a cylinder capacity > 2,500 cc; not CKD	9.245	141.290	68.367	1.262.823
87033390	Vans, with only engine (diesel or semi-diesel), of a cylinder capacity > 2,500 cc; not CKD	2.980	2.980	21.080	21.080
87034047	Hearses, of a cylinder capacity > 3,000 cc, hybrid with spark-ignition engine and electric motor for propulsion, not capable charged by plugg to external source of electric; not CKD	39.500	47.500	311.440	360.350
87034082	Motor cars (incl station wagon&sports car,excl van),not 4 WD,cylinder capacity>1,000cc but ≤1,500cc,hybrid spark-ignition engine&elect motor for prop,not capable charge by plugg to ext source;not CKD	5.825	50.050	51.923	500.468

Tabel 3 : Ekspor Indonesia menurut Komoditi (Kode HS 8 digit)

Mei 2023

Kode H S	Uraian golongan barang	Berat bersih (Kg)		Nilai F.O.B. (U S \$)	
		Bulan ini	Kumulatif	Bulan ini	Kumulatif
(1)	(2)	(3)	(4)	(5)	(6)
87034084	Motor cars (incl station wagon&sports car,excl van),not 4 WD,cylinder capacity>1,800cc but ≤2,000cc,hybrid spark-ignition engine&elect motor for prop,not capable charge by plugg to ext source;not CKD	460.680	465.730	6.525.839	6.593.687
87034092	Vans, of a cylinder capacity > 1,000 cc but ≤ 1,500 cc, hybrid with spark-ignition engine and electric motor for propulsion, not capable charged by plugg to external source of electric; not CKD	252.890	3.867.664	2.144.192	37.697.018
87038098	Station wagons & sports cars; with only electric motor for propulsion; not CKD	3.310	36.670	50.235	616.177
87039099	Vans, not for prison; not spark or compression-ignition internal combustion piston engine; not electric motor; not CKD	3.600	6.304	16.660	25.931
87041017	Motor vehicles for the transport of goods; dumpers designed for off-highway use; g.v.w. > 24 t & ≤ 45 t; CKD	-	40.470	-	40.604
87041018	Motor vehicles for the transport of goods; dumpers designed for off-highway use; g.v.w. > 45 t; CKD	43.100	268.000	40.000	320.000
87041031	Motor vehicles for the transport of goods; dumpers designed for off-highway use; g.v.w. ≤ 5 t; not CKD	-	5.140	-	75.288
87041035	Motor vehicles for the transport of goods; dumpers designed for off-highway use; g.v.w. > 24 t & ≤ 38 t; not CKD	-	70.000	-	20.000
87041036	Motor vehicles for the transport of goods; dumpers designed for off-highway use; g.v.w. > 38 t & ≤ 45 t; not CKD	106.720	203.180	1.629.199	3.258.398
87041037	Motor vehicles for the transport of goods; dumpers designed for off-highway use; g.v.w. > 45 t; not CKD	122.800	475.280	899.480	4.090.716
87042112	Pick-up trucks; for the transport of goods, with only diesel or semi-diesel engine; g.v.w. ≤ 5 t; CKD	-	15.800	-	61.533
87042119	Motor vehicles other than refrigerated lorries, pick-up trucks & three-wheeled vehicles; for the transport of goods, with only diesel or semi-diesel engine; g.v.w. ≤ 5 t; CKD	257.537	1.047.895	1.508.744	6.004.299
87042123	Tanker vehicles; bulk-cement lorries (trucks); for the transport of goods, with only diesel or semi-diesel engine; g.v.w. ≤ 5 t; not CKD	19.020	31.700	560	937
87042124	Armoured cargo vehicles for transporting valuables; for the transport of goods, with only diesel or semi-diesel engine; g.v.w. ≤ 5 t; not CKD	27.650	93.350	214.634	699.425
87042126	Pick-up trucks; for the transport of goods, with only diesel or semi-diesel engine; g.v.w. ≤ 5 t; not CKD	15.456	751.254	177.857	5.355.981
87042129	Motor vehicles other than refrigerate, garbage collect, tanker, armoured, hooklift, pick-up, 3-wheeled; for the transport of goods, with only diesel or semi-diesel engine; g.v.w. ≤ 5 t; not CKD	281.410	2.435.302	2.005.446	17.257.578
87042219	Motor vehicles other than refrigerated lorries (trucks); for the transport of goods, with only diesel or semi-diesel engine; g.v.w. > 5 t & ≤ 6 t; CKD	-	11.800	-	112.000
87042229	Motor vehicles other than refrigerate, garbage collect, tanker, armoured, hooklift; for the transport of goods, with only diesel or semi-diesel engine; g.v.w. > 5 t & ≤ 6 t; not CKD	149.040	1.364.391	1.373.112	9.182.318
87042251	Motor vehicles other than refrigerate, garbage collect, tanker, armoured, hooklift; for the transport of goods, with only diesel or semi-diesel engine; g.v.w. > 6 t & ≤ 10 t; not CKD	3.900	63.450	17.000	472.950
87042259	Motor vehicles other than refrigerate, garbage collect, tanker, armoured, hooklift; for the transport of goods, with only diesel or semi-diesel engine; g.v.w. > 10 t & ≤ 20 t; not CKD	-	28.000	-	106.950

Tabel 3 : Ekspor Indonesia menurut Komoditi (Kode HS 8 digit)

Mei 2023

Kode H S	Uraian golongan barang	Berat bersih (Kg)		Nilai F.O.B. (U S \$)	
		Bulan ini	Kumulatif	Bulan ini	Kumulatif
(1)	(2)	(3)	(4)	(5)	(6)
87042369	Motor vehicles other than refrigerate, garbage collect, tanker, armoured, hooklift, dumpers; for the transport of goods, with only diesel or semi-diesel engine; g.v.w. > 24 t & ≤ 45 t; not CKD	10.000	23.000	61.710	126.410
87043112	Pick-up trucks; for the transport of goods, with only spark-ignition engine; g.v.w. ≤ 5 t; CKD	55.582	166.164	328.056	990.605
87043123	Tanker vehicles; bulk-cement lorries (trucks); for the transport of goods, with only spark-ignition engine; g.v.w. ≤ 5 t; not CKD	158	339	1.980	4.565
87043126	Pick-up trucks; for the transport of goods, with only spark-ignition engine; g.v.w. ≤ 5 t; not CKD	1.361.340	7.019.730	8.870.861	50.147.802
87043129	Motor vehicles other than refrigerate, garbage collect, tanker, armoured, hooklift, pick-up, 3-wheeled; for the transport of goods, with only spark-ignition engine; g.v.w. ≤ 5 t; not CKD	1.760.170	9.017.748	15.291.056	78.536.647
87043292	Motor vehicles other than refrigerated lorries (trucks); for the transport of goods, with only spark-ignition engine; g.v.w. > 45 t; CKD	51.120	410.198	321.563	2.955.208
87045283	Tanker vehicles; bulk-cement lorries (trucks); for goods, with spark-ignition engine & electric motor can be charge; g.v.w. > 24 t & ≤ 45 t; not CKD	4	4	935	935
87049092	Motor vehicles for the transport of goods; not spark or compression-ignition internal combustion piston engine; not electric motor; g.v.w. > 5 t & ≤ 10 t; not CKD	28.229	72.236	69.485	177.140
87051000	Crane lorries	-	25.000	-	36.660
87053000	Fire fighting vehicles	125.000	154.000	1.408.681	2.172.884
87054000	Concrete-mixer lorries	-	8.348	-	39.150
87060011	Chassis fitted with engines; for vehicles of heading 8701; for agricultural tractors	2.470	2.470	11.014	11.014
87060022	Chassis fitted with engines; for vehicles of heading 8702; for motor cars including coaches, buses, minibuses or vans; g.v.w. ≤ 24 t	9.953	113.970	111.674	951.404
87060033	Chassis fitted with engines; for vehicles of heading 8703; for motor cars (including station wagons and sports cars, but not including vans)	-	5.850	-	78.212
87060039	Chassis fitted with engines; for vehicles of heading 8703; other than for go-karts, golf cars, ambulances, station wagons, sports cars, snow vehicles	34	34	40	40
87060041	Chassis fitted with engines; for vehicles of heading 8704; g.v.w. ≤ 24 t	-	12.000	-	67.700
87060050	Chassis fitted with engines; for vehicles of heading 8705	210	210	920	920
87071090	Bodies (including cabs); for the vehicles of heading 8703; other than for go-karts, golf cars, ambulances, snow vehicles	112.227	464.376	1.310.481	5.643.726
87079011	Bodies (including cabs); for vehicles of heading 8701; driver's cabin for vehicles of subheading 870120	-	450	-	4.500
87079090	Bodies (including cabs); for vehicles of heading 8704; other than driver's cabin for vehicles of subheading 870120	82	970.457	2.893	4.778.038
87081010	Bumpers and parts thereof; for vehicles of heading 8701	1.420	13.190	71.130	293.921
87081090	Bumpers and parts thereof; other than for vehicles of heading 8701	379.824	1.550.353	3.464.150	11.965.092
87082100	Safety seat belts; for vehicles of headings 8701 to 8705	53.826	183.575	524.155	1.713.027
87082210	Front windscreens (windshields), rear windows and other windows specified in subheading note 1 to this chapter; for vehicles of heading 8701	63	553	565	2.421
87082220	Front windscreens (windshields), rear windows and other windows specified in subheading note 1 to this chapter; for vehicles of heading 8703	66.207	248.562	546.304	2.557.777
87082230	Front windscreens (windshields), rear windows and other windows specified in subheading note 1 to this chapter; for vehicles of heading 8702, 8704 or 8705	142.662	244.793	1.013.397	2.209.658

Tabel 3 : Ekspor Indonesia menurut Komoditi (Kode HS 8 digit)

Mei 2023

Kode H S	Uraian golongan barang	Berat bersih (Kg)		Nilai F.O.B. (U S \$)	
		Bulan ini	Kumulatif	Bulan ini	Kumulatif
(1)	(2)	(3)	(4)	(5)	(6)
87082911	Components of door trim assemblies; for vehicles of heading 8701	850	7.699	4.814	72.009
87082915	Components of door trim assemblies; door armrests for vehicles of heading 8703	8.690	35.347	243.949	958.260
87082916	Components of door trim assemblies; other than door armrests for vehicles of heading 8703	324.394	1.126.620	2.950.421	10.723.900
87082917	Components of door trim assemblies; for vehicles of subheading 870410	2	7	38	127
87082918	Components of door trim assemblies; for vehicles of heading 8702 or other vehicles of heading 8704	8.752	40.110	30.586	141.124
87082919	Components of door trim assemblies; for vehicles of heading 8705	23.135	59.713	232.116	542.002
87082920	Parts of safety seat belts; for vehicles of headings 8701 to 8705	18.332	61.480	102.277	357.233
87082992	Other than components of door trim assemblies & parts of safety seat belts; for vehicles of heading 8701	4.090	17.057	21.090	84.344
87082993	Interior trim fittings; mudguards; for vehicles of heading 8703	173.388	748.479	1.751.084	7.053.912
87082994	Hood rods; for vehicles of heading 8703	297	593	4.038	7.144
87082995	Other than components of door trim assemblies & parts of safety seat belts; other than Interior trim fittings, mudguards, hood rods; for vehicles of heading 8703	1.666.454	5.787.943	19.117.894	43.180.669
87082996	Interior trim fittings; mudguards; for vehicles of heading 8702 or 8704	5.415	22.715	28.868	105.464
87082997	Hood rods; for vehicles of heading 8702 or 8704	72	132	185	429
87082998	Other than components of door trim assemblies & parts of safety seat belts; other than Interior trim fittings, mudguards, hood rods; for vehicles of heading 8702 or 8704	15.125	68.635	138.121	603.884
87082999	Other than components of door trim assemblies & parts of safety seat belts; for vehicles of heading 8705	700.836	3.433.220	4.307.209	14.814.679
87083010	Brakes and servo-brakes, parts thereof; for vehicles of heading 8701	259	1.366	4.751	32.280
87083021	Brake drums, brake discs or brake pipes; for vehicles of heading 8703	585.599	3.037.529	2.413.138	12.600.294
87083029	Brakes and servo-brakes, parts thereof; other than brake drums, brake discs or brake pipes; for vehicles of heading 8703	131.874	462.004	1.649.664	5.929.528
87083030	Brake drums, brake discs or brake pipes for vehicles of heading 8702 or 8704	8.765	60.162	114.320	588.644
87083090	Brakes and servo-brakes, parts thereof; other than brake drums, brake discs or brake pipes; for vehicles of heading 8705	285.398	1.414.955	546.948	2.957.131
87084011	Gear boxes, unassembled; for vehicles of heading 8703	31.664	126.980	567.142	2.091.875
87084019	Gear boxes, unassembled; for vehicles of heading 8702	6.109	26.575	97.025	405.069
87084025	Gear boxes, assembled; for vehicles of heading 8701	-	27.864	-	531.731
87084026	Gear boxes, assembled; for vehicles of heading 8703	1.590.879	5.266.014	29.545.112	92.560.210
87084027	Gear boxes, assembled; for vehicles of heading 8704 or 8705	122.200	530.653	1.839.251	8.583.050
87084029	Gear boxes, assembled; for vehicles of heading 8702	4.939	8.287	2.333	15.192
87084091	Parts of gear boxes; for vehicles of heading 8701	4.140	29.388	7.914	58.899
87084092	Parts of gear boxes; for vehicles of heading 8703	191.110	769.890	950.770	3.809.969
87084099	Parts of gear boxes; for vehicles; other than of heading 8701 and 8703	331.847	1.235.003	3.139.503	10.505.588
87085011	Drive-axles with differential, whether or not provided with other transmission components, and non-driving axles; unassembled; for vehicles of heading 8703	78.211	221.225	583.563	1.648.392
87085013	Drive-axles with differential, whether or not provided with other transmission components, and non-driving axles; unassembled; for vehicles of heading 8704 or 8705	79.950	80.220	773.625	775.008

Tabel 3 : Ekspor Indonesia menurut Komoditi (Kode HS 8 digit)

Mei 2023

Kode H S	Uraian golongan barang	Berat bersih (Kg)		Nilai F.O.B. (U S \$)	
		Bulan ini	Kumulatif	Bulan ini	Kumulatif
(1)	(2)	(3)	(4)	(5)	(6)
87085019	Drive-axles with differential, whether or not provided with other transmission components, and non-driving axles; unassembled; for vehicles of heading 8702	4.309	4.736	30.126	31.335
87085025	Drive-axles with differential, whether or not provided with other transmission components, and non-driving axles; assembled; for vehicles of heading 8701	50	85	467	3.745
87085026	Drive-axles with differential, whether or not provided with other transmission components, and non-driving axles; assembled; for vehicles of heading 8703	524.608	2.492.692	6.390.799	30.437.061
87085029	Drive-axles with differential, whether or not provided with other transmission components, and non-driving axles; assembled; for vehicles of heading 8702	486.762	2.650.945	2.984.833	14.486.615
87085091	Crown wheels and pinions; for vehicles of heading 8701	-	10	-	35
87085092	Parts of drive-axles with differential, whether or not provided with other transmission components, and non-driving axles; for vehicles of heading 8701	7.250	31.893	20.720	97.382
87085094	Crown wheels and pinions; for vehicles of heading 8703	0	16.603	4	1.975
87085095	Parts of drive-axles with differential, whether or not provided with other transmission components, and non-driving axles; for vehicles of heading 8703	17.736	131.497	244.395	1.335.050
87085099	Parts of drive-axles with differential, whether or not provided with other transmission components, and non-driving axles; for vehicles; other than of heading 8701 and 8703	309.165	898.246	1.763.973	5.320.136
87087016	Hub-caps; for vehicles of heading 8703	2.814	19.290	39.939	246.359
87087018	Hub-caps; for vehicles of heading 8702 or 8704; other than of subheading 870410	16	285	60	766
87087019	Hub-caps; for vehicles of heading 8705	33.665	1.567.365	190.922	7.384.354
87087021	Wheels fitted with tyres; for vehicles of heading 8701	-	5	-	40
87087022	Wheels fitted with tyres; for vehicles of heading 8703	-	120	-	200
87087029	Wheels fitted with tyres; for vehicles of heading 8705	240	1.958	1.060	6.464
87087031	Wheels not fitted with tyres; for vehicles of heading 8701	11.779	122.996	41.550	397.382
87087032	Wheels not fitted with tyres; for vehicles of heading 8703	4.318.549	17.435.133	21.204.465	90.967.191
87087034	Wheels not fitted with tyres; for vehicles of heading 8702 or other vehicles of heading 8704	132.053	556.153	295.432	1.225.781
87087039	Wheels not fitted with tyres; for vehicles of heading 8705; or dumpers designed for off-highway use with g.v.w. ≤ 45 t	9.866	68.910	30.345	206.136
87087096	Parts and accessories of the road wheels; other than hub-cups, wheels, tyres; for vehicles of heading 8702 or 8704	26.736	80.847	61.076	188.748
87087097	Parts and accessories of the road wheels; other than hub-cups, wheels, tyres; for vehicles of heading 8703	280	821	5.251	14.877
87087099	Parts and accessories of the road wheels; other than hub-cups, wheels, tyres; for vehicles of heading 8705	75.199	274.748	241.235	898.479
87088015	Suspension systems; for vehicles of heading 8701	131	647	4.819	16.145
87088016	Suspension systems; for vehicles of heading 8703	96.864	298.855	730.389	2.820.896
87088017	Suspension systems; for vehicles of subheading 870410 or heading 8705	8	533	101	4.261
87088019	Suspension systems; for vehicles of heading 8702 or 8704 (excluding subheading 870410)	660.594	2.712.299	2.163.907	8.460.337
87088091	Parts of suspension systems; for vehicles of heading 8701	0	1	367	550
87088092	Parts of suspension systems; for vehicles of heading 8703	162.990	476.714	939.297	2.899.879
87088099	Parts of suspension systems; for vehicles; other than of heading 8701 and 8703	107.970	448.776	381.459	1.556.816
87089115	Radiators; for vehicles of heading 8701	-	58	-	496
87089116	Radiators; for vehicles of heading 8703	223.989	964.527	2.566.870	10.986.522
87089118	Radiators; for vehicles of heading 8702 or 8704 (excluding subheading 870410)	2.101	8.182	47.947	193.793
87089119	Radiators; for vehicles of heading 8705	29.164	105.118	401.007	1.160.122
87089191	Parts of radiators; for vehicles of heading 8701	3	22	10	174
87089193	Drain plugs of radiators; for vehicles of heading 8703	670	1.814	6.088	14.068

Tabel 3 : Ekspor Indonesia menurut Komoditi (Kode HS 8 digit)

Mei 2023

Kode H S	Uraian golongan barang	Berat bersih (Kg)		Nilai F.O.B. (U S \$)	
		Bulan ini	Kumulatif	Bulan ini	Kumulatif
(1)	(2)	(3)	(4)	(5)	(6)
87089194	Drain plugs of radiators; for vehicles of heading 8702 or 8704 (excluding subheading 870410)	-	10	-	20
87089195	Parts of radiators; for vehicles of heading 8703	1.382	3.253	15.349	41.057
87089199	Parts of radiators; for vehicles of heading 8705 and subheading 870410	383.782	1.617.848	5.437.570	22.989.422
87089210	Silencers (mufflers) and exhaust pipes and parts thereof; for vehicles of heading 8701	-	245	-	753
87089220	Silencers (mufflers) and exhaust pipes and parts thereof; for vehicles of heading 8703	38.404	97.101	698.919	1.820.527
87089251	Silencers (mufflers) and exhaust pipes; for vehicles of subheading 870410	380	2.136	10.232	59.778
87089252	Parts of silencers (mufflers) and exhaust pipes; for vehicles of subheading 870410	120	536	328	2.950
87089261	Silencers (mufflers) and exhaust pipes; for vehicles of heading 8702 or vehicles of heading 8704 (excluding vehicles of subheading 870410)	10	126	55	218
87089262	Parts of silencers (mufflers) and exhaust pipes; for vehicles of heading 8702 or vehicles of heading 8704 (excluding vehicles of subheading 870410)	2.038	8.357	15.247	77.000
87089290	Silencers (mufflers) and exhaust pipes and parts thereof; for vehicles of heading 8705	27.017	110.455	490.953	2.000.586
87089350	Clutches and parts thereof; for vehicles of heading 8701	3.717	23.672	13.195	67.805
87089360	Clutches and parts thereof; for vehicles of heading 8703	1.011.450	3.945.420	6.486.359	26.234.577
87089370	Clutches and parts thereof; for vehicles of heading 8704 or 8705	10.096	37.334	134.183	490.721
87089390	Clutches and parts thereof; for vehicles of heading 8702	136.853	686.926	1.249.673	6.891.599
87089411	Steering wheels with airbag assemblies; for vehicles of heading 8701	75	392	859	2.384
87089419	Steering wheels with airbag assemblies; for vehicles of heading 8702 to 8705	-	778	-	5.117
87089494	Steering columns and steering boxes and parts thereof; for vehicles of heading 8701	-	272	-	4.574
87089495	Steering columns and steering boxes and parts thereof; for vehicles of heading 8703	224.380	946.693	3.401.777	13.374.311
87089499	Steering columns and steering boxes and parts thereof; for vehicles of heading 8702, 8704, and 8705	165.106	663.879	1.944.051	6.662.702
87089510	Safety airbags with inflater system; for vehicles of heading 8701 to 8705	21.721	77.985	523.166	1.695.861
87089590	Parts of safety airbags with inflater system; for vehicles of heading 8701 to 8705	1.483	7.501	60.580	225.301
87089911	Unassembled fuel tanks, engine brackets; for vehicles of heading 8701	105.706	587.801	481.103	2.415.845
87089919	Parts and accessories of the motor vehicles of heading 8701, not elsewhere classified in heading 8708	4.487.312	4.537.831	614.006	1.169.056
87089921	Fuel tanks; for vehicles of heading 8702, 8703 or 8704	36.597	102.937	434.548	1.230.181
87089924	Lower half of the fuel tank, fuel caps, filler pipes, filler hose assembly, fuel tank bands; for vehicles of heading 8702, 8703 or 8704	11.687	30.265	132.093	359.070
87089925	Part of fuel tanks other than lower half of the fuel tank, fuel caps, filler pipes, filler hose assembly, and fuel tank bands; for vehicles of heading 8702, 8703 or 8704	16.227	72.819	214.110	954.311
87089930	Accelerator, brake or clutch pedals; for vehicles of heading 8702, 8703 or 8704	6.687	29.052	88.222	506.986
87089940	Battery carriers or trays and brackets therefor; for vehicles of heading 8702, 8703 or 8704	4.372	15.931	16.155	56.993
87089950	Radiator shrouds; for vehicles of heading 8702, 8703 or 8704	1.473	5.456	1.252.095	1.531.337
87089961	Chassis frames or parts thereof; for vehicles of heading 8702	26	120	226	778
87089962	Chassis frames or parts thereof; for vehicles of heading 8703	116.607	438.007	440.626	1.602.852

Tabel 3 : Ekspor Indonesia menurut Komoditi (Kode HS 8 digit)

Mei 2023

Kode H S	Uraian golongan barang	Berat bersih (Kg)		Nilai F.O.B. (U S \$)	
		Bulan ini	Kumulatif	Bulan ini	Kumulatif
(1)	(2)	(3)	(4)	(5)	(6)
87089963	Chassis frames or parts thereof; for vehicles of heading 8704	60.628	221.313	159.344	630.030
87089970	Engine brackets; for vehicles of heading 8702, 8703 or 8704	108.564	552.735	782.734	3.168.143
87089980	Parts and accessories of the vehicles of heading 8702, 8703 or 8704, not elsewhere classified in heading 8708	2.659.762	14.150.691	24.073.323	125.124.503
87089991	Unassembled fuel tanks, engine brackets; for vehicles of heading 8705	5.425	24.342	102.577	523.349
87089999	Parts and accessories of the vehicles of heading 8705, not elsewhere classified in heading 8708	3.145.543	14.885.347	25.121.652	122.229.174
87091900	Non-electrical work trucks (self-propelled, not fitted with lifting/handling equipment, used for short distance transport of goods) and tractors (used on railway station platforms)	125	93.328	6.916	133.426
87099000	Parts of work trucks (self-propelled, not fitted with lifting/handling equipment, used for short distance transport of goods) and tractors (used on railway station platforms)	1.214	25.340	9.139	197.501
87100000	Tanks and other armoured fighting vehicles, motorised, whether or not fitted with weapons, and parts of such vehicles	52	533.850.924	90.159	32.815.163
87111012	Mopeds or motorised bicycles; with internal combustion piston engine of a cylinder capacity not exceeding 50 cc; Completely Knocked Down	1.050	7.277	6.200	89.592
87111015	Motorcycles and motor scooters other than powered kick scooters and pocket motorcycles; with internal combustion piston engine of a cylinder capacity not exceeding 50 cc; Completely Knocked Down	45.105	118.959	725.209	1.882.239
87111019	Cycles (other than bicycles) fitted with an auxiliary motor; with internal combustion piston engine of a cylinder capacity not exceeding 50 cc; Completely Knocked Down	18.523	62.317	286.412	915.843
87111095	Motorcycles and motor scooters other than powered kick scooters and pocket motorcycles; with internal combustion piston engine of a cylinder capacity not exceeding 50 cc; not Completely Knocked Down	14.212	69.151	65.981	336.548
87111099	Cycles (other than bicycles) fitted with an auxiliary motor; with internal combustion piston engine of a cylinder capacity not exceeding 50 cc; not Completely Knocked Down	2.229	5.027	16.575	66.865
87112011	Motocross motorcycles; with internal combustion piston engine of a cylinder capacity exceeding 50 cc but not exceeding 250 cc; Completely Knocked Down	135.199	661.985	1.943.431	9.275.191
87112012	Mopeds or motorised bicycles; with internal combustion piston engine of a cylinder capacity exceeding 50 cc but not exceeding 250 cc; Completely Knocked Down	635.873	4.263.736	7.216.450	47.356.357
87112014	Motorcycles (with or without side-cars), including motor scooters, other than motocross motorcycles and pocket motorcycles; of a cylinder capacity exceeding 150 cc but not exceeding 200 cc; CKD	7.552	30.290	109.530	486.986
87112015	Motorcycles (with or without side-cars), including motor scooters, other than motocross motorcycles and pocket motorcycles; of a cylinder capacity exceeding 200 cc but not exceeding 250 cc; CKD	-	2	-	498
87112016	Motorcycles (with or without side-cars), including motor scooters, other than motocross motorcycles and pocket motorcycles; of a cylinder capacity exceeding 50 cc but not exceeding 150 cc; CKD	915.558	3.192.134	4.984.014	17.240.756
87112019	Cycles (other than bicycles) fitted with an auxiliary motor; with internal combustion piston engine of a cylinder capacity exceeding 50 cc but not exceeding 250 cc; Completely Knocked Down	412.089	2.106.629	4.574.306	23.065.331

Tabel 3 : Ekspor Indonesia menurut Komoditi (Kode HS 8 digit)

Mei 2023

Kode H S	Uraian golongan barang	Berat bersih (Kg)		Nilai F.O.B. (U S \$)	
		Bulan ini	Kumulatif	Bulan ini	Kumulatif
		(1)	(2)	(3)	(4)
87112091	Motocross motorcycles; with internal combustion piston engine of a cylinder capacity exceeding 50 cc but not exceeding 250 cc; not Completely Knocked Down	169.437	975.758	2.638.443	15.186.650
87112092	Mopeds or motorised bicycles; with internal combustion piston engine of a cylinder capacity exceeding 50 cc but not exceeding 250 cc; not Completely Knocked Down	221.404	903.040	3.499.877	15.932.455
87112094	Motorcycles (with or without side-cars), including motor scooters, other than motocross motorcycles and pocket motorcycles; of a cylinder capacity exceeding 150 cc but not exceeding 200 cc; not CKD	3.648.492	10.861.094	44.657.734	134.069.814
87112095	Motorcycles (with or without side-cars), including motor scooters, other than motocross motorcycles and pocket motorcycles; of a cylinder capacity exceeding 200 cc but not exceeding 250 cc; not CKD	357.079	996.851	6.929.748	18.690.084
87112096	Motorcycles (with or without side-cars), including motor scooters, other than motocross motorcycles and pocket motorcycles; of a cylinder capacity exceeding 50 cc but not exceeding 150 cc; not CKD	1.411.614	8.083.431	16.021.131	94.962.167
87112099	Cycles (other than bicycles) fitted with an auxiliary motor; with internal combustion piston engine of a cylinder capacity exceeding 50 cc but not exceeding 250 cc; not Completely Knocked Down	150	6.590	1.000	93.400
87113090	Motorcycles and cycles fitted with an auxiliary motor, with/without side-cars other than motocross motorcycles; with internal combustion piston engine of 250 cc < cylinder capacity ≤ 500 cc; not CKD	1.610.805	6.244.233	24.493.803	95.132.365
87114019	Motocross motorcycles; with internal combustion piston engine of a cylinder capacity exceeding 500 cc but not exceeding 800 cc; not Completely Knocked Down	-	14	-	273
87114090	Motorcycles and cycles fitted with an auxiliary motor, with/without side-cars other than motocross motorcycles; with internal combustion piston engine of 500 cc < cylinder capacity ≤ 800 cc; not CKD	354	356	10.898	10.928
87115090	Motorcycles (with or without side-cars); with internal combustion piston engine of a cylinder capacity exceeding 800 cc; not Completely Knocked Down	-	688	-	56.565
87116011	Bicycles; with electric motor for propulsion; Completely Knocked Down	56	4.941	1.399	53.634
87116012	Kick scooters, self-balancing cycle, pocket motorcycles; with electric motor for propulsion; Completely Knocked Down	4	6	10	15
87116013	Motorcycles, other than pocket motorcycles; with electric motor for propulsion; Completely Knocked Down	-	4	-	156
87116019	Cycles fitted with an auxiliary motor, other than bicycles and self-balancing cycle; with electric motor for propulsion; Completely Knocked Down	180	10.265	1.190	159.789
87116093	Motorcycles, other than pocket motorcycles; with electric motor for propulsion; not Completely Knocked Down	120	828	1.573	14.228
87116094	Bicycles, with an auxiliary electric motor not exceeding 250 W and with the maximum speed not exceeding 25 km/h; not Completely Knocked Down	-	13.336	-	147.403
87116095	Bicycles, with an auxiliary electric motor exceeding 250 W and with the maximum speed exceeding 25 km/h; not Completely Knocked Down	26	26	10.050	10.050
87119060	Motorcycles (including mopeds) and cycles fitted with an auxiliary motor, with or without side-cars, not elsewhere classified in heading 8711; Completely Knocked Down	287.506	1.185.542	4.203.616	19.554.318
87119090	Motorcycles (including mopeds) and cycles fitted with an auxiliary motor, with or without side-cars, not elsewhere classified in heading 8711; not Completely Knocked Down	45.528	239.985	611.038	2.366.701
87120010	Racing bicycles, not motorised	8.143	201.247	492.135	4.708.823
87120020	Bicycles designed to be ridden by children, not motorised	1.644	12.812	17.321	164.416

Tabel 3 : Ekspor Indonesia menurut Komoditi (Kode HS 8 digit)

Mei 2023

Kode H S	Uraian golongan barang	Berat bersih (Kg)		Nilai F.O.B. (U S \$)	
		Bulan ini	Kumulatif	Bulan ini	Kumulatif
(1)	(2)	(3)	(4)	(5)	(6)
87120030	Bicycles, not motorised, other than racing bicycles and bicycles designed to be ridden by children	487.302	2.292.874	10.935.931	55.191.421
87120090	Cycles (including delivery tricycles), other than bicycles, not motorised	5.644	30.874	15.087	83.090
87131000	Carriages for disabled persons; not mechanically propelled	-	1	-	10
87139000	Carriages for disabled persons; mechanically propelled	15	5.162	170	38.537
87141010	Saddles; of motorcycles (including mopeds)	717	6.913	4.169	13.687
87141020	Spokes and nipples; of motorcycles (including mopeds)	106	1.745	266	19.218
87141030	Frame and forks including telescopic fork, rear suspension and parts thereof; of motorcycles (including mopeds)	911.615	4.268.273	4.870.120	22.655.713
87141040	Gearing, gearbox, clutch and other transmission equipment and parts thereof; of motorcycles (including mopeds)	100.636	542.083	907.210	4.457.105
87141050	Wheel rims; of motorcycles (including mopeds)	184.681	753.640	1.192.299	5.330.283
87141060	Brakes and parts thereof; of motorcycles (including mopeds)	213.052	1.107.361	3.181.632	15.522.637
87141070	Silencers (mufflers) and parts thereof; of motorcycles (including mopeds)	14.237	53.218	164.562	666.156
87141090	Parts and accessories of motorcycles (including mopeds), not elsewhere classified in heading 8714	7.165.623	28.554.918	82.890.796	328.121.262
87142019	Castors wheels of carriages for disabled persons; not elsewhere classified in heading 8714	48.068	298.281	534.948	3.078.947
87142090	Parts and accessories of carriages for disabled persons, other than castors wheels	3.450	3.481	765	1.547
87149110	Frames and forks, and parts thereof; for bicycles of subheading 87120020	24	203	158	11.412
87149191	Parts for forks; for bicycles or other cycles other than those of subheading 87120020	2	5	121	499
87149199	Frames and forks, and parts thereof, other than parts for forks; for bicycles or other cycles other than those of subheading 87120020	6.817	50.879	125.032	743.291
87149210	Wheel rims and spokes; for bicycles of subheading 87120020	-	2	-	5
87149290	Wheel rims and spokes; for bicycles or other cycles other than those of subheading 87120020	622	11.076	26.196	113.689
87149310	Hubs, other than coaster braking hubs and hub brakes, and free-wheel sprocket-wheels; for bicycles of subheading 87120020	213	221	163	235
87149390	Hubs, other than coaster braking hubs and hub brakes, and free-wheel sprocket-wheels; for bicycles or other cycles other than bicycles of those 87120020	417.080	2.061.470	5.602.218	28.289.176
87149410	Brakes, including coaster braking hubs and hub brakes, and parts thereof; for bicycles of subheading 87120020	-	292	-	298
87149490	Brakes, including coaster braking hubs and hub brakes, and parts thereof; for bicycles or other cycles other than those of subheading 87120020	62.635	369.352	596.702	4.035.013
87149510	Saddles; for bicycles of subheading 87120020	2.322	9.825	21.217	87.483
87149590	Saddles; for bicycles or other cycles other than those of subheading 87120020	74	283	2.179	5.504
87149610	Pedals and crank-gear, and parts thereof; for bicycles of subheading 87120020	8.057	139.307	54.103	723.275
87149690	Pedals and crank-gear, and parts thereof; for bicycles or other cycles other than those of subheading 87120020	1.775	9.297	29.833	301.036
87149911	Handle bars, pillars, mudguards, reflectors, carriers, control cables, lamp brackets or bracket lugs, other accessories; for bicycles of subheading 87120020	623	2.926	7.736	30.883
87149912	Chain wheels and cranks, other parts; for bicycles of subheading 87120020	103	67.635	145	634.277
87149991	Handle bars, pillars, mudguards, reflectors, carriers, control cables, lamp brackets or bracket lugs; other accessories; for bicycles or other cycles other than those of subheading 87120020	155.266	684.262	847.440	5.033.318

Tabel 3 : Ekspor Indonesia menurut Komoditi (Kode HS 8 digit)

Mei 2023

Kode H S	Uraian golongan barang	Berat bersih (Kg)		Nilai F.O.B. (U S \$)	
		Bulan ini	Kumulatif	Bulan ini	Kumulatif
(1)	(2)	(3)	(4)	(5)	(6)
87149993	Nipples for spokes; for bicycles or other cycles other than those of subheading 87120020	-	88	-	995
87149994	Chain wheels and cranks; other parts; for bicycles or other cycles other than those of subheading 87120020	503.570	2.174.221	5.319.098	24.000.387
87150000	Baby carriages and parts thereof	1.747	9.760	5.580	38.311
87163991	Trailers and semi-trailers for the transport of goods; other than tanker and agricultural type; having a carrying capacity (payload) exceeding 200 t	312.300	312.300	1.299.296	1.299.296
87163999	Trailers and semi-trailers for the transport of goods; other than tanker and agricultural type; having a carrying capacity (payload) not exceeding 200 t	25.295	95.060	96.587	365.018
87168010	Carts and wagons, sack trucks, hand trolleys and similar hand-propelled vehicles of a kind used in factories or workshops, except wheelbarrows	1.439	11.818	4.000	113.059
87168020	Wheelbarrows	15.527	188.411	22.225	267.559
87168090	Vehicles, not mechanically propelled, not elsewhere classified in heading 8716	91	4.322	758	27.570
87169013	Parts; for goods of subheading 871620	-	174	-	736
87169019	Parts; for trailers and semi-trailers other than those of subheading 871620	1.724	66.308	5.660	208.771
87169023	Parts; for goods of subheading 87168010, not elsewhere classified in heading 8716	280	1.075	230	578
87169095	Castor wheels, of a diameter (including tyres) exceeding 100 mm but not more than 250 mm provided the width of the wheel or tyre fitted thereto \geq 30 mm; for goods of subheading 87168090	100	244	1.697	6.125
87169099	Parts; for goods of subheading 87168090, not elsewhere classified in heading 8716	323	28.219	5.376	241.634
88010000	Balloons and dirigibles; gliders, hang gliders and other non-powered aircraft	7	576	24	3.255
88021100	Helicopters; of an unladen weight not exceeding 2,000 kg	-	1	-	573
88022010	Aeroplanes; of an unladen weight not exceeding 2,000 kg	-	9.503	-	126.000
88022090	Powered aircraft, except unmanned aircraft of heading 8806; other than helicopters and aeroplanes; of an unladen weight not exceeding 2,000 kg	-	33	-	1.164
88023010	Aeroplanes; of an unladen weight exceeding 2,000 kg but not exceeding 15,000 kg	8.150	8.150	11.498.356	11.498.356
88023090	Powered aircraft, except unmanned aircraft of heading 8806; other than helicopters and aeroplanes; of an unladen weight exceeding 2,000 kg but not exceeding 15,000 kg	-	77.000	-	240.000
88024010	Aeroplanes; of an unladen weight exceeding 15,000 kg	-	32.100	-	60.000
88024090	Powered aircraft, except unmanned aircraft of heading 8806; other than helicopters and aeroplanes; of an unladen weight exceeding 15,000 kg	430	438	35.000	41.037
88040010	Rotochutes and parts thereof	-	919	-	138.150
88052990	Parts of ground flying trainers	1.750	1.750	19	19
88062100	Unmanned aircraft; other than designed for the carriage of passengers; for remote-controlled flight only; with maximum take-off weight not more than 250 g	-	137	-	23.719
88062200	Unmanned aircraft; other than designed for the carriage of passengers; for remote-controlled flight only; with maximum take-off weight more than 250 g but not more than 7 kg	403	540	220.275	365.725
88062300	Unmanned aircraft; other than designed for the carriage of passengers; for remote-controlled flight only; with maximum take-off weight more than 7 kg but not more than 25 kg	-	11	-	1.500
88062900	Unmanned aircraft; other than designed for the carriage of passengers; for remote-controlled flight only; with maximum take-off weight more than 150 kg	33	33	6.220	6.220

Tabel 3 : Ekspor Indonesia menurut Komoditi (Kode HS 8 digit)

Mei 2023

Kode H S	Uraian golongan barang	Berat bersih (Kg)		Nilai F.O.B. (U S \$)	
		Bulan ini	Kumulatif	Bulan ini	Kumulatif
(1)	(2)	(3)	(4)	(5)	(6)
88069200	Unmanned aircraft; other than designed for the carriage of passengers; not remote-controlled flight only; with maximum take-off weight more than 250 g but not more than 7 kg	-	5	-	15
88069900	Unmanned aircraft; other than designed for the carriage of passengers; not remote-controlled flight only; with maximum take-off weight more than 150 kg	-	83	-	14.323
88071000	Propellers and rotors and parts thereof; of goods of heading 8801, 8802 or 8806	242	444	14.051	34.844
88072000	Under-carriages and parts thereof; of goods of heading 8801, 8802 or 8806	842	3.556	5.300	16.600
88073000	Parts of aeroplanes, helicopters or unmanned aircraft; other than under-carriages, propellers, rotors, and parts thereof	12.057	80.088	7.698.958	30.185.882
88079000	Parts of goods of heading 8801, 8802 or 8806, not elsewhere classified in heading 8807	955	28.222	937.334	2.034.200
89011010	Cruise ships, excursion boats and similar vessels principally designed for the transport of persons; ferry-boats of all kinds; of a gross tonnage not exceeding 26	651	651	1.190	1.190
89011020	Cruise ships, excursion boats and similar vessels principally designed for the transport of persons; ferry-boats of all kinds; of a gross tonnage exceeding 26 but not exceeding 500	227.000	1.179.000	1.659.200	11.973.800
89012073	Tankers; of a gross tonnage exceeding 30,000 but not exceeding 50,000	16.069.000	16.069.000	23.000.000	23.000.000
89019014	Not motorised vessels for the transport of goods and vessels for the transport of both persons and goods; n.e.c. in heading 8901; of a gross tonnage exceeding 500	2.113.000	6.046.026	1.120.727	42.692.157
89019031	Motorised vessels for the transport of goods and vessels for the transport of both persons and goods; n.e.c. in heading 8901; of a gross tonnage not exceeding 26	9.000	11.000	106.843	113.301
89019032	Motorised vessels for the transport of goods and vessels for the transport of both persons and goods; n.e.c. in heading 8901; of a gross tonnage exceeding 26 but not exceeding 500	177.000	563.000	5.924.907	13.929.362
89019033	Motorised vessels for the transport of goods and vessels for the transport of both persons and goods; n.e.c. in heading 8901; of a gross tonnage exceeding 500 but not exceeding 1,000	-	575.000	-	2.017.000
89019034	Motorised vessels for the transport of goods and vessels for the transport of both persons and goods; n.e.c. in heading 8901; of a gross tonnage exceeding 1,000 but not exceeding 4,000	449.000	1.260.000	1.500.000	3.829.812
89019035	Motorised vessels for the transport of goods and vessels for the transport of both persons and goods; n.e.c. in heading 8901; of a gross tonnage exceeding 4,000 but not exceeding 5,000	-	1.992.000	-	20.000.000
89019036	Motorised vessels for the transport of goods and vessels for the transport of both persons and goods; n.e.c. in heading 8901; of a gross tonnage exceeding 5,000 but not exceeding 50,000	4.931.000	4.931.000	3.395.949	3.395.949
89019037	Motorised vessels for the transport of goods and vessels for the transport of both persons and goods; n.e.c. in heading 8901; of a gross tonnage exceeding 50,000	3.140.000	10.201.000	6.738.478	25.397.641
89031900	Inflatable (including rigid hull inflatable) boats; unladen (net) weight (excluding the motor) exceeding 100 kg	348	129.128	3.809	1.818.198
89032100	Sailboats, other than inflatable, with or without auxiliary motor; of a length not exceeding 7.5 m	1.400	1.400	54.800	54.800
89033200	Motorboats, other than inflatable, not including outboard motorboats; of a length exceeding 7.5 m but not exceeding 24 m	1.100	5.600	3.400	26.400

Tabel 3 : Ekspor Indonesia menurut Komoditi (Kode HS 8 digit)

Mei 2023

Kode H S	Uraian golongan barang	Berat bersih (Kg)		Nilai F.O.B. (U S \$)	
		Bulan ini	Kumulatif	Bulan ini	Kumulatif
		(1)	(2)	(3)	(4)
89039900	Yachts and other vessels for pleasure or sports; rowing boats and canoes; n.e.c. in heading 8903; of a length exceeding 7.5 m	5.253	27.565	125.221	632.484
89040032	Tugs and pusher craft; of a gross tonnage exceeding 26; of a power not exceeding 1,200 hp	1	1	2	2
89040035	Tugs and pusher craft; of a gross tonnage exceeding 26; of a power exceeding 4,000 hp	-	2.181.000	-	40.000
89052000	Floating or submersible drilling or production platforms	34.997.161	78.339.582	97.525.731	315.463.917
89059090	Light-vessels, fire-floats, floating cranes and other vessels the navigability of which is subsidiary to their main function; other than dredgers	-	1.978.317	-	13.805.054
89069090	Vessels other than those of heading 8901 to 8905, including lifeboats other than rowing boats; other than warships; of a displacement exceeding 300 t	-	23.826	-	49.594
89071000	Inflatable rafts	2.926	7.826	11.870	54.613
89079010	Buoys	-	26.839	-	107.175
89079090	Floating structures (for example, tanks, coffer-dams, landing-stages, and beacons)	13.762	847.818	139.820	5.290.875
90011010	Optical fibres, optical fibre bundles and cables; for telecommunications and other electrical uses	1.200	34.051	775.856	10.021.928
90011090	Optical fibres, optical fibre bundles and cables; not for telecommunications and other electrical uses	17.173	157.466	903.084	10.673.744
90012000	Sheets and plates of polarising material	-	3	-	404
90013000	Contact lenses	37.300	134.228	5.477.172	25.203.579
90014000	Spectacle lenses of glass	238	718	18.400	69.339
90015000	Spectacle lenses of materials other than glass	185.645	907.577	3.951.119	19.815.420
90019010	Optical elements, unmounted, of any material (excl. elements of glass not optically worked), not elsewhere classified in heading 9001; for photographic or cinematographic cameras or projectors	30	73	155	636
90019090	Optical elements, unmounted, of any material (excl. elements of glass not optically worked), not elsewhere classified in heading 9001; not for photographic or cinematographic cameras or projectors	4.822	11.224	101.524	222.393
90021100	Objective lenses; for cameras, projectors or photographic enlargers or reducers	4.026	22.810	354.554	2.410.016
90021900	Objective lenses; not for cameras, projectors or photographic enlargers or reducers	169	851	18.605	115.565
90022010	Filters; for cinematographic projectors	-	1	-	11
90022090	Filters; not for cinematographic projectors, cinematographic cameras, photographic cameras and other projectors	1.116	7.057	289.117	1.035.120
90029030	Optical elements, mounted, of any material (excluding elements of glass not optically worked); for cinematographic cameras, photographic cameras and other projectors; n.e.c. in heading 9002	1.439	9.312	767.696	4.419.019
90029090	Optical elements, mounted, being parts or fittings for instruments or apparatus, of any material (excluding elements of glass not optically worked); n.e.c. in heading 9002	69	260	22.518	75.541
90031100	Frames and mountings for spectacles, goggles or the like; of plastics	-	321	-	21.634
90031900	Frames and mountings for spectacles, goggles or the like; of materials other than plastics	102	502	46.202	192.289
90039000	Parts of frames and mountings for spectacles, goggles or the like	68	328	25.210	111.145
90041000	Sunglasses	422	1.768	12.956	194.386
90049010	Corrective spectacles	145	682	3.928	16.261
90049050	Protective goggles	1	1	12	12
90049090	Spectacles, goggles and the like; other than sunglasses, corrective spectacles, and protective goggles	2.273	8.005	5.255	64.646
90051000	Binoculars	-	21	-	13.867

Tabel 3 : Ekspor Indonesia menurut Komoditi (Kode HS 8 digit)

Mei 2023

Kode H S	Uraian golongan barang	Berat bersih (Kg)		Nilai F.O.B. (U S \$)	
		Bulan ini	Kumulatif	Bulan ini	Kumulatif
(1)	(2)	(3)	(4)	(5)	(6)
90058010	Astronomical instruments, excluding instruments for radio-astronomy	-	0	-	5
90058090	Monoculars and other optical telescopes; other than binoculars	0	44	10	7.763
90059090	Parts and accessories (including mountings); for binoculars, monoculars, other optical telescopes	1	14	17	1.986
90063000	Cameras specially designed for underwater use, for aerial survey or for medical or surgical examination of internal organs; comparison cameras for forensic or criminological purposes	-	238	-	315.301
90064000	Instant print cameras	1	2	84	215
90065390	Photographic (other than cinematographic) cameras, other than those of subheading 900630 and 900640; for roll film of a width of 35 mm; without a through-the-lens viewfinder (SLR)	48	940	930	91.175
90065919	Photographic (other than cinematographic) cameras, other than those of subheading 900630 and 900640; for roll film of a width less than 35 mm; without a through-the-lens viewfinder (SLR)	-	9	-	5.570
90065929	Photographic (other than cinematographic) cameras, other than those of subheading 900630 & 900640; roll film of a width > 35 mm; for preparing printing plates/cylinders; other than laser photoplotters	-	5	-	63
90065990	Photographic (other than cinematographic) cameras; for roll film of a width more than 35 mm, not elsewhere classified in heading 9006	-	0	-	37
90066100	Discharge lamp ("electronic") flashlight apparatus	7	12	200	220
90066900	Photographic flashlight apparatus and flashbulbs other than discharge lamps of heading 8539; other than discharge lamp ("electronic") flashlight apparatus	-	1	-	126
90069110	Parts and accessories; for laser photoplotters of subheading 90065921	-	3	-	100
90069190	Parts and accessories; for cameras, not elsewhere classified in 9006	757	2.382	7.618	35.345
90069990	Parts and accessories; for flashbulbs	8	179	820	1.509
90071000	Cinematographic cameras, whether or not incorporating sound recording or reproducing apparatus	158	788	42.476	162.118
90072090	Cinematographic projectors, whether or not incorporating sound recording or reproducing apparatus; for film of 16 mm or more in width	12	25	100	1.606
90079100	Parts and accessories; for cinematographic cameras	37	307	3.566	22.548
90079200	Parts and accessories; for cinematographic cameras projectors	343	4.771	758	11.555
90085090	Image projectors, other than cinematographic, enlargers and reducers; other than microfilm, microfiche or other microform readers, whether or not capable of producing copies	-	169	-	2.653
90089090	Parts and accessories; of image projectors, other than cinematographic	-	640	-	301
90101000	Apparatus and equipment for automatically developing photographic (including cinematographic) film or paper in rolls or for automatically exposing developed film to rolls of photographic paper	-	18	-	202
90105090	Apparatus and equipment for photographic (including cinematographic) laboratories, not elsewhere classified in Chapter 90	-	5.589	-	4.711
90106090	Projection screens; of less than 300 inches	122	14.322	5.563	64.063
90109090	Parts and accessories of negatoscopes, projection screens, or apparatus and equipment for photographic (including cinematographic) laboratories, not elsewhere classified in Chapter 90	-	1	-	1.518
90111000	Stereoscopic microscopes	-	32	-	1.291

Tabel 3 : Ekspor Indonesia menurut Komoditi (Kode HS 8 digit)

Mei 2023

Kode H S	Uraian golongan barang	Berat bersih (Kg)		Nilai F.O.B. (U S \$)	
		Bulan ini	Kumulatif	Bulan ini	Kumulatif
(1)	(2)	(3)	(4)	(5)	(6)
90112000	Compound optical microscopes, other than stereoscopic microscopes; for photomicrography, cinephotomicrography or microprojection	-	97	-	41.294
90118000	Compound optical microscopes, other than stereoscopic microscopes; not for photomicrography, cinephotomicrography or microprojection	10	43	1.992	4.606
90119000	Parts and accessories of compound optical microscopes	3	43	2.054	18.332
90121000	Microscopes other than optical microscopes; diffraction apparatus	-	287	-	52.048
90129000	Parts and accessories of diffraction apparatus and microscopes other than optical microscopes	36	402	96.202	232.499
90131010	Telescopic sights for fitting to arms; periscopes	17	18	3.788	3.888
90131020	Telescopes designed to form parts of machines, appliances, instruments or apparatus of Chapter 90 or Section XVI	-	167	-	26.020
90132000	Lasers, other than laser diodes	2	74	835	3.877
90138010	Optical error verification and repair apparatus for printed circuit boards/printed wiring boards and printed circuit assemblies	5	5	150	150
90138090	Optical appliances and instruments, not elsewhere classified in Chapter 90	209	605	35.474	138.636
90139010	Parts and accessories; of goods of subheading 90132000	-	1	-	10.619
90139090	Parts and accessories; of goods of subheading 90131020 and 90138090	-	239	-	54.816
90141000	Direction finding compasses	34	216	321	11.600
90142000	Instruments and appliances for aeronautical or space navigation (other than compasses)	-	18	-	300
90148011	Navigational instruments and appliances; of a kind used on ships, incorporating or working in conjunction with an automatic data processing machine; sonar or echo sounder	-	19	-	21.641
90148090	Navigational instruments and appliances, not elsewhere classified in heading 9014	1.112	4.512	160.343	473.350
90149010	Parts and accessories of navigational instruments and apparatus; of a kind used on ships, working in conjunction with an automatic data processing machine	-	460	-	21.900
90149090	Parts and accessories of navigational instruments and apparatus; other than a kind used on ships, working in conjunction with an automatic data processing machine	-	169	-	23.410
90151010	Rangefinders; of a kind used in photography or cinematography	-	1	-	35
90151090	Rangefinders; other than a kind used in photography or cinematography	157	4.521	26.092	115.562
90152000	Theodolites and tachymeters (tacheometers)	-	28	-	25.328
90153000	Levels	147	1.731	175	234.887
90158010	Radio-sonde and radio-wind apparatus	-	11	-	20.350
90158090	Surveying, hydrographic, oceanographic, hydrological, meteorological or geophysical instruments and appliances, excluding compasses, not elsewhere classified in heading 9015	107.386	288.988	590.557	3.350.723
90159000	Parts & accessories of rangefinders & surveying (incl. photogrammetrical surveying), hydrographic, oceanographic, hydrological, meteorological or geophysical instruments & appliances, excl. compasses	5.632	17.351	625.195	1.163.657
90160000	Balances of a sensitivity of 5 cg or better, with or without weights	95	504	1.191	9.182
90171090	Drafting tables and machines, whether or not automatic; other than plotters	81	343	4.027	16.080
90172010	Rulers	566	617	105	1.362
90172090	Drawing, marking-out or mathematical calculating instruments, not elsewhere classified in heading 9017	-	469	-	1.288
90173000	Micrometers, callipers and gauges	745	9.143	52.796	355.283

Tabel 3 : Ekspor Indonesia menurut Komoditi (Kode HS 8 digit)

Mei 2023

Kode H S	Uraian golongan barang	Berat bersih (Kg)		Nilai F.O.B. (U S \$)	
		Bulan ini	Kumulatif	Bulan ini	Kumulatif
(1)	(2)	(3)	(4)	(5)	(6)
90178000	Instruments for measuring length, for use in the hand (for example, measuring rods and tapes), not specified or included elsewhere in Chapter 90	1.194	3.426	8.655	44.528
90179030	Parts and accessories of photoplotters for the manufacture of printed circuit boards/printed wiring boards	-	6	-	391
90179090	Parts & accessories of drawing, marking-out/mathematical calculating instruments & instruments for measuring length, for use in the hand, not included elsewhere in this Chapter, n.e.c. in heading 9017	5	28	5	66
90181100	Electro-cardiographs	10	699	44.470	530.387
90181200	Ultrasonic scanning apparatus	779	3.516	107.578	691.961
90181300	Magnetic resonance imaging apparatus	79	156	26.920	37.028
90181400	Scintigraphic apparatus	4	6	1.067	1.313
90181900	Electro-diagnostic apparatus (incl. apparatus for functional exploratory examination or for checking physiological parameters), not elsewhere classified in heading 9018	22.274	64.132	2.110.803	7.644.605
90182000	Ultra-violet or infra-red ray apparatus	6	19	44	5.067
90183110	Disposable syringes, with or without needles	493.270	2.927.267	3.033.917	18.548.110
90183190	Syringes, with or without needles; other than disposable syringes	30	463	77	13.133
90183200	Tubular metal needles and needles for sutures	-	485	-	5.051
90183910	Catheters	6.610	42.376	153.761	672.631
90183990	Cannulae and the like	7.317	39.229	41.785	212.248
90184100	Dental drill engines, whether or not combined on a single base with other dental equipment	-	4	-	186
90184900	Instruments and appliances, used in dental sciences, not elsewhere classified in heading 9018	823	5.404	156.222	868.718
90185000	Ophthalmic instruments and appliances, not elsewhere classified in heading 9018	9.802	36.186	2.951.391	11.318.884
90189010	Fibre optics headband lamps of a kind designed for medical use	3.840	11.706	76.877	222.863
90189020	Intravenous administration sets	10.138	55.563	65.037	386.793
90189031	Electro-surgical or electro-medical instruments and appliances	27	624	33.698	447.195
90189039	Electronic instruments and appliances, used in medical, surgical, dental or veterinary sciences, including sight-testing instruments, not elsewhere classified in heading 9018	50	7.813	14.039	406.309
90189090	Non-electronic Instruments and appliances used in medical, surgical, dental or veterinary sciences, including sight-testing instruments, not elsewhere classified in heading 9018	1.096.520	5.470.756	11.053.347	54.710.389
90191010	Mechano-therapy appliances, massage apparatus, psychological aptitude-testing apparatus; electrically operated	16	7.843	276	407.216
90191090	Mechano-therapy appliances, massage apparatus, psychological aptitude-testing apparatus; not electrically operated	17	1.016	2.497	21.891
90192010	Invasive ventilators	-	2.524	-	178.425
90192020	Ventilators, other than invasive ventilators	17	17	776	776
90192090	Ozone therapy, oxygen therapy, aerosol therapy, artificial respiration or other therapeutic respiration apparatus; other than ventilators	25.381	57.770	1.429.409	3.072.967
90200010	Full face masks for chemical, biological, radiological and nuclear (CBRN) protection	82	221	1.331	1.519
90200090	Breathing appliances (other than those of heading 9019) and gas masks, excl. protective masks having neither mechanical parts nor replaceable filters; other than full face masks for CBRN protection	3	3.671	789	12.890
90211010	Orthopaedic or fracture appliances of iron or steel	-	9	-	2.600
90211090	Orthopaedic or fracture appliances of material other than iron or steel	1	10	1.198	1.213

Tabel 3 : Ekspor Indonesia menurut Komoditi (Kode HS 8 digit)

Mei 2023

Kode H S	Uraian golongan barang	Berat bersih (Kg)		Nilai F.O.B. (U S \$)	
		Bulan ini	Kumulatif	Bulan ini	Kumulatif
(1)	(2)	(3)	(4)	(5)	(6)
90212100	Artificial teeth	2	49	115	2.083
90212920	Dental fittings of titanium	-	5	-	147
90212990	Dental fittings of material other than titanium, iron or steel	40	62	509	27.660
90213100	Artificial joints	-	103	-	32
90213900	Artificial parts of the body; other than artificial teeth and artificial joints	312	2.733	123.259	790.598
90214000	Hearing aids, excluding parts and accessories	3	88	3.889	64.470
90215000	Pacemakers for stimulating heart muscles, excluding parts and accessories	-	1	-	1.794
90219000	Appliances which are worn or carried, or implanted in the body, to compensate for a defect or disability, not elsewhere classified in 9021	7.310	28.032	389.048	1.907.875
90221200	Computed tomography apparatus	-	3.201	-	23.000
90221300	Apparatus based on the use of X-rays, including radiography or radiotherapy apparatus, other than computed tomography apparatus; for dental uses	-	0	-	255
90221400	Apparatus based on the use of X-rays, including radiography or radiotherapy apparatus, other than computed tomography apparatus; for medical, surgical or veterinary uses	38	982	500	25.575
90221990	Apparatus based on the use of X-rays, other than computed tomography apparatus; not for medical, surgical, dental or veterinary uses, not elsewhere classified in heading 9022	12	69	6.460	72.660
90222100	Apparatus based on the use of alpha, beta, gamma or other ionising radiations, for medical, surgical, dental or veterinary uses, including radiography or radiotherapy apparatus	-	167	-	2.865
90222900	Apparatus based on the use of alpha, beta, gamma or other ionising radiations, not for medical, surgical, dental or veterinary uses	-	9.235	-	95.013
90223000	X-ray tubes	513	3.021	89.164	210.068
90229010	Parts and accessories of X-ray apparatus for the physical inspection of solder joints on printed circuit assemblies	282	1.400	44.525	224.803
90229020	Parts and accessories of X-ray apparatus, other than for the physical inspection of solder joints on printed circuit assemblies	98	648	8.561	52.367
90229090	Parts & accessories of apparatus based on the use of alpha, beta, gamma/other ionising radiations; high tension generators, control panels & desks, screens, examination/treatment tables, chairs etc.	1.156	5.699	161.746	1.705.248
90230000	Instruments, apparatus and models, designed for demonstrational purposes (for example, in education or exhibitions), unsuitable for other uses	9.884	46.909	166.826	1.096.719
90241010	Machines and appliances for testing metals; electrically operated	-	481	-	37.147
90241020	Machines and appliances for testing metals; not electrically operated	-	17	-	101
90248010	Machines and appliances for testing the hardness, strength, compressibility, elasticity or other mechanical properties of materials (other than metals); electrically operated	2	394	10	98.358
90248020	Machines and appliances for testing the hardness, strength, compressibility, elasticity or other mechanical properties of materials (other than metals); not electrically operated	328	336	108.795	111.381
90249000	Parts and accessories of machines and appliances for testing the hardness, strength, compressibility, elasticity or other mechanical properties of materials	517	1.130	33.298	80.991
90251100	Thermometers and pyrometers, not combined with other instruments; liquid-filled, for direct reading	5	146	19	38.045

Tabel 3 : Ekspor Indonesia menurut Komoditi (Kode HS 8 digit)

Mei 2023

Kode H S	Uraian golongan barang	Berat bersih (Kg)		Nilai F.O.B. (U S \$)	
		Bulan ini	Kumulatif	Bulan ini	Kumulatif
(1)	(2)	(3)	(4)	(5)	(6)
90251911	Temperature gauges for motor vehicles; electrically operated	1	7	2	1.076
90251919	Electrically operated thermometers and pyrometers, not combined with other instruments, other than liquid-filled for direct reading and temperature gauges for motor vehicles	304	4.208	28.176	385.770
90251920	Not electrically operated thermometers and pyrometers, not combined with other instruments, other than liquid-filled for direct reading	117	928	2.678	29.166
90258000	Hydrometers and similar floating instruments, barometers, hygrometers and psychrometers, recording or not, and any combination of these instruments	1.001	5.242	342.243	2.028.137
90259000	Parts and accessories of hydrometers and similar floating instruments, thermometers, pyrometers, barometers, hygrometers and psychrometers, recording or not, and any combination of these instruments	21	210	709	29.504
90261050	Level gauges for motor vehicles	477	2.669	22.341	130.442
90261090	Instruments and apparatus for measuring or checking the flow or level of liquids, other than level gauges for motor vehicles	2.284	13.015	26.195	263.511
90262050	Pressure gauges for motor vehicles	3.901	21.072	142.986	1.077.497
90262090	Instruments and apparatus for measuring or checking pressure, other than pressure gauges for motor vehicles	4.329	20.044	375.337	787.356
90268000	Instruments & apparatus for measuring/checking the variables of liquids/gases (e.g. flow meters, manometers, heat meters), excl. those of heading 9014, 9015, 9028 or 9032, n.e.c. in heading 9026	1.686	8.210	277.736	1.589.018
90269000	Parts and accessories of instruments and apparatus for measuring or checking the flow, level, pressure or other variables of liquids or gases, excl. those of heading 9014, 9015, 9028 or 9032	3.433	10.457	294.171	638.544
90271000	Gas or smoke analysis apparatus	1.494	6.019	214.431	478.228
90272000	Chromatographs and electrophoresis instruments	293	617	89.163	105.096
90273000	Spectrometers, spectrophotometers and spectrographs using optical radiations (UV, visible, IR)	39	458	16.650	147.520
90275000	Instruments and apparatus using optical radiations (UV, visible, IR) other than spectrometers, spectrophotometers and spectrographs	3.775	11.729	790.050	2.178.371
90278100	Mass spectrometers	-	10	-	169
90278910	Exposure meters	-	1	-	1.463
90278990	Instruments & apparatus for physical/chemical analysis, for measuring viscosity, porosity, expansion, surface tension etc., or for measuring quantities of heat, sound/light; n.e.c. in heading 9027	37.965	189.079	5.117.014	24.742.917
90279000	Microtomes; parts and accessories	232.747	810.909	2.313.162	9.906.487
90281090	Gas meters, other than a kind mounted on gas containers	17	44	193	7.066
90282020	Water meters	257.158	827.345	4.133.531	12.705.726
90282090	Liquid meters, other than water meters	0	12.539	2	1.275.907
90283010	Kilowatt-hour meters	63.780	231.544	3.514.826	12.996.193
90283090	Electricity meters, other than kilowatt-hour meters	38	623	1.828	24.777
90289010	Parts and accessories of water meter housings or bodies	222	771	40.030	184.843
90289090	Parts and accessories of gas, liquid or electricity supply or production meters, other than water meter housings or bodies	17.676	78.479	1.147.709	4.215.953
90291020	Taximeters	197	1.955	18.572	174.055
90291090	Revolution counters, production counters, mileometers, pedometers and the like, other than taximeters	806	5.341	87.294	617.284
90292010	Speedometers for motor vehicles	37.439	172.615	2.360.957	9.583.578
90292020	Tachometers for motor vehicles	4.697	23.907	217.130	1.153.911
90292090	Speed indicators and tachometers (other than for motor vehicles); stroboscopes	50.657	163.866	2.576.863	9.213.431

Tabel 3 : Ekspor Indonesia menurut Komoditi (Kode HS 8 digit)

Mei 2023

Kode H S	Uraian golongan barang	Berat bersih (Kg)		Nilai F.O.B. (U S \$)	
		Bulan ini	Kumulatif	Bulan ini	Kumulatif
(1)	(2)	(3)	(4)	(5)	(6)
90299010	Parts and accessories of goods of subheading 902910; parts and accessories of stroboscopes of subheading 902920	367	1.728	44.553	199.119
90299020	Parts and accessories of speed indicators and tachometers of subheading 902920	23.541	101.393	673.491	2.902.929
90301000	Instruments and apparatus for measuring or detecting ionising radiations	405	762	76.363	149.260
90302000	Oscilloscopes and oscillographs	25	60	495	20.412
90303100	Multimeters without a recording device	173	427	10.544	27.016
90303200	Multimeters with a recording device	1	369	65	65.615
90303310	Instruments and apparatus for measuring or checking voltage, current, resistance or power on printed circuit boards/printed wiring boards or printed circuit assemblies; without a recording device	4	52	24	5.245
90303320	Impedance-measuring instruments and apparatus, apparatus for testing electrostatic control equipment and electrostatic grounding devices/fixtures; without a recording device	-	15	-	220
90303390	Instruments & apparatus, for measuring/checking voltage, current, resistance/power (oth than those for measuring/checking semiconductor wafers/devices); w/o a recording device, n.e.c. in heading 9030	3.731	15.385	692.559	2.704.605
90303900	Instruments & apparatus, for measuring/checking voltage, current, resistance/power (oth than those for measuring/checking semiconductor wafers/devices); w/ a recording device, n.e.c. in heading 9030	42	16.168	8.867	242.060
90304000	Instruments and apparatus, specially designed for telecommunications (for example, cross-talk meters, gain measuring instruments, distortion factor meters, psophometers), n.e.c. in heading 9030	114	2.000	127.693	401.230
90308290	Instruments and apparatus for measuring or checking semiconductor wafers or devices (including integrated circuits), other than wafer probers	-	1.347	-	612.602
90308410	Instruments and apparatus, with a recording device, for measuring or checking electrical quantities on printed circuit boards/printed wiring boards and printed circuit assemblies	-	7	-	346
90308490	Instruments and apparatus for measuring or checking electrical quantities, excluding meters of heading 9028, with a recording device, n.e.c. in heading 9030	-	181	-	24.652
90308990	Instruments and apparatus for measuring or checking electrical quantities, excluding meters of heading 9028, without a recording device, n.e.c. in heading 9030	93	2.020	14.185	1.310.290
90309010	Parts and accessories (including printed circuit assemblies) of goods of subheading 903040 or 903082	2.618	4.597	1.390.089	2.719.283
90309030	Parts and accessories of optical instruments and appliances for measuring or checking printed circuit boards/printed wiring boards and printed circuit assemblies	334	851	2.140	15.596
90309040	Parts and accessories of other instruments and apparatus for measuring or checking electrical quantities on printed circuit boards/printed wiring boards and printed circuit assemblies	1.372	3.692	152.849	465.568
90309090	Parts&accessories of instruments&apparatus for measuring/checking electrical quantities n.e.c. in heading 9030, parts&accessories of instruments&apparatus for measuring/detecting ionising radiations	291	3.300	16.633	246.646
90311000	Machines for balancing mechanical parts	-	52	-	10.079
90312000	Test benches	13	15	2.742	16.515

Tabel 3 : Ekspor Indonesia menurut Komoditi (Kode HS 8 digit)

Mei 2023

Kode H S	Uraian golongan barang	Berat bersih (Kg)		Nilai F.O.B. (U S \$)	
		Bulan ini	Kumulatif	Bulan ini	Kumulatif
(1)	(2)	(3)	(4)	(5)	(6)
90314100	Optical instruments & appliances for inspecting semiconductor wafers/devices (include integrated circuits)/for inspecting photomasks/reticles used in manufacturing semiconductor devices (include IC)	-	170	-	932
90314910	Optical instruments and appliances for measuring surface particulate contamination on semiconductor wafers	1	42	120	16.067
90314920	Optical error verification and repair apparatus for printed circuit boards/printed wiring boards and printed circuit assemblies	-	158	-	44.798
90314930	Optical instruments and appliances for measuring or checking printed circuit boards/printed wiring boards and printed circuit assemblies	-	250	-	3.502
90314990	Optical instruments and appliances for other purpose nor elsewhere classified in subheading 903149	3.173	16.661	1.962.325	9.709.734
90318010	Cable testers	447	1.506	30.136	97.610
90318090	Non optical measuring or checking instruments, appliances and machines, other than cable testers	41.255	449.949	2.084.644	7.739.795
90319030	Parts&acc incl PCA of optical instr&appl for inspecting semiconductor wafer/device/for inspecting mask,photomask/reticle used in mfg semiconductor device;part&acc of optical instr&appl for measuring surface particulate contamination on semiconductor wafer	0	121	8	14.103
90319050	Parts & accessories of other optical instruments and appliances for measuring or checking printed circuit boards/printed wiring boards and printed circuit assemblies	-	1	-	237
90319090	parts and accessories, not elsewhere clasified in subheading 903190	3.582	18.398	371.010	2.687.850
90321000	Thermostats	13.509	74.905	540.322	2.759.252
90328100	Hydraulic or pneumatic	182	5.229	3.665	33.009
90328910	Instrument&apparatus incorporating or working in conjunction w/ automatic data processing machine,for automatically regulating or controlling the propulsion, ballast or cargo handling systems of ships	-	328	-	25.297
90328920	Automatic instruments and apparatus for regulating or controlling chemical or electrochemical solutions in the manufacture of PCB/PWB/PCBA	-	23	-	2.348
90328931	Automatic regulating voltage units (stabilisers)	3.769	14.861	135.374	493.932
90328939	Automatic regulating or controlling instruments and apparatus, electrically operated, not elsewhere classified in subheading 903289	52.933	195.267	4.095.831	15.379.671
90328990	Automatic regulating or controlling instruments and apparatus, not elsewhere clasified in subheading 903289, non electrically operated	30.933	130.579	2.221.741	9.649.714
90329010	Parts & accessories of instruments & apparatus incorporating/working in conjunction with computer,for automatically regulating/controlling the propulsion,ballast/cargo handling systems of ships	-	60	-	19.220
90329090	Parts and accessories, not elsewhere classified in subheading 903290	11.268	46.854	461.934	2.134.128
90330000	Parts and accessories (not specified or included elsewhere in this Chapter) for machines, appliances, instruments or apparatus of Chapter 90	36.698	212.412	770.455	4.183.353
91011100	Wrist-watches, electrically operated, whether or not incorporating a stop-watch facility, with mechanical display only	259	1.520	179.911	600.017
91011900	Wrist-watches, electrically operated, whether or not incorporating a stop-watch facility, without mechanical display only	29	73	4.962	41.882
91012100	Wrist-watches, non-electrically operated, whether or not incorporating a stop-watch facility, with automatic winding	130	448	2.416	100.314

Tabel 3 : Ekspor Indonesia menurut Komoditi (Kode HS 8 digit)

Mei 2023

Kode H S	Uraian golongan barang	Berat bersih (Kg)		Nilai F.O.B. (U S \$)	
		Bulan ini	Kumulatif	Bulan ini	Kumulatif
(1)	(2)	(3)	(4)	(5)	(6)
91012900	Wrist-watches, non-electrically operated, whether or not incorporating a stop-watch facility, without automatic winding	26	541	4.695	103.858
91019100	Pocket-watches and other watches, including stop-watches, with case of precious metal or of metal clad with precious metal, electrically operated	9	11	604.590	732.980
91019900	Pocket-watches and other watches, including stop-watches, with case of precious metal or of metal clad with precious metal, non-electrically operated	36	349	31.675	80.934
91021100	Wrist-watches other than those of heading 9101, electrically operated, whether or not incorporating a stop-watch facility, with mechanical display only	96	472	25.975	471.051
91021200	Wrist-watches other than those of heading 9101, electrically operated, whether or not incorporating a stop-watch facility, with opto-electronic display only	68	975	84.875	284.023
91021900	Wrist-watches other than those of heading 9101, electrically operated, whether or not incorporating a stop-watch facility, without mechanical or opto-electronic display	3.225	20.894	6.718	98.236
91022100	Wrist-watches other than those of heading 9101, non-electrically operated, whether or not incorporating a stop-watch facility, with automatic winding	29	43	1.116	38.130
91022900	Wrist-watches other than those of heading 9101, non-electrically operated, whether or not incorporating a stop-watch facility, without automatic winding	265	809	288.778	1.336.759
91029100	Pocket-watches and other watches, including stop-watches, other than those of heading 9101, electrically operated	1	2	90	90
91029900	Pocket-watches and other watches, including stop-watches, other than those of heading 9101, non-electrically operated	92	912	120.319	644.709
91031000	Clocks with watch movements, excluding clocks of heading 9104, electrically operated	-	7	-	8.963
91039000	Clocks with watch movements, excluding clocks of heading 9104, non-electrically operated	0	0	13	13
91051900	Alarm clocks, non-electrically operated	9	474	298	2.028
91052100	Wall clocks, electrically operated	503	1.044	637	2.086
91052900	Wall clocks, non-electrically operated	4	5.167	6	11.220
91059190	Clocks excluding alarm clocks or wall clocks, electrically operated, other than marine chronometers	-	10	-	7
91059990	Clocks excluding alarm clocks or wall clocks, non-electrically operated, other than marine chronometers	25	51	306	556
91061000	Time-registers; time-recorders	9.531	61.229	681.113	4.301.305
91069090	Time, with clock or watch movement or with synchronous motor, other than time-registers or time-recorders or parking meters	4.405	19.677	455.605	2.190.753
91070000	Time switches with clock or watch movement or with synchronous motor	1.373	5.048	75.389	281.836
91082000	Watch movements, complete and assembled with automatic winding	141	280	3.250	6.624
91089000	Watch movements, complete and assembled without automatic winding, non-electronic operated	-	0	-	53
91099000	Clock movements, complete and assembled, non-electrically operated	-	1	-	148
91109000	Complete clock movements, unassembled or partly assembled (movement sets); incomplete clock movements, assembled; rough clock movements	-	1	-	757
91119000	Parts of watch cases	-	6	-	141
91122000	Clock cases and cases of a similar type for other goods of this Chapter	-	0	-	11
91129000	Parts of clock cases and cases of a similar type for other goods of this Chapter	31	156	1.126	11.127

Tabel 3 : Ekspor Indonesia menurut Komoditi (Kode HS 8 digit)

Mei 2023

Kode H S	Uraian golongan barang	Berat bersih (Kg)		Nilai F.O.B. (U S \$)	
		Bulan ini	Kumulatif	Bulan ini	Kumulatif
(1)	(2)	(3)	(4)	(5)	(6)
91132000	Watch straps, watch bands and watch bracelets, and parts thereof, of base metal, whether or not gold- or silver-plated	-	0	-	80
91139000	Watch straps, watch bands and watch bracelets, and parts thereof, other than of precious metal or of metal clad with precious metal or of base metal, whether or not gold- or silver-plated	187	1.322	17.188	447.732
91149000	Parts for clock or watch parts, not else where clasified in heading 91	352	1.351	6.768	52.696
92011000	Upright pianos, including automatic pianos; harpsichords and other keyboard stringed instruments	573.622	3.081.109	5.973.625	29.674.046
92012000	Grand pianos, including automatic pianos; harpsichords and other keyboard stringed instruments	124.698	943.864	2.258.238	15.902.503
92019000	Pianos other than upright pianos or grand pianos, including automatic pianos; harpsichords and other keyboard stringed instruments	34	361	802	12.632
92021000	String musical instruments (for example, guitars, violins, harps), played with a bow	2.771	7.045	284.672	1.027.314
92029000	String musical instruments (for example, guitars, violins, harps), played with other than a bow	180.903	702.738	5.172.219	23.289.280
92051000	Brass-wind musical instruments (for example, keyboard pipe organs, accordions, clarinets, trumpets, bagpipes), other than fairground organs and mechanical street organs	72	96	367	1.007
92059010	Keyboard pipe organs; harmoniums and similar keyboard instruments with free metal reeds	-	52	-	1.054
92059090	Non brass-wind musical instruments, other than fairground organs and mechanical street organs or keyboard pipe organs, or harmoniums and similar keyboard instruments with free metal reeds	114.370	447.933	5.230.906	21.103.480
92060000	Percussion musical instruments (for example, drums, xylophones, cymbals, castanets, maracas)	170.990	761.633	649.065	1.959.465
92071000	Keyboard instruments, other than accordions, the sound of which is produced, or must be amplified, electrically (for example, organs, guitars)	1.420.554	5.901.149	16.762.494	69.367.641
92079000	Musical instruments excluding keyboard instrument, other than accordions; the sound of which is produced, or must be amplified, electrically (for example, organs, guitars, accordions)	607.832	2.503.395	16.237.156	74.102.212
92081000	Musical boxes	-	13	-	495
92089010	Decoy calls of all kinds; whistles, call horns and other mouth-blown sound signalling instruments	2.310	3.545	1.320	2.240
92089090	Fairground organs, mechanical street organs, mechanical singing birds, musical saws and other musical instruments not falling within any other heading of this Chapter	29	1.042	195	7.553
92093000	Musical instrument strings	297	1.180	22.790	117.585
92099110	Strung backs, keyboards and metal frames for upright pianos	119.353	593.371	924.149	4.288.842
92099190	Parts and accessories for pianos other than strung backs, keyboards and metal frames for upright pianos	126.860	572.647	988.521	4.496.181
92099200	Parts and accessories for other musical instruments (for example guitars, violins, harps)	697	4.308	41.035	141.487
92099400	Parts and accessories for the musical instruments, the sound of which is produced, or must be amplified, electrically (for example, organs, guitars, accordions)	268.189	835.500	2.385.131	7.851.836
92099900	Metronomes, tuning forks and pitch pipes of all kinds; - Of watches ; - - Parts and accessories for pianos	51.014	255.836	1.234.321	5.824.319
93019000	Military weapons, other than revolvers, pistols and the arms of heading 9307, 930110,930120	-	905	-	217.580
93020000	Revolvers and pistols, other than those of heading 9303 or 9304	-	1.952	-	200.922
93033090	Other sporting or target-shooting rifles	-	1	-	41

Tabel 3 : Ekspor Indonesia menurut Komoditi (Kode HS 8 digit)

Mei 2023

Kode H S	Uraian golongan barang	Berat bersih (Kg)		Nilai F.O.B. (U S \$)	
		Bulan ini	Kumulatif	Bulan ini	Kumulatif
(1)	(2)	(3)	(4)	(5)	(6)
93039090	Very pistols and other devices designed to project only signal flares, pistols and revolvers for firing blank ammunition, captive-bolt humane killers, line-throwing guns	-	19	-	1.534
93059919	Parts and accessories of goods of subheading 93040090; Of other than leather or of textile material	1	3	41	160
93069090	other ammunition and projectiles and parts thereof, including shot and cartridge wads	-	10.934	-	1.710.300
93070000	Swords, cutlasses, bayonets, lances and similar arms and parts thereof and scabbards and sheaths therefor	11	297	454	4.713
94011000	Seats of a kind used for aircraft, whether or not convertible into beds	325	428	8.389	10.379
94012010	Seats of a kind used for vehicles of heading 8702, 8703 or 8704, whether or not convertible into beds	73.274	227.395	1.182.551	3.846.691
94012090	Seats of a kind used for vehicles other than of heading 8702, 8703 or 8704, whether or not convertible into beds	16.802	33.616	277.387	650.683
94013100	Swivel seats with variable height adjustment of wood, whether or not convertible into beds	84	2.772	1.671	26.585
94013900	Swivel seats with variable height adjustment of other than wood, whether or not convertible into beds	573	4.368	3.920	17.756
94014100	Seats other than garden seats or camping equipment, convertible into beds; of wood	-	11	-	603
94014900	Seats other than garden seats or camping equipment, convertible into beds; of other than wood	8.902	28.197	35.316	110.788
94015200	Seat of bamboo	12.098	17.511	42.886	67.598
94015300	Seat of rattan	796.136	4.458.856	5.319.257	24.828.809
94015900	Seats of cane, osier, or similar materials but other than bamboo or rattan	153.312	876.649	2.142.977	10.937.640
94016100	Seats, with wooden frames ; upholstered	618.951	2.649.873	4.590.182	20.110.833
94016910	Seats, with wooden frames ; With backrest and/or the seat made of rattan	314.019	1.379.838	1.730.312	8.217.653
94016990	Seats, with wooden frames ; With backrest and/or the seat made of other than rattan	5.496.172	28.352.473	31.860.042	169.738.441
94017100	Other seats, with metal frames; upholstered	127.131	706.105	1.635.892	7.898.701
94017910	Other seats, with metal frames; With backrest and/or the seat made of rattan	111.131	537.548	651.969	3.136.852
94017990	Other seats, with metal frames; With backrest and/or the seat made of other than rattan	215.189	1.824.053	3.065.724	18.662.799
94018000	seats, with frames other than of metal or wood	85.947	450.734	1.130.660	4.877.383
94019100	Seats parts of wood	47.645	218.147	235.209	1.348.680
94019910	Part of seats of subheading 94011000	558	2.192	26.010	108.046
94019921	Part seats ; headrest stiffeners and armrests for seats of subheading 94012010	2.206	3.906	19.561	48.080
94019929	Part seats of subheading 940120 ; other than headrest stiffeners and armrests for seats of subheading 94012010	442.822	2.279.757	2.607.833	14.064.488
94019930	Part of seats of subheading 94013100 and 94013900	1	11	25	90
94019991	Seats Part of plastic for subheading 940141 to 940180	108.148	787.112	919.618	6.071.758
94019999	Seats Part of other than plastic for subheading 940141 to 940180	107.555	400.709	563.602	1.574.579
94021010	Dentists' chairs and parts thereof, having rotating as well as both reclining and elevating movements	-	11	-	62
94021030	Barbers' or similar chairs and parts thereof, having rotating as well as both reclining and elevating movements	1.960	2.415	1.600	3.211
94029011	Commodore furniture, Furniture specially designed for medical, surgical or veterinary purposes	-	501	-	4.986
94029012	Operating tables, electrically operated, Furniture specially designed for medical, surgical or veterinary purposes	-	456	-	15.814
94029014	Examination tables, Furniture specially designed for medical, surgical or veterinary purposes	-	300	-	1.200
94029015	Hospital beds, Furniture specially designed for medical, surgical or veterinary purposes	182.955	894.525	1.009.807	5.000.198

Tabel 3 : Ekspor Indonesia menurut Komoditi (Kode HS 8 digit)

Mei 2023

Kode H S	Uraian golongan barang	Berat bersih (Kg)		Nilai F.O.B. (U S \$)	
		Bulan ini	Kumulatif	Bulan ini	Kumulatif
(1)	(2)	(3)	(4)	(5)	(6)
94029019	Furniture specially designed for medical, surgical or veterinary purposes ; other than operating table, examination tables, hospital beds or commodes	598	1.101	559	3.016
94029090	Parts thereof ; furniture specially designed for medical, surgical or veterinary purposes	110.863	393.214	791.939	2.842.177
94031000	Metal furniture of a kind used in offices	74.728	463.117	731.669	4.534.291
94032010	Fume cupboards of metal	29.769	151.303	131.886	711.545
94032090	Metal furniture other than fume cupboards, not used in offices	492.756	2.424.319	4.460.131	19.872.807
94033000	Wooden furniture of a kind used in offices	627.706	2.870.862	1.803.130	7.783.530
94034000	Wooden furniture of a kind used in the kitchen	2.934.359	12.683.918	6.613.107	28.731.995
94035000	Wooden furniture of a kind used in the bedroom	3.771.316	17.144.446	15.868.342	71.975.983
94036010	Fume cupboards of wood, not used in offices or kitchen or bedroom	475.069	2.571.491	1.868.765	8.369.790
94036090	Wooden furniture other than fume cupboards of wood, not used in offices or kitchen or bedroom	17.010.432	76.359.353	62.101.221	297.377.982
94037010	Baby walkers of plastics	-	166	-	948
94037020	Fume cupboards of plastics	61	181	3.302	5.333
94037090	Furniture of plastics other than baby walkers and fume cupboards	106.735	633.908	1.362.328	7.319.662
94038200	Furniture of bamboo	65.959	284.237	109.109	520.950
94038300	Furniture of rattan	347.418	1.585.219	2.219.975	10.783.557
94038910	Fume cupboards of other materials, including cane, osier, or similar materials	4.600	13.682	14.809	59.263
94038990	Furniture other than fume cupboards, of other materials, including cane, osier, or similar materials	94.767	1.268.159	1.129.544	11.905.222
94039100	Parts of furniture of wood	728.214	3.295.943	2.207.642	11.563.173
94039910	Parts of baby walkers of plastics	-	6.153	-	30.569
94039990	Parts of furniture other than baby walkers of plastics, excluding of wood	104.511	288.130	615.143	1.802.697
94041000	Mattress supports	137.505	679.828	667.933	2.879.292
94042110	Mattresses of cellular rubber, whether or not covered	746.315	5.195.063	3.495.604	20.982.254
94042120	Mattresses of cellular plastics, whether or not covered	4.931.687	15.164.126	20.839.111	63.935.240
94042910	Spring mattresses	2.757.468	12.833.917	6.642.407	32.341.346
94042920	Mattresses hyperthermia/hypothermia type, of other materials excluding cellular rubber or plastics, other than spring mattresses	5.604	5.886	23.409	24.738
94042990	Mattresses of other materials excluding cellular rubber or plastics, other than spring mattresses or huperthermia/hypothemia type	1.149.544	4.235.123	4.204.345	14.553.377
94043000	Sleeping bags	2.588	12.103	61.155	402.014
94044000	Quilts, bedspreads, eiderdowns and duvets (comforters)	3.814	24.218	54.020	261.524
94049000	Articles of bedding&similar furnishing excl mattresses,sleeping bag,quilts,eiderdown&duvets,fitted with spings/stuffed/internally fitted w/ any material/of cellular rubber/plastics,whether/not covered	169.598	937.320	1.840.363	9.814.627
94051191	Spotlights, designed for use solely with LED light sources, not used for lighting public open spaces or thoroughfares	1.877	2.193	30.682	32.900
94051199	Chandelier&oth electric ceiling/wall lighting fitting,excl those of used for lighting public open space/thoroughfare,used for solely w/ LED light source,oth than luminaire for operating room/spotlight	203.196	813.173	1.150.887	5.100.741
94051991	Spotlights, designed for use not with LED light sources, not used for lighting public open spaces or thoroughfares	-	165	-	1.053
94051999	Chandelier&oth electric ceiling/wall lighting fitting,excl those of used for lighting public open space/thoroughfare,not w/ LED light source, oth than luminaire for operating room/spotlight/luminaires w/ fluorescent lamp	1.821	10.635	20.955	117.565
94052110	Electric table, desks, bedside or floor-standing luminaires for operating rooms, designed for use solely with light-emitting diode (LED) light sources	-	115	-	1.053

Tabel 3 : Ekspor Indonesia menurut Komoditi (Kode HS 8 digit)

Mei 2023

Kode H S	Uraian golongan barang	Berat bersih (Kg)		Nilai F.O.B. (U S \$)	
		Bulan ini	Kumulatif	Bulan ini	Kumulatif
(1)	(2)	(3)	(4)	(5)	(6)
94052190	Electric table, desks, bedside or floor-standing luminaires not for operating rooms, designed for use solely with light-emitting diode (LED) light sources	8.034	53.792	38.253	308.479
94052990	Electric table, desks, bedside or floor-standing luminaires not for operating rooms, designed for use not solely with light-emitting diode (LED) light sources	1.496	6.675	28.665	107.051
94053100	Lighting strings of a kind used for Christmas trees, designed for use solely with light-emitting diode (LED) light sources	-	12	-	20
94054110	Searchlights, photovoltaic, designed for use solely with light-emitting diode (LED) light sources	3.235	19.016	234.145	1.334.679
94054120	Spotlights other than searchlight, photovoltaic, designed for use solely with light-emitting diode (LED) light sources	346	448	5.078	6.974
94054130	Non-flashing aerodrome beacons; lamps for railway rolling stock, locomotives, aircraft, ships or lighthouses, of base metal, photovoltaic, designed for use solely with LED light sources	-	12	-	615
94054140	Electric luminaire&lighting fitting,used for lighting public open spaces/thoroughfares;oth exterior lighting,oth than HS 94054110-94054130	4.106	124.292	39.402	596.036
94054190	Electric luminaires and lighting fittings, photovoltaic, designed for use solely with LED light sources, n.e.c in subheading 940541	1.626	71.225	25.024	960.159
94054210	Searchlights, non photovoltaic, designed for use solely with light-emitting diode (LED) light sources	-	43	-	376
94054220	Spotlights other than searchlight, non photovoltaic, designed for use solely with light-emitting diode (LED) light sources	1.100	1.935	12.858	23.246
94054230	Non-flashing aerodrome beacons; lamps for railway rolling stock, locomotives, aircraft, ships or lighthouses, of base metal, non photovoltaic, designed for use solely with LED light sources	-	0	-	29
94054240	Pilot lamps with fittings for electro-thermic domestic appliances of heading 8516; non photovoltaic, designed for use solely with LED light sources	44.048	80.767	535.593	971.959
94054250	Electric luminaire&lighting fitting,used for lighting public open spaces/thoroughfares, non photovoltaic, designed for use solely with LED light source; other than HS 94054210-94054240	5	68	67	858
94054260	Exterior lighting, of a kind not used for lighting public open spaces/throughfares; non photovoltaic, designed for use solely with LED light sources	115	2.301	2.570	55.914
94054290	Electric luminaires & lighting fittings, non photovoltaic, designed for use solely with LED light sources, n.e.c. subheading 940542	11.328	32.599	98.222	655.923
94054910	Searchlights, designed for use not only with with light-emitting diode (LED) light sources	-	2.343	-	10.358
94054920	Spotlights other than searchlights, designed for use not only with with light-emitting diode (LED) light sources	-	122	-	6.649
94054930	Non-flashing aerodrome beacons; lamps for railway rolling stock, locomotives, aircraft, ships/lighthouses, of base metal; designed for use not only with with light-emitting diode (LED) light sources	-	2	-	14.439
94054940	Pilot lamps with fittings for electro-thermic domestic appliances of heading 8516; designed for use not only with with light-emitting diode (LED) light sources	42.255	130.968	682.927	2.140.342
94054960	Exterior lighting, of a kind not used for lighting public open spaces/throughfares; designed for use not only with LED light sources	-	1.825	-	2.880
94054990	Electric luminaires & lighting fittings, designed for use not only with LED light sources, other than n.e.c subheading 940549	2.389	38.034	68.061	244.810

Tabel 3 : Ekspor Indonesia menurut Komoditi (Kode HS 8 digit)

Mei 2023

Kode H S	Uraian golongan barang	Berat bersih (Kg)		Nilai F.O.B. (U S \$)	
		Bulan ini	Kumulatif	Bulan ini	Kumulatif
(1)	(2)	(3)	(4)	(5)	(6)
94055011	Non-electrical luminaires and lighting fittings, of oil-burning type, of brass of a kind used for religious rites	268	1.557	9.420	51.536
94055019	Non-electrical luminaires and lighting fittings, of oil-burning type, of other than brass of a kind used for religious rites	10.200	13.152	30.600	64.443
94055040	Hurricane lamps, non-electric	-	7.803	-	39.176
94055090	Non-electrical luminaires and lighting fittings, other of oil-burning type or hurricane lamps or miners' lamps and quarrymen's lamps	1.807	9.958	18.256	102.427
94056110	Warning signs, street name signs, road and traffic signs, designed for use solely with LED light sources	-	0	-	1
94056190	Illuminated signs, illuminated name-plates and the like, designed for use solely with LED light sources, other than warning signs, street name signs, road and traffics signs	-	3.450	-	70.561
94056910	Warning signs, street name signs, road and traffic signs, designed for use not solely with LED light sources	-	8	-	100
94056990	Illuminated signs, illuminated name-plates and the like, designed for use not solely with LED light sources, other than warning signs, street name signs, road and traffics signs	16.203	24.911	161.327	471.810
94059140	Parts for globes or chimneys of glass	20	118	15	637
94059190	Parts for luminaires and lighting fittings of glass, other than for luminaires for operating rooms or spotlights or globes or chimneys, or searchlights	15	56	237	3.078
94059290	Parts for luminaires and lighting fittings of plastics, other than for luminaires for operating rooms or spotlights or searchlights	7.730	22.931	276.887	395.890
94059910	Parts for lampshades of textile material	280	1.561	1.580	26.350
94059920	Parts for lampshades of other material	5.373	22.486	66.313	273.055
94059930	Parts of luminaires of subheading 94055011 or 94055019, of other materials excluding glass or plastics	103	123	1.549	1.568
94059940	Parts for searchlights or spotlights, of other materials excluding glass or plastics	47	2.160	7.101	144.462
94059950	Parts for luminaires and lighting fittings, other than lampshades or luminaires of subheading 94055011 or 94055019 or searchlights or spotlights; of ceramic or of metal	480	5.649	12.819	86.919
94059990	Parts for luminaires & lighting fittings, oth than lampshade/luminaire of subhead 94055011 or 94055019/searchlight/spotlight; of oth matherials excluding glass/plastics/ceramic/metal	23.017	83.092	349.258	1.153.895
94061090	Greenhouses of wood not fitted with mechanical or thermal equipment	93.730	549.985	152.523	948.696
94062090	Greenhouses not fitted with mechanical or thermal equipment, modular building units, of steel	45.000	53.070	100.000	104.327
94069011	Greenhouses fitted with mechanical or thermal equipment, of iron or of steel	130	1.396	940	12.418
94069019	Greenhouses fitted with mechanical or thermal equipment, of any materials other than of iron or of steel or of plastics	14.728	38.800	22.923	101.978
94069020	Prefabricated buildings other than greenhouses fitted with mechanical or thermal equipment, of plastics or of aluminium	5.081	5.265	18.273	24.528
94069030	Prefabricated buildings other than greenhouses fitted with mechanical or thermal equipment, of iron or of steel	440.051	1.564.839	542.398	2.034.773
94069040	Prefabricated buildings other than greenhouses fitted with mechanical or thermal equipment, of cement, of concrete or of artificial stone	-	135.300	-	271.766
94069090	Prefabricated buildings oth than greenhouses fitted with mechanical or thermal equipment, of any materials other than plastics or aluminium or iron or steel or cement or concrete or artificial stone	70.509	411.234	233.867	1.104.242
95030010	Tricycles, scooters, pedal cars and similar wheeled toys; dolls' carriages	28.235	128.095	187.666	615.394

Tabel 3 : Ekspor Indonesia menurut Komoditi (Kode HS 8 digit)

Mei 2023

Kode H S	Uraian golongan barang	Berat bersih (Kg)		Nilai F.O.B. (U S \$)	
		Bulan ini	Kumulatif	Bulan ini	Kumulatif
		(1)	(2)	(3)	(4)
95030021	Dolls, whether or not dressed	1.465.053	7.497.679	16.828.038	78.608.143
95030022	Garments and garment accessories; footwear and headgear for dolls	3.260	9.722	75.023	414.546
95030029	Parts and accessories for dolls other than garments and garment accessories; footwear and headgear	167.199	416.687	1.239.828	2.709.665
95030030	Electric trains, including tracks, signals and other accessories therefor	0	199	15	3.286
95030040	Reduced size ("scale") models and similar recreational models, working or not	288.366	1.067.106	4.373.150	17.993.034
95030050	Construction sets and constructional toys, other than electric trains or reduced size ("scale") models, of materials other than plastics	1.241	7.688	39.842	191.575
95030060	Stuffed toys representing animals or non-human creatures	1.031.645	4.064.443	15.402.250	63.545.228
95030070	Puzzles of all kinds	35	33.353	215	223.448
95030080	Portable interactive electronic educational devices primarily designed for children	0	0	10	10
95030091	Numerical, alphabetical or animal blocks or cut-outs; word builder sets; word making and talking sets; toy printing sets; toy counting frames (abaci); toy sewing machines; toy typewriters	59.343	100.326	322.888	449.402
95030093	Marbles	-	8	-	220
95030094	Toys, of rubber, other than HS 95030091-95030093	342	4.773	1.134	19.140
95030099	Toys not elsewhere classified in 9503	853.309	3.424.857	6.277.933	25.195.849
95042020	Tables for billiards of all kinds	5.995	14.279	8.493	23.933
95042030	Billiard chalks	1.981	10.004	12.131	77.645
95042090	Articles and accessories for billiards of all kinds other than tables or chalks	8.602	11.305	79.005	187.547
95043030	Games of chance that immediately return a monetary award; parts and accessories thereof	-	40	-	3.709
95043040	Pintables or slot machines other than games of chance, operated by coins, banknotes, bank cards, tokens or by any other means of payment, other than automatic bowling alley equipment	-	71	-	165
95043050	Games operated by coin, banknote, bank card, tokens or by any other means of payment, other than auto bowling alley equipment; other than game of chance/ pintables/slot machine, parts of wood, paper or plastic	-	70	-	462
95043090	Games, operated by coins, banknotes, bank cards, tokens or by any other means of payment, other than games of chance or pintables/slot machines, parts of wood, paper or plastics	9.668	54.335	248.764	1.180.325
95044000	Playing cards	2.429	4.785	198.178	518.031
95045010	Video game consoles and machines, other than those of subheading 950430, of a kind used with a television receiver	1.751	2.007	26.167	54.757
95045090	Video game consoles and machines, other than those of subheading 950430, of a kind used not with a television receiver	470	1.469	45.669	193.876
95049021	Darts and parts and accessories therefor, of wood, of paper or of plastics	-	16	-	50
95049029	Darts and parts and accessories therefor, of other than wood or paper or plastics	31	117	300	2.025
95049032	Tables designed for use with casino games, of wood or of plastics	5	122	180	1.387
95049033	Tables designed for use with casino games, of other than wood or plastics	3	3	3	3
95049039	Gambling equipment and paraphernalia other than tables designed for use with casino games or mahjong tiles, of other than wood or paper or plastics	-	421	-	1.301
95049092	Tables designed for games, of wood or of plastics	48	11.902	901	75.688
95049095	Parlour games, of wood, of paper or of plastics	-	111	-	7.417

Tabel 3 : Ekspor Indonesia menurut Komoditi (Kode HS 8 digit)

Mei 2023

Kode H S	Uraian golongan barang	Berat bersih (Kg)		Nilai F.O.B. (U S \$)	
		Bulan ini	Kumulatif	Bulan ini	Kumulatif
(1)	(2)	(3)	(4)	(5)	(6)
95049099	Parlour games, of materials other than wood, or paper or plastics	12.222	319.410	159.028	1.236.375
95051000	Articles for Christmas festivities	172.764	272.374	1.230.962	1.735.256
95059000	Festive, carnival or other entertainment articles, including conjuring tricks and novelty jokes other than for Christmas	13	8.207	489	63.984
95061900	Snow-ski equipment other than ski-fastenings (ski-bindings)	785	5.103	43.245	84.469
95062100	Sailboards	71	335	2.565	4.605
95062900	Water-skis, surf-boards and other water-sport equipment excluding sailboards	15.820	135.202	444.771	2.004.503
95063100	Golf clubs, complete	134	807	10.683	48.249
95063200	Golf balls	352.868	1.557.794	2.875.980	12.024.163
95063900	Golf equipment other than balls	7.316	14.542	68.627	128.636
95064010	Tables for table-tennis	662	1.255	2.063	5.383
95064090	Articles and equipment for table-tennis excluding tables	26	2.672	2.127	10.245
95065100	Lawn-tennis rackets, whether or not strung	33	332	1.674	3.789
95065900	Tennis, badminton or similar rackets, whether or not strung excluding lawn-tennis rackets	251	1.558	24.817	121.235
95066100	Lawn-tennis balls	17.507	116.254	172.846	1.065.817
95066200	Inflatable balls	147.769	921.615	1.864.011	10.623.412
95066900	Balls, other than golf balls and table-tennis balls excluding lawn-tennis balls or inflatable balls	7.316	42.911	119.943	817.837
95067000	Ice skates and roller skates, including skating boots with skates attached	-	882	-	3.284
95069100	Articles and equipment for general physical exercise, gymnastics or athletics	36.625	102.604	1.070.525	4.428.451
95069910	Bows (including crossbows) and arrows	32	75	870	2.286
95069920	Nets, cricket pads and shin guards	74	1.863	92	36.236
95069930	Shuttlecocks	1.391	7.303	71.668	302.635
95069990	Swimming pools and paddling pools	66.204	310.009	1.155.074	4.817.175
95071000	Fishing rods	25.510	130.192	3.163.468	16.496.650
95072000	Fish-hooks, whether or not snelled	9.724	119.386	597.715	7.613.237
95073000	Fishing reels	908	5.384	29.406	152.021
95079000	Line fishing tackle oth than fishing rods,fish-hooks,fishing reels; fish landing nets,butterfly nets&similar nets;decoy "birds" oth than those of heading 9208/9705 &similar hunting/shooting requisites	21.050	77.039	647.671	2.695.633
95082100	Amusement park rides; roller coasters	-	270	-	6.299
95082200	Amusement park rides; carousels, swings and roundabouts	-	1.375	-	1.375
95082900	Amusement park rides; other than roller coasters, carousels, swings and roundabouts, dodge'em cars, motion simulators and moving theatres, water rides	3	600	2	4.351
95083000	Fairground amusements, including shooting galleries	-	10	-	1.448
95084000	Travelling theatres	-	24	-	114
96011090	Worked ivory and articles of ivory; other than cigar or cigarette cases, tobacco jars, ornamental articles	-	1.488	-	7.710
96019011	Worked mother-of-pearl or tortoise-shell and articles of the foregoing' cigar or cigarette cases, tobacco jars, ornamental articles	16.117	158.792	196.864	953.702
96019012	Worked mother-of-pearl or tortoise-shell and articles of the foregoing; pearl nucleus	16	16	860	860
96019019	Worked mother-of-pearl or tortoise-shell and articles of the foregoing; other than cigar or cigarette cases, tobacco jars, ornamental articles, pearl nucleus	133	33.301	1.393	269.706
96019021	Worked capiz shells and articles of the foregoing; ornamental articles	669	1.556	9.681	34.595
96019029	Worked capiz shells and articles of the foregoing; other than ornamental articles	5	418	556	10.616

Tabel 3 : Ekspor Indonesia menurut Komoditi (Kode HS 8 digit)

Mei 2023

Kode H S	Uraian golongan barang	Berat bersih (Kg)		Nilai F.O.B. (U S \$)	
		Bulan ini	Kumulatif	Bulan ini	Kumulatif
(1)	(2)	(3)	(4)	(5)	(6)
96019099	Worked bone, horn, antlers, coral & oth animal carving material (excl.ivory,mother-of-pearl,tortoise-shell,capiz shell)&articles thereof; oth than cigar/cigarette cases,tobacco jars,ornamental articles	-	25.230	-	569.788
96020010	Gelatin capsules for pharmaceutical products	76.993	284.833	2.151.194	8.316.481
96020020	Cigar or cigarette cases, tobacco jars, ornamental articles from worked vegetable/mineral carving material/of wax, stearin, natural gums/natural resins/modelling pastes & other moulded/carved articles	-	1.290	-	2.970
96020090	Worked vegetable/mineral carving material,moulded/carved articles of wax,stearin,natural gums/natural resins/modelling pastes, worked unhardened gelatin (excl.HS3503)&articles thereof; n.e.c in HS9602	4.896	11.479	42.700	78.597
96031010	Brushes, consisting of twigs or other vegetable materials bound together, with or without handles	1.965	22.316	1.904	53.651
96031020	Brooms, consisting of twigs or other vegetable materials bound together, with or without handles	5.762.628	26.813.132	2.297.625	11.394.704
96032100	Tooth brushes, including dental-plate brushes	53.482	262.914	726.774	2.917.676
96032900	Shaving brushes, hair brushes, nail brushes, eyelash brushes and other toilet brushes for use on the person, including such brushes constituting parts of appliances; other than tooth brushes	11.226	96.084	121.649	880.502
96033000	Artists' brushes, writing brushes and similar brushes for the application of cosmetics	681	6.309	9.326	48.145
96034000	Paint, distemper, varnish or similar brushes (other than brushes of subheading 960330), paint pads and rollers	114.390	830.514	607.498	4.347.312
96035000	Brushes constituting parts of machines, appliances or vehicles; other than brushes of subheading 96321 to 960340)	59	213	3.835	6.193
96039010	Prepared knots and tufts for broom or brush making	41.000	179.500	66.399	204.342
96039020	Hand-operated mechanical floor sweepers, not motorised	152	378	252	926
96039040	Brushes; not elsewhere classified in heading 9603	245	2.646	898	27.897
96039090	Brooms (not elsewhere classified in heading 9603), mops and feather dusters, squeegees (other than roller squeegees)	30.057	153.836	131.004	666.750
96040010	Hand sieves and hand riddles; of metal	-	138	-	186
96040090	Hand sieves and hand riddles; of material other than metal	221	739	103	1.230
96050000	Travel sets for personal toilet, sewing or shoe or clothes cleaning	2.091	27.549	32.485	157.460
96061010	Press-fasteners, snap-fasteners and press-studs and parts thereof; of plastics	99	330	12.517	17.637
96061090	Press-fasteners, snap-fasteners and press-studs and parts thereof; of material other than plastics	118	13.504	11.550	46.798
96062100	Buttons; of plastics, not covered with textile material	749	2.750	14.537	73.459
96062200	Buttons; of base metal, not covered with textile material	50	1.776	684	63.453
96062900	Buttons; of plastics covered with textile material, or of base metal covered with textile material, or of materials other than plastic and base metal	4.940	27.987	108.424	452.639
96063010	Button moulds and other parts of buttons, button blanks; of plastics	67	99	33	754
96063090	Button moulds and other parts of buttons, button blanks; of material other than plastics	16.285	68.541	266.984	2.024.024
96071100	Slide fasteners; fitted with chain scoops of base metal	241	249.021	3.430	508.891
96071900	Slide fasteners; not fitted with chain scoops of base metal	18.289	76.111	290.421	1.190.902
96072000	Parts of slide fasteners	1.138.283	3.966.581	7.805.458	26.265.689
96081010	Ball point pens; having a body mainly of plastics	13.086	45.028	147.626	641.055
96081090	Ball point pens; other than those having a body mainly of plastics	20.338	69.095	310.117	1.037.713
96082000	Felt tipped and other porous-tipped pens and markers	28.613	112.221	227.712	1.007.509
96083020	Fountain pens	10	536	1.749	8.080
96083090	Stylograph pens and other pens (not elsewhere classified in heading 9608)	123	532	1.754	74.051

Tabel 3 : Ekspor Indonesia menurut Komoditi (Kode HS 8 digit)

Mei 2023

Kode H S	Uraian golongan barang	Berat bersih (Kg)		Nilai F.O.B. (U S \$)	
		Bulan ini	Kumulatif	Bulan ini	Kumulatif
(1)	(2)	(3)	(4)	(5)	(6)
96084000	Propelling or sliding pencils	142	788	6.296	23.112
96085000	Sets of articles from two or more of the subheading 960810 to 960840	67	261	783	2.132
96086010	Refills for ball point pens, comprising the ball point and ink-reservoir; of plastics	-	297	-	4.258
96086090	Refills for ball point pens, comprising the ball point and ink-reservoir; of materials other than plastics	234	1.165	10.837	58.761
96089190	Pen nibs and nib points; of materials other than gold or gold-plated	-	910	-	39.929
96089991	Parts of ball point pens, not elsewhere classified in heading 9608; of plastics	-	725	-	21.058
96089999	Parts of ball point pens (not elsewhere classified in heading 9608) of materials other than plastic, parts of propelling or sliding pencils, pen-holders, pencil-holders and similar holders	47	588	1.081	18.758
96091010	Black pencils, with leads encased in a sheath (other than pencils of heading 9608)	188.867	990.491	1.626.013	8.230.499
96091090	Pencils (other than pencils of heading 9608) and crayons, with leads encased in a sheath; other than black pencils	267.647	1.093.989	2.798.260	11.587.186
96092000	Pencil leads, black or coloured	28.963	111.723	114.759	561.833
96099010	Slate pencils for school slates	4	5	1	3
96099030	Pencils (other than pencils of heading 9608) and crayons, without leads encased in a sheath	3	107	6	211
96099091	Writing or drawing chalks	214.602	734.515	219.174	765.183
96099099	Pastels, drawing charcoals, and tailors' chalks	8.620	1.303.606	102.728	3.151.258
96100010	School slates	-	60	-	25
96100090	Slates and boards, with writing or drawing surfaces, whether or not framed; other than school slates	1.024.508	1.234.580	1.469.670	1.974.940
96110000	Date, sealing, or numbering stamps, and the like (hand operated, incl. devices for printing/embossing labels), hand-operated composing sticks & hand printing sets incorporating such composing sticks	87	438	3.067	14.481
96121010	Typewriter or similar ribbons, inked or otherwise prepared for giving impressions, whether or not on spools or in cartridges; of textile fabric	68.572	256.073	1.456.387	5.706.877
96121090	Typewriter or similar ribbons, inked or otherwise prepared for giving impressions, whether or not on spools or in cartridges; of materials other than textile fabric	5.379	17.117	84.830	280.133
96122000	Ink-pads, whether or not inked, with or without boxes	-	7	-	16
96131090	Pocket lighters, gas fuelled, non-refillable; of materials other than plastics	-	108	-	501
96132090	Pocket lighters, gas fuelled, refillable; of materials other than plastics	0	5	0	497
96138010	Piezo-electric lighters for stoves and ranges	-	14.469	-	78.809
96138090	Lighters, whether or not mechanical or electrical; other than gas fuelled pocket lighters, piezo-electric lighters for stoves and ranges, cigarette lighters or table lighters	0	20	4	5.210
96139010	Refillable cartridges or other receptacles, which constitute parts of mechanical lighters, containing liquid fuel or liquefied gases	341	341	19.267	19.267
96139090	Parts of lighters; other than flints, wicks, refillable cartridges or other receptacles, which constitute parts of mechanical lighters, containing liquid fuel or liquefied gases	340	340	879	879
96140010	Roughly shaped blocks of wood or root for the manufacture of smoking pipes	0	0	68	68
96140090	Smoking pipes (including pipe bowls) and cigar or cigarette holders, and parts thereof; other than roughly shaped blocks of wood or root for the manufacture of pipes	26	2.606	2.376	26.795
96151120	Combs, hair-slides and the like; of hard rubber	756	920	5.486	6.718
96151130	Combs, hair-slides and the like; of plastics	2.788	3.451	1.184	8.976
96151900	Combs, hair-slides and the like; of materials other than hard rubber and plastics	1.087	6.960	13.036	71.531

Tabel 3 : Ekspor Indonesia menurut Komoditi (Kode HS 8 digit)

Mei 2023

Kode H S	Uraian golongan barang	Berat bersih (Kg)		Nilai F.O.B. (U S \$)	
		Bulan ini	Kumulatif	Bulan ini	Kumulatif
		(1)	(2)	(3)	(4)
96159011	Decorative hair pins; of aluminium	-	8	-	13
96159013	Decorative hair pins; of plastics	-	7	-	5
96159019	Decorative hair pins; of materials other than aluminium, iron or steel, plastics	60	512	1.445	10.669
96159021	Parts of combs, hair-slides and the like, hair pins, curling pins, curling grips, hair-curlers and the like, other than those of heading 8516; of plastics	-	2	-	5
96159022	Parts of combs, hair-slides and the like, hair pins, curling pins, curling grips, hair-curlers and the like, other than those of heading 8516; of iron or steel	-	2.080	-	17.500
96159091	Hair pins (other than decorative), curling pins, curling grips, hair-curlers and the like, other than those of heading 8516; of aluminium	14	274	288	964
96159093	Hair pins (other than decorative), curling pins, curling grips, hair-curlers and the like, other than those of heading 8516; of plastics	-	1	-	11
96159099	Hair pins (other than decorative), curling pins, curling grips, hair-curlers and the like, other than those of heading 8516; of materials other than aluminium, iron or steel, plastics	1	10	14	130
96161010	Scent sprays and similar toilet sprays	4	19	28	75
96161020	Mounts and heads of scent sprays and similar toilet sprays	22.460	118.638	135.242	670.976
96162000	Powder-puffs and pads for the application of cosmetics or toilet preparations	1.144	3.918	13.427	52.234
96170010	Vacuum flasks and other vacuum vessels, complete	6.775	23.134	14.856	48.601
96170020	Parts vacuum flasks and other vacuum vessels, other than glass inners	-	60	-	40
96180000	Tailors' dummies and other lay figures; automata and other animated displays used for shop window dressing	2.976	23.995	139.660	911.115
96190011	Sanitary towels (pads) and tampons, napkins (diapers), napkin liners and similar articles); with an absorbent core of wadding of textile materials; disposable	22.658	49.842	117.108	411.001
96190012	Sanitary towels and tampons; of paper, paper pulp, cellulose wadding or webs of cellulose fibres; disposable	253.973	891.985	1.451.277	5.647.870
96190013	Baby napkins and pads for incontinence; of paper, paper pulp, cellulose wadding or webs of cellulose fibres; disposable	2.336.733	9.471.706	6.693.593	27.122.039
96190014	Napkins (diapers), napkin liners and similar articles other than sanitary towels/tampons and baby napkins/pads; of paper, paper pulp, cellulose wadding or webs of cellulose fibres; disposable	30.845	160.928	79.393	523.230
96190019	Sanitary towels (pads) and tampons, napkins (diapers), napkin liners and similar articles); of materials other than paper, paper pulp, cellulose wadding or webs of cellulose fibres; disposable	296.763	1.225.023	1.013.469	3.675.207
96190092	Sanitary towels (pads); not disposable	66	226	6.229	14.392
96190093	Sanitary tampons, napkins (diapers), napkin liners and similar articles other than sanitary towels (pads); knitted or crocheted; not disposable	-	14	-	59
96190099	Sanitary tampons, napkins (diapers), napkin liners and similar articles other than sanitary towels (pads); not knitted or crocheted; not disposable	6.661	21.551	29.051	70.290
96200010	Monopods, bipods, tripods and similar articles; of plastics	2.719	11.320	50.738	287.680
96200030	Monopods, bipods, tripods and similar articles; of iron and steel	3	150	15	1.210
96200040	Monopods, bipods, tripods and similar articles; of aluminium	153	497	9.986	35.164
96200050	Monopods, bipods, tripods and similar articles; of wood	23	83	1.941	5.887
96200090	Monopods, bipods, tripods and similar articles; of material other than plastics, carbon and graphite, iron and steel, aluminium, wood	363	1.095	2.837	19.782

Tabel 3 : Ekspor Indonesia menurut Komoditi (Kode HS 8 digit)

Mei 2023

Kode H S	Uraian golongan barang	Berat bersih (Kg)		Nilai F.O.B. (U S \$)	
		Bulan ini	Kumulatif	Bulan ini	Kumulatif
(1)	(2)	(3)	(4)	(5)	(6)
97012100	Paintings, drawings and pastels, executed entirely by hand, other than drawings of heading 4906 and other than hand-painted or hand-decorated manufactured articles; of an age exceeding 100 years	2.668	17.710	40.682	203.505
97012200	Mosaics; of an age exceeding 100 years	-	61	-	305
97012900	Collages and similar decorative plaques other than mosaics; of an age exceeding 100 years	394	1.698	4.233	37.893
97019100	Paintings, drawings and pastels, executed entirely by hand, other than drawings of heading 4906 and other than hand-painted or hand-decorated manufactured articles; of an age not exceeding 100 years	5.762	17.644	71.347	309.920
97019200	Mosaics; of an age not exceeding 100 years	139	396	1.795	404.685
97019900	Collages and similar decorative plaques other than mosaics; of an age not exceeding 100 years	13.838	26.498	222.625	486.147
97031000	Original sculpture and statuary, in any material; of an age exceeding 100 years	-	17	-	12
97039000	Original sculpture and statuary, in any material; of an age not exceeding 100 years	66.429	178.023	319.812	762.957
97040000	Postage or revenue stamps, stamp-postmarks, first-day covers, postal stationery (stamped paper), and the like, used or unused, other than those of heading 4907	-	134	-	5.296
97052200	Collections and collectors' pieces of zoological, botanical, mineralogical, anatomical or paleontological interest; extinct or endangered species and parts thereof	-	28	-	1.836
98016012	Sedan with body in assembled and painted, set value at least Rp150.000.000,00 other than those of subheading 9801.90; IKD	-	7	-	7.269
98017010	Motor vehicles for the transport of goods of heading 87.04 other than those of subheading 9801.90; of a g.v.w ≤ 5 tonnes; IKD	-	1	-	39
98019050	Chassis fitted with electric motor for propulsion, of heading 87.06; four-wheeled or more electric motor vehicle, only with battery electric motor for propulsion; IKD	-	73	-	8.895
98021000	Rotary internal combustion piston engine or reciprocating spark-ignition combustion piston engine or compression-ignition piston engine (diesel/semi diesel) of IKD motor vehicle	-	50	-	1.000
98022000	Gear boxes of IKD motor vehicle	20	26.020	100	8.149
98023000	Drive-axles of IKD motor vehicle	-	1.044	-	13.275
98042000	Bulb plate of non-alloy steel, w/ a height of < 80 mm & carbon weight of < 0.6%, not further worked than hot-rolled, hot-drawn or extruded, of ship, which is included in the tariff head 7216.50.19	-	18.495	-	16.418
98043000	Bulb plate of non-alloy steel, w/ a height of ≥ 80 mm & carbon weight of < 0.6%, not further worked than hot-rolled, hot-drawn or extruded, of ship, which is included in the tariff head 7216.50.99	-	21.915	-	22.921
98045000	Forged round bar of non-alloy steel with a carbon content of less than 0.6% by weight, of ship, which is included in the tariff heading 7214.10.11	-	30	-	1.248
98051000	Longitudinally Electric Resistance Welded (ERW) from stainless steel, containing by weight 16 to 18% of chromium and 10% to 15% of nickel, of ship, which is included in tariff heading 7306.11.10	-	73	-	384
98054010	Flanges with an inner diameter < 15 cm from stainless steel, containing by weight 16%-18% of chromium and 10%-15% of nickel, of ship, which is included in tariff heading 7307.21.10	-	151	-	370
98054030	Threaded elbows, curves & sleeves of stainless steel, with an inner diameter of < 15 cm w/ chromium content of 16-18% & nickel of 10%-15%, of ship, which is included in the tariff heading 7307.22.10	-	46	-	210

Tabel 3 : Ekspor Indonesia menurut Komoditi (Kode HS 8 digit)

Mei 2023

Kode H S	Uraian golongan barang	Berat bersih (Kg)		Nilai F.O.B. (U S \$)	
		Bulan ini	Kumulatif	Bulan ini	Kumulatif
		(1)	(2)	(3)	(4)
98072010	Extruded bars and rods of aluminium alloys, containing by weight 0.4% to 1.3% of silicone and 0.4% to 1.2% of manganese, of ship, which is included in tariff heading 7604.29.10	320	320	2.006	2.006
98074010	Pipe of aluminium, not alloyed, of ship, which is included in the tariff heading 7608.10.00	40	40	299	299
98087120	Diesel engine for the propulsion of vessel, with a power > 100 kW but ≤ 750 kW, which is included in tariff heading 8408.10.30	-	275	-	25
98087210	Parts of diesel engine for marine propulsion with power ≤ 22.38 kW used for insulating sound or heat, which is included in the tariff heading 8409.99.59	-	6	-	1.766
98087730	Vessel's booster system consisting of electrically operated propellers and motors, which is included in the tariff heading 8479.89.69	-	300	-	12.269
98087860	Water pipeline valve of globe valve type, of ship, which is included in tariff heading 8481.80.63	-	26.100	-	63.135
98087880	Gate valves, manually operated, of iron or steel, having inlet and outlet internal diameters of > 40 cm, of ship, which is included in tariff heading 8481.80.74	-	9	-	789
98092000	Internal communication system used in vessels, in the form of an electric sound amplifier set consisting of microphone, amplifier, loudspeaker & oth equipment, which is include in tariff head 8518.50.10	2	402	8	608
98093000	Valve control system panels for piping systems, operated hydraulically, pneumatically or electrically, with a voltage ≤ 1,000 volts, of ship, which is included in the tariff heading 8537.10.19	-	19.385	-	50.000
98095310	AC generator with an output ≤ 12.5 kVA, of ship, which is included in the tariff heading 8501.61.10	-	5.533	-	154.836
98102000	Emergency safety equipment consisting of masks, tubes and hoses, of ship, which is included in tariff heading 9020.00.90	-	5	-	47
98103010	Magnetic compass, gyro compass, and all other types of compass used for finding direction of the vessel, which is included in the tariff heading 9014.10.00	-	3	-	72
98103040	Marine navigation equipment for measuring / locating objects around the vessel by using signals from the transducer, which is included in the tariff heading 9014.80.11	-	87	-	95.054
98111000	Engine holder used as vibration damper for vessel's engine, made of plastic, which is included in the tariff heading 3926.90.99	56	89	1.834	3.626
98112000	Engine holder used as vibration damper for vessel's engine, made of vulcanised rubber, which is included in tariff heading 4016.99.59	-	3	-	28
99011000	Operating system software	14	14	88	88
99013000	Multimedia (audio, video or audio visual)	4	4	115	115
99014000	Supporting or driver data, including design for machinery system	-	3	-	500
99019000	Software and other digital product transmitted electronically oth than operating system or application or multimedia or supporting or driver data, include design for machinery system	15	31	1.455	1.566
99991000	Postal packages n.c.a.k	102.278	479.175	2.373.859	9.432.786
Total Ekspor		57.280.672.740	281.939.256.715	21.706.833.523	108.052.021.734

Sumber : dokumen PEB dan non PEB, diolah

Tabel 4. Ekspor Indonesia menurut Negara Tujuan

Mei 2023

Kode Negara	Negara Tujuan	Berat bersih / Net weight (Kg)		Nilai / Value F.O.B. (U S \$)	
		Bulan ini	Kumulatif	Bulan ini	Kumulatif
(1)	(2)	(3)	(4)	(5)	(6)
JP	Jepang	2.893.946.273	15.518.369.881	1.890.045.414	9.442.224.833
HK	Hong Kong	504.973.898	1.835.792.435	226.820.153	1.025.207.238
KR	Korea Selatan	2.219.634.755	15.536.826.321	784.384.473	4.369.939.156
TW	Taiwan	1.615.859.256	6.569.006.734	526.951.557	2.821.605.435
CN	Tiongkok	21.931.537.273	110.933.382.946	4.993.598.946	26.405.156.451
MN	Mongolia	199.277	917.156	971.671	4.536.912
MO	Makau	15.381	52.419	211.381	433.955
PG	Papua Nugini	14.006.161	80.385.009	16.358.688	83.520.496
TH	Thailand	1.355.298.057	7.244.986.450	732.222.148	3.124.331.469
SG	Singapura	1.590.219.782	7.533.122.754	1.053.280.667	5.299.424.757
PH	Filipina	3.420.915.880	15.905.178.624	968.330.133	4.661.583.646
MY	Malaysia	3.658.190.242	15.289.595.141	1.155.225.052	5.473.978.405
MM	Myanmar	89.258.333	396.070.139	69.425.751	378.757.887
KH	Kamboja	483.438.951	2.030.627.503	87.428.304	374.424.711
BN	Brunei Darussalam	123.849.816	496.668.271	20.123.616	85.396.894
LA	Laos	115.878	436.408	812.832	2.958.176
NP	Nepal	850.743	5.329.163	1.149.849	5.918.348
BT	Bhutan	39.661	460.458	2.262.089	5.585.761
VN	Vietnam	2.679.112.973	7.995.090.531	654.821.552	2.954.378.111
MV	Maladewa	1.514.564	6.392.874	3.281.052	14.848.531
IN	India	9.298.986.242	46.729.019.057	1.525.221.651	7.737.933.503
PK	Pakistan	689.343.913	2.029.028.273	290.424.732	1.179.123.870
BD	Bangladesh	887.363.654	7.520.006.728	168.114.503	1.347.324.953
LK	Sri Lanka	41.026.129	201.092.794	26.068.520	126.985.377
AF	Afganistan	159.819	1.189.398	242.762	1.526.449
IQ	Irak	13.586.759	127.280.592	16.293.411	129.039.038
IR	Iran	8.370.824	67.486.761	12.870.174	76.163.929
SA	Arab Saudi	82.827.181	488.540.575	184.346.635	923.139.157
IL	Israel	6.706.946	38.886.871	15.474.521	68.409.112
KW	Kuwait	10.920.934	34.442.254	23.077.324	91.345.381
JO	Yordania	11.776.668	49.991.273	69.849.121	310.474.602
LB	Lebanon	6.315.607	36.082.352	12.244.942	45.856.146
PS	Palestina	72.345	373.907	232.058	1.197.141
YE	Yaman	23.242.267	58.454.010	23.423.778	65.899.307
OM	Oman	6.904.891	117.136.814	12.745.533	145.369.333
SY	Suriah	1.337.027	10.955.257	1.667.930	8.233.513
TR	Turki	97.145.952	610.218.576	134.137.962	693.652.012
AE	Uni Emirat Arab	71.638.611	448.265.899	213.049.793	991.939.449
QA	Qatar	25.742.664	68.441.841	68.042.049	303.419.288
BH	Bahrain	2.364.691	9.683.378	5.285.515	23.752.508
CY	Siprus	509.469	4.860.060	1.175.710	7.704.535
EG	Mesir	119.237.578	538.042.416	117.482.677	562.116.803
LY	Libia	3.363.986	21.166.492	10.998.703	68.061.455
MA	Maroko	4.042.933	47.561.493	9.161.216	68.461.481
TN	Tunisia	7.243.494	28.381.880	9.647.544	54.365.639
DZ	Aljazair	32.700.635	126.252.475	35.675.979	140.797.953
SD	Sudan	114.633	61.086.161	212.863	64.699.505
ER	Eritrea	-	246	-	32.240
NA	Namibia	296.590	1.164.473	367.522	2.449.482
ET	Etiopia	2.830.148	11.580.119	3.575.063	13.473.272
TZ	Tanzania	40.663.919	100.752.632	42.370.561	113.790.267
MG	Madagaskar	3.333.542	21.716.010	3.378.079	19.528.419
SO	Somalia	5.627.936	16.956.733	10.129.542	36.910.264
KE	Kenya	31.205.305	188.808.811	32.259.006	172.313.484
RE	Reunion	508.102	3.164.472	987.115	5.884.799
MZ	Mozambik	11.439.458	54.293.122	9.843.415	48.955.794
BW	Botswana	47.760	73.918	91.600	161.207
GQ	Guinea Ekuatorial	1.118.319	4.132.072	1.226.788	4.414.423
TG	Togo	10.918.238	72.652.003	13.141.124	88.736.365
GH	Ghana	15.801.035	71.070.940	16.221.426	77.152.234
LR	Liberia	12.146.551	19.167.594	11.207.178	19.208.800
GN	Guinea	1.129.975	49.515.449	2.690.816	51.110.948

Tabel 4. Ekspor Indonesia menurut Negara Tujuan

Mei 2023

Kode Negara	Negara Tujuan	Berat bersih / Net weight (Kg)		Nilai / Value F.O.B. (U S \$)	
		Bulan ini	Kumulatif	Bulan ini	Kumulatif
(1)	(2)	(3)	(4)	(5)	(6)
AO	Angola	16.012.898	57.908.562	14.881.414	54.603.166
CG	Republik Demokratik Kongo	4.775.649	23.820.876	5.455.574	25.986.839
CM	Kamerun	23.365.919	87.556.488	16.202.932	64.884.703
NG	Nigeria	37.868.866	156.575.834	46.272.786	199.766.995
SL	Sierra Leone	224.270	3.197.480	623.647	4.471.228
GA	Gabon	382.844	1.861.789	674.608	3.228.238
CI	Pantai Gading	30.101.306	137.915.690	27.498.364	81.329.749
SN	Senegal	22.220.744	107.696.311	24.214.538	117.995.469
MR	Mauritania	11.839.222	73.992.648	12.252.883	78.801.365
ML	Mali	382.918	1.151.632	1.515.302	4.574.984
BJ	Benin	29.224.769	123.279.482	30.365.840	128.003.893
BF	Burkina Faso	1.775.102	4.074.940	2.687.766	8.901.451
GW	Guinea Bissau	257.750	1.843.495	213.343	1.594.428
GM	Gambia	6.492.794	34.794.288	7.240.535	37.128.961
SC	Seychelles	126.561	658.199	342.726	2.031.104
UG	Uganda	388.555	1.600.938	942.851	5.875.698
CF	Afrika Tengah	7.926	12.606	272.621	777.586
NE	Niger	133.316	3.046.544	1.345.030	5.255.052
TD	Cad	2.304	8.964	439.075	1.019.622
DJ	Jibuti	40.906.411	203.710.921	40.635.770	199.623.629
SH	Santa Helena	-	2.031	-	5.457
ST	Sao Tome dan Principe	56.627	155.717	86.368	207.115
SZ	Swaziland	38.290	90.300	145.909	954.930
ZA	Afrika Selatan	32.006.603	245.593.063	50.011.837	344.392.246
ZW	Zimbabwe	16.037	1.403.421	79.827	1.891.560
ZM	Zambia	193.431	1.056.168	630.948	4.023.148
MW	Malawi	450.427	1.290.944	436.298	1.035.649
KM	Komoro	164.251	1.426.201	197.271	1.903.955
BI	Burundi	-	40.224	-	459.314
MU	Mauritius	48.146.890	238.039.148	5.766.752	29.585.109
RW	Rwanda	55	111.136	693	308.004
YT	Mayotte	354.027	840.905	323.821	763.498
CD	Kongo	1.434.886	8.597.396	2.094.212	12.582.929
SS	South Sudan	-	4	-	236
AU	Australia	382.811.450	1.536.441.485	277.599.286	1.277.004.560
NZ	Selandia Baru	77.353.804	505.662.771	41.761.684	244.662.024
FM	Mikronesia	97.301	328.100	144.153	475.351
GU	Guam	51.190	203.418	98.125	296.003
PW	Belau	9.299	44.809	65.741	199.287
NR	Nauru	27.518	45.759	75.192	142.186
NC	Kaledonia Baru	377.331	1.633.786	841.591	5.034.452
MP	Northern Mariana Islands	8.359	91.426	32.971	171.792
VC	Saint Vincent dan Grenadin	38.832	179.251	179.060	1.339.265
VU	Vanuatu	566.241	1.689.757	1.405.609	3.082.158
WF	Wallis And Futuna Islands	-	16.258	-	71.554
AS	American Samoa	205.367	270.156	153.619	206.883
CK	Cook Islands	11.751	66.377	115.076	359.872
FJ	Fiji	1.139.644	59.124.094	2.950.717	14.175.301
KI	Kiribati	142.526	668.326	261.912	1.358.160
MH	Marshall (Kepulauan)	204.792	3.780.681	732.316	6.023.543
WS	Samoa	388.991	1.893.619	670.270	3.205.499
SB	Kepulauan Solomon	629.112	3.514.980	1.055.098	7.043.477
TO	Tonga	283.036	1.130.905	585.786	1.897.821
TV	Tuvalu	-	43.643	-	382.049
CX	Christmas Islands	-	3.455	-	4.963
TK	Tokelau	18.000	18.376	14.400	22.444
TL	Timor Leste	38.476.283	192.843.555	29.481.930	136.117.662
AQ	Antartica	-	19.618	-	120.138
US	Amerika Serikat	451.227.787	2.161.591.351	2.049.684.485	9.451.296.025
CA	Kanada	19.348.115	85.653.695	98.320.962	485.060.155
MX	Meksiko	82.614.067	278.586.774	195.485.949	743.611.915
GT	Guatemala	3.748.630	19.939.523	7.830.341	40.993.004

Tabel 4. Ekspor Indonesia menurut Negara Tujuan

Mei 2023

Kode Negara	Negara Tujuan	Berat bersih / Net weight (Kg)		Nilai / Value F.O.B. (U S \$)	
		Bulan ini	Kumulatif	Bulan ini	Kumulatif
(1)	(2)	(3)	(4)	(5)	(6)
HN	Honduras	5.014.173	13.867.973	7.191.858	22.600.224
NI	Nikaragua	1.000.557	3.968.616	6.003.080	18.648.944
PA	Panama	2.714.838	10.087.097	13.262.236	78.552.149
CU	Kuba	2.111.815	5.018.247	1.836.335	4.335.683
CW	Curacao	7.998	7.999	6.705	6.736
SR	Suriname	145.581	861.000	243.368	1.756.253
CL	Cile	6.280.545	58.196.254	26.679.929	107.911.810
VE	Venezuela	1.231.527	5.016.228	1.923.669	7.204.886
AR	Argentina	6.062.882	22.228.292	20.744.258	87.406.022
BR	Brasil	47.408.524	236.230.232	126.492.802	534.045.128
CO	Kolombia	5.129.576	18.608.005	17.298.504	69.059.323
BO	Bolivia	542.563	1.642.988	1.035.035	3.873.692
UY	Uruguay	897.107	7.744.248	3.690.715	19.122.067
PY	Paraguay	371.031	1.311.122	4.351.911	12.498.994
EC	Ekuador	5.689.005	20.327.970	9.810.101	41.639.265
PE	Peru	9.294.194	77.020.206	22.422.153	158.432.648
GY	Guyana	158.907	566.907	254.942	1.030.190
TT	Trinidad dan Tobago	2.378.083	8.848.933	5.245.611	17.785.140
BS	Bahama	69.591	226.345	423.263	1.607.172
JM	Jamaika	965.293	4.222.643	2.105.964	14.509.291
PR	Puerto Riko	197.362.734	200.202.455	4.273.891	13.386.308
BZ	Belize	14.909	56.194	37.601	104.345
DO	Republik Dominika	4.301.278	20.344.101	13.731.975	50.775.903
SV	El Salvador	1.904.774	6.230.617	5.575.503	17.801.069
CR	Kosta Rika	1.719.983	41.765.960	4.609.593	47.863.256
HT	Haiti	13.250.427	71.027.014	13.685.299	71.600.111
BB	Barbados	94.252	426.758	368.668	2.478.373
AG	Antigua dan Barbuda	76.465	162.481	568.861	1.331.698
AI	Anguilla	-	622	-	4.363
AW	Aruba	57.176	133.447	263.609	1.003.191
BM	Bermuda	14.579	82.316	153.057	902.893
CV	Tanjung Verde	45.619	383.084	52.625	414.365
KY	Kepulauan Cayman	3.333	86.811	28.793	765.173
DM	Dominica	92.220	1.281.430	686.549	10.687.827
GF	Guyana Prancis	39.047	243.825	45.587	264.091
PF	Polinesia Prancis	15.274.303	31.776.880	1.554.866	5.390.733
GL	Grinlandia	2.889	2.896	53.939	54.806
GD	Grenada	133.986	282.292	543.127	1.213.387
MQ	Martinik	40.696	577.661	123.378	1.559.289
AN	Antilla Belanda	109.682	482.028	730.966	3.414.843
LC	Santa Lusia	119.909	398.326	455.229	1.847.747
TC	Turks dan Kepulauan Caicos	36.338	43.102	47.701	124.769
GP	Guadeloupe	293.691	877.373	919.937	2.964.165
KN	Saint Kitts dan Nevis	50.359	76.809	650.091	1.033.331
MS	Montserrat	-	4.098	-	9.033
VG	Kepulauan Virgin (British)	0	59.646	8	142.725
VI	Kepulauan Virgin (US)	5.556	14.193	78.753	551.328
GB	Inggris	59.353.082	223.332.755	216.755.023	715.514.307
NL	Belanda	268.255.772	1.846.782.904	289.524.262	1.562.014.236
FR	Prancis	19.894.895	123.805.779	87.560.059	387.632.191
DE	Jerman	64.957.800	260.361.271	265.110.758	1.257.497.447
AT	Austria	455.044	2.022.989	3.634.438	20.921.081
BE	Belgia	90.332.756	308.083.015	179.031.687	772.577.637
CH	Swiss	532.550	46.892.186	18.397.542	1.251.102.569
LU	Luksemburg	555.604	6.653.782	2.260.596	13.198.815
GI	Gibraltar	1	73.195	80	19.166
MC	Monako	8.490	50.062	217.001	1.228.925
DK	Denmark	11.569.063	28.023.474	20.667.513	72.834.623
NO	Norwegia	20.857.796	50.422.713	121.161.734	345.662.487
SE	Swedia	6.539.325	28.684.481	15.993.022	80.178.349
FI	Finlandia	1.841.180	6.000.327	4.588.866	14.688.023
IE	Irlandia	2.604.805	10.925.076	12.919.648	47.239.504

Tabel 4. Ekspor Indonesia menurut Negara Tujuan

Mei 2023

Kode Negara	Negara Tujuan	Berat bersih / Net weight (Kg)		Nilai / Value F.O.B. (U S \$)	
		Bulan ini	Kumulatif	Bulan ini	Kumulatif
(1)	(2)	(3)	(4)	(5)	(6)
IT	Italia	230.251.538	1.482.669.549	180.347.480	1.066.024.007
ES	Spanyol	158.454.438	745.577.857	219.673.217	1.057.418.522
PT	Portugal	7.605.743	40.425.925	14.668.141	64.624.202
IS	Islandia	87.444	31.183.677	201.006	11.444.366
GR	Yunani	14.597.216	87.570.933	21.225.310	125.668.709
VA	Vatikan	-	23	-	733
AD	Andorra	1.541	25.483	27.950	48.454
LI	Liechtenstein	-	9.312	-	138.190
HU	Hungaria	631.540	5.412.577	5.181.912	32.529.053
PL	Polandia	36.893.044	416.114.721	79.273.564	364.313.147
RO	Rumania	5.800.815	24.472.213	10.493.362	50.177.419
BG	Bulgaria	37.066.732	43.727.569	102.859.433	120.307.909
AL	Albania	1.013.772	3.776.224	1.680.810	7.005.691
AM	Armenia	347.030	699.641	938.508	1.871.942
AZ	Azerbaijan	283.016	1.396.626	477.235	2.600.410
BY	Belarus	289.887	407.075	2.648.565	2.860.640
KZ	Kazakstan	343.367	3.794.334	3.062.918	34.503.683
KG	Kirgistan	132.579	352.833	189.713	585.818
MD	Moldova	2	18.472	71	41.930
TJ	Tajikistan	-	342.376	-	474.370
TM	Turkmenistan	395.500	1.252.257	769.365	1.815.657
UA	Ukraina	230.235	1.120.656	1.184.432	3.810.915
UZ	Uzbekistan	425.267	2.653.023	599.373	4.235.825
LT	Lituania	1.082.579	4.870.028	1.804.118	7.616.458
LV	Latvia	2.002.241	18.607.669	3.527.931	25.258.365
EE	Estonia	2.560.634	132.314.752	8.804.197	155.004.773
GE	Georgia	10.444.070	32.947.493	11.622.212	38.890.845
HR	Kroasia	218.119.075	470.215.315	54.908.996	101.134.549
BA	Bosnia-Herzegovina	3	333.469	137	327.654
MT	Malta	10.042.745	10.441.583	9.601.379	11.330.393
SK	Slovakia	93.587	1.993.475	1.978.616	14.920.520
SI	Slovenia	3.209.758	100.428.912	8.210.346	54.129.083
CZ	Republik Cheska	672.867	2.588.227	7.339.619	32.216.015
MK	Makedonia	130.981	620.570	239.731	1.094.265
FO	Kepulauan Faeroe	6	7	238	395
RU	Rusia	40.954.353	300.532.858	64.565.444	382.149.928
RS	Serbia	73.860.714	308.256.714	4.670.678	19.007.709
ME	Montenegro	151.297	456.837	210.533	761.990
GG	Guernsey	13	25	2.720	3.427
JE	Jersey	1	4	9	214
Total Ekspor		57.280.672.740	281.939.256.715	21.706.833.523	108.052.021.734

Tabel 5 : Ekspor Indonesia menurut Provinsi dan Pelabuhan muat

Mei 2023

Pelabuhan	Pelabuhan Muat	Berat bersih / Net weight (Kg)		Nilai / Value F.O.B. (U S \$)	
		Bulan ini	Kumulatif	Bulan ini	Kumulatif
(1)	(2)	(3)	(4)	(5)	(6)
Aceh		580.395.683	3.882.455.713	30.506.801	245.674.466
IDLSW	LHOK SEUMAWE	20.250.672	43.651.290	2.541.685	14.240.582
IDCLG	CALANG	-	25.299.528	-	24.370.553
IDMEQ	MEULABOH	560.139.000	3.755.750.000	27.961.210	195.122.222
IDTPK	TAPAKTUAN	-	7.633	-	65.409
IDBTJ	BLANG BINTANG (U)	396	4.897	3.020	19.036
IDAUN	BLANG LANCANG (ARUN)	-	16.138.090	-	9.733.100
IDKRU	KRUENG R. MALAHAYATI	-	29.039.401	-	426.479
IDKLS	KUALA LANGSA	5.615	12.564.874	886	1.697.084
Sumatera Utara		765.234.096	4.024.463.981	837.298.811	4.178.285.047
IDKNO	KUALA NAMU INTERNATIONAL AIRPORT (U)	61.907	448.438	2.596.330	22.567.315
IDBLW	BELAWAN	686.759.153	3.290.254.806	768.098.360	3.617.995.276
IDTJB	TANJUNG BALAI ASAHAN	3.934.091	16.843.739	2.117.026	9.019.382
IDKTJ	KUALA TANJUNG	74.478.944	716.916.998	64.487.095	528.703.075
Sumatera Barat		270.118.262	1.854.270.694	157.937.567	907.989.715
IDTBY	PADANG/TL.BAYUR	270.117.962	1.854.260.704	157.927.928	907.948.736
IDPDG	PADANG / TABING (U)	300	9.990	9.638	40.980
Riau		2.083.352.424	10.492.731.291	1.410.924.548	7.439.152.814
IDLAT	LALANG TERMINAL, ST	28.285.000	78.294.000	16.633.234	45.553.962
IDBAG	BAGAN SIAPI-API	66.000	561.615	43.887	379.602
IDPAI	PANIPAHAN	15.799.424	16.409.384	10.080.854	10.368.521
IDDUM	DUMAI	1.189.083.967	6.668.807.266	887.001.508	5.098.161.355
IDTMD	TANJUNG MEDANG	508.430	2.233.945	113.472	523.103
IDSEQ	SUNGAI PAKNING	191.038.171	726.894.759	109.324.925	459.379.088
IDBLS	BENGGALIS	444.400	2.092.619	410.363	3.257.246
IDSPA	SELAT PANJANG	4.260.340	19.271.855	888.138	4.075.178
IDSSI	SIK SRI INDRAPURA	29.499.813	318.579.590	3.079.293	40.953.883
IDPEK	PEKANBARU (RUMBAI)	-	826.937	-	435.973
IDSUQ	SUNGAI GUNTUNG	27.638.206	119.605.489	25.278.038	108.192.121
IDKGD	KUALA GAUNG	9.699.000	52.352.323	1.791.391	9.631.876
IDTEM	TEMBILAHAN	2.199.975	9.528.234	389.951	1.833.283
IDKEN	KUALA ENOK	57.142.483	182.209.234	2.568.351	18.494.416
IDRGA	RENGAT	16.582.579	49.659.468	3.203.881	13.200.233
IDPAK	PEKAN BARU	639.388	18.320.766	413.982	16.660.773
IDBUN	BUATAN	348.028.613	1.401.856.836	201.471.765	857.627.316
IDPWG	PERAWANG, SUMATRA	162.436.635	825.226.971	148.231.514	750.424.884
Jambi		785.012.641	4.277.153.700	117.695.725	560.279.192
IDMSK	MUARA SABAK	532.280.925	3.230.516.910	49.589.287	288.084.215
IDKTK	KUALA TUNGKAL	30.909.798	190.087.397	20.061.642	63.855.274
IDMSA	MUARA SABAK	11.000.011	290.369.990	1.840.412	21.394.681
IDDJM	JAMBI	210.821.857	566.179.342	46.203.777	186.939.185
IDDJB	PALMERAH/SULTAN THAHA (U)	50	61	606	5.838

Tabel 5 : Ekspor Indonesia menurut Provinsi dan Pelabuhan muat

Mei 2023

Pelabuhan	Pelabuhan Muat	Berat bersih / Net weight (Kg)		Nilai / Value F.O.B. (U S \$)	
		Bulan ini	Kumulatif	Bulan ini	Kumulatif
(1)	(2)	(3)	(4)	(5)	(6)
Sumatera Selatan		3.721.873.526	18.187.207.171	558.520.704	2.731.101.716
IDPLS	PALEMBANG-KERTAPATI	-	856.555.958	-	88.000.589
IDSUG	SUNGAI GERONG	81.426.027	223.841.739	43.683.025	123.014.811
IDPLA	PALEMBANG - PLAJU	1.279.885.844	1.378.989.358	129.170.380	183.430.715
IDPLM	SM. BADARUDDIN (U)	21	21.771.606	1.800	10.977.461
IDMRI	MUSI RIVER/BOOM BARU	2.360.561.634	15.706.048.510	385.665.499	2.325.678.139
Bengkulu		406.306.366	1.449.107.566	33.623.231	118.481.173
IDBKU	BENKULU	32.815.594	56.338.889	2.491.267	4.323.382
IDBTN	BINTUHAN	-	86.382.000	-	2.905.027
IDPBA	PULAU BAAI	373.490.772	1.306.386.677	31.131.963	111.252.765
Lampung		786.381.395	6.034.672.917	267.939.331	1.708.333.267
IDTRH	TARAHAN	505.193.942	4.542.926.127	119.724.175	997.120.236
IDPJG	PANJANG	281.187.453	1.491.746.790	148.215.156	711.213.031
Kepulauan Bangka Belitung		73.065.621	1.049.681.637	211.201.814	756.441.928
IDMUO	MUNTOK	20.636.590	24.411.590	28.453.002	126.098.302
IDPGX	PANGKAL BALAM	7.215.512	878.623.384	165.464.488	541.705.459
IDTPD	TANJUNG PANDAN	21.814.000	35.098.000	884.406	1.684.283
IDMAN	MANGGAR-BELITUNG	23.399.519	111.546.663	16.399.918	86.922.420
IDPGK	PANGKAL PINANG (U)	-	2.000	-	31.464
Kepulauan Riau		1.593.859.173	10.003.831.356	1.585.151.136	8.207.421.910
IDBTM	BATAM ISLAND	4.128	5.401.529	11.933	14.480.674
IDLBM	LOBAM	339.557	2.345.513	13.739.329	69.504.677
IDMWK	MATAK	-	24.270	-	1.088.196
IDNTX	NATUNA RANAI	168.012.112	216.500.012	4.105.672	5.525.056
IDKIJ	KIJANG	2.286.596	24.302.745	3.386.128	23.235.750
IDTBK	TANJUNG BALAI KARIMUN	882.492.672	4.339.268.109	255.635.944	1.095.310.044
IDPSS	PULAU SAMBU	16.518.000	19.432.000	24.500.000	47.735.375
IDTAN	TANJUNG UBAN	-	167.500.000	-	5.915.475
IDTPN	TANJUNG PINANG	25.198	67.242.706	333.396	43.429.823
IDTER	TEREMPA	205.738.100	1.015.480.500	109.968.778	495.844.203
IDTBT	TANJUNG BATU, RIAU	661.000	370.873.000	203.976	93.651.143
IDSRN	SERASAN	4.906	28.049	12.993	82.227
IDBPD	BELAKANG PADANG	114.565.090	647.821.304	61.762.097	345.015.756
IDBTU	BATU AMPAR	123.119.616	753.895.825	787.894.852	4.335.768.607
IDTNJ	KIJANG	78.337	570.265	145.294	1.270.688
IDPAS	PASIR PANJANG	-	11.893.000	-	77.717
IDSKP	SEKUPANG	18.618.163	79.810.852	243.873.040	1.066.504.542
IDNON	NONGSA	50	65	828	1.086
IDKAB	KABIL/PANAU	61.372.854	2.225.467.174	76.268.536	501.506.492
IDUNA	UDANG NATUNA	-	55.801.750	-	33.341.506
IDBTH	HANG NADIM (U)	22.794	172.688	3.308.338	28.132.872

Tabel 5 : Ekspor Indonesia menurut Provinsi dan Pelabuhan muat

Mei 2023

Pelabuhan	Pelabuhan Muat	Berat bersih / Net weight (Kg)		Nilai / Value F.O.B. (U S \$)	
		Bulan ini	Kumulatif	Bulan ini	Kumulatif
(1)	(2)	(3)	(4)	(5)	(6)
DKI Jakarta		1.562.045.924	6.838.398.833	5.619.136.415	26.506.067.978
IDTPP	TANJUNG PRIOK	1.554.983.638	6.723.026.727	5.018.690.117	22.448.559.119
IDKLB	KALIBARU	-	77.000.000	-	21.322.901
IDJKT	JAKARTA / PASAR IKAN	35.865	104.414	56.259	993.456
IDCGK	SOEKARNO-HATTA (U)	7.026.421	38.222.448	600.390.039	4.033.644.361
IDHLP	HALIM PERDANA KUSUMA (U)	-	45.245	-	1.548.140
Jawa Barat		45.498.399	297.465.153	167.692.089	808.211.940
IDMJY	MANGUNJAYA	-	10.526	-	26.016
IDPMB	PATIMBAN	12.732.830	66.125.924	135.777.772	669.307.116
IDBDO	HUSEIN SASTRANEGARA (U)	9.407	18.361	15.084.529	15.109.253
IDBLG	BALONGAN	32.756.162	231.310.342	16.829.788	123.769.554
Jawa Tengah		404.140.323	1.590.612.804	672.326.021	2.972.241.833
IDTES	TANJUNG EMAS	194.992.317	900.867.999	606.065.611	2.784.446.974
IDCXP	CILACAP	209.138.507	689.627.879	66.068.074	186.317.576
IDSRG	ACHMAD YANI (U)	6.885	95.914	189.492	1.185.681
IDSOC	SOLO/JEBRES/ADI SUMARMO (U)	2.614	21.011	2.843	291.602
DI Yogyakarta		28.027	142.463	400.105	1.979.035
IDYIA	YOGYAKARTA INTERNATIONAL AIRPORT(U)	28.027	142.355	400.105	1.972.335
IDJOG	ADI SUCIPTO (U)	-	108	-	6.700
Jawa Timur		1.303.942.253	6.135.496.998	1.887.034.553	8.444.035.681
IDTUB	TUBAN	130.752.034	902.737.776	62.933.149	250.547.597
IDGRE	GRESIK	139.008.392	911.503.972	97.541.698	533.155.257
IDTPE	TANJUNG PERAK	963.715.019	4.197.858.189	1.599.402.345	7.179.098.073
IDPRO	PROBOLINGGO	24.931.180	40.083.293	4.138.877	6.487.758
IDKLG	KALIANGET	44.938.712	80.856.895	25.849.880	50.622.711
IDSUB	JUANDA (U)-SURABAYA	596.915	2.456.873	97.168.604	424.124.285
Banten		612.898.246	2.744.125.631	167.080.087	794.058.372
IDCIW	CIWANDAN	19.428	25.874.700	10.166	3.395.158
IDBYH	BAYAH	389.700.000	1.619.667.000	14.427.463	61.296.188
IDMRK	MERAK	28.382.473	171.425.039	12.213.528	124.290.105
IDTLN	TANJUNG LENENG	75.245.525	363.292.890	53.079.735	242.485.834
IDCGD	CIGADING	-	87.818.129	-	59.262.857
IDCIG	CIGADING	119.550.820	476.047.873	87.349.196	303.328.230
Bali		753.681	4.025.195	29.159.738	130.605.423
IDBOA	BENOA/LOLOAN	-	102.000	-	77.963
IDCBW	CELUKAN BAWANG	-	58.000	-	460.000
IDDPS	NGURAH RAI (U)	753.681	3.865.195	29.159.738	130.067.460
Nusa Tenggara Barat		2.595	180.932.557	11.361	572.198.694
IDBEN	BENETE	-	168.269.662	-	563.410.062
IDLOP	BANDARA UDARA INTERNASIONAL (LOMBOK)	2.595	12.895	11.361	4.999.681
IDBDS	BADAS SUMBAWA	-	12.650.000	-	3.788.950

Tabel 5 : Ekspor Indonesia menurut Provinsi dan Pelabuhan muat

Mei 2023

Pelabuhan	Pelabuhan Muat	Berat bersih / Net weight (Kg)		Nilai / Value F.O.B. (U S \$)	
		Bulan ini	Kumulatif	Bulan ini	Kumulatif
(1)	(2)	(3)	(4)	(5)	(6)
Nusa Tenggara Timur		7.501.125	41.032.270	4.419.973	24.242.968
IDABU	ATAMBUA (U)	4.130.444	10.669.708	2.047.596	6.577.094
IDATA	ATAPUPU	3.370.681	30.360.562	2.372.377	17.647.124
IDWKL	WAIKELO	-	2.000	-	18.750
Kalimantan Barat		285.668.500	3.461.491.936	115.313.947	780.592.645
IDNBF	NANGA BADAU	12.281	20.820	57.006	94.839
IDBKY	BENGKAYANG	47.515	47.515	551.166	551.166
IDARK	ARUK	210.620	1.410.356	100.566	724.861
IDSKW	SINGKAWANG	35.975.208	35.975.208	23.005.668	23.005.668
IDPON	PONTIANAK	63.617.576	1.902.401.322	37.359.004	428.567.271
IDTMO	TELOK MELANO	-	46.061.696	-	2.118.838
IDKDW	KENDAWANGAN	185.279.940	1.472.343.834	52.848.675	317.088.525
IDPNK	SUPADIO (U)	4.403	16.329	140.079	885.133
IDENT	ENTIKONG	426.204	2.702.776	387.975	2.478.425
IDJBB	JAGOIBABANG	94.753	512.080	863.809	5.077.919
Kalimantan Tengah		191.127.980	995.319.483	61.031.181	287.297.730
IDPKN	PANGKALAN BUN	2.374.268	10.996.361	2.583.322	11.934.326
IDKUM	KUMAI	161.210.860	826.503.662	55.952.789	261.019.773
IDSMQ	SAMPIT	8.400.837	118.717.187	1.264.728	11.395.598
IDPPS	PULANG PISAU	19.141.691	39.101.436	1.227.519	2.933.095
IDPKY	PANARU-PALANGKARAYA (U)	324	780	2.824	6.253
IDPAR	PANGKALAN AIR (U)	-	57	-	8.685
Kalimantan Selatan		14.606.252.919	70.071.648.449	1.434.929.241	7.657.245.941
IDKBU	KOTABARU (U)	-	12.900.986	-	8.251.526
IDNPL	NORTH PULAU LAUT	421.228.000	2.192.979.000	66.825.172	356.003.073
IDSTU	SATUI	2.698.048.000	16.866.071.579	192.169.423	1.318.981.791
IDTAR	TARJUN	96.646.762	565.542.258	40.250.085	319.701.196
IDPUT	PULAU LAUT	44.708.144	422.037.333	42.207.671	114.444.149
IDBAN	BANJARMASIN	9.000.342.015	42.011.875.376	904.949.975	4.891.120.650
IDKTB	KOTABARU	1.797.800.952	5.910.447.889	147.710.335	470.992.040
IDBDJ	SAMSUDIN NOOR (U)	24.045	123.028	351.142	1.970.828
IDASA	ASAM ASAM	547.455.000	2.089.671.000	40.465.438	175.780.687
Kalimantan Timur		19.857.477.925	102.453.231.009	2.245.519.964	12.601.959.742
IDKRG	KARIANGAU	6.464	595.445	145.584	540.070
IDTBA	TANJUNG BARA, KL	3.827.468.000	17.572.859.000	396.353.296	1.976.271.807
IDBPP	BALIKPAPAN	2.727.421.565	14.851.585.386	457.828.729	2.784.010.388
IDSRD	SAMARINDA	8.636.820.533	39.963.474.566	737.013.222	3.818.472.547
IDTRD	TANJUNG REDEP	143.515.000	2.499.485.510	11.421.828	291.893.400
IDBPN	SEPINGGAN (U)	80.844	356.269	548.355	2.506.779
IDBTG	BONTANG	1.494.410.519	6.383.868.572	415.208.204	1.885.653.397
IDADB	ADANG BAY	1.915.996.000	8.670.624.000	174.358.681	837.233.696
IDSKI	SANGKULIRANG	1.111.759.000	5.132.101.262	52.642.066	256.962.418
IDMUB	MUARA BERAU	-	7.378.281.000	-	748.415.240

Tabel 5 : Ekspor Indonesia menurut Provinsi dan Pelabuhan muat

Mei 2023

Pelabuhan	Pelabuhan Muat	Berat bersih / Net weight (Kg)		Nilai / Value F.O.B. (U S \$)	
		Bulan ini	Kumulatif	Bulan ini	Kumulatif
(1)	(2)	(3)	(4)	(5)	(6)
Kalimantan Utara		4.775.459.310	12.759.418.539	413.397.484	1.165.541.344
IDTJS	TANJUNG SELOR	321.290.000	1.889.675.115	13.406.357	88.379.343
IDLIN	LINGKAS TARAKAN	3.701.128.492	7.478.414.335	359.212.691	820.731.864
IDNNX	NUNUKAN	1.728.818	551.336.489	15.179.490	153.166.017
IDBYQ	BUNYU	751.312.000	2.839.829.000	25.598.945	102.289.653
IDTRK	TARAKAN (U)	-	120.400	-	641.467
IDJUA	JUATA TARAKAN	-	43.200	-	333.000
Sulawesi Utara		98.539.031	475.460.159	52.412.467	307.290.962
IDLIR	LIRUNG	2.023	4.973	115.489	510.726
IDAMU	AMURANG	12.000.688	79.118.535	5.127.407	51.748.914
IDBIT	BITUNG	45.252.833	277.896.412	43.684.163	243.849.784
IDPET	PETTA	25.378	137.597	305.300	1.658.023
IDMDC	SAM RATULANGI (U)	58.109	292.571	1.272.207	3.946.686
IDLUK	LABUHAN UKI	41.200.000	118.010.071	1.907.900	5.576.828
Sulawesi Tengah		1.152.804.213	5.855.838.617	1.520.285.562	7.965.992.895
IDMOW	MOROWALI	12.400.892	62.882.073	17.635.009	101.236.356
IDBAH	BAHUDOPI	736.212.755	3.863.411.762	1.176.065.389	6.058.503.110
IDKNL	KOLONODALE	85.514.865	420.731.235	137.242.413	771.708.690
IDLWU	LUWUK	299.816.051	1.331.131.319	175.408.270	886.127.913
IDPLW	MUTIARA-PALU (U)	-	12.530	-	31.387
IDAPI	APIAPI	-	3.500.000	-	1.071.000
IDDOG	DONGGALA (U)	-	3.586	-	10.648
IDPAT	PANTOLOAN	18.859.649	174.146.401	13.934.482	147.270.236
IDPTL	PANTOLOAN, SV	-	19.711	-	33.555
Sulawesi Selatan		167.739.282	854.684.911	188.418.934	962.460.709
IDMAK	MAKASSAR	54.050.016	249.050.253	80.806.906	362.552.716
IDMXB	MASAMBA (U)	-	1.240	-	11.160
IDPAP	PARE-PARE	-	46.600.097	-	1.724.204
IDUJU	UJUNG Pandang	-	45.862	-	518.652
IDMLI	MALILI, SULAWESI	6.874.872	34.763.236	101.811.185	571.979.970
IDBKI	BIRING KASSI	106.511.482	523.285.784	4.066.967	20.395.541
IDUPG	HASANUDDIN (U)	302.912	938.438	1.733.877	5.278.466
Sulawesi Tenggara		157.623.390	769.441.943	268.191.807	1.496.179.561
IDKDR	KENDARI	157.585.991	769.331.604	267.844.702	1.495.106.072
IDKDI	WOLTER MONGINSIDI (U)	37.399	110.339	347.105	1.073.489
Gorontalo		26.305	108.256.676	37.365	26.080.874
IDGOR	GORONTALO	24.840	108.252.310	24.840	26.036.143
IDGTO	JALALUDDIN(U)	1.465	4.366	12.525	44.731
Sulawesi Barat		10.507.051	31.848.891	1.208.311	3.823.241
IDMJU	MAMUJU	10.507.051	31.848.891	1.208.311	3.823.241

Tabel 5 : Ekspor Indonesia menurut Provinsi dan Pelabuhan muat

Mei 2023

Pelabuhan	Pelabuhan Muat	Berat bersih / Net weight (Kg)		Nilai / Value F.O.B. (U S \$)	
		Bulan ini	Kumulatif	Bulan ini	Kumulatif
(1)	(2)	(3)	(4)	(5)	(6)
Maluku		1.322.290	4.830.523	6.492.108	23.767.789
IDAMB	AMBON	1.248.301	4.580.740	5.899.104	21.571.849
IDLUV	TUAL	8.756	17.456	92.140	182.740
IDAMQ	PATTIMURA/LAHA (U)	65.233	232.327	500.863	2.013.200
Maluku Utara		356.701.876	1.870.513.296	840.452.538	4.057.116.603
IDSQN	SANANA (U)	3.085	6.875	56.338	123.842
IDWED	WEDA	266.621.180	1.197.945.440	661.385.010	3.023.231.214
IDTTE	TERNATE	11.028.751	11.077.627	16.014.027	16.380.513
IDOBI	OBI ISLAND	79.048.860	431.995.354	162.997.164	993.325.983
IDTAX	TALIABU	-	229.488.000	-	24.055.050
Papua Barat		388.050.911	2.276.720.941	180.666.390	1.279.481.454
IDSOR	SORONG	61.521	235.683	785.912	3.078.217
IDMKW	MANOKWARI	5.099.938	95.058.183	257.547	4.343.738
IDSOQ	SORONG / JEFMAN (U)	19.863	108.140	211.996	1.175.692
IDNTI	BINTUNI, IRIAN JAYA	382.869.589	2.181.318.935	179.410.935	1.270.883.807
Papua		228.961.997	862.743.409	620.416.213	2.330.387.096
IDBIK	FRANS KASIEPO (U)	19.678	37.493	136.362	290.037
IDJYP	JAYAPURA	141.399	447.420	106.178	539.163
IDZRI	SERUI	-	7.791.755	-	5.983.262
IDTIM	AMAMAPARE	228.800.500	854.465.915	620.172.174	2.323.571.707
IDDJJ	JAYAPURA / SENTANI (U)	420	826	1.499	2.927
	Total Ekspor	57.280.672.740	281.939.256.715	21.706.833.523	108.052.021.734

Sumber : dokumen PEB dan non PEB, diolah

DATA

MENCERDASKAN BANGSA

<https://www.bps.go.id>



BADAN PUSAT STATISTIK

Jl. dr. Sutomo No. 6-8 Jakarta 10710
Telp : (021) 3841195, 3842508, 3810291-4, Fax : (021) 3857046
Homepage : <http://www.bps.go.id> E-mail : bpsHQ@bps.go.id

ISSN 2745-3987



9 772745 398704