

KATA PENGANTAR

Publikasi Statistik Impor September ini merupakan kelanjutan dari publikasi sebelumnya yang diterbitkan secara bulanan oleh Badan Pusat Statistik (BPS). Publikasi ini berisi data yang merupakan hasil pengolahan dokumen, baik yang berupa soft copy maupun hard copy. Data yang disajikan dalam publikasi ini, mencakup :

- A. Impor menurut Golongan Barang HS, Golongan Barang SITC, Komoditi (HS), Negara Asal, Pelabuhan Impor, Negara Asal dan Lima Golongan Barang Utama SITC 3 digit, Komoditi tertentu dan Negara Asal Utama
- B. Impor Kawasan Berikat menurut Golongan Barang HS 2 digit, Golongan Barang SITC, Negara Asal, Provinsi dan Pelabuhan Impor

Ucapan terima kasih dan penghargaan yang setinggi-tingginya disampaikan kepada seluruh aparat Bea dan Cukai serta Bank Indonesia yang telah secara teratur dan berkesinambungan mengirimkan dokumen PIB, juga kepada PT. Pertamina yang telah memberikan data impor minyak dan gas secara rutin. Selanjutnya, kepada semua pihak yang telah banyak membantu Badan Pusat Statistik sehingga memungkinkan diterbitkannya publikasi ini, juga disampaikan terima kasih.

Akhirnya, kami mengharapkan semoga publikasi ini dapat bermanfaat bagi pemakai.

Jakarta, Nopember 2009
Badan Pusat Statistik
Kepala,

DR. RUSMAN HERIAWAN
NIP. 340003999

FOREWORD

The monthly publication of import statistics, is a sequential issue from the preceding publication which developed by The BPS-Statistics Indonesia. This Publication contains the data of imports document on both softcopy and hardcopy. The data in this publication covered:

- A. Import by HS Commodity Groups, SITC Commodity Groups, Commodity (HS), Country of Origin, Port of Importation, Country of Origin and Five Major SITC Commodity Group, Certain Commodities import by Main Country of Origin
- B. Bonded Zone import by Commodity 2 Digits HS, by SITC Commodity Group, Country of Origin, by Province and port of Importation

Deeply gratitude and the highest appreciation are due to the Custom Officers and Bank of Indonesia of their contribution of regularly in sending documents, and also to PT. Pertamina for the best cooperation in supporting data of oil and gas so that BPS published this edition successfully.

Finally, it is hoped that this publication would be useful for users.

Jakarta, November 2009
BPS-Statistics Indonesia

DR. RUSMAN HERIAWAN
Director General

PENJELASAN

1. DAERAH PENCATATAN

Daerah pencatatan statistik dalam publikasi ini meliputi seluruh wilayah Republik Indonesia.

2. SUMBER DOKUMEN

Statistik dikumpulkan berdasarkan dokumen impor (Pemberitahuan Impor Barang (PIB - BC 2.0) dan Pemberitahuan Pengangkutan Barang Impor (PPBI – BC 2.3) yang diisi oleh importir. Dokumen PIB - BC 2.0 dan PPBI - BC 2.3 diterima dari Bea dan Cukai dan berlaku sejak April 1997 berdasarkan Surat Keputusan Menteri Keuangan nomor 101/KMK.05/1997 tanggal 10 Maret 1997.

3. SISTEM PERDAGANGAN

Sistem pencatatan Statistik Perdagangan Luar Negeri mempergunakan Sistem Perdagangan Umum (*the General Trade System*) atau dengan Sistem Perdagangan Khusus (*the Special Trade System*). Dalam Sistem Perdagangan Umum, Kawasan Berikat dianggap sebagai "dalam negeri", sedangkan dalam Sistem Perdagangan Khusus, dianggap sebagai "luar negeri". Sejak Januari 2008, sistem pencatatan Statistik Impor menggunakan Sistem Perdagangan Umum.

4. RUANG LINGKUP

Pencatatan Statistik Impor meliputi seluruh barang-barang yang masuk ke wilayah Indonesia.

5. KASUS KHUSUS

5.1 Sebagian impor kapal laut dan pesawat beserta suku cadangnya termasuk dalam Statistik Impor.

5.2 Barang-barang luar negeri yang diolah atau diperbaiki didalam negeri tetap dicatat sebagai barang impor, meskipun setelah barang tersebut selesai diproses akan kembali ke luar negeri (*re-ekspor*).

5.3 Barang-barang di bawah ini tidak termasuk di dalam Statistik Impor :

- a. Pakaian dan barang-barang perhiasan penumpang.
- b. Barang-barang penumpang untuk dipakai sendiri, kecuali lemari es, pesawat TV dan sebagainya.
- c. Barang-barang yang diimpor untuk keperluan perwakilan (kedutaan) suatu negara.
- d. Barang-barang untuk ekspedisi dan ekshibisi/pameran.
- e. Sebagian barang-barang yang langsung diimpor oleh angkatan bersenjata.
- f. Pembungkus/peti kemas.
- g. Uang dan surat-surat berharga.
- h. Barang-barang sebagai contoh.

6. SISTEM PENGOLAHAN

Data dalam publikasi ini mencakup dokumen PIB selama September 2009 yang diterima oleh Badan Pusat Statistik sampai akhir Oktober 2009. Sistem pengolahan menggunakan *Carry Over*. Dengan metode ini dokumen-dokumen dari Bea dan Cukai ditunggu selama satu bulan setelah bulan berjalan. Dokumen-dokumen yang datang terlambat akan dimasukkan dalam bulan pengolahan berikutnya.

7. KLASIFIKASI JENIS BARANG

Penggolongan barang yang digunakan di dalam statistik impor adalah klasifikasi Barang Impor yang berdasarkan pada Buku Tarif Bea Masuk Indonesia 2007 (BTBMI 2007) yang mengacu pada amandemen keempat dari World Customs Organization (WCO) sebagai lembaga Internasional yang menyusun klasifikasi Harmonized System (HS). Disamping menggunakan HS sebagai klasifikasi jenis barang, juga digunakan Standard International Trade Classification (SITC) Revisi 4.

8. PERIODE REFERENSI

Periode penentuan impor adalah tanggal penyelesaian dokumen oleh pejabat-pejabat Bea dan Cukai yang terdapat dalam dokumen impor.

9. NILAI BARANG

Nilai barang dinyatakan dalam nilai CIF (US\$) dan nilai Kurs September 2009 yang digunakan adalah US\$ 1 = Rp. 9.900,-

10. SATUAN BARANG

Berat barang impor adalah berat bersih dan dinyatakan dalam Kg.

11. NEGARA ASAL

Negara asal adalah negara dimana barang-barang tersebut dihasilkan yang dokumennya setelah diperiksa oleh pejabat Bea dan Cukai dan dinyatakan sesuai dengan peraturan yang berlaku.

EXPLANATORY NOTES

1. AREA RECORDINGS

The statistical recording area in this publication covers the entire territory of the Republic of Indonesia.

2. SOURCE OF DOCUMENTS

Statistics are compiled based on Import Declaration Form (Pemberitahuan Impor Barang (PIB-BC 2.0) or Pemberitahuan Pengangkutan Barang Impor (PPBI-BC 2.3)) of Import documents that are filled by importers. The PIB documents received from Customs and Excise, prevailing on April 1, 1997, based on Minister of Finance Decree No. 101/KMK.05/1997, March 10, 1997.

3. TRADE SYSTEM

The systems of recording Foreign Trade Statistics apply the General Trade System or the Special Trade System. In the General Trade System, the Bonded Zone is regarded as "*Domestic*", while in the Special Trade System; the Bonded Zone is regarded as "*Abroad*". Since January 2008, the systems of recording import Statistics have applied the General Trade System.

4. COVERAGE

The recording Import Statistics covers all goods entering the Indonesian territory.

5. PARTICULAR CASES

5.1 Part of importation of sea vessels and airplanes and their spare parts are included in the Import Statistics.

5.2 Overseas goods which are processed or modified in Indonesian Country are recorded as importation, although after the goods finish process will return to abroad (re-exports).

5.3 The goods here under are not included in the Import Statistics:

- a. Clothes and jewelry of passengers.
- b. Luggage of passengers of own use, except refrigerators, television sets, etc.
- c. Goods imported for the use of foreign countries representations (embassies).
- d. Goods for expeditions and exhibition shows.
- e. A part of the goods directly imported by armed forces.
- f. Packing's containers to be refilled.
- g. Bank notes and securities.

h. Sample goods.

6. PROCESSING SYSTEM

The data in this publication covers documents of September 2009 were received by the BPS to the end of October, 2009. The documents are processed using a carry over system. The deadline for the acceptance of documents of a certain month is one month after the reference period, which means the end of the following month. The documents accepted after the deadline is considered as the document of the following month.

7. COMMODITY CLASSIFICATION

The classification of goods in this publication applies the 2007 Indonesia's Tariff Classification, based on fourth amendment from World Customs Organization (WCO) as an International Organization who arranged the Classification of Harmonized System (HS). Besides applying the HS, the Standard International Trade Classification (SITC) Revised 4 is also applied in the classification of goods.

8. REFERENCE PERIOD

The period of import determination is the date of settlement/completion by the Customs and Excise Officials as stated in the Import documents.

9. COMMODITY VALUATION

The values recorded, are the CIF value (US\$). The exchange rate use for September 2009, US\$ 1 = Rp. 9.900,-

10. UNIT OF COMMODITY

The net weight of imported goods are presented to Kg.

11. COUNTRY OF ORIGIN

Country of origin is the country in which the goods have been produced, after being verified by Customs and Excise Officials, pursuant to the prevailing regulations

DAFTAR ISI/CONTENTS

		Halaman/Page
KATA PENGANTAR/FOREWORD		iii-iv
PENJELASAN/EXPLANATORY NOTES		v-viii
DAFTAR ISI/CONTENTS		Ix
RINGKASAN/SUMMARY		xi-xix
Tabel/Table	I-1. Import Menurut Golongan Barang HS/ <i>Import by HS Commodity Groups</i> A. Menurut 21 Golongan Barang HS/ <i>By 21 HS Commodity Groups</i>	1
	B. Menurut Golongan Barang 2 Dijiit HS/ <i>By Commodity Groups 2 Digit Code HS</i>	2
	C. Menurut 40 Golongan Barang HS Terbesar/ <i>By 40 Biggest Commodities 10 Digit HS Code</i>	3
Tabel/Table	I-2. Impor Menurut Golongan Barang SITC/ <i>Import by SITC Commodity Groups</i>	4-8
Tabel/Table	I-3. Impor Menurut Komoditi (HS)/ <i>Import by Commodity (HS)</i>	9-117
Tabel/Table	I-4. Impor Menurut Negara Asal/ <i>Import by Country of Origin</i>	118-120
Tabel/Table	I-5. Impor Menurut Pelabuhan Impor/ <i>Import by Port of Importation</i>	121-123
Tabel/Table	I-6. Impor Menurut Negara Asal dan Lima Golongan Barang (SITC) Utama/ <i>Import by Country of Origin and Five Major SITC Commodity Group</i>	124-152
Tabel/Table	I-7. Impor Komoditi Tertentu Menurut Negara Asal Utama/ <i>Certain Commodities Import by Main Country of Origin</i>	153-156
Tabel/Table	K1. Import Kawasan Berikat Menurut Golongan Barang 2 Dijiit HS/ <i>Bonded Zone Import by Commodity 2 Digits HS</i>	157-158
Tabel/Table	K2. Impor Kawasan Berikat Menurut Golongan Barang SITC/ <i>Bonded Zone Import by SITC Commodity Group</i>	159-163
Tabel/Table	K3. Impor Kawasan Berikat Menurut Negara Asal/ <i>Bonded Zone Import by Country of Origin</i>	164-166
Tabel/Table	K4. Impor Kawasan Berikat Menurut Provinsi dan Pelabuhan Impor/ <i>Bonded Zone Import by Province and Port of Importation</i>	167-168

<https://www.bps.go.id>

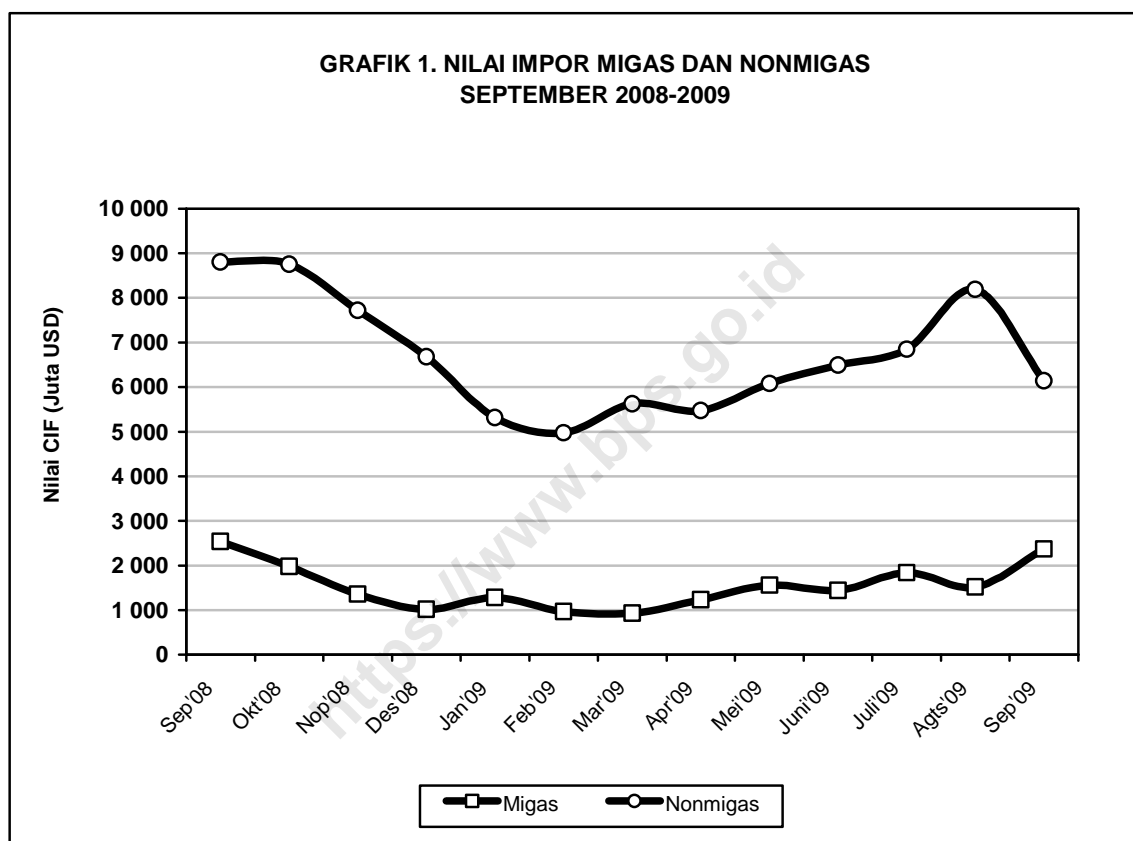
RINGKASAN

Pada September 2009 nilai impor mencapai USD8.516,6 juta yang terdiri dari impor melalui Kawasan Berikat sebesar USD1.441,8 juta (16,93 persen) dan di Luar Kawasan Berikat sebesar USD7.074,8 juta (83,07 persen). Nilai impor migas Indonesia mencapai USD2.371,3 juta atau 27,84 persen dari total impor Indonesia. Sedangkan nilai impor nonmigas mencapai USD6.145,3 juta dan memberikan peranan sebesar 72,16 persen terhadap total impor Indonesia.

**TABEL 1. IMPOR MIGAS DAN NONMIGAS
SEPTEMBER 2008-2009**

Tahun/Bulan	Migas		Nonmigas		Total	
	Indonesia	Kawasan Berikat	Indonesia	Kawasan Berikat	Indonesia	Kawasan Berikat
Nilai CIF (Juta USD)						
Sistem Perdagangan Umum						
2008						
September	2 539,1	5,0	8 803,7	1 935,0	11 342,8	1 940,0
Oktober	1 977,7	5,3	8 754,8	1 779,8	10 732,5	1 785,1
Nopember	1 358,0	6,9	7 723,3	1 576,9	9 081,3	1 583,8
Desember	1 014,4	1,8	6 681,2	1 400,2	7 695,6	1 402,0
2009						
Januari	1 281,5	8,8	5 319,1	1 184,0	6 600,6	1 192,8
Februari	964,4	3,6	4 974,6	1 223,8	5 939,0	1 227,4
Maret	930,1	1,8	5 624,0	1 265,7	6 554,1	1 267,5
April	1 232,3	1,6	5 474,5	1 246,4	6 706,8	1 248,0
Mei	1 560,1	4,2	6 081,2	1 403,1	7 641,3	1 407,3
Juni	1 441,8	3,9	6 493,7	1 502,6	7 935,5	1 506,5
Juli	1 836,8	12,5	6 846,5	1 585,4	8 683,3	1 597,9
Agustus	1 519,9	6,4	8 187,4	1 310,2	9 707,3	1 316,6
September	2 371,3	1,5	6 145,3	1 440,3	8 516,6	1 441,8
Peranan Terhadap Total Impor (%)						
Sistem Perdagangan Umum						
2008						
September	22,39	0,26	77,61	99,74	100,00	100,00
Oktober	18,43	0,30	81,57	99,70	100,00	100,00
Nopember	14,95	0,44	85,05	99,56	100,00	100,00
Desember	13,18	0,13	86,82	99,87	100,00	100,00
2009						
Januari	19,41	0,74	80,59	99,26	100,00	100,00
Februari	16,24	0,29	83,76	99,71	100,00	100,00
Maret	14,19	0,14	85,81	99,86	100,00	100,00
April	18,37	0,13	81,63	99,87	100,00	100,00
Mei	20,42	0,30	79,58	99,70	100,00	100,00
Juni	18,17	0,26	81,83	99,74	100,00	100,00
Juli	21,15	0,78	78,85	99,22	100,00	100,00
Agustus	15,66	0,49	84,34	99,51	100,00	100,00
September	27,84	0,10	72,16	99,90	100,00	100,00

Dari total nilai impor migas Indonesia, impor melalui Kawasan Berikat hanya sebesar USD1,5 juta atau 0,06 persen, sedangkan sisanya sebanyak USD2.369,8 juta (99,94 persen) di Luar Kawasan Berikat. Sementara itu, nilai impor nonmigas di Luar Kawasan Berikat mencapai USD4.705,0 juta atau 76,56 persen dan yang melalui Kawasan Berikat sebesar USD1.440,3 juta (23,44 persen).



Dilihat dari peranannya, selama tiga belas bulan terakhir impor migas memberikan kontribusi rata-rata 18,49 persen per bulan dan impor nonmigas sebesar 81,51 persen per bulan. Sementara itu, pada September 2009 peranan impor migas mencapai 27,84 persen yang berarti angka tersebut berada di atas rata-rata. Sebaliknya peranan impor nonmigas berada di bawah rata-rata yaitu 72,16 persen.

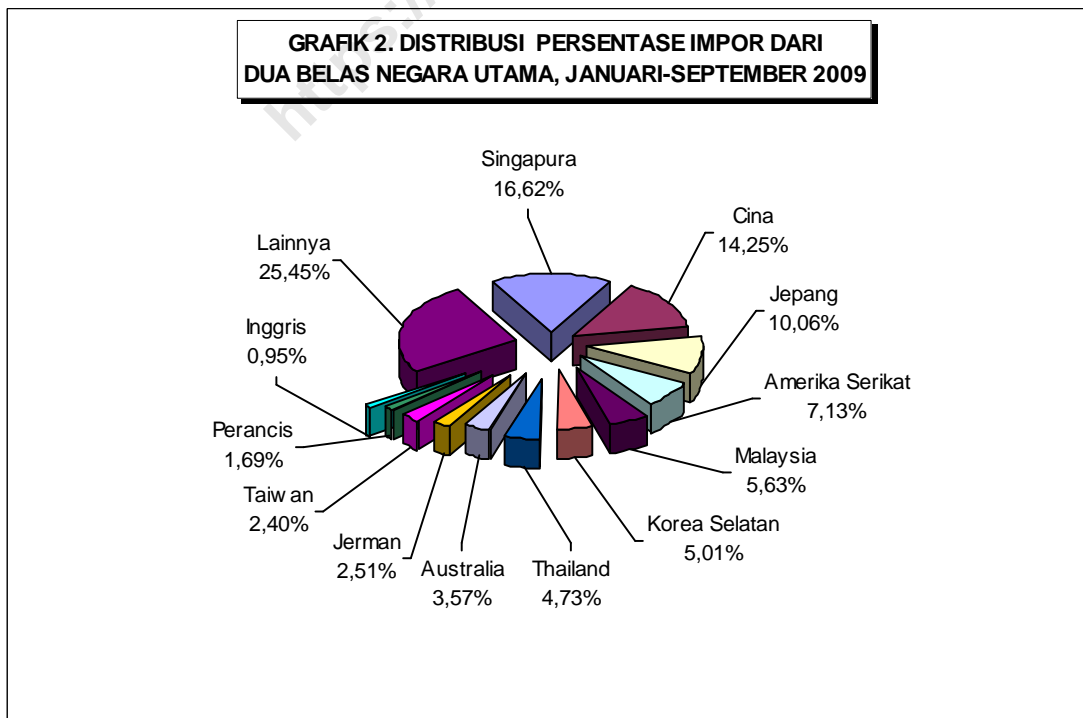
Dengan diterapkannya Sistem Perdagangan Umum (General Trade System) dalam pencatatan statistik impor, secara keseluruhan nilai impor barang yang tercatat mengalami kenaikan yang nyata (signifikan).

**TABEL 2. PERKEMBANGAN IMPOR MIGAS DAN NONMIGAS
JANUARI-SEPTEMBER, 2005-2009**

Bulan/ Tahun	Nilai (Juta USD)			Peranan (%)			
	Migas	Non-Migas	Total	Migas	Non-Migas	Total	
Jan-Sept :							
SPK :	2005	13 319,9	30 537,3	43 857,2	30,37	69,63	100,00
	2006	14 486,0	31 219,0	45 705,0	31,69	68,31	100,00
	2007	15 268,6	38 506,9	53 775,5	28,39	71,61	100,00
SPU :	2008	26 202,8	75 485,1	101 687,9	25,77	74,23	100,00
	2009	13 138,2	55 146,3	68 284,5	19,24	80,76	100,00

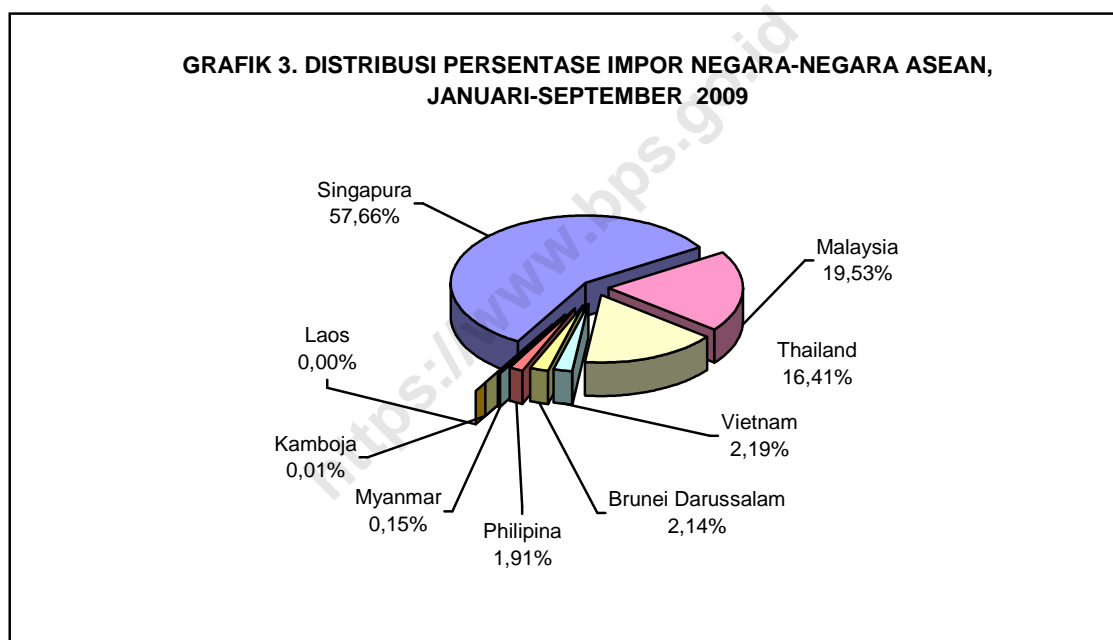
Keterangan : SPK = Sistem Perdagangan Khusus
SPU = Sistem Perdagangan Umum

Impor migas Januari-September 2009 sebesar USD13.138,2 juta atau menurun 49,86 persen jika dibandingkan impor migas periode sebelumnya. Demikian halnya dengan impor nonmigas Januari-September 2009 yaitu sebesar USD55.146,3 juta atau menurun sebesar 26,94 persen dibanding impor nonmigas Januari-September 2008 yang sebesar USD75.485,1 juta. Dilihat dari nilainya, selama Januari-September pada periode 2005-2009 di dominasi oleh impor nonmigas dengan rata-rata peranan sebesar 72,91 persen per tahun. Dengan demikian dapat disimpulkan bahwa perekonomian Indonesia selama ini masih bertumpu pada sektor nonmigas.



Dari keseluruhan nilai impor pada Januari-September 2009, 74,55 persen berasal dari dua belas negara utama. Singapura menempati posisi pertama, yaitu 16,62 persen dari total impor Indonesia, diikuti oleh Cina (14,25 persen), Jepang (10,06 persen), Amerika Serikat (7,12 persen), Malaysia (5,63 persen), Korea Selatan (5,01 persen), Thailand (4,73 persen), Australia (3,57 persen), Jerman (2,51 persen), Taiwan (2,40 persen), Perancis (1,69 persen), dan Inggris (0,95 persen).

Impor terbesar pada Januari-September 2009 berasal dari sembilan negara kelompok APEC Lainnya yakni mencapai 37,97 persen atau sebesar USD25.927,0 juta. Kelompok negara ASEAN berada di urutan berikutnya dengan peranan sebesar 28,82 persen (USD19.680,7 juta), kemudian diikuti negara-negara kelompok Uni Eropa 9,22 persen (USD6.295,9 juta), negara kelompok NAFTA sebesar 8,39 persen (USD5.730,7 juta), dan kelompok negara lainnya menyumbang 15,60 persen (USD10.650,2 juta).



Jika dilihat impor Indonesia dari kelompok ASEAN, selama Januari-September 2009 peranan impor yang paling tinggi adalah dari *Singapura* dengan peranan sebesar 57,66 persen dari total impor ASEAN. *Malaysia* menempati urutan kedua sebesar 19,53 persen, diikuti oleh *Thailand* (16,41 persen), *Vietnam* (2,19 persen), *Brunei Darussalam* (2,14 persen), *Philipina* (1,91 persen), sementara peranan impor dari *Myanmar*, *Kamboja* dan *Laos* masih di bawah satu persen.

Dari kelompok negara Uni Eropa, selama Januari-September 2009 peranan impor yang paling tinggi adalah dari *Jerman* dengan peranan sebesar 27,17 persen dari total impor Uni Eropa. *Perancis* menempati urutan kedua dengan peranan 18,28 persen, diikuti oleh *Inggris* (10,34 persen), *Swedia* (8,73 persen), dan *Italia* (8,17 persen).

**TABEL 3. NILAI DAN PERANAN IMPOR
DARI KELOMPOK NEGARA ASEAN, NAFTA, DAN UNI EROPA
JANUARI-SEPTEMBER 2008 DAN 2009**

KELOMPOK NEGARA	Januari-September 2008		Januari- September 2009	
	Nilai (Juta USD)	Peranan (%)	Nilai (Juta USD)	Peranan (%)
APEC				
ASEAN	33 641,0	33,08	19 680,7	28,82
Thailand	4 938,9	4,86	3 230,1	4,73
Singapura	18 096,7	17,80	11 348,3	16,62
Philipina	610,1	0,60	376,4	0,55
Malaysia	7 487,7	7,36	3 843,4	5,63
Myanmar	28,1	0,03	28,6	0,04
Kamboja	1,5	0,00	2,6	0,00
Brunei Darussalam	1 963,4	1,93	420,2	0,62
Laos	0,2	0,00	0,4	0,00
Vietnam	514,4	0,50	430,7	0,63
NAFTA	7 637,5	7,51	5 730,7	8,39
Amerika Serikat	6 085,9	5,99	4 866,7	7,12
Kanada	1 446,1	1,42	770,2	1,13
Meksiko	105,5	0,10	93,8	0,14
NEGARA APEC LAINNYA	36 291,2	35,69	25 927,0	37,97
Jepang	11 006,8	10,82	6 869,7	10,06
Hongkong	1 874,7	1,84	1 232,4	1,81
Korea Selatan	5 568,4	5,48	3 422,1	5,01
Taiwan	2 207,4	2,17	1 639,4	2,40
Cina	11 747,3	11,55	9 733,7	14,26
Papua New Guinea	16,8	0,02	36,8	0,05
Australia	3 072,1	3,02	2 438,4	3,57
Selandia Baru	595,7	0,59	416,4	0,61
Chili	202,0	0,20	138,1	0,20
UNI EROPA	7 725,2	7,60	6 295,9	9,22
Jerman	2 448,9	2,41	1 710,7	2,51
Perancis	902,1	0,89	1 151,2	1,69
Inggris	701,9	0,69	650,9	0,95
Swedia	794,2	0,78	549,9	0,81
Italia	767,0	0,75	514,3	0,75
Belanda	464,7	0,46	382,5	0,56
Belgia	489,7	0,48	316,5	0,46
Spanyol	208,1	0,20	188,6	0,28
Austria	280,4	0,28	181,1	0,26
Finlandia	310,0	0,31	178,5	0,26
Irlandia	74,5	0,07	147,0	0,22
Denmark	76,7	0,08	85,2	0,12
Hungaria	21,5	0,02	83,9	0,12
Cheska	48,7	0,05	32,7	0,05
Yunani	21,5	0,02	25,5	0,04
UNI EROPA LAINNYA	115,3	0,11	97,4	0,14
LAINNYA	16 393,0	16,12	10 650,2	15,60
TOTAL IMPOR	101 687,9	100,00	68 284,5	100,00

**TABEL 4. IMPOR MENURUT GOLONGAN PENGGUNAAN BARANG
JANUARI – SEPTEMBER 2005 - 2009**

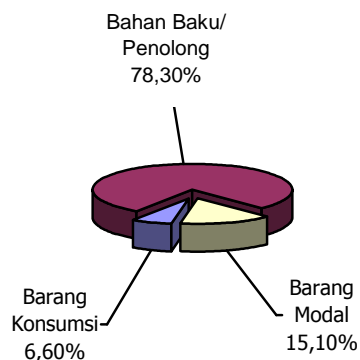
Bulan/ Tahun	Nilai (Juta USD)				Peranan (%)				
	Barang Konsumsi	Bahan Baku/ Penolong	Barang Modal	Total	Barang Konsumsi	Bahan Baku/ Penolong	Barang Modal	Total	
Jan-Sept:									
SPK:	2005	3 415,6	34 170,6	6 271,0	43 857,2	7,79	77,91	14,30	100,00
	2006	3 573,4	35 404,9	6 726,7	45 705,0	7,82	77,46	14,72	100,00
	2007	4 901,7	40 947,4	7 926,4	53 775,5	9,12	76,14	14,74	100,00
SPU :	2008	6 706,4	79 626,4	15 355,1	101 687,9	6,60	78,30	15,10	100,00
	2009	4 820,6	48 740,3	14 723,6	68 284,5	7,06	71,38	21,56	100,00

Keterangan : SPK = Sistem Perdagangan Khusus
SPU = Sistem Perdagangan Umum

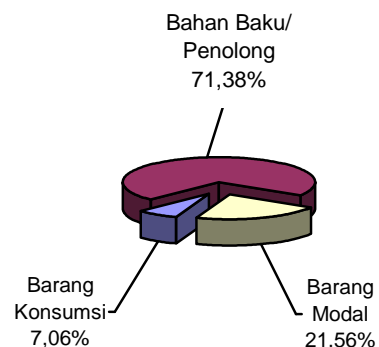
Rata-rata nilai impor Januari-September periode 2005-2009 adalah sebesar USD62.662,0 juta dengan rata-rata nilai impor barang konsumsi dan peranannya USD4.683,5 juta (7,68 persen), impor *bahan baku/penolong* sebesar USD47.777,9 juta (76,24 persen), dan impor *barang modal* sebesar USD10.200,6 juta (16,08 persen). Jika dibandingkan Januari-September 2008, maka nilai impor semua golongan barang periode yang sama 2009 mengalami penurunan yang cukup tinggi. Penurunan tertinggi terjadi pada kelompok bahan baku/penolong yaitu sebesar 38,79 persen. Sementara itu, impor kelompok barang konsumsi dan barang modal menurun masing-masing sebesar 28,12 persen dan 4,11 persen.

**GRAFIK 5. PERSENTASE NILAI IMPOR INDONESIA
MENURUT GOLONGAN PENGGUNAAN BARANG
JANUARI-SEPTEMBER 2008 DAN 2009**

Januari-September 2008



Januari-September 2009



Dilihat dari peranannya selama Januari-September periode 2005-2009, rata-rata peranan tertinggi diberikan oleh impor bahan baku/penolong yaitu 76,24 persen, diikuti oleh rata-rata impor barang modal sebesar 16,08 persen dan rata-rata impor bahan konsumsi sebesar 7,68 persen. Sementara itu, peran barang konsumsi yang tertinggi dicapai di tahun 2007 yaitu sebesar 9,35 persen. Golongan bahan baku/penolong memberikan peranan tertinggi di tahun 2008 sebesar 78,30 persen, sedangkan golongan barang modal peran tertingginya dicapai pada tahun 2009 sebesar 21,56 persen.

Jika dibandingkan dengan periode yang sama tahun sebelumnya, peranan nilai impor *barang konsumsi* dan *barang modal* terhadap keseluruhan nilai impor pada Januari-September 2009 mengalami peningkatan masing-masing dari 6,60 persen menjadi 7,06 persen (naik 0,46 poin) dan dari 15,10 persen menjadi 21,56 persen (naik 6,46 poin). Sebaliknya impor *bahan baku/penolong* menurun dari 78,30 persen menjadi 71,38 persen (turun 6,92 poin).

Menurut golongan barang SITC (Standard International Trade Classification) 1 digit, kelompok barang utama impor selama Januari-September 2009 adalah kelompok *mesin dan alat angkutan* dengan nilai sebesar USD25.485,9 juta dan memberikan peran sebesar 37,32 persen dari total impor Indonesia Januari-September 2009. Dilihat dari nilainya, maka nilai impor kelompok ini menurun sebesar 19,84 persen jika dibandingkan periode yang sama tahun sebelumnya. Namun, dilihat dari peranan impor kelompok barang ini mengalami peningkatan sebesar 6,06 poin yaitu dari 31,26 persen menjadi 37,32 persen.

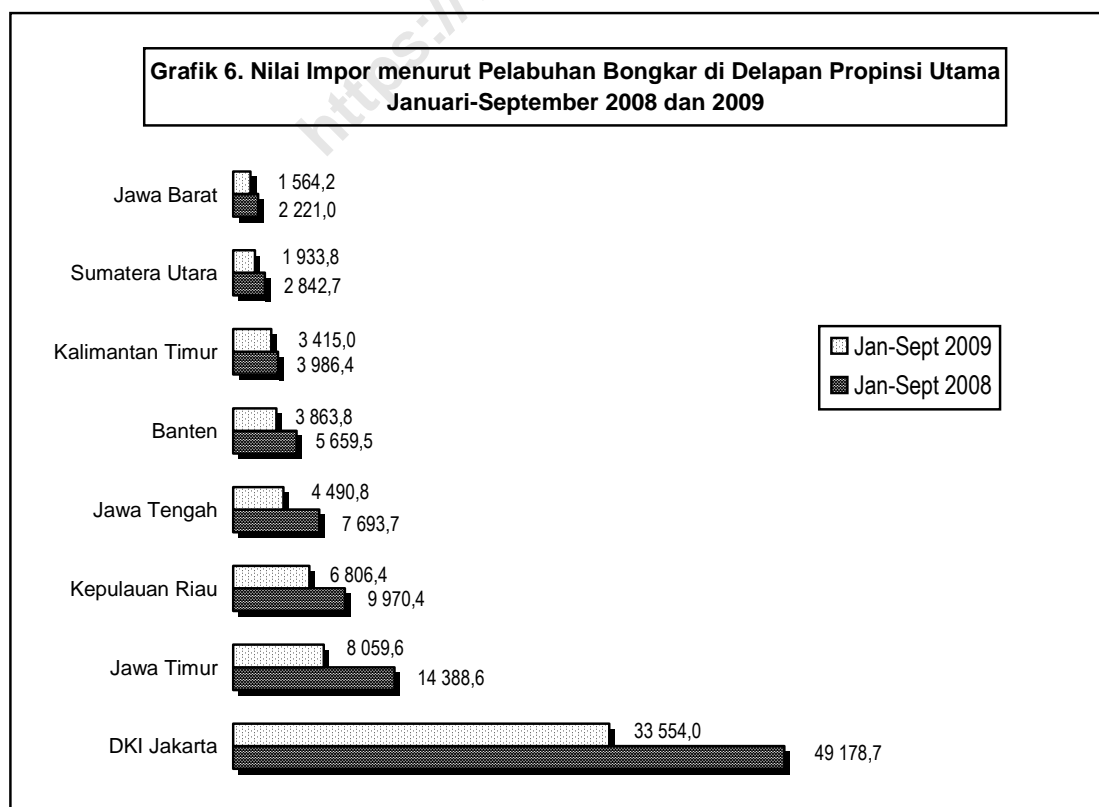
**TABEL 5. IMPOR MENURUT SITC-1 DIJIT
JANUARI-SEPTEMBER 2008 DAN 2009**

SITC	Januari-September 2008		Januari-September 2009		Perubahan Jan-Sept'09 thd Jan- Sept'08 (%)
	Nilai (Juta USD)	Peranan (%)	Nilai (Juta USD)	Peranan (%)	
0 Bahan Makanan dan Binatang Hidup	6 322,5	6,22	5 328,6	7,80	-15,72
1 Minuman dan Tembakau	340,6	0,33	288,7	0,42	-15,24
2 Bahan Baku dan Hasil Tambang	5 717,9	5,62	3 462,0	5,07	-39,45
3 Minyak dan Bahan Bakar Mineral	26 272,2	25,84	13 200,8	19,33	-49,75
4 Minyak Nabati dan Hewani	104,9	0,10	83,7	0,12	-20,21
5 Bahan Kimia dan produknya	12 655,3	12,45	8 340,5	12,22	-34,09
6 Barang-barang Buatan Pabrik	15 629,3	15,37	9 755,2	14,29	-37,58
7 Mesin dan Alat Angkutan	31 792,7	31,26	25 485,9	37,32	-19,84
8&9 Lainnya	2 852,5	2,81	2 339,1	3,43	-18,00

Total Impor	101 687,9	100,00	68 284,5	100,00	-35,84
--------------------	------------------	---------------	-----------------	---------------	---------------

Impor kelompok barang SITC 1 digit yang terbesar berikutnya adalah *minyak dan bahan bakar mineral* dengan nilai USD13.200,8 juta dengan peran sebesar 19,33 persen, diikuti oleh *barang-barang buatan pabrik* sebesar USD9.755,2 juta (14,29 persen). Selanjutnya yaitu *bahan kimia dan produknya* sebesar USD8.340,5 juta (12,22 persen), *bahan makanan dan binatang hidup* sebesar USD5.328,6 juta (7,80 persen), *bahan baku dan hasil tambang* sebesar USD3.462,0 juta (5,07 persen), *kelompok barang lainnya* sebesar USD2.339,1 juta (3,43 persen), *minuman dan tembakau* sebesar USD288,7 juta (0,42 persen), dan *minyak nabati dan hewani* sebesar USD83,7 juta (0,12 persen).

Selama Januari-September 2009, pelabuhan di DKI Jakarta membongkar barang impor terbesar dibanding dengan pelabuhan di propinsi lain, yaitu sebesar USD33.554,0 juta atau 49,14 persen dari total impor Indonesia. Propinsi dengan impor terbesar kedua adalah Jawa Timur yang mencapai USD8.059,6 juta (11,80 persen), diikuti Kepulauan Riau USD6.806,4 juta (9,97 persen), Jawa Tengah USD4.490,8 juta (6,58 persen), dan Banten USD3.863,8 juta (5,66 persen). Kemudian nilai impor yang masuk melalui propinsi Kalimantan Timur, Sumatera Utara, dan Jawa Barat masing-masing sebesar USD3.415,0 juta, USD1.933,8 juta, dan USD1.564,2 juta. Sementara nilai impor ke propinsi lainnya masih berada di bawah USD1 miliar.



Dibandingkan periode yang sama tahun 2008, seluruh propinsi utama diatas mengalami perubahan negatif. Dua propinsi mengalami penurunan di atas 40 persen yaitu propinsi Jawa Timur yang mengalami penurunan sebesar 43,99 persen dan Jawa Tengah 41,63 persen. Lima propinsi berikutnya menurun antara 40,00 persen dan 20,00 persen yaitu Sumatera Utara sebesar 31,97 persen, DKI Jakarta 31,77 persen, Kepulauan Riau dan Banten masing-masing 31,73 persen, dan Jawa Barat 29,57 persen. Sementara itu, propinsi Kalimantan Timur menurun dibawah 20,00 persen yaitu sebesar 14,33 persen.

**TABEL 6. NILAI DAN PERANAN IMPOR MENURUT PROPINSI¹⁾
JANUARI-SEPTEMBER 2008 DAN 2009**

Propinsi	Januari-September 2008		Januari-September 2009		Perubahan Jan-Sept'09 thd Jan-Sept'08 (%)
	Nilai (Juta USD)	Peranan (%)	Nilai (Juta USD)	Peranan (%)	
Nangroe Aceh Darussalam	16,7	0,02	54,0	0,08	223,35
Sumatera Utara	2 842,7	2,80	1 933,8	2,83	-31,97
Sumatera Barat	421,0	0,41	252,3	0,37	-40,07
Riau	1 305,0	1,28	530,6	0,78	-59,34
Jambi	122,5	0,12	69,8	0,10	-43,02
Sumatera Selatan	154,5	0,15	164,9	0,24	6,73
Bengkulu	1,7	0,00	2,4	0,00	41,18
Lampung	783,8	0,77	921,3	1,35	17,54
Bangka Belitung	32,4	0,03	36,7	0,05	13,27
Kepulauan Riau	9 970,4	9,81	6 806,4	9,97	-31,73
DKI Jakarta	49 178,7	48,36	33 554,0	49,14	-31,77
Jawa Barat	2 221,0	2,18	1 564,2	2,29	-29,57
Jawa Tengah	7 693,7	7,57	4 490,8	6,58	-41,63
D I Yogyakarta	0,5	0,00	0,7	0,00	40,00
Jawa Timur	14 388,6	14,15	8 059,6	11,80	-43,99
Banten	5 659,5	5,57	3 863,8	5,66	-31,73
B A L I	619,3	0,61	532,9	0,78	-13,95
Nusa Tenggara Barat	192,3	0,19	140,4	0,21	-26,99
Nusa Tenggara Timur	2,4	0,00	2,4	0,00	0,00
Kalimatan Barat	76,1	0,07	58,4	0,08	-23,26
Kalimantan Tengah	19,6	0,02	32,4	0,05	65,31
Kalimantan Selatan	285,7	0,28	721,5	1,06	152,54
Kalimantan Timur	3 986,4	3,92	3 415,0	5,00	-14,33
Sulawesi Utara	8,6	0,01	11,4	0,02	32,56
Sulawesi Tengah	1,1	0,00	12,9	0,02	1 072,73
Sulawesi Selatan	588,2	0,58	368,7	0,54	-37,32
Sulawesi Tenggara	0,4	0,00	7,7	0,01	1 825,00
Gorontalo	0,0	0,00	0,0	0,00	---
Maluku	112,0	0,11	76,7	0,11	-31,52
Maluku Utara	0,0	0,00	0,0	0,00	---
Papua Barat	0,5	0,00	0,0	0,00	-100,00
Papua	1 002,6	0,99	598,8	0,88	-40,28
TOTAL IMPOR	101 687,9	100,00	68 284,5	100,00	-32,85

Keterangan : ¹⁾ = melalui pelabuhan bongkar yang terdapat di propinsi

<https://www.bps.go.id>

I-1. IMPOR MENURUT GOLONGAN BARANG HS / IMPORT BY HS COMMODITY GROUPS
A. MENURUT 21 GOLONGAN BARANG (HS) / BY 21 HS COMMODITY GROUP
***** SEPTEMBER / SEPTEMBER 2009 *****

HS	Uraian golongan barang <i>Group description</i>	Berat bersih / Net weight (Kg)		Nilai / Value C.I.F (U S \$)	
		Bulan ini	Kumulatif	Bulan ini	Kumulatif
		<i>Current month</i>	<i>Cum. Jan. to date</i>	<i>Current month</i>	<i>Cum. Jan. to date</i>
I	Live animals; animal product	50.644.126	589.427.647	89.324.572	1.081.094.464
II	Vegetable products	794.303.571	6.675.123.613	309.275.075	2.756.600.669
III	Fats, oils, waxes of animal/vegetable	16.255.479	71.133.008	16.782.030	93.432.445
IV	Foodstuffs,beverages,spirits and tobacco	573.822.629	4.253.741.926	354.338.300	2.535.154.588
IX	Wood and its articles,plaiting materials	46.734.251	364.293.043	20.282.674	174.550.600
V	Mineral products	4.739.023.741	32.516.528.250	2.430.952.168	13.842.217.931
VI	Prod. of chemical or allied industries	673.079.509	6.699.147.989	690.810.089	6.532.446.675
VII	Plastics, rubber and articles there of	188.981.547	1.598.533.568	361.914.977	2.985.464.963
VIII	Raw hides, skins, leather and articles	9.110.975	47.735.764	23.409.810	114.390.594
X	Pulp, paper and articles there of	284.006.521	2.837.231.298	162.218.669	1.291.816.056
XI	Textiles & textile articles	88.628.933	935.521.610	285.987.933	3.018.751.256
XII	Footwear, umbrellas, artificial flowers	2.798.784	29.097.607	11.187.065	114.390.594
XIII	Cement, plaster, glass, ceramic products	43.535.676	378.462.616	35.660.926	313.883.945
XIV	Pearls & precious/semiprecious stones	179.800	2.772.740	3.697.775	42.779.632
XIX	Arms and amunition; parts & accesories	10.205	128.080	88.456	14.569.291
XV	Base metals and articles there of	959.977.153	5.655.080.409	833.363.317	6.376.960.361
XVI	Machinery,electric,electronic equipments	177.929.531	1.614.446.080	2.127.314.582	18.504.806.008
XVII	Vechiles, aircraft, and vessels	188.609.033	1.105.236.427	607.957.609	7.074.522.686
XVIII	Optical,photographic,musical instruments	5.700.607	47.527.178	111.805.669	921.325.270
XX	Miscellaneous manufactures articles.	12.227.995	115.146.753	40.123.337	384.986.165
XXI	Works of art,antiques special provisions	52.637	475.461	108.243	3.040.270
TOTAL IMPORT		8.855.612.703	65.536.791.067	8.516.603.276	68.284.513.062

I-1. IMPOR MENURUT GOLONGAN BARANG (HS) / IMPORT BY HS COMMODITY GROUPS
B. MENURUT GOLONGAN BARANG 2 DIJIT HS / BY COMMODITY 2 DIGITS HS
***** SEPTEMBER / SEPTEMBER 2009 *****

HS	Uraian golongan barang <i>Group description</i>	Berat bersih / Net weight (Kg)		Nilai / Value C.I.F (U S \$)	
		Bulan ini	Kumulatif	Bulan ini	Kumulatif
		<i>Current month</i>	<i>Cum. Jan. to date</i>	<i>Current month</i>	<i>Cum. Jan. to date</i>
01	Live animals	13.389.823	170.989.183	24.549.593	318.611.079
02	Meat and edible meat offal	7.184.923	83.197.388	18.021.246	193.914.883
03	Fish and crustaceans	13.290.566	127.250.751	10.413.999	107.130.654
04	Dairy products, bird's eggs, natural honey	15.824.664	200.390.586	32.795.772	441.979.857
05	Products of animal origin	954.150	7.599.739	3.543.962	19.457.991
06	Live trees and other plants	17.640	352.661	23.374	978.490
07	Edible vegetables and certain roots and tubers	42.382.603	511.052.342	19.411.507	220.991.421
08	Edible fruits and nuts	57.824.138	496.683.550	56.471.629	480.411.614
09	Coffee, tea, mate, and spices	5.873.429	37.640.368	5.221.296	39.308.024
10	Cereals	515.664.383	3.795.150.581	142.342.613	1.093.735.996
11	Products of the milling industry; malt, starches	90.670.219	598.832.662	32.851.007	222.856.383
12	Oil seeds and oleaginous fruits; grains,seed, and fruits	81.191.521	1.229.065.240	49.802.291	669.717.769
13	Lac; gums; resins and other vegetable saps and extracts	601.244	6.003.572	3.122.973	28.355.807
14	Vegetable plaiting materials; vegetable products	78.394	342.637	28.385	245.165
15	Animal or vegetable oils/fats and their cleavage products	16.255.479	71.133.008	16.782.030	93.432.445
16	Preparations of meat/fish/crustaceans/mollucs or other aquatic	450.398	3.687.453	847.291	9.573.914
17	Sugar and sugar confectionery	98.388.461	1.202.890.876	45.077.472	449.262.629
18	Cocoa and cocoa preparations	2.710.840	37.371.798	7.489.340	95.105.907
19	Preparations of cereals, flour, starch or milk; pastrycooks' products	4.072.211	35.121.132	8.099.161	73.154.229
20	Preparations of vegetables, fruits, nuts or other part of plants	4.625.013	36.780.550	9.450.220	51.866.288
21	Miscellaneous edible preparations	6.946.080	75.023.533	29.384.496	263.972.251
22	Beverages, spirit, and vinegar	9.932.276	73.891.303	6.283.258	45.310.878
23	Residues and waste from the food industries	442.184.459	2.747.462.665	225.563.856	1.302.943.192
24	Tobacco and manufactured tobacco substitutes	4.512.891	41.512.616	22.143.206	243.965.300
25	Salts; sulphur; earths and stone; plastering materials, lime and	474.292.385	4.943.261.810	31.952.254	460.199.880
26	Ores, slag, and ash	104.261.750	902.311.592	20.006.443	164.175.080
27	Mineral fuels, mineral oils and products of their distillation	4.160.469.606	26.670.954.848	2.378.993.471	13.217.842.971
28	Inorganic chemicals	190.701.498	1.798.519.237	73.690.914	698.386.959
29	Organic chemicals	251.610.059	2.613.087.230	317.696.672	2.840.524.458
30	Pharmaceutical products	1.180.342	13.804.395	23.136.132	273.794.928
31	Fertilizers	146.238.263	1.475.417.940	46.409.003	599.365.661
32	Tanning or dyeing extracts	20.371.331	188.524.745	53.397.115	497.297.544
33	Essential oils and resinoids; perfumery, cosmetic or toilet preparatio	5.713.314	59.086.725	43.720.743	371.387.500
34	Soap, organic surfasce-active agents, washing, and lubricating	12.481.566	103.223.645	25.841.252	221.339.256
35	Albuminoidal substances; modified starches; glues; enzymes	11.556.059	112.800.412	17.407.267	172.470.884
36	Explosives; pyrotechnic products; matches; certain combustible	1.003.147	13.381.474	4.881.334	41.834.030
37	Photographic and cinematographic goods	831.773	11.120.937	482.784	49.454.513
38	Miscellaneous chemical products	31.392.157	310.181.249	79.801.773	766.590.942
39	Plastics and articles thereof	157.328.264	1.336.379.016	277.057.786	2.222.688.409
40	Rubber and articles thereof	31.653.283	262.154.552	84.857.191	762.776.554

I-1. IMPOR MENURUT GOLONGAN BARANG (HS) / IMPORT BY HS COMMODITY GROUPS
B. MENURUT GOLONGAN BARANG 2 DIJIT HS / BY COMMODITY 2 DIGITS HS
***** SEPTEMBER / SEPTEMBER 2009 *****

H S	Uraian golongan barang Group description	Berat bersih / Net weight (Kg)		Nilai / Value C.I.F (U S \$)	
		Bulan ini Current month	Kumulatif Cum. Jan. to date	Bulan ini Current month	Kumulatif Cum. Jan. to date
41	Raw hides, skins, and leather	2.812.745	30.784.867	16.548.229	163.131.898
42	Articles of leather; saddlery and harness; travel goods and similar	6.286.280	16.886.132	6.724.462	58.010.663
43	Furskins and artificial fur; manufactures thereof	11.950	64.765	137.119	576.632
44	Wood and articles of wood; wood charcoal	46.612.056	363.384.228	19.908.142	172.377.753
45	Cork and articles of cork	39.349	388.756	142.774	1.064.129
46	Manufactured of straw or other plaiting materials; basketware and	82.846	520.059	231.758	1.108.718
47	Pulp of wood or of other fibrous cellulosic material; recovered	232.987.553	2.406.921.349	85.863.449	645.581.632
48	Paper and paperboard; articles of paper pulp or of	50.697.520	425.021.880	70.861.727	600.130.793
49	Printed books, newspapers, pictures, and other products of printing	321.448	5.288.069	5.493.493	46.103.631
50	Silk	93.397	764.037	434.529	5.018.310
51	Wool, fine or coarse animal hair; horse hair yarn, woven fabrics of	401.076	2.943.950	3.569.411	37.919.928
52	Cotton	45.419.920	489.311.844	95.744.597	1.052.742.415
53	Other vegetable textile fibres; paper yarns and woven fabrics of	746.348	9.575.057	1.338.848	18.507.802
54	Man-made filaments	8.053.224	88.630.265	41.971.603	431.046.277
55	Man-made staple fibres	15.065.621	150.366.667	41.016.541	403.841.718
56	Wadding, felt, and non-wovens	3.099.539	32.092.899	9.657.770	102.903.731
57	Carpets and other textile floor coverings	566.617	6.613.117	1.188.744	13.338.325
58	Special woven fabrics; tufted textile fabrics; lace; tapestries; embro	1.010.651	12.557.529	10.055.492	138.665.726
59	Impregnated, coated, covered or laminated textile fabrics	2.840.025	36.213.432	18.407.479	175.576.889
60	Knitted or crocheted fabrics	6.512.043	60.977.218	46.034.969	453.082.651
61	Articles of apparel and clothing accessories, knitted or crocheted	1.221.308	14.038.631	7.148.630	79.657.627
62	Articles of apparel and clothing accessories, not knitted or	1.010.651	14.578.009	5.723.929	78.056.598
63	Other made up textile articles; sets; worn clothing and worn textile a	2.588.513	16.858.955	3.695.391	28.393.259
64	Footwear, gaiters and the like; parts of such articles	2.131.793	24.719.856	9.490.458	100.943.963
65	Headgear and parts thereof	164.662	1.151.251	853.543	6.240.499
66	Umbrellas, walking sticks, seat-sticks, whips, riding crops and parts	440.044	2.451.087	533.430	3.152.771
67	Prepared feathers and articles; artificial flowers; articles of human	62.285	775.413	309.634	4.053.361
68	Articles of stone, plaster, cement, asbestos, mica or similar material	7.909.891	88.911.024	8.759.538	78.755.312
69	Ceramic products	21.642.492	155.593.797	13.757.225	114.218.110
70	Glass and glassware	13.983.293	133.957.795	13.144.163	120.910.523
71	Natural and cultured pearls, precious/semi precious stones, and	179.800	2.772.740	3.697.775	42.779.632
72	Iron and steel	792.462.214	4.167.023.632	424.823.959	2.723.808.896
73	Articles of iron and steel	87.648.185	882.145.456	184.818.561	2.092.453.299
74	Cooper and articles thereof	10.970.340	96.136.860	60.114.301	363.249.706
75	Nickel and articles thereof	145.281	1.348.681	2.355.544	16.466.050
76	Aluminium and articles thereof	37.542.506	249.366.249	80.158.293	538.031.269
78	Lead and articles thereof	10.340.072	49.385.633	19.513.184	77.094.446
79	Zinc and articles thereof	7.765.402	83.198.271	13.937.952	126.035.641
80	Tin and articles thereof	169.531	1.536.270	1.161.224	8.629.860
81	Other base metal; cermets; and articles thereof	360.350	2.087.870	4.385.428	23.784.729
82	Tools, implements, cutlery, spoon and forks, of base metal and	3.103.679	32.117.264	17.893.912	174.700.321
83	Miscellaneous articles of base metal	9.469.593	90.734.223	24.200.959	232.706.144
84	Nuclear reactors, boilers, machinery and mechanical appliances;	124.056.880	1.140.554.243	1.138.532.401	10.572.034.810
85	Electrical machinery and equipments; sound	53.872.651	473.891.837	988.782.181	7.932.771.198
86	Railway and tramway locomotive, mechanical traffic, and all kinds	489.941	5.801.781	5.753.965	54.407.848
87	Vehicles other than railway/tramway, and parts and accessories	38.418.034	287.483.545	238.371.142	2.137.066.277
88	Aircraft and its components	264.638	5.217.101	105.273.955	2.225.647.739
89	Ships, boat, and floating structures	69.967.132	662.988.304	216.282.126	2.128.678.335
90	Optical, photographic, cinematographic, measuring, checking,	4.489.199	37.152.022	103.039.494	823.143.324
91	Clocks and watches and parts thereof	272.368	3.032.772	2.003.345	27.821.882
92	Musical instruments; parts and accessories of such articles	939.040	7.342.384	6.762.830	70.360.064
93	Arms and ammunition; parts and accessories thereof	10.205	128.080	88.456	14.569.291
94	Furnitures, bedding, mattress supports, cushions and stuffed	5.720.106	53.068.889	16.961.026	149.386.670
95	Toys, games and sports requisites; parts and accessories thereof	3.109.920	27.993.862	9.183.715	80.222.432
96	Miscellaneous manufactured articles	3.397.969	34.084.002	13.978.596	155.377.063
97	Works of arts, collectors' piece and antiques	52.637	475.461	108.243	3.040.270
98	Vehicles in ckd and their components	79.469.288	143.745.696	42.276.421	528.722.487
	TOTAL IMPORT	8.855.612.703	65.536.791.067	8.516.603.276	68.284.513.062

I-1. IMPOR MENURUT GOLONGAN BARANG (HS) / IMPORT BY HS COMMODITY GROUPS
C. MENURUT 40 GOLONGAN BARANG (HS) TERBESAR / BY BIG 40 COMMODITIES (HS)
***** SEPTEMBER / SEPTEMBER 2009 *****

H S	Uraian golongan barang Group description	Berat bersih / Net weight (Kg)		Nilai / Value C.I.F (U S \$)	
		Bulan ini Current month	Kumulatif Cum. Jan. to date	Bulan ini Current month	Kumulatif Cum. Jan. to date
2709001000	Crude Petroleum Oil	1.484.872.587	11.254.665.398	752.397.433	5.008.258.961
2710111200	Motor Spirit, Premium Unleaded	843.907.900	5.727.873.040	569.960.494	3.259.938.224
2710197100	High Speed Diesel Fuel	1.173.968.672	5.113.562.173	691.294.279	2.646.905.117
8802401000	Aeroplanes Of An Unladen Weight > 15,000 Kg	200.510	4.661.140	84.068.022	2.072.946.363
8517120000	Telephones For Cellular Networks/for Other Wireless Networks	1.044.354	6.754.941	168.435.606	1.208.705.915
1001901900	Other Wheat, For Human Consumption	450.876.640	3.360.483.477	125.364.771	953.747.027
2304000000	Oil-cake&other Solid Residues,in Pellet Form, From The Extract Of Soyabean Oil	308.504.530	1.874.451.342	148.482.950	819.686.553
5201000000	Cotton, Not Carded/combed.	37.207.277	401.973.943	49.447.645	532.356.613
8529904000	Parts Of Digital Cameras/video Camera Recorders With App Of Hd 85.25 To 85.28	1.068.575	3.753.199	159.505.484	510.780.993
8901902400	Other Vessels, Motorised Of Gross Tonnage > 500 But <= 4000 Ton	1.761.419	44.833.619	27.500.000	510.077.337
1201009000	Other Soya Beans, Whether Or Not Broken	65.066.033	993.298.161	35.213.779	472.460.914
2902430000	P-xylene	56.817.638	503.242.567	59.135.523	452.926.768
8904001900	Tugs Of Gro Tonnage >26 Ton, Of A Power <= 4000 Hp	1.722.000	15.169.603	19.447.337	404.313.281
2710197900	Other Fuel Oils	172.201.737	1.057.889.619	75.807.341	402.097.093
8542390000	Other Electronic Integrated Circuits	250.253	1.673.792	53.863.321	387.770.679
2901210000	Ethylene	32.945.326	508.373.041	32.911.640	365.228.610
2710117000	Naphtha, Reformate Or Preparations For Preparing Spirits	65.292.850	743.809.596	40.037.513	349.649.849
8471302000	Laptop Incl Notebooks	543.878	3.851.608	47.267.385	334.256.415
8517709900	Other Parts In Subheading 85.17.70	205.722	4.911.573	31.845.378	333.756.405
0102901000	Live Oxen, Other Than Pure-bred Breeding Animals	13.283.684	170.340.176	24.336.554	317.415.736
8704102200	Damper Designed For Off Highway, > 24 T Not Ckd	2.682.999	28.499.317	27.294.458	311.582.807
2710111600	Other Motor Spirit, Unleaded	198.800.281	557.250.284	107.347.008	307.212.009
8473309000	Parts & Access Ofother Machines Of Heading 84.71	844.736	9.591.498	34.822.681	305.851.387
1701110010	Cane Sugar,icumsa Minimal 1200	55.050.000	813.410.008	23.382.063	285.950.862
8443910000	Part & Accessori Of Print Machinery Used For Print By Component Of Head 84.42	637.822	4.350.561	37.395.828	271.766.049
7207121000	Slabs Of Iron/non Alloy, Cont.< 0,25% Of Carbon, Other Than Square	175.252.956	669.707.420	68.685.973	268.605.924
8431430000	Parts Of Boring/sinking Mach Of Subhead 8430.41/8430.49	2.072.761	17.763.534	30.178.679	260.159.183
3104200000	Potassium Chloride	35.913.072	400.924.024	21.408.021	258.475.094
8901902600	Other Vessels, Motorised Of Gross Tonnage > 5000 Ton	22.914.000	207.109.000	20.796.608	245.463.103
8411990000	Oth Parts Of Gas Turbines	276.239	2.663.796	31.399.468	237.239.238
8429520000	Mach With A 360,revolving Super Struct, Mech Shovels,excavators And Shove Loader	6.284.685	39.667.336	30.859.586	235.535.052
8901901400	Other Vessels, Not Motorised Of Gross Tonnage > 500 Ton	3.225.000	143.488.266	11.319.538	226.165.657
7308909000	Other Structures And Parts Of Structures Of Iron Or Steel	3.693.815	91.147.687	10.385.977	218.338.366
3902102000	Polypropylene In Granule Form	31.455.369	212.487.168	35.432.681	217.551.036
7304190000	Oth.tube,pipe&hollow Profile,seamless, Line Pipe Of A Kind Use For Oil/gas Pipe	12.290.162	117.379.043	14.827.608	197.600.499
9801202000	Vhcls Of Head 8704 With 5 Ton < Gross Weight <= 24 Ton, Incmplty Knocked Down	10.471.283	32.157.902	18.493.329	195.225.242
8542900000	Parts Of Electronic Integrated Circuits	134.550	1.243.738	15.082.496	193.520.351
2711120000	Liquid Propane	29.567.864	406.847.552	18.029.687	190.805.979
8708999900	Other Parts,acces For Other Vehicles Of Heading 87.02, 8704, 8705	4.594.829	26.766.145	20.608.408	182.225.076
9801102000	Oth Vhcl Of Head 8703 With (4x2) System Incompletely Knocked Down, For Person	1.241.698	17.708.478	13.058.298	179.014.285

I-2 IMPOR MENURUT GOLONGAN BARANG SITC / IMPORT BY SITC COMMODITY GROUPS
***** SEPTEMBER / SEPTEMBER 2009 *****

SITC	Uraian golongan barang Group description	Berat bersih / Net weight (Kg)		Nilai / Value C.I.F. (US \$)	
		Bulan ini Current month	Kumulatif Cum. Jan. to date	Bulan ini Current month	Kumulatif Cum. Jan. to date
A. By Commodity 1 digit SITC					
0	Bahan makanan dan binatang hidup	1.295.479.416	10.042.154.439	660.684.315	5.328.646.871
1	Minuman dan tembakau	14.383.254	114.972.850	28.312.085	288.653.715
2	Bahan mentah	1.017.636.975	10.338.165.157	376.536.735	3.461.975.534
3	Bahan bakar, bahan penyemir, dsb	4.158.777.817	26.634.975.635	2.378.165.085	13.200.821.848
4	Minyak/lemak nabati dan hewan	16.053.639	67.695.365	14.632.887	83.723.974
5	Bahan kimia	840.539.299	7.722.909.342	929.845.823	8.340.478.550
6	Hasil industri menurut bahan	1.101.801.170	7.507.381.394	1.145.622.522	9.755.212.643
7	Mesin dan alat pengangkutan	366.748.529	2.719.976.379	2.722.848.804	25.485.850.545
8	Hasil industri lainnya	44.184.041	388.485.109	257.947.219	2.323.363.934
9	Barang dan transaksi khusus lainnya	8.563	75.397	2.007.801	15.785.448
	TOTAL IMPORT	8.855.612.703	65.536.791.067	8.516.603.276	68.284.513.062
B. By Commodity 2 digit SITC					
00	Live animal for food	13.389.823	170.989.183	24.549.593	318.611.079
01	Meat and meat preparations	7.465.188	84.622.579	18.407.048	196.802.125
02	Dairy product and eggs	15.348.296	195.010.793	32.241.021	435.634.837
03	Fish, crustaceans, molluscs and their preparations	13.453.984	129.460.234	10.868.128	113.748.939
04	Cereals and cereal preparations	581.463.738	4.284.463.547	168.582.194	1.295.746.641
05	Fruits and vegetables	105.316.135	1.048.459.993	85.907.742	758.513.727
06	Sugar, sugar preparations, and honey	99.010.181	1.209.338.276	46.210.480	459.154.545
07	Coffee, tea, cocoa, and spices	8.986.696	78.170.123	15.393.907	157.965.761
08	Feeding stuff for animals	442.218.745	2.747.589.931	225.571.521	1.302.981.938
09	Miscellaneous food preparations	8.826.630	94.049.780	32.952.681	289.487.279
11	Beverages	9.870.363	73.460.234	6.168.879	44.688.415
12	Tobacco and tobacco manufactured	4.512.891	41.512.616	22.143.206	243.965.300
21	Hides, skins and furskins	1.260.398	11.678.960	749.406	7.241.235
22	Oil seeds, nuts, and kernels	80.821.830	1.225.277.821	48.599.854	658.227.387
23	Crude rubber	19.425.273	155.154.063	30.525.184	245.081.579
24	Wood, lumber, and cork	11.990.023	134.900.875	6.331.678	74.793.237
25	Pulp and waste paper	232.987.553	2.406.921.349	85.863.449	645.581.632
26	Textile fibres and their waste	50.724.002	533.111.022	81.157.397	833.405.676
27	Crude fertilizers and crude minerals	327.409.867	3.819.716.668	26.312.715	421.827.205
28	Metalliferous ores and metal scraps	291.068.048	2.033.630.481	89.100.861	515.556.824
29	Crude animals and vegetable materials, nes	1.949.981	17.773.918	7.896.191	60.260.759
32	Coal, coke, and briquettes	16.431.560	106.872.307	5.654.943	32.759.865
33	Petroleum and petroleum products	4.083.045.132	25.695.162.214	2.336.308.244	12.772.216.099
34	Gas; natural and manufactured	59.301.125	832.941.114	36.201.898	395.845.884
41	Animal oils and fats	1.042.991	4.654.192	1.240.795	8.689.379
42	Fixed vegetable oils/fats	12.550.941	37.960.151	10.069.653	37.390.431
43	Animal vegetable oils/fats	2.459.707	25.081.022	3.322.439	37.644.164
51	Organic chemicals	252.341.230	2.627.997.659	306.230.694	2.722.297.556
52	Inorganic chemicals	189.126.076	1.497.133.471	72.760.770	615.695.628
53	Dyeing, tanning, and colouring materials	20.651.430	191.614.149	53.794.625	500.894.182
54	Medical and pharmaceutical products	1.995.664	21.082.867	38.388.878	430.720.498
55	Essential oils and perfumery materials	13.079.140	118.486.007	57.759.609	493.753.341
56	Manufactured fertilizers	145.507.787	1.468.516.999	45.817.613	595.597.623
57	Plastics in primary forms	132.925.143	1.098.835.644	198.665.420	1.574.444.980
58	Plastics in non-primary forms	14.203.377	142.895.602	39.807.816	343.310.971
59	Chemical materials and its products, nes	70.709.452	556.346.944	116.620.398	1.063.763.771
61	Leather, leather med, nes	1.584.265	19.463.818	15.995.366	158.639.810
62	Rubber manufactured, nes	12.115.478	105.462.908	53.823.401	509.448.178
63	Wood and cork manufactured	34.661.382	228.872.109	13.719.238	98.648.645
64	Paper, paperboard, and manufactured thereof	50.224.405	420.092.790	66.026.922	543.408.648
65	Textile yarns, fabrics, and their products	36.161.603	378.071.429	192.719.574	2.034.117.726
66	Non metallic minerals manufactured	194.226.370	1.553.262.740	43.202.532	372.784.469
67	Iron and steel	663.600.189	3.849.529.309	469.368.836	3.582.965.153
68	Non ferrous metals	57.398.655	432.587.670	155.926.118	1.017.531.432
69	Manufactured of metal, nes	51.828.823	520.038.621	134.840.535	1.437.668.582
71	Power generating machine and equipments	27.084.605	303.604.110	230.409.018	2.523.940.719
72	Machinery specialized for particular industry	38.867.626	323.375.482	307.705.922	2.811.944.325
73	Metalworking machinery	5.566.977	49.400.570	39.936.731	415.805.717
74	General industrial machinery and equipments	52.478.103	462.806.816	430.169.776	3.860.206.423
75	Office machinery and automatic data processing	5.988.820	60.396.378	176.038.036	1.477.163.435
76	Telecommunication and reproducers apparatus	13.100.548	100.801.472	470.250.621	3.471.969.046
77	Electrical machinery and apparatus	35.625.538	319.689.534	468.239.754	3.902.210.752
78	Road vehicles	117.376.782	427.013.476	273.393.068	2.633.533.805
79	Other transportation equipments	70.659.530	672.888.541	326.705.878	4.389.076.323
81	Sanitary, plumbing, and fittings	2.305.649	31.254.938	8.031.375	110.775.872
82	Furniture	4.668.663	37.976.370	12.748.359	90.246.488
83	Traveling goods	6.164.242	15.747.863	6.148.206	51.402.638
84	Clothing	2.972.949	35.872.444	16.853.027	199.105.521
85	Footwear	2.131.793	24.719.856	9.490.458	100.943.963
87	Professional, scientific, and contractor instruments	4.040.623	32.782.125	70.259.260	584.665.244
88	Photographic apparatus, equipments and optics	1.467.943	18.378.292	19.857.299	210.301.258
89	Miscellaneous manufactured articles	20.432.179	191.753.221	114.559.235	975.922.950
96	Coin; not being legal tender	2645	5.577	5.022	14.051
97	Gold; non monetary	5.918	69.820	2.002.779	15.771.397

TOTAL IMPORT

8.855.612.703

65.536.791.067

8.516.603.276

68.284.513.062

<https://www.bps.go.id>

I-2 IMPOR MENURUT GOLONGAN BARANG SITC / IMPORT BY SITC COMMODITY GROUPS
***** SEPTEMBER / SEPTEMBER 2009 *****

SITC	Uraian golongan barang Group description	Berat bersih/ Net weight(Kg)		Nilai/Value C.I.F.(US\$)	
		Bulan ini Current month	Kumulatif Cum.Jan.to date	Bulan ini Current month	Kumulatif Cum.Jan.to date
C. By Commodity 3 digit SITC					
001	Live Animals Other Than Fish	13.389.823	170.989.183	24.549.593	318.611.079
011	Meat Of Bovine Animals Fresh, Chilled Or Frozen	4.403.249	46.268.989	12.699.229	127.459.335
012	Other Meat, Other Edible Meat Offal, Fresh, Chilled Or Frozen	2.771.317	36.873.854	5.261.792	66.081.308
016	Meat And Edible Meat Offal, Salted, Dried, Edible Flour Of Meat	10.357	54.790	60.225	374.697
017	Meat And Edible Meat Offal, Prepared Or Preserved	280.265	1.424.946	385.802	2.886.785
022	Milk,cream, And Milk Products Other Than Butter Or Cheese	13.630.528	174.051.414	26.561.973	367.373.251
023	Butter And Other Fats From Milk	602.745	9.554.124	1.697.320	25.968.342
024	Cheese And Curds	1.064.959	10.414.296	3.704.676	36.392.609
025	Eggs, Birds, And Egg Yolks; Fresh, Dried Or Otherwise Preserved	50.064	990.959	277.052	5.900.635
034	Fish, Fresh, Chilled Or Frozen	9.801.732	96.860.233	7.056.191	73.908.721
035	Fish, Dried Salted Or In Brine; Smoked Fish	2.299.231	16.819.939	1.691.369	13.545.733
036	Crustaceans, Molluscs, And Aquatic Invertebrates	1.189.603	13.570.334	1.666.439	19.675.743
037	Fish, Crustaceans, Molluscs, And Other Aquatic Invertebrates;	163.418	2.209.728	454.129	6.618.742
041	Wheat And Meslin, Unmilled	451.744.790	3.363.012.691	125.605.701	955.006.265
042	Rice	14.496.741	186.634.812	5.018.017	80.347.133
043	Barley, Unmilled	0	2.704	0	2.458
044	Maize, Unmilled	48.880.614	236.615.056	11.452.694	55.150.354
045	Cereals, Unmilled	542.238	8.885.318	266.201	3.229.786
046	Meal And Flour Of Wheat And Flour Of Meslin	58.975.621	437.507.688	20.045.872	152.501.010
047	Other Cereal Meals And Flours	743.671	5.508.750	271.689	2.146.947
048	Cereal Preparations And Preparations Of Flours/starches Of Fruit	6.080.063	46.296.528	5.922.020	47.362.688
054	Vegetables, Fresh, Chilled, Frozen Or Simply Preserved	42.069.353	506.604.320	18.702.512	210.405.366
056	Vegetables, Roots And Tubers, Prepared Or Preserved Nes	3.019.946	30.111.094	7.057.654	46.379.187
057	Fruit And Nut; Fresh Or Dried	57.781.531	496.173.486	56.357.559	479.448.143
058	Fruits, Preserved And Preparations	1.677.889	8.634.742	2.130.739	11.223.830
059	Fruit And Vegetable Juices	767.416	6.936.351	1.659.278	11.057.201
061	Sugar, Molasses, And Honey	98.570.925	1.205.452.917	45.272.695	448.328.940
062	Sugar Confectionery	439.256	3.885.359	937.785	10.825.605
071	Coffee And Coffee Substitutes	952.009	8.973.077	3.386.827	33.170.732
072	Cocoa	2.481.516	31.789.617	6.546.255	78.291.182
073	Chocolate And Other Food Preparations Containing Cocoa	229.324	5.582.181	943.085	16.814.725
074	Tea And Mate	598.878	5.420.139	1.456.411	12.278.197
075	Spices	4.724.969	26.405.109	3.061.329	17.410.925
081	Feeding Stuff For Animals	442.218.745	2.747.589.931	225.571.521	1.302.981.938
091	Margarine And Shortening	201.840	2.951.856	2.149.143	9.576.003
098	Edible Products And Preparations	8.624.790	91.097.924	30.803.538	279.911.276
111	Non-alcoholic Beverages, Nes	9.858.930	73.374.327	6.122.830	44.264.023
112	Alcoholic Beverages	11.433	85.907	46.049	424.392
121	Tobacco, Unmanufactured And Refused	3.942.907	34.338.247	17.367.829	190.662.845
122	Tobacco, Manufactured	569.984	7.174.369	4.775.377	53.302.455
211	Hides And Skins, Raw	1.260.398	11.652.311	749.406	7.099.969
212	Furskins, Raw	0	26.649	0	141.266
222	Oil Seeds Use For Extraction Ofsoft Fixed Vegetable Oils	79.857.606	1.219.536.631	48.149.784	651.084.078
223	Oil Seeds Use For Extraction Of Other Fixed Vegetable Oils	964.224	5.741.190	450.070	7.143.309
231	Natural Rubber Latex;natural Rubber And Similar Natural Gums	1.324.246	7.100.538	1.823.349	10.198.183
232	Synthetic Rubber Latex, Synthetic/reclaimed Rubber	18.101.027	148.053.525	28.701.835	234.883.396
244	Cork,natural,raw And Waste	6.755	34.539	47.049	161.871
245	Fuel Wood And Wood Charcoal	187.369	1.792.403	45.927	724.614
246	Wood In Chips Or Particles And Waste	53.608	6.252.960	17.169	925.245
247	Wood In The Rough Or Roughly Squared	2.350.467	24.272.289	824.726	8.801.459
248	Wood,Simply Worked And Railway Sleeper Of Wood	9.391.824	102.548.684	5.396.807	64.180.048
251	Pulp And Waste Paper	232.987.553	2.406.921.349	85.863.449	645.581.632
261	Silk	17.433	350.212	92.179	2.461.627
263	Cotton	37.629.897	405.343.278	50.028.704	547.660.644
264	Jute And Other Textile Bast Fibres	229150	1.869.922	222.639	1.092.987
265	Vegetable Textile Fibres,raw Or Processed;waste Of These Fibres	122.669	891.675	111.971	874.559
266	Synthetic Fibres Suitable For Spinning	8.724.456	85.920.494	16.717.888	145.214.802
267	Other Man-made Fibres Suitable For Spinning And Waste	3.810.609	37.479.419	13.059.466	130.172.146
268	Wool And Other Animal Hair	188.241	1.147.862	919.943	5.778.775
269	Old Clothing And Other Old Textile Articles; Rags	1.547	108.160	4.607	150.136
272	Fertilizers, Crude	758.567	563.443.666	652.924	129.870.721
273	Stone, Sand And Gravel	156.860.603	1.119.135.425	7.432.725	54.047.372
274	Sulphur And Unroasted Iron Pyrites	4.888.117	144.210.820	687.558	29.964.615
277	Natural Abrasives	666.863	12.463.607	231.909	4.774.904
278	Other Crude Minerals	164.235.717	1.980.463.150	17.307.599	203.169.593
281	Iron Ore And Concentrates	102.705.029	875.793.965	18.172.307	133.890.410
282	Waste And Scrap Metal Of Iron/steel	178.546.262	806.027.445	54.378.127	227.455.318
283	Copper Ores And Concentrates	10.851	10.142.018	56.310	17.189.006
284	Nickel Ores And Concentrates	0	3.227	0	10.380
285	Aluminium Ores And Concentrates	1.674.048	302.089.771	979.515	83.172.016
286	Ores And Concentrates Of Uraniumand Thorium	0	2	0	6
287	Ores And Concentrates Of Basemetals	1.446.854	14.542.597	1.721.616	15.171.834
288	Non-ferrous Base Metal Waste And Scraps	6.685.004	25.031.372	13.792.986	38.657.562
289	Ores And Concentrates Of Precious Metals; Waste,scraps	0	84	0	10.292
291	Crude Animal Materials	954.150	7.599.739	3.543.962	19.457.991
292	Crude Vegetable Materials	995.831	10.174.179	4.352.229	40.802.768
321	Coals, Pulverized Or Not	9.449.846	63.144.912	3.469.659	18.905.400

I-2 IMPOR MENURUT GOLONGAN BARANG SITC / IMPORT BY SITC COMMODITY GROUPS
***** SEPTEMBER / SEPTEMBER 2009 *****

SITC	Uraian golongan barang Group description	Berat bersih/ Net weight(Kg)		Nilai/Value C.I.F.(US\$)	
		Bulan ini Current month	Kumulatif Cum.Jan.to date	Bulan ini Current month	Kumulatif Cum.Jan.to date
C. By Commodity 3 digit SITC					
322	Briquettes, Lignite And Peat	241.975	1.015.174	62.554	924.391
325	Coke And Semi Coke Of Coal/lignite/peat	6.739.739	42.712.221	2.122.730	12.930.074
333	Petroleum Oil, Crude	1.484.888.436	11.254.927.168	752.410.013	5.008.549.835
334	Petroleum Products, Refined	2.531.073.733	13.958.652.988	1.550.976.772	7.534.097.064
335	Residual Petroleum Products, And Related Materials	67.082.963	481.582.058	32.921.459	229.569.200
342	Liquefied Propane And Butane	59.298.159	776.483.737	36.175.729	366.782.719
343	Natural Gas, Liquefied Or Not	23	3.931.433	372	2.156.889
344	Petroleum Gases And Other Gas	2.193	52.524.220	22.249	26.887.059
345	Coal Gas, Water Gas And Similar Gas	750	1724	3.548	19.217
411	Animal Oils And Fats	1.042.991	4.654.192	1.240.795	8.689.379
421	Fixed Vegetable Fats And Oils Soft,crude,refined Or Fractioned	2.107.558	15.670.685	2.656.882	20.306.557
422	Fixed Vegetable Fats And Oils Solid,crude,refined Or Fractioned	10.443.383	22.289.466	7.412.771	17.083.874
431	Animal And Vegetable Oil; Fat Processed And Their Wax	2.459.707	25.081.022	3.322.439	37.644.164
511	Hydrocarbon And Their Halogenated, Nitrated Derivatives	147.143.080	1.658.378.954	148.633.036	1.306.766.585
512	Alcohols,phenols,phenol-alcohols And Their Halogenated	48.037.142	425.302.363	40.275.782	324.154.900
513	Carboxylic Acids,and Their Anhydrides,halides,peroxides	24.625.296	250.926.025	28.430.942	301.750.558
514	Nitrogen-function Compounds	12.088.005	105.046.021	28.806.507	258.502.551
515	Organo-inorganic And Heterocyclic Compounds	11.844.629	99.186.142	43.368.509	378.285.617
516	Other Organic Chemicals	8.603.078	89.158.154	16.715.918	152.837.345
522	Inorganic Chemical Elements, Oxides And Halogen Salts	53.271.178	452.094.325	35.568.423	273.529.140
523	Metallicsalts And Peroxysalts	134.291.366	1.028.610.922	35.542.259	325.253.696
524	Other Inorganic Chemicals;chemical Compound Of Precious	1.553.925	16.392.731	1.280.115	14.289.671
525	Radioactive And Associated Materials	9.607	35.493	369.973	2.623.121
531	Synthetic Organic; Colouring Matter	3.429.486	39.641.179	16.471.298	177.351.968
532	Dyeing/tanning Extracts And Synthetic Tanning Materials	838.606	7.561.365	907.217	10.468.630
533	Pigments, Paints, Varnishes, And Related Materials	16.383.338	144.411.605	36.416.110	313.073.584
541	Medicinal And Pharmaceutical Products	1.213.641	12.937.353	21.797.854	244.976.132
542	Medicaments, Including Veterinary Medicaments	782.023	8.145.514	16.591.024	185.744.366
551	Essential Oils, Perfumes, And Flavour Materials	2.172.789	18.802.112	25.488.156	212.397.852
553	Perfumery, Cosmetics, And Toilet Preparations	3.540.525	40.284.613	18.232.587	158.989.648
554	Soap,cleansing And Polishing Preparations	7.365.826	59.399.282	14.038.866	122.365.841
562	Fertilizers, Manufactured	145.507.787	1.468.516.999	45.817.613	595.597.623
571	Polymers Of Ethylene In Primary Forms	37.088.067	296.057.850	44.393.225	341.874.080
572	Polimers Of Styrene In Primary Forms	7.754.993	86.504.297	13.236.154	128.914.041
573	Polimers Of Vinyl Chloride In Primary Forms	2.802.555	32.237.218	3.674.738	38.570.488
574	Poliacetals And Polycarbons In Primary Forms	14.138.516	146.318.920	28.072.107	244.360.660
575	Other Plastics In Primary Forms	70.787.556	536.494.634	109.206.481	820.128.356
579	Waste And Scrap Of Plastics	353.456	1.222.725	82.715	597.355
581	Tubes, Pipes, And Hoses Of Plastics	1.194.979	10.889.510	6.964.888	45.536.624
582	Plates, Sheets, And Film Of Plastics	12.807.556	130.689.130	31.823.606	291.876.056
583	Monofilament And Rod Of Plastics	200.842	1.316.962	1.019.322	5.898.291
591	Disinfectants, Insecticides, And Fungicides Put In Forms	2.312.676	24.692.600	9.667.503	125.270.320
592	Starches, Inulin, And Wheat Glutenal Buminoidal Substances; Glues	37.536.221	231.236.157	25.087.710	204.632.243
593	Explosive And Pyrotechnic Products	966.651	13.274.417	4.734.848	41.291.842
597	Additive For Mineral Oils	9.643.178	83.573.428	26.377.893	224.486.033
598	Miscellaneous Chemical Products	20.250.726	203.569.828	50.752.444	468.078.925
599	Residual products of chemical or allied industries, sewage	0	514	0	4.408
611	Leathers	1.552.347	19.132.556	15.798.823	156.031.929
612	Manufactures And Composition Leathers	31.918	326.768	196.543	2.543.143
613	Furskins, Tanned Or Dressed	0	4.494	0	64.738
621	Materials Of Rubber	2.182.417	25.504.589	10.102.793	102.841.476
625	Rubber Tyre,tyre Cases,tyre Treads,inner Tubes, And Tyre Flaps	7.253.268	58.686.322	25.002.989	247.496.871
629	Articles Of Rubbers	2.679.793	21.271.997	18.717.619	159.109.831
633	Cork Manufactures	32.594	354.217	95.725	902.258
634	Veneers,plywood,improved/reconstituted Wood Worked	33.918.465	219.632.151	11.988.358	83.308.894
635	Wood Manufactures	710.323	8.885.741	1.635.155	14.437.493
641	Papers And Paperboards	43.105.174	293.289.820	47.028.033	336.168.507
642	Paper And Paperboard Cut To Size/shape And Article Of Papers	7.119.231	126.802.970	18.998.889	207.240.141
651	Textile Yarns	7.111.976	86.455.303	23.297.366	254.573.310
652	Cotton Fabrics, Woven	6.358.723	66.047.023	42.098.377	465.079.534
653	Fabrics, Woven, Of Man-made Fibres	5.757.550	57.592.148	35.489.691	368.968.884
654	Textile Fabrics, Woven, Other Than Of Cotton Or Man-made Fibres	468.325	5.530.509	3.725.387	51.759.879
655	Knitted Or Crocheted Fabrics	6.512.043	60.977.218	46.034.969	453.082.651
656	Tulle,lace,embroidery,ribbons,trimmings And Other Small Wares	921.217	10.842.329	9.241.143	122.322.524
657	Special Yarns,textile Fabrics	5.877.738	67.209.388	27.950.609	276.541.414
658	Made-up Articles, Wholly/chiefly Of Textile Materials	2.587.040	16.787.604	3.691.711	28.361.007
659	Floor Coverings	566.991	6.629.907	1.190.321	13.428.523
661	Lime,cement And Fabricated Construction Materials	153.651.743	1.208.403.046	9.315.726	77.867.627
662	Clay And Refractory Construction Materials	20.191.395	142.679.796	11.409.472	91.267.930
663	Mineral Manufactures	4.533.672	54.910.905	8.776.399	80.354.907
664	Glass	9.171.426	69.904.454	8.379.594	65.937.378
665	Glassware	4.326.276	59.783.188	4.036.446	48.704.935
666	Pottery	2.351.396	17.572.187	1.273.076	8.075.925
667	Pearl, Precious And Semi Precious Stones	462	9.164	11.819	575.767
671	Pig Iron,spiegeleisen,sponge Iron, And Ferro-alloys	39.423.465	210.196.415	18.907.536	108.681.452
672	Ingots And Other Iron/steel In Primary Forms	297.796.606	1.240.246.622	127.515.950	523.923.835
673	Flat Rolled Products, Not Clad	131.075.772	905.151.785	88.039.118	671.915.321

I-2 IMPOR MENURUT GOLONGAN BARANG SITC / IMPORT BY SITC COMMODITY GROUPS
***** SEPTEMBER / SEPTEMBER 2009 *****

SITC	Uraian golongan barang Group description	Berat bersih/ Net weight(Kg)		Nilai/Value C.I.F.(US\$)	
		Bulan ini Current month	Kumulatif Cum.Jan.to date	Bulan ini Current month	Kumulatif Cum.Jan.to date
C. By Commodity 3 digit SITC					
674	Flat Rolled Products, Clad Or Plated	31.400.147	236.326.434	32.121.826	250.974.421
675	Flat Rolled Products And Alloy Steels	37.380.968	288.191.603	44.559.966	437.043.752
676	Iron/steel Bars, Rods, Angels, Shaped And Sections	52.511.635	396.462.607	42.855.801	421.729.425
677	Rail/railway And Tractor Construction Of Iron/steel Materials	454.837	16.344.987	955.852	21.597.762
678	Wire Of Iron/steel	25.361.392	105.010.269	16.959.265	97.697.832
679	Tubes, Pipes, Hollow Profile, Pipe Fitting Of Iron/steel	48.195.367	451.598.587	97.453.522	1.049.401.353
681	Silver, Platinum, And Other Metal Of The Platinum Groups	2.777	19.110	616.868	9.047.135
682	Copper	9.044.880	88.412.457	50.465.021	329.421.769
683	Nickel	104.982	991.520	1.933.716	12.679.684
684	Aluminium	30.383.304	213.332.199	66.774.529	456.087.445
685	Lead	10.326.285	49.257.657	19.451.641	75.910.304
686	Zinc	7.255.520	79.249.434	13.023.385	119.140.714
687	Tin	60.114	371.167	902.635	6.644.506
689	Miscellaneous Non-ferrous Basemetals Employed In Metallurgy	220.793	954.126	2.758.323	8.599.875
691	Structures And Parts Of Iron/steel Or Aluminium	6.893.580	111.604.343	18.261.861	283.835.765
692	Metal Containers For Storage And Transportations	2.674.162	47.408.243	6.831.451	125.835.596
693	Wire Products And Fencing Grills	5.732.532	45.121.648	8.527.148	81.902.526
694	Nails, Screws, Nuts, Bolts, Rivets Of Iron/steel Or Copper	10.980.126	72.181.415	21.832.608	205.040.058
695	Tools For Used In The Hand Or In Machines	2.379.868	25.384.696	16.129.016	154.260.023
696	Cutlery	632.761	5.983.107	1.687.082	19.620.366
697	Household Equipment Of Base Metals	2.395.489	22.426.437	4.627.609	48.424.785
699	Manufactures Of Base Metals	20.140.305	189.928.732	56.943.760	518.749.463
711	Steam And Other Vapour Generating Boilers And Parts	9.507.760	118.592.610	41.402.395	502.904.235
712	Steam Or Other Generating Boilers And Parts	1.020.031	29.547.684	22.842.596	266.836.139
713	Internal Combustion Piston Engines And Parts	9.121.100	79.798.718	69.365.430	751.795.385
714	Engines And Motors, Non-electric And Parts	422.119	3.911.959	41.693.765	398.745.995
716	Rotating Electric Plants And Parts	6.260.407	65.266.642	42.396.924	496.711.494
718	Other Power Generating Machines And Parts	753.188	6.486.497	12.707.908	106.947.471
721	Agricultural Machinery And Parts	1.287.619	7.159.537	4.959.490	46.237.716
722	Tractors	163.187	2.819.388	936.829	18.031.303
723	Civil Engineering And Contractor Plants And Equipments/parts	22.322.383	148.768.742	138.879.339	1.100.624.211
724	Textile/leather Machinery And Parts	3.366.970	34.040.321	24.307.632	215.682.329
725	Papermill/pulpmill Machinery And Paper Cutting Machines	941.425	16.741.473	12.425.669	211.176.487
726	Printing/book Binding Machinery And Parts	1.394.432	12.058.394	43.050.592	356.387.890
727	Food Processing Machines And Parts	1.805.962	27.071.821	8.298.173	137.202.461
728	Other Machines And Equipment Specialized For Particular Industry	7.585.648	74.715.806	74.848.198	726.601.928
731	Machine Tools By Removing Metal	1.214.476	12.473.157	8.509.718	139.199.145
733	Machine Tool For Working Metals	1.462.495	16.171.678	10.110.260	104.016.294
735	Parts Of Machine Tools	351.605	3.303.250	3.595.037	51.912.252
737	Metalworking Machinery And Parts	2.538.401	17.452.485	17.721.716	120.678.026
741	Heating And Cooling Equipments And Parts	10.507.819	91.704.402	83.879.634	723.250.395
742	Pumps For Liquid And Parts	6.026.454	48.889.643	44.978.045	390.804.322
743	Pumps, Compressors, Fans, Blowers, Centrifuges, And Parts	7.920.040	73.412.422	87.939.696	604.346.522
744	Mechanical Handling Equipments And Parts	9.992.326	90.587.529	38.778.875	477.678.805
745	Other Non-electrical Machinery, Tools, And Mechanical Apparatus	2.570.943	17.521.007	39.300.192	286.573.398
746	Ball Or Roller Bearings	2.703.094	21.507.800	16.219.889	181.973.229
747	Taps, Cocks, And Valves For Pipes	3.311.293	39.305.860	47.673.411	459.069.845
748	Transmission Shafts And Cranks	7.321.202	62.231.355	47.550.650	510.072.056
749	Non-electric Parts And Accessories Of Machineries	2.124.932	17.646.798	23.849.384	226.437.851
751	Office Machines	1.946.506	22.021.246	29.786.137	306.942.386
752	Automatic Data Processing Machines And Their Units	2.995.004	24.718.332	104.000.609	797.274.680
759	Parts And Accessories For Machine Of Heading 751 Or 752	1.047.310	13.656.800	42.251.290	372.946.369
761	Television Receivers	3.547.269	18.709.524	13.823.392	106.965.156
762	Radio Broadcast Receivers	143.480	1.143.184	2.062.555	84.886.815
763	Sound Recorders Or Reproducers	567.559	2.648.417	1.435.597	36.013.169
764	Telecommunication Equipments And Parts	8.842.240	78.300.347	452.929.077	3.244.103.906
771	Electric Power Machinery And Parts	1.921.908	25.179.012	26.228.081	305.872.143
772	Electrical Apparatus For Making And Breaking Electrical Circuits	5.167.379	49.776.488	104.945.735	964.056.422
773	Equipment For Distributing Electricity	6.738.381	65.608.930	51.689.884	394.011.151
774	Electrical Apparatus For Medical Purposes And Radiological	146.661	931.034	8.440.211	43.232.517
775	Household Type, Electrical/non-electrical Equipments	5.467.532	57.410.212	22.033.499	225.303.445
776	Thermionic, Cold Cathode, And Photo Cathode Valves/tubes	4.384.545	27.118.006	121.823.898	968.717.956
778	Electrical Machinery And Apparatus	11.799.132	93.665.852	133.078.446	1.001.017.118
781	Passenger Motor Cars	7.731.071	55.849.113	79.061.560	550.850.574
782	Motor Vehicle For The Transportation Of Goods	83.662.864	179.692.027	76.350.229	922.504.197
783	Road Motor Vehicles	774.475	4.877.486	5.193.512	28.751.839
784	Parts And Accessories Of The Motor Vehicles	14.433.378	100.395.474	72.552.343	722.049.121
785	Motorcycles, Scooters, And Other Cycles Motorized/non Motorized	9.951.350	77.463.066	38.075.699	367.790.836
786	Trailers And Other Vehicles, Not Motorized	823.644	8.736.310	2.159.725	41.587.238
791	Railway Vehicles And Associated Equipments	428.060	4.695.346	5.264.764	35.201.581
792	Aircraft And Associated Equipments And Parts	264.338	5.204.891	105.158.988	2.225.196.407
793	Ships, Boats, And Floating Structures	69.967.132	662.988.304	216.282.126	2.128.678.335
811	Prefabricated Buildings	174.797	4.799.873	615.246	19.492.567
812	Sanitary, Plumbing, Heating, And Lighting Fixtures/fittings	1.003.152	14.015.786	2.431.867	46.494.458
813	Lighting Fixtures And Fittings	1.127.700	12.439.279	4.984.262	44.788.847
821	Furnitures And Parts	4.668.663	37.976.370	12.748.359	90.246.488
831	Travel Goods	6.164.242	15.747.863	6.148.206	51.402.638

I-2 IMPOR MENURUT GOLONGAN BARANG SITC / IMPORT BY SITC COMMODITY GROUPS
***** SEPTEMBER / SEPTEMBER 2009 *****

SITC	Uraian golongan barang <i>Group description</i>	Berat bersih/ <i>Net weight</i> (Kg)		Nilai/ <i>Value C.I.F</i> (US\$)	
		Bulan ini <i>Current month</i>	Kumulatif <i>Cum.Jan.to date</i>	Bulan ini <i>Current month</i>	Kumulatif <i>Cum.Jan.to date</i>
C. By Commodity 3 digit SITC					
841	Men's Coats/jackets, Not Knitted	134.902	2.992.796	1.156.370	16.403.557
842	Women's Coats/jacket, Not Knitted	324.446	6.877.842	1.946.946	29.247.643
843	Men's Coats/jackets, Knitted	140.295	1.075.522	633.412	7.315.644
844	Women's Coats/jackets, Knitted	583.757	6.656.440	2.165.484	24.417.875
845	Articles Of Apparel	805.662	8.372.416	4.544.127	54.398.365
846	Clothing Accessories Of Textiles Fabrics	242.897	2.641.624	2.426.220	25.931.141
848	Articles Of Apparel And Clothing Accessories Of Other Than Textile	740.990	7.255.804	3.980.468	41.391.296
851	Footwears	2.131.793	24.719.856	9.490.458	100.943.963
871	Optical Instrument And Apparatus	60.047	404.159	1.910.905	12.002.219
872	Medical Instruments And Appliances	1.038.640	8.818.510	8.943.705	92.341.261
873	Meters And Counters	752.514	5.843.028	7.319.721	75.894.710
874	Measuring, Checking, Analysing, And Controlling Instrument And	2.189.422	17.716.428	52.084.929	404.427.054
881	Photographic Apparatus And Equipments	132.147	1.224.746	2.361.866	26.539.054
882	Photographic And Chinematographic Supplies	828.057	11.085.283	4.561.475	46.983.755
883	Cinematograph Film, Exposed And Developed	3.716	35.654	266.409	2.470.758
884	Optical Goods	231.655	2.999.837	10.664.204	106.485.809
885	Watches And Clocks	272.368	3.032.772	2.003.345	27.821.882
891	Arms And Ammunitions	87.543	554.389	5.585.565	39.658.996
892	Printed Matter	794.563	10.217.159	10.328.298	102.825.776
893	Article Of Plastics	9.836.047	91.032.162	36.499.780	282.714.385
894	Baby Carriages, Toys, Games, And Sporting Goods	3.213.354	29.467.639	9.361.339	83.441.888
895	Office And Stationery Supplies	1.321.291	14.310.770	4.531.465	59.857.336
896	Works Of Art, Collectors Pieces And Antiques	52.637	475.461	108.243	3.040.270
897	Jewellery, Goldsmith, Silversmith Wares, And Other Articles	167.083	2.666.949	1.007.277	17.190.775
898	Musical Instrument And Parts/accessories	1.563.888	11.484.404	22.500.203	189.337.538
899	Other Miscellaneous Manufactured Articles	3.395.773	31.544.288	24.637.065	197.855.986
961	Coin Not Being Legal Tender	2.645	5.577	5.022	14.051
971	Gold, Non-monetary	5918	69.820	2.002.779	15.771.397
TOTAL IMPORT		8.855.612.703	65.536.791.067	8.516.603.276	68.284.513.062

I.3. IMPOR MENURUT KOMODITI / IMPORT BY HS COMMODITY
*****SEPTEMBER / SEPTEMBER 2009 *****

H S	Uraian Komoditi Commodity Description	Berat Bersih / Net Weight (Kg)		Nilai / Value C.I.F (US\$)	
		Bulan ini Current Month	Kumulatif Cum.Jan. to date	Bulan ini Current Month	Kumulatif Cum.Jan. to date
0102100000	Live bovine,pure-bred breeding animals	0	11.250	0	25.074
0102901000	Live oxen, other than pure-bredbreeding animals	13.283.684	170.340.176	24.336.554	317.415.736
0102902000	Live buffaloes, other than pure-bredbreeding animals	105.152	634.945	191.580	1.065.389
0105111000	Breeding fowls spec.gallus domesticus, live, weight <=185g	22	22	62	62
0105941000	Breed.fowl of the spec.gallus domesticus,oth than fighting cock, weight<=2000 g	465	2.181	20.392	101.632
0106200000	Live reptiles (including snakes andturtles)	500	609	1.005	3.186
0201200000	Oth cuts with bone in of bovine animals,fresh or chilled	0	4.296	0	28.214
0201300000	Meat of bovine animals, boneless,fresh or chilled	140.500	1.418.734	524.140	5.008.224
0202100000	Carcasses & half-carcasses of bovineanimals, frozen	0	28.642	0	74.157
0202200000	Oth cuts with bone in of bovine animals,frozen	119.548	2.722.285	180.236	4.756.495
0202300000	Meat of bovine animals, boneless,frozen	4.143.201	42.095.032	11.994.853	117.592.245
0203290000	Other meat of swine, frozen	0	113.340	0	125.054
0204220000	Oth cuts with bone in of sheep,fresh or chilled	236	30.268	2.887	143.309
0204230000	Other meat of sheep, boneless, fresh orchilled	234	24.518	2.401	99.758
0204410000	Carcasses & half-carcasses of sheep,frozen	7.304	53.662	40.718	269.921
0204420000	Oth cuts with bone in of sheep, frozen	17.666	193.384	87.383	875.514
0204430000	Other meat of sheep, boneless, frozen	0	128.177	0	622.827
0204500000	Meat of goats, fresh, chilled or frozen	10.372	203.563	23.815	520.279
0206210000	Tongues of bovine animals, frozen	4.309	192.051	5.640	367.028
0206220000	Livers of bovine animals, frozen	294.471	2.862.445	500.101	4.259.696
0206290000	Other edible offal of bovine animals,frozen	2.043.081	29.508.413	3.982.533	53.434.041
0206300000	Edible offal of swine,fresh or chilled	0	22.194	0	30.538
0206900000	Edible offal of sheep, goats, horses,asses, mules or hinnies, frozen	18.401	497.930	22.081	940.761
0207120000	Meat & edible offal of the spec. gallusdomesticus, not cut in piece, frozen	0	228.855	0	347.436
0207149000	Oth cuts & offals of fowl of the speciesgallus domesticus, frozen	304.388	2.130.905	469.917	3.019.180
0207250000	Meat and edible offal of turkeys, notcut in pieces, frozen	0	75.797	0	177.894
0207331000	Meat and edible offal of ducks,not cut in pieces, frozen	48.943	538.998	49.991	553.825
0208900010	Frogs legs	21.912	69.109	74.325	293.790
0210999000	Oth meat & edible, incl. frours & mealssalted, in brine, dried or smoked	10.357	54.790	60.225	374.697
0301101000	Ornamental fish fry, live	0	16	0	723
0301102000	Ornamental marine fish, live	0	24.528	0	7.257
0301103000	Freshwater ornamental fish, live	154	4.939	746	5.044
0301920000	Eels (anguilla spp.), live	0	700	0	30.509
0301994090	Other freshwater fish, live	55.341	418.765	56.080	483.721
0302190000	Oth salmonidae fish,excl.fillet,liverand roes, fresh or chilled	15.050	389.272	9.983	220.956
0302210000	Halibut fish, excl.fillet,liver & roesfresh or chilled	0	670	0	3.465
0302320000	Yellowfin tunas,excl.fillet, livers &roes, fresh or chilled	0	11.775	0	6.844
0302350000	Bluefin tunas,excl.fillet,liver & roesfresh or chilled	0	13	0	153
0302390000	Oth tunas, excl.fillet, livers & roes,fresh or chilled	0	371.805	0	232.281
0302610000	Sardines, excl. fillets, livers & roes,fresh or chilled	45.991	192.937	29.053	140.756
0302640000	Mackerel, excl. fillets livers & roes,fresh or chilled	0	395.852	0	251.742
0302680000	Toothfish (dissostichus spp.)fresh or chilled	0	2.099	0	558
0302691010	Kerapu (cromilepte altivelis,epinephelu,leoparbus) fresh or chilled	0	2.036	0	614
0302691090	Other marine fish excl.fillet, liversand roes, fresh or chilled	18.764	111.378	15.395	76.735
0302692010	Tilapia, excl.fillet, livers and roes,fresh or chilled	26.599	333.448	17.502	193.686
0302692090	Other freshwater fish, excl.fillet,livers and roes, fresh or chilled	13.789	156.232	8.846	98.173
0302700000	Livers & roes of fish, fresh/chilled	5.726	7.742	8.218	11.129
0303110000	Sockeye salmon, excl.fillet, livers &roes, frozen	0	9.330	0	37.680
0303190000	Oth pacific salmon, excl.fillet, liverand roes, frozen	0	35.431	0	38.137
0303210000	Trout, excl.fillet, livers and roes,frozen	0	8.434	0	45.551
0303220000	Atlantic & danube salmon, excl.fillet,livers and roes, frozen	9.868	189.892	87.563	1.279.768
0303290000	Other salmonidae, excl.fillet, liversand roes, frozen	8.585	114.174	39.221	481.296
0303330000	Sole, excl.fillet, livers & roes,frozen	299	2.597	2.794	17.673
0303390000	Oth flat fish, excl.fillet, livers &roes, frozen	22.700	211.681	12.485	362.991
0303410000	Albacore/longfinned tunas,excl.fillet,livers and roes, frozen	0	51.426	0	127.744
0303420000	Yellow fin tunas, excl.fillet, liver &roes, frozen	0	4.745.320	0	6.383.168
0303430000	Skipjack or stripe-bellied bonito,excl.fillet, livers and roes, frozen	288.007	2.581.034	195.567	2.292.407
0303490000	Oth tunas, excl.fillet,livers & roes,frozen	78.525	372.363	112.435	440.799
0303510000	Herring clupea harengus,clupea pallasii),excl.fillet,livers and roes,frozen	0	3.207	0	3.363
0303520000	Cod (gadus morhua, ogac, macrocephalu),excl.fillet,livers and roes,frozen	4.721	26.684	145.425	212.169
0303610000	Swordfish (xiphias gladius),excl.fillet,livers and roes,frozen	9.759	85.243	28.125	104.797
0303710000	Sardines, excl.fillet, livers and roes,frozen	595.649	1.972.547	378.598	1.296.345
0303740000	Mackerel, excl.fillet, livers and roes,frozen	6.982.775	69.411.545	4.588.960	46.206.916
0303750000	Dogfish and other sharks, excl.fillet,livers and roes, frozen	0	64.366	0	262.976
0303760000	Eels, excl.fillet, livers & roes,frozen	0	1.847	0	3.444
0303770000	Sea bass, excl.fillet, livers and roes,frozen	0	695	0	4.147
0303791090	Other marine fish, excl.fillet, liversand roes, frozen	1.370.735	11.695.822	932.533	8.347.907
0303792010	Tilapia, excl.fillet, livers and roes,frozen	36.380	347.791	26.399	205.341
0303792090	Other freshwater fish, excl.fillet,livers and roes, frozen	80.445	920.540	48.415	675.753
0303801000	Livers of fish, frozen	0	1.184	0	2.875
0303802000	Roes of fish, frozen	0	6.383	0	30.880
0304290000	Other fish fillets,frozen	131.870	1.390.706	311.848	3.153.306

I.3. IMPOR MENURUT KOMODITI / IMPORT BY HS COMMODITY
*****SEPTEMBER / SEPTEMBER 2009 *****

H S	Uraian Komoditi Commodity Description	Berat Bersih / Net Weight (Kg)		Nilai / Value C.I.F (US\$)	
		Bulan ini Current Month	Kumulatif Cum.Jan. to date	Bulan ini Current Month	Kumulatif Cum.Jan. to date
0304990000	Other fish meat (whether or not minced)frozen	0	185.784	0	126.942
0305100000	Flours, meals and pellets of fish,fit for human consumption	0	3.779	0	35.274
0305201000	Livers & roes of freshwater fish, dried,salted or salted or in brine	27.750	608.887	19.980	422.449
0305209000	Others livers & roes of fish, dried,smoked, salted or in brine	0	16.301	0	39.762
0305300000	Fish fillets, dried,salted or in brine,but not smoked	0	116.524	0	514.631
0305410000	Pacific salmon, smoked, incl.fillet	0	2.445	0	12.404
0305490000	Other smoked fish, including fillets	86.400	150.173	106.272	188.197
0305591000	Sharks fins, dried, salted/unsaltedbut not smoked	294	84.838	6.122	835.330
0305592000	Marine fish, including anchovies, dried,salted/unsalted, but not smoked	1.936.748	14.002.386	1.312.087	9.993.401
0305599000	Other dried fish, salted/unsalted butnot smoked	242.949	1.827.808	243.011	1.496.076
0305691000	Marine fish, incl sharks fin,salted butnot dried or smoked and in brine	0	96	0	810
0305699000	Other fish, salted but not dried orsmoked and in brine	5.090	6.702	3.897	7.399
0306110000	Rock lobsters and oth sea crawfish, (Ja,Palinurus,Panulirus spp.) frozen	25.000	120.808	74.962	395.515
0306130000	Shrimps and prawns, frozen	409.288	2.815.942	679.144	4.878.757
0306140000	Crabs, frozen	45.433	1.156.657	190.875	4.916.586
0306190000	Other, incl flours, meals & pellets ofcrustac, fit for human consump,frozen	0	76.892	0	328.784
0306213000	Rock lobsters and other sea crawfish,fresh or chilled	0	23.200	0	11.600
0306221000	Lobsters (homarus spp), breeder	0	1	0	90
0306231000	Shrimps and prawns, breeder	0	2.602	0	119.774
0306232000	Shrimps and prawns,other than breeder,live	0	190	0	4.158
0306234900	Other shrimps and prawns, driedin oth than airtight containers	194	39.364	600	56.465
0306249900	Other crabs, not frozennot in airtight containers	0	3.552	0	20.689
0306299900	Other crustaceans, not frozenin oth than airtight containers	0	1.074	0	12.551
0307101000	Oysters, live	0	37.342	0	42.587
0307102000	Oysters, fresh, chilled or frozen	1.234	37.888	1.974	79.269
0307103000	Oysters, dried, salted or in brine	0	223	0	596
0307291000	Scallops, frozen	22.962	259.207	76.203	676.057
0307312000	Mussels, fresh or chilled	0	4.607	0	9.000
0307391000	Mussels, frozen	0	51.330	0	127.778
0307412000	Cuttle fish and squid,fresh or chilled	1.637	1.637	2.262	2.262
0307491000	Cuttle fish and squid, frozen	554.321	8.216.534	542.562	6.705.015
0307492000	Cuttlefish&squid,dried,salted/in brine	136	263	420	877
0307512000	Octopus, fresh or chilled	4.445	7.204	7.492	11.252
0307591000	Octopus, frozen	122.321	601.634	85.818	1.147.150
0307602000	Snails, other than sea snails, fresh,chilled or frozen	0	245	0	457
0307991000	Other molluscs, frozen	2.632	92.142	4.127	92.819
0307992000	Beche-de-mer(trepang), dried, saltedor in brine	0	1.463	0	3.070
0307999000	Oth aquatic invertebrates not crstceans,for human consumpt dried,salted/in brine	0	18.578	0	33.042
0401100000	Milk and cream, not concentrated, no addsugar, of a fat content, by weight < 1%	75.039	1.750.242	156.542	4.672.186
0401200000	Milk and cream, not concentrated, no addsugar, of a fat content, by weight 1- 6	109.426	6.446.076	132.879	8.375.074
0401300000	Milk and cream, not concentrated, no addsugar, of a fat content, by weight > 6%	51.109	702.605	82.080	1.219.877
0402103000	Milk&cream fat cont<=1.5%,in solid formadded sugar/oth sweet,in cont>= 20 kg	4.637.825	62.748.715	10.034.109	143.469.853
0402109000	Milk&cream fat cont<=1.5%,in solid formadded sugar/oth sweet,in cont< 20 kg	742.027	9.373.989	1.730.734	23.123.616
0402212000	Milk&cream fat cont> 1.5%,in solid formnot added sugar/oth sweet,in cont>=20 kg	1.067.580	16.664.779	2.910.897	42.534.694
0402219000	Milk&cream fat cont> 1.5%,in solid formnot added sugar/oth sweet,in cont<20 kg	167.438	1.587.066	461.998	6.199.168
0402292000	Milk&cream fat cont> 1.5%,in solid formadded sugar/oth sweet,in cont>= 20 kg	363.000	3.808.375	738.441	7.852.083
0402299000	Milk&cream fat cont> 1.5%,in solid formadded sugar/oth sweet,in cont< 20 kg	385.914	16.226.626	2.649.163	60.406.625
0402910000	Other milk & cream, not containingadded sugar/other sweetening	0	59.864	0	139.128
0402990000	Other milk&cream, containing addedssugar/other sweetening	272.233	2.015.761	352.531	2.684.757
0403101100	Yoghurt in liquid form, incl. condensedform,cont.fruits, nuts, cocoa or flavor	253	58.744	1.461	76.154
0403101900	Yoghurt in other form, containing fruits,nuts, cocoa or flavoring matter	13.518	158.262	37.768	339.496
0403109100	Yoghurt in condensed form, not contain frut, cocoa, or flavoring matter	0	5.834	0	4.391
0403109900	Yoghurt in other form, not contain fruitnut, cocoa, or flavoring matter	0	52.152	0	73.013
0403901000	Buttermilk	434.544	6.491.993	626.807	12.136.336
0403909000	Curdled milk and cream, kephir & otherfermented milk and cream	25.502	280.960	43.943	384.894
0404101100	Whey, whether/not concentrated/containadd sugar/sweetening,for human consurr	4.059.836	35.157.770	4.051.183	35.672.089
0404101900	Modified whey,whether/not concentr/contadd sugar/sweetening,for human consun	1.004.812	8.719.153	1.944.277	13.929.955
0404109900	Modified whey,whether/not concentr/contadd sugar/sweetening,for animal feeding	0	151	0	27.317
0404900000	Oth products consisting of natural milk	103.556	872.593	93.950	664.465
0405100000	Butter derived from milk	411.972	3.722.701	1.242.703	9.305.964
0405200000	Dairy spreads derived from milk	0	100.000	0	93.193
0405901000	Anhydrous butterfat derived from milk	173.973	5.108.977	417.657	14.377.051
0405902000	Butter oil derived from milk	0	59.100	0	194.725
0405903000	Ghee derived from milk	0	2.226	0	3.764
0405909000	Other fats and oils derived from milk	16.800	561.120	36.960	1.993.645
0406101000	Fresh cheese (unripened or uncured),including whey cheese	503.512	5.900.364	1.421.240	17.497.146
0406109000	Fresh curd (unripened or uncured)	11.127	277.056	22.925	930.271
0406201000	Grated/powdered cheese,in packages ofa gross weight exceeding 20 kg	0	90.866	0	541.734
0406209000	Grated/powdered cheese,in packages ofa gross weight <= 20 kg	23.477	169.604	84.012	638.393
0406300000	Processed cheese,not grated or powdered	393.154	3.297.162	1.560.255	14.196.808
0406400000	Blue veined cheese and oth cheesecont veins prod by penicillium roquefort	20	311	142	1.158
0406900000	Other cheese	133.669	678.933	616.102	2.587.099

I.3. IMPOR MENURUT KOMODITI / IMPORT BY HS COMMODITY
*****SEPTEMBER / SEPTEMBER 2009 *****

H S	Uraian Komoditi Commodity Description	Berat Bersih / Net Weight (Kg)		Nilai / Value C.I.F (US\$)	
		Bulan ini Current Month	Kumulatif Cum.Jan. to date	Bulan ini Current Month	Kumulatif Cum.Jan. to date
0408110000	Egg yolks, dried	15.604	223.519	73.300	1.194.255
0408190000	Egg yolks, other than dried	0	28.434	0	77.341
0408910000	Birds' eggs, not in shell, dried	30.136	704.719	174.384	4.435.062
0408990000	Birds eggs, not in shell, oth than dried	0	3.506	0	7.800
0409000000	Natural honey	597.603	6.239.205	1.097.242	9.643.218
0410001000	Birds' nests	5	1.784	87	10.331
0410009000	Other edible products of animal origin,not elsewhere specified or included	0	39.289	0	265.728
0501000000	Human hair, unworked, whether or notwashed or scoured; waste of human hair	18.451	75.282	780.069	4.346.602
0502100000	Pigs', hogs' and boars' bristles andhair and waste thereof	0	271.900	0	1.797.488
0502900000	Badger hair and other brush making hairand waste thereof	100.982	394.383	748.153	3.046.018
0504000000	Animals guts, bladder & stomachs, fresh,chilled,frozen,salt.,brined,dried/smoked	0	33	0	11
0505101000	Duck feathers and down, of a kind usedfor stuffing	56.389	217.062	888.889	2.614.419
0505109000	Feathers and down other than duck, ofa kind used for stuffing	7.854	30.667	203.726	601.904
0505901000	Duck feathers and down, used other thanfor stuffing	19.330	77.352	90.922	322.162
0505909000	Other skins and parts of birds; powderand wsate of feather or part of feathers	641.742	4.425.202	608.182	3.761.853
0506100000	Ossein and bones treated with acid	0	9	0	148
0507101000	Rhinoceros horns; ivory powder andwaste	0	751	0	9.943
0507901000	Horns,antlers,hooves,nails,claws andbeaks, unworked/simple prepared/not cut	0	272	0	2.115
0508001000	Coral&similar material,unworked/simpleprepared but not otherwise worked	200	1.680	4.700	41.000
0508002000	Shells of molluscs, crustaceans/echinoderms,unworked/simple prepared uncut	0	159.083	0	119.208
0508009000	Cuttle-bone,unworked/simple preparednot cut to shape,powder&waste thereof	35.000	237.279	15.900	108.869
0510002000	Musk , used in the prep of pharmaceuticafresh, chilled, frozen and otherwise	0	5	0	22
0510009000	Ambergis,castoreum,civet; bile; glands& oth animal prod.used in pharmaceutical	16	66	810	5.711
0511100000	Bovine semen	45	90	43.618	136.739
0511911000	Dead animals of fish/crustaceans,molluscs/other aquatic invertabrates	0	56.000	0	36.582
0511912000	Roes	0	49	0	113
0511913000	Artemia egg (brine shrimp egg)	21.373	99.951	122.583	1.221.974
0511919000	Oth.product of fish or crustaceans,moluscs or oth.aqua invertabrates	0	50.541	0	109.544
0511999000	Other animal products not elsewherespecified or included	52.768	1.502.082	36.410	1.175.566
0601100000	Bulbs, tubers, tuberous roots, corms,crowns & rhizomes, dormant	650	18.026	2.493	61.910
0601209000	Bulbs,tubers,tuberous roots, cormscrowns & rhizomes, in growh or in flower	176	92.563	567	255.506
0602109000	Unrooted cutting and slips of oth plants	1.805	26.182	4.144	60.894
0602400000	Roses, grafted or not	0	800	0	12.640
0602902000	Orchid seedlings	0	37.703	0	60.411
0602906000	Rubber budwood	0	79	0	1.694
0602909000	Other live plants; mushroom spawn	10.009	89.674	6.670	43.084
0603130000	Orchids, fresh flowers of a suitablefor bouquets/ornamental purpose	0	26.452	0	372.960
0603140000	Chrysanthenums, fresh flowers of a kindsuitable for bouquets/ornamental purpose	0	2.016	0	16.880
0603900000	Flowers of a suitable for ornamental, dried, dyed, bleached / othwise prep	0	420	0	7.828
0604100000	Mosses and lichens	5.000	37.691	9.500	66.198
0604900000	Foliage, branches & oth parts of plants,other than fresh	0	21.055	0	18.485
0701100000	Potatoes seed, fresh or chilled,	221.177	2.255.201	197.162	1.591.505
0701900000	Potatoes, other than seed, fresh or chilled	735.889	6.668.229	407.265	3.412.860
0702000000	Tomatoes, fresh or chilled	2.807	35.269	7.386	79.022
0703101100	Onions bulbs for propagationfresh or chilled	75.600	75.600	15.955	15.955
0703101900	Onions,fresh/chilled,oth.than bulbsfor propagation	1.952.867	23.522.717	722.617	8.706.337
0703102100	Shallots bulbs for propagationfresh or chilled	1.022.210	3.574.820	300.319	1.350.721
0703102900	Shallots,fresh/chilled,oth than bulbsfor propagation	1.636.411	58.776.108	718.312	24.984.089
0703201000	Garlic bulbs for propagationfresh or chilled	0	280.000	0	31.696
0703209000	Garlic,fresh/chilled, oth than bulbsfor propagation	30.001.226	303.400.820	12.906.476	112.526.096
0703901000	Leeks & oth.alliaceous, fresh/chilledbulbs for propagation	0	125	0	322
0703909000	Leeks & oth.alliaceous, fresh/chilledoth than bulbs for propagation	36.524	316.141	60.490	452.732
0704101000	Cauliflowers, fresh or chilled	8.508	142.872	10.590	140.118
0704102000	Headed broccoli, fresh or chilled	28.433	280.633	33.406	292.576
0704200000	Brussels sprouts, fresh or chilled	27	325	125	1.101
0704901000	Cabbages, fresh or chilled	5.305	175.697	8.050	105.659
0704909000	Kohlrabi, kale and similar ediblebrassicac, fresh or chilled	13.248	151.751	15.721	155.120
0705110000	Cabbage lettuce (head lettuce), freshor chilled	6.079	69.207	10.651	111.022
0705190000	Other lettuce, fresh or chilled	2.452	29.469	3.039	30.366
0705210000	Witloof chicory, fresh or chilled	0	100	0	217
0705290000	Other chicory, fresh or chilled	1.994	6.227	1.213	2.285
0706101000	Carrots, fresh or chilled	1.176.034	13.447.503	597.174	6.849.248
0706102000	Turnips, fresh or chilled	43	1.704	48	2.149
0706900000	Salad beetroot,salsify,celeriac,radishand similar edible roots,fresh/chilled	216	2.758	290	13.294
0707000000	Cucumbers and gherkins, fresh/chilled	1.744	13.524	2.867	21.173
0708100000	Peas (pisum sativum), fresh/chilled	786.642	8.350.890	280.699	2.927.610
0708200000	Beans (vigna spp., phaseolus spp.),fresh or chilled	0	144.314	0	47.134
0708900000	Other leguminous vegetables, fresh orchilled	185	86.862	202	39.854
0709200000	Asparagus, fresh or chilled	405	20.727	559	21.073
0709300000	Aubergines (egg-plants),fresh/chilled	0	710	0	207
0709400000	Celery oth than celeriac,fresh/chilled	5.117	53.623	7.737	84.081
0709510000	Mushrooms of the genus agaricus, freshor chilled	32.115	158.993	38.821	210.060

I.3. IMPOR MENURUT KOMODITI / IMPORT BY HS COMMODITY
*****SEPTEMBER / SEPTEMBER 2009 *****

H S	Uraian Komoditi Commodity Description	Berat Bersih / Net Weight (Kg)		Nilai / Value C.I.F (US\$)	
		Bulan ini Current Month	Kumulatif Cum.Jan. to date	Bulan ini Current Month	Kumulatif Cum.Jan. to date
0709590000	Other mushrooms, fresh or chilled	42.068	438.821	43.781	466.710
0709601000	Chillies, other than giant chillies,fresh or chilled	48.000	408.609	31.056	264.315
0709609000	Other fruits of the genus capsicum orof the genus pimenta, fresh or chilled	2.615	91.250	6.200	94.310
0709700000	Spinach, new zealand spinach & orachespina, fresh or chilled	1.108	15.143	1.389	16.758
0709901000	Globe artichokes	33	1.354	89	4.313
0709909000	Other vegetables, fresh or chilled	71.526	1.367.103	71.886	1.175.239
0710100000	Potatoes, frozen	237.956	3.480.965	245.702	3.671.924
0710210000	Peas (pisum sativum), frozen	200.505	1.398.000	88.436	808.661
0710220000	Beans (vigna spp.phaseolus spp), frozen	0	1.890	0	4.905
0710290000	Other leguminous vegetable, frozen	86.069	689.568	93.997	746.948
0710300000	Spinach,new zealand spinach and orachespina (garden spinach), frozen	3.726	16.740	12.102	50.101
0710400000	Sweet corn, frozen	8.721	540.997	9.098	506.444
0710800000	Other vegetables, frozen	25.627	142.281	18.914	265.706
0710900000	Mixtures of vegetables, frozen	47.983	584.119	49.502	643.065
0711209000	Olives, preserved in other preservation	0	1.251	0	1.560
0711409000	Cucumber and gherkins, preserved in other preservation	0	691	0	2.265
0711519000	Mushrooms of the genus agaricuspreserved in other preservation	0	13.928	0	9.126
0711599000	Other mushrooms and trufflespreserved in other preservation	0	32.651	0	20.530
0711901000	Sweet corn, provisionally preserved	20.639	37.922	14.560	34.174
0711902000	Chillies, provisionally preserved	0	39.440	0	27.587
0711903000	Capers, provisionally preserved	0	198	0	1.124
0711904000	Onions, preserved by sulphur dioxide gas	0	16	0	21
0711909000	Oth vegetables, mixtures of vegetablesprovisionally preserved	10.376	91.248	13.084	108.876
0712200000	Onios, dried, whole, cut, sliced,broken/in powder, but not further prep	120.466	935.930	355.136	2.790.428
0712310000	Mushrooms (genus agaricus), dried,whole,broken/in powder, but not further prep	90	38.384	1.136	106.587
0712320000	Wood ears (auricularia spp.),dried,whole,broken/in powder, but not further prep	31.209	171.965	29.465	186.081
0712330000	Jelly fungi (tremella spp.),dried,whole,cut, broken/in powder,but not furth prep	3.880	58.456	4.718	61.474
0712391000	Truffles, dried, whole, cut, sliced,broken/in powder, but not further prep	0	24.525	0	53.998
0712392000	Shiitake(dong-gu),dried,whole,cut,sliced,broken/in powder, but not further prep	1.059	1.216	2.800	3.189
0712399000	Other mushrooms, dried, whole,cut,sliced,broken/in powder, but not further prep	39.795	476.673	55.594	929.706
0712901000	Garlic, whole, cut, sliced,broken/in powder, but not further prep	96.829	1.315.775	148.950	2.492.150
0712909000	Other vegetables/mixtures of vegetableswhole, cut, sliced, but not further prep	56.774	1.609.814	128.471	4.188.226
0713101000	Peas, dried, for sowing	0	13.708	0	6.855
0713109000	Peas, dried, other than for sowing	922.743	4.389.313	305.833	1.537.438
0713209000	Chickpeas(garbanzos), dried, other thanfor sowing	0	359.247	0	230.315
0713319000	Beans (vigna mungo hepper/vigna radiatawilczek), dried, other than for sowing	1.032.434	45.862.162	536.419	23.851.867
0713329000	Small red(adzuki) beans(phaseolus/vigna)dried, other than for sowing	23.900	208.885	7.686	69.418
0713331000	Kidney beans, including white pea beans(phaseolus vulgaris),dried,for sowing	0	142	0	1.110
0713339000	Kidney beans, including white pea beansdried, other than for sowing	528.665	5.870.905	186.566	2.139.897
0713399000	Other beans,dried,other than for sowing	64.548	2.703.077	41.985	1.653.471
0713409000	Lentils, dried, other than for sowing	10.096	22.006	15.566	46.584
0713509000	Broad beans & horse beans, dried,other than for sowing	273.000	7.399.742	163.580	3.884.945
0713909000	Other dried leguminous vegetables,other than for sowing	610.443	6.212.268	373.799	3.242.661
0714101100	Manioc (cassava),dried chipssliced or in form of pellets	0	1.022.148	0	163.349
0714109000	Manioc (cassava), in other form	928	865.623	242	160.405
0714200000	Sweet potatoes	1.503	17.879	2.172	22.515
0714909000	Arrowroot, salep, jerusalem artichokes,& similar roots/tubers with high starch	4.031	35.395	4.419	38.408
0801100000	Coconuts, desiccated, fresh or dried	12.247	219.210	16.470	319.429
0801190000	Coconuts, other than desiccatedfresh or dried	244.510	2.987.263	144.638	1.544.278
0801210000	Brazil nuts, in shell, fresh or dried	0	8	0	11
0801310000	Cashew nuts, in shell, fresh or dried	1.000.412	2.227.066	753.249	1.807.425
0801320000	Cashew nuts, shelled, fresh or dried	15.876	254.016	69.650	1.192.450
0802100000	Almonds, in shell, fresh or dried	0	1.279	0	8.369
0802120000	Almonds, shelled, fresh or dried	0	515.095	0	2.097.863
0802210000	Hazelnut/filberts, in shell, fresh ordried	0	923	0	3.302
0802220000	Hazelnut/filberts, shelled, fresh/dried	3.341	37.529	6.772	187.438
0802310000	Walnuts, in shell, fresh or dried	0	1.311	0	4.996
0802320000	Walnuts, shelled, fresh or dried	2.007	5.853	14.050	35.880
0802400000	Chestnuts (castanea spp.), fresh/dried,whether or not,shelled or peeled	6.021	22.972	5.998	22.722
0802500000	Pictachios, fresh or dried	1.000	58.382	332	137.069
0802600000	Macadamia nuts,fresh or dried,whether or not,shelled or peeled	0	9.431	0	62.981
0802901000	Areca nuts, fresh or dried	0	90.006	0	38.262
0802909000	Other nuts, fresh or dried	11.475	38.855	14.286	68.585
0803001000	Pisang mas, pisang rastali, pisangberangan & pisang embun, fresh/dried	27.803	80.056	16.390	45.971
0803009000	Other bananas, including plantains,fresh or dried.	40.296	99.437	26.088	179.502
0804100000	Dates, fresh or dried	289.455	14.484.337	263.286	14.991.148
0804200000	Figs, fresh or dried	0	1.619	0	6.380
0804300000	Pineapples, fresh or dried	4.688	33.117	1.748	25.069
0804400000	Avocados, fresh or dried	230	7.287	752	6.725
0804501000	Guavas	2.084	33.025	1.643	19.737
0804502000	Mangoes	52.847	812.423	28.137	547.845
0804503000	Mangoesteens	0	9.755	0	4.776

I.3. IMPOR MENURUT KOMODITI / IMPORT BY HS COMMODITY
*****SEPTEMBER / SEPTEMBER 2009 *****

H S	Uraian Komoditi Commodity Description	Berat Bersih / Net Weight (Kg)		Nilai / Value C.I.F (US\$)	
		Bulan ini Current Month	Kumulatif Cum.Jan. to date	Bulan ini Current Month	Kumulatif Cum.Jan. to date
0805100010	Oranges, fresh	1.700.398	15.760.977	1.303.951	12.328.060
0805200000	Mandarin (incl. tangerines & satsumas), & similar citrus hybrids, fresh or dried	2.645.941	143.897.829	2.067.177	127.520.715
0805400000	Grapefruit, including pomelos fresh or dried	39.343	217.569	36.969	182.617
0805500000	Lemons and limes, fresh or dried	72.553	534.572	70.464	512.686
0805900000	Other citrus fruit, fresh or dried	336	37.883	477	39.423
0806100000	Grapes, fresh	5.206.802	24.892.659	9.737.065	47.292.399
0806200000	Grapes, dried	233.079	1.568.801	264.204	1.873.026
0807110000	Watermelons, fresh	75.882	514.747	27.823	196.565
0807190000	Other melons, fresh	122.890	431.572	67.055	257.052
0807209000	Other papaws (papayas), fresh	32.882	172.491	12.133	83.085
0808100000	Apples, fresh	20.127.273	117.920.860	16.697.308	98.482.256
0808200000	Pears and quinces, fresh	13.750.429	69.126.122	10.606.486	53.400.466
0809100000	Apricots, fresh	0	21	0	68
0809200000	Cherries, fresh	345	7.821	356	7.943
0809300000	Peaches, including nectarines, fresh	683	30.361	900	28.016
0809400000	Plums and sloes, fresh	8.152	84.378	13.460	126.775
0810100000	Strawberries, fresh	174	150.867	442	320.661
0810200000	Raspberries, blackberries, mulberries, loganberries, fresh	1.383	6.786	490	6.738
0810400000	Cranberries, bilberries & other fruits of the genus vaccinium, fresh	54	218	143	461
0810500000	Kiwi fruit, fresh	121.878	968.065	214.693	1.880.628
0810600000	Durians, fresh	1.655.704	26.106.156	2.066.014	32.258.886
0810901000	Longans, fresh	9.717.083	63.137.596	11.071.787	72.109.354
0810902000	Lychees, fresh	0	2.336.169	0	1.861.349
0810903000	Rambutan, fresh	201	32.697	50	12.633
0810904010	Langsat, fresh	11.973	283.190	3.316	75.909
0810904020	Starfruit, fresh	0	961	0	241
0810905000	Jackfruits (cempedak and nangka), fresh	2.360	11.689	588	5.332
0810906000	Tamarinds, fresh	50.510	223.056	46.253	159.353
0810907000	Mata kucing, frseh	0	2.686	0	9.765
0810908000	Black, white or red currants and gooseberries, fresh	0	17.662	0	54.274
0810909000	Other fruit, fresh	461.040	3.374.464	378.404	2.781.445
0811100000	Strawberries, uncooked or cooked by steaming or boiling water, frozen	71	303.617	541	347.377
0811200000	Raspberries, blackberries, mulberries, loganberries, currant, gooseberries, frozen	2.584	25.556	19.464	96.633
0811900000	Other fruit and nuts, uncooked/cooked by steaming or boiling water, frozen	35.247	134.113	83.675	365.102
0812100000	Cherries, provisionally preserved	4.005	11.624	4.296	30.398
0812900000	Oth fruit & nut, provisionally preserved	0	33.802	0	114.028
0813100000	Apricots, dried	4.588	24.048	8.750	61.049
0813200000	Prunes, dried	3.933	17.226	7.500	39.939
0813300000	Apples, dried	0	100	0	564
0813401000	Longans, dried	2.540	828.657	2.159	292.109
0813402000	Tamarinds, dried	0	82.228	0	67.525
0813409000	Other fruit, dried,	8.113	65.499	284.939	1.092.037
0813501000	Mixture of which cashew nuts or brazil nuts/dried fruit predominate by weight	0	6	0	22
0813502000	Mixture of which dates/nuts other than cashew nuts/brazil nut predmt by weight	8.717	1.233.053	2.714	652.792
0813509000	Other mixtures of nuts or dried fruits	0	41.489	0	15.712
0814000030	Peel of citrus fruit or melons, watermelons, dried	700	1.352	6.094	9.933
0901111000	Arabica wib or robusta oib, not roasted not decaffeinated	653.600	5.965.553	1.349.487	11.007.115
0901119000	Oth coffee, not roasted, not decaffeinated	0	67.427	0	219.521
0901211000	Coffee, roasted, not decaffeinated, unground	0	185.817	0	1.306.579
0901212000	Coffee, roasted, not decaffeinated, ground	0	136.296	0	478.957
0901221000	Coffee, roasted, decaffeinated, unground	0	153.780	0	479.223
0901222000	Coffee, roasted, decaffeinated, ground	0	2.580	0	6.607
0901902000	Coffee substitutes containing coffee	0	18.961	0	104.685
0902101000	Green tea (not fermented), in packing <= 3 kg, leaf	7.392	32.065	23.989	107.843
0902109000	Green tea (not fermented), in packing <= 3 kg, other than leaf	0	22.536	0	42.324
0902201000	Green tea (not fermented), in packing > 3 kg, leaf	209.612	1.314.413	206.006	1.279.177
0902209000	Green tea (not fermented), in packing > 3 kg, other than leaf	17.112	369.284	43.347	714.305
0902301000	Black tea (fermented), in packing <= 3 kg leaf	0	28.848	0	44.181
0902309000	Black tea (fermented), in packing <= 3 kg other than leaf	401	34.248	2.760	285.711
0902401000	Black tea (fermented), in packing > 3 kg leaf	22.815	468.235	26.694	323.525
0902409000	Black tea (fermented), in packing > 3 kg other than leaf	237.528	2.435.200	507.684	5.497.173
0903000000	Mate	0	16	0	173
0904111000	White pepper, neither crushed nor ground	241.040	2.458.976	129.098	936.948
0904112000	Black pepper, neither crushed nor ground	13.522	54.823	35.002	59.696
0904119000	Other pepper, neither crushed nor ground	247	17.336	4.119	64.628
0904121000	White pepper, crushed or ground	0	2.518	0	13.647
0904122000	Black pepper, crushed or ground	99	9.255	236	70.147
0904129000	Other pepper, crushed or ground	1.494	15.351	10.246	46.799
0904201000	Chillies, dried	842.339	10.069.893	695.890	7.636.439
0904202000	Chillies, crushed or ground	99.212	1.015.336	92.413	922.402
0904209000	Oth fruits of the genus capsicum/pimenta, dried or crushed or ground	800	63.168	10.800	142.247
0905000090	Other vanilla	0	5.285	0	108.962

I.3. IMPOR MENURUT KOMODITI / IMPORT BY HS COMMODITY
*****SEPTEMBER / SEPTEMBER 2009 *****

H S	Uraian Komoditi Commodity Description	Berat Bersih / Net Weight (Kg)		Nilai / Value C.I.F (US\$)	
		Bulan ini Current Month	Kumulatif Cum.Jan. to date	Bulan ini Current Month	Kumulatif Cum.Jan. to date
0906110000	Cinnamon (cinnamomum zeylanicumblume),neither crushed nor ground	0	8.102	0	9.041
0906190000	Cinnamon-tree flowersneither crushed nor ground	12.500	38.234	300.000	904.121
0906200000	Cinnamon and cinnamon-tree flowers,crushed or ground	60.200	341.377	194.142	1.100.336
0908100010	Nutmeg, in shell	0	6.556	0	21.492
0908100020	Nutmeg, shelled	13	440	178	3.686
0908300000	Cardamoms	0	7.504	0	4.408
0909101000	Seeds of anise	75.496	356.204	29.751	186.550
0909200000	Seeds of coriander	3.098.923	9.968.760	1.291.748	3.670.664
0909300000	Seeds of cumin	141.025	629.731	140.874	602.067
0909400000	Seeds of caraway	19.074	127.286	20.398	67.954
0909500000	Seeds of fennel or juniper berries	36.293	483.950	12.717	175.222
0910100000	Ginger	51.623	342.363	33.828	213.630
0910200000	Saffron	0	160	0	1.228
0910300000	Turmeric (curcuma)	86	53.965	232	58.302
0910910000	Mixtures of spices	1.300	2.622	15.737	20.241
0910991000	Thyme; bay leaves	11	8.801	147	42.327
0910992000	Curry	3.002	11.836	4.932	13.001
0910999000	Other spices	26.670	305.277	38.841	314.740
1001100000	Durum wheat	867.895	2.347.790	240.809	1.025.975
1001901100	Meslin, for human consumption	255	817	121	8.679
1001901900	Other wheat, for human consumption	450.876.640	3.360.483.477	125.364.771	953.747.027
1001909100	Meslin, not for human consumption	0	34.556	0	86.857
1001909900	Other wheat, not for human consumption	0	146.051	0	137.727
1003000000	Barley	0	2.704	0	2.458
1004000000	Oats	108.950	435.813	50.557	203.338
1005100000	Maize (corn), seeds	362.387	1.812.836	824.786	4.820.860
1005901000	Popcorn	208.706	2.025.732	199.713	1.484.422
1005909000	Maize (corn), other than seeds	48.309.521	232.776.488	10.428.195	48.845.072
1006100000	Rice in the husk (paddy or rough)	1	3.663.017	48	9.911.803
1006301500	Thai hom mali rice	0	248.000	0	209.920
1006301900	Fragrant rice, broken > 25%semi-milled or wholly milled rice	146.290	1.072.379	197.856	1.607.612
1006302000	Parboiled rice, semi-milled orwholly milled rice	0	72.000	0	93.600
1006303000	Glutinous rice (pulut), semi-milled orwholly milled rice	2.351.206	119.801.737	952.626	48.731.340
1006309000	Other milled rice, whether/not polishedor glazed	0	114.505	0	193.925
1006400000	Broken rice	11.999.244	61.663.174	3.867.487	19.598.933
1008100000	Buckwheat	0	164	0	1.553
1008200000	Millet	87.950	6.778.012	23.841	2.088.158
1008300000	Canary seed	327.924	1.624.436	177.001	850.871
1008900000	Other cereals	17.414	46.893	14.802	85.866
1101001000	Wheat flour	57.274.975	435.776.132	19.552.345	151.978.327
1101002000	Meslin flour	1.700.500	1.700.508	492.175	492.227
1102100000	Rye flour	376	18.319	1.657	73.029
1102200000	Maize (corn) flour	42	185.318	145	112.597
1102900010	Rice flour	0	22	0	14
1102900090	Other cereal flours	735.000	5.180.344	263.551	1.883.911
1103112000	Groats and meals of durum or hard wheatsemolina	146	943	1.352	4.564
1103119000	Other groats and meals of wheat	0	30.105	0	25.892
1103130000	Groats and meals of maize (corn)	0	36.899	0	23.148
1103199000	Groats and meals of other cereals	8.253	14.554	6.336	11.643
1103200000	Cereal pellets	0	73.294	0	42.605
1104120000	Rolled/flaked grains of oats	439.043	3.421.164	337.658	2.243.476
1104191000	Rolled/flaked grains of maize (corn)	0	37.500	0	24.014
1104199000	Rolled/flaked grains of other cereals	0	15.541	0	27.249
1104220000	Other worked grains of oats	8.325	19.325	15.797	33.123
1104230000	Other worked grains of maize (corn)	0	18.360	0	10.080
1104292000	Other worked grains of barley	0	22.516	0	12.663
1104299000	Other worked grains of other cereals	758.860	8.651.103	211.783	2.477.494
1104300000	Germ of cereals, whole, rolled, flakedor ground	0	437	0	1.098
1105100000	Flour, meal and powder of potatoes	79.414	905.446	75.733	1.100.112
1105200000	Flakes, granules and pellets of potatoes	374.925	2.735.119	505.190	3.812.790
1106100000	Flour, meal and powder of the driedleguminous vegetables of heading 07.13	0	562	0	1.346
1106202100	Meal of sago	0	268	0	2.973
1106202900	Flour and powder of sago	0	24.528	0	41.549
1106209000	Flour, meal & powder of roots or tubersof heading 07.14	87	829	83	1.914
1106300000	Flour,meal and powder of the driedleguminous vegetables of prod.chapter 8	3.570	474.827	40.598	974.350
1107100000	Malt, not roasted	2.957.010	18.395.818	1.791.092	10.820.484
1107200000	Malt, roasted	0	53.383	0	35.593
1108110000	Wheat starch	41.000	849.884	20.602	370.149
1108120000	Maize (corn) starch	4.554.858	45.743.078	1.633.547	15.402.209
1108130000	Potato starch	1.304.000	10.588.683	600.250	5.758.760
1108140000	Manioc (cassava) starch	19.942.545	60.620.681	5.781.249	17.758.164
1108191000	Sago starch	0	1.016	0	2.634

I.3. IMPOR MENURUT KOMODITI / IMPORT BY HS COMMODITY
*****SEPTEMBER / SEPTEMBER 2009 *****

H S	Uraian Komoditi Commodity Description	Berat Bersih / Net Weight (Kg)		Nilai / Value C.I.F (US\$)	
		Bulan ini Current Month	Kumulatif Cum.Jan. to date	Bulan ini Current Month	Kumulatif Cum.Jan. to date
1108199000	Other starches	0	22.395	0	88.824
1108200000	Inulin	379.396	1.702.536	1.345.582	5.727.594
1109000000	Wheat gluten, whether or not dried	107.894	1.511.225	174.282	1.479.784
1201001000	Soya beans, whether or not broken, suitable for sowing	0	49.437.556	0	22.209.149
1201009000	Other soya beans, whether or not broken	65.066.033	993.298.161	35.213.779	472.460.914
1202101000	Ground nuts, not roasted or otherwise cooked, in shell, suitable for sowing	0	253.440	0	290.365
1202109000	Oth ground nuts, not roasted/otherwise cooked, in shell	5.022.121	54.205.325	3.885.051	39.349.787
1202200000	Ground nuts, shelled	8.805.418	115.533.971	8.552.412	113.275.177
1203000000	Copra	8.798	44.591	1.160	9.620
1204000000	Linseed, whether or not broken.	559	53.125	1.132	47.980
1205100000	Low erucic acid rape or colza seeds whether or not broken	0	408	0	1.860
1205900000	Other rape or colza seeds whether or not broken	69	51.285	20	20.213
1206000000	Sunflower seeds, whether or not broken	202.590	1.956.567	143.675	1.065.722
1207200000	Cotton seeds, whether or not broken	0	42.504	0	62.916
1207400000	Sesamum seeds, whether or not broken	761.368	4.757.394	354.763	2.347.849
1207500000	Mustard seeds, whether or not broken	7	20	84	126
1207910000	Poppy seeds, whether or not broken	17	197	235	841
1207992000	Palm nuts and kernels whether or not broken	0	6.523	0	1.240.171
1207993000	Safflower seeds whether or not broken	0	3.056	0	1.773
1207999000	Other oil seeds & oleaginous fruits, whether or not broken	3.595	156.738	474	2.608.328
1208100000	Flours and meals of soya beans	924.109	5.387.188	437.138	3.141.145
1208900000	Flours & meal of oth oil seed/oleaginous fruits, other than those of mustard	27.146	89.772	9.931	93.451
1209100000	Sugar beet seed, of a kind used for sowing	0	1.000	0	50.250
1209210000	Lucerne (alfalfa) seed, of a kind used for sowing	0	1.306	0	13.165
1209240000	Kentucky blue grass seed, of a kind used for sowing	425	425	859	859
1209290000	Other seeds of forage plants, of a kind used for sowing	4.743	170.449	73.536	546.526
1209300000	Seeds of herbaceous plants cultivated principally for their flowers	0	80	0	12.450
1209910000	Vegetable seeds, of a kind used for sowing	7.254	193.696	474.073	4.026.563
1209999000	Other seeds of a kind used for sowing	23.235	262.037	25.169	769.734
1210100000	Hop cones, neither ground nor powdered, nor in the form of pellets	0	3.175	0	15.676
1210200000	Hop cones, ground, powdered or in the form of pellets; lupulin	0	9.940	0	69.844
1211201000	Ginseng roots, cut, crushed/powdered form	7.300	42.034	81.670	1.106.109
1211209000	Ginseng roots, in other forms	1.500	2.500	12.000	20.000
1211309000	Coca leaf, in other forms	0	4.534	0	1.226
1211901100	Cannabis, in cut, crushed or powdered form, used for pharmacy	0	83.206	0	33.810
1211901200	Cannabis, other form, used for pharmacy	0	6	0	10
1211901300	Rauwolfia serpentina roots used for pharmacy	59.742	414.940	121.873	556.236
1211901400	Other plants, in cut, crushed or powdered form, used for pharmacy	0	673.368	0	999.598
1211901900	Other plants, in other forms used for pharmacy	66.099	720.729	21.703	544.681
1211909100	Pyrethrum, in cut, crushed or powdered form	12.500	24.544	86.125	129.453
1211909600	Liquorice roots, in cut, crushed or powdered form	8.070	36.244	5.264	92.425
1211909900	Oth plants, in cut, crushed/powdered form, used for other purposes	66.634	280.637	185.737	1.448.431
1212201100	Seaweeds & oth algae, fresh, chilled/dried of a kind used in pharmacy	0	4.558	0	83.702
1212201900	Seaweeds & oth algae, fresh, chilled/dried, used in dyeing, tanning, perfumery	5.487	446.782	9.159	499.175
1212202000	Seaweeds & oth algae, fresh, chilled/dried, for oth, not for human consumption	0	4.020	0	6.700
1212209000	Oth seaweeds & oth algae, fresh, chilled, dried, primarily for human consumption	35.564	108.342	80.329	284.749
1212993000	Melon seeds	0	5.000	0	5.083
1212999000	Other vegetable product, of a kind used primarily for human consumption	36.852	166.601	17.275	135.181
1213000000	Cereal straw and husks, unprepared	0	1.500	0	8.775
1214100000	Lucerne (alfalfa) meal and pellets	25.856	88.368	4.463	15.831
1214900000	Other forage products, whether/not in the form of pellets.	8.430	37.398	3.202	14.140
1301200000	Gum arabic	34.493	301.909	139.229	726.101
1301901000	Gum benjamin	109	21.409	175	50.868
1301902000	Gum damar	107.887	770.377	136.022	817.373
1301903000	Cannabis resin	0	15.000	0	16.650
1301909000	Other gum and resin	57.696	693.533	138.791	1.859.011
1302111000	Pulvis opii, whether or not modified	0	1	0	509
1302119000	Other opium, whether or not modified	186	3.767	46.386	646.154
1302120000	Saps and extracts of liquorice, whether or not modified	51.986	409.511	532.160	3.936.278
1302130000	Saps and extracts of hops, whether or not modified	3.000	15.218	24.593	443.268
1302192000	Extracts and tinctures of cannabis	0	307	0	45.693
1302193000	Other medicinal extracts derived from vegetable products	1.955	87.146	166.221	1.767.393
1302194000	Vegetable saps, extracts of pyrethrum or of the root of plants containing rotenone	325	483	8.375	16.408
1302195000	Japan (or chinese) lacquer (natural lacquer)	1.000	5.011	168.000	601.610
1302199000	Other saps and extracts of vegetable	39.612	433.953	447.823	5.684.542
1302200000	Pectic substances, pectinates & pectates	1.196	104.398	12.711	1.241.938
1302310000	Agar-agar	46.472	424.719	151.944	916.362
1302320000	Mucilages & thickeners, whether or not modified, derived from locust beans/guar	146.388	1.776.595	406.670	3.963.259
1302391000	Carageenan	97.280	513.340	641.170	3.279.482
1302399000	Mucilages & thickeners, whether or not modified, derived from vegetable products	11.659	426.895	102.703	2.342.908
1401100000	Bamboos used primarily for plaiting	21.240	48.837	12.681	52.051
1401200000	Rattans, used primarily for plaiting	0	47	0	1.086

I.3. IMPOR MENURUT KOMODITI / IMPORT BY HS COMMODITY
*****SEPTEMBER / SEPTEMBER 2009 *****

H S	Uraian Komoditi Commodity Description	Berat Bersih / Net Weight (Kg)		Nilai / Value C.I.F (US\$)	
		Bulan ini Current Month	Kumulatif Cum.Jan. to date	Bulan ini Current Month	Kumulatif Cum.Jan. to date
1401900000	Other vegetable material used primarily for plaiting	154	9.699	84	13.141
1404200000	Cotton linters	0	128	0	2.546
1404901000	Betel leaves, biri leaves & betel-nutleaves	0	436	0	4.331
1404902000	Barks of a used primarily in tanning	0	438	0	4.594
1404909000	Other vegetable products not elsewhere specified or included	57.000	283.052	15.620	167.416
1501000000	Pigfat (including lard) and poultry fat other than heading 02.09 or 15.03.	0	108	0	2.104
1502001900	Unedible tallow of bovine animal, sheep or goats, other	14.900	91.016	8.940	88.261
1502009900	Unedible fats other than tallow of bovine animals, sheep or goats, other	134.057	379.096	146.365	359.029
1503009000	Lard oil, oleo-oil & tallow oil, not emulsified or mixed or otherwise prepared	0	794	0	2.263
1504101000	Fish-liver oils and their fractions, fit for human consumption	11.967	43.293	52.232	157.171
1504109000	Fish-liver oils and their fractions, unfit for human consumption	8.917	84.961	11.066	87.442
1504201000	Fats & oil of fish, not liver oil solid fraction, not chemically modified	70.105	317.563	214.418	1.952.069
1504209000	Fats & oil of fish, not liver oil other fraction, not chemically modified	777.053	3.560.756	699.641	5.364.124
1505001000	Lanolin	9.518	64.786	46.778	374.402
1505009000	Other wool grease and fatty substances derived therefrom	4.370	32.727	38.138	144.472
1506000000	Other animal fats and oils, and their fractions, not chemically modified	12.104	79.092	23.217	158.042
1507100000	Crude oil of soya bean, whether or not degummed	382	20.542	1.245	34.005
1507901000	Refined oil of soya bean	435.390	3.662.938	465.662	3.838.194
1507902000	Fraction of unrefined soya-bean oil	1.044.943	4.389.702	1.212.846	4.943.386
1507909000	Other soya bean oil and its fractions	179.607	2.911.281	218.825	3.435.141
1508909900	Other ground-nut oil, other than solid fractions, not chemically modified	0	1	0	95
1509101000	Virgin olive oil, in packing of net weight <=30 kg	18.202	119.096	54.402	487.002
1509109000	Virgin olive oil, in packing of net weight >30 kg	25.788	138.677	85.296	383.394
1509901900	Refined olive oil, in packing of net weight >30 kg	0	12	0	82
1509902100	Fractions of unrefined olive oil, in packing of net weight <=30 kg	0	1	0	52
1509909100	Other olive oil, whether/not refined, in packing of net weight <=30 kg	0	2.045	0	7.385
1509909900	Other olive oil, whether/not refined, in packing of net weight >30 kg	11.191	111.320	56.552	496.332
1510001000	Crude oil, obtained solely from olives	0	205	0	140
1510009900	Other oils, obtained solely from olives, not chemically modified	8.759	44.596	22.204	106.911
1511100000	Crude palm oil	0	7.200	0	582
1511901000	Fractions of unrefined palm oil, not chemically modified	0	19.298	0	13.967
1511909010	Palm oil, refined, bleached & deodorised (rbd)	8.999.867	9.119.403	6.143.759	6.252.462
1511909020	Olein, refined, bleached & deodorised (rbd)	0	8.602.700	0	4.615.826
1511909030	Stearin, refined, bleached & deodorised (rbd)	999.832	999.832	632.543	632.543
1511909090	Other palm oil and its fractions, not chemically modified	2.625	369.641	1.206	249.739
1512110000	Crude oil of sunflower seed/safflower	0	201	0	313
1512191000	Refined oil of sunflower-seed/safflower	7.680	97.695	10.906	249.884
1512192000	Fraction of unrefined sunflower-seed or safflower oil	220.970	1.363.366	278.638	1.940.823
1512199000	Other fractions of sunflower-seed/safflower, but not chemically modified	23.731	632.431	48.865	948.309
1512299000	Other fractions of cotton seed oil, not chemically modified	48	48	531	531
1513110000	Crude oil of coconut (copra)	0	53.229	0	29.392
1513191000	Coconut oil, refined	553	760	2.144	2.984
1513192000	Fraction of unrefined coconut (copra) oil	0	390	0	2.664
1513199000	Coconut oil, refined, bleached & deodorised (rbd)	12.697	134.176	7.303	77.215
1513291100	Solid fract, not chemically modified, of unrefined palm kernel stearin/babassu oil	40.000	527.869	44.000	724.193
1513292100	Solid fract, not chemically modified, of refined palm kernel stearin/babassu oil	11.003	177.039	13.400	260.600
1513299900	Other fractions of palm kernel oil or babassu oil, not chemically modified	3.450	51.432	9.860	168.096
1514110000	Crude oil of low erucic acid rape or colza	14.511	206.547	14.482	160.112
1514192000	Fraction of unrefined low erucic acid rape or colza oil	4.355	9.219	7.948	22.078
1514199000	Other fraction of low acid rape/colza oil not chemically modified	12.395	135.590	28.884	260.412
1514911000	Crude oil of other rape/colza oil & its fractions	0	4.030	0	26.760
1514999100	Other fractions of rape or colza oil	0	510.886	0	614.798
1514999900	Other fractions of mustard oil	0	669	0	1.667
1515110000	Crude oil of linseed	0	469	0	5.314
1515190000	Other linseed oil and its fractions	137.260	953.776	196.152	1.471.386
1515210000	Crude oil of maize (corn)	0	17.822	0	14.012
1515291100	Solid fraction, not chemically modified of unrefined maize (corn) oil	0	110	0	1.309
1515291900	Other fractions, not chemically modified of unrefined maize (corn) oil	0	56.859	0	67.802
1515299900	Other fractions, not chemically modified of refined maize (corn) oil	20.529	544.456	35.278	1.262.184
1515301000	Crude oil of castor	15.600	119.619	18.408	149.589
1515309000	Other castor oil and its fractions	159.328	674.485	212.195	836.062
1515501000	Crude oil of sesame	7.264	12.115	8.557	20.827
1515502000	Fraction of unrefined sesame oil	0	95	0	1.510
1515509000	Fraction of refined sesame oil	71.813	678.130	105.761	981.107
1515901900	Fraction of refined tengkawang oil	0	1.245	0	10.345
1515909900	Other fixed vegetable fats and oils and their fractions	61.168	476.903	131.801	1.580.915
1516101000	Animal fats & oils and their fractions, in packing net weight >=10 kg	0	64.000	0	128.650
1516109000	Animal fats & oils and their fractions, in packing net weight < 10 kg	0	156	0	69
1516201100	Re-esterified fats & oils of soya bean and its fraction	71.012	449.938	120.484	645.359
1516201200	Re-esterified of crude palm oil and its fraction	54.800	1.991.300	69.367	2.903.192
1516201300	Re-esterified fats & of palm oil, other crude and its fraction	11.356	708.196	13.832	1.100.189
1516201800	Re-esterified fats & oils of olives and its fraction	0	14.786	0	33.192

I.3. IMPOR MENURUT KOMODITI / IMPORT BY HS COMMODITY
*****SEPTEMBER / SEPTEMBER 2009 *****

H S	Uraian Komoditi Commodity Description	Berat Bersih / Net Weight (Kg)		Nilai / Value C.I.F (US\$)	
		Bulan ini Current Month	Kumulatif Cum.Jan. to date	Bulan ini Current Month	Kumulatif Cum.Jan. to date
1516201900	Oth vegetable fat, re-esterified fats & oils and its fraction	423.780	3.773.974	581.096	5.475.820
1516202100	Hydrogenated fats in flakes of ground-nut, soya beans, palm oil or coconuts	0	10.635	0	14.208
1516202300	Hydrogenated fats in flakes of olives	0	1.599	0	720
1516202900	Other hydrogenated vegetable fats in flakes	728.107	4.186.720	1.191.467	7.075.231
1516204000	Hydrogenated and refined, bleached and deodorised palm kernel stearin or olein	728.240	5.835.510	705.423	7.489.509
1516207000	Refined, rbd palm stearin with iodine value not exceeding 48	4.500	69.000	13.679	113.121
1516209100	Oth fat & oils of ground-nuts, palm oil or coconuts	68.568	1.499.772	63.330	1.581.126
1516209900	Other vegetable fats and oils and their fractions	128.398	2.047.224	136.079	2.485.781
1517100000	Margarine, excl. liquid margarine	37.065	769.381	127.494	1.149.379
1517901000	Imitation ghee	59.460	198.200	73.731	245.770
1517902000	Liquid margarine	0	306.435	0	614.989
1517903000	Mould release preparations	0	15.682	0	45.090
1517904300	Shortening	4.095	121.021	6.616	154.900
1517905000	Solid mixtures or prep of vegetable fats or oils or of their fractions	19.560	452.668	17.987	619.115
1517906200	Liquid mixtures or prep of fats/oil, which palm oil predominates	1.421	179.284	3.080	365.342
1517906700	Liquid mixtures or prep of fats/oil, which soya-bean oil predominates	0	205	0	8.100
1517906900	Liquid mixtures or prep of fats/oil, which oth vegetable oil predominates	27.975	358.211	59.808	672.261
1517909000	Oth edible mixtures or prep of animal or vegetable fats or oils	52.264	550.769	1.860.427	5.701.057
1518001200	Animal fats and oils, boiled, oxidised, dehydrated, sulphurised, blown, polymerised	38.220	145.330	33.634	224.633
1518001400	Ground-nut, soya-bean, palm/coconut oil polymerised, or oth chemically modified	112.264	1.560.846	179.299	2.162.041
1518001500	Linseed oil & its fract, boiled, oxidised, dehydrated, sulphurised, blown, polymerised	15.600	43.720	18.720	64.662
1518001600	Olive oil & its fract, boiled, oxidised, dehydrated, sulphurised, blown, polymerised	0	120.559	0	348.554
1518001900	Oth animal/vegetable fat & oils, boiled, dehydrate, sulphurise, blown, polymerised	17.071	537.790	19.665	550.314
1518002000	Inedible mixtures/preparation of animal fats or oils or of different fats/oils	42.003	348.392	54.871	436.049
1518003100	Inedible mixtures/preparations of palm oil (including palm kernels)	15	4.410	165	17.717
1518003200	Inedible mixtures/preparations of ground-nuts, soya-beans or coconuts	0	622.400	0	862.614
1518003900	Inedible mixtures or preparate of other vegetable fats or oils	2.750	349.094	32.861	485.741
1518006000	Inedible mixture & preparate of animal or vegetable fats or oils	3.029	579.675	9.438	2.789.898
1520001000	Glycerol, crude	0	481.800	0	106.393
1520009000	Glycerol waters and glycerol lys	0	3.987	0	26.075
1521100000	Vegetable waxes (oth. than triglycerides) whether or not refined or colored	6.233	87.857	34.524	474.055
1521901000	Bee wax and other insect waxes, whether or not refined or colored	0	1.274	0	23.943
1521902000	Spermaceti, whether or not refined or colored	0	7.812	0	32.740
1522009000	Residues resulting from the treatment of fatty substance or animal/vegetable waxes	3.761	19.053	44.505	125.036
1601000011	Sausage containing pork	0	49	0	378
1601000090	Other sausages and similar products of meat, meat offal or blood	75.797	140.719	88.355	170.678
1602101000	Prepared or preserved meat offal/blood containing pork, in airtight containers	0	28.942	0	40.471
1602109000	Prepared or preserved meat, or blood content both pork, in airtight containers	6.715	23.837	7.360	27.916
1602321000	Canned chicken curry of fowls of the species gallus domesticus	22.149	22.149	18.567	18.567
1602329000	Oth prepared/preserved meat offal/blood of fowls of the spec. gallus domesticus	0	254	0	491
1602390000	Oth prepared/preserved meat offal/blood of oth fowls of poultry of heading 01.05	0	21	0	309
1602411000	Hams and cuts thereof of swine, in airtight containers	985	40.641	1.080	45.624
1602419000	Hams and cuts thereof of swine, in other than airtight containers	0	8.383	0	12.187
1602421000	Shoulders and cuts thereof of swine in airtight containers	0	24.154	0	27.035
1602429000	Shoulders and cuts thereof of swine in other than airtight containers	6.714	19.751	7.360	21.840
1602491100	Luncheon meat of swine, in airtight containers	30.819	183.407	30.856	198.577
1602491900	Luncheon meat of swine, in other than airtight containers	1.056	9.705	2.507	17.018
1602499100	Oth prepared/preserved meat offal/blood of swine in airtight containers	0	158.171	0	179.212
1602499900	Oth prepared/preserved meat offal/blood of swine not in airtight containers	0	2.521	0	4.641
1602500000	Other prepared or preserved meat offal or blood of bovine animals	104.820	579.541	165.276	1.829.728
1602909000	Oth prepared/preserved meat offal/blood of any animal	0	3.452	0	18.642
1603001000	Extracts & juices of chicken, with herbs	506	2.663	9.493	42.057
1603003000	Extracts/juices of oth meat, fish/crustaceans/aquatic invertebr, with herbs	18.008	139.608	18.153	128.786
1603009000	Extracts/juices of oth meat, fish/crustaceans/aquatic invertebr, without herbs	19.411	89.757	44.155	171.015
1604111000	Salmon, prepared/preserved in airtight containers	686	2.603	9.257	19.538
1604119000	Salmon, prepared or preserved in other than airtight containers	0	14.179	0	10.515
1604131100	Sardines, prepared/preserved in airtight container	51.662	266.573	95.000	474.296
1604131900	Sardines, prepared or preserved in other than airtight containers	0	51.364	0	90.534
1604139100	Sardinella and brisling or sprats, prepared/preserved in airtight container	0	4.018	0	6.489
1604139900	Sardinella and brisling or sprats, prep/preserved not in airtight containers	18.651	218.227	52.798	351.192
1604141000	Tunas, skipjack & bonito (sarda spp), prepared/preserved in airtight container	7.908	253.649	12.861	897.459
1604149000	Tunas, skipjack, bonito (sarda spp), prep/preserved not in airtight containers	0	19.519	0	29.988
1604151000	Mackerel, prepared or preserved, in airtight containers	9.131	436.180	31.375	1.022.142
1604159000	Mackerel, prepared or preserved, in other than airtight containers	2.284	134.813	6.680	253.299
1604169000	Anchovies, prepared or preserved, in other than airtight containers	645	27.037	1.885	69.314
1604193000	Other fish, whole or in pieces, but not minced, in airtight containers	0	17.276	0	184.942
1604199000	Other fish, whole/in pieces, not minced, prepared/preserved in other	627	4.594	1.833	11.140
1604201900	Sharks fins, prepared and ready for use in other than airtight containers	0	31.964	0	108.652
1604202900	Fish sausages in other than airtight containers	22.503	96.084	23.914	117.027
1604209900	Oth prepared/preserved fish, in other than airtight containers	20.461	293.901	59.377	841.399
1604301000	Caviar and caviar substitutes, prepared/preserved, in airtight container	0	24	0	44
1605101000	Crabs in airtight containers prepared or preserved	9.861	68.312	80.159	608.272

I.3. IMPOR MENURUT KOMODITI / IMPORT BY HS COMMODITY
*****SEPTEMBER / SEPTEMBER 2009 *****

H S	Uraian Komoditi Commodity Description	Berat Bersih / Net Weight (Kg)		Nilai / Value C.I.F (US\$)	
		Bulan ini Current Month	Kumulatif Cum.Jan. to date	Bulan ini Current Month	Kumulatif Cum.Jan. to date
1605109000	Crabs in other than airtight containers prepared or preserved	6.401	58.729	23.184	498.927
1605201100	Shrimps paste in airtight containers prepared or preserved	0	44.710	0	333.085
1605201900	Shrimps paste in other than airtight containers prepared or preserved	303	2.089	798	15.264
1605209100	Other aquatic invertebrata in airtight containers prepared or preserved	0	294	0	562
1605209900	Oth aquatic invertebrata in oth contners, prepared or preserved	8.538	70.333	45.197	412.744
1605401000	Other crustaceans in airtight containers, prepared or preserved	0	17.554	0	18.286
1605409000	Other crustaceans in other containers, prepared or preserved	0	24	0	4.224
1605901000	Abalone, prepared or preserved	0	15.007	0	49.570
1605909000	Oth crustaceans, molluscs & oth.aquatic invertebrates, prepared or preserved	3.757	60.671	9.811	189.838
1701110010	Cane sugar, icumsa minimal 1200	55.050.000	813.410.008	23.382.063	285.950.862
1701110090	Cane sugar, icumsa maximal 1200	0	85.472.448	0	29.113.040
1701120000	Beet sugar, not added flavour/color	0	16.700.000	0	5.259.461
1701991100	Refined sugar, white	17.565.000	55.610.887	8.994.928	26.495.118
1701991900	Other refined sugar	0	40.465	0	68.033
1701999000	Other cane or beet sugar, & chemically pure sucrose, in sold form	0	100	0	141
1702110000	Lactose and lactose syrup, containing by weight 99% or more lactose	912.424	9.256.249	662.168	6.201.806
1702190000	Lactose and lactose syrup, containing by weight less than 99% lactose	152.286	2.604.554	308.062	4.435.791
1702200000	Maple sugar and maple syrup	0	81.857	0	99.026
1702301000	Glucose, containing fructose < 20%	2.115.526	16.719.560	1.350.756	9.358.611
1702302000	Glucose syrup, containing fructose < 20%	2.020.400	16.548.029	837.050	7.080.254
1702400000	Glucose and glucose syrup, containing 20% <= fructose < 50%	96.054	458.553	68.854	382.351
1702500000	Chemically pure fructose	53.501	366.632	66.611	487.290
1702601000	Fructose, containing fructose > 50%	4.800	9.900	19.200	39.451
1702602000	Fructose syrup, containing fructose > 50%	22.421	101.633	19.876	114.027
1702901000	Maltose	1.011.078	4.611.661	533.606	2.761.327
1702902000	Artificial honey, whether or not mixed with natural honey	10.005	134.454	26.400	385.870
1702903000	Flavoured or colored sugars (excluding maltose)	1.063	4.759	2.779	12.010
1702904000	Caramel	187.487	2.258.302	160.280	2.178.185
1702909000	Other sugar, incl. invert sugar & sugar syrup blends cont. 50% of fructose	18.771.107	102.674.014	7.719.105	41.595.191
1703101000	Cane molasses containing added flavouring or coloring matter	0	18.500.000	0	5.297.500
1703109000	Cane molasses not containing added flavouring or coloring matter	20	18.236.664	116	2.404.394
1703909000	Oth molasses result from extract/refine sugar, not cont add flavour/color matter	150	35.412.983	23.599	8.965.983
1704100000	Chewing gum, whether or not sugar-coated	52.240	429.606	121.148	1.678.544
1704901000	Medicated sweets	10.195	192.408	54.453	1.484.178
1704902000	White chocolate	25.230	68.400	52.104	241.805
1704909000	Oth sugar confectionery, not cont.cocoa	327.474	2.986.750	674.314	7.172.380
1801000000	Cocoa beans, whole or broken, raw/roasted	1.560.818	22.822.775	4.422.690	62.165.581
1802000000	Cocoa shells, husks, skins & oth cocoa waste	94.927	295.163	9.492	29.933
1803100000	Cocoa paste, not defatted	2.501	121.069	3.025	391.926
1803200000	Cocoa paste, wholly or partly defatted	0	855.207	0	1.119.187
1804000000	Cocoa butter, fat and oil	151	3.546	4.670	32.816
1805000000	Cocoa powder, not containing added sugar or other sweetening matter	823.119	7.691.857	2.106.378	14.551.739
1806100000	Cocoa powder, containing added sugar or other sweetening matter	2.330	2.597.042	11.701	4.734.053
1806201000	Chocolate confectionary in blocks, slab bars, weighing > 2 kg	17.409	1.038.254	53.302	3.013.564
1806209000	Oth chocolate & oth food preparations cont. cocoa, weighing > 2 kg	30.455	162.089	60.651	492.333
1806311000	Chocolate confectionary in blocks, slab bars, filled, weighing > 2 kg	32.035	96.585	179.376	708.092
1806319000	Oth chocolate & oth food preparations cont. cocoa, filled, weighing > 2 kg	47.429	747.821	237.656	4.436.596
1806321000	Chocolate confectionary in blocks, slab bars, not filled, weighing > 2 kg	41.665	349.638	189.909	949.938
1806329000	Oth chocolate & oth food preparations cont. cocoa, not filled, weighing > 2 kg	14.865	68.345	50.446	200.727
1806901000	Chocolate confectionary in tablets or pastilles	0	84.958	0	445.438
1806902000	Food preparations of flour, meal, starch cont. 40% <= cocoa < 50%, not for retail	0	36.019	0	43.584
1806909000	Food preparations of flour, meal, starch cont. 40% <= cocoa < 50%, for retail	43.136	401.430	160.044	1.790.400
1901101000	Preparations of malt extract for infant use, put up for retail sale	0	57.219	0	197.079
1901102000	Prep for infant use, of goods of heading 0401 to 0404 of malt for infant use	61.004	296.232	463.899	2.134.889
1901103000	Preparations of soya bean powder for infant use, put up for retail sale	178.879	2.842.546	583.733	8.983.265
1901109000	Food preparations of without containing fat for baby	436.761	2.205.336	886.207	4.851.019
1901201000	Mixes & doughs of flour, groats, meal, starch/malt extract, not cont. cocoa	14.770	193.779	20.904	500.309
1901202000	Mixes & doughs of flour, groats, meal, starch/malt extract, containing cocoa	0	36.757	0	216.746
1901203000	Other mixes and doughs for prep. of bakers wares, not containing cocoa	101.573	768.924	222.103	1.737.273
1901204000	Other mixes and doughs for prep. of bakers wares, containing cocoa	0	61.965	0	82.191
1901901000	Infant food prep for lactase deficiency, medical not put up for retail sale,	804	27.354	867	37.626
1901902000	Malt extract/infant food, not put up for retail sale	68.363	1.484.894	113.772	2.398.021
1901903100	Filled milk, prep. of goods of heading 04.01 to 04.04	253.730	2.047.377	497.282	3.717.996
1901903900	Oth medical food prep of goods of heading 0401 to 0404	314.400	4.353.239	511.386	6.961.258
1901904100	Other soya based preparation, in powder form	0	133.622	0	244.212
1901904900	Other soya based preparations, in other form	558.304	2.619.915	840.764	3.991.610
1901909010	Kerupuk of shrimps	689	791	408	472
1901909090	Oth preparation of medical food cont.cocoa	132.390	1.787.306	370.127	5.253.072
1902110000	Uncooked pasta, not stuffed/otherwise prepared, containing eggs	46.916	526.847	72.824	657.400
1902192000	Rice vermicelli (bee hoon)	146.976	574.572	122.564	520.599
1902199000	Oth uncooked pasta, not containing eggs	312.956	2.205.037	293.580	2.396.248
1902201000	Stuffed pasta, whether or not cooked or otherwise prepared	27.178	68.305	89.167	215.542

I.3. IMPOR MENURUT KOMODITI / IMPORT BY HS COMMODITY
*****SEPTEMBER / SEPTEMBER 2009 *****

H S	Uraian Komoditi Commodity Description	Berat Bersih / Net Weight (Kg)		Nilai / Value C.I.F (US\$)	
		Bulan ini Current Month	Kumulatif Cum.Jan. to date	Bulan ini Current Month	Kumulatif Cum.Jan. to date
1902209000	Oth stuffed pasta, whether or not cooked	0	577	0	1.064
1902301000	Instant noodles	5.962	80.896	8.126	165.703
1902302000	Instant rice vermicelli	16.400	365.848	19.498	352.643
1902309000	Other stuffed pasta	68.697	961.177	131.669	1.873.325
1902400000	Couscous	171	6.122	502	13.790
1903000000	Pearl tapioca, flakes, sefting andsubstitutes of tapioca	31.654	120.995	16.064	84.229
1904100000	Prepared foods obtained by the swellingor roasting of cereals/cereal products	366.706	3.432.768	919.699	8.414.485
1904200000	Prpared foods of mixtures of roastedor unroasted cereal flakes products	1.098	182.376	6.932	491.139
1904300000	Bulgur wheat	0	985	0	2.991
1904901000	Rice preparations, including pre-cookedrice	0	1.063.952	0	1.169.431
1904909000	Oth prepared foods obtained of cerealsor cereal products	50.088	269.967	68.035	477.958
1905100000	Crispbread	22.453	155.013	41.204	392.855
1905200000	Gingerbread and the like	208	16.562	608	33.902
1905311000	Sweet biscuits not containing cocoa	96.298	593.807	237.773	1.703.905
1905312000	Sweet biscuits containing cocoa	81.758	1.011.345	248.348	2.205.671
1905320000	Waffles and wafers	71.428	1.239.305	271.832	3.815.930
1905400000	Rusks, toasted bread & similar toastedproducts	18.522	240.015	30.161	350.608
1905901000	Unsweetened teething biscuits	2.967	31.117	16.964	60.981
1905902000	Other unsweetened biscuits	22.465	105.198	14.828	189.555
1905903000	Cakes	118.250	392.295	155.933	847.897
1905904000	Pastries	161	19.414	827	47.026
1905906000	Empty cachets of a kind suitable forpharmaceutical use	0	17	0	272
1905907000	Communion wafers, sealing wafers, ricepaper and similar products	0	258	0	1.475
1905908000	Other crisp savoury food products	84.016	219.107	105.615	470.212
1905909000	Other baker wares	357.216	2.319.999	714.956	4.890.355
2001100000	Cucumbers and gherkins,prepared or preserved by vinegar or acetic acid	106.100	251.895	2.576.397	3.098.825
2001901000	Onions, prepared/preserved by vinegaror acetic acid	22.145	365.817	69.822	955.997
2001909000	Oth vegetables,fruit,nuts,edible plantprep/preserve by vinegar/acetic acid	19.383	74.328	28.327	187.529
2002101000	Tomatoes, whole/in pieces,not preparedor preserved by vinegar/acetic acid	28.996	342.893	26.651	286.129
2002109000	Oth tomatoes, whole/in pieces,not prep.or preserved by vinegar/acetic acid	70.352	225.694	84.055	235.788
2002901000	Tomato paste, not prepared or preservedby vinegar or acetic acid	333.192	5.333.569	342.362	5.529.909
2002909000	Other tomatoes, prepared or preservedotherwise than by vinegar/acetic acid	1.513	182.620	5.264	418.264
2003100000	Mushrooms of the genus agaricus, notprepared/presrvd by vinegar/acetic acid	38.147	1.509.972	26.005	1.378.512
2003200000	Truffles, not prepared/preserved byvinegar or acetic acid	0	2.656	0	47.944
2003900000	Oth mushrooms, not prepared/preservedby vinegar or acetic acid	1.971	103.643	5.638	106.501
2004100000	Potatoes, frozen, not preprd/preservedby vinegar or acetic acid	760.342	8.007.193	796.879	8.370.103
2004909000	Oth vegetables,frozen,prep/preservedby vinegar/acetic acid	87.579	329.714	139.251	551.093
2005100000	Homogenised vegetables,not frozen, notprepared/preservd by vinegar/acetic acid	0	9.102	0	4.750
2005201000	Potatoes chips & sticks,not frozen, notprepared/preservd by vinegar/acetic acid	353.829	2.370.406	1.298.560	6.677.722
2005209000	Other potatoes, not frozen, not prep.or preserved by vinegar or acetic acid	0	7.128	0	24.378
2005400000	Peas (pisum sativum), not frozen, notprepared/preservd by vinegar/acetic acid	54.477	759.579	22.464	369.723
2005510000	Beans,shelled, not frozen, not preparedor preserved by vinegar or acetic acid	3.579	77.624	3.454	127.519
2005590000	Other beans, not frozen, not preparedor preserved by vinegar or acetic acid	133.112	332.512	94.584	273.148
2005600000	Asparagus, not frozen, not prepared orpreserved by vinegar or acetic acid	54.867	226.905	31.150	182.650
2005700000	Olives, not frozen, not prepared orpreserved by vinegar or acetic acid	6.514	18.945	22.430	67.013
2005800000	Sweet corn(zea mays var.saccharata),notfrozen,not prepared by vinegar/actc acic	39.220	348.061	34.197	261.821
2005910000	Vegetables and mixtures of, notfrozen,not prepared by vinegar/acid	17.224	62.613	12.674	47.362
2005990000	Oth smoked garlic, not frozen vegetable& mixtures of not prep.by vinegar/acid	47.652	282.015	73.552	350.605
2006000000	Vegetables,fruit,nuts,fruit-peel & othparts of plants,preserved by sugar	24.117	208.195	35.766	248.698
2007100000	Jams, fruit jellies, marmalades, fruitor nut, homogenised preparations	18.004	286.442	44.791	747.195
2007910000	Citrus fruit	20.849	123.666	26.396	148.684
2007991000	Fruit grains and pastes other than ofmango, pineapples or strawberries	23.991	250.014	33.792	317.823
2007999000	Fruit grains and pastes of mango,pineapples or strawberries	293.011	1.183.301	501.809	2.485.322
2008111000	Roasted ground nuts, othwise prepared/preserved	8.326	43.289	35.062	114.438
2008112000	Peanut butter, othwise prepared orpreserved	53.587	238.951	104.724	492.407
2008119000	Oth ground nuts, othwise prepared orpreserved	16.614	260.175	25.274	387.563
2008191000	Cashew, incl. mixtures,othwise preparedor preserved	0	2.012	0	6.138
2008199000	Other nuts and seeds, othwise preparedor preserved	8.890	117.848	57.423	671.151
2008200000	Pineapples, othwise prepared/preserved	0	17.655	0	31.200
2008301000	Citrus fruit, added sugar/oth.sweeteningin or not in airtight container	0	34.444	0	22.800
2008309000	Oth citrus fruit, not added sugar/sweetening in/not in airtight container	474.633	1.437.480	461.215	1.456.234
2008401000	Pears, containing added sugar orsweetening matter in airtight container	1.009	1.012	1.999	2.034
2008409000	Oth pears, not containing added sugarsweetening matter, in/not airtight cont.	0	5.415	0	8.005
2008501000	Apricots,containing added sugar / othersweet,matter in/not airtight container	0	2.921	0	4.241
2008601000	Cherries,containing added sugar / othersweet,matter in/not airtight container	20.412	102.501	44.522	184.186
2008609000	Cherries, not containing added sugar/sweetening, in/not airtight containers	0	149	0	855
2008701000	Peaches,containing added sugar or othersweet,matter in/not airtight container	6.142	131.681	12.167	133.414
2008709000	Peaches, not containing added sugar/sweetening, in/not airtight containers	13.764	61.761	14.765	55.280
2008801000	Strawberries,containing added sugar/othsweet,matter in/not airtight container	0	4.103	0	15.052
2008809000	Strawberries,not containing added sugar/sweetening, in/not airtight containers	152	27.423	632	94.569
2008922000	Mixtures of other edible parts of plantadded sugar, in/not airtight container	34.977	183.851	33.249	169.770
2008929000	Mixtures of other edible parts of plantnot added sugar,in/not airtight contain.	19.051	515.385	85.808	422.644

I.3. IMPOR MENURUT KOMODITI / IMPORT BY HS COMMODITY
*****SEPTEMBER / SEPTEMBER 2009 *****

H S	Uraian Komoditi Commodity Description	Berat Bersih / Net Weight (Kg)		Nilai / Value C.I.F (US\$)	
		Bulan ini Current Month	Kumulatif Cum.Jan. to date	Bulan ini Current Month	Kumulatif Cum.Jan. to date
2008991000	Lychees, othwise prepared or preserved	183.618	1.364.395	133.047	1.163.244
2008992000	Longans, othwise prepared or preserved	388.527	1.481.167	362.803	1.232.426
2008993000	Stems,roots and oth.edible partsof plants, othwise prepared or preserved	12.799	85.669	28.152	142.068
2008994000	Othwise prepared or preserved, added sugar/sweet, in/not airtight container	0	2.162	0	2.368
2008999000	Othwise prepared/preserved, not added sugar/sweet, in/not airtight container	54.930	446.248	53.830	497.163
2009110000	Orange juice, frozen	256.412	1.521.009	420.276	2.828.307
2009120000	Orange juice, not frozen,of a brix value not exceeding 20	47.860	803.564	43.780	647.998
2009190000	Orange juice, not frozen,of a brix value exceeding 20	6.703	431.386	10.248	340.916
2009210000	Grapefruit juice, of a brix value not exceeding 20	2.143	55.143	2.403	46.766
2009290000	Other grapefruit juiceof a brix value exceeding 20	34.006	181.390	130.736	907.246
2009310000	Juice of any other single citrus fruit,of a brix value not exceeding 20	4.816	30.066	5.406	35.818
2009390000	Other juice of any other single citrus for a brix value exceeding 20	4.803	122.301	4.721	267.058
2009410000	Pineapple juice,of a brix value not exceeding 20	5.390	43.391	4.505	40.804
2009490000	Other pineapple juice,of a brix value exceeding 20	2.680	33.726	4.958	52.021
2009500000	Tomato juice	2.041	133.188	1.915	103.146
2009610000	Grape juice (including grape must),of a brix value not exceeding 20	26.312	383.822	28.369	370.322
2009690000	Other grape juice (including grape must)of a brix value exceeding 20	36.264	158.031	34.706	146.225
2009710000	Apple juice,of a brix value not exceeding 20	21.845	518.290	18.585	399.063
2009790000	Other apple juiceof a brix value exceeding 20	83.792	759.568	124.098	1.260.302
2009801000	Blackcurrant juice	106	2.016	1.357	22.185
2009809000	Other juice of any other single fruitor vegetables	57.363	710.750	83.012	1.292.394
2009900000	Mixtures of juices	174.880	1.048.710	740.203	2.296.630
2101111000	Instant coffee	289.883	1.971.759	1.965.471	15.320.295
2101119000	Oth extracts, essences and concentratesof coffee	477	265.628	1.515	721.474
2101120000	Preparations with a basis of extracts,essences or concentrates of coffee	8.049	204.933	70.354	3.521.621
2101201000	Tea preparations consisting of a mixture tea, milk powder and sugar	0	24.129	0	112.949
2101209000	Mate preparations consisting of a mixture mate , milk powder and sugar	104.018	691.165	645.931	3.870.836
2101300000	Roasted chicory&oth.roasted coffee substitutes,extract,essence&concent.thereof	0	343	0	4.655
2102101000	Bread yeasts, active	152.543	1.383.011	551.443	4.163.738
2102109000	Active yeasts, other than for bread	276.233	1.380.389	915.344	4.771.984
2102200000	Inactive yeasts; other single-cell microorganisms, dead	309.243	2.805.451	558.371	5.103.783
2102300000	Prepared baking powders	59.826	1.278.706	207.506	2.941.768
2103100000	Soya sauce sweet, salt and other	143.208	4.583.807	107.414	3.826.368
2103200000	Tomato ketchup and other tomato sauces	24.894	394.219	37.034	638.234
2103300000	Mustard flour & meal & prepared mustard	28.682	276.080	61.261	282.838
2103901000	Chilli sauce	192.531	1.214.330	291.416	1.684.076
2103902000	Mixed condiments and mixed seasonings,including belachan	40.116	376.620	115.965	1.320.711
2103903000	Fish sauce	131.245	848.741	91.868	597.649
2103909000	Other sauces and preparations therefor;mustard flour & meal & prepared mustard	501.332	4.614.692	1.138.093	12.229.388
2104101000	Soups and broths & preparation thereforcontaining meat	19.027	104.536	60.608	243.462
2104109000	Soups and broths & preparation therefor,not containing meat	42.508	504.783	87.186	993.788
2104201000	Homogenised composite food preparations,containing meat	0	12	0	52
2104209000	Homogenised composite food preparations,not containing meat	0	20.681	0	64.330
2105000000	Ice cream and other edible ice, whetheror not containing cocoa	116.916	869.704	513.210	3.388.080
2106100000	Protein concentrates and texturedprotein substances	366.419	2.758.886	596.723	4.593.490
2106901000	Dried bean curd and bean curd sticks	3.077	3.583	4.562	6.934
2106902000	Flavoured or colored syrups	67.667	570.685	157.398	1.524.878
2106903000	Non-dairy creamer	2.367.051	28.996.816	3.552.903	44.575.601
2106904000	Autolysed yeast preparations	40.549	321.477	360.717	3.554.774
2106905100	Non-alcoholic prep used as raw materialto make composite concentrates beverag	24.639	170.490	196.452	1.057.615
2106905200	Non-alcoholic comp concentrates for simpdilution with water to make beverages	431.127	3.532.764	4.393.128	32.755.387
2106905300	Ginseng based products, non-alcoholicpreparations use for making beverages	5	16.139	137	38.931
2106905900	Other non-alcoholic preparations usefor making beverages	55.797	1.362.861	147.907	4.460.671
2106906900	Other alcoholic preparations	0	62	0	7.410
2106907000	Preparations vitamins or minerals, medic food and oth.food suplements	357.099	2.542.010	5.525.615	40.775.616
2106908000	Mixtures of chemicals foodstuffs or subwith nutritive value, used for food proc	410.317	3.560.989	4.148.696	32.879.552
2106909100	Fortificant premixes	5.733	89.282	194.921	1.903.953
2106909200	Ginseng based preparations	7.389	37.990	6.729	234.716
2106909300	Food preparations for lactase deficientinfants	0	6.821	0	1.068
2106909400	Other preparations for infant use	1.703	58.152	122.850	1.540.578
2106909500	seri kaya	0	45	0	21
2106909900	Other food preparations not elsewherespecified or included	366.777	7.180.762	2.555.768	28.258.977
2201100000	Mineral waters and aerated waters	188.646	1.362.669	187.196	1.062.744
2201901000	Ice and snow	4	10	696	907
2201909000	Other mineral waters or artificial	84	57.676	315	23.113
2202101000	Sparkling mineral waters and aeratedwaters, flavoured	165.052	1.196.742	88.938	652.354
2202109000	Other mineral water, containing added sugar/sweetening or flavoured	3.209.494	20.016.866	2.459.100	12.986.554
2202901000	Flavoured uht milk drink	13.042	557.126	19.436	518.858
2202902000	Soya milk drink	992.492	4.516.837	528.997	2.564.777
2202903000	Non-aerated beverage ready for immediateconsumption without dilution	3.365.302	17.882.381	1.920.160	10.429.505
2202909000	Oth non-alcoholic beverages, excludingfruit or vegetable juices	1.924.814	27.784.020	917.992	16.025.211
2203001000	Stout and porter	0	1.680	0	3.196

I.3. IMPOR MENURUT KOMODITI / IMPORT BY HS COMMODITY
*****SEPTEMBER / SEPTEMBER 2009 *****

H S	Uraian Komoditi Commodity Description	Berat Bersih / Net Weight (Kg)		Nilai / Value C.I.F (US\$)	
		Bulan ini Current Month	Kumulatif Cum.Jan. to date	Bulan ini Current Month	Kumulatif Cum.Jan. to date
2203009000	Other beer made from malt,including ale	5.120	28.238	10.483	55.823
2204100000	Sparkling wine	0	465	0	783
2204211100	Wine, in containers <= 2 l, alcoholicstrength by volume <= 15%	0	80	0	351
2204212100	Wine, in containers <= 2 l, alcoholicstrength by volume > 15%	180	5.652	1.177	21.843
2204212100	Grape must,in container <=2 l,alcoholicstrength by volume <= 15%	3.288	25.251	12.560	103.178
2204291100	Wine, in containers > 2 l, alcoholicstrength by volume <= 15%	0	268	0	283
2205101000	Vermouth & oth wine,in container <=2 l,alcoholic strength by volume <= 15%	4	4	27	27
2205902000	Vermouth & oth wine,in container > 2 l,alcoholic strength by volume > 15%	0	18	0	112
2206002000	Sake (rice wine)	0	100	0	625
2207100000	Undenatured ethylalcohol of alcoholicstrength by volume of >= 80%	11.311	26.547	66.629	172.163
2207201100	Ethyl alcohol of an alcoholic strengthby volume of > 99%	633	20.150	729	37.887
2207201900	Oth denatured ethyl alcohol, includingmethylate spirits	372	5.355	1.143	11.896
2207209000	Other ethyl alcohol and other spirits	0	5.117	0	10.559
2208203000	Other spirits of an alcoholic strengthby volume not exceeding 46% vol	0	12	0	90
2208204000	Other spirits of an alcoholic strengthby volume exceeding 46% vol	0	6.953	0	92.939
2208301000	Whiskies of an alcoholic strength byvolume not exceeding 46% vol	1.540	12.542	13.639	113.498
2208302000	Whiskies of an alcoholic strength byvolume exceeding 46% vol	0	640	0	4.500
2208501000	Gin&geneva of an alcoholic strength byvolume not exceeding 46% vol	661	1.351	4.208	8.616
2208601000	Vodka of an alcoholic strength byvolume not exceeding 46% vol	640	2.503	3.955	15.980
2208602000	Vodka of an alcoholic strength byvolume exceeding 46% vol	0	143	0	1.911
2208901000	Medicated samsu of alcoholic strengthby volume <= 40%	0	1	0	633
2208909000	Other spirituous beverages	0	6	0	4
2209000000	Vinegar and substitutes for vinegarobtained from acetic acid	49.597	373.900	45.878	389.958
2301100000	Flours, meals & pellets, of meat / meatoffal; unfit for human cnsmtion; greaves	7.603.165	50.120.490	5.151.292	29.847.744
2301200000	Flours,meals&pellets,of fish/crustacean,molluscs/other aquatic invertebrates	7.903.829	54.260.277	7.184.428	47.630.643
2302100000	Bran, sharps and other residues ofmaize (corn)	145.586	617.926	105.587	402.818
2302300000	Bran, sharps and other residues of wheat	1.000.068	3.221.862	296.474	1.030.272
2302401000	Bran, sharps and other residues of rice	600	50.600	1.485	10.485
2302409000	Bran, sharps and other residues of othcereals	26.940	65.681	116.758	306.025
2302500000	Bran, sharps and other residues ofleguminous plants	37.500	282.750	20.636	146.669
2303109000	Other residues of starch and similarresidues	20.913.619	116.704.782	13.055.588	67.267.585
2303300000	Brewing or distilling dregs and waste	23.090.678	102.513.008	5.404.719	22.759.035
2304000000	Oil-cake&other solid residues,in pelletform, from the extract of soyabean oil	308.504.530	1.874.451.342	148.482.950	819.686.553
2305000000	Oil-cake&other solid residues,in pelletform, from the extract of ground-nut oil	526.110	2.461.013	230.436	857.831
2306300000	Oil-cake and other solid residues ofsunflower seeds	0	509.000	0	115.542
2306410000	Oil-cake and other solid residues oflow erucic acid rape or colza seeds	11.398.963	107.979.064	3.111.664	25.671.714
2306490000	Other oil-cake and other solid residuesof rape or colza seeds	0	6.945.090	0	1.594.833
2306500000	Oil-cake and other solid residues ofcoconut/copra manual/mechanic proces	0	18.000	0	564
2306600000	Oil-cake and other solid residues ofpalm nuts or kernels	534.460	1.284.010	160.338	347.581
2306902000	Oil-cake and other solid residues ofmaize (corn) germ	2.494.185	16.054.757	918.136	7.485.588
2306909000	Other oil-cake and other solid residues	2.118.258	18.210.443	375.457	3.000.427
2307000000	Wine lees; argol	5	206	706	4.159
2308000000	Vegetable materials and waste, residuesof a kind used in animal feeding	96.960	361.263	122.317	288.163
2309101000	Dog or cat food, put up for retail sale,containing meat	430.214	4.755.265	333.183	4.290.513
2309109000	Dog or cat food, put up for retail sale,not containing meat	439.600	5.284.091	575.588	6.360.876
2309901100	Complete feed for poultry	229.790	1.968.498	126.267	1.160.809
2309901200	Complete feed for swine	2.272.423	15.472.778	547.340	3.673.908
2309901300	Complete feed for prawn feed	455.242	4.180.347	532.729	5.126.146
2309901900	Other complete feed	2.820	201.374	2.969	316.307
2309902000	Premixes, feed supplements and feedadditives for animal	3.222.294	22.817.235	6.600.156	66.396.549
2309903000	Other preparations of a kind used inanimal feeding, containing meat	32.109.339	205.382.666	20.795.825	111.629.581
2309909000	Other preparations of a kind used inanimal feeding, not containing meat	16.627.281	131.288.847	11.310.828	75.534.272
2401101000	Virginia tobacco, not stemmed/stripped,flue-cured	535.200	3.619.798	3.033.788	20.594.534
2401102000	Virginia tobacco, not stemmed/stripped,not flue-cured	0	1.159	0	14.307
2401103000	Other tobacco, not stemmed/stripped,flue-cured	63.885	999.133	762.576	7.735.639
2401109000	Other tobacco, not stemmed/stripped,not flue-cured	61.200	652.198	377.110	10.923.622
2401201000	Virginia tobacco, partly/wholly stemmed/stripped, flue-cured	2.143.400	15.928.093	9.439.246	93.428.964
2401202000	Virginia tobacco, partly/wholly stemmed/stripped, not flue-cured	26.510	51.890	38.574	206.917
2401203000	Oriental tobacco, partly/wholly stemmed/stripped	436.925	7.132.671	2.515.541	33.326.149
2401204000	Burley tobacco, partly/wholly stemmed/stripped	19.202	38.802	147.840	333.579
2401205000	Other tobacco, partly/wholly stemmed/stripped, flue-cured	0	4.297.574	0	18.224.181
2401209000	Other tobacco, partly/wholly stemmed/stripped, not flue-cured	22.681	701.482	401.998	4.515.056
2401301000	Tobacco stems	486.500	573.509	338.057	617.706
2401309000	Other tobacco refuse	147.404	341.938	313.099	742.191
2402100000	Cigars, cheroots and cigarillos,containing tobacco	54	23.733	1.211	684.454
2402209010	Cigarettes tobacco	0	21.440	0	164.698
2402209090	Other cigarettes containing tobacco	552	101.882	16.867	1.535.058
2402901000	Cigars, cheroots and cigarillos oftobacco substitutes	0	620	0	47.288
2402902000	Cigarettes of tobacco substitutes	0	2.478	0	136.292
2403101900	Other smoking tobacco, packed for retailsale	0	3.031	0	119.028
2403102100	Blended tobacco, for cigarette making	540.940	6.535.481	3.854.268	46.871.910
2403102900	Oth manufactures tobacco for cigarettmaking	0	20.675	0	100.316

I.3. IMPOR MENURUT KOMODITI / IMPORT BY HS COMMODITY
*****SEPTEMBER / SEPTEMBER 2009 *****

H S	Uraian Komoditi Commodity Description	Berat Bersih / Net Weight (Kg)		Nilai / Value C.I.F (US\$)	
		Bulan ini Current Month	Kumulatif Cum.Jan. to date	Bulan ini Current Month	Kumulatif Cum.Jan. to date
2403109000	Other smoking tobacco, whether or not containing tobacco substitutes	0	291.374	0	1.128.754
2403910000	Homogenised or reconstituted tobacco	16.461	93.117	235.364	1.357.888
2403991000	Tobacco extracts and essences	20	20.548	52.530	469.726
2403993000	Manufactured tobacco substitutes	0	57	0	370
2403999000	Oth manufactures tobacco & manufactured tobacco substitutes	11.957	59.933	615.137	686.673
2501001000	Table salt	0	23.153	0	4.083
2501004100	Oth salt cont. at least 94.7% sodium chl a dry basis ,in package netto < 45 kg	212.000	1.214.481	67.460	404.668
2501004900	Oth salt cont. at least 94.7% sodium chl a dry basis ,in package netto < 45 kg	72.830.036	1.235.694.923	3.225.244	65.664.144
2501005000	Sea water	0	24	0	67
2501009000	Other salt	213	42.360	3.440	179.294
2502000000	Unroasted iron pyrites	0	600.000	0	69.000
2503000000	Sulphur of all kinds, oth than sublimed, precipitated and colloidal sulphur	4.888.117	143.610.820	687.558	29.895.615
2504100000	Natural graphite, in powder or in flakes	137.441	1.256.562	64.792	819.973
2504900000	Natural graphite, in other form	72.000	1.203.275	18.720	468.112
2505100000	Silica sands and quartz sands	900.738	32.409.261	200.348	2.372.003
2505900000	Other natural sands, whether/not colored other than metal-bearing sands	349.563	9.052.940	139.000	1.540.346
2506100000	Quartz	368.425	3.429.369	44.738	429.490
2506200000	Quartzite	27.252	192.568	16.078	155.053
2507000000	Kaolin and other kaolinic clays, whether or not calcined	8.374.988	68.993.318	2.010.704	17.721.459
2508100000	Bentonite	3.170.072	113.976.964	780.142	10.990.517
2508300000	Fire-clay	237.948	2.070.306	112.309	993.415
2508400000	Other clays	2.259.892	21.836.591	495.713	5.214.143
2508500000	Andalusite, kyanite and sillimanite	0	347.187	0	155.473
2508600000	Mullite	65.396	2.011.974	18.331	1.032.769
2508700000	Chamotte or dinas earths	190.850	2.002.344	59.691	931.721
2509000000	Chalk	72.185	566.893	109.891	357.900
2510109000	Other natural calcium phosphates, natural aluminium calcium phosphates, ungrour	28.091	556.356.485	61.534	125.890.971
2510201000	Apatite, ground	0	181.035	0	196.087
2510209000	Other natural calcium phosphates, natural aluminium calcium phosphates, ground	0	5.205	0	15.625
2511100000	Natural barium sulphate (barytes)	27.789.849	71.637.060	2.125.266	7.671.398
2511200000	Natural barium carbonate (witherite)	9	143	280	797
2512000000	Siliceous fossil meals and similar siliceous earths	433.726	3.350.821	272.198	2.012.247
2513100000	Pumice stone	633	49.747	2.610	116.653
2513200000	Emery, natural corundum, natural garnet and other natural abrasives	665.315	12.411.740	175.289	4.477.744
2514000000	Slate, whether or not roughly trimmed or merely cut	130	63.849	676	29.283
2515110000	Marble and travertine, crude or roughly trimmed	0	362.859	0	87.838
2515121000	Marble and travertine, merely cut into blocks	2.397.600	12.443.848	269.980	1.773.582
2515122000	Marble and travertine, merely cut into slabs	2.071.653	14.056.976	664.227	4.888.164
2515200000	Ecaussine & other calcareous monumental or building stone; alabaster	0	35	0	198
2516110000	Granite, crude or roughly trimmed	0	64.156	0	63.397
2516121000	Granite, merely cut into blocks	0	1.328.432	0	223.995
2516122000	Granite, merely cut into slabs	1.928.951	16.019.612	467.044	4.955.757
2516200000	Sandstone	41.386	481.373	12.402	140.422
2516900000	Other monumental or building stone	98.857	364.788	18.700	102.142
2517100000	Pebbles, gravel, broken/crushed stone whether or not heat treated	181.405	48.785.881	38.719	1.297.029
2517200000	Macadam of slag, dross or similar industrial waste	0	30.000	0	23.700
2517300000	Tarred macadam	0	97	0	54
2517410000	Granules, chippings and powder of marble whether or not heat treated	0	32.120.934	0	673.879
2517490000	Granules, chippings & powder of stones whether or not heat treated	404.181	2.076.063	161.843	794.225
2518100000	Dolomite, not calcined or sintered	0	60.000	0	10.980
2518200000	Dolomite, calcined or sintered	87.620	1.792.502	20.591	280.274
2518300000	Dolomite, ramming mix	426.000	3.857.800	34.432	572.214
2519100000	Natural magnesium carbonate (magnesite)	702.902	4.887.200	241.145	1.192.777
2519900000	Fused magnesia; dead-burned magnesia	1.937.694	10.034.932	695.266	4.396.885
2520100000	Gypsum, anhydrite	117.317.430	760.992.437	3.928.423	23.200.239
2520201000	Plasters, for use in dentistry	8.000.000	16.376.561	273.600	619.971
2520209000	Other plasters	3.722.884	72.304.754	437.927	6.760.141
2521000000	Limestone flux; limestone and other calcareous stone	19.445.825	99.800.569	819.836	4.501.007
2522100000	Quicklime	1.012.000	6.816.484	102.960	772.785
2522200000	Slaked lime	440.192	4.972.131	40.341	827.349
2522300000	Hydraulic lime	500	26.079	1.750	10.381
2523101000	Cement clinkers, for white cement	12.450.090	33.872.446	566.479	1.888.280
2523109000	Other cement clinkers	12	35.066.836	200	1.557.005
2523210000	Portland cement, white cement, whether or not artificially colored	0	35.398	0	33.262
2523291000	Portland cement, colored cement	19.591.000	609.931.220	940.360	29.468.743
2523299000	Other portland cements	69.502.301	241.782.383	3.143.261	12.582.208
2523300000	Aluminous cement	331.147	1.961.779	253.983	1.291.015
2523900000	Other hydraulic cements	45.979.862	233.213.774	2.078.103	11.072.764
2524900010	Chrysotile	4.202.150	54.510.958	1.906.635	24.614.050
2524900090	Other asbestos, crococolite & chrysotile	20.000	21.319	8.800	10.259
2525100000	Crude mica and mica rifted into sheets or splittings	554	300.718	1.892	170.083
2525200000	Mica powder	45.606	1.433.402	174.871	1.738.522

I.3. IMPOR MENURUT KOMODITI / IMPORT BY HS COMMODITY
*****SEPTEMBER / SEPTEMBER 2009 *****

H S	Uraian Komoditi Commodity Description	Berat Bersih / Net Weight (Kg)		Nilai / Value C.I.F (US\$)	
		Bulan ini Current Month	Kumulatif Cum.Jan. to date	Bulan ini Current Month	Kumulatif Cum.Jan. to date
2525300000	Mica waste	50.010	50.010	6.226	6.226
2526100000	Natural steatite, not crushed, not powdered	0	3.664.438	0	322.125
2526201000	Talc powder, crushed or powdered	4.944.199	67.151.892	804.069	8.231.102
2526209000	Oth natural steatite, crushed/powdered	752.041	9.255.381	101.877	1.058.091
2528100000	Natural sodium borates and concentrates thereof (whether or not calcined)	0	195	0	2.795
2528900000	Natural boric acid containing not more than 85% of h3bo3 on the dry weight	145.943	1.334.718	78.776	902.761
2529100000	Felspar	25.874.326	158.893.157	1.657.592	11.130.326
2529210000	Fluorspar, containing by weight 97% or less of calcium fluoride	120.000	577.892	35.643	150.123
2529220000	Fluorspar, containing by weight more than 97% of calcium fluoride	121.296	516.424	66.680	287.148
2529300000	Leucite; nepheline & nepheline syenite	16.996	1.742.072	35.169	605.717
2530100000	Vermiculite, perlite and chlorites, unexpanded	679.269	2.701.870	155.509	927.271
2530201000	Kieserite	5.044.000	75.173.151	624.650	9.808.575
2530202000	Epsomite	0	10	0	141
2530900000	Other mineral substances not elsewhere specified or included	1.129.634	15.422.466	390.281	4.361.853
2601110000	Iron ores and concentrates, other than roasted iron pyrites : non agglomerated	62.735.615	835.122.293	7.380.565	122.791.448
2601120000	Iron ores and concentrates, other than roasted iron pyrites : agglomerated	39.969.414	40.258.854	10.791.742	10.885.061
2601200000	Roasted iron pyrites	0	412.818	0	213.901
2602000000	Manganese ores & concentrates, including ferruginous manganese, m. content >= 2	34.914	215.752	59.648	343.113
2603000000	Copper ores and concentrates	9.835	10.018.512	49.037	14.440.894
2604000000	Nickel ores and concentrates	0	379	0	1.294
2605000000	Cobalt ores and concentrates	5.040	13.080	166.669	427.040
2606000000	Aluminium ores and concentrates	98.626	704.005	49.371	480.685
2607000000	Lead ores and concentrates	235.117	1.866.353	165.498	1.091.999
2608000000	Zinc ores and concentrates	271	29.855	4.427	101.785
2609000000	Tin ores and concentrates	208	100.633	5.746	102.376
2610000000	Chromium ores and concentrates	27.027	545.028	12.197	214.327
2611000000	Tungsten ores and concentrates	0	14.850	0	11.583
2612100000	Uranium ores and concentrates	0	2	0	6
2613900000	Molybdenum ores and concentrates, other than roasted	0	11	0	332
2614001000	Titanium ores and concentrates, ilmenite ores and concentrates	0	12.448	0	29.900
2614009000	Titanium ores and concentrates, other than ilmenite ores & concentrates	105.649	1.174.293	103.800	903.698
2615100000	Zirconium ores and concentrates	972.648	9.975.047	1.098.587	11.039.398
2615900000	Other niobium, tantalum ores and concentrates vanadium or zirconium ores	61.099	489.600	75.589	652.604
2616900000	Precious metal ores other than silver ores	0	84	0	10.292
2617100000	Antimony ores and concentrates	4.881	42.084	29.455	216.362
2617900000	Other ores and concentrates.	0	63.563	0	37.317
2618000000	Granulated slag (slag sand) from the manufacture of iron or steel	0	253.045	0	36.271
2619000000	Slag, dross (not granula slag), & oth waste from the manufac. of iron or steel	1.406	983.857	14.112	113.247
2620110000	Ash & residues containing mainly zinc, hard zinc spelter	0	13	0	191
2620190000	Ash & residues containing mainly zinc, other than hard zinc spelter	0	247	0	4.955
2620290000	Ash & residues containing mainly lead, other than leaded gasoline sludges	0	143	0	8.558
2620910000	Ash & residues containing antimony, beryllium cadmium chromium or their mix	0	531	0	4.512
2621900000	Seaweed ash (kelp)	0	14.212	0	11.931
2701110000	Anthracite	8.844.419	61.473.900	1.427.920	16.174.464
2701121000	Bituminous coal: coking coal	0	205.438	0	91.654
2701129000	Bituminous coal: other than coking coal	0	12.187	0	5.667
2701190000	Other coal	605.427	1.453.387	2.041.739	2.633.615
2701200000	Briquettes, ovoids & similar solid fuels manufactured from coal	211.409	321.677	55.486	83.253
2702100000	Lignite, whether or not pulverised, but not agglomerated	0	30.020	0	72.323
2702200000	Agglomerated lignite	0	340.151	0	698.025
2703001000	Peat, whether or not compressed into bales, but not agglomerated	0	148.227	0	31.852
2703002000	Agglomerated peat	30.566	175.099	7.068	38.938
2704001000	Coke & semi-coke of coal	6.126.739	33.505.569	2.004.675	11.002.630
2704003000	Retort carbon	613.000	9.206.652	118.055	1.927.444
2705000000	Coal gas, water gas, producer gas and similar gases other than petroleum gas	750	1.724	3.548	19.217
2706000000	Tar distilled from coal, from lignite or from peat & other mineral tars	55.708	893.963	56.909	523.819
2707100000	Benzol (benzene)	0	21.058	0	50.971
2707200000	Toluol (toluene)	158	1.944	1.400	7.082
2707300000	Xylo (xylenes)	2.542	15.416	20.439	87.794
2707400000	Napthalene	194	85.451	322	396.740
2707500000	Oth. aromatic hydrocarbon mix. of >= 65% by volume, distils at 250.c, astm d 86 m	1.031.317	13.077.848	941.925	9.185.269
2707910000	Creosote oils	0	49.030	0	80.910
2707992000	Carbon black feedstock	0	15.884	0	32.089
2707999000	Other products of the distilled of high temperature coal tar	122.236	7.905.646	196.469	6.441.978
2708100000	Pitch	63.268	16.327.616	28.241	8.972.984
2708200000	Pitch coke	0	5.701.000	0	4.062.672
2709001000	Crude petroleum oil	1.484.872.587	11.254.665.398	752.397.433	5.008.258.961
2709002000	Condensate	11	58.959	66	58.177
2709009000	Other petroleum oil, crude	15.838	202.811	12.514	232.697
2710111100	Motor spirit, premium leaded	15.940	105.790	15.780	115.713
2710111200	Motor spirit, premium unleaded	843.907.900	5.727.873.040	569.960.494	3.259.938.224
2710111300	Motor spirit, regular leaded	0	16.060	0	14.678

I.3. IMPOR MENURUT KOMODITI / IMPORT BY HS COMMODITY
*****SEPTEMBER / SEPTEMBER 2009 *****

H S	Uraian Komoditi Commodity Description	Berat Bersih / Net Weight (Kg)		Nilai / Value C.I.F (US\$)	
		Bulan ini Current Month	Kumulatif Cum.Jan. to date	Bulan ini Current Month	Kumulatif Cum.Jan. to date
2710111400	Motor spirit, regular unleaded	8.263.127	167.290.447	5.077.687	92.946.047
2710111500	Other motor spirit, leaded	0	16.970	0	18.641
2710111600	Other motor spirit, unleaded	198.800.281	557.250.284	107.347.008	307.212.009
2710112000	Aviation spirit	16.035.747	16.104.994	8.692.054	8.840.305
2710113000	Tetrapropylene	0	2.269.602	0	1.569.133
2710114000	White spirit	2.134.295	6.469.332	1.670.235	4.994.813
2710115000	Low aromatic solvents containing byweight <= 1 % aromatic content	1.410.996	8.875.869	1.465.757	8.698.645
2710116000	Other solvent spirits	200	842.794	1.124	807.992
2710117000	Naphtha, reformat or preparations forpreparing spirits	65.292.850	743.809.596	40.037.513	349.649.849
2710119000	Other petroleum oil, light oil & otherthan crude	2.854.552	13.035.830	2.467.427	12.466.142
2710191300	Aviation turbine fuel (jet fuel) havinga flash point of not less than 23-c	1.511	263.095	2.332	407.193
2710191400	Aviation turbine fuel (jet fuel) havinga flash point of less than 23-c	3.151	142.903.741	105.754	74.685.587
2710191600	Kerosene	0	22.495	0	44.345
2710191900	Other medium oils and preparations	8.393.322	68.065.559	8.780.332	58.740.883
2710192000	Topped crudes	10.418	609.461	15.566	767.311
2710193000	Carbon black feedstock oil	4.957.327	35.559.836	2.129.233	13.663.550
2710194100	Lubricating oil basestock	7.382.682	63.110.891	7.015.465	50.130.288
2710194200	Lubricating oils for aircraft engines	0	5.506	0	40.378
2710194300	Other lubricating oils	11.053.258	78.904.825	18.064.908	141.074.640
2710194400	Lubricating greases	606.506	6.642.478	1.986.484	19.069.252
2710195000	Hydraulic brake fluid	123	45.563	2.583	162.172
2710196000	Transformer and circuit breakers oils	567.290	6.041.517	558.915	6.504.703
2710197100	High speed diesel fuel	1.173.968.672	5.113.562.173	691.294.279	2.646.905.117
2710197200	Other diesel fuel	12.241.869	133.107.689	7.213.196	61.813.127
2710197900	Other fuel oils	172.201.737	1.057.889.619	75.807.341	402.097.093
2710199000	Oth petroleum oils & oils obtained frombituminous minerals (other than crude)	966.194	7.869.835	1.255.605	10.551.596
2710990000	Other waste oils	3.785	88.097	9.700	167.638
2711110000	Liquid natural gas	0	3.931.307	0	2.148.964
2711120000	Liquid propane	29.567.864	406.847.552	18.029.687	190.805.979
2711130000	Liquid butanes	29.730.295	369.636.185	18.146.042	175.976.740
2711141000	Liquid ethylene	0	2	0	365
2711149000	Liquid propylene, butylene & butadiene	300	43.014	1.757	93.387
2711190000	Other liquid petroleum gas	0	52.440.234	0	26.655.375
2711210000	Natural gas in gaseous state	23	126	372	7.925
2711290000	Other petroleum gas in gaseous state	1.893	40.970	20.492	137.932
2712100000	Petroleum jelly	205.504	1.959.163	330.333	3.194.168
2712200000	Paraffin wax containing by weight lessthan 0.75% of oil	261.023	2.359.259	350.949	2.778.804
2712901000	Other paraffin wax	784.902	10.617.104	925.209	10.955.510
2712909000	Microcrystalline petroleum wax, slackwax, ozokerite, lignite wax, peat wax	403.623	2.906.906	654.674	5.035.025
2713110000	Petroleum coke, not calcined	52.000	19.393.881	9.360	8.284.153
2713120000	Petroleum coke, calcined	164.042	53.513.429	121.760	28.484.642
2713200000	Petroleum bitumen	63.073.827	338.428.781	28.543.133	135.571.218
2713900000	Other residues of petroleum oils or oifils obtained from bituminous minerals	722.875	7.847.409	441.717	4.394.490
2714100000	Bitumen and asphalt, natural bituminousor oil shale and tar sands	18.631	67.137	7.736	37.445
2714900000	Bitumen and asphalt, natural asphalt, sand asphaltic rocks	1.673.158	35.912.076	820.650	16.983.678
2715000000	Bituminous mix. based on natur. asphalt on natur. bitumen, on petroleum bitumen	139.744	461.270	298.619	1.028.882
2801100000	Chlorine	175.240	1.288.787	172.079	1.153.914
2801200000	Iodine	15	1.864	1.632	47.778
2801300000	Fluorine; bromine	83.256	95.102	76.857	103.553
2802000000	Sulphur, sublimed or precipitated, collodial sulphur	1.965.112	14.652.976	327.318	2.006.688
2803001000	Rubber grade carbon black	8.690.014	59.680.219	8.096.451	51.411.485
2803002000	Acetylene black	318.154	3.896.893	619.951	7.652.267
2803003000	Other carbon blacks	1.431.892	11.896.030	1.474.161	12.085.521
2803009000	Other carbon	595.899	6.135.248	700.764	6.839.199
2804100000	Hydrogen	88.767	706.883	30.152	1.097.952
2804210000	Argon	418.524	2.805.732	311.337	2.024.523
2804290000	Other rare gases	475.211	2.454.019	290.553	2.832.968
2804300000	Nitrogen	1.027.059	8.979.532	164.259	1.690.056
2804400000	Oxygen	1.509.552	19.024.876	310.483	5.636.517
2804500000	Boron; tellurium	23	112	350	1.236
2804610000	Silicon, containing by weight >= 99.99%	1.852	33.812	8.000	79.420
2804690000	Silicon, containing by weight < 99.99%	854.276	4.097.036	1.428.983	6.928.121
2804700000	Phosphorus	32.587	168.388	512.477	2.859.477
2804800000	Arsenic	42.000	75.001	56.227	91.729
2804900000	Selenium	1.900	8.222	97.715	381.469
2805110000	Sodium	60.483	308.561	289.877	1.099.922
2805120000	Calcium	279	209.303	1.780	959.587
2805190000	Other alkali or alkaline-earth metals	82.526	2.091.135	86.225	2.061.516
2805300000	Rare-earth metals, scandium & yttriumwhether or not intermixed or interalloy	0	13	0	17
2805400000	Mercury	405	9.408	6.583	132.372
2806100000	Hydrogen chloride (hydrochloric acid)	187.967	875.695	71.033	604.210
2806200000	Chlorosulphuric acid	0	67	0	909

I.3. IMPOR MENURUT KOMODITI / IMPORT BY HS COMMODITY
*****SEPTEMBER / SEPTEMBER 2009 *****

H S	Uraian Komoditi Commodity Description	Berat Bersih / Net Weight (Kg)		Nilai / Value C.I.F (US\$)	
		Bulan ini Current Month	Kumulatif Cum.Jan. to date	Bulan ini Current Month	Kumulatif Cum.Jan. to date
2807000000	Sulphuric acid; oleum.	27.996	71.801.295	83.244	3.072.477
2808000000	Nitric acid; sulphonitric acids	617.095	7.009.817	281.714	3.105.399
2809100000	Diphosphorus pentaoxide	18.048	43.641	11.085	71.296
2809203000	Phosphoric acids, hypophoric acids and hypophosphoric acids	1.206.708	7.449.768	661.965	5.141.331
2809209000	Oth phosphoric acids, hypophoric acids and hypophosphoric acids	12.553.007	26.216.352	4.264.552	13.787.893
2810000000	Oxide of boron; boric acids	386.223	1.736.955	286.356	1.359.711
2811110000	Hydrogen fluoride (hydrofluoric acid)	99.010	406.443	83.447	508.903
2811191000	Arsenic acid	125.438	1.530.685	56.502	704.504
2811199000	Other inorganic acids	50	536.324	1.144	592.255
2811210000	Carbon dioxide	160.979	2.174.160	148.406	1.553.790
2811221000	Silica powder	1.068.428	10.904.833	1.098.019	10.236.806
2811229000	Silicon dioxide, other form	1.635.554	8.500.420	1.810.492	8.558.482
2811291000	Diarsenic pentaoxide	874	29.135	3.598	24.294
2811299000	Other inorganic oxygen compounds of non metals	73.798	753.215	121.693	1.153.234
2812100000	Chlorides and chloride oxides	16.001	32.106	22.596	51.556
2812900000	Other halides and halide oxides of nonmetals	19.549	108.121	92.263	543.844
2813100000	Carbon disulphide	639.001	1.994.001	518.033	1.656.298
2813900000	Other sulphides of non-metal	0	37	0	1.220
2814100000	Anhydrous ammonia	970	49.043.664	290	10.580.218
2814200000	Ammonia in aqueous solution	475	60.124	6.037	139.820
2815110000	Sodium hydroxide (caustic soda), solid	1.207.146	4.682.923	476.036	2.115.197
2815120000	Sodium hydroxide (caustic soda), in aqueous solution (lye or liquid soda)	236.716	8.672.825	140.238	2.415.696
2815200000	Potassium hydroxide (caustic potash)	605.380	6.234.345	716.834	8.382.514
2815300000	Peroxides of sodium or potassium	770	30.275	4.705	77.529
2816100000	Hydroxide and peroxide of magnesium	35.216	1.231.814	90.743	1.413.813
2816400000	Oxides, hydroxides & peroxides, of strontium or barium	75.006	250.529	33.604	128.945
2817001000	Zinc oxide	369.025	3.581.961	585.120	5.611.328
2817002000	Zinc peroxide	14.204	217.516	18.208	333.342
2818100000	Artificial corundum, whether or not chemically defined	86.306	844.307	91.900	880.965
2818200000	Aluminium oxide, other than artificial corundum	1.575.422	301.385.766	930.144	82.691.331
2818300000	Aluminium hydroxide	10.926.670	62.933.050	2.708.628	17.340.302
2819100000	Chromium trioxide	92.132	402.578	312.070	1.429.812
2819900000	Other chromium oxides and hydroxides	22.100	127.674	64.060	564.237
2820100000	Manganese dioxide	1.247.539	13.801.343	2.186.365	24.798.048
2820900000	Other manganese dioxide	305.352	1.399.061	420.144	2.069.907
2821100000	Iron oxides and hydroxides	599.501	7.510.233	578.599	4.678.441
2821200000	Earth colors	729	2.312	8.024	25.000
2822000000	Cobalt oxides and hydroxides, commercial	23.615	102.209	170.386	1.374.115
2823000000	Titanium oxides.	476.353	6.147.283	1.088.249	13.685.835
2824100000	Lead monoxide (litharge, massicot)	12.087	244.069	61.629	591.227
2824900000	Other lead monoxide	232	74.483	1.032	172.143
2825100000	Hydrazine, hydroxylamine, inorganic salt	162.002	688.327	510.372	2.267.451
2825200000	Lithium oxide and hydroxide	23	74.487	300	721.598
2825300000	Vanadium oxides and hydroxides	4.202	5.805	84.871	108.388
2825400000	Nickel oxides and hydroxides	10.537	90.150	192.350	1.195.701
2825500000	Copper oxides and hydroxides	31.558	427.609	170.146	1.948.995
2825600000	Germanium oxides and zirconium dioxide	0	11.101	0	53.344
2825700000	Molybdenum oxides and hydroxides	0	854	0	23.632
2825800000	Antimony oxides	14.938	492.192	64.707	2.504.622
2825900000	Other inorganic bases	19.642	1.987.000	102.420	3.991.276
2826120000	Fluorides of aluminium	0	192.000	0	227.692
2826190000	Other fluorides	198.786	731.275	85.490	670.148
2826300000	Sodium hexafluoroaluminate (synthetic cryolite)	6.487	26.693	2.340	43.841
2826900000	Other complex fluorine salt.	71.129	738.368	232.982	1.908.687
2827100000	Ammonium chloride	301.361	3.305.163	95.768	1.152.100
2827201000	Calcium chloride, commercial grades	0	1.377.796	0	301.773
2827209000	Calcium chloride, not commercial grades	1.651.397	9.668.557	448.271	2.704.567
2827310000	Other chlorides of magnesium	182.726	628.066	41.181	275.570
2827320000	Other chlorides of aluminium	979.516	6.277.440	390.367	2.400.063
2827350000	Other chlorides of nickel	23.018	138.320	123.752	515.876
2827390010	Other chlorides of zinc	196.181	1.078.281	120.540	852.297
2827390090	Other chlorides of iron, cobalt and of other materials	23.173	1.058.763	17.608	970.837
2827410000	Chloride oxides & chloride hydroxides, of copper	3.806	19.395	8.150	48.744
2827490000	Other chloride oxides & chloride hydroxides	231.308	1.508.983	215.745	1.335.464
2827510000	Bromides of sodium or of potassium	275.034	491.360	442.856	846.555
2827590000	Other bromides	25.817	50.636	104.532	331.809
2827600000	Iodides and iodide oxides	2.431	74.316	13.198	331.375
2828100000	Commercial calcium hypochlorite & other calcium hypochlorites	252.387	3.439.210	189.691	3.133.188
2828901000	Sodium hypochlorite	8.948	55.949	36.912	99.228
2828909000	Other hypochlorite	219.035	1.228.332	235.884	1.736.042
2829110000	Chlorates of sodium	1.761	839.120	3.984	1.233.263
2829190000	Other chlorates	100.003	1.329.112	92.159	1.448.160

I.3. IMPOR MENURUT KOMODITI / IMPORT BY HS COMMODITY
*****SEPTEMBER / SEPTEMBER 2009 *****

H S	Uraian Komoditi Commodity Description	Berat Bersih / Net Weight (Kg)		Nilai / Value C.I.F (US\$)	
		Bulan ini Current Month	Kumulatif Cum.Jan. to date	Bulan ini Current Month	Kumulatif Cum.Jan. to date
2829900000	Bromat dan perbromat, iodat & periodat	4.062	260.100	40.796	932.834
2830100000	Sodium sulphides	207.000	3.742.888	100.151	1.948.229
2830900000	Other sulphides	5.155	863.604	7.152	468.549
2831100000	Dithionites and sulphoxylates of sodium	341.721	5.219.229	213.641	4.369.624
2831900000	Other dithionites and sulphoxylates	7.409	130.257	10.124	252.593
2832100000	Sodium sulphites	741.132	6.194.034	282.156	2.570.275
2832200000	Other sulphites	108.111	461.555	39.500	212.215
2832300000	Thiosulphates	164.918	1.221.433	129.288	454.553
2833110000	Disodium sulphate	24.375.514	129.552.969	2.671.776	13.878.178
2833190000	Other sodium sulphates	5.672.359	71.144.894	800.968	8.278.752
2833210000	Magnesium sulphate	1.019.386	5.758.360	201.364	1.283.912
2833221000	Aluminium sulphate :commercial grade	20.000	42.027	27.000	74.232
2833229000	Aluminium sulphate:other grade	428	246.477	392	71.239
2833240000	Nickel sulphate	47.675	519.950	371.332	2.126.618
2833250000	Copper sulphate	665.240	4.465.979	1.163.133	6.702.348
2833270000	Barium sulphate	141.097	1.209.811	99.300	924.756
2833291000	Of chromium or zinc	220.338	2.754.259	360.458	2.544.426
2833292000	Tribasic lead sulphate	20.386	293.193	45.317	386.051
2833299000	Other sulphate of other material	687.475	3.757.588	374.348	2.077.223
2833300000	Alums	48.015	1.217.970	26.463	336.459
2833400000	Peroxisulphates (persulphates)	106.532	783.551	134.632	876.932
2834100000	Nitrites	164.951	2.453.979	88.800	1.307.615
2834210000	Nitrates of potassium	203.024	1.083.048	206.161	1.189.946
2834290000	Other nitrates	303.611	2.792.097	167.990	1.785.336
2835100000	Phosphinates (hypophosphites) andphosponates (phosphites)	40.403	353.976	43.096	912.920
2835220000	Phosphates of mono- or disodium	84.877	2.720.937	142.932	2.491.181
2835240000	Phosphates of potassium	106.867	1.194.101	290.795	3.471.016
2835251000	Dicalcium phosphate, feed grade	1.895.000	24.723.700	762.471	10.283.685
2835259000	Oth hypophosphites, phosphonates andand phosphates, polyphosphates	101.437	5.148.069	53.982	2.532.844
2835260000	Other phosphates of calcium	550.147	20.747.283	396.392	14.312.318
2835290000	Other phosphates	127.555	2.387.198	114.139	3.013.401
2835310000	Sodium triphosphate (sodiumtripolyphosphate)	4.294.372	28.814.967	3.131.281	22.585.047
2835391000	Tetranatrium pirofosfat	1.537	342.106	9.130	535.525
2835399000	Other polyphosphates	427.045	4.240.389	567.217	6.294.604
2836200000	Disodium carbonate	71.171.130	491.139.438	13.669.535	109.397.529
2836300000	Sodium hydrogencarbonate (sodium bicarbonate)	3.374.131	59.942.920	937.422	14.633.246
2836400000	Potassium carbonates	208.444	3.898.260	224.840	4.746.504
2836501000	Calcium carbonate, food or pharmaceu-tical grade	634.716	8.282.085	195.928	3.089.640
2836509000	Calcium carbonate, other grade	5.239.929	33.739.654	571.801	7.788.986
2836600000	Barium carbonate	184.525	2.009.554	138.645	856.216
2836910000	Lithium carbonates	53	78.224	900	234.196
2836920000	Strontium carbonate	26.000	170.167	5.070	77.125
2836990000	Other carbonates	477.408	7.857.003	548.780	6.519.258
2837110000	Cyanides and cyanide oxides, of sodium	142.008	2.944.082	271.301	5.586.357
2837190000	Other cyanides and cyanide oxides	149	874	23.430	61.808
2837200000	Complex cyanides	15	21.052	686	27.210
2839110000	Sodium metasilicates	186.621	2.016.874	74.251	878.452
2839191000	Sodium silicates	1.030.301	11.777.476	415.235	3.749.426
2839199000	Other silicates of sodium	123.499	5.403.079	113.638	3.128.238
2839900000	Other silicates; commerial alkali metalsilicates	156.226	2.492.824	198.123	3.619.116
2840190000	Other disodium tetraborate (refinedborax)	1.566.925	14.237.304	1.020.392	8.853.707
2840200000	Other borates	31.500	78.863	62.355	171.866
2840300000	Peroxorobates (perborates)	29.204	177.652	33.523	235.791
2841300000	Sodium dichromate	120	276.710	1.210	425.924
2841500000	Other chromates and dichromates,peroxochromates	37	43.147	2.223	187.765
2841610000	Potassium permanganate	41.000	262.202	103.919	733.701
2841690000	Other manganit	0	572	0	2.106
2841700000	Molybdates	123	15.408	2.017	182.406
2841800000	Tungstates (wolframates)	25	8.538	451	26.735
2841900000	Oth salts of oxometallic orperoxometallic acids	31.241	215.742	140.680	1.115.527
2842100000	Double/complex silicates,includ aluminosilicates w.or not chemical defined	2.006.592	10.557.738	932.099	5.058.880
2842901000	Sodium arsenite	0	81.400	0	81.847
2842902000	Copper and/or chromium salts	11	9.348	98	32.254
2842909000	Oth salts of inorganic acids/peroaoacid	42.896	595.938	129.120	2.373.329
2843100000	Colloidal precious metals	7	1.308	982	11.780
2843210000	Silver nitrate	27	1.655	4.774	227.903
2843290000	Other silver compounds	371	7.924	88.433	472.721
2843300000	Gold compounds	113	2.405	42.170	1.248.672
2843900000	Other amalgams and other compoundcolloidal precious metals	500	3.724	56.075	425.948
2844109000	Ceramic products & mixtures containingnatural uranium	0	3.968	0	586.795
2844401900	Other radioactive elements & isotopes &compounds, radioactive residues	25	94	110.000	151.415
2844409000	Ceramic products & mixtures containingisotop or compound,radioactive residues	4.732	11.858	220.249	1.759.707

I.3. IMPOR MENURUT KOMODITI / IMPORT BY HS COMMODITY
*****SEPTEMBER / SEPTEMBER 2009 *****

H S	Uraian Komoditi Commodity Description	Berat Bersih / Net Weight (Kg)		Nilai / Value C.I.F (US\$)	
		Bulan ini Current Month	Kumulatif Cum.Jan. to date	Bulan ini Current Month	Kumulatif Cum.Jan. to date
2845100000	Heavy water (deuterium oxide)	0	13	0	61
2845900000	Other isotops other than those heading28.44	3	2.759	587	26.375
2846100000	Cerium compounds	2.090	4.749	16.608	30.949
2846900000	Other compounds, inorganic or organicof rare-earth metal	2.757	12.052	22.529	67.819
2847001000	Liquid hydrogen peroxide,whether or notsolidified with urea	540.047	6.402.203	176.093	2.791.263
2847009000	Hydrogen peroxide, whether or notsolidified with urea other form	65.640	267.321	23.115	132.280
2848000000	Phosphides, whether or not chemicallydefined excluding ferrophosphorus.	0	53.651	0	132.518
2849100000	Carbides, whether or not chemicallydefined of calcium	702.192	7.432.343	349.382	3.878.776
2849200000	Carbides, whether or not chemicallydefined of silicon	16.819	1.162.822	13.932	1.102.415
2849900000	Carbides, whether or not chemicallydefined of other material	153.167	176.423	227.021	663.290
2850000000	Hydrides, nitrides, azides, silicidesand borides	1.841	10.984	18.516	117.286
2852001000	Mercury sulphate	31	86	5.942	11.979
2852009000	Other compounds, inorganic/organic, ofmercury, excluding amalgams	61	2.311	6.145	45.511
2853000000	Liquid, compressed air, other inorganic(incl distil/conductivity water,similar)	563	45.252	17.035	353.165
2901100000	Saturated acyclic hydrocarbons.	524.895	5.065.078	570.643	5.449.107
2901210000	Ethylene	32.945.326	508.373.041	32.911.640	365.228.610
2901220000	Propene (propylene)	18.817.160	207.620.076	20.238.452	160.038.699
2901230000	Butene (butylene) and isomers thereof	1.195.555	16.390.381	1.521.221	18.730.358
2901240000	Buta-1, 3-diene and isoprene	1.749.715	25.826.104	2.347.882	20.114.399
2901291000	Acetylene	24.706	177.249	8.258	127.041
2901299000	Other unsaturated acyclic hydrocarbons	64.022	5.970.167	123.823	5.565.739
2902110000	Cyclohexane	24.588	365.097	29.377	593.172
2902190000	Other cyclanes	34.671	899.936	72.541	1.373.510
2902200000	Benzene	9.006.467	134.875.089	7.503.453	80.079.823
2902300000	Toluene	11.570.530	78.881.105	10.131.476	54.699.263
2902410000	O-xylene	1.917.311	19.669.608	1.613.225	15.758.378
2902420000	M-xylene	253.568	780.653	197.783	577.572
2902430000	P-xylene	56.817.638	503.242.567	59.135.523	452.926.768
2902440000	Mixed xylene isomers	1.715.643	24.015.823	1.498.297	17.836.204
2902500000	Styrene	2.017.594	14.671.457	2.391.619	13.553.504
2902600000	Ethylbenzene	16.700	87.230	22.545	232.515
2902700000	Cumene	0	1.892.068	0	1.273.716
2902901000	Dodecylbenzene	37.460	335.921	38.824	471.495
2902902000	Alkylbenzenes	5.805	354.777	17.069	416.192
2902909000	Other cyclic hydrocarbons.	263.398	4.426.024	414.491	6.539.879
2903111000	Methyl chloride used in the manufactureof herbicides	30.000	700.767	18.484	877.848
2903119000	Other methyl chloride	0	35.765	0	90.352
2903120000	Dichloromethane (methylene chloride)	311.623	6.145.953	172.077	3.435.046
2903130000	Chloroform (trichloromethane)	30.670	416.755	160.944	1.541.774
2903150000	1,2-dichloroethane (ethylene dichloride)	19	58	251	951
2903190010	1,1,1-trichloroethane(methyl chloroform)	0	12.400	0	11.036
2903190090	Other halogenated derivatives ofhydrocarbons	35.021	114.711	40.746	154.057
2903211000	Vinyl chloride monomer (vcm)	5.945.405	80.315.957	4.280.465	49.044.518
2903219000	Other vinyl chloride (chloroethylene)	20.773	261.976	43.989	582.063
2903220000	Trichloroethylene	34.444	1.431.986	37.805	1.224.473
2903230000	Tetrachloroethylene (perchloroethylene)	189.205	1.093.495	158.828	889.530
2903290000	Other unsaturated chlorinated derivatives of acyclic hydrocarbons	112.320	958.379	394.871	4.006.974
2903310000	Ethylene dibromide (iso)(1,2-dibromoethane)	0	23.302	0	99.340
2903390000	Oth fluorinated, brominated/iodinated	34.500	338.667	102.600	1.383.251
2903410000	Trichlorofluoromethane	15.390	26.730	62.154	101.902
2903420000	Dichlorodifluoromethane	0	1.880	0	8.566
2903440000	Dichlorotetrafluoroethanes and chloropenta fluoroethane	0	63	0	10.682
2903470000	Other perhalogenated derivatives	0	664	0	16.671
2903490000	Derivatives of methane, ethane/propane,halogenated with flourine & chlorine	528.262	4.750.800	1.102.210	8.585.114
2903510000	1, 2, 3, 4, 5, 6-hexachlorocyclohexane	0	129.169	0	296.588
2903590000	Other halogenated derivatives of cyclanic cyclenic/cycloterpenic hydrocarbon	21	15.983	15.699	62.259
2903610000	Chlorobenzene, o-dichlorobenzene andp-dichlorobenzene	547.125	4.328.128	667.174	6.242.957
2903690000	Other halogenated derivatives ofaromatic	131.020	696.374	338.354	1.519.424
2904100000	Derivatives containing only sulphogroups their salts and ethyl esters	174.528	2.329.504	248.221	2.725.784
2904200000	Derivatives containing only nitro oronly nitroso groups	1	223.316	11	831.985
2904900000	Other derivatives of hydrocarbons,whetherer or not halogenated	1	106.721	11	1.437.496
2905110000	Methanol (methyl alcohol)	9.920.773	55.200.926	2.223.781	11.337.194
2905120000	Propan-1-ol(propyl alcohol) & propan-2-ol (isopropyl alcohol)	326.126	12.529.042	398.638	11.223.815
2905130000	Butan-1-ol (n-butyl alcohol)	3.721.009	26.344.094	3.782.177	22.219.325
2905140000	Other butanols	987.384	4.294.915	996.298	3.586.342
2905160000	Octanol (octyl alcohol) and isomersthereof	960.468	19.621.134	1.138.154	18.687.627
2905170000	Dodecan-1-ol (lauryl alcohol), hexadecan-1-ol, and octadecan-1-ol	11.952	485.115	50.299	825.950
2905190000	Other sulphonated, nitrated/nitrosated	101.735	3.828.632	79.254	4.027.133
2905220000	Acyclic terpene alcohols	98.939	777.511	809.195	6.414.523
2905290000	Other unsaturated monohydric alcohols	19.001	215.762	345.706	1.929.072
2905310000	Ethylene glycol (ethanediol)	25.652.671	240.909.620	20.076.627	150.532.820
2905320000	Propylene glycol (propane-1, 2- diol)	1.270.019	17.167.452	1.910.984	24.939.314

I.3. IMPOR MENURUT KOMODITI / IMPORT BY HS COMMODITY
*****SEPTEMBER / SEPTEMBER 2009 *****

H S	Uraian Komoditi Commodity Description	Berat Bersih / Net Weight (Kg)		Nilai / Value C.I.F (US\$)	
		Bulan ini Current Month	Kumulatif Cum.Jan. to date	Bulan ini Current Month	Kumulatif Cum.Jan. to date
2905390000	Other diols	184.746	1.902.749	419.820	4.819.552
2905410000	2-ethyl-2-(hydroxymethyl) propane-1,3-(trimethylolpropane)	27.057	188.751	49.489	363.676
2905420000	Pentaerythritol	535.559	2.811.422	561.925	3.072.452
2905430000	Mannitol	86.005	270.208	241.380	1.230.498
2905440000	D-glucitol (sorbitol)	47.694	635.353	64.631	527.844
2905450000	Glycerol	181.709	2.925.330	130.361	2.042.895
2905490000	Other polyhydric alcohols	51.418	467.693	148.299	1.398.448
2905510000	Ethchlorvynol (inn)	172	172	958	958
2905590000	Other halogenated, sulphonated,nitratedderivatives of acyclic alcohols	1.705	77.009	4.425	282.129
2906110000	Menthol	31.823	294.444	234.700	2.967.097
2906120000	Cyclohexanol, methylcyclohexanols anddimethylcyclohexanols	48	6.767	580	24.241
2906130000	Sterols and inositols	18.026	277.638	68.821	1.848.871
2906190000	Other cyclanic, cyclenic/cycloterpenic	48.121	282.663	476.986	2.212.425
2906210000	Benzyl alcohol	30.041	311.935	63.182	782.512
2906290000	Other aromatic alcohol	46.472	352.252	210.868	2.139.594
2907110000	Phenol (hydroxybenzene) and its salts	2.153.605	10.059.740	2.906.118	9.708.515
2907120000	Cresols and their salts	80.280	296.024	119.001	576.365
2907130000	Octylphenol, nonylphenol and theirisomers, salts thereof	42.676	1.170.843	92.744	1.756.984
2907150000	Naphthols and their salts	3	98.085	207	382.270
2907190000	Other monophenols	63.005	711.152	166.880	1.787.906
2907210000	Resorcinol and its salts	45.225	305.598	238.456	1.723.612
2907220000	Hydroquinone (quinol) and its salts	398	217.698	1.551	1.647.378
2907230000	4,4-isopropylidenediphenol (bisphenola, diphenylolpropane) and its salts	33.000	179.386	62.700	270.581
2907290000	Other polyphenols; phenol-alcohols	12.287	67.735	68.210	399.217
2908110000	Pentachlorophenol (iso)	12.000	123.083	90.600	939.001
2908190000	Oth derivatives containing only halogensubstituents and their salts	0	1.760	0	8.250
2908910000	Dinoseb (iso) and its salts	22.560	172.340	84.866	660.187
2908990000	Oth derivatives containing only sulphogroups their salts and esters	10.144	104.401	15.844	400.241
2909110000	Diethyl ether	8.472	22.227	47.016	120.743
2909191000	Methyl tertiary butyl ether	32.003	40.242	48.036	69.622
2909199000	Other acyclic ethers and their halogenated	4.106	49.833	29.180	1.399.219
2909200000	Cyclanic, cyclenic or cycloterpenicethers & their halogenated derivatives	158	11.165	28.555	214.128
2909300000	Aromatic ethers & their halogenated,sulphonated, or nitrosated derivatives	96.107	434.610	383.384	1.649.557
2909410000	2,2-oxidiethanol (diethylene glycol,digol)	219.884	5.139.897	219.933	3.695.576
2909430000	Monobutyl ethers of ethylene glycol orof diethylene glycol	550.603	7.924.754	742.781	10.003.867
2909440000	Other monoalkylethers of ethyleneglycol or of diethylene glycol	661.097	4.886.427	902.963	6.357.835
2909490000	Other ether-alcohols, their halogenatedsulphonated, nitrated derivatives	674.278	5.053.964	1.421.387	11.479.015
2909500000	Ether-phenols, ether-alcohol-phenols &their halogenated, nitrated derivatives	9.692	113.483	261.534	1.892.401
2909600000	Alcohol peroxides, ether peroxides, ketone peroxides & their halogenated drv	51.810	831.494	112.604	1.769.441
2910100000	Oxirane (ethylene oxide)	0	48.589	0	167.945
2910200000	Methyloxirane (propylene oxide)	2.913.356	12.062.904	3.532.490	15.711.794
2910300000	1chloro2,3epoxypropane(epichlorohydrin)	802	172.841	4.914	250.904
2910900000	Other epoxides, epoxyalcohols, epoxyphenols & their halogenated derivatives	526	14.140	4.593	114.182
2911000000	Acetals & hemiacetals, whether or notwith other oxygen function	50	10.047	3.887	198.499
2912111000	Formalin	0	267	0	5.112
2912119000	Other methanal (formaldehyde)	47	498	2.209	2.986
2912120000	Ethanal (acetaldehyde)	0	2.291	0	44.850
2912190000	Other acyclic aldehydes without otheroxygen function	166.091	1.245.428	366.540	3.616.181
2912210000	Benzaldehyde	1.680	23.790	3.780	107.780
2912290000	Other cyclic aldehydes without otheroxygen function	79.320	1.146.456	496.149	5.704.249
2912300000	Aldehyde-alcohols	6.307	71.256	81.820	583.458
2912410000	Vanillin (4-hydroxy-3-methoxybenzal-dehyde)	78.208	268.068	544.006	2.436.578
2912420000	Ethylvanillin (3-ethoxy-4-hydroxyben-zaldehyde)	19.685	139.970	420.130	2.770.315
2912490000	Other aldehyde-ethers,aldehyde-phenols& aldehydes with other oxygen function	0	43.526	0	251.873
2912500000	Cyclic polymers of aldehydes	319	26.533	3.665	184.471
2912600000	Paraformaldehyde	325.039	2.827.597	197.984	1.783.420
2913000000	Halogenated,sulphonated,nitrated or nitrosated derivat.of products of h 29.12	7.927	84.438	57.401	470.997
2914110000	Acetone	462.063	12.805.162	402.417	8.748.559
2914120000	Butanone (methyl ethyl ketone)	1.094.827	21.805.963	989.696	18.567.781
2914130000	4-methylpentan-2-one (methyl isobutylketone)	372	1.755.700	65.190	2.291.392
2914190000	Other acyclic ketones without otheroxygen function	2.240	122.846	45.459	932.200
2914210000	Camphor	33.978	141.828	77.005	418.616
2914220000	Cyclohexanone and methylcyclohexanones	75.620	1.554.789	123.762	1.877.561
2914230000	Ionones and methylionones	32.043	192.051	420.045	2.234.144
2914290000	Other cyclanic, cyclenic or cycloterpepenic ketones without oth. oxygen func.	66.932	1.284.754	911.427	10.758.458
2914390000	Other aromatic ketones without otheroxygen function	788	83.918	5.568	803.876
2914400000	Ketone-alcohols and ketone-aldehydes	232.669	1.113.630	424.304	1.650.320
2914500000	Ketone-phenols & ketones without otheroxygen function	11.495	99.640	183.489	1.344.087
2914610000	Anthraquinone	0	3.935	0	56.861
2914690000	Other quinones	6.477	65.891	94.384	732.607
2914700000	Halogenated, sulphonated, nitrated ornitrosated derivatives	3.536	28.695	39.893	293.800
2915110000	Formic acid	97.802	859.679	94.864	865.190

I.3. IMPOR MENURUT KOMODITI / IMPORT BY HS COMMODITY
*****SEPTEMBER / SEPTEMBER 2009 *****

H S	Uraian Komoditi Commodity Description	Berat Bersih / Net Weight (Kg)		Nilai / Value C.I.F (US\$)	
		Bulan ini Current Month	Kumulatif Cum.Jan. to date	Bulan ini Current Month	Kumulatif Cum.Jan. to date
2915120000	Salts of formic acid	98.250	1.183.018	51.690	668.226
2915130000	Esters of formic acid	40	71.735	164	295.804
2915210000	Acetic acid	8.014.914	67.879.225	3.541.700	30.140.284
2915240000	Acetic anhydride	29.610	62.438	50.432	118.358
2915290000	Other acetic acid and its salts	99.151	1.173.933	168.829	2.266.667
2915310000	Ethyl acetate	217.400	5.511.247	204.013	4.424.492
2915320000	Vinyl acetate	1.733.942	26.928.897	1.411.813	22.918.112
2915330000	N-butyl acetate	14.920	2.352.109	18.807	2.674.765
2915360000	Dinoseb (iso) acetate	0	51.782	0	82.184
2915390000	Other esters of acetic acid	581.996	6.274.255	1.570.142	16.042.643
2915400000	Mono-, di- or trichloroacetic acids,their salts and esters	135.046	1.892.938	172.006	1.945.576
2915500000	Propionic acids, its salts and esters	270.279	1.659.770	657.517	3.707.808
2915600000	Butanoic acids, pentanoic acids, theirsalts and esters	136.988	1.528.722	311.210	3.828.150
2915701000	Palmitic acid, its salts and esters	127.145	1.425.717	265.308	3.088.064
2915702000	Stearic acid	244.360	2.431.319	255.413	2.609.991
2915703000	Salts and esters of stearic acid	232.391	2.057.053	456.898	3.539.417
2915901000	Acetyl chloride	0	97.409	0	221.831
2915902000	Lauric acid, myristic acid, their saltsand esters	355.101	3.233.404	409.346	3.382.572
2915909000	Other saturated acyclic monocarboxylicacids & their anhydrides & halides	130.977	1.636.918	357.553	4.685.868
2916110000	Acrylic acid and its salts	691.671	6.446.500	950.669	9.637.634
2916120000	Esters of acrylic acid	1.769.969	22.530.210	2.477.331	30.013.065
2916130000	Methacrylic acid and its salts	51.957	779.157	118.310	1.870.587
2916141000	Methyl methacrylate	2.226.433	23.424.797	3.664.875	38.609.539
2916149000	Other esters of methacrylic acid	103.452	995.885	295.627	2.846.280
2916150000	Oleic,linoleic or linolenic acids,theirsalts and esters	63.989	596.517	124.005	886.526
2916190000	Oth unsaturated acyclic monocarboxylicacids, their anhydrides & halides	63.575	554.636	350.393	2.490.668
2916200000	Cyclanic, cyclenic or cycloterpenicmonocarboxylic acids, their anhydrides	55.991	507.510	873.742	11.820.843
2916310000	Benzoic acid, its salts and esters	282.330	3.576.857	371.984	4.893.277
2916320000	Benzoyl peroxide and benzoyl chloride	19.954	198.648	27.135	323.084
2916340000	Phenylacetic acid and its salt	0	2.217	0	12.644
2916350000	Esters of phenylacetic acid	532	30.458	18.320	3.887.201
2916360000	Binapacryl (iso)	0	1	0	87
2916391000	2,4-dichlorophenyl acetic acid & itssalts and esters	94.000	800.117	201.380	1.915.444
2916399000	Other aromatic monocarboxylic acids,their anhydrides, halides & peroxides	8.163	430.460	84.249	2.893.954
2917110000	Oxalic acid, its salts and esters	181.184	842.870	130.927	668.256
2917121000	Dioctyl adipate (doa)	52.013	1.206.290	88.962	1.446.225
2917129000	Other adipic acid, its salts & esters	39.700	290.011	59.399	651.740
2917130000	Azelaic acid, sebacic acid, their saltsand esters	1.806	84.379	6.988	424.548
2917140000	Maleic anhydride	290.223	1.315.417	300.538	1.281.872
2917190000	Other acyclic polycarboxylic acids,their anhydrides, halides & peroxides	144.159	1.440.468	302.197	3.025.463
2917200000	Cyclanic, cyclenic or cycloterpenicpolycarboxylic acids, their anhydrides	27.220	196.097	28.123	389.506
2917320000	Dioctyl orthophthalates	216.702	1.826.621	268.818	1.858.506
2917330000	Dinonyl or didecyl orthophthalates	39.390	535.614	67.751	850.257
2917340000	Other esters of orthophthalic acid	127.263	1.090.216	171.068	1.531.242
2917350000	Phthalic anhydride	1.846.000	12.313.718	1.832.470	10.886.553
2917360000	Terephthalic acid and its salts	0	7.243.261	0	5.735.301
2917370000	Dimethyl terephthalate	0	104.000	0	108.350
2917391000	Triocyltrimellitate (totm)	172.800	902.494	241.192	1.137.833
2917392000	Other phthalic plasticizers & esters ofphthalic anhydride	15.238	782.510	20.729	1.017.305
2917399000	Other aromatic polycarboxylic acids,their anhydrides, halides & peroxides	310.973	3.609.639	490.913	4.663.299
2918110000	Lactic acid, its salts and esters	94.029	1.224.803	218.891	2.583.624
2918120000	Tartaric acid	27.404	169.840	101.192	506.036
2918130000	Salts and esters of tartaric acid	23.262	252.495	48.678	640.445
2918140000	Citric acid	2.042.149	16.590.200	1.739.392	16.314.263
2918151000	Calcium citrate	114.142	497.259	196.628	663.824
2918159000	Other salts and esters of citric acid	120.323	3.381.474	202.881	5.175.531
2918160000	Gluconic acid, its salts and esters	301.910	1.546.819	288.131	1.608.268
2918190000	Oth carboxylic acids with alcohol function but without other oxygen function	85.853	712.282	152.751	1.374.122
2918210000	Salicylic acid and its salts	35.810	246.676	112.203	744.375
2918220000	O-acetylsalicylic acid,its salts andesters	12.000	230.913	36.000	754.676
2918230000	Other esters of salicylic acid & theirsalts	163.851	1.187.318	463.639	3.262.980
2918291000	Alkyl sulphonic ester of phenol	170	6.404	4.300	27.722
2918299000	Other carboxylic acids with phenol function but without other oxygen function	39.597	417.377	225.162	3.151.860
2918300000	Carboxylic acids with aldehyde/ketonefunction but without other oxygen func.	31.254	242.860	356.465	3.935.717
2918910000	2,4,5-t(iso) (2,4,5-trichlorophenoxyacetic	2	371.789	22	624.585
2918990000	Oth carboxylic acids with additionaloxygen function,their anhydrides,halides	116.541	878.373	718.807	5.099.439
2919100000	Tris(2,3-dibromopropyl) phosphate	2.201	72.408	17.420	372.549
2919900000	Oth.phosphoric esters,their salts,inclactophosphates, their halogenated	6.103	64.366	51.551	358.033
2920110000	Parathion (iso) & parathion-methyl (iso)	0	13.221	0	70.000
2920190000	Oth thiophosphoric esters,(phosphorothioates) & their salts	37.753	175.092	50.882	410.975
2920901000	Dimethyl sulphate (dms)	13.393	125.581	38.567	340.487
2920909000	Other esters of other inorganic acidsof non metals and their salts	16.166	237.979	30.557	590.345

I.3. IMPOR MENURUT KOMODITI / IMPORT BY HS COMMODITY
*****SEPTEMBER / SEPTEMBER 2009 *****

H S	Uraian Komoditi Commodity Description	Berat Bersih / Net Weight (Kg)		Nilai / Value C.I.F (US\$)	
		Bulan ini Current Month	Kumulatif Cum.Jan. to date	Bulan ini Current Month	Kumulatif Cum.Jan. to date
2921110000	Methylamine, di- or trimethylamine and their salts	111.047	1.003.063	178.128	1.657.951
2921190000	Other acyclic monoamines & their derivatives; salts thereof	475.271	4.727.011	821.945	9.925.838
2921210000	Ethylenediamine and its salts	197.089	1.068.260	672.128	3.686.770
2921220000	Hexamethylenediamine and its salts	10.228	164.161	53.152	583.769
2921290000	Other acyclic polyamines & their derivatives; salts thereof	203.548	2.077.606	387.676	4.274.932
2921300000	Cyclanic, cyclenic or cycloaterpenicmono- or polyamines, & their derivatives	461.257	4.255.621	893.651	8.494.685
2921410000	Aniline and its salts	206.900	1.405.438	495.979	3.665.588
2921420000	Aniline derivatives and their salts	64.723	477.439	156.279	1.213.927
2921430000	Toluidines & their derivatives; salts thereof	0	5.832	0	29.612
2921440000	Diphenylamine & its derivatives; salts thereof	18	26.540	778	170.413
2921450000	1-naphthylamine (alpha-naphthylamine), 2-naphthylamine (beta-naphthylamine)	49.824	265.896	127.942	722.827
2921490000	Oth aromatic monoamines & their derivatives; salts thereof	12.491	71.597	27.133	228.466
2921510000	O-, m-, p-phenylenediam, diaminotoluenes & their derivatives; salts thereof	192.067	1.530.176	737.374	5.606.848
2921590000	Oth aromatic polyamines & their derivatives; salts thereof	267.221	2.139.265	1.034.743	9.797.691
2922110000	Monoethanolamine and its salts	55.582	749.176	78.696	1.062.901
2922120000	Diethanolamine and its salts	451.675	1.831.370	537.277	2.795.691
2922130000	Triethanolamine and its salts	57.212	293.285	114.352	635.067
2922140000	Dextropropoxyphene (inn) and its salts	1	1	600	600
2922191000	Ethambutol & its salts, esters & other deriv suitable for produc of anti tbc pr	15.738	106.604	42.843	2.809.079
2922192000	D-2-amino-normal-butyl-alcohol	10.019	56.697	36.400	252.934
2922199000	Oth amino-alcohols, phenylpropanolamin hcl, tramadol, ketamin hcl	88	359.489	5.980	3.189.982
2922210000	Amino hydroxynaphthalene sulphonic acids and their salts	269.157	1.143.695	911.125	3.890.543
2922290000	Other amino-naphthols & other aminophenols	109.436	478.725	214.915	1.873.691
2922310000	Amfepramone (inn), methadone (inn) & normethadone (inn); salts thereof	0	2	0	227
2922390000	Other amino-aldehydes, amino-ketones & aminno-quinones	826	7.466	58.361	287.569
2922410000	Lysine and its esters; salts thereof	210.829	2.731.845	226.420	4.795.901
2922421000	Glutamic acid	6.539	101.587	44.315	349.483
2922422000	Monosodium glutamate	1.179.663	11.364.131	1.193.502	12.123.088
2922429000	Salts of glutamic acid	722	97.750	8.130	215.195
2922430000	Anthranilic acid and its salts	0	3.616	0	17.660
2922491000	Mephenamic acid and its salts	37.072	380.756	426.975	3.594.615
2922499000	Oth amino acids, o.t.t containing more than one kind of oxygen function	95.115	1.317.714	730.632	9.948.770
2922501000	P-aminosalicylic acid & its salts, ester and other derivatives	35.025	218.016	70.975	557.589
2922509000	Oth amino-alcohol-phenols, amino-acidphenols oth amino-comp with oxyg funct.	8.215	162.287	65.331	2.482.162
2923100000	Choline and its salts	501.038	3.831.062	496.285	4.076.093
2923201000	Lecithins, whether or not chemically defined	557.710	4.843.437	612.546	5.212.432
2923209000	Other phosphoaminolipids	160.739	1.259.176	169.255	1.882.675
2923900000	Oth quarternary ammonium salts and and hydroxides	229.486	3.569.525	319.111	4.741.680
2924120090	Other fluoroacetamide (iso), monocrothopos (iso), phosphamidon (iso)	0	9.897	0	56.266
2924190000	Oth acyclic amides (including acyclic carbamates), & their thrf, salts thrf	67.092	2.115.683	340.313	4.403.591
2924211000	4-ethoxyphenylurea (dulcin)	0	467	0	4.921
2924212000	Diuron and monoureon	10.000	156.325	34.400	566.305
2924219000	Other ureines & their derivatives; salts thereof	29.237	172.074	136.051	920.627
2924291000	Aspartame	93.953	544.340	1.645.660	8.118.532
2924292000	Butylphenylmethyl carbamate, methylisopropyl phenyl carbamate	32.000	286.420	87.200	1.088.272
2924299010	Asetaminophen (paracetamol), salicylmide, ethoxybenzamide	339.666	3.987.384	1.263.243	14.295.740
2924299090	Oth carboxamide-function compounds	579.238	2.086.917	3.096.224	17.657.518
2925110000	Saccharin and its salts	1.615	157.362	40.726	1.210.792
2925190000	Other imides & their derivatives, salts thereof	13.350	123.789	77.938	678.765
2925210000	Chlordimeform (iso)	0	2.458	0	12.155
2925290000	Other imines and their derivatives; and salts thereof	28.504	183.385	150.165	1.451.305
2926100000	Acrylonitrile	499.985	4.601.191	675.795	5.355.608
2926200000	1-cyanoguanidine (dicyandiamide)	12.000	183.513	19.500	386.599
2926900000	Other nitrile-function compounds.	67.157	1.776.951	1.709.231	23.415.432
2927001000	Azodicarbonamide	783.375	3.172.860	1.461.635	5.730.829
2927009000	Oth diazo-, azo- or azoxy-compounds.	118.440	1.323.477	184.067	2.722.314
2928009000	Other organic derivatives of hidrazine or of hydroxylamine	60.121	320.921	273.782	1.509.597
2929100000	Isocyanates	3.105.932	29.501.095	5.650.081	50.888.669
2929901000	Sodium cyclamate	0	149.440	0	278.230
2929909000	Other compounds with other nitrogen function	2.769	64.755	9.562	895.540
2930200000	Thiocarbamates and dithiocarbamates	266.891	2.207.636	1.526.198	13.703.146
2930300000	Thiuram mono, di or tetrasulphides	31.811	168.534	82.701	548.094
2930400000	Methionine	1.838.554	13.655.119	7.410.360	59.528.750
2930500000	Captafol (iso) & methamidophos (iso)	90.001	277.042	189.108	664.645
2930900000	Other organo-sulphur compounds	846.893	5.715.953	2.554.527	19.932.368
2931001000	Tetraethyl lead	1.000	52.638	15.000	150.466
2931002000	N-(phosphonomethyl)glycine and salts thereof	999.035	9.827.840	4.020.643	35.535.212
2931003000	Ethephone	3.326	39.860	26.773	253.657
2931004000	Organo-arsenic compounds	0	203	0	1.416
2931009000	Other organo-inorganic compounds	261.861	2.084.027	801.318	6.630.922
2932110000	Tetrahydrofuran	30.272	109.869	65.367	255.530
2932120000	2-furaldehyde (furfuraldehyde)	326	446.573	3.368	534.615

I.3. IMPOR MENURUT KOMODITI / IMPORT BY HS COMMODITY
*****SEPTEMBER / SEPTEMBER 2009 *****

H S	Uraian Komoditi Commodity Description	Berat Bersih / Net Weight (Kg)		Nilai / Value C.I.F (US\$)	
		Bulan ini Current Month	Kumulatif Cum.Jan. to date	Bulan ini Current Month	Kumulatif Cum.Jan. to date
2932130000	Furfuryl alcohol and tetrahydrofurfuryl alcohol	20.172	312.540	28.914	489.991
2932190000	Oth compounds containing an unfused furan ring in the structure	14.154	52.845	590.954	3.160.253
2932210000	Coumarin, methylcoumarins & ethylcoumarins	13.626	135.151	111.358	1.282.165
2932290000	Other lactones	23.478	625.020	331.988	4.498.937
2932930000	Piperonal	0	19.506	0	570.447
2932991000	Carbofuran	43.215	711.785	594.483	9.912.761
2932999000	Other heterocyclic compound with oxygen hetero-atom(s) only.	400.662	1.732.090	1.144.097	7.041.110
2933111000	Dipyrone (antalgin)	11.662	526.271	129.776	3.367.960
2933119000	Other phenazone (antipyrin) and its derivatives	5.007	243.348	97.723	3.325.437
2933190000	Oth compounds containing an unfused pyrazole ring in the structure	10.657	332.154	112.250	3.892.298
2933210000	Hydantoin and its derivatives	11.003	245.967	28.047	753.583
2933291000	Cimetidine	3.629	39.993	96.178	700.064
2933299000	Oth compounds containing an unfused imidazole ring in the structure	47.132	151.286	262.369	3.647.504
2933310000	Pyridine and its salts	80.186	1.048.917	445.796	5.456.672
2933320000	Piperidine and its salts	1	213	7.000	97.691
2933330000	Alfentanil (inn), anileridine (inn), bezitramide (inn), bromazepam (inn)	0	235	0	201.900
2933391000	Chlorpheniramine and isoniazid	7.189	71.319	154.944	1.295.780
2933392000	Isonicotinic acid hydrazide, & its salt esters, derived of pharmaceutical grade	45	1.668	1.175	97.808
2933393000	Paraquat salts	510.400	10.548.114	1.404.243	29.641.688
2933399000	Oth compounds containing an unfused pyridine ring in the structure	107.020	1.647.328	1.145.590	20.178.381
2933410000	Levorphanol (inn) and its salts	0	118	0	14.530
2933490000	Oth compounds containing in the struc. a quinoline or isoquinoline ring-system	711	201.307	5.753	2.393.316
2933520000	Malonylurea (barbituric acid) and its salts	10	41	371	1.955
2933530000	Allobarbital (inn), amobarbital (inn), barbital (inn), butalbital (inn), butobarbitol	1.650	4.855	42.240	135.515
2933540000	Other derivatives of malonylurea (barbituric acid), salts thereof	2	12	233	925
2933591000	Diazinon	0	55.545	0	318.035
2933599000	Oth compounds contain a pyrimidinering or piperazine ring in the structure	28.250	515.098	296.149	8.212.572
2933610000	Melamine	710.235	6.436.855	831.039	7.703.441
2933690000	Oth compounds containing an unfused triazine ring in the structure	593.701	3.409.029	976.006	6.838.378
2933710000	6-hexanelactam (epsilon-caprolactam)	3.655.406	30.534.531	7.376.900	48.996.526
2933720000	Clobazam (inn) and methyprylon (inn)	20	134	207.969	547.577
2933790000	Other lactams	20.382	137.568	85.942	1.666.134
2933910000	Alprazolam (inn), camazepam (inn), chlordiazepoxide (inn), clonazepam	1.353	27.048	42.104	895.848
2933991000	Mebendazole and parbendazole	4	9.343	379	322.785
2933999000	Other heterocyclic compounds with nitrogen hetero-atom(s) only.	343.110	1.322.350	1.650.735	12.737.886
2934100000	Compounds containing an unfused thiazole ring in the	10.373	144.498	49.088	2.147.639
2934200000	Comp containing in the structure a benzothiazole ring-system, not further fused	186.128	1.236.733	447.186	3.205.637
2934300000	Comp containing in the structure a phenothiazine ring-system, not further fused	0	99.843	0	1.193.292
2934910000	Aminorex (inn), brotizolam (inn), clotiazepam (inn), cloxazolam (inn), oxazolam	10	4.561	4.225	184.215
2934991000	Nucleic acid and its salts	396.000	431.561	4.752.000	5.203.765
2934992000	Sultones, sultams, diltiazem	929	11.187	109.227	2.361.150
2934993000	6-amino penicillanic acid	215	30.215	1.918	755.418
2934999000	Other nucleic acids and their salts, whether or not chemically defined	76.747	811.078	1.737.345	21.513.201
2935000000	Sulphonamides.	140.185	731.588	1.369.452	13.584.626
2936210000	Vitamins a & their derivatives	13.430	171.255	276.175	4.655.458
2936220000	Vitamins b1 & its derivatives	26.180	234.822	476.931	4.728.486
2936230000	Vitamin b2 & its derivatives	6.110	70.638	273.965	2.196.183
2936240000	D- or dl-pantothenic acid (vit b3 or vit b5 & its derivatives)	21.140	313.895	310.212	3.112.817
2936250000	Vitamin b6 & its derivatives	21.055	179.044	234.923	2.942.405
2936260000	Vitamin b12 & its derivatives	2.987	27.382	123.136	1.881.334
2936270000	Vitamin c & its derivatives	212.194	1.579.781	2.461.524	20.612.846
2936280000	Vitamin e & its derivatives	83.534	558.612	1.642.252	11.437.039
2936290000	Oth vitamins & their derivatives	80.040	662.637	1.333.954	11.017.977
2936900000	Oth vitamin, incl natural concentrates	148.120	1.202.221	1.009.701	9.571.265
2937120000	Insulin & its salts	0	1	0	86
2937190000	Oth polypeptide hormones, protein hormones	116	1.205	14.328	207.982
2937210000	Cortisone, hydrocortisone, prednisone & prednisolone (dehydrohydro cortison)	647	4.233	313.471	2.670.939
2937220000	Halogenated derivatives of corticosteroidal hormones	19	4.150	73.069	5.301.621
2937230000	Oestrogens & progestogens	7	3.654	109.309	5.030.357
2937290000	Oth steroidal hormones	3.283	22.584	297.266	3.105.636
2937310000	Epinephrine	2	6	5.586	19.022
2937400000	Amino-acid derivatives	3.873	10.214	79.995	842.766
2937500000	Prostaglandins, thromboxanes & leukotrienes & their derivatives	0	106	0	48.707
2937900000	Oth hormones	2	2.039	12.900	298.269
2938100000	Rutoside (rutin) & its derivatives	150	1.756	2.850	163.371
2938900000	Oth glycoside, natural or reproduced and their salts, ethers, esters & oth drv	25	17.564	5.919	498.910
2939110000	Concent of poppy straw, buprenorphine codein, ethylmorphin, etorphine, heroin	129	3.864	13.500	663.343
2939190000	Oth alkaloids of opium	500	4.000	53.000	473.138
2939200000	Alkaloids of chinchona and their derivatives, salts thereof	0	3.109	0	364.198
2939300000	Caffeine & its salts	19.800	299.445	192.164	2.419.680
2939410000	Ephedrine & its salts	1.676	9.802	87.959	528.698
2939420000	Pseudoephedrine (inn) & its salts	5.600	23.662	282.900	1.295.155

I.3. IMPOR MENURUT KOMODITI / IMPORT BY HS COMMODITY
*****SEPTEMBER / SEPTEMBER 2009 *****

H S	Uraian Komoditi Commodity Description	Berat Bersih / Net Weight (Kg)		Nilai / Value C.I.F (US\$)	
		Bulan ini Current Month	Kumulatif Cum.Jan. to date	Bulan ini Current Month	Kumulatif Cum.Jan. to date
2939490010	Phenylpropanolamine hcl (ppa)	700	13.742	26.602	541.123
2939490090	Other ephedrine and their salts	0	5.035	0	170.827
2939510000	Fenetyline(inn) & its salts	100	662	5.700	48.050
2939590000	Oth theophylline & aminophylline	3.154	67.747	86.502	1.678.774
2939610000	Ergometrine (inn) & its salts	0	3	0	23.728
2939620000	Ergotamine (inn) & its salts	1	17	17.939	59.389
2939690000	Oth alkaloids of rye ergot	0	35	0	286.157
2939919000	Oth cocaine, levometamfetamine	50	241	4.950	99.186
2939991000	Nicotine sulphate	0	1.006	0	12.534
2939999000	Oth vegetable alkaloids, natural orreproduc by synthesis & their salts	395	7.926	213.301	1.250.463
2940000000	Sugars, chemically pure, oth thansucrose, lactose, maltose	32.786	507.872	338.617	2.891.002
2941101100	Amoxicillins & its salts non-sterile	3.440	255.958	212.926	8.797.864
2941101900	Oth amoxicillins	4.925	93.375	130.638	3.001.166
2941102000	Ampicillin & its salts	1.300	36.978	35.350	4.623.846
2941109000	Other penicillins, their derivatvs withpenicillanic acid structure; salts thrf	11.993	70.962	847.298	5.265.607
2941200000	Streptomycins & their derivated, saltthereof	12.184	79.777	30.669	648.539
2941300000	Tetracyclines & their derivated, saltthereof	11.151	150.332	133.609	2.343.697
2941400000	Chloramphenicol & its derivated, saltthereof	18.430	99.161	383.144	2.598.615
2941500000	Erythromycin & its derivated, saltthereof	3.376	23.661	638.649	3.280.103
2941900000	Oth antibiotics(rifampicin, cephalosporin, their deriv,salts thrf, quinolon)	93.504	960.173	2.798.480	26.108.214
2942000000	Oth organic compounds.	218.862	1.633.126	643.043	9.796.112
3001200000	Extracts of glands or oth organsor of their secretions	1.113	104.984	1.024	481.230
3001900000	Oth human or animal substanc. prepar.for therapeutic/prophylactic uses, nes	4.942	11.930	60.878	210.081
3002101000	Plasma protein solution	1	20.572	108	4.799.609
3002102000	Antisera & modified immunologicalprods with or not obtain	0	5.260	0	3.774.689
3002109000	Oth antisera & blood fractions & modifimmunological prods	1.062	122.655	623.158	11.838.948
3002202000	Pertusis, measles, meningitis a/c& poliovaccine	619	6.495	27.705	1.836.014
3002209010	Hepatitis vaccine	861	17.184	211.015	1.995.367
3002209090	Oth vaccine for human medicine	156.388	1.448.493	1.061.867	16.766.352
3002300000	Vaccines for veterinary medicine	47.062	507.468	2.321.166	18.381.327
3002900000	Oth human blood; animal blood prepfor therapeutic	23.496	125.959	750.449	6.130.580
3003101000	Medicaments cont amoxicillin (inn) notput up in measur doses-for retail sale	0	8.238	0	25.500
3003109000	Oth medicam cont penicillins or drv notput up in measur. doses - for ret sale	0	1	0	288
3003200000	Medicaments cont oth antibiotics	12.717	139.255	262.297	1.708.069
3003390000	Oth medicaments cont hormones oroth prod. - for retai sale	8.299	83.016	32.866	714.568
3003400090	Oth medicaments cont alkaloids orderivated thrf but not cont hormones	15.074	36.964	262.053	1.412.260
3003900000	Oth medicaments cont >=2 constituent	712	1.212.136	120.000	3.774.425
3004101600	Containing ampicillin,amoxycillin orsalts thereof, of a kind taken orally	3.199	10.517	12.750	71.452
3004101900	Oth medicam cont penicillins or drv putup in measured doses-for retail sale	20.128	21.984	20.065	231.272
3004102900	Medicam cont oth streptomycins ortherderivat other than ointment	2.225	19.129	81.556	858.971
3004203100	Medicam cont erythromycin or drvthereof for taking orally	65	319	23.880	81.559
3004203900	Medicaments cont erythromycin or drvother for taking oralling or ointment	6	1.911	3.141	261.712
3004207100	Medicam cont tetracyclins or drvthereof for taking orally	0	496	0	25.990
3004207900	Medicam cont chloramphenicols or drvother for taking oralling or ointment	17.332	96.078	133.823	1.087.277
3004209100	Medicam cont linc, sulf,iso,pyr or drvthereof for taking orally	262	24.436	147.459	1.888.375
3004209900	Medicam cont gentamycins or drvthereof for injection	30.725	400.782	953.454	6.368.147
3004310000	Medicam cont insulin-but not contantibiotics	16.505	119.811	899.686	8.416.790
3004324000	Containing hydrocortisone sodiumsuccinate or fluocinolone aceton	0	787	0	190.671
3004329000	Medic cont oth corticosteroid hormone	1.556	11.755	162.748	1.366.949
3004390000	Oth medicam cont hormon, adrenalin, othprod of hd 29.37, not cont insuline	20.932	742.562	756.556	6.167.162
3004401000	Medicam cont morphine/its derivativesfor injection	0	1.293	0	149.845
3004403000	Medicam cont quinine sulphate orbisulphate, for taking orally	0	3.888	0	12.448
3004404000	Medicamt cont quinine or its salts &antimalaria substances	0	1.211	0	72.250
3004409010	Medicaments cont morphine or its drv,for taking orally	0	1.019	0	635.496
3004409090	Medicaments cont morphine or its drv,not for taking orally	8.090	79.629	286.480	1.437.554
3004501000	Oth medicam cont syrups & drops ofvitamins of a kind suitable for children	12.263	46.275	107.662	390.944
3004508100	Medicam cont b complex vitamins	0	188	0	5.294
3004508900	Medicam cont oth b complex vitamin	2.185	15.629	98.307	684.219
3004509000	Oth medicaments cont vitamins oroth prods of heading 29.36	64.815	507.288	534.472	6.780.024
3004901000	Specialised medicines for cancer,aids or oth intractable diseases	2.269	55.913	517.497	12.783.067
3004902000	Oth medicamt put up in measureddosesclosed sterile water for	410	6.038	75.600	1.627.903
3004903000	Antiseptics	19.642	114.315	27.669	627.874
3004904900	Oth anaesthetics cont ketaminlidocain	2.109	24.291	172.290	2.154.712
3004905900	Oth analgesics, antipyretics & medcont chlorp maleat,diclof, tramadol	162	37.453	2.442	963.100
3004906000	Antimalarials cont artemisinin,primaqartesunate or chloroquine (inn)	54	244	8.400	42.600
3004908000	Transdermal therapeutic systems (tts)patches for cancer or heart diseases	428	1.075	70.398	151.669
3004909100	Oth medicam put up in measur doses-cont sulpiride(inn),cimetidine,rantidin	68.001	356.959	218.074	1.782.879
3004909200	Oth medicam put up in measur doses-cont piroxicam(inn) or ibuprofen(inn)	12.339	123.064	219.032	934.191
3004909910	Oth medicam put up in measur doses-doses cont phenobarbital,	139	2.022	23.969	168.528
3004909990	Oth infusion fluids; nutritional orelectrolytic solutions	439.380	3.837.543	10.356.398	119.688.332
3005101000	Adhesive dressing & oth articles coverimpregnant w/ pharmaceutical substc	6.220	37.485	12.470	568.335
3005109000	Oth adhesive dressings & otharticles having an adhesive layer	13.802	729.176	194.503	1.728.831

I.3. IMPOR MENURUT KOMODITI / IMPORT BY HS COMMODITY
*****SEPTEMBER / SEPTEMBER 2009 *****

H S	Uraian Komoditi Commodity Description	Berat Bersih / Net Weight (Kg)		Nilai / Value C.I.F (US\$)	
		Bulan ini Current Month	Kumulatif Cum.Jan. to date	Bulan ini Current Month	Kumulatif Cum.Jan. to date
3005901000	Bandages	17.268	106.615	228.593	1.238.064
3005902000	Gauze	1.342	27.232	12.269	102.017
3005909000	Oth wadding, impregnat/coated withpharmaceutic subst or put up in forms	9.252	140.255	125.059	1.732.228
3006101000	Sterile absorbable surgical or dentalyam; sterile surgical or dental	52	4.610	1.082	166.329
3006109000	Sterile surgical catgut,similar sterilesuture matt & sterile tissue	4.920	94.750	366.541	4.797.669
3006200000	Blood-grouping reagents	18	6.970	1.588	1.093.049
3006301000	Barium sulfate (for taking orally)	0	511	0	771
3006302000	Reagents of microbial origin forveterinary	0	7.178	0	13.820
3006303000	Oth microbial diagnostic reagents	1	9.301	1.512	40.192
3006309000	Oth opacifyng prep for x-ray exam,diagnostic reagents design to be	85.005	1.740.673	360.161	4.895.315
3006401000	Dental cements & oth dental fillings	1.458	52.065	28.692	353.875
3006402000	Bone reconstruc cements	0	256	0	17.715
3006500000	First-aid boxes & kits	548	15.013	16.721	136.774
3006600000	Chemical contraceptive prepbased on hormones	3.476	246.841	61.001	4.416.047
3006700000	Gel prep designed to be used in humanor vet medic for parts of the body	775	30.442	49.867	406.953
3006910000	Appliances identifiable for ostomy use	18.638	38.507	27.679	128.372
3006920000	Waste pharmaceuticals	0	1	0	9
3101001100	Supplement fertilizers in liquid form,not chemical treat-of solely vegetable	10.368	126.727	14.550	318.302
3101001900	Oth thn supplemnt fertilizr in liquidform,not chemicl treat solely vegetable	61.079	1.985.749	139.681	609.164
3101009100	Oth animal or vegetable fertilisers,supplement fertilizers in liquid form	5.000	15.414	9.000	45.867
3101009900	Oth animal or vegetable fertilisers,oththn supplemnt fertilizr in liquid form	0	403.014	0	128.124
3102100000	Urea, with or not in aqueous solution	1.000.020	25.989.824	330.617	8.217.723
3102210000	Ammonium sulphate	43.173.562	184.647.140	5.791.456	25.930.357
3102290000	Oth double salts & mix of ammoniumsulphate & ammonium nitrate	0	4.314	0	3.200
3102300000	Ammonium nitrate, with or not inaqueous solutions	11.571.540	252.320.603	6.060.561	143.090.422
3102400000	Mixt of ammonium nitrate with calciumcarbonate or oth inorganic non-fertilis	46	160.007	858	279.973
3102500000	Sodium nitrate	654.029	4.370.037	428.159	2.666.581
3102600000	Double salts & mixtures of calciumnitrate & ammonium nitrate	240.000	3.514.460	72.000	1.281.462
3102900000	Oth mineral or chem fertilisers,nitrogenous inc mixt	0	25.657	0	589.469
3103109000	Other suoeerphosphates	11.181.350	168.348.234	2.725.297	41.212.262
3103901000	Calcined phosphatic fertiliser	0	102.094.693	0	19.390.854
3103909000	Oth mineral or chemical fertilisers,phospatic	29.795.750	175.052.709	3.290.168	21.264.786
3104200000	Potassium chloride	35.913.072	400.924.024	21.408.021	258.475.094
3104300000	Potassium sulphate	88.237	1.869.393	126.246	1.525.069
3104900000	Oth potassium salts	52.000	15.070.348	31.200	7.048.248
3105100000	Mineral or chemic fertilisers,tablet orsimilar forms-pack of a weight < 10kg	0	500.754	0	208.103
3105200000	Mineral or chemical fertiliser cont theelements nitro,phosphor & potassium	6.471.660	63.313.880	3.765.341	35.027.704
3105300000	Diammonium hydrogenorthophosphate(diammonium phosphate)	525.000	17.539.103	213.750	6.631.234
3105400000	Ammonium dihydrogenorthophosphate(monoammonium phosphate)	4.108.000	7.775.950	1.309.613	3.169.346
3105510000	Oth mineral or chemical fertiliserscont nitrates & phosphates	51.856	18.779.425	40.820	6.099.558
3105590000	Oth mineral or chemical fertiliserscont nitrogen & phosphorus	1.310.694	30.287.116	622.915	15.606.597
3105600000	Mineral or chemical fertilisers contelements phosphorus & potassium	25.000	234.000	28.750	428.574
3105900000	Oth mineral or chemical fertilisers, intablets or in pack < 10kg	0	65.365	0	117.588
3201100000	Quebracho extract	23.149	467.769	44.534	1.112.654
3201200000	Wattle extract	0	220.128	0	281.526
3201901000	Gambier	0	105.490	0	140.306
3201909000	Oth tanning extract of vegetable origintannis & their salts, esters & oth drv	113.833	1.195.273	59.442	747.843
3202100000	Synthetic organic tanning substances	518.675	3.802.793	409.812	3.486.822
3202900000	Oth inorgan tanning subst;tanning prepwith or not cont natural tanning subs	156.854	1.469.951	208.373	2.154.290
3203001000	Coloring matter of vegetable or animalsuitable for use in food or drink	9.119	205.570	114.540	1.335.531
3203009000	Oth coloring matter of vegetable oranimal not suitable for use in food	16.976	94.391	70.516	1.209.658
3204111000	Disperse dyes crude & prep based& preparat based thereon, crude	258.618	2.827.467	958.234	10.224.463
3204119000	Other disperse dyes and preparationbased thereon	331.866	5.330.141	1.407.349	21.107.656
3204121000	Aciddyes whether or not premetallised	31.871	231.468	141.875	1.255.163
3204129000	Oth acid dyes whether or not premetallised & preparation based thereon	24.885	259.223	96.629	1.553.735
3204130000	Basic dyes & preparat based thereon	47.878	514.220	198.552	2.042.508
3204140000	Direct dyes & preparat based thereon	371.870	3.685.982	1.341.272	16.695.391
3204150000	Vat dyes (incl those usable in thatstate pigments) & prep based thereon	182.776	1.863.271	681.579	7.557.396
3204160000	Reactive dyes & preparations basedthereof	411.948	5.437.821	2.276.764	25.002.865
3204170010	Synthet organ pigment in powder form	655.079	5.851.181	4.542.987	40.079.577
3204170090	Other pigments & preparat basedthereon	431.547	4.168.074	1.778.746	18.730.321
3204190000	Oth synthetic organic coloring matter,incl mix of coloring	268.208	4.352.730	1.133.283	11.478.027
3204200000	Synthetic organic prods of a kindused as fluorescent brightening agent	173.779	1.979.311	1.409.926	13.778.630
3204900000	Oth synthetic organic coloring,matter, w/ or not chemically defined	151.064	1.901.701	344.674	5.144.707
3205000000	Color lakes; preparat as specified inbased on color lakes	88.097	1.238.589	159.428	2.701.529
3206111000	Pigment base on titanium dioxidecont weight >= 80 %, on dry matter	4.018.502	30.079.261	8.445.332	64.171.464
3206119000	Preparate base on titanium dioxide,cont weight >= 80 %, on dry matter	243.498	1.579.555	660.884	4.152.843
3206191000	Pigment base on titanium dioxidecont weight < 80 %, on dry matter	62.281	908.579	343.111	3.870.904
3206199000	Preparate base on titanium dioxide,cont weight < 80 %, on dry matter	92.249	671.949	418.002	3.819.542
3206201000	Chrome yellow,chrome green,molybdatorange/red base on chromium comp	77.516	511.067	291.219	1.844.889
3206209000	Oth pigments & prep based onchromium compounds	20.165	175.497	59.953	864.959
3206411000	Preparations of inorganic pigmentsultramine pre based thereon	573	12.218	4.060	51.264

I.3. IMPOR MENURUT KOMODITI / IMPORT BY HS COMMODITY
*****SEPTEMBER / SEPTEMBER 2009 *****

H S	Uraian Komoditi Commodity Description	Berat Bersih / Net Weight (Kg)		Nilai / Value C.I.F (US\$)	
		Bulan ini Current Month	Kumulatif Cum.Jan. to date	Bulan ini Current Month	Kumulatif Cum.Jan. to date
3206419000	Oth ultramarine & preparations based thereon	73.587	1.072.495	85.568	1.319.677
3206421000	Prep of inorganic pigments- lithophone based on sulphide	0	97.072	0	159.150
3206429000	Oth lithophone & oth pigments & prep based on sulphide	26.651	232.505	28.663	200.398
3206491000	Prep of inorganic pigment based on oth hexacyanoferrate (ferro & ferricyanides)	101.820	694.339	339.295	2.011.451
3206499000	Oth pigment & prep based on hexacyanoferrates (ferrocyanides & ferricyanides)	196.041	1.221.849	1.030.929	6.529.194
3206501000	Prep of inorganic pigment of a kind used as luminophores	19.517	249.667	80.263	1.517.050
3206509000	Oth inorganic prods of a kind used as luminophores	97.791	1.087.293	306.320	2.071.921
3207100000	Prepared pigments, prep opacifiers prep colors & similar prep	512.693	4.811.236	1.706.311	13.213.315
3207201000	Enamel frits	482.232	3.711.965	539.681	3.023.178
3207209000	Oth vitrifiable enamels & glazes, engobe (slips) similar prep	642.726	5.059.414	684.959	4.254.314
3207300000	Liquid lustres & similar preparations	18.524	257.655	138.170	1.060.557
3207400000	Glass frit & oth glass, in the form of powder granules or flakes	5.252.776	45.601.476	2.699.192	22.217.251
3208101100	Varnishes > 100-c hr, based on polyester for dental use, dispersed in a non aqueous	12.608	154.299	68.792	590.229
3208101900	Oth varnishes based on polyesters < 100-c hr, disper in a nonaqueous	38.169	614.919	203.441	2.701.903
3208109000	Other paints & varnishes (incl enamels & lacquers polyester dispers, non aqueous)	221.950	2.296.357	926.975	8.042.413
3208204000	Anti-fouling/anti-corrosive paints for ships hull base on acrylic/vinyl polymer	278.131	3.223.344	1.117.366	10.812.569
3208207000	Varnishes (including lacquers), of a kind used in dentistry	4.340	8.031	10.694	35.616
3208209000	Other paints & varnishes (incl enamels & lacquers) based on acrylic/vinyl polymer	315.707	2.739.360	1.299.921	10.600.575
3208901100	Varnishes (incl lacquers), exceed >= 100C heat-resistant used in dentistry	46.775	283.622	197.968	2.125.883
3208901900	Varnishes (incl lacquers), exceed >= 100C heat-resistant used in oth than dentist	166.614	1.397.024	726.570	6.991.067
3208902100	Varnishes (incl lacquers), exceed < 100C heat-resistant used in dentistry	0	834	0	7.789
3208902900	Varnishes (incl lacquers), exceed < 100C heat-resistant used in oth than dentist	160.321	1.839.287	916.219	10.536.094
3208909000	Oth paints & varnishes dispers in a nonaqueous	306.364	2.881.828	1.717.910	14.316.364
3209101000	Varnishes (incl lacquer) > 100C hr-acrylic vinyl polymer, dispers in a aqueous	24.358	577.226	63.942	1.820.799
3209104000	Leather paints-based on acrylic or vinyl polymers dispers in a aqueous	30.287	226.052	45.583	477.775
3209105000	Anti-fouling/corrosive paints for shipshulls-acrylic/vinyl polymers	2.488	180.067	6.374	356.904
3209109000	Oth paints & varnishes dispersa aqueous medium	336.527	3.272.590	640.446	6.821.717
3209900000	Oth paints based on others varnishes dispers in a aqueous medium	439.222	3.647.125	1.276.982	9.382.160
3210001100	Varnishes (incl lacquers) > = 100C hrof a kind used for finishing leather	5	752.601	257	583.553
3210001900	Varnishes (incl lacquers) < 100C hrof a kind used for finishing leather	12.533	139.964	36.108	429.581
3210002000	Distempers of a kind used for finishing leather	0	98	0	983
3210003000	Prepared water pigments of a kind used for finishing leather	23.862	443.848	78.913	1.129.493
3210005000	Polyurethane tar coating of a kind used for finishing leather	4.585	213.798	20.887	842.551
3210009000	Other paints & varnishes of a kind used for finishing leather	121.269	1.204.408	284.451	3.510.889
3211000000	Prepared driers	48.932	351.410	211.810	1.366.676
3212100000	Stamping foils	43.474	564.080	209.103	2.699.144
3212901100	Aluminium paste	135.467	978.133	819.538	5.089.040
3212901200	Oth pigments (incl metallic powder & flakes), for leather-dispers, non aqueous	4.480	137.444	11.342	346.791
3212901900	Oth pigments (incl metallic powder & flakes), dispers in non-aqueous media	23.161	312.676	123.361	1.841.807
3212902100	Dyes or oth coloring matter in forms for retail sale-suitable for food or drink	4.713	5.519	18.275	28.727
3212902900	Oth dyes or oth coloring matter in forms for retail sale	13.393	335.994	109.496	1.572.654
3213100000	Colors in set, in tablet, tubes, jars, bottles, pans or in similar forms/pack	63.327	491.979	174.578	1.514.666
3213900000	Oth artist, students or signboard, in tablet, tubes, jars, bottles, pans or other	16.164	174.881	177.732	781.757
3214100000	Glaziers putty, grafting putty, cementscaulking compound	258.256	2.224.150	1.130.624	11.822.763
3214900000	Oth painters fillings; non-refractory surfacing preparat for facades	352.351	5.224.833	373.367	5.330.111
3215111000	Printing uv curable inks-black	35.261	45.886	309.369	714.334
3215119000	Printing other than uv curable inks-black	91.755	1.101.947	485.951	6.419.498
3215190000	Printing inks, other than black	406.233	3.976.526	3.693.091	33.199.559
3215901000	Carbon mass for one time carbon paper	2.371	116.015	15.588	397.735
3215906000	Drawing ink and writing ink	64.441	231.870	334.866	2.007.316
3215909000	Oth printing ink, writing/drawing ink with or not concentrated or solid	54.203	917.084	318.798	5.874.140
3301120000	Pharmaceutical grade - of orange and oth essential oils of orange	26.476	350.402	146.513	1.410.085
3301130000	Pharmaceutical grade - of lemon and oth essential oils of lemon	4.930	80.759	90.957	2.322.386
3301190000	Other essential oils of citrus fruit	71.157	1.000.603	236.308	2.262.370
3301240000	Essential oils - of peppermint (mentha piperita)	26.135	184.124	138.980	2.324.254
3301250000	Pharmaceutical grade - of oth mints oth essential oils of oth mints	110.323	212.217	239.457	1.040.715
3301291100	Pharmaceutical grade of lemon grass of citronella, cinnamon, ginger, cardamon	50	8.866	1.682	56.370
3301291200	Pharmaceutical grade of sandalwood	0	48.200	0	255.080
3301291900	Oth pharmaceutical grade-essential oilsoth than those of citronella	21.133	552.542	157.796	2.446.173
3301299100	Oth pharmaceutical grade of lemon grass of citronella, cinnamon, ginger	2	11.839	22	162.650
3301299200	Essential oils of sandalwood, oth than pharmaceutical grade	0	110	0	3.127
3301299900	Oth essential oils-oth than pharmaceutical grade	15.910	585.438	353.854	6.337.066
3301300000	Resinoids	825	19.529	27.610	531.350
3301901000	Aqueous distillates & solutions of essential oils suitable for medic use	0	41.043	0	73.858
3301909000	Oth essential oils (terpeneless or not), incl concretes & absolutes; resinoids	29.009	186.884	159.616	1.734.943
3302101000	Odoriferous alcoholic prep for the alcoholic beverages, liquid form	0	1.086	0	18.974
3302102000	Odoriferous alcoholic prep for the alcoholic beverage, in oth form	0	77	0	1.090
3302109000	Oth mixed of odoriferous of a kind used in the food or drink industries	162.933	1.364.691	2.290.155	14.205.581
3302900000	Oth prep based on odoriferous substances for the manufacture of beverages	1.703.906	14.153.702	21.645.206	177.211.780
3303000000	Perfumes & toilet waters	59.428	612.442	1.427.258	8.870.842
3304100000	Lip make-up preparations	21.547	253.220	422.955	4.125.547
3304200000	Eye make-up preparations	34.378	219.087	711.207	5.187.154

I.3. IMPOR MENURUT KOMODITI / IMPORT BY HS COMMODITY
*****SEPTEMBER / SEPTEMBER 2009 *****

H S	Uraian Komoditi Commodity Description	Berat Bersih / Net Weight (Kg)		Nilai / Value C.I.F (US\$)	
		Bulan ini Current Month	Kumulatif Cum.Jan. to date	Bulan ini Current Month	Kumulatif Cum.Jan. to date
3304300000	Manicure or pedicure preparation	16.530	61.758	167.802	661.721
3304910000	Powders, whether or not compressed	50.755	339.196	518.722	4.581.117
3304991000	Face & skin creams & lotions	492.825	3.865.804	3.493.803	23.766.654
3304992000	Anti-acne creams	42	34.241	887	269.815
3304999000	Oth beauty/make-up prep & prep for the care of the skin (oth than medicamts)	101.617	1.124.584	1.682.401	12.215.829
3305100000	Anti-mycosis shampoos & othershampoos	1.660.237	23.564.403	6.039.773	66.323.150
3305200000	Preparat for permanent waving orstraightening	6.711	118.513	47.436	693.508
3305300000	Hair lacquers	13.620	97.656	187.839	1.239.236
3305900000	Others preparations for use on the hair	292.699	3.098.173	1.397.879	10.845.147
3306101000	Prophylactic pastes & powders	50.986	610.116	290.448	3.401.411
3306109000	Others dentifrices	17.038	78.006	61.073	1.078.537
3306200000	Yarn used to clean between the teeth(denital-floss)	195	5.954	4.075	84.362
3306900000	Oth prep for oral/dental hygiene, incl.denture fix-ative pastes & powder,retail	13.629	107.934	50.978	493.876
3307100000	Pre-shave, shaving or after-shavepreparations	8.543	65.043	55.384	420.294
3307200000	Personal deodorants & antiperspirants	116.199	1.031.257	799.806	6.153.705
3307300000	Perfumed bath salts & oth bathpreparations	90.082	418.279	172.613	835.080
3307410000	Oth agarbatti & oth odoriferous prep.which operate by burning	359.573	2.747.527	259.577	1.760.820
3307491000	Room perfuming preparations	30.774	228.709	198.680	1.356.653
3307499000	Oth prep for perfuming or deodor rooms,incl odoriferous preparat use religious	29.528	867.608	131.695	2.593.475
3307901000	Animal toilet preparations	4.743	91.429	24.094	186.600
3307902000	Contact lens solution	3.167	350.376	17.190	1.213.379
3307903000	Papers & tissues, impregnated or coatedwith perfume or cosmetics	46.066	170.082	21.688	144.873
3307904000	Other perfumery or cosmeticsincluding depilatories	493	4.665	1.457	15.041
3307909000	Oth pre-shave, cosmetic or toilet prep,prep rooms deodorisers, w/ or perfuming	19.120	118.551	45.867	471.822
3401111000	Soap, organic surface-active-for toiletuse-medicated prods	5.073	514.178	20.690	1.275.836
3401112000	Bath soap	282.144	2.325.924	507.910	3.532.183
3401113000	Oth toilet use,of felt or nonwovens, impregnated,coat with soap or detergent	0	543	0	3.451
3401119000	Oth soap & organic surface fortoilet use	11.316	96.949	84.417	450.115
3401191000	Oth than for toilet use-felt/nonwovensimpregnated,coat with soap or detergent	0	583	0	4.054
3401199000	Oth soap & organic surface other thanfor toilet use	52	40.441	1.327	138.126
3401201000	Soap in oth form for flotation deinkingor recycled paper	0	1.186	0	11.452
3401209000	Soap in oth forms, other than chips	164.737	2.134.871	500.059	3.431.969
3401300000	Organic surface-active prods & prep forwashing in the liquid, put for ret sale	47.067	160.973	368.735	1.776.533
3402111000	Organic surface-active agents, with/notfor retail sale; sulphated fatty alcohol	93.316	494.094	164.392	1.171.111
3402112000	Wetting agents used in the manufactureof herbicide	4.560	55.515	9.576	136.544
3402119000	Oth anionic-organic surface-active agentwith or not put up for retail sale	352.853	2.587.592	703.684	5.950.428
3402121000	Wetting agents used in the manuf ofherbiced-cationic	407.302	1.608.191	354.281	1.874.952
3402129000	Oth cationic-organic surface-activeagent with/not put up for retail sale	934.650	6.556.244	2.057.189	14.527.385
3402130000	Organic surface-active agents,with ornot for retail sale; non-ionic	1.398.914	12.648.950	2.845.353	26.526.461
3402190000	Oth organic surface-active agents,withor not up for retail sale	717.897	6.304.727	1.511.401	14.822.788
3402201100	Anionic surface active prep. in liquidform-put up for retail sale	510.490	656.079	38.871	427.273
3402201200	Anionic washing prep & cleaning prep,incl bleach cleans,liquid form, retail	14.188	168.220	190.533	1.190.546
3402201300	Oth surface active preparations- inliquid form, for retail sale	42.346	355.108	46.368	452.974
3402201900	Oth wash prep & clean prep,incl bleachcleans & degreas prep,liquid, retail	36.661	720.024	138.555	2.368.724
3402209100	Anionic surface active prep. oth thanin liquid form-for retail sale	15.888	179.185	4.632	148.322
3402209200	Anionic washing prep & clean prep, inclbleach,cleans-oth than liquid,retail	17	38.829	157	87.171
3402209300	Oth surface active preparation-oth thanin liquid-for retail sale	722	20.343	5.528	116.831
3402209900	Oth wash prep & clean prep,incl bleachcleans, oth than liquid, retail sale	73.829	758.430	155.930	2.089.781
3402901100	Anionic surface active preparat-liquidnot put up for retail sale	196.002	2.049.005	468.869	5.186.669
3402901200	Oth anionic wash prep & clean prep,incl bleach,liquid,not for retail sale	149.245	995.182	296.695	2.833.421
3402901300	Anionic washing prep.or cleaningincl.bleaching, cleansing or degreasing	244.332	2.605.339	310.785	3.412.280
3402901400	Oth organic surface active in liquidform, wetting agents	10.737	78.379	17.555	183.100
3402901500	Oth organic surface active in liquidform, not wetting agents	34.974	993.563	101.309	2.413.260
3402901900	Oth wash prep & clean prep,incl bleachcleans, in liquid-not for retail sale	144.474	1.654.131	310.443	3.751.854
3402909100	Anionic surface active preparations,oththan liquid- not for retail sale	64.868	189.399	128.353	468.907
3402909200	Anionic wash prep & clean prep,inclbleach,cleans-not liquid-not retail	51.053	419.803	76.631	1.009.430
3402909300	Anionic surface-active prep,not liquidform not for retail sale	112.598	2.281.787	95.262	1.889.973
3402909400	Anionic surface-active prep, not liquidform, wetting agents not for retail sale	3.332	16.596	22.089	82.510
3402909500	Anionic surface-active prep, not liquidform,not wett agents not for retail sale	820.471	5.845.624	999.506	7.153.978
3402909900	Oth wash/lean prep,incl bleach cleansoth than liquid-not for retail sale	249.632	2.384.336	614.789	7.114.050
3403111100	Liquid lubricating oil prep. for treatmof textile,or oth materials, cont petrol	104.463	425.806	287.672	1.218.791
3403111900	Oth liquid preprtion for the treatmenttextile or oth materials, cont petroleum	27.758	166.964	69.036	433.876
3403119000	Oth prepar for the treatment of textilematerials,oth than liquid,cont petroleum	8.612	445.979	78.994	2.146.479
3403191100	Liquid oil for aircraft engine cont.petroils/oils obtain. bituminous mineral	4.452	33.544	45.305	308.595
3403191200	Other liquid prep content silicone oil,cont petrole oils,or bituminous mineral	44	2.242	279	18.647
3403191900	Other liquid for other purposes contpetrol oil or bituminous mineral oils	2.493.249	15.497.295	4.940.775	30.504.443
3403199000	Oth lubricating prep cont petroleum oil	370.220	4.591.246	1.063.139	12.701.090
3403911100	Liquid prep cont silicone oil-for treatof textile,or oth matt,not cont petrol	23.180	526.485	66.413	1.967.215
3403911900	Liquid prep for treatment of textilemater.not cont petroleum oil & silicone	175.155	1.724.336	535.176	4.684.467
3403919000	Liquid preparat for treatment of textilor the materials, not cont petroleum oil	421.645	4.537.091	1.093.894	11.014.935
3403991100	Liquid oil for aircraft engine not contpetroleum oils or oils obtain bitumin	1.365	30.503	16.390	152.687
3403991200	Other liquid prep content silicone oilcont petrol oil,or bituminous mineral	2	147	40	3.611

I.3. IMPOR MENURUT KOMODITI / IMPORT BY HS COMMODITY
*****SEPTEMBER / SEPTEMBER 2009 *****

H S	Uraian Komoditi Commodity Description	Berat Bersih / Net Weight (Kg)		Nilai / Value C.I.F (US\$)	
		Bulan ini Current Month	Kumulatif Cum.Jan. to date	Bulan ini Current Month	Kumulatif Cum.Jan. to date
3403991900	Other liquid for other purpose not contpetroleum oil or bituminous mineral oils	20.627	2.373.660	254.675	3.136.804
3403999000	Preparat for treat of textile,leatheroth mater,not cont petrol oil,not liquid	252.631	2.521.802	984.675	8.944.866
3404200000	Artificial waxes & prepared waxes,ofpoly(oxyethylene) (polyethylene glycol)	216.245	2.286.684	393.127	4.398.920
3404900000	Oth artificial waxes & prepared waxes.	907.239	8.005.709	1.750.360	16.065.813
3405100000	Polishes, creams & similar preparat forwear or leather	10.274	150.281	80.584	882.665
3405200000	Polishes,creams & similar prep for themaintenance of wooden furniture	18.899	30.764	25.591	70.144
3405300000	Polishes & similar prep for coachwork,other than metal polishes	9.195	109.297	72.065	377.195
3405401000	Abrasive lapping & honing,in the formof flour,scouring pastes & powder	3.247	23.629	41.225	221.001
3405409000	Oth scouring pastes & powders & otherscouring preparations	27.616	447.263	58.613	998.682
3405901000	Metal polishers	13.033	216.112	393.152	690.681
3405909000	Oth polishes & cream, for footwear,furniture, floors	87.822	481.613	215.762	1.111.031
3406000000	Candles, tapers & the like.	62.147	509.553	70.232	645.035
3407001000	Modelling pastes, incl those put up forchildrens amusement	24.956	122.266	129.911	483.965
3407002000	Prep known as "dental wax", in sets, inpackings,retail sale or in plates	1.694	3.422	19.734	41.414
3407003000	Other preparations for use in dentistry,with a basis of plaster (of calcined	56	19.629	2.559	101.762
3501100000	Casein	169.372	2.007.638	924.226	14.361.006
3501901000	Caseinates & other casein derivatives	141.741	474.853	976.241	3.350.044
3501902000	Casein glues	0	4.862	0	21.856
3502110000	Egg albumin - dried	3.925	30.212	20.692	175.654
3502190000	Egg albumin - oth than dried	399	569	8.676	10.523
3502200000	Milk albumin,incl concentrates of >= 2whey proteins	31.207	297.762	72.116	1.927.408
3502900000	Oth egg albumin	6.000	18.237	125.962	300.547
3503001000	Glues of animal origin	20.038	254.900	174.686	830.490
3503002000	Gelatin in powder form with bloatinglevel a-250 or b-230 or more	39.227	420.988	56.956	1.591.825
3503003000	Isinglass	0	160	0	8.198
3503009000	Oth gelatin derivatives,isinglass,otherglue of animal origin,excl casein glues	159.286	1.946.325	909.374	10.603.733
3504000000	Peptones and their derivatives, otherprotein substances and their	399.186	3.475.032	1.018.966	10.426.559
3505101000	Dextrins, soluble or roasted starches	3.629.108	26.023.843	1.879.046	15.090.377
3505109000	Oth dextrins & oth modified starches	4.580.523	54.333.093	3.158.159	35.303.112
3505200000	Glues based on starches/dextrins	285.352	3.080.155	612.360	5.768.285
3506100000	Prods suitable for use as glues/adhesivefor ret sale as glues/adhesives < 1 kg	96.577	1.642.751	480.529	6.782.956
3506910000	Adhesives based on polymers of heading39.01 to 39.13 or on rubber	934.471	8.819.640	2.669.495	23.273.627
3506990000	Oth prepared glues & oth preparedadhesives, nes	714.440	7.396.420	2.474.082	28.404.102
3507100000	Rennet & concentrates thereof	677	19.266	6.093	289.136
3507900000	Oth enzymes; prepared enzymes nes orinclud	344.530	2.553.706	1.839.608	13.951.446
3601000000	Propellent powders	0	1.656	0	13.767
3602000000	Prepared explosive, oth than propellentpowders	347.440	1.422.340	823.326	4.823.826
3603001000	Semi-fuses, elemented caps, signal tubes	958	245.679	10.455	6.051.001
3603002000	Safety fuses or detonating fuses	20.249	75.676	757.628	2.769.605
3603009000	Oth safety fuses, detonat fuses, percussio detonat caps,igniters,electric dtnt	161.051	968.693	2.685.828	17.374.299
3604100000	Firecrackers and other fireworks	402.894	10.372.881	376.913	9.809.872
3604901000	Distress signal equipment	0	1.645	0	10.905
3604909000	Oth signalling flares, rain rocket, forsignal & oth pyrotechnic articles	34.059	185.847	80.698	438.567
3605000000	Matches,oth than pyrotechnic article of36.04, in pack of >= 100 matches	0	1.549	0	10.723
3606100000	Liquid/liquified-gas fuel in containersused for filling or refilling <= 300 cm	13.500	27.126	14.624	33.795
3606901000	Solid or semi-solid fuels, solidifiedalcohol & oth similar prepared fuels	0	12.071	0	32.513
3606902000	Lighter flints	7.938	30.820	40.009	205.654
3606903000	Oth ferro-cerium & oth pyrophoric alloyin all forms	0	113	0	1.474
3606904000	Resin torches, firelighters & the like	0	1.088	0	1.415
3606909000	Oth articles of combustible material asspecified note 2 to this chapter.	15.058	34.290	91.853	256.614
3701100000	Photographic plates & film in the flatfor x-ray	27.767	482.838	515.841	6.801.438
3701200000	Instant print film	150	7.367	2.123	31.890
3701300000	Oth plates & film, with any side>255 mmspecially for printing industri	263.751	2.217.192	1.878.966	14.330.228
3701910000	Oth plates &film for color photoghapy(polychrome)	0	4.191	0	8.575
3701990000	Oth plats &film photogrhap(polychrome)specially manuf for printing indust	74.025	815.501	153.842	1.354.236
3702100000	Film for x-ray	916	16.769	71.287	466.253
3702310000	Oth film,without perforat,of width notexceed 105 mm for photograp(polychrome)	0	5.577	0	189.054
3702324000	Instant print film in bands of width >=16 mm & length >=120m	0	21.835	0	78.599
3702329000	Oth film with silver halide emulsi,of a width < 105 mm	10	238	224	1.314
3702393000	Oth infra red transparent film,of a width < 105 mm	0	1.114	0	11.811
3702399000	Oth film without perforations of awidth < 105 mm	0	21.196	0	28.730
3702419000	Film for use oth than in medical,surgical,dental or veterinary sciences	0	3.180	0	51.828
3702424000	Film oth than for color photogr',width>610mm, length >200m, prep for	0	14.200	0	12.750
3702429000	Film oth than for color photogr', width> 610mm, length >200m	176	176	3.400	3.400
3702433000	Infra red transparent film, width >610 mm, length < 200 m	0	17.646	0	304.204
3702435000	Film, width > 610mm, length < 200mspecially prepared for medical service	7.768	41.245	49.474	514.054
3702439000	Oth film of width > 610 mm & length <120 m	9.365	70.619	61.463	551.514
3702443000	Infra red transparent film, 105mm< width < 610mm	0	11.386	0	179.578
3702445000	Film, 105mm< width<610mm,specially prepared for medical service	5.719	60.718	58.851	802.132
3702449000	Oth film, 105mm < width < 610 mm &length < 120m	8.335	64.405	61.228	470.993
3702522000	Film for color photo width<6mm, length>14 m, for cinematography	0	1.088	0	54.814
3702529000	Film for color photo width<16mm,length > 14 m	0	117	0	7.995

I.3. IMPOR MENURUT KOMODITI / IMPORT BY HS COMMODITY
*****SEPTEMBER / SEPTEMBER 2009 *****

H S	Uraian Komoditi Commodity Description	Berat Bersih / Net Weight (Kg)		Nilai / Value C.I.F (US\$)	
		Bulan ini Current Month	Kumulatif Cum.Jan. to date	Bulan ini Current Month	Kumulatif Cum.Jan. to date
3702549000	Oth film for color photo 16mm< width<35mm,length<30m, oth than for slides	0	40.121	0	91.907
3702552000	Film for color photo 16mm< width<35mm,length<30m, for cinematography	171	17.427	13.952	567.858
3702559000	Oth film 16mm< width<35mm, length> 30m for color photography	0	54.181	0	1.883.944
3702565000	Film width>35mm,for color photograph specially prepared for medical service	0	166	0	4.787
3702569000	Oth film width> 35mm, for color photography	0	315	0	7.319
3702915000	Film oth than for color photo width< 16mm, specially for medical service	0	73	0	210
3702919000	Oth film oth than for color photowidth < 16mm	0	101	0	6.445
3702935000	Film oth than for colorphoto 16mm<width< 35mm, length<30m, for medic serv	0	9	0	60
3702939000	Oth film oth than for color photo 16mm<width<35mm, length<30m	2.957	2.957	4.000	4.000
3702952000	Film oth than for color photo width >35 mm for cinematography	0	1.274	0	2.524
3702956000	Film oth than for color photo width >35 mm prepared for medical service	763	3.252	13.630	50.983
3702959000	Oth film oth than for color photography	0	1.425	0	36.058
3703100000	Photographic paper, paperboard&textil,unexposed, rolls,width of 610-1000mm	122.040	124.122	740.039	751.248
3703200000	Oth photograph paper, sensitis, unex-posed for color photography	35.340	646.285	94.893	1.594.915
3703900000	Oth photograph paper, paperboard & textsensitised, unexposed.	40.363	1.060.916	99.276	3.564.387
3704001000	Plate & film for x-ray,unexposed but notdeveloped	1	1.911	10	6.082
3704009000	Oth photograph plates,film,paper,paper-board & textiles,expos but not developed	80	83.369	1.806	187.155
3705100000	Photograph plates & film, exposed &developed,for offset reproduc	20.434	134.239	15.590	130.161
3705901000	Photograph plates & film, exposed &developed,for x-ray	214	4.973	13.809	60.567
3705902000	Microfilms, exposed and developed	0	6.352	0	33.552
3705909000	Oth photograph plates & film,expos &developed,oth than cinematographic film	18.024	154.597	42.925	311.409
3706101000	Newsreels,travelogues,technical & scien-tic film exposed&developed,width>=35m	3.412	32.202	249.634	2.349.312
3706109000	Oth cinematograph film, expos & deve-losed of a width >= 35 mm	268	2.185	15.125	94.134
3706909000	Oth cinematgrphic film,expos & developwith or not incorporating soundtrack	36	1.267	1.650	27.312
3707100000	Sensitising emulsion,for photo use (oththan varnishes, glues, adhesives),retail	4.076	64.048	20.747	166.516
3707901000	Flashlight materials, unmixed prods forphotog uses,put up in measur portions	383	36.529	10.312	88.683
3707909000	Oth chemical prep for photographic uses,put in measur portions, ready for use	185.229	4.768.043	633.787	11.177.595
3801100000	Artificial graphit,in the form of pasteblocks,plates or oth semimanufacts	278.873	1.004.304	463.746	2.337.309
3801200000	Colloidal/semi-colloidal graphite, inpastes,blocks,plates or oth semimanufac	1.979	12.274	5.957	85.945
3801300000	Carbonaceous pastes for electrodes &similar paste & for furnace linings	611.427	5.693.617	531.518	5.307.817
3801900000	Oth artificial graphit;colloidal or semigraphite,pastes, blocks or plates	26.682	304.346	113.704	1.127.370
3802100000	Activated carbon, including spentanimal black	671.072	3.344.924	692.902	4.507.381
3802901000	Activated bauxite, including spentanimal black	0	220.071	0	48.866
3802902000	Activated clays & activated earth, inclspent animal black	121.472	565.983	30.775	181.460
3802909000	Oth activat natural mineral prod,animalblack include spent animal black	910.733	7.237.606	497.073	3.179.530
3803000000	Tall oil, whether or not refined.	15.287	131.824	26.510	228.611
3804001000	Concentrated sulphite lye	738	767.364	719	693.947
3804009000	Oth residual lyes from woodpulp with ornot concentrat,desugar or chemical treat	397.600	2.478.221	449.149	4.297.532
3805100000	Gum, wood or sulphate turpentine oils	8.022	169.907	21.524	211.395
3805900000	Oth terpenic oil produc by the distillat of coniferous wood & oth crude paracy	130.240	1.137.972	349.217	2.549.066
3806100000	Rosin & resin acids	42.269	386.897	82.146	880.990
3806200000	Salt of rosin,of resin acid, of drv orresin acid,oth than salt of rosin addict	1.298	33.253	9.458	98.702
3806301000	Ester gums - in blocks	0	10.783	0	21.330
3806309000	Ester gums - in oth forms	106.360	1.170.116	256.052	2.840.046
3806901000	Run gums in blocks	0	8	0	92
3806909000	Oth derivates rosin & resin acidsthereof	354.503	2.487.288	572.040	3.703.402
3807000000	Wood creosote	16.014	74.759	11.919	134.874
3808501100	Intermediate preparations for themanufacture of insecticides,subhd note 1	34.598	1.055.106	286.894	9.385.103
3808501200	Insectisides in the form of mosquitocoils/mosquito coil powder, subhd note 1	0	31.313	0	192.131
3808501300	Insecticides in aerosol containerssubhd note 1	0	39.322	0	103.473
3808501900	Insecticides, in oth form, subhd note 1	42.771	1.848.679	196.293	6.777.220
3808502000	Fungicides, subhd note 1	154.176	1.809.020	364.678	8.191.637
3808503000	Herbicides, anti-sprouting products andplant-growth regulators, subhd note 1	367.804	3.028.052	761.277	7.917.595
3808504000	Disinfectants, subhd note 1	29.791	151.785	227.637	1.008.911
3808509100	Wood preserv, being prep oth than surface coat,cont insect/fungi subhd note 1	7.323	37.546	26.497	141.233
3808509900	Oth disinfect,smlar product,put up inform/pack for retl sale, subhd 1	201	60.740	48.228	692.943
3808911000	Intermediate preparation for the mnfactof insecticides, not subhd note 1	31.745	742.566	481.527	29.258.460
3808912000	Insecticide in the form of mosquito coil/mosquito coil powder, not subhd note 1	0	27.599	0	55.274
3808919000	Insecticides, in oth form, not subhdnote 1	226.050	1.945.954	2.580.918	12.573.668
3808920000	Fungicides, not subhd note 1	376.786	4.162.598	1.725.088	21.505.319
3808930000	Herbicides, anti-sprouting products andplant-growth regulator, not subhd note 1	977.417	9.353.861	2.711.915	25.740.793
3808940000	Disinfectants, not subhd note 1	45.002	279.252	176.403	1.141.834
3808991000	Wood preserv,being prep oth than surface coat,cont insect/fungi not subhd note 1	4.029	10.371	19.213	73.761
3808999000	Oth disinfect,smlar product, put up inform/pack for retl sale,not subhd note 1	14.983	108.836	60.935	510.965
3809100000	Oth finish agent,dye carriers to accelewith a basis of amylaceous substances	221.572	1.701.686	273.398	2.202.432
3809910000	Oth finish agent,dye carriers to accelekind used in the textile or like indust	612.607	8.817.457	1.634.101	20.951.968
3809920000	Oth finish agent,dye carriers to accelekind used in the paper or like indust	1.701.824	14.401.995	3.867.507	30.793.011
3809930000	Oth finish agent,dye carriers to accelekind used in the leather or like indust	179.529	1.893.514	474.339	4.714.413
3810100000	Pickling prep for metal surfac,soldering, brazing, welding powders	230.571	5.463.133	980.899	15.162.359
3810900000	Other prep of a kind used as cores orcoating for weld electrodes or rods	471.502	6.095.094	1.357.687	12.393.584
3811100000	Anti-knock preparation, based on leadbased on lead compound	148	25.956	1.153	84.175
3811190000	Oth anti-knock preparations	122.792	1.039.820	445.002	3.201.720

I.3. IMPOR MENURUT KOMODITI / IMPORT BY HS COMMODITY
*****SEPTEMBER / SEPTEMBER 2009 *****

H S	Uraian Komoditi Commodity Description	Berat Bersih / Net Weight (Kg)		Nilai / Value C.I.F (US\$)	
		Bulan ini Current Month	Kumulatif Cum.Jan. to date	Bulan ini Current Month	Kumulatif Cum.Jan. to date
3811211000	Additive for lubricat oils,cont petroloil & oil obtain from bitumin,retail	3.331	54.727	17.681	119.846
3811219000	Additive for lubricat oils,cont petroloil & oil obtain from bitumin,not retail	3.398.825	31.965.233	11.214.425	105.191.681
3811290000	Oth additive for lubricat oils,contpetrol oil & oil obtain from otmn minera	237.393	1.997.416	1.305.717	6.702.720
3811901000	Anti knock prep., rust preventativ& corrosion inhibitors	179.546	1.515.826	596.225	6.671.208
3811909000	Oth anti-knock prep.,for mineral oilliquid used as mineral oils	1.535.262	11.689.200	2.443.376	19.284.302
3812100000	Prepared rubber accelerators	993.493	8.110.328	2.250.369	18.280.453
3812200000	Compound plasticisers for rubber orplastics	577.865	5.697.411	832.756	8.780.014
3812301000	White carbon	119.163	674.976	180.467	1.180.894
3812309000	Oth anti oxidising prep & oth compoundstabilisers for rubber or plastics	1.209.025	13.096.558	3.148.679	33.223.576
3813000000	Prep. & charge for fire-extinguishercharged fire-extinguishing grenades	156.951	1.367.895	690.321	3.137.585
3814000000	Organic composite solvents & thinners,prepared paint or varnish removers	401.114	4.354.373	1.066.762	11.875.829
3815110000	Supported catalyst,with nickel/nickelcompounds as the active substance	36.904	476.277	934.314	7.116.719
3815120000	Supported catalyst, with precious metalcompounds as the active substance	12.619	123.259	142.924	2.434.061
3815190000	Oth supported catalysts	1.703.242	7.114.711	5.590.903	36.724.403
3815900000	Oth reaction initiators,reaction accelerators catalytic prep,nes or incld	707.300	9.659.644	5.976.958	34.918.049
3816001000	Refractory cements, mortars, concretes	1.497.953	10.944.701	800.436	6.475.058
3816009000	Oth refractory cements, mortars, concret	1.151.133	7.287.642	996.323	4.635.636
3817000000	Mixed alkylbenzenes & mixed alkylnaphthalanes oth than head 2707 or 2902	2.210.438	24.132.596	3.155.155	30.533.498
3818000000	Wafers/discs with silicon content	3.943	123.869	207.900	2.868.792
3819000000	Hyd brake fluids&oth for hyd trmsmsionwhether or not cont<70% weight of petrolm	216.369	2.080.203	708.767	5.041.425
3820000000	Anti-freezing preparations & preparedand prepared de-icing fluids	46.109	327.947	209.084	952.450
3821001000	Prepared culture media for development	10.743	88.644	158.090	1.447.296
3821009000	Oth prepared culture media fordevelopment	7.080	22.872	37.743	476.476
3822001000	Plate, sheet, film, foil&strip of plasticimpreghtd/coated with diag. reagents	7.808	59.886	326.706	4.246.759
3822002000	Paperboard,cellulose wadding&web fibreimpreghtd/coated with diag. reagents	15.960	6.006.055	193.061	1.852.817
3822003000	Sterilisation indicator strips & tapesoth thn heading 3002 or 3006	4.485	9.848	55.306	147.960
3822009000	Oth diagnostic/lab reagents & preparedwhether or not head 30.02 or 30.06	127.147	5.292.277	1.976.627	21.094.149
3823110000	Stearic acids	215.374	2.985.450	205.388	2.625.808
3823120000	Oleic acids	48.196	421.468	51.715	548.178
3823130000	Tall oils fatty acids	220.738	1.407.618	194.953	1.377.892
3823191000	Acids oil from refining	1	29.053	117	67.069
3823199000	Oth industrial monocarboxylic fatty acid	557.659	4.697.596	1.116.843	9.069.099
3823701000	Industry fatty alcohols in the formof wax	0	11.838	0	28.723
3823709000	Oth industry fatty alcohols in the formof wax	147.002	9.519.950	303.550	10.376.344
3824100000	Prepared binders for foundry mouldsor core	195.279	1.973.326	316.286	2.682.003
3824300000	Non-agglomerated metal carbides mixedtogether with metallic binders	2.920	28.107	8.817	133.665
3824400000	Prepared additives for cements, mortarsor concretes	626.440	11.516.854	1.433.645	27.760.409
3824500000	Non-refractory mortars & concretes	74.404	1.012.459	74.486	646.355
3824600000	Sorbitol oth than that ofsubheading 2905.44	40.681	385.393	31.023	303.042
3824720000	Mix cont halogenated, drv methane,ethanecont bromochlorodi(tri)fluoromethane	0	15.994	0	186.503
3824750000	Mix cont halogenated, drv methane,ethanecontaining carbon tetrachloride	0	18.779	0	31.020
3824760000	Mix cont halogenated, drv methane,ethanecont 1,1,1-3-chloroethan(methyl chlfrn	0	835	0	1.447
3824770000	Mix cont halogenated, drv methane,ethanecont bromomethane or bromochlorome	0	321	0	6.825
3824780000	Mix cont halogenated, drv methane,ethanecont PFC or HCFC but not CFC or HCl	0	110.302	0	235.817
3824790000	Other mix cont halogenated, drv methane,ethane	161.253	1.787.507	392.975	3.940.464
3824810000	Mix & preparation containing oxirane(ethylene oxide)	28.440	162.128	37.716	243.252
3824820000	Mix & preparation containing pbbs, PCBs, PCTs	7	3.631	2.157	20.752
3824830000	Mixtures & preparation containingtris(2,3-dibromopropyl) phosphat	486	826	941	3.899
3824901000	Ink removers, stencil correctors&oth,corrector fluids in package	46.396	396.064	149.797	1.350.754
3824902000	Mixtures of chemical, of a kind used inmanufactured of foodstuff	199.692	1.798.579	645.400	6.566.468
3824903000	Copying pastes with a basis of gelatinpresented in bulk/ready to use	16.000	32.199	58.560	117.970
3824904000	Composite inorganic solvents	123.133	722.298	343.456	2.862.656
3824905000	Acetone oil	3.224	17.995	37.022	233.800
3824906000	Preparations/mixtures cont monosodiumglutamate	31.374	142.679	82.600	488.910
3824909000	Oth prods & preparations cont cfc-11,12,115, and halon	2.534.467	25.344.340	6.281.253	72.054.107
3825100000	Municipal waste	0	10	0	121
3825900000	Oth residual prods of the chemical/allied industry	0	504	0	4.287
3901103000	Polyethylene < 0,94 in liquids orpastes	17.249	624.776	70.645	1.789.017
3901109010	Polymers of ethylene, in granule form	12.329.139	126.725.042	15.181.491	137.588.872
3901109090	Polymers of ethylene other form	3.438.931	20.373.615	4.903.570	23.738.164
3901200000	Polyethylene having a specific gravity0.94 or more	6.409.511	64.362.377	8.386.070	70.996.537
3901303000	Ethylene-vinyl acetate copolymersin liquid or pastes	864.679	10.468.405	863.070	10.843.930
3901309000	Ethylene-vinyl acetate copolymersin other form	1.954.713	18.426.947	3.245.395	32.437.347
3901903000	Oth polymers of ethylene in liquidor pastes	26.322	519.394	288.602	2.556.116
3901909000	Oth polymers of ethylene in other form	12.047.523	54.557.294	11.454.382	61.924.097
3902101000	Polypropylene in powder form	208.004	936.714	256.689	1.161.741
3902102000	Polypropylene in granule form	31.455.369	212.487.168	35.432.681	217.551.036
3902109000	Polypropylene in other form	3.142.933	23.811.543	4.355.913	26.389.568
3902203000	Polysobutylene liquids/pastes	64.483	555.902	160.480	1.315.554
3902209000	Polysobutylene in oth forms	156.603	1.567.938	224.563	2.414.662
3902303000	Propylene copolymers in liquidor pastes	2.052	1.453.060	32.216	1.855.457
3902309010	Propylene copolymers in granule form	14.968.365	106.900.682	17.762.954	118.804.311

I.3. IMPOR MENURUT KOMODITI / IMPORT BY HS COMMODITY
*****SEPTEMBER / SEPTEMBER 2009 *****

H S	Uraian Komoditi Commodity Description	Berat Bersih / Net Weight (Kg)		Nilai / Value C.I.F (US\$)	
		Bulan ini Current Month	Kumulatif Cum.Jan. to date	Bulan ini Current Month	Kumulatif Cum.Jan. to date
3902309090	Propylene copolymers in other form	542.327	7.268.446	685.053	8.162.351
3902903000	Oth polymers of propylene in liquid or pastes	15.192	137.220	25.591	238.418
3902909000	Oth polymers of propylene in other form	548.175	7.099.788	1.026.781	13.233.792
3903110000	Expansile polymers of styrene	830.298	11.356.388	1.318.508	15.616.335
3903190000	Other polymers of styrene	2.413.137	29.156.565	3.597.827	36.346.350
3903203000	Styrene-acrylonitrile (SAN) copolymers in aqueous dispersion	928	1.098.764	3.313	1.362.013
3903209000	Oth styrene-acrylonitrile (SAN) copolymers	352.379	3.928.734	663.160	6.005.525
3903303000	Acrylonitrile-butadiene-styrene (ABS) copolymers in aqueous dispersion	242.119	3.230.661	567.903	6.281.615
3903309000	Acrylonitrile-butadiene-styrene copolymers in other form	3.669.353	35.354.206	6.489.345	58.701.327
3903903000	Oth polymers of styrene in aqueous dispersion	69.062	725.880	117.265	1.077.434
3903909000	Oth polymers of styrene in other form	177.717	1.653.099	478.833	3.523.442
3904101000	PVC homopolymers, suspension type not mixed with oth substances	232.094	1.527.718	246.756	1.787.608
3904109000	PVC in other form	1.648.406	20.875.430	1.833.929	20.230.799
3904210000	Oth poly(vinyl chloride) non plasticised	47.061	723.587	71.797	741.085
3904220000	Oth poly(vinyl chloride) plasticised	381.248	4.585.266	495.036	5.280.145
3904300000	Vinyl chloride-vinyl acetate copolymers	79.293	1.279.168	170.924	2.783.156
3904400000	Other vinyl chloride copolymers	70.450	720.529	169.728	2.339.734
3904504000	Vinylidene chloride polymer in dispersion	0	948	0	2.339
3904509000	Vinylidene chloride polymers in other form	320.017	2.240.144	533.206	3.692.806
3904610000	Fluoro-polymers polytetrafluoroethylene	6.797	141.200	54.454	790.922
3904693000	Fluoro-polymers polytetrafluoroethylene dispersions	1.200	16.246	5.657	88.713
3904699000	Oth fluoro-polymers in other form	15.258	96.627	85.933	663.094
3904903000	Oth fluoro-polymer polytetrafluoroethylene dispersions	388	388	4.459	4.459
3904909000	Oth polymers vinyl chloride in oth forms	343	29.967	2.859	165.628
3905120000	Poly(vinyl acetate) in aqueous dispersions	37.638	639.035	64.352	792.906
3905190000	Other poly(vinyl acetate)	33.698	587.754	242.585	2.025.848
3905210000	Vinyl acetate copolymers in aqueous dispersions	108.898	1.891.362	121.002	2.110.029
3905290000	Other vinyl acetate copolymers	79.419	459.991	195.809	1.131.688
3905301000	Poly(vinyl alcohol) in aqueous dispersions	339	472.720	4.342	1.077.893
3905309000	Poly(vinyl alcohol) in other form	1.321.897	11.639.635	2.505.292	25.881.434
3905910000	Copolymers of vinyl acetate or of other vinyl ester	21.032	363.785	226.423	3.163.161
3905990000	Oth polymer of vinyl acetate/oth vinyl esters; oth vinyl polymers; primary form	85.965	517.134	577.727	3.851.381
3906101000	Poly(methyl methacrylate) in aqueous dispersions	14.878	412.927	53.754	1.167.596
3906109000	Oth poly(methyl methacrylate) in other form	284.850	3.367.392	628.332	7.827.660
3906901100	Oth acrylic copolymers in aqueous dispersions	273.150	3.218.245	503.420	5.421.404
3906901900	Oth acrylic copolymers in other forms	1.376.199	6.932.865	2.805.788	15.470.161
3906909100	Oth acrylic polymers in aqueous dispersions	1.153.204	4.467.670	991.922	5.537.893
3906909900	Oth acrylic polymers in other forms	2.015.791	18.792.037	5.674.226	49.483.716
3907100000	Polyacetals	354.431	3.802.528	1.103.696	8.907.545
3907200000	Other polyethers	2.490.355	27.414.289	4.780.677	48.136.256
3907302000	Epoxide resins based powder coating	62.513	690.301	445.717	3.191.948
3907303000	Epoxide resins in liquids/pastes	697.595	8.519.742	2.447.232	20.897.530
3907309000	Epoxide resins in oth form	744.124	7.524.740	2.042.701	19.634.111
3907400000	Polycarbonates	3.137.684	21.562.163	7.401.924	49.053.149
3907500000	Alkyd resins	97.897	845.771	234.781	1.787.026
3907601000	Poly(ethylene terephthalate) in aqueous dispersions	17.020	89.799	36.059	204.719
3907609000	Poly(ethylene terephthalate) in oth form	3.857.344	47.548.024	5.420.270	52.945.481
3907700000	Poly(lactic acid)	5.862	113.980	15.874	284.517
3907912000	Oth polyesters unsaturated in chip form	503	16.626	5.648	107.390
3907919000	Oth polyesters unsaturated in oth form	198.202	2.605.643	337.872	4.564.851
3907994000	Oth polyester saturated based powder coating	47.488	609.112	111.416	1.128.855
3907999000	Oth polyesters saturated in oth form	2.427.498	24.976.202	3.688.240	33.517.282
3908101000	Polyamides in primary forms, polyamide-6	3.359.364	28.055.977	7.297.867	60.705.446
3908109000	Oth polyamide-6,-11,-12,-6,6,-6,9,-6,10	898.894	9.547.623	2.551.190	21.551.051
3908900000	Other polyamides	356.051	2.272.279	1.196.025	7.470.632
3909101000	Urea resins, thiourea resin in moulding compound	153.540	1.108.289	440.223	2.186.992
3909109000	Other urea resins	222.175	2.119.211	373.056	3.661.578
3909201000	Melamine resins in moulding compound	290.616	2.551.868	736.035	6.395.202
3909209000	Other melamine resins	93.317	1.657.495	275.351	2.731.462
3909301000	Oth amino-resins in moulding compound	50.083	1.914.014	62.812	2.908.313
3909309000	Oth amino-resins, oth thn moulding compound	149.312	2.557.797	381.137	5.816.486
3909401000	Phenolic resins in moulding compound	134.236	389.639	266.015	1.313.284
3909409000	Other phenolic resins	1.032.486	10.530.535	2.066.099	17.130.463
3909500000	Polyurethanes	1.180.275	12.389.896	3.639.299	38.932.646
3910002000	Silicones in dispersions or in the form of solutions	384.860	4.034.249	1.584.465	15.532.427
3910009000	Silicones in oth forms	500.729	4.065.391	2.239.236	18.711.848
3911101000	Petroleum, coumarone, indene/coumarone indene in liquid or pastes	49.154	541.705	120.392	1.003.071
3911109000	Petroleum, coumarone, indene/coumarone indene in oth form	1.147.397	12.875.588	2.192.368	21.120.748
3911900000	Oth petroleum, coumarone, indene/coumarone indene in oth form	601.119	6.384.219	1.510.361	15.910.248
3912110000	Cellulose acetates non-plasticised	512	4.667	13.140	72.418
3912120000	Cellulose acetates plasticised	1.825	32.938	17.805	178.260
3912201100	Water-based semi-finished nitrocellulose cellulose nitrates non plasticised	424	2.327	3.096	15.589

I.3. IMPOR MENURUT KOMODITI / IMPORT BY HS COMMODITY
*****SEPTEMBER / SEPTEMBER 2009 *****

H S	Uraian Komoditi Commodity Description	Berat Bersih / Net Weight (Kg)		Nilai / Value C.I.F (US\$)	
		Bulan ini Current Month	Kumulatif Cum.Jan. to date	Bulan ini Current Month	Kumulatif Cum.Jan. to date
3912201900	Oth cellulose nitrates non plasticised	390.043	2.972.647	769.815	6.091.077
3912202000	Cellulose nitrates plasticised	0	86.371	0	222.420
3912310000	Carboxymethylcellulose & its salts	659.422	5.078.529	1.591.923	12.589.621
3912390000	Oth cellulose ethers	280.206	1.943.243	1.709.325	12.050.219
3912902010	Regenerated cellulose	5.000	32.298	11.750	124.950
3912902090	Other regenerated cellulose	59.820	617.999	274.809	2.714.655
3912909000	Oth cellulose in other form	160.517	1.363.378	689.070	6.603.041
3913100000	Alginate acid, its salts & esters	129.277	572.494	513.141	3.480.124
3913900000	Oth natural polymers & its modified, inprimary form	170.829	1.812.566	832.262	8.358.632
3914001000	Ion-exchangers based on plymrs of headof a kind used	87.058	1.141.616	362.272	2.538.256
3914009000	Oth ion-exchangers based on plymrs ofhead of a kind used	328.554	1.856.773	928.247	5.937.537
3915100000	Waste, parings & scrap, of polymers ofethylene	163.640	314.478	56.630	140.435
3915300000	Waste, parings & scrap, of polymers ofpolymers of vinyl chloride	0	9	0	90
3915901000	Waste, parings & scrap, of copolymers ofvinyl acetate	0	19.700	0	54.643
3915909000	Waste, parings & scrap, of other plastic	189.816	888.538	26.085	402.187
3916101000	Monofilament of polymers of ethylenechloride	903	18.085	2.236	37.260
3916102000	Monofilament of polymers of ethylenecrods, sticks and profile shapes	183	16.291	1.245	79.443
3916201000	Monofilament of polymers of vinylchloride	29.549	144.641	89.632	460.656
3916202000	Monofilament of polymers of vinylrods, sticks and profile shapes	49.664	432.429	94.028	881.069
3916904000	Monofilament of other plasticsof hardened proteins	1.777	68.881	26.450	663.794
3916909000	Oth monofilament of other plastics	118.766	636.635	805.731	3.776.069
3917101000	Artificial guts (sausage casings) ofhardened proteins	1.710	39.531	26.995	1.049.277
3917109000	Artificial guts (sausage casings) ofcellulosic materials	42.358	655.236	484.672	4.134.941
3917210000	Tube,pipe,hose,fitting therefor ofplastic of polymers of ethylene	35.110	413.951	170.278	1.218.232
3917220000	Tube,pipe,hose,fitting therefor ofplastic of polymers of propylene	37.197	191.687	140.871	894.351
3917230000	Tube,pipe,hose,fitting therefor ofplastic of polymers of vinyl chloride	22.767	687.871	87.507	2.738.150
3917290000	Tube,pipe,hose,fitting therefor ofplastic of other plastics	183.048	1.747.319	294.206	4.875.438
3917310000	Flexible tubes, pipes and hoses havea minimum burst pressure of 27.6 mpa	27.048	683.175	157.949	3.292.864
3917321000	Sausage & ham casings, without fittingsof plastics	18.150	43.141	115.694	558.500
3917329000	Oth unflexible tubes, pipes & hoses, notreinforced, without fittings	169.852	1.262.224	2.972.779	9.971.992
3917330000	Oth, not reinforced/otherwise combinedwith oth materials/fittings of 3917.30	1.626	31.345	74.157	273.067
3917390000	Oth tubes, pipes and hoses	337.654	2.928.757	1.174.397	7.513.415
3917400000	Fittings of plastics	318.459	2.205.273	1.265.383	9.016.397
3918101100	Tiles of polymers of vinyl chloride	46.621	378.075	56.037	423.557
3918101900	Oth floor covering of polymers of vinylchloride	1.098.691	12.465.751	579.181	6.300.937
3918109000	Wall or ceiling coverings of polymers ofvinyl chloride	504.041	5.521.931	588.660	4.186.959
3918901100	Tiles, of polyethylene	21.028	130.804	61.983	447.054
3918901300	Oth floor coverings of polyethylene	79.781	1.260.475	154.228	1.727.441
3918901900	Oth floor coverings of oth plastics	44.409	654.688	108.807	905.860
3918909100	Wall or ceiling covering of polyethylene	84.674	1.340.301	188.921	2.610.033
3918909900	Wall or ceiling coverings of oth plastic	28.666	452.221	87.382	1.176.270
3919101000	Tape in roll,width=<20cm,of polymers of vinyl chloride	24.859	471.634	216.816	2.893.264
3919102100	Tape in roll,width=<20cm,of polyethyleneused in mnfctre of telephonc/elect wire	68.074	254.775	337.669	1.039.842
3919102900	Tape in roll,width=<20cm,of polyethyleneused for other	86.715	1.159.213	770.796	7.273.101
3919109000	Oth self-adhesive plate, sheet, film, inroll, width =<20 cm, of oth plastics	269.219	3.036.411	2.064.514	16.870.709
3919901000	Oth self-adhesive plates, sheets, film, foil, tape of polymers of vinyl chloride	168.219	1.082.033	504.392	4.481.303
3919909000	Oth self-adhesive plates, sheets, film, foil, tape, strip of plastics	1.632.853	15.496.412	4.204.642	46.582.855
3920100000	Oth tape of polymer of ethylene, not formfg of telephonic/electric wire	1.248.939	13.840.627	3.401.396	31.651.398
3920200010	Bopp film, of polymers of propylene	1.597.783	19.810.561	2.701.303	30.291.166
3920200090	Oth tape of polymer of propyleneused as an adhesive by melting	750.874	8.289.041	1.314.870	13.551.587
3920301000	Polymers of styrene used as an adhesiveby melting	3.418	191.851	7.173	234.777
3920309000	Polymers of styrene not used asan adhesive by melting	46.104	341.144	111.281	671.347
3920430000	PVC tape weight >6% of plasticiser usedot than mfg of telephonic/electric wire	598.605	3.738.023	957.160	6.869.377
3920490000	Other of polymers of vinyl chloride	514.889	6.377.452	1.407.846	12.762.908
3920510000	Oth plate, sheet, film, foil or strip of acrypolymers of methyl methacrylate	0	11.829	0	28.778
3920590000	Oth plates, sheets, film, foil & strip othacrylic polimer of methyl methacrylate	7.613	149.233	77.830	728.311
3920610000	Film, of polycarbonates	300.737	3.038.115	1.046.539	8.558.774
3920621000	Film, of poly(ethylene terephthalate)used as an adhesive by melting	796.987	5.614.045	2.133.606	13.819.351
3920629000	Oth plate, sheet, foil & strip of poly-(ethylene terephthalate)	120.027	544.505	146.657	2.666.612
3920630000	Tapes, of unsaturated polyesters,	32.240	92.367	69.034	212.811
3920690000	Tapes, of oth polyesters, used as anadhesive by melting	866.999	8.061.711	2.194.321	17.397.432
3920711000	Cellophane film	35.989	384.443	191.807	1.920.389
3920712000	Viscose tear-off ribbon, foil	360	53.204	881	285.164
3920719000	Oth plate, sheet & strip of regeneratedcellulose usedoth than adhesive by melti	15.697	24.588	27.075	39.406
3920730000	Cellulose acetate, plasticized, usedas an adhesive by melting	85	1.557	10.890	26.096
3920790000	Plate, sheet, foil & strip of oth celluloderivatives	128	2.576	10.980	32.631
3920911000	Film of poly(vinyl butyral), thickness 0.38-0.76mm width <= 2m	101.322	708.030	1.356.543	4.652.068
3920919000	Oth film of poly(vinyl butyral), plate,	80.909	789.144	353.954	2.700.153
3920921000	Plate, sheet, foil & strip of nylon 6of polyamides	1.667	12.977	45.011	276.388
3920922000	Plate, sheet, foil & strip of polyamides, used as an adhesive by melting	0	4.255	0	25.111
3920929000	Plate, sheet, foil & strip of othpolyamides	13.644	232.532	49.017	848.849
3920931000	Plate, sheet, foil & strip of melamine, of amino-resins	0	3.027	0	21.449

I.3. IMPOR MENURUT KOMODITI / IMPORT BY HS COMMODITY
*****SEPTEMBER / SEPTEMBER 2009 *****

H S	Uraian Komoditi Commodity Description	Berat Bersih / Net Weight (Kg)		Nilai / Value C.I.F (US\$)	
		Bulan ini Current Month	Kumulatif Cum.Jan. to date	Bulan ini Current Month	Kumulatif Cum.Jan. to date
3920939000	Oth plate,sheet,foil & strip of aminoused oth than an adhesive by melting	200	7.262	16.600	86.738
3920941000	Phenol formaldehyde (bakelite) sheets	1.624	270.071	54.122	766.399
3920949000	Oth plate,sheet,foil & strip of phenolicresins	20.593	62.605	22.829	234.546
3920990010	Corrugated sheets & plates, of otherplastics	33.190	349.157	168.368	1.377.848
3920990090	Oth plate,sheet,foil & strip of otherplastics	238.773	1.727.692	712.630	7.107.399
3921111000	Plates & sheets, cellular, of polymersof styrene	59.185	1.055.401	127.306	1.599.813
3921119000	Film, foil& oth strip, cellular, ofoth than plate and sheet	30.422	567.781	116.461	1.191.911
3921120000	Tapes of PVC,in plates & sheets formused as mfg telepni/elect.wire	924.253	9.376.930	803.332	8.833.702
3921130000	Plates & sheets of polyurethanes	26.686	997.019	321.181	3.933.891
3921141000	Plates and sheets of regeneratedcellulose	9.885	40.636	30.360	108.227
3921149000	Film,foil & oth strip of regeneratedcellulose used in mfg telepnic/elect.wir	8.333	272.437	40.599	567.928
3921191000	Tapes in plate & sheet,of oth plastics	85.041	2.624.081	470.821	4.722.648
3921199000	Tapes in oth form,used in the oth thanmfg of telephonic/electric wire	758.083	10.354.952	872.476	11.998.540
3921902000	Plates & sheets, not cellular plateand sheet	536.459	3.132.872	769.321	5.595.389
3921909000	Film,foil & oth strip, not cellularoth than plate and sheet	689.874	6.032.919	1.583.197	14.337.670
3922100000	Baths, shower-baths, sinks & washbasins	108.540	739.585	232.224	2.170.786
3922201000	Lavatory covers of plastic	22.867	205.147	90.770	703.083
3922202000	Lavatory seats, of plastics	12.668	43.142	19.114	76.146
3922901100	Parts of flushing cisterns, of plastics	5.769	43.748	29.175	250.275
3922901900	Flushing water closets (lavatory pans)and urinals	4.027	34.442	16.232	304.040
3922909000	Similar sanitary ware, of plastics	69.191	580.294	112.876	1.092.532
3923100000	Boxes used for cinematographic films,tape and disks	782.543	6.236.993	1.964.543	18.959.512
3923211000	Aseptic bag of polymers of ethylene withaluminium foil in forcing material	36.048	446.443	289.810	2.141.876
3923219000	Oth sacks & bags, of polymers ofethylene	364.494	4.541.832	1.218.959	11.683.457
3923290000	Oth articles for the conveyance or packing of goods of oth plastics	568.762	4.932.754	1.911.615	18.907.351
3923301000	Toothpaste tubes container, of plastic	766	16.941	8.563	118.968
3923309000	Carboys, bottles, flasks & similararticle, not tootpaste tube container	833.863	5.527.294	2.538.743	19.543.647
3923400000	Spool,cop,bobbin & similar support	98.823	647.621	1.087.517	4.920.417
3923500000	Stoppers, lids, caps and other closures	466.868	3.586.665	2.733.250	20.188.268
3923900000	Oth articles for the conveyance/packinggoods of plastics	585.198	3.957.013	2.905.816	19.608.947
3924100000	Tableware & kitchenware	567.501	4.153.924	2.306.372	16.122.951
3924901000	Bed pans, urinals (portable type) &chamber pots	12.972	102.150	54.839	396.070
3924909000	Oth household & toilet articles, ofplastics	216.811	2.569.441	735.446	7.273.323
3925100000	Reservoirs,tanks,vats & similar contain.capacity <= 300l	44.990	383.722	66.216	941.324
3925200000	Doors, windows & their frames & threshold for doors	166.345	1.037.488	200.766	1.187.129
3925300000	Shutters,blinds (includ venetian blinds)and similar articles and parts	62.409	552.868	84.607	905.449
3925900000	Oth builders ware of plastics, not elsewhere specified	96.527	2.344.072	165.872	2.802.505
3926100000	Office or school supplies of plastics	138.446	1.624.502	284.568	3.333.818
3926206000	Articles of apparel used for protectionof plastics	25.631	338.842	174.795	2.359.201
3926209000	Oth articles of plastics, including belt	338.066	3.276.766	1.909.975	19.858.872
3926300000	Fittings for furniture, coachworkor the like	47.575	459.375	251.192	3.002.527
3926400000	Statuettes & othornamental articles	54.076	362.582	131.386	1.000.521
3926901000	Floats for fishing nets, of plastics	81.195	682.226	1.123.658	7.333.481
3926902000	Fan & handscreen, frame & handlethereof and parts	18.432	333.256	51.992	2.114.773
3926903200	Plastic moulds with denture prints	14.514	16.153	7.318	114.555
3926903900	Oth hygienic, medical & surgical	105.974	626.733	1.231.049	5.835.429
3926904100	Police shields, of plastics	0	226	0	1.827
3926904200	Protective mask & similar article forused in welding & similar works	15.023	127.248	103.357	1.040.114
3926904400	Life saving cushions for protection ofpersons falling from heght	0	1.436	0	11.647
3926904500	Reflected light nails, of plastics	246	11.491	4.057	122.912
3926904900	Oth safety & protective devices,	87.077	476.166	395.374	2.112.387
3926905300	Transmission or conveyor belts or beltin	12.547	232.543	166.515	3.042.517
3926905500	Plastic j-hooks & bunch blocks fordetonator	16.489	54.402	255.266	759.118
3926905900	Oth industrial articles, of plastics	374.828	2.950.177	3.852.234	24.370.221
3926906000	Nipple former,breastshell,nipple shield,hand expression furnel	14	1.116	29	6.539
3926907000	Corset busks & similar supports forarticles of appared or clothing accessor	20.715	134.204	130.979	1.417.678
3926908000	Cards for jewelleryorsmall objects ofpersonal adornment	81.749	995.520	156.126	1.473.880
3926909000	Oth articles of plastics & othmaterial	1.731.254	17.054.981	7.756.156	57.544.274
4001101100	Natural rubber latex,cont ammonia >=0.5% catrige concentrate	631.452	3.614.334	677.432	3.986.290
4001101900	Natural rubber latex,cont ammonia >=0.5% processed by other methods	401.980	1.034.780	512.843	1.271.875
4001102100	Natural rubber latex,cont ammonia <0.5% centrifuge concentrate	40.000	100.053	77.280	141.421
4001102900	Natural rubber latex,cont ammonia <0.5% processed by other methods	120.736	1.139.554	261.499	1.857.928
4001211000	Natural rubber in smoked sheets,rss grade 1	0	20.100	0	28.075
4001212000	Natural rubber in smoked sheets,rss grade 2	0	153	0	3.151
4001219000	Natural rubber in oth forms	80.480	166.010	142.835	270.212
4001221000	Tsnr, standard indonesian rubberSIR 3 cv	0	112.799	0	150.686
4001222000	Tsnr, oth standard indonesianrubber	149	301.037	1.449	802.495
4001229000	Oth tehnically specified naturalrubber (TSNR)	35.235	245.066	103.041	692.308
4001291000	Air-dried sheet,oth natural rubberin other form	12.800	15.112	35.648	39.871
4001293000	Sole crepe	0	96	0	863
4001297000	Skim rubber	0	21.000	0	27.720
4001299000	Oth natural rubber in oth forms	1.228	76.790	7.918	413.971

I.3. IMPOR MENURUT KOMODITI / IMPORT BY HS COMMODITY
*****SEPTEMBER / SEPTEMBER 2009 *****

H S	Uraian Komoditi Commodity Description	Berat Bersih / Net Weight (Kg)		Nilai / Value C.I.F (US\$)	
		Bulan ini Current Month	Kumulatif Cum.Jan. to date	Bulan ini Current Month	Kumulatif Cum.Jan. to date
4001301900	Jelutong in oth forms	0	16.302	0	59.144
4001309900	Oth balata,gutta-percha,guayule,chiclesimilar, in other form	186	237.352	3.404	452.173
4002110000	Styrene-butadiene rubber (SBR), in latex form	850.968	7.127.260	1.051.660	9.420.137
4002190000	Carboxylated styrene-butadiene rubber(SBR) in other form	7.122.455	64.003.707	11.442.537	93.724.413
4002200000	Butadiene rubber (BR)	3.634.418	33.842.563	5.667.535	53.857.009
4002310000	Isobutene-isoprene (butyl) rubber (IIR)	917.463	6.498.895	2.720.567	19.359.972
4002390000	Halo isobutane-isoprene rubber(CIIR of BIIR)	311.596	3.466.044	1.066.740	11.393.325
4002410000	Chloroprene (chlorobutadiene) rubberin latex form	126.000	1.094.412	166.320	1.849.948
4002490000	Chloroprene (chlorobutadiene) rubberin other form	220.431	2.651.478	733.194	8.865.351
4002510000	Acrylonitrile-butadiene rubber (NBR),in latex form	845.306	3.452.222	969.243	3.375.487
4002590000	Acrylonitrile-butadiene rubber (NBR),in other form	552.154	3.060.738	1.058.312	5.712.423
4002601000	Isoprene rubber (IR) in primary forms	0	78.924	0	231.596
4002609000	Isoprene rubber (IR) in other forms	94.946	782.091	244.088	1.751.528
4002700000	Ethylene-propylene-non-conjugateddiene rubber (EPDM)	492.119	3.625.742	1.349.816	10.127.533
4002801000	Mixture of natural rubber latex withsynthetic rubber latex	663	16.922	14.351	67.478
4002809000	Oth mixture of natural rubber latex withsynthetic rubber latex	66.025	275.290	87.274	597.906
4002911000	Oth synthetic rubber latex & facticederived from oils of poly graft natural	854.130	2.701.601	781.551	2.861.732
4002919000	Oil synthetic rubber& factice derivedfrom oils of other latex	24.515	1.098.658	21.098	959.805
4002991000	Oth synthetic rubber & factice derivedfrom oils in oth form	18.000	603.082	38.700	1.704.379
4002999000	Oth synthetic rubber latex & facticederived from oils	59.120	698.747	299.524	2.618.343
4003000000	Reclaimed rubber in primary formsoar in plates, sheets or strips	1.109.457	9.876.593	510.304	4.293.643
4004000000	Waste,paring & scrap of rubber (othhard rubbers)	801.261	3.098.556	479.021	2.111.388
4005100000	Compounded rubber with carbon blacksilica, unvulcanised	202.572	1.460.222	958.459	7.038.903
4005200000	Compounded rubber with solutions,oth subheading 4005.10	26.682	456.837	89.171	781.271
4005910000	Compounded rubber,unvulcanised,inplates, sheets, & strip	282.090	2.586.785	332.189	3.412.868
4005990000	Compounded rubber,unvulcanised,inoth form	221.636	2.931.045	336.659	3.111.213
4006100000	"camel-back" strips for retreadingrubber tyres, unvulcanised	33.266	743.000	38.723	733.964
4006900000	Oth forms & articles of unvulcanisedrubbers	12.798	2.610.720	267.361	4.667.604
4007000000	Vulcanised rubber thread & cord.	82.892	1.165.238	415.680	3.821.074
4008110000	Plates, sheets, & strip of cellularrubber	98.133	1.253.292	333.872	3.496.734
4008190000	Oth forms of cellularrubber	64.478	976.912	208.354	1.401.727
4008210000	Plates, sheets & strip of non-cellularrubber	30.496	600.295	173.984	2.785.852
4008290000	Oth forms of non-cellular rubber	51.828	685.219	301.077	1.622.267
4009110000	Tube,pipe & hose, not reinforced/othermaterial without fitting	120.444	3.177.734	1.279.369	16.083.062
4009120000	Tube,pipe & hose, not reinforced/othermaterial with fitting	33.481	324.503	205.893	2.295.973
4009211000	Mining slurry suction & discharge hose,without fitting	0	13.374	0	165.778
4009219000	Oth tube,pipe & hose,reinforced withoth materials without fittings	66.666	882.096	753.115	8.032.731
4009221000	Mining slurry suction & discharge hose,with fittings	130	11.319	1.839	173.811
4009229000	Oth tube,pipe & hose,reinforced withoth materials with fitting	45.278	1.150.025	788.929	9.402.129
4009311000	Mining slurry suction & discharge hose,reinforced w textile, without fitting	1	633	20	5.995
4009319000	Oth tube,pipe & hose,reinforced withtextile, without fitting	63.133	867.418	465.127	3.439.463
4009321000	Mining slurry suction & discharge hose,reinforced w textile, with fitting	0	3.782	0	50.360
4009329000	Oth tube,pipe & hose,reinforced withtextile, with fitting	1.844	51.269	40.354	838.884
4009411000	Mining slurry suction & discharge hose,reinforced w oth materials, without fitt	49.235	97.860	27.944	89.110
4009419000	Oth tube,pipe & hose,reinforced withoth material, without fitting	130.124	1.009.494	417.321	4.647.196
4009421000	Mining slurry suction & discharge hose,reinforced w oth materials, with fitting	0	15.133	0	85.092
4009429000	Oth tube,pipe & hose,reinforced withoth material, with fitting	565.210	2.430.384	2.667.353	24.658.415
4010111000	Conveyor belts/belting,reinforced withmetal, width > 20cm	20	171.426	400	1.022.324
4010119000	Conveyor belts/belting,reinforced withmetal, width <= 20cm	40.924	491.857	404.724	3.766.127
4010121000	Conveyor belts/belting,reinforced withtextile, width > 20cm	12.186	237.222	37.455	722.033
4010129000	Conveyor belts/belting,reinforced withtextile, width <= 20cm	200.609	1.492.582	554.077	4.362.725
4010191000	Oth conveyor belts/belting, reinforcedwith oth; width > 20cm	284.412	718.099	1.899.500	4.387.348
4010199000	Oth conveyor belts/belting, reinforcedwith oth; width <= 20cm	263.858	2.328.593	738.432	6.993.971
4010310000	V-belts,V-ribbed,60cm<outside circum ference<=120cm	28.947	238.563	218.661	2.302.129
4010320000	V-belts,oth than V-ribbed,60cm<outside circum ference<=120cm	6.892	58.921	231.088	1.195.460
4010330000	V-belts,V-ribbed,120cm<outside circum ference<=240cm	1.665	20.873	76.464	803.432
4010340000	V-belts,oth than V-ribbed,120cm<outside circum ference<=240cm	135	1.179	3.051	36.900
4010350000	Endless synchronous belt,60cm<outside circum ference<=150cm	138	1.873	3.667	61.117
4010360000	Endless synchronous belt,150cm<outside circum ference<=198cm	14	41	876	910
4010390000	Oth transmission belts/belting	200.779	1.185.165	1.889.119	12.508.585
4011100000	New pneumatic tyres,of rubber of a kindused on motor cars	400.262	2.753.077	1.169.564	8.224.895
4011201000	New pneumatic tyre,of rubber used onbuses/lorries, width<450mm	1.621.654	12.717.410	2.970.777	24.536.549
4011209000	New pneumatic tyre,of rubber used onbuses/lorries, width>=450mm	813.550	4.736.300	2.076.582	19.322.703
4011300000	New pneumatic tyres,of rubber of akind used on aircraft	49.368	285.955	731.689	2.681.890
4011400000	New pneumatic tyres,of rubber of akind used on motorcycles	119.782	763.873	141.646	1.465.436
4011500000	New pneumatic tyres,of rubber of akind used on bicycles	178.905	1.247.796	222.995	1.453.349
4011610000	New pneumatic tyres,of rubber used onagricultural/forestry vehicles & machine	36.195	222.853	102.447	573.810
4011620000	New pneumatic tyres,of rubber, rimsize<61 cm,used on const/ind.vehicles mach.	37.010	178.390	95.919	576.668
4011630000	New pneumatic tyre,of rubber,rim size>=61cm, used on const/ind.vehicles mach	56.097	415.684	327.729	2.465.113
4011690000	New pneumatic tyre,of rubber,used for oth purpose	857.609	5.615.217	5.228.891	32.653.193
4011920000	Oth new pneumatic tyre,of rubber,usedon agricul./forestry vehicles mach.	99.098	575.066	279.705	1.504.166
4011930000	Oth new pneumatic tyre,of rubber,rimsize<61 cm,used on const/ind.vehicles mach	403.621	2.238.745	207.348	2.501.849

I.3. IMPOR MENURUT KOMODITI / IMPORT BY HS COMMODITY
*****SEPTEMBER / SEPTEMBER 2009 *****

H S	Uraian Komoditi Commodity Description	Berat Bersih / Net Weight (Kg)		Nilai / Value C.I.F (US\$)	
		Bulan ini Current Month	Kumulatif Cum.Jan. to date	Bulan ini Current Month	Kumulatif Cum.Jan. to date
4011941000	Oth new pneumatic tyre,of rubber,rimsiz=>=61cm, used on earth mov.mach.	25.156	396.448	72.824	1.813.418
4011949000	Oth new pneumatic tyre,of rubber,rimsiz=>=61cm, used for oth. purposer	371.508	3.754.102	2.444.025	26.434.026
4011991000	Oth new pneumatic tyre,of rubber,used on vehicles of chap.87	1.023.215	11.938.615	5.574.590	82.633.150
4011992000	Oth new pneumatic tyre,of rubber,used on earth moving mach.	52.428	735.941	267.788	4.437.366
4011993000	Oth new pneumatic tyre,of rubber,used for oth, width>450mm	4.134	44.014	107.068	329.538
4011999000	Oth new pneumatic tyre,of rubber,used for oth, width<450mm	284.455	3.809.481	1.845.419	24.843.217
4012110000	Retreaded tyres,used on motor cars	0	2.335	0	11.003
4012129000	Retreaded tyres,used on buses/lorries,width>=450mm	24	9.197	1.004	15.947
4012130000	Retreaded tyres,used on aircraft	641	46.454	31.001	263.045
4012191000	Retreaded tyres,used on motorcycles	0	24	0	38
4012192000	Retreaded tyres,used on bicycles	0	7.726	0	7.711
4012193000	Retreaded tyres,used on earth movingmachinery	0	54	0	298
4012199000	Retreaded tyres,used for oth purpossed	902	9.050	5.007	46.628
4012203000	Used pneumatic tyres,used on aircraft,	3.543	14.302	23.700	410.700
4012209900	Used pneumatic tyres,used on othpurposes, oth than of furskin	0	150	0	943
4012901100	Solid tyres, of ext dia < 100 mmfor vehicles of chapter 87	1.619	9.529	12.876	58.335
4012901200	Solid tyres, 100 mm< ext dia < 100 mmfor vehicles of chapter 87	0	1.934	0	16.135
4012901300	Solid tyres,external diameter >250 mm,width<450mm, used of chap.87.09	0	480	0	8.310
4012901400	Oth solid tyres,external diameter > 250width<450mm, used of chap.87.	0	4.224	0	20.749
4012901500	Oth solid tyres,external diameter >250,width>450mm, used of chap.87.09.	0	442	0	1.614
4012901600	Oth solid tyres,external diameter>250mm,of a width > 450 mm	0	3.091	0	17.119
4012901900	Other solid tyres	9.866	51.629	13.923	184.206
4012902100	Solid tyres,external diameter <100 mm,	0	8	0	532
4012902900	Oth cushion tyres	203	2.919	1.262	12.889
4012907000	Replaceable tyre treads, width<450mm	0	24.434	0	29.669
4012908000	Tyre flaps	330	23.043	299	75.733
4012909000	Oth retreaded/used pneumatic,solid/cushion tyres, of rubber	14.188	340.170	95.423	1.342.903
4013101100	Inner tubes,of rubber,used on motor carwidth tyres<450mm	96.101	623.103	193.587	1.206.270
4013101900	Inner tubes,of rubber,used on motor carwidth tyres>450mm	91	127.270	475	147.325
4013102100	Inner tubes,of rubber,used on bus/lorriwidth tyres<450mm	33.954	142.383	45.113	237.863
4013102900	Inner tubes,of rubber,used on bus/lorriwidth tyres>450mm	120.480	335.198	274.132	618.580
4013200000	Inner tubes,of rubber,used on bicycles	42.352	374.764	60.737	444.417
4013901100	Inner tube,of rubber,use on earth movingwidth tyres<450mm	2.297	16.907	12.126	104.629
4013901900	Inner tube,of rubber,use on earth movingwidth tyres>450mm	33.360	79.910	18.017	53.939
4013902000	Inner tube,of rubber,used on motorcycle motor scooters	323.762	3.239.203	190.102	2.619.721
4013903100	Inner tube,of rubber,used on oth vehicleof chap.87, width tyres<450mm	762	1.234	3.516	5.736
4013903900	Inner tube,of rubber,used on oth vehicleof chap.87, width tyres>450mm	17.203	68.083	13.125	52.189
4013904000	Inner tube,of rubber,used on aircraft	100	104	3.523	3.554
4013909100	Oth inner tube,of rubber,suitable forfitting to tyres of width<450mm	26.980	83.982	78.749	235.386
4013909900	Oth inner tube,of rubber,suitable forfitting to tyres of width>450mm	90.463	614.019	58.286	792.419
4014100000	Sheath contraceptives	26.974	394.362	335.597	4.155.755
4014901000	Teats for feeding bottles & similar kind	6.543	61.641	150.532	648.728
4014904000	Stoppers for pharmaceutical use	10.726	176.570	264.150	3.415.870
4014909000	Oth hygienic/pharmaceutical articles,ofvulcanised rubber	15.311	136.684	132.002	1.233.237
4015110000	Gloves, mittens & mitts, surgical	45.306	788.443	199.013	4.145.017
4015190000	Gloves, mittens & mitts, for otherpurpossed	53.926	562.847	220.449	2.880.815
4015900000	Oth article of apparel, clothing accessfor all purpossed	13.300	186.291	89.144	1.220.965
4016100000	Oth articles of vulcanised rubber otherof cellular rubber	38.326	198.197	110.469	1.101.327
4016911000	Mats	38.503	398.300	156.798	974.371
4016919000	Floor coverings	27.357	303.646	67.801	716.201
4016921000	Eraser tips	5.889	317.702	6.546	1.496.589
4016929000	Other erasers	15.289	331.657	52.634	1.204.104
4016931000	Gaskets, coverings & oth, packing forelectrolytic capacitor	27.688	199.990	424.114	2.808.214
4016939000	Oth gaskets, washers & oth seals	630.416	4.309.257	4.920.964	46.406.366
4016940000	Boat/dock fenders,whether/not inflatable	32.021	507.390	116.500	2.090.295
4016950000	Oth articles of vulcanised rubber,	14.268	150.788	69.812	970.815
4016991100	Oth article of vulcanised rubber,for vhcof heading 87.02-87.05&87.11	167.959	1.875.160	1.997.162	21.024.267
4016991200	Oth article of vulcanised rubber,forvehicles 87.09,87.13,87.15&87.16	14.086	73.298	65.794	506.377
4016991700	Oth article of vulcanised rubber,forfor bicycles of heading 87.12	329	19.409	138	48.665
4016991900	Oth parts & access for vehicles ofrubber	23.469	141.107	135.037	910.972
4016992000	Parts & access of rotochutes ofheading 88.04	2.472	17.994	35.382	231.204
4016993000	Rubber bands	16.375	338.021	145.068	2.006.195
4016995100	Rubber rollers	214.613	1.033.657	540.378	3.200.670
4016995900	Oth article of a kind used in machinery/mechanical/electrical appliances, & oth	25.140	410.269	664.977	5.876.063
4016996000	Rail pad, of rubber	1.116	2.501	97.558	133.089
4016997000	Structural bearings including bridgebridge bearings, oth than rail pad	26.072	59.901	108.988	463.010
4016998000	Rubber grommets & rubber cover forautomotive wiring harness	59.973	394.699	872.752	5.328.913
4016999000	Oth articles of vulcanised rubber foroth purpossed	154.513	2.084.330	1.041.473	12.372.460
4017000000	Hard rubber in all form,include waste &scrap, articles of hard rubber	43.786	389.073	147.479	1.623.013
4101200000	Whole hide & skin,weight/skin<8kg(simplydried), 10kg(dry-salt), 16kg(fresh)	670.988	3.072.867	367.681	1.420.748
4101500000	Whole hide & skin,of a weight >16 kg	79.000	1.253.333	29.792	713.598
4101900000	Oth raw hides & skin of bovine/equineanimals	145.669	2.957.653	63.550	1.033.391

I.3. IMPOR MENURUT KOMODITI / IMPORT BY HS COMMODITY
*****SEPTEMBER / SEPTEMBER 2009 *****

H S	Uraian Komoditi Commodity Description	Berat Bersih / Net Weight (Kg)		Nilai / Value C.I.F (US\$)	
		Bulan ini Current Month	Kumulatif Cum.Jan. to date	Bulan ini Current Month	Kumulatif Cum.Jan. to date
4102100000	Raw skins of sheep/lambs with wool on	19.270	355.020	24.281	404.197
4102210000	Raw skins of sheep/lambs without wool on, pickled	20.058	423.244	46.830	1.391.344
4102290000	Oth raw skins of sheep/lambs without wool on, not pickled	183.981	1.183.287	104.359	695.395
4103200000	Raw hide & skin of reptiles	0	681	0	19.699
4103900000	Raw hide & skin of oth animal	137.186	2.362.091	71.129	1.342.255
4104110010	Bovine leather,vegetable pre-tannedfull grains, wet state	92.143	1.087.743	350.404	4.215.302
4104110090	Oth tanned/crust hide & skin of bovine,wet state, full grains	304.331	5.866.925	687.704	7.807.534
4104190000	Oth tanned/crust hide & skin of bovine,wet state, not full grains	173.083	2.482.997	426.023	4.989.947
4104410000	Crust vegetable (semi-tanned) hide & skins, full grains	216.440	1.874.666	3.961.763	27.282.009
4104490000	Oth crust vegetable (semi-tanned) hide & skin, full grains	155.269	1.688.975	1.188.591	16.229.616
4105100000	Tanned/crust skins of sheep/lamb,without wool on, in the wet state	77.197	555.128	576.101	4.213.487
4105300000	Tanned/crust skins of sheep/lamb,without wool on, in dry state	2.229	22.468	141.704	1.348.209
4106210000	Tanned/crust hide & skin of goat/kid,in the wet state	0	792	0	7.613
4106220000	Tanned/crust hide & skin of goat/kid,in the dry state	0	4	0	21
4106310000	Tanned/crust hide & skin of swinein the wet state	0	10	0	145
4106320000	Tanned/crust hide & skin of swinein the dry state	61	7.498	1.642	161.651
4106401000	Tanned/crust hide & skin of reptiles,	0	1	0	4
4106920000	Oth tanned/crust hide & skin of oth,animals in the dry state	1.991	34.230	166.537	3.316.315
4107110000	Whole hides&skins,full grains,unsplitsof bovine/eguine animals	47.849	366.619	956.830	6.640.913
4107120000	Whole hides & skins,grains splits,ofbovine/eguine animals	132.092	506.407	2.152.794	8.119.550
4107190000	Oth whole hides & skins,of bovine/eguine animals, in oth form	102.363	1.229.692	1.694.256	23.718.197
4107910000	Oth whole hide & skin,including side,ofbovine/eguine animals, full grains	18.740	170.518	367.931	3.278.423
4107920000	Oth whole hide & skin,including side,ofbovine/eguine animals, grain splits	3.538	394.000	77.109	6.542.730
4107990000	Oth whole hide & skin,including side,ofbovine/eguine animals, in oth forms	59.459	1.091.365	759.928	10.706.577
4112000000	Leather further prepared after tanning,oth than leather of heading 41.14	23.651	217.720	523.786	4.857.941
4113100000	Leather further prepared after tanning,of goats or kids	6.841	121.536	246.151	4.524.593
4113200000	Leather further prepared after tanning,of swine	21.871	200.098	204.699	2.564.531
4113300000	Leather further prepared after tanning,of reptiles	580	780	8.561	97.574
4113900000	Leather further prepared after tanning,of oth animals	4.115	41.300	98.205	928.148
4114100000	Chamois (including combinationchamoss leather	25.739	298.277	159.421	2.215.177
4114200000	Patent leather & patent laminatedleather, metalised leather	74.248	760.000	820.722	10.373.220
4115100000	Composition leather with basis ofleather in slabs, sheets/strip	8.517	112.807	227.961	1.892.502
4115200000	Paring&oth waste/of composition leather,not suitable for manuf. of leather artic	4.246	44.135	41.784	79.342
4201000000	Saddlery & harness for any animalof any materials	25	55.250	251	252.335
4202111000	School satchel,with outer surface ofleather, compositions/patent leather	13.413	199.286	24.954	559.101
4202190000	Trunk,suit,vanity,executive,brief-caseswith outer surface of leather	199.057	350.233	437.144	2.455.460
4202121000	School satchel,with outer surface ofplastics/textile materials	29.754	208.206	60.288	377.499
4202129000	Trunk,suit,vanity,executive,brief-casesw out surface of plastics/textile mat.	729.819	3.879.161	934.959	10.306.812
4202191000	School satchel,trunk,suit,vanity,brief,of wood, iron, steel or zinc	3	47.376	56	37.766
4202199000	School satchel,trunk,suit,vanity,brief,ot oth materials	298.870	1.062.222	904.362	3.989.538
4202210000	Hand bag with outer surface of leatheror of patent leather	1.806.157	2.331.727	503.080	5.156.143
4202220000	Hand bag with outer surface of plasticsheeting or of textile materials	2.497.210	3.938.630	1.083.880	11.037.744
4202290000	Hand bag with other outer surface	263.194	1.860.258	1.015.554	6.999.195
4202310000	Artcl in pocket/hand bag with outersurface of leather or of patent leather	37.681	210.018	158.877	1.634.078
4202320000	Artcl in pocket/hand bag with outersurface of plastics or of textile	53.487	307.950	279.918	2.168.887
4202390000	Article of kind normally carried pocketor in handbag with outer srfc of other	17.219	258.650	66.123	875.911
4202911000	Sport bags,with outer surface of leathercomposition leather/of patent leather	468	16.643	4.321	95.572
4202919000	Oth artcls with outer surface of leatheror of patent leather	31.279	91.651	131.343	901.394
4202921000	Bowling bags with outer surface ofplastic or of textile materials	224	10.447	2.939	91.464
4202929000	Other articles with outer surface ofplastic or of textile materials	99.666	309.660	264.273	2.260.730
4202991000	Bags, with outer surface of copper	197	868	946	6.764
4202999000	Oth than trunk, suit-cases,handbags,& similar containers	80.242	530.540	217.759	1.800.632
4203100000	Articles of apparelof leather or of composition leather.	3.869	30.122	92.843	683.037
4203210000	Gloves,mittens & mitts speciallydesigned for use in sports of leather	5.116	20.128	6.317	170.891
4203291000	Protective work gloves of leather orof composition leather	59.650	247.272	120.777	836.340
4203299000	Oth gloves, mittens & mitts of leatheror of composition leather	1.269	53.539	7.951	216.258
4203300000	Belts & bandoliers of leatheror of composition leather	20.289	559.178	110.069	2.249.746
4203400000	Oth clothing access of leatheror of composition leather	6.112	35.367	98.264	554.311
4205001000	Oth articles of leather or ofcomposition leather, boot laces ; mats	2.659	39.889	30.911	520.738
4205002000	Oth articles of leather,industrial safety belt & harnesses	9.045	67.511	35.318	354.781
4205003000	Leather strings or cords for jewelry orfor personal adornment	29	19.276	266	63.748
4205004000	Oth articles of leather/of compositionleather of a kind used in machinery	27	53.965	1.576	776.031
4205009000	Oth articles of leather oth thanboot laces,safety belt & leather string	20.133	90.877	128.221	575.510
4206000000	Articles of gut of goldbeaters skinof bladders or of tendons	117	232	922	2.247
4301100000	Raw furkins of mink, whole, with orwithout head, tail or paws	0	25.825	0	40.997
4301300000	Raw furkins of lamb, the followingastrakhan,broadtail, caracul, persian	0	74	0	1.046
4301800000	Oth furskins, whole, with orwithout head, tail or paws	0	750	0	99.223
4302190000	Tanned or dressed furskins, oth thanof mink & of lamb	0	4.493	0	64.723
4302300000	Tanned or dressed furskins, whole skins& pieces or cuttings thereof assembled	0	1	0	15
4303100000	Articles of apparel, clothing accessof furskin	2.060	13.411	72.290	240.257
4303902000	Article for industrial purposes,oth than of furskin	0	371	0	1.330
4303909000	Oth than sport bag & article for industpurposes, oth than of furskin	447	448	4.790	4.840

I.3. IMPOR MENURUT KOMODITI / IMPORT BY HS COMMODITY
*****SEPTEMBER / SEPTEMBER 2009 *****

H S	Uraian Komoditi Commodity Description	Berat Bersih / Net Weight (Kg)		Nilai / Value C.I.F (US\$)	
		Bulan ini Current Month	Kumulatif Cum.Jan. to date	Bulan ini Current Month	Kumulatif Cum.Jan. to date
4304001000	Artificial fur	0	480	0	4.494
4304002000	Article for indust purposesof artificial fur	645	1.833	4.253	32.132
4304009100	Sport bags of artificial fur	0	6.830	0	19.425
4304009900	Artificial fur&articles thereof otharticle find purposes&sport bags	8.798	10.249	55.786	68.150
4401100000	Fuel wood,in logs,in billets,in twigsfaggots or in similar forms	187.369	1.706.692	45.927	622.847
4401210000	Coniferous, wood in chips or particles	0	5.009.131	0	442.449
4401220000	Non-coniferous	46.000	62.474	12.085	22.941
4401300000	Sawdust & wood waste & scrap,whetheror not agglomerat in logs,briquet,pellet	7.608	1.181.355	5.084	459.855
4402900000	Wood charcoal(including shell or nutcharcoal), of oth than bamboo	0	85.711	0	101.767
4403101000	Baulks, wood in the rough,treated withpaint,stains,creosote/oth preservatives	517	176.269	2.686	199.307
4403109000	Oth baulk,sawlog,pit-props,poles,pilestreated with paint	121.024	6.065.758	34.121	2.610.707
4403209010	Coniferous,oil damar, pulpwood	0	1.505	0	10.110
4403209090	Oth wood in the rough	139.562	772.569	60.601	190.504
4403411000	Baulks of dark red meranti, lightred meranti & meranti bakau	0	102.049	0	56.654
4403419090	Oth pulp,baulk,of dark red merantilight red meranti & meranti bakau	110.058	1.279.169	5.641	57.840
4403491000	Oth baulks of dark red meranti lightred meranti & meranti bakau	0	6.665	0	9.863
4403499010	Pulpwood of oth tropical wood	0	53.550	0	206.924
4403499090	Oth pulp,baulk,sawlog,pit props,poles of tropical wood	37.803	95.021	56.796	147.293
4403911000	Baulks, sawlogs and veneer logs of oak	182.280	2.403.252	57.974	839.633
4403919010	Pulpwood of oak	48.000	98.430	16.142	31.438
4403919090	Oth pulp,baulk,sawlog,pit props,polesof oak	1.484.590	10.039.915	490.778	3.592.684
4403921000	Baulks, sawlogs and veneer logsof beech	0	177.209	0	50.111
4403929090	Oth pulp,baulk,sawlog,pit props,pole ofbeech,oth thn pulpwood	0	258.610	0	136.476
4403991000	Baulks, oth meranti,beech,oak,tropical wood,ramin,keruing,kapur	24.730	113.173	68.182	280.216
4403999090	Oth pulp,baulk,sawlog,pit props,poles ofmeranti,tropic wood,ramin,keruing,kapur	201.903	2.629.145	31.805	381.699
4404200000	Hoopwood, split poles;piles, picket& the like of non coniferous	0	126.444	0	25.331
4405000000	Wood wool, wood flour.	55.013	835.272	17.493	548.609
4406100000	Railway or tramway sleepers(cross-ties)of wood not impregnated	11	12	635	655
4406900000	Railway or tramway sleepers(cross-ties)of wood impregnated	0	47.973	0	45.978
4407100010	Coniferous,planed of a thickness > 6mm	555.841	7.253.918	249.132	4.125.146
4407100020	Coniferous,sanded or end jointedthickness>6mm	111.880	263.925	63.443	242.482
4407100090	Coniferous,oth sanded or end jointed& planed, thickness>6mm	3.705.721	41.856.456	1.645.909	22.169.814
4407210010	Mahogany, planed, thickness>6mm	0	4.333	0	13.500
4407210020	Mahogany,sanded or end jointedthickness>6mm	0	22.640	0	34.633
4407210090	Mahogany,oth planed, sandedend jointed,thickness>6mm	69.498	174.629	25.148	127.278
4407220090	Virola,imbuia&balsa,oth planed, sandedor end jointed,thickness>6mm	0	472	0	607
4407251010	Dark meranti/light red meranti,planedthickness>6mm	0	920.432	0	959.161
4407251020	Dark meranti/light red meranti,sandedor end jointed,thickness>6mm	0	213	0	487
4407251090	Dark meranti/light red meranti, othplaned,sanded thickness>6mm	206.280	9.481.809	105.683	4.915.829
4407252090	Meranti bakau oth sanded endjointed&planed, thickness>6mm	0	5.906	0	10.363
4407260090	White lauan,meranti,seraya,yellowmeranti,alan,oth planed&sanded,thick>6mm	0	14.777	0	16.656
4407270090	Sapelli other planed, sanded orend jointed,thickness>6mm	0	1.495	0	3.705
4407280090	Iroko other planed, sanded orend jointed,thickness>6mm	13.789	197.853	16.542	221.195
4407291110	Wood, planed of jelutongthickness>6mm	0	22.178	0	16.473
4407293110	Kempas wood,planedthickness>6mm	0	966	0	2.300
4407293900	Kempas oth planed&sanded orend jointed, thickness>6mm	13.134	237.514	15.359	249.766
4407295900	Ramin wood, oth planed&sanded orend jointed,thickness>6mm	0	1	0	3.864
4407296120	Teak wood sanded or end-jointed,thickness>6mm	0	164.849	0	59.308
4407296900	Teak wood,oth planed&sanded orend jointed, thickness>6mm	152.882	1.054.249	221.201	1.378.188
4407297010	Balau wood, planedthickness>6mm	0	302	0	562
4407297090	Balau wood,oth planed&sanded orend jointed, thickness>6mm	0	146.929	0	289.524
4407298090	Mengkulang wood,oth planed&sandedor end jointed, thickness>6mm	0	5.858	0	4.556
4407299900	Oth tropical wood, oth sanded or endjointed&planed,thicknss>6mm	313.856	2.522.793	114.147	2.213.775
4407910010	Oth of oak wood, planedthickness>6mm	4.000	268.264	9.169	177.413
4407910020	Oth of oak wood, sanded or endjointed, thickness>6mm	0	80.484	0	123.166
4407910090	Oth of oak wood,oth planed&sandedor end jointed, thickness>6mm	1.246.813	10.216.924	853.781	7.194.812
4407920010	Oth of beech wood,planedthickness>6mm	0	31.794	0	35.229
4407920020	Oth of beech wood, sanded or endjointed, thickness>6mm	0	103.035	0	108.380
4407920090	Oth of beech wood,oth planed&sandedor end jointed, thickness>6mm	143.000	1.688.188	95.688	971.753
4407930010	Oth of maple wood,planedthickness>6mm	9.151	167.192	22.234	381.572
4407930020	Oth of maple wood, sanded or endjointed, thickness>6mm	0	775.100	0	604.481
4407930090	Oth of maple wood,oth planed&sandedor end jointed, thickness>6mm	861.470	2.963.955	253.457	1.854.513
4407940090	Oth of cherry wood,oth planed&sandedor end jointed, thickness>6mm	251.316	868.453	121.128	436.989
4407950010	Oth of ash wood,planedthickness>6mm	0	2.146	0	13.581
4407950020	Oth of ash wood, sanded or endjointed, thickness>6mm	0	8.285	0	12.767
4407950090	Oth of ash wood,oth planed&sandedor end jointed, thickness>6mm	107.257	621.087	130.707	1.110.058
4407990010	Oth wood sawn or chipped lengthwise,sliced or peeled, planed thickness>6mm	160.551	3.575.757	184.771	1.544.890
4407990020	Oth wood sawn or chipped lengthwise,sanded or end jointed thickness>6mm	66.651	244.401	80.400	273.854
4407990090	Oth wood sawn or chipped lengthwise,planed or sanded thickness>6mm	1.225.089	15.599.370	1.070.058	11.159.318
4408101000	Cedar wood slats prepared for pencilmanufact,radiata pinewood for blockboard	65.260	523.885	44.149	760.726
4408103000	Face veneer sheets, coniferous	183.505	1.621.964	203.046	1.255.732
4408109000	Coniferous,oth cedar wood slats,faceveneer sheets	106.872	1.717.425	97.181	1.825.131

I.3. IMPOR MENURUT KOMODITI / IMPORT BY HS COMMODITY
*****SEPTEMBER / SEPTEMBER 2009 *****

H S	Uraian Komoditi Commodity Description	Berat Bersih / Net Weight (Kg)		Nilai / Value C.I.F (US\$)	
		Bulan ini Current Month	Kumulatif Cum.Jan. to date	Bulan ini Current Month	Kumulatif Cum.Jan. to date
4408310000	Dark red meranti, light red meranti andmeranti bakau of the tropical wood	0	565.001	0	338.110
4408391000	Jelutong wood slats prepared forpencil manufact	0	138	0	3.559
4408399000	Oth jelutong wood and oth woodprepared for pencil manufact	69.610	1.685.875	99.307	2.761.116
4408900000	Oth sheets for veneering and of thertropical wood of thickness < 6 mm	653.714	4.470.949	1.234.535	7.359.654
4409100000	Coniferous wood cotin shaped	4.630	241.928	24.045	266.639
4409210000	Non coniferos wood cotin shapedof bamboo	13.107	107.348	10.047	91.677
4409290000	Oth non coniferous oth teak stripsfriezes for parquet flooring	155.897	582.491	84.123	719.151
4410110000	Particle board & similar board of wood	19.312.187	112.229.659	4.487.945	24.731.961
4410120000	Oriented strand & waferboard of wood	12.915	253.634	9.010	112.969
4410190000	Oth particle board,oriented strand board(osb) of wood	271.484	6.131.023	113.067	2.558.218
4410900000	Particle board & similar board ofother ligneous materias	335	1.715.806	3.572	683.560
4411120000	Medium density fibreboard (mdf)of a thickness < 5mm	2.305.844	18.588.600	878.665	7.130.348
4411130000	Medium density fibreboard (mdf)of a thickness > 5mm and < 9 mm	405.216	3.449.054	168.057	1.686.520
4411140000	Medium density fibreboard (mdf)of a thickness > 9 mm	5.139.516	26.028.812	1.914.364	9.939.941
4411920000	Oth fibreboard of a density >0.8g/cm3	62.306	4.378.151	116.740	2.491.034
4411930000	Oth fibreboard of 0,5g/cm<density<0,8g/cm3	2.385.409	9.275.634	746.911	3.314.180
4411940000	Oth fibreboard of a density <0,5g/cm3	139.785	1.710.038	47.629	617.543
4412100000	Plywood,veneered panel&similar laminated of bamboo	40.177	299.558	85.313	531.285
4412310000	Oth plywood,each thick.<6mm with atleast one outer ply of tropical wood	38.145	1.855.847	69.892	1.237.714
4412320000	Oth plywood,each thick.<6mm with atleast one outer ply of non coniferous	0	17.292	0	134.229
4412390000	Oth plywood consisting solely of sheetsof wood of each thick < 6 mm	1.455.901	12.573.197	710.206	6.917.811
4412940000	Oth plywood of blockboard,laminboardand battenboard	18.423	264.798	15.419	227.433
4412990000	Veneered panels&similar w/at least oneother wood	1.123.795	9.042.015	665.906	5.205.940
4413000000	Densified wood, in blocks,plates,stripsof profile shapes.	73.053	272.080	259.951	910.240
4414000000	Wooden frames for paintings, photo-graphs mirrors or similar objects.	9.482	216.227	20.904	386.975
4415100000	Cases, boxes, crates, drums & similarpackings; cable-drums	45.622	1.328.227	357.242	928.782
4415200000	Pallets,box pallets& other load boards;pallet collars	81.385	755.257	195.636	1.465.959
4416009000	Casks,barrels,vats,tubs&other coopersproducts & parts thereof, of wood	839	5.093	3.699	17.176
4417000000	Tools,tool bodies,tool handles,broom orbrush bodies & handles, of wood	91.185	880.179	260.674	2.255.271
4418100000	Windows,french-windows&their framesof wood	12	2.771	200	7.206
4418200000	Doors & their frames & thresholdsof wood	25.917	166.361	54.996	367.672
4418400000	Shuttering for concrete construal workof wood	0	387	0	864
4418500000	Shingles & shakes of wood	0	46.211	0	151.041
4418600000	Posts and beams of wood	0	23.654	0	28.340
4418710000	Assembled flooring panels for mosaicfloors of wood	0	104	0	687
4418720000	Assembled flooring panel for multilayerof wood	0	86.517	0	158.726
4418790000	Oth assembled flooring panels of wood	3.932	750.521	2.475	666.293
4418901000	Cellular wood panelscellular wood panels	0	8	0	1.828
4418909000	Other builders joinery & carpentryof wood	140.388	2.552.131	153.307	2.323.179
4419000000	Tableware and kitchenware, of wood.	18.039	107.386	21.124	132.715
4420100000	Statuettes & oth ornaments, of wood	3.643	26.637	31.846	133.544
4420901000	Wooden articles of furniture not fallingin chapter 94	8.487	63.882	16.274	154.008
4420909000	Oth wood marquetry and inlaid,casketand similar articles of wood	10.319	223.743	48.442	1.533.000
4421100000	Clothes hangers of wood	26.150	371.258	110.600	1.572.143
4421901000	Spools, cops & bobbins, sewing threadreels and the like of wood	1.916	8.678	15.199	60.279
4421902000	Match splints	742	2.108	306	18.152
4421903000	Wooden pegs or pins for footwear	4.084	25.211	6.728	32.558
4421904000	Candy-sticks, ice-cream sticks & iccream spoons	106.125	421.515	73.549	284.911
4421907000	Fans & handscreens, frames & handlesof wood	384	43.503	736	42.842
4421908000	Toothpicks of wood	44.288	339.829	29.070	222.637
4421909100	Horse and bullock gear of wood	532	1.075	245	4.730
4421909200	Prayer beads of wood	7.041	17.812	15.890	38.687
4421909900	Other wooden articles	79.811	419.456	216.013	1.447.288
4501100000	Natural cork, raw or simply prepared	4.111	7.215	32.439	52.410
4501900000	Waste cork; crushed, granulated orground cork.	997	7.597	9.469	39.828
4502000000	Natural cork,debarked or roughly squaredor in rectangular (includ square)blocks	1.647	19.727	5.141	69.633
4503100000	Corks and stoppers	205	17.224	400	53.117
4503900000	Other articles of natural cork.	8.838	84.690	10.178	106.380
4504100000	Blocks, plates, sheets & strip; tiles ofany shape; of agglomerated cork	3.992	31.474	33.141	203.524
4504900000	Other articles of agglomerated cork	19.559	220.829	52.006	539.237
4601210000	Mats, matting and screens of vegetablematerials of bamboo	59.357	229.728	84.663	211.448
4601220000	Mats, matting and screens of vegetablematerials of rattan	0	351	0	11.467
4601290000	Oth mats,matting & screens of vegetablevegetable of material	0	27.589	0	71.254
4601921000	Plaits and similar products of plaitingmaterial of bamboo	0	16.809	0	29.838
4601929000	Other products of bamboo	6.748	28.847	31.826	68.984
4601939000	Other products of rattan	0	102	0	84
4601941000	Plaits and similar products of plaitingmaterial of vegetable materials	0	125	0	2.010
4601949000	Other products of vegetable material	88	258	2.606	16.193
4601991000	Mats and matting of other material	104	7.255	889	37.470
4601992000	Plaits & similar products of plaitingof other material	0	24.755	0	85.962
4601999000	Screens of other material	1.954	40.019	11.301	85.879
4602110000	Basketwork, wickerwork & other articles,of vegetable material of bamboo	5.393	103.384	50.874	327.794

I.3. IMPOR MENURUT KOMODITI / IMPORT BY HS COMMODITY
*****SEPTEMBER / SEPTEMBER 2009 *****

H S	Uraian Komoditi Commodity Description	Berat Bersih / Net Weight (Kg)		Nilai / Value C.I.F (US\$)	
		Bulan ini Current Month	Kumulatif Cum.Jan. to date	Bulan ini Current Month	Kumulatif Cum.Jan. to date
4602120000	Basketwork, wickerwork & other articles,of vegetable material of rattan	0	47	0	171
4602190000	Basketwork, wickerwork & other articles,other vegetable material	7.452	19.172	36.120	65.848
4602900000	Basketwork, wickerwork & other articles,of other materials	1.750	21.618	13.479	94.316
4701000000	Mechanical wood pulp.	8.374.775	101.901.631	4.094.038	44.504.108
4702000000	Chemical wood pulp, dissolving grades.	29.969.153	153.353.458	24.293.114	117.664.354
4703110000	Chemical wood pulp, soda, oth than dissolving grades,unbleached,coniferous	1.051.213	18.577.672	577.026	9.836.608
4703210000	Chemical wood pulp, soda, oth than dissolving grades,bleached,coniferous	42.022.032	325.224.073	23.341.498	170.374.396
4703290000	Chemical wood pulp, soda, oth than dissolving grades,bleached,non coniferous	13.484.652	109.184.731	6.454.575	49.861.233
4704110000	Chemical wood pulp,sulphite,oth than dissolving grades,unbleached,coniferous	848.688	11.396.480	368.464	4.625.111
4704210000	Chemical wood pulp,sulphite,oth than dissolving grades,bleached,coniferous	2.373.669	10.370.221	1.398.179	6.757.119
4704290000	Chemical wood pulp,sulphite,oth than dissolving grades,bleached,non coniferous	4.452	74.365	10.555	132.946
4705000000	Wood pulp obtained by a combination ofrmechanical & chemical pulping processe:	6.565.638	42.108.580	2.897.970	18.180.340
4706100000	Cotton linters pulp	727.804	4.065.875	1.843.157	9.166.693
4706200000	Pulps of fibres derived from recovered(waste & scrap) paper or paperboard	0	139	0	2.885
4706300000	Pulps of fibres derived from recoveredof oth than bamboo	0	4.738	0	67.588
4706910000	Mechanical pulps of fibres derived fromrecovered paper or paperboard	350.546	1.738.789	234.429	1.045.518
4706920000	Chemical pulps of fibres derived fromrecovered paper or paperboard	108.805	1.285.466	332.184	3.514.706
4707100010	Unbleached kraft paper or paperboardfor paper making purposes	74.572.614	933.197.845	11.103.662	114.951.645
4707100090	Unbleached kraft paper or paperboardfor oth purposes	5.663	5.884	14.745	18.997
4707200010	Oth paper,bleached chemical pulp,notcolored, for paper making purposes	2.639.550	11.377.485	716.312	2.868.453
4707200090	Oth paper,bleached chemical pulp,notcolored, for oth purposes	191	5.845	2.216	13.521
4707300010	Paper made mainly of mechanical pulpfor paper making purposes	43.645.249	544.836.688	7.294.096	79.088.576
4707300090	Paper made mainly of mechanical pulpfor oth purposes	11.386	12.024	15.862	16.316
4707900010	Other paper, unsorted waste & scrap,for paper making purposes	6.231.276	138.180.979	868.160	12.849.197
4707900090	Other paper, unsorted waste & scrap,for oth purposes	197	18.381	3.207	41.322
4801001000	Newsprint, in rolls or sheets.weighing not more than 55 g/m2	515.770	1.575.893	262.093	820.139
4801009000	Newsprint, in rolls or sheets.weighing more than 55 g/m2	240.113	1.211.626	123.564	735.800
4802100000	Hand-made paper and paperboard	819	34.590	28.327	214.429
4802200000	Paper and paperboard of a kind used asfor photo sensitive,heat-sensitive	7.249	560.152	41.447	978.879
4802400000	Wallpaper base	267	185.853	3.643	558.337
4802541000	Paper,no fibres used in manufac gypsboard computercards,weight <40g/m	1.271	105.413	7.539	229.254
4802549010	Aluminium base paperweighing<20gm2 in rolls >15cm	38.272	436.453	115.651	434.631
4802549090	Oth carbonising base paperweighing<20gm2 in rolls >15cm	259.770	3.036.280	121.342	1.696.149
4802552100	Fancy paper and paperboard,in rolls of width of =< 15 cm	0	1.208	0	35.001
4802552900	Fancy paper and paperboard,other than in roll of with of >15cm	386	4.711	5.956	26.745
4802559000	Paper,no fibres, for other purpose40< weight <150 g/m,roll	2.163.919	9.231.790	2.281.996	8.887.006
4802562100	Fancy paper and paperboard,in rectangular =<36cm oth side =15cm	0	411	0	5.056
4802562900	Oth fancy paper & paperboard	343	2.298	418	8.463
4802569000	Paper,no fibres, for other purpose40< weight <150 g/m,sheet	1.925	1.030.728	5.887	851.653
4802570000	Other paper & paperboard, weight>40g/m2and =< 150g/m2	336.533	2.250.150	278.715	1.837.493
4802582100	Fancy paper and paperboard,in roll width<=15cm/in rectang sheet<36cm&othside	0	3.882	0	14.419
4802582900	Fancy paper and paperboard,oth in rollwidth<=15cm/in rectang sheet<36cm	700	121.831	2.436	164.398
4802589000	Oth paper,no fibres, for other purposeweight >150 g/m	665.402	6.743.685	514.707	4.076.947
4802611000	Paper, fibres>10%, aluminium paperpaper,in rolls	0	7.086	0	5.092
4802612000	Paper,fibres>10%, for banknotes,manufACof gypsumboard, in rolls	1.274	1.274	6.662	6.662
4802619000	Paper,fibres>10%,oth aluminium paper,banknotes,printing,writing,in rolls	563.683	3.752.476	429.065	3.303.071
4802621000	Paper, fibres, aluminium paper basein sheets with 435< one side <297mm	831	1.724	806	4.918
4802629000	Oth paper,fibres, for other purpose,in sheets with 435< one side <297mm	366	80.220	761	163.012
4802690000	Oth paper,fibres, for other not purpose,of fibres>10%, paper in roll	675.046	6.107.161	826.651	5.777.858
4803003000	Cellulosewadding not further worked thanbeing color,marble throughout the mass	1.702	34.407	10.694	141.384
4803009000	Oth cellulosa wading & tissue paper fortoilet/facial tissue stock&similar paper	200.012	1.620.644	404.135	3.490.718
4804111000	Kraftliner paper&paperboard,in rolls orsheets,unbleached	1.929	186.599	18.813	298.098
4804119000	Kraftliner paper&paperboard,in rolls orsheets,bleached	3.299.938	24.157.032	1.557.422	10.757.138
4804191000	Kraftliner paper&paperboard, oth thanof kind used in mnftre of gipsum boards	840	24.278	3.128	52.721
4804199000	Oth kraftliner paper&paperboard	1.144.581	9.641.211	633.894	5.064.490
4804211000	Sack kraft paper for making cement bagin rolls or sheets,unbleached	5.520.726	45.310.538	4.821.272	41.780.454
4804219100	Sack kraft paper for making cement bagin rolls or sheets,bleached	200.217	437.579	181.712	386.495
4804219900	Oth sack kraft paper for making cementbag in rolls or sheets,unbleached	234.219	1.943.723	204.734	1.505.384
4804291000	Composite papers, in rolls or sheets	34.711	261.132	12.355	162.530
4804299000	Oth composite papers, in rolls or sheets	444.940	2.683.328	682.376	2.215.093
4804311000	Elect grade insulating kraft paper,weighing 150 g/m,unbleached	1	72.948	1	1.027.569
4804313000	Wet strenght 40g to 60g, for plywoodadhesive tape,weigh 150g/m,unbleached	25.280	51.915	30.943	70.268
4804319000	Other kraft paper & wet strenghtweighing 150 g/m,unbleached	326.836	5.521.808	317.709	4.681.500
4804391000	Adhesive tape,40-60g,used in mnfact.weight <= 150g/m2,bleached	77.979	1.125.773	62.763	943.761
4804399000	Adhesive tape,40-60g,not used inmnfact.,weigh <= 150g/m2,bleached	152.179	1.280.615	174.144	1.446.878
4804411000	Elect grade insulating kraft paper,150<weighing< 225 g/m,unbleached	0	330.345	0	419.602
4804419000	Oth elect grade insulating kraft paper,150<weighing <225 g/m,unbleached	542.055	2.173.211	213.365	1.367.517
4804420000	Bleached uniformly throughout the mass&>95% wood fibres,150<weigh<225 g/m	20.309	876.390	48.939	1.609.999
4804490000	Other kraftpaper& paperboard150<weighing< 225 g/m	248.100	739.160	97.516	512.497
4804511000	Elect grade insulating kraft paper,pressboard weighing >600g/m,unbleached	2.100	21.149	4.800	16.533
4804519000	Oth wet strenght 40g to 60g,for plywoodadhesive tape,weigh>225g/m,unbleached	58.559	1.251.268	65.566	714.485
4804529000	Bleached oth of kind used in themnft of gypsum boards	0	88.991	0	34.332

I.3. IMPOR MENURUT KOMODITI / IMPORT BY HS COMMODITY
*****SEPTEMBER / SEPTEMBER 2009 *****

H S	Uraian Komoditi Commodity Description	Berat Bersih / Net Weight (Kg)		Nilai / Value C.I.F (US\$)	
		Bulan ini Current Month	Kumulatif Cum.Jan. to date	Bulan ini Current Month	Kumulatif Cum.Jan. to date
4804590000	Other kraftpaper& paperboardweighing 225 g/m or more	33.786	876.224	25.474	834.665
4805110000	Uncoated paper&paperboard,semichemicalfluting paper,rolls or sheets	656.675	7.872.211	233.667	3.285.785
4805129000	Uncoated paper&paperboard,oth semichemical,straw flutingpaper.rolls,sheets	141.601	267.676	152.562	285.900
4805191000	Uncoated paper&paperboard,oth flutingpaper	37.619	1.459.021	97.277	880.528
4805199000	Oth uncoated paper and paperboard,in rolls or sheets	1.450.821	8.968.978	577.913	3.187.481
4805240000	Uncoated paper&paperboard,testlinerweighing 150 g/m2 or less	848.092	4.785.957	311.266	1.404.116
4805251000	Uncoated paper&paperboard,testlinerweighing >= 150 g/m2	278.844	842.737	105.822	303.853
4805259000	Uncoated paper&paperboard,testlineroth of weighing >= 150 g/m2	1.183.921	4.632.212	489.126	1.908.606
4805301000	Paper,sulphite wrapping paper,colored match wrapping paper	56	10.508	92	10.699
4805309000	Paper,sulphite wrapping paper,oth colored match wrapping paper	40.627	120.342	47.196	178.330
4805400000	Filter paper and paperboard	318.895	2.262.544	1.032.064	7.495.925
4805500000	Felt paper and paperboard	353	7.211	2.308	53.183
4805911000	Paper used as packing of flat glassproduct, resin<0.6%.wg<150g/m	18	3.254	486	34.253
4805919000	Uncoated paper&paperboard,oth blotting,&joss paper,weighing150g/m or less	642.193	1.624.106	298.004	1.116.119
4805929000	Uncoated paper&paperboardof oth 150<weighing<225g/m	797.299	7.175.717	397.998	5.858.176
4805931000	Multi-ply paper and paperboardof weighing > 225g/m2	2.552	238.727	9.811	126.420
4805939000	Uncoated paper&paperboard,of other weighing > 225g/m2	536.958	3.244.371	276.768	2.432.260
4806100000	Vegetable parchment	55.735	602.150	152.635	1.409.297
4806200000	Greaseproof papers	59.191	640.545	111.938	994.348
4806300000	Tracing papers	33.530	148.919	62.907	328.391
4806400000	Glassine and other glazed transparentor translucent papers	362.973	4.558.079	502.910	8.481.825
4807000000	Composite paper and paperboard notsurface-coated or impregnated	1.411.508	8.214.154	925.095	4.775.923
4808100000	Corrugated paper&paperboard,whether ornot perforated,in rolls or sheets	1.186.151	3.895.683	456.497	1.989.727
4808200000	Sack kraftpaper,creped,crinkled,whether,not embossed or perforat,rolls or sheets	0	77.377	0	496.368
4808300000	Oth kraftpaper,creped or crinkle,whetheror not embossed or perforated	9.463	157.978	37.021	351.830
4808901000	Paper&paperboard,embossed paperfancypaper used printing,cover,lining	3.327	9.558	3.620	31.644
4808909000	Paper&paperboard,oth embossedfancypaper used printing,cover,lining	78.708	697.392	95.973	1.020.145
4809200000	Self-copy paper	304	86.081	6.939	179.714
4809900000	Other self-copy paper	149.349	1.025.746	252.097	1.991.298
4810134000	Paper&paperboard for photo,heat,elect.in rolls papers of width <15cm	0	16.365	0	57.645
4810135000	Paper&paperboard for photo,heat,elect.in rolls papers of oth width <15cm	6.657	69.253	23.968	127.861
4810139010	Banknotes paper, in rollsof a width <= 15 cm	119.779	530.374	1.589.648	6.890.941
4810139090	Oth coated writing and printing paperbanknotes paper,in rolls	2.004.656	13.120.022	1.717.647	12.468.853
4810145000	Paper&paperboard for photo,heat,elect.sensitive 297<one side<435mm,in sheets	61	64	867	943
4810146000	Paper&paperboard for photo,heat,elect.of width < 15cm	0	3.999	0	17.317
4810149090	Oth coated writing &printing paperbanknotes paper,in sheets	0	32.167	0	70.851
4810190010	Other Banknotes paper	331.859	1.160.079	3.166.909	11.343.339
4810190090	Oth banknotes paper,coated writing&printing paper, one side>435mm	55.918	1.201.197	125.368	4.380.107
4810223000	Paper&paperboard for photo,heat,elect.sensitive,light weight coated paper	6	181.587	7.460	195.805
4810224000	Paper&paperboard, oth in rollof a width 15cm<one side<36cm,unfolded	0	18	0	293
4810229000	Oth aluminium paper base, light-weightcoated paper	1.985.949	7.279.168	1.788.934	7.122.008
4810294000	Oth paper&paperboard for photo,heat,.elect oth light weight coated paper	0	356	0	1.743
4810295000	Oth paper&paperboard, oth in rollof a width 15cm<one side<36cm,unfolded	20.211	20.213	27.281	27.505
4810299000	Oth aluminium paper base and artpaper oth light weight coated paper	542.070	7.532.594	435.013	5.377.533
4810312000	Kraftpaper,for separate batery plate,width<=15cm,15cm<side>36cm,bleached	0	28	0	536
4810313000	Kraftpaper,for separate batery plate,width<=15cm,15cm<side>36cm,unbleached	0	7	0	255
4810319000	Kraft paper,paperboard, not for writing,printing, other grafic purp, <=150 g/m2	178.328	959.204	90.568	479.931
4810329000	Kraft paper,paperboard, not for writing,printing, other grafic purp, >150 g/m2	182.056	4.658.237	174.414	4.495.214
4810392000	Paper as interleaf mtrl in proc batteryroll < 15cm, rect < 15 x 36 cm2	12	7.270	214	63.212
4810393000	Oth kraft paper, roll < 15 cm, rectang< 15 x 36 cm2	1	1	378	378
4810399000	Kraft paper and paperboard in other size	99.470	286.706	86.604	303.904
4810921000	Gray backboard, multi ply	444.248	624.303	246.250	407.299
4810923000	Paper colored for computer card,oth multi ply	46.199	46.261	22.651	23.016
4810929000	Oth paper colored for computercard & gray backboard, multi ply	1.864.515	5.801.484	1.117.039	3.661.735
4810992000	Oth paper and paperboardof multi ply	8	8	3.886	3.886
4810999000	Oth paper colored for computer card,oth multi ply	1.275.899	3.534.242	766.428	3.331.854
4811101000	Tarred, bituminised/asphalted paper &paperboard, in roll <15cm, rect<15x36cm2	3.980	22.999	15.906	142.184
4811109000	Tarred, bituminised/asphalted paper &paperboard, in other size	161.110	1.123.866	183.875	1.945.687
4811411000	Gummed or adhesive paper&paperboard,self-adhesive	265.780	2.065.469	688.340	5.536.385
4811419000	Gummed or adhesive paper&paperboard,oth self-adhesive	338.573	4.045.908	807.698	8.880.538
4811491000	Oth gummed or adhesive paper&paperboardself-adhesive	14.685	146.233	49.271	518.639
4811499000	Oth gummed or adhesive paper&paperboardoth self-adhesive	129.196	2.565.768	208.868	4.026.037
4811511000	Paper coated,impregnated or coveredwith plastic, bleached,wg>150g/m	0	6.816	0	20.699
4811512000	Paper coated,impregnated or covereddoth in sheets 15<oneside<36cm unfolded	0	575	0	13.972
4811519000	Paper coated,impregnated or coveredwith plastic, unbleached,wg>150g/m	1.320.229	6.003.479	1.631.884	7.716.577
4811591000	Paper coated,impregnated or covereddoth for mnftre of papercup bottoms	30.224	256.644	157.255	1.738.859
4811592000	Oth paper coated,impregnated or coveredand with a lining of aluminium foil	1.183.026	9.207.822	4.086.551	27.411.680
4811593000	Oth paper coated,impregnated or covereddoth in sheets 15<oneside<36cm unfoldd	322	445	500	1.932
4811599000	Oth paper coated,impregnated or coveredwith plastic,oth bleached,wg>150g/m	770.369	3.676.523	1.911.190	9.541.499
4811601000	Paper coated,impregnated or coveredwith wax,paraffin,stearin,oil,glycerol	1.462	7.940	14.252	83.744
4811609000	Paper coated,impregnated or coveredwith oth wax,paraff,stearin,oil,glycerol	26.658	930.756	34.513	1.260.392
4811903000	Oth paper, paperboard,cellulose waddingweb of cell fibr roll<15cm,rect<15x36cm2	2	46.951	7	117.443

I.3. IMPOR MENURUT KOMODITI / IMPORT BY HS COMMODITY
*****SEPTEMBER / SEPTEMBER 2009 *****

HS	Uraian Komoditi Commodity Description	Berat Bersih / Net Weight (Kg)		Nilai / Value C.I.F (US\$)	
		Bulan ini Current Month	Kumulatif Cum.Jan. to date	Bulan ini Current Month	Kumulatif Cum.Jan. to date
4811909000	Oth paper, paperboard,cellulose waddingweb of cell fibres other size	606.424	6.974.015	1.825.778	18.406.527
4812000000	Filter blocks,slabs&plates,of paperpulp	20.756	94.512	93.800	495.822
4813100000	Cigarette paper,in the formof booklets or tubes	21.462	328.268	87.676	1.877.297
4813200000	Cigarette paper,in the form in rolls ofa width not exceeding 5 cm	254.595	2.035.976	937.757	8.901.288
4813900000	Cigarette paper,oth in the of booklets,tubes & in rolls	554.053	5.610.006	2.249.553	20.761.743
4814100000	Wallpaper&similar wall coverings,"ingrain" paper	0	1.232	0	11.884
4814200000	Wallpaper&similar wall coverings,the face side,with a grained,embossed,	86.962	838.742	230.997	1.662.075
4814900000	Wallpaper&similar wall coverings,oth with transparant protective plastics	101.760	1.771.515	176.855	4.038.558
4816200000	Self-copy paper (other than of 48.09)	0	123.284	0	172.394
4816900000	Other heat transfer paper & offsetplates of paper	841.459	2.851.130	411.558	3.402.171
4817100000	Envelopes	19.660	249.717	100.930	1.566.811
4817200000	Letter cards,plain postcards andcorrespondence cards	12.582	371.095	6.202	424.448
4817300000	Boxes,pouches,wallets & writingcompendiums,of paper or paperboard,	12.039	60.447	71.991	252.359
4818100000	Toilet paper	9.941	22.678	25.306	66.859
4818200000	Handkerchiefs,cleansing or faciaaltissues & towels	17.587	277.184	96.445	1.132.055
4818300000	Tablecloths and serviettes	4.940	46.501	31.069	298.182
4818401100	Napkins & napkin liners for babies &similar sanitary articles	575.010	6.622.194	1.379.933	15.691.523
4818401900	Oth napkins & napkin liners for babies &similar sanitary articles	424.310	66.725.943	1.208.487	20.586.296
4818402000	Sanitary towels,tampons & similararticles	1.101.492	12.254.878	3.874.645	41.720.864
4818500000	Articles of apparel & clothing,surgical face masks	7.836	28.508	41.581	129.170
4818900000	Oth articles of apparel & clothing,oth surgical face masks	124.023	1.117.594	357.414	3.269.568
4819100000	Cartons,boxes & cases, of corrugatedpaper or paperboard	1.104.461	8.016.525	1.816.453	16.708.101
4819200000	Boxes, of non corrugated paper &paperboard	1.022.355	11.128.064	3.203.374	36.795.292
4819300000	Sacks&bags,base of a width>40cmfor cement or fertizer packing	176.608	2.319.689	318.368	5.103.274
4819400000	Other sacks and bags, including cones	295.561	1.437.862	799.245	4.259.068
4819500000	Other packing containers,includ recordsleeves	172.396	1.894.063	789.791	9.643.183
4819600000	Box files,letter trays,storage boxes&similar articles,used in offices,shops	33.016	244.590	81.414	618.840
4820100000	Registers,account books,note books,receipt books,&similar articles	29.613	345.304	133.384	1.346.094
4820200000	Exercise books	28.853	212.362	26.267	339.964
4820300000	Binders(other than book covers),folders&file covers	1.314	86.306	7.379	217.672
4820400000	Manifold business forms& interleavedcarbon sets	4.577	19.997	19.729	78.464
4820500000	Albums for samples or for collections	4.273	82.390	19.206	209.781
4820900000	Other exercise book,binders,manifold,albums	21.578	496.827	91.756	1.125.808
4821101000	Printed,labels that form of packing forjewellery,small objects & the like	84.653	1.095.142	1.135.682	14.586.614
4821109000	Printed,oth labels that form of packingfor jewellery,small objects & the like	257.386	2.007.784	2.606.133	25.359.436
4821901000	Oth printed,labels that form of packingfor jewellery,small objects & the like	6.422	224.116	59.467	2.223.776
4821909000	Oth printed,oth label that form of packfor jewellery,small objects & the like	124.654	1.602.048	1.033.523	14.552.319
4822100000	Bobbins,spools,cops&similar of pulpof a kind used for winding textile yarn	8	25.378	140	70.469
4822900000	Bobbins,spools,cops&similar of pulpoth of a kind used for wind textile yarn	192.947	915.778	281.912	4.168.324
4823200000	Filter paper in rolls or sheets	217.939	1.902.915	1.015.929	10.154.119
4823401000	Cardiograph recording paper	28	1.909	2.782	62.279
4823409000	Oth paper for self recording for otherapparatus	17.678	518.965	187.518	2.967.682
4823610000	Trays,dishes,plates,cups&the like,ofpaper or paperboard of bamboo	105	347	316	736
4823690000	Trays,dishes,plates,cups&the like,ofpaper or paperboard of oth than bamboo	10.799	214.536	150.360	902.093
4823700000	Gaskets and washers,moulded orpressed artcles of paper pulp	46.578	310.233	114.971	760.371
4823901000	Other paper, cocooning frames forsilk-worms	8.056	101.293	69.892	640.619
4823902000	Sterilization indicators,not gummed,cocooning frames for silk-worms	39	23.678	192	137.851
4823903000	Cup stock board (l.e. polyethylene (pe))in rels of width of less than 10 cm	258	88.059	11.138	181.047
4823904000	Telegraph or teleprinter paper in stripor rolls	23	1.988	132	15.373
4823905000	Display cards for jewellery/for smallobjects of personal adornment	73	820	196	2.786
4823906000	Punched jacquard cards	0	6.173	0	17.740
4823907000	Fans&handsscreens,with paper mountsor leaves&frames of any materials	1.938	18.403	4.231	108.365
4823909000	Other,cut to size/shape,other than instrips, rolls or sheets	301.221	3.273.119	1.221.820	11.113.461
4901100000	Print books in official language of impctry for educations, in single sheet	4.010	1.024.141	2.798.925	16.704.017
4901910000	Dictionaries,wholly/essentially in theofficial language of the import country	6.964	51.429	61.389	325.360
4901991000	Oth educational,wholly/essential in theofficial language of the import country	58.205	760.611	208.107	3.659.601
4901999000	Oth educational,oth wholly/essential inofficial language of the import country	123.456	1.160.307	927.251	9.744.978
4902100000	Newspapers,journals & periodicalsappearing at least four times a week	0	19.543	0	57.774
4902900000	Oth newspapers, journals and periodicals	6.194	272.028	38.280	544.694
4903000000	Childrens picture,drawing or coloringbooks.	17.395	209.013	68.759	719.126
4904000000	Music,printed or in manuscript,whetheror not bound or illustrated.	391	11.183	7.885	181.292
4905100000	Maps&hydrographic or similar charts ofall kinds,globes	38	56.449	2.340	733.506
4905910000	Maps&hydrographic or similar charts ofall kinds,in book form	1	245	72	1.577
4905990000	Maps&hydrographic or similar charts ofall kinds,in other form	1.157	13.900	880	9.594
4906001000	Plans&drawings,including photographicreproduct&carbon copies of plans&drawinç	189	1.683	418	32.109
4906009000	Plans & drawings, being originals drawnby hand, hand-written texts	1.455	10.025	6.381	208.220
4907001000	Banknotes, being legal tender	0	6	0	6
4907002000	Unused postage stamps	0	3	0	3
4907004000	Stock,share/bond certificates&similardocuments of title; cheque forms	146	159	4.840	108.105
4907009000	Other banknotes,unused postage, revenue,stock,share & the like	2.979	9.742	49.806	1.603.151
4908100000	Transfers (decalcomanias), vitrifiable	10.888	196.872	566.816	3.772.370
4908900000	Oth than transfers (decalcomanias),vitrifiable	29.637	253.585	130.632	1.585.794

I.3. IMPOR MENURUT KOMODITI / IMPORT BY HS COMMODITY
*****SEPTEMBER / SEPTEMBER 2009 *****

H S	Uraian Komoditi Commodity Description	Berat Bersih / Net Weight (Kg)		Nilai / Value C.I.F (US\$)	
		Bulan ini Current Month	Kumulatif Cum.Jan. to date	Bulan ini Current Month	Kumulatif Cum.Jan. to date
4909000000	Printed/illustrated postcards, cardgreetings, messages/the like	177	6.664	709	64.899
4910000000	Calendars of any kind,printed,includingcalendar blocks.	2.634	49.439	5.374	72.880
4911100000	Trade advertising material, commercialcatalogues & the like	19.251	833.484	178.884	3.082.318
4911912000	Printedmatter,wall pictures&diagram forinstruct purposes;designs&photograph	127	3.315	502	16.666
4911913000	Printed matter,oth printed picturesand photographs	1.308	45.207	1.939	107.063
4911919000	Printed matter,oth anatomical&botanicaldiagram & wall picture	1.838	36.548	28.722	306.151
4911991000	Printed card for jewellery,small objectperson adornment,carried in the pocket	2.224	29.892	30.955	276.606
4911992000	Printed stickers for explosives	9	942	25	2.283
4911999000	Oth printed matter, oth printed sticker& printed card	30.775	231.654	373.602	2.183.488
5001000000	Silkworm cocoons suitable for reeling.	31	314.751	189	2.290.321
5002000000	Raw silk (not thrown).	17.402	33.738	91.990	157.451
5003000000	Silk waste (incl. cocoons unsuitablefor reeling, yarn waste&garneted stock).	0	1.723	0	13.855
5004000000	Silk yarn(oth than yarn spun fromsilk waste) not put up for retail sale.	15.842	181.431	64.884	565.522
5005000000	Yarn spun from silk waste,not put upfor retail sale.	9.150	20.471	70.120	252.016
5006000000	Silk yarn & yarn spun from silk waste,put up for retail sale;silk-worm gut.	32.800	42.016	43.667	121.279
5007100010	Fabrics of noil silk,bleached/unbleached	23	5.858	963	160.641
5007100090	Fabrics of noil silk, oth than bleached/unbleached	601	9.815	8.844	187.660
5007200010	Oth fabrics,silk/silk waste >85%,oth than noil silk,bleached/unbleached	14.461	121.935	122.027	877.756
5007200090	Oth fabrics,silk/silk waste >85%,oth than noil silk,oth bleach/unbleach	344	9.033	785	53.786
5007900010	Oth fabrics,silk/silk waste < 85%,oth than noil silk,bleached/unbleached	2	4.421	23	105.907
5007900090	Oth fabrics,silk/silk waste < 85%,oth than noil silk,oth bleach/unbleach	2.741	18.845	31.037	232.116
5101110000	Shorn wool, not carded/combed,greasy, including fleece-washed wool	170	34.037	1.559	85.489
5101190000	Oth shorn wool, not carded/combed,greasy, including fleece-washed wool	17.630	29.427	42.935	148.421
5101210000	Shorn wool, not carded/combed,degreased, not carbonised	0	517	0	7.951
5101290000	Oth shorn wool, not carded/combed,degreased, not carbonised	39.443	315.296	107.237	863.913
5102110000	Fine animal hair,not carded/combedof kashmir (cashmere) goats	0	19.948	0	35.404
5102200000	Coarse animal hair,not carded/combed	0	191	0	12.276
5103200000	Oth waste of wool/of fine animal hairincl yarnwaste but excl garnettstock	0	12.461	0	92.694
5104000000	Garnetted stock of wool/of fine/coarse animal hair.	0	8	0	325
5105100000	Carded wool	34.694	63.900	98.605	247.289
5105290000	Combed wool not in fragments	96.137	671.910	649.374	4.264.780
5105310000	Fine animal of kashmir (cashmere)goats	167	167	20.233	20.233
5106100000	Yarn,carded, wool > 85% by weightnot put up for retail sale	9.448	68.497	80.486	800.750
5106200000	Yarn,carded, wool < 85% by weightnot put up for retail sale	38.320	303.018	274.579	2.935.667
5107100000	Yarn,combed, wool > 85% by weightnot put up for retail sale	0	43.462	0	455.866
5107200000	Yarn,combed, wool < 85% by weightnot put up for retail sale	0	55.068	0	369.303
5108100000	Yarn of fine animal hair not put upfor retail sale., carded	0	411	0	4.265
5108200000	Yarn of fine animal hair not put upfor retail sale., combed	0	72	0	2.399
5109100000	Yarn,wool/animal hair > 85%, for retailsale	0	2.131	0	119.213
5109900000	Yarn,wool/animal hair < 85%, for retailsale	22.312	24.499	67.564	88.238
5110000000	Yarn,coarse animal hair/of horsehairwether not put up for retail sale	0	13.107	0	62.436
5111110000	Woven fabric,carded,wool/animal hair>85%, weight < 300 g/m	31.094	200.583	485.344	5.493.326
5111190000	Woven fabric,carded,wool/animal hair>85%, weight > 300 g/m	15	21.263	425	222.025
5111200000	Woven fabric,carded, wool/animal hairmix. mainly w/made filament	304	15.784	5.084	320.295
5111300000	Woven fabric,carded, wool/animal hairmix. mainly w/made stapel	51.191	206.005	535.524	2.128.198
5111900000	Woven fabric,carded, wool/animal hairoth mixed	5.035	18.315	62.698	249.433
5112110000	Woven fabrics,combed wool/animal hair>85%, weight < 200 g/m	2.451	118.054	78.095	3.175.341
5112190000	Woven fabrics,combed wool/animal hair>85%, oth weight > 200 g/m	31.473	479.365	809.800	12.249.265
5112200000	Woven fabrics,combed wool/animal hairmix. mainly w/made filament	127	50.624	3.425	868.548
5112300000	Woven fabrics,combed wool/animal hairmix. mainly w/made stapel	3.435	72.728	66.502	1.234.191
5112900000	Woven fabrics,combed wool/animal hairoth mixed	17.630	87.000	179.942	1.234.765
5113000000	Woven fabrics of coarse animal hair/of horsehair	0	16.102	0	127.629
5201000000	Cotton, not carded/combed.	37.207.277	401.973.943	49.447.645	532.356.613
5202100000	Cotton waste,yarn waste	80.482	900.018	119.368	1.302.117
5202910000	Cotton waste,garnetted stock	52	200	5.209	19.669
5202990000	Oth yarn waste & garnetted stock	317.589	1.423.623	279.459	1.358.165
5203000000	Cotton, carded/combed.	24.497	1.045.366	177.023	12.621.534
5204110000	Cotton sewing thread,not for salecont 85%/more by weight of cotton	71.089	498.189	127.574	1.498.346
5204190000	Cotton sewing thread,not for retail saleoth cont 85%/more of cotton	32.709	529.666	245.340	3.235.909
5204200000	Cotton sewing thread, for retail sale	452	46.628	5.364	83.346
5205110000	Single yarn,of uncombed fibres measur714.29 decitex/more, cotton>85%	431.625	5.862.274	1.008.311	11.730.099
5205120000	Single yarn,of uncombed fibres232<measuring<714.29dec,cotton>85%	394.557	4.878.461	726.959	8.618.745
5205130000	Single yarn,of uncombed fibres192.31<measuring<232.56 dec,cotton>85%	0	18.570	0	44.193
5205140000	Single yarn,of uncombed fibres125<measuring<192.31dec,cotton>85%	13.908	540.979	78.087	2.708.540
5205150000	Single yarn,of uncombed fibres measuring<125dec (>80metric number),cotton>85	0	1.003	0	6.280
5205210000	Single yarn,of combed fibresmeasuring 714.29dec/more,cotton>85%	56.880	1.112.809	117.177	2.710.943
5205220000	Single yarn,of combed fibres232.56<measuring<714.29dec,cotton>85%	43.310	1.687.998	80.791	2.540.548
5205230000	Single yarn,of combed fibres192.31<measuring<232.56dec,cotton>85%	39.818	217.851	106.930	625.042
5205240000	Single yarn,of combed fibres125<measuring<192.31dec,cotton>85%	133.386	603.536	409.458	1.907.029
5205260000	Single yarn,of combed fibres106.38<measuring<125dec,cotton>85%	17.328	22.691	53.756	71.106
5205280000	Single yarn,of combed fibres measuring<83.33 decitex (>120metric),cotton>85%	0	17.237	0	49.375
5205310000	Cable yarn,of uncombed fibres persingle yarn 14.29dec/more,cott>85%	54.130	109.134	125.140	382.782

I.3. IMPOR MENURUT KOMODITI / IMPORT BY HS COMMODITY
*****SEPTEMBER / SEPTEMBER 2009 *****

HS	Uraian Komoditi Commodity Description	Berat Bersih / Net Weight (Kg)		Nilai / Value C.I.F (US\$)	
		Bulan ini Current Month	Kumulatif Cum.Jan. to date	Bulan ini Current Month	Kumulatif Cum.Jan. to date
5205320000	Cable yarn,of uncombed fibres persingleyarn 232.56<measur<714.29,cott>85%	46.996	513.964	171.301	1.881.040
5205350000	Cable yarn,of uncombed fibres persingle yarn<125 (>80 metric), cotton>85%	7.102	44.452	35.779	234.604
5205410000	Cable yarn,of combed per single yarn714.29 decitex/more(<14metric),cott>85%	66	37.930	714	137.388
5205420000	Cable yarn,of combed per single yarn232.56<measuring<714.29dec,cotton>85%	3.409	236.109	8.913	760.333
5205430000	Cable yarn,of combed per single yarn192.31<measuring<232.56dec,cotton>85%	550	10.313	2.280	37.840
5205440000	Cable yarn,of combed per single yarn125<measuring<192.31dec,cotton>85%	30.584	145.567	266.897	1.918.149
5205470000	Cable yarn,of combed per single yarn83.33<measuring<106,38dec,cotton>85%	1.545	23.633	20.099	180.617
5205480000	Cable yarn,of combed per single yarn<83,33decitex(>120metric),cotton>85%	0	26.523	0	192.024
5206110000	Single yarn of uncombed fibres, 714,29or more (<14 metric),cotton<85%	27.099	262.781	101.147	1.060.593
5206120000	Single yarn of uncombed fibres,232<measuring<714.29dec,cotton<85%	0	348.123	0	544.849
5206130000	Single yarn of uncombed fibres,192.31<measuring<232.56dec,cotton<85%	0	67	0	1.061
5206140000	Single yarn of uncombed fibres,125<measuring<192.31dec,cotton<85%	4.701	10.120	25.387	61.409
5206150000	Single yarn of uncombed fibres,<125dec(exeeding 80 metric),cotton<85%	0	966	0	2.608
5206210000	Single yarn, of combed fibres,measure>714.29(not>14 metric),cott<85%	28	18.984	539	27.372
5206220000	Single yarn, of combed fibres,232.56<measure<714.29 dec,cotton<85%	20.088	33.951	34.865	118.975
5206230000	Single yarn, of combed fibres,192.31<measuring<232.56dec,cotton<85%	0	265.762	0	602.516
5206240000	Single yarn, of combed fibres125<mesuring<192.31 dec	0	9.658	0	64.647
5206250000	Single yarn,of combed fibres measuring<125 decitex (> 80 metric number)	0	10	0	1.168
5206310000	Cabled yarn,of uncombed measuringper single yarn > 714.29 decitex	0	264	0	7.583
5206320000	Cabledyarn,of uncombed persingle yarn232.56<measuring<714.29dec	133	39.520	1.067	238.993
5206350000	Cabled yarn,of uncombed measuringper single yarn(>= 80 metric number)	0	15.683	0	138.078
5206410000	Cable yarn,of combed fibres measuringper single yarn 714.29 decitex/more	0	4.466	0	24.246
5206420000	Cable yarn,of combed fibres persingleyarn 232.56<measuring<714,29 decitex	39	25.734	416	355.748
5206430000	Cable yarn,of combed fibres persingleyarn 192.31<measuring< 232.56decitex	8.803	8.803	76.904	76.904
5206450000	Cable yarn,of combed fibres measuringper single yarn<125decitex (>80 metric)	0	242	0	5.897
5207100000	Cotton yarn(oth than sewing thread) putcont 85%/more by weight of cotton	6.114	333.666	16.041	697.093
5207900000	Cotton yarn sewing thread put upcont 85%/more by weight of cotton	35.144	398.880	143.419	1.543.998
5208110000	Unbleached plain weave, weight >=85% ofcotton, weighing <= 100 g/m	292.208	3.421.256	1.497.644	21.256.339
5208120000	Unbleached plain weave >=85% of cotton,weighing > 100 g/m	156.215	1.184.586	1.029.330	5.958.242
5208130000	Unbleached 3-thread/4-thread twill,incl. cross twill >=85% of cotton	21.985	183.516	556.065	3.516.037
5208190000	Other unbleached fabrics>=85% of cottonweighing <= 200 g/m	375.785	3.682.066	2.253.583	24.010.109
5208210000	Absorbent fabric bleached for surgicaluse, cotton >=85%, weighing <=200 g/m	29.982	898.130	190.223	5.726.921
5208220000	Bleached plain weave, weighing > 100g/m	37.437	208.104	249.940	2.024.601
5208230000	Bleached 3-thread/4-thread twill, inccross twill >=85% of cotton	5.096	506.856	21.823	3.202.185
5208290000	Other bleached fabrics >85% of cottonweighing <= 200 g/m	75.689	3.360.045	889.943	25.789.348
5208310010	Plain weave dyed; voile/chemi voileweighing < 100 g/m	783	404.200	10.112	3.200.674
5208310020	Cambrics dyed weighing < 100 m/gweighing < 100 g/m	172	231.750	874	1.946.912
5208310030	Other garments matter weighing < 100 m/g	30.493	92.640	174.415	659.228
5208310090	Other dyed fabrics weighing < 100 m/g	174.687	2.088.490	1.140.936	11.478.926
5208320000	Plain weave dyed, weighing > 100 g/m	165.845	2.406.423	1.484.300	24.250.701
5208330000	3-thread/4-thread twill dyed,including twill	13.214	294.563	152.512	2.517.882
5208390000	Other dyed fabrics >85% weighing < 200 m	204.634	1.555.506	1.316.592	10.491.760
5208410010	String fabrics plain weave of differentcolor , weight <= 100 m/g	741	12.866	24.936	194.663
5208410090	Other plain weave of different color,weight <= 100 m/g	13.447	107.737	198.181	1.171.717
5208420010	String fabrics of different colorweighing > 100 g/m	439.297	1.261.694	2.797.437	11.910.950
5208420090	Plain weave other than string fabrics ofcolor, weighing > 100 g/m	142.698	2.560.099	1.493.129	31.629.292
5208430000	Diff. colour,3 or 4-thread twill, wovenfabric, 85% cotton,weight>200g/m2	16.910	83.909	137.518	653.597
5208490000	Other fabrics of different color	7.849	137.891	66.483	1.384.019
5208510000	Plain weave printed of different color,<= 100 m/g	39.325	230.922	298.068	2.701.389
5208520000	Plain weave printed of different color,> 100 m/g	13.364	299.562	104.710	2.644.219
5208590000	Other fabrics printed of differentcolor	6.182	529.085	37.762	4.459.650
5209110000	Plain weave unbleached cont.>=85% ofcotton, weight >200 g/m	9.468	400.055	67.040	3.278.904
5209120000	3-thread/4-thread twill unbleached,cont.85% of cotton, weight > g/m	791	36.508	8.216	252.954
5209190000	Other fabrics unbleached cont.85% ofcotton, weight > 200 g/m	317.693	3.813.134	3.256.767	37.138.773
5209210000	Plain weave unbleached , cont.85% ofcotton, weight > 200 g/m	1.565	22.914	7.882	176.539
5209220000	Bleached, 3 or 4-thread twill, wovenfabric, 85% cotton,weight>200g/m2	1.644	25.904	8.248	216.894
5209290000	Other fabrics unbleached. cont.85% ofcotton, weight>200 g/m	212.084	2.705.584	1.452.268	19.004.312
5209310000	Plain weave dyed, cont.85% of cotton,weight > 200 g/m	302.797	1.636.291	1.980.339	11.679.742
5209320000	Dyed, 3 or 4-thread twill, incl. twillcont.85% of cotton, weight>200g/m	152.490	1.421.128	1.235.350	11.140.481
5209390000	Other fabrics dyed, cont.85% of cottonweight > 200 g/m	327.339	2.146.201	2.540.632	15.700.125
5209410000	Plain weave of yarns of diff color,cont 85% of cotton, wght>200 g/m	9.968	169.265	60.833	1.508.409
5209420000	Denim of yarns diff color, cotton>85%,weight > 200 g/m	421.772	3.405.669	2.120.393	15.692.525
5209430000	Oth fabrics of 3-thread /4-threadcont 85% of cotton, wght>200 g/m	12.138	140.946	10.720	614.243
5209490000	Other fabrics of yarns diff colorscont 85% of cotton, wght>200 g/m	229.806	2.905.385	1.650.720	21.614.596
5209510000	Printed plain weave, cont.85% of cottonweight > 200 g/m	0	26.612	0	302.098
5209520000	Oth.thn plain weave 3 or 4-thread twill,printed, 85% of cotton, wght>200 g/m	2.500	62.550	34.643	500.512
5209590000	Other printed fabric cont.85% of cottonweight > 200 g/m	65.229	482.382	312.415	3.170.663
5210110000	Unbleached plain weave, cont. <85% ofcotton, mixed with m-m-f weight<=200g/m	565.449	3.722.169	2.853.346	19.418.227
5210190000	Oth unbleached fabrics, cont.<85%mixed with m-m-f weight<=200g/m	225.844	2.495.492	1.211.145	12.857.908
5210210000	Bleached plain weave cont.<85% ofcotton, mixed with m-m-f weight<=200g/m	15.699	59.659	134.992	835.315
5210290000	Oth bleached fabrics, cont.<85% ofcotton, mixed with m-m-f weight<=200g/m	44.575	215.696	331.197	1.931.984
5210310000	Dyed plain weave cont. <85% ofcotton, mixed with mmf weight<=200g/m	119.737	1.464.070	1.033.113	14.266.553

I.3. IMPOR MENURUT KOMODITI / IMPORT BY HS COMMODITY
*****SEPTEMBER / SEPTEMBER 2009 *****

H S	Uraian Komoditi Commodity Description	Berat Bersih / Net Weight (Kg)		Nilai / Value C.I.F (US\$)	
		Bulan ini Current Month	Kumulatif Cum.Jan. to date	Bulan ini Current Month	Kumulatif Cum.Jan. to date
5210320000	3-thrd/4-thrd twill, incl.twill<85%of cotton, mix w/m-m-f weight<=200g/m	8.888	45.022	73.369	362.033
5210390000	Other dyed fabrics cont. <85% ofcotton, mixed with m-m-f weight<=200g/m	11.342	228.496	96.162	2.887.164
5210410010	String fabrics of yarns of diff color<85%of cotton, with mmf weight<=200g/m	237	30.082	3.930	446.411
5210410090	Plain weave other than string fabrics<85%of cotton, with mmf weight<=200g/m	5.399	184.360	35.625	1.684.765
5210490000	Oth fabrics of diff color cont.<85% ofcotton, mixed with mmf weight<=200g/m	106.872	2.028.338	440.611	7.007.480
5210510000	Printed plain weave cont.<85% ofcotton,mixed with mmf weight<=200g/m	278	19.511	5.016	108.304
5210590000	Other printed fabrics cont.85% ofcotton, mixed with mmf weight<=200g/m	79.743	368.800	494.939	2.284.605
5211110000	Unbleached plain weave, cont. <85% ofcotton, mixed with m-m-f weight>200g/m	3.715	111.009	43.403	1.122.843
5211120000	3-thread/4-thread twill unbleachd,inctwill<85% of cotton w/mmf weight>200g/m	614	86.460	6.002	667.433
5211190000	Oth unbleached fabrics, cont.<85%mixed with m-m-f weight>200g/m	135.445	1.097.652	750.812	8.584.104
5211200000	Bleached plain weave cont.<85% ofcotton, mixed with m-m-f weight>200g/m	119.694	1.013.721	815.807	6.715.527
5211310000	Dyed plain weave cont. <85% ofcotton, mixed with m-m-f weight>200g/m	76.459	604.518	475.855	4.379.179
5211320000	3-thrd/4-thrd twill, incl.twill<85%of cotton, mix w/m-m-f weight>200g/m	0	10.939	0	115.764
5211390000	Other dyed fabrics cont. <85% ofcotton, mixed with m-m-f weight>200g/m	48.599	1.155.032	330.415	8.040.146
5211410010	String fbrcs of yarn of diff color<85%of cotton, mixed with mmf weight>200g/m	0	1.676	0	39.143
5211410090	Yarns of diff clour oth than string fab<85% of cotton, mxd w/mmf>200 g/m	21.423	54.974	32.176	308.891
5211420000	Denim of yarns diff color, cotton<85%,mix wth man-made fibr weight>200g/m	184.839	2.676.826	323.042	5.047.737
5211490000	Oth fabrics of diff color cont.<85% ofcotton, mixed with mmf weight>200g/m	108	16.194	607	146.557
5211510000	Printed plain weave cont.<85% ofcotton, mixed with mmf weight>200g/m	0	142.933	0	212.932
5211520000	3-thre/4-thread twill,incl.twill<85%of cotton, mixed with mmf weight>200g/m	0	19.611	0	166.167
5211590000	Othr printed fabrics cont.<85% ofcotton, mixed with mmf weight>200g/m	1.795	76.676	18.427	647.737
5212110000	Unbleached woven fabrics of cottonweight <=200 g/m	326	52.700	4.531	415.393
5212120000	Bleached woven fabrics of cottonweight <=200 g/m	13.363	715.240	97.484	4.194.424
5212130000	Dyed woven fabrics of cottonweight <=200 g/m	6.546	69.642	82.599	665.274
5212140000	Woven fabrics of cotton of yarns ofdifferent color weight <=200 g/m	174.870	942.623	1.084.504	6.043.887
5212150000	Printed woven fabrics of cottonweight <=200 g/m	0	33.437	0	335.691
5212210000	Unbleached woven fabrics of cottonweight > 200 g/m	421	711	1.165	3.037
5212220000	Bleached woven fabrics of cottonweight > 200 g/m	4.823	15.628	71.929	208.660
5212230000	Dyed woven fabrics of cottonweight > 200 g/m	0	29.034	0	269.682
5212240000	Woven fabrics of cotton of yarns ofdifferent color weight > 200 g/m	0	17	0	981
5212250000	Printed woven fabrics of cottonweight > 200 g/m	5	74.125	53	763.232
5301100000	Flax, raw/retted-flax, raw/retted	443	9.859	5.173	66.591
5301290000	Other flax, raw/processed but notspun; fax waste	3	4	400	456
5301300000	Flax tow & waste raw/processedbut not spun	0	2.324	0	10.815
5302900000	Other hemp raw and processed butnot spun	0	142	0	1.689
5303100000	Jute & oth textile bast fibres, raw/retted	228.931	1.868.567	219.833	1.060.664
5303900000	Jute & oth textile bast fibres,processed but not spun	219	1.355	2.806	32.323
5305000011	Raw coir coconut fibres	0	50	0	1.040
5305000021	Raw abaca fibres	14.550	207.224	17.280	202.108
5305000029	Abaca fibres processed	0	82	0	51
5305000090	Oth than coconut, abaca, ramiertextile fibres	107.673	671.990	89.118	591.809
5306100000	Single flax yarn	0	65.118	0	205.066
5306200000	Multiple (folded)/cabled flax yarn	0	1.157	0	7.470
5307100000	Single yarn of jute/of oth textilebast fibres of heading 53.03.	8	202.721	77	196.850
5307200000	Multiple (folded)/cabled of jute/oth fibres bast fibres of heading 53.03.	232.663	4.836.059	192.149	3.339.682
5308100000	Coir yarn of ther textile bast fibres of5303	0	17.987	0	140.242
5308200000	True hemp yarn of other textile basfibres of head 5303	0	1.050	0	19.608
5308901000	Paper yarn	6.606	50.332	24.436	180.885
5308909000	Other paper yarn	25.284	182.959	31.588	244.057
5309110000	Unbleached/bleached woven fabricsof flax cont.>=85% of weight of flax	0	43.708	0	686.815
5309190000	Other woven fabrics of flax cont.>=85%of weight of flax	30.335	518.629	421.369	6.924.869
5309210000	Unbleached/bleached woven fabricsof flax cont.<85% of weight of flax	1.237	24.801	24.462	155.221
5309290000	Other woven fabrics of flax cont.<85%of weight of flax	9.922	236.367	103.757	2.623.135
5310100010	Unbleached plain woven fabrics of othertextile bast fibres of head 5303	65.956	380.328	73.558	459.594
5310100090	Bleached plain woven fabrics of othertextile bast fibres of head 5303	1	869	248	10.347
5310900000	Other woven fabrics of jute/of othrbast fibres of heading 53.03.	174	5.305	4.372	44.507
5311000000	Woven fabrics of oth vegetable textilefibres; woven fabrics of paper yarn.	22.343	246.070	128.222	1.301.908
5401100000	Sewing thread of man-made flmentof synthetic filaments	194.589	4.252.223	572.518	11.573.868
5401200000	Sewing thread of artificial flmntfor retail sale	1.308	79.593	5.357	268.687
5402110000	High tenacity yarn of nylon/otherpolyamide of aramids	37.158	354.069	252.907	4.095.757
5402190000	High tenacity yarn of nylon/otherpolyamide of oth aramids	627.769	3.333.469	2.553.876	12.643.733
5402200000	High tenacity yarn of polyesters	847.019	4.598.914	1.877.137	10.912.001
5402310000	Textured yarn of nylon/oth polyamidesmeasuring single yarn <= 50 tex	263.863	1.469.682	1.529.346	12.137.645
5402320000	Textured yarn of nylon/other poly-amides, measuring single yarn <= 50 tex	45.051	479.767	102.643	1.186.902
5402330000	Textured yarn of polyesters	340.918	8.255.742	1.261.062	30.267.197
5402340000	Textured yarn of polypropylenesynthetic filament	52.126	175.977	82.478	288.727
5402390000	Other texture synthetic filament yarn	29.786	1.184.806	169.490	3.174.995
5402440000	Oth yarn, single, of elastomeric<=50 turns/m	214.104	2.015.127	2.013.222	14.108.223
5402450000	Oth yarn, single, oth, of nylonor oth polyamides, <=50 turns/m	269.058	2.167.839	1.063.297	6.971.291
5402460000	Oth yarn, single, oth, of polyesters,partially oriented, <=50 turns/m	369.892	3.546.535	755.595	5.048.544
5402470000	Oth yarn, single, of oth polyestersfor mdical/srgical use, <=50 turns/mtr	298.221	7.580.240	687.686	12.073.500
5402480000	Oth yarn, single, oth, ofpolypropylene, <=50 turns/m	35.060	410.082	39.872	422.996

I.3. IMPOR MENURUT KOMODITI / IMPORT BY HS COMMODITY
*****SEPTEMBER / SEPTEMBER 2009 *****

H S	Uraian Komoditi Commodity Description	Berat Bersih / Net Weight (Kg)		Nilai / Value C.I.F (US\$)	
		Bulan ini Current Month	Kumulatif Cum.Jan. to date	Bulan ini Current Month	Kumulatif Cum.Jan. to date
5402490000	Oth yarn, single, oth thn, of elast,nylon,polyeste,polypropylene,<=50 trn/mt	148.778	1.509.293	775.660	7.009.718
5402510000	Oth yarn, single,twist,of nylon/oth polyamides, > 50 turns/m	12.504	114.214	34.039	224.249
5402520000	Oth yarn,single,twist, of polyester> 50 turns/mtr	10.827	494.248	21.738	986.629
5402590000	Oth yarn,single,twist,oth th of nylonor oth plyamide&polyester,>=50 trn/mtr	1	14.229	356	93.990
5402610000	Oth yarn of nylon/oth polyamides,multiple/cable	3.103	497.464	10.531	608.797
5402620000	Other yarn of polyester,multiple/cable	49.246	934.542	227.444	2.879.203
5402690000	Oth yarn,multiple/cable,oth thnof nylon/oth polyamides&polyester	18.985	717.933	25.214	1.707.167
5403100000	High tenacity yarn of viscose rayon	12.669	233.584	91.872	759.588
5403310000	Other single yarn of viscose rayon, untwisted/with a twist <120 turns/m	78.828	627.788	241.312	1.840.062
5403320000	Other single yarn of viscose rayon, withtwist exceeding 120 turns/m	0	23.121	0	78.233
5403330000	Other single yarn of cellulose acetate	389	21.382	29.519	224.166
5403390000	Other single yarn	38.292	904.693	137.662	3.401.655
5403410000	Other multiple (folded)/cable yarn ofyarn of viscose rayon	27.413	782.881	56.263	2.521.847
5403420000	Other multiple (folded)/cable yarn ofof cellulose acetate	59.073	957.396	280.275	4.585.060
5403490000	Other artificial filament yarn	8.466	103.529	47.216	854.431
5404110000	Synth monfilament of elastomeric>=67dctx,dim.<=1mm, width<=5mm	20.158	598.611	75.117	2.331.868
5404120000	Synth.monfilmnt oth, of polypropylne>=67dctx,dim.<=1mm, width<=5mm	11.000	95.840	20.570	339.206
5404190000	Synth.mnfilmnt oth thn elast&plyrpln>=67dctx,dim.<=1mm, width<=5mm	30.003	1.005.878	243.915	6.160.732
5404900000	Synthetics other than filamentsexceeds 1 mm, width <= 5 mm	117.265	1.069.877	117.496	2.678.964
5405000000	Artificial monofilament >=67 dec, nocross-sect,dim>=1mm,strip and the like	0	3.969	0	97.982
5406000000	Man-made flamnt yarn(oth thn sewingthread), put up for retail sale.	981	90.904	7.894	474.282
5407101100	Unbleached tyre woven fabrics &conveyor duck	71.852	660.670	486.965	4.574.204
5407101900	Other unbleached other than tyre wovenfabrics & conveyor duck	14.427	737.031	75.120	6.660.663
5407109100	Tyre woven fabrics & conveyor duckof other woven fabrics of synthtcs flmnt	715	126.591	12.902	837.860
5407109900	Other woven fabrics of synthetics flmntobtained materials of head 54.04	8.705	217.261	89.002	2.236.666
5407200000	Woven fabric, bleachded/no,obtained from strip/the like	190.303	1.308.947	1.380.774	8.517.179
5407300000	Fabrics specified in note 9 to section	5.142	53.325	86.756	653.537
5407411000	Woven nylon mesh fabric of untwistedweight >=85% of flmnt of nyln/polyamd	7.691	77.276	91.362	571.837
5407419000	Woven fabrics obtaind from high tencitymaterials of heading 54.04.	246.419	2.437.506	953.138	10.095.811
5407420000	Dyed woven fabrics weight>=85% of filament of nylon/polyamides	263.446	1.919.495	2.850.240	23.462.186
5407430000	Woven fabrics of yarn of diff colorsweight >=85% of flmnt of nyln/polyamd	108	6.619	1.959	135.588
5407440000	Printed woven fabrics weight>=85%of flmnt of nyln/polyamds	43	65.183	89	540.720
5407510000	Woven fabrics, bleachd/no,con.>=85% of txturd polyester flmnt	151.104	1.587.161	681.084	6.842.652
5407520000	Dyed woven fabrics cont.>=85% ofweight of textured polyester flmnt	657.733	6.088.654	4.937.232	49.431.769
5407530000	Oth woven fabrics of yarn of diff colorweight>=85% of textrd polyester filament	53.715	452.856	421.502	2.284.453
5407540000	Printed woven fabrics cont.>=85%,weight>=85% of textrd polyester filament	110.700	1.311.178	925.809	11.548.067
5407610000	Oth woven fabrics, cont >=85% of byweight of non textured polyester filamnt	1.026.927	12.226.414	7.168.300	70.255.381
5407690000	Oth bleached/unbleached woven fabricscont.>=85% of polyester polymnts	279.587	3.372.163	2.253.018	29.016.154
5407710000	Oth woven fabric,bleachd/no,con.>=85% of txturd polyester flmnt	56.995	337.512	281.413	1.939.893
5407720000	Dyed woven fabrics cont.>=85% ofweight of synthetics filament	167.253	941.432	1.145.177	7.203.108
5407730000	Oth woven fabrics of yarn of diff color>=85% weight of synthetic filaments	19.164	80.092	146.442	613.178
5407740000	Printed woven fabrics cont.>=85%,weight of synthetics filament	9.025	289.451	90.085	1.492.637
5407810000	Woven fabrics,bleachd/no,cont.<85% weight of synth flmnt with cotton	61.564	205.742	844.803	2.196.783
5407820000	Dyed woven fabrics cont.<85% ofweight of synth flmnt with cotton	22.792	504.817	241.325	3.539.796
5407830000	Oth woven fabrics of yarn of diff colorweight<85% of synth flmnt with cotton	1.501	73.608	7.505	379.010
5407840000	Printed woven fabrics cont.<85%,weight of synth flmnt with cotton	12.185	387.878	74.163	1.928.633
5407910000	Woven fabric,bleachd/no,obtaindother than synthetics/cotton filament	6.545	154.814	48.499	1.106.648
5407920000	Dyed woven fabrics obtained otherthan synthetics/cotton filaments	41.424	1.166.559	320.671	10.260.397
5407930000	Oth woven fabrics of yarn of diff colorother than synthetics/cotton filament	0	88.795	0	492.161
5407940000	Printed wiven fabrics obtained otherthan synthetics/cotton filaments	3.731	60.664	21.657	541.997
5408101000	Unbleached woven fabrics obtainedfrom high yarn of viscose rayon	1.450	29.898	11.718	283.984
5408109000	Bleached woven fabrics obtainedfrom high yarn of viscose rayon	216.226	372.485	629.380	1.895.463
5408210000	Woven fabrics, bleachd/no,cont.>=85%wght of artificial flmnts/strip	0	3.871	0	19.089
5408220000	Dyed woven fabrics cont.>=85%weight of artificial flmnts/strip	12.664	244.683	142.436	2.262.801
5408230000	Oth woven fabrics of yarn of diff color>=85%wght of artifcl flmnt/strip	35	5.591	1.446	44.454
5408240000	Printed woven fabrics cont.>=85%weight of artificial flmnts/strip of	1.226	117.245	12.687	957.926
5408310000	Woven fabrics,bleachd/no, obtaindof oth artificial flmnt/strip	8.261	14.089	53.088	91.083
5408320000	Dyed woven fabrics obtained of otherartificial flmnt/strip of the like	48.282	144.385	61.586	776.982
5408330000	Oth woven fabrics of yarn of diff colorobtnd of oth artifcl flmnt/strip	323	25.413	4.326	130.134
5408340000	Printed woven fabrics obtained of otherartificial flmnt/strip of the like	58	27.470	7.365	193.498
5501100000	Synthetic filament tow of nylon/other polyamides	45.581	309.054	110.863	1.094.308
5501200000	Synthetic filament tow of polymers	1.584	151.423	12.799	420.392
5501300000	Synthetic filament tow of acrylic/modacrylic	2.865.327	27.817.402	6.980.415	51.436.355
5501400000	Synth. filament tow of polypropylene	0	8.750	0	27.125
5501900000	Other synthetic filament tow	23.256	222.736	60.206	1.026.735
5502000000	Artificial filament tow.artificial filament tow.	1.625.561	18.804.804	8.208.103	92.384.409
5503110000	Synthetic staple fibres of nylon/othrpolyamides of aramids	4.827	135.890	79.109	1.011.010
5503190000	Synthetic staple fibres of nylon/othrpolyamides oth thn aramids	254	94.578	4.147	459.107
5503200000	Synthetic staple fibres of polyesters	3.334.395	33.220.600	4.101.179	37.396.568
5503300000	Synthetic staple fibres of acrylic/modacrylic	1.967.869	18.770.735	4.196.452	39.426.933
5503400000	Synthetic staple fibres of poplypropylene	79.066	1.769.090	152.864	2.899.954
5503900010	Other synthetic staple fibres of polivinil alcohol	79.619	532.905	175.633	1.942.019

I.3. IMPOR MENURUT KOMODITI / IMPORT BY HS COMMODITY
*****SEPTEMBER / SEPTEMBER 2009 *****

H S	Uraian Komoditi Commodity Description	Berat Bersih / Net Weight (Kg)		Nilai / Value C.I.F (US\$)	
		Bulan ini Current Month	Kumulatif Cum.Jan. to date	Bulan ini Current Month	Kumulatif Cum.Jan. to date
5503900090	Other synthetic staple fibres of otherthan polivinil alcohol	98.396	941.474	217.343	3.378.207
5504100000	Artifcl staple fibres of viscose rayon,carded/othwse procsed for spring	2.080.006	17.701.070	4.533.019	33.788.160
5504900000	Artifcl staple fibres of viscos rayonnot crded/othwse procs for spin	84.407	718.053	311.560	3.274.224
5505100000	Waste of man-made fibres ofsynthetic fibres	20.460	112.777	6.146	81.305
5505200000	Waste of man-made fibres ofartificial fibres	143	103.526	315	102.903
5506100000	Synth staple fibres of nylon/oth polyamides crded,comb othwse procs for spng	3.296	96.220	75.301	1.067.011
5506200000	Synth staple fibres of polyester crded,combed othwse proces for spinning	163.801	1.235.381	401.597	2.221.951
5506300000	Synth staple fibres of arcylic/moda-crylic combed othwse proces for spinning	48.300	427.185	127.768	1.144.474
5506900000	Oth synth staple fibres, carded, combbothwise processed for spinning.	8.885	187.071	22.212	262.653
5507000000	Artificial staple fibres, carded, combbothwise processed for spinning	32	39.189	323	541.145
5508100000	Sewing thread of man-made staplefibre of synthetic staple fibres for rta	243.225	1.627.884	885.166	7.637.766
5508200000	Sewing thread of man-made staplefibre of artifcial staple fibres for reta	5.387	70.233	98.989	1.418.369
5509110000	Single yarn cont >=85% by weight ofstaple fibres of nylon/oth polyamides	367	1.401	4.383	12.837
5509120000	Multiple/cabled yarn cont>=85% bywght of staple fibre of nylon/oth poly	160	22.680	1.146	33.885
5509210000	Single yarn cont >=85% by weight ofpolyester staple fibres	77.550	954.600	144.320	1.766.419
5509220000	Multiple (folded)/cabled yarn cont.>=85% of polyester staple fibres	74.407	1.464.148	202.859	3.411.378
5509310000	Single yarn cont >=85% by weight ofacrylic/modacrylic staple fibres	0	123.050	0	306.109
5509320000	Multiple/cabled yarn cont>=85% byweight of acrylic/modacrylic staple fbrs	0	114.567	0	462.901
5509410000	Single yarn cont >=85% by weight ofsynthetic staple fibres	7.461	8.261	37.593	44.838
5509420000	Multiple (folded)/cabled yarn cont.>=85% of synthetic staple fibres	1.198	31.653	15.869	383.642
5509510000	Oth yarn of polyester staple fibresmixed mainly with artificial staple fbrs	646	360.439	3.274	905.562
5509520000	Oth yarn of polyester staple fibresmixed wool/animal hair	0	5.912	0	56.033
5509530000	Oth yarn of polyester staple fibreswith cotton	111.372	408.965	628.470	1.324.030
5509590000	Oth yarn of polyester staple fibresoth than mixed mainly	24	36.380	80	93.536
5509610000	Oth yarn of acrylic/modacrylicstaple fbr mixed with wool/animal hair	71	2.508	2.849	41.736
5509620000	Oth yarn of acrylic/modacrylicstaple fibre mixed with cotton	0	9.251	0	52.699
5509690000	Oth yarn of acrylic/modacrylicstaple fibre oth thn cotton&animal hair	18.934	99.531	54.699	651.884
5509910000	Other yarn mixed mainly ot solelywith wool/animal fine hair	14	928	1.243	10.501
5509920000	Other yarn mixed mainly/solely withcotton	0	4.524	0	57.535
5509990000	Other yarn of synthetic staple fibresoth thn mix with animal hair&cotton	38.970	221.701	137.457	755.922
5510110000	Single yarn cont >=85% by weight ofartificial staple fibres	42	1.558.142	571	4.248.793
5510120000	Multiple/cabled yarn cont.>=85%by weight/artificial staple fibres	7	275	158	3.055
5510200000	Oth yarn, mixed mainly/solely withcont>=85% of weight of artifcl stpl fbr	279	4.656	3.131	37.789
5510300000	Other yarn, mixed mainly/solelycont>=85% of weight of cotton	4.122	58.136	51.528	851.096
5510900000	Other yarn of artificial staple fibrescont>=85% of weight of cotton	18.265	166.931	169.768	1.013.732
5511100000	Yarn of synthetic staple fibres, cont.>=85% weight of such fibres	10.118	209.226	79.768	1.044.390
5511200000	Yarn of synthetic staple fibres, cont.<85% weight of such fibres	5	2.823	138	55.489
5511300000	Yarn of artificial staple fibres put upfor retail sale	314	36.895	15.716	429.126
5512110000	Woven fabrics of synthetic staple fibrecont>=85% weight of polyester staple fbr	56.426	644.824	264.941	2.915.506
5512190000	Woven fabrcs of synth staple fbr cont>=85% wght,oth than polyester stple fbr	205.677	1.669.238	929.945	9.138.716
5512210000	Woven fabrics of synthetic staple fibrecont>=85% weight of acrylic/mdcrylic	2.209	3.740	42.657	69.006
5512290000	Woven fabrcs of synth staple fbr cont>=85% wght of oth thn acrylic/mdcrylic	16.731	274.416	118.844	2.761.669
5512910000	Oth woven fabrics of synth stple fibrecont>=85% weight of acrylic/mdcrylic	0	34.234	0	403.963
5512990000	Oth woven fabrics cont>=85% of wghtof acrylic/modacrylic staple fibres	15.779	119.237	221.540	1.567.121
5513110000	Woven fbrcs of polyester staple fibresplain weave <=85% mix w/cotton <170g/m	74.123	919.121	391.127	5.006.657
5513120000	3-thread /4-thread twill, incl twillpolyester staple fibres <=85% w/cotton	14.700	222.385	157.972	1.737.200
5513130000	Oth woven fbrcs of polyester stple fbr<=85% mixed wght <170 g/m of cotton fbr	363	97.347	8.173	858.735
5513190000	Oth woven fabrics <85% mixed cottonweight <170 g/m of cotton	47.226	213.617	334.827	1.434.830
5513210000	Dyed woven fabrics of polyester staplefibres, plain weave <85% of such fibres	183.539	1.009.513	1.057.658	5.949.447
5513230000	Oth dyed woven fabrics of polyesterstaple fibres <85%, cotton<170 g/m	334	213.119	3.015	1.414.278
5513290000	Oth woven fabrics <85% such fibres,mixed cotton <170 g/m	25.060	216.463	222.565	1.973.101
5513310000	Wvn fabrics of yarn of diff color ofpolyester stpe fbrs,plain weave<85% fbrs	3	377.387	57	954.836
5513390000	Oth woven fabrics<85% of such fibresweight <170 g/m of cotton	26.416	355.395	136.435	3.217.217
5513410000	Printed polyester staple fibres, plainweave <85% of fbr, cotton<170 g/m	372.730	4.748.324	456.380	6.003.021
5513490000	Other woven fabrics<85% of fibresweight <170 g/m of cotton	157.100	1.037.851	586.636	3.898.436
5514110000	Woven fbrcs of polyester staple fibresplain weave <=85%,cotton >170g/m	4.242	21.502	21.549	201.753
5514120000	Bleached or no,3 or 4-thread twill,polyester stpl fbrs<85%,cotton>170g/m2	0	35.790	0	391.116
5514190000	Other woven fabrics<85% of fibresmixed weight >170g/m of cotton	319.745	2.085.584	1.045.380	8.992.067
5514210000	Dyed polyester staple fbrs, plain weavestaple fbrs<85%, cotton >170 g/m,dyed	2.923	22.987	5.475	110.763
5514220000	Dyed, 3 or 4-thread twill, incl. twillpolyester stpl fbrs<85%,cotton>170g/m2	17.424	91.309	105.026	558.070
5514230000	Oth dyed woven fabrics of polyesterstaple fibre<85%, cotton >170 g/m,dyed	2.128	118.138	4.720	395.099
5514290000	Other woven fabrics<85% of fibresmixed weight >170g/m of cotton , dyed	7.267	247.652	62.313	1.862.307
5514300000	Woven fabrics of synth stple fibre<85%, cotton >170 g/m, diff color	32.215	60.577	73.589	202.532
5514410000	Printed polyester staple fibres, plainweave <85% of fbr, cotton >170 g/m	0	3.373	0	15.116
5514420000	Prnt 3-thread/4-thread twill,incl twlpolyester stple fbr<85%, cotton >170g/m	64.366	146.720	375.506	851.638
5514430000	Oth printd woven fabrics of polyesterstpl fbr <85%, cotton >170 g/m	5.075	30.221	18.853	205.531
5514490000	Other printed woven fabrics<85% suchfibres, weight >170 g/m of cotton	3.984	742.752	50.148	3.914.313
5515110000	Oth woven fabrcs of synth stple fbrs ofpolyester stpl fbr mixed w/viscose rayon	90.585	1.669.010	856.447	17.337.494
5515120000	Oth woven fabrcs of synth stple fbrs ofpolyester stpl fbr mixed w/m-made flmnt	388	185.872	5.969	915.381
5515130000	Oth woven fabrcs of synth stple fbrs ofpolyester stpl fbr mix w/wool/anml hair	22.104	127.411	215.877	1.696.679
5515190000	Other woven fabrics of synth stple fbrof other polyester staple fibres	25.069	553.887	194.510	5.220.177
5515210000	Oth wvn fbrcs of acrylic/modacrylicmixed/solely with man-made filament	911	14.756	7.026	131.934

I.3. IMPOR MENURUT KOMODITI / IMPORT BY HS COMMODITY
*****SEPTEMBER / SEPTEMBER 2009 *****

HS	Uraian Komoditi Commodity Description	Berat Bersih / Net Weight (Kg)		Nilai / Value C.I.F (US\$)	
		Bulan ini Current Month	Kumulatif Cum.Jan. to date	Bulan ini Current Month	Kumulatif Cum.Jan. to date
5515220000	Oth wvn fbrcs of acrylic/modacrylicmixed/solely w/wool/fine anml hair	0	3.025	0	29.420
5515290000	Oth wvn fbrcs of acrylic/modacrylic mixw/other than man-made filmnt/wool	13.803	98.289	93.715	693.173
5515910000	Oth woven fabrics mixed mainly/solelyman-made filaments	11	5.999	87	86.347
5515990000	Oth woven fabrics mixed mainly/solelywith other than man-made filmnt/wool	7.570	143.595	62.456	1.214.532
5516110000	Unbleached/bleached woven fabrics ofartificial staple fibre;weight>=85%	11.700	25.226	60.060	157.167
5516120000	Dyed fbrcs of artificial staple fibre;weight>=85% of artificial staple fibres	59.369	149.731	209.773	870.194
5516130000	Woven fabrics of yarns of diff colorweight>=85% of artificial staple fibres	3.438	8.298	26.453	87.949
5516140000	Printed woven fabrics of yarns of diffcolor; wght>=85% of artificial staple fb	0	109.266	0	955.369
5516210000	Un/bleached woven fabrics of artificialstaple fibre mix m-m-f;weight<85%	891	8.359	7.449	101.138
5516220000	Dyed woven fabrics of artificialstaple fibre mix m-m-f;weight<85%	8.308	187.844	110.472	2.348.724
5516230000	Woven fabrics of yarn of diff colorartificial staple fibre;weight<85%	236	24.470	3.798	234.958
5516240000	Printed woven fabrics of artficl staplefibre mixed with m-m-f;weight<85%	0	9.532	0	73.311
5516320000	Dyed woven fabrics of artificial staplefibre mixed with wool;weight<85%	102	46.657	2.937	451.240
5516340000	Printed woven fabrics of staple fibremixed with wool;weight<85%	1	3	33	71
5516410000	Un/bleached woven fabrics of artificialstaple fibre mixed cotton;weight<85%	0	1.031	0	9.299
5516420000	Dyed woven fabrics of artificial staplefibre mixed with cotton;weight<85%	1.764	19.285	20.257	204.808
5516430000	Woven fabrics of yarn of diff colorsmixed with cotton;weight<85%	1.080	75.458	10.564	416.525
5516440000	Printed woven fbrcs of artficial staplefibre mixed with cotton;weight<85%	0	2.842	0	14.749
5516910000	Other un/bleached woven fabrics of staple fbr mixed w/cotton;weight<85%	2.243	9.860	15.930	58.145
5516920000	Other dyed woven fabrics of artificialstaple fibre mixed cotton;weight<85%	2.382	53.941	41.637	441.568
5516930000	Other woven fabric of yarn of diff colorsstaple fibre mixed cotton;weight<85%	7.055	25.391	53.550	189.628
5516940000	Other printed woven fabrics of artficialstaple fibre mixed cotton;weight<85%	823	39.200	5.681	399.694
5601100000	Sanitary towels & tampons, napkinsliners for baby&similar sanitary article	419	8.114	4.302	40.288
5601210000	Wadding & its articles of man-madefibres	272	9.393	3.379	125.518
5601221000	Wrapped cigarette tow of man-madefibres	29	4.270	26	36.072
5601229000	Other wrapped cigarette tow of man-made fibres	40	39.113	434	309.729
5601290000	Wrapped cigarette tow of other thanman-made fibres	34.674	315.100	31.493	1.385.136
5601301000	Polyamide fibre flock of waddingmaterial not exceeding 5 length.	1.132	54.072	12.960	212.805
5601309000	Textile flock & dust mill neps otherthan polyamide fibre flock;<=5 flock	210	18.920	1.235	151.531
5602100000	Needleloom felt & stitch-bonded fibrecovered/laminated.	23.606	835.394	176.780	5.350.926
5602210000	Oth felt of wool/fine animal hair,notimpregnated,coated,covered	39	3.596	3.336	72.470
5602290000	Oth felt of oth textile materials,notimpregnated,coated,covered	952	29.293	28.437	462.947
5602900000	Felt, oth thn needleloom&oth felt notimpregnated, coated, covered	4.670	114.780	18.563	579.072
5603110000	Non woven of man-made filament, notimpregnated,covered/laminated;wght<=25g/m	323.863	3.500.869	995.498	11.811.088
5603120000	Non woven of m-m-f, not imprgnated,covered/lminated; 25g/m<weight<70g/m	121.730	1.459.194	540.005	6.381.851
5603130000	Non woven of m-m-f, not imprgnated,covered/lminated; 70g/m<weight<150g/m	147.580	1.451.506	675.612	5.059.885
5603140000	Non woven of m-m-f, not imprgnated,covered/laminated; weight>150g/m	293.026	2.464.801	1.642.403	13.088.267
5603910000	Non woven of other, weight=<25g/m2	346.279	3.175.511	807.000	7.020.116
5603920000	Non woven of other25g/m2 < weighing =<70g/m2	59.203	1.779.091	262.761	5.813.424
5603930000	Non woven of other70g/m2 < weighing =<150g/m2	30.105	220.293	116.577	1.071.758
5603940000	Non woven of other, weight=<150g/m2	249.501	2.194.553	1.036.321	12.731.444
5604100000	Rubber thread & cord, textile coveredand the like head 5404/5405	18.467	609.589	135.799	3.060.835
5604900000	Oth thn rubber thread&cord, textilecoverd&the like head 5404/5405	103.829	1.310.618	139.188	2.547.331
5605000000	Metallised yarn, whether/not gimped,metallised yarn, whether/not gimped,	4.755	131.769	18.827	632.771
5606000000	Gimped yarn, strip & the like of headgimped yarn, & strip & the like of headi	61.069	1.042.687	138.965	2.241.297
5607210000	Binder/baler twine of sisal/othertextile fibres of genus agave	26.018	79.804	21.212	330.856
5607290000	Othr binder/baler twine of sisal/othertextile fibres of genus agave	46.136	586.484	102.601	1.137.149
5607410000	Binder/baler twine of polyethylene/polypropylene	5.193	27.378	28.275	210.012
5607490000	Gimp yarn,oth thn binder/balertwine,of polyethyln/polypropyln	391.523	5.103.036	746.118	6.258.224
5607501000	V-belt cord of man-made fibres treatedresorcinol formaldehyde>=10000 dec	7.188	145.945	100.384	1.440.284
5607509000	V-belt cord of othr synth fbrs treatedmeasuring more than 10,000 decitex	45.005	680.229	239.541	2.502.856
5607901000	Other gimped yarn, of artificialfibres, like of heading 5404/5405	42.034	110.402	300.288	955.887
5607902000	Other gimped yarn, of abaca/othhard fibrs,like of heading 5404/5405	526	9.459	3.694	135.789
5607909000	Other gimped yarn, oth thn of abacaand artificial fibres	129.754	801.282	189.438	1.398.733
5608110000	Made up fishing net of man-made textilematerials	365.644	2.093.653	411.131	3.040.422
5608192000	Net bags of man-made textile material	14.586	144.098	52.337	537.519
5608199000	Knotted of twine,oth than man-madetexti. matr.,fishg net&net bags	5.752	84.638	27.358	341.944
5608900000	Other knotted of twine, cordage/ropemade up fishg net and oth	126.935	602.760	449.695	1.761.839
5609000000	Articles of yarn,strip/the like of head5404/5405,twine,cordage,rope/cable	67.795	851.205	194.797	2.665.656
5701100000	Articles of yarn,like of head. 5404/5405,of wool/fine animal hair	263	11.681	3.506	104.944
5701901000	Articles of yarn,like of head. 5404/5405,of cotton, oth text.matr.	0	4.615	0	48.653
5701909000	Articles of yarn,like of head. 5404/5405,oth than cotton, oth text.matr.	536	15.910	422	19.388
5702100000	Kelem,schumacks,karamanie&smlarhand-woven rugs, not tufted/flocked	611	682	5.604	12.010
5702200000	Floor covering of coconut fibres (coir)not tufted/flocked	6.387	49.355	7.460	49.526
5702310000	Floor cov of pile construct of wool/fineanimal hair,not made up, not tufted/floc	0	2.748	0	84.504
5702320000	Floor cov of pile construct of man-madetext mat, not made up,not tufted/flocked	18.388	132.484	18.893	185.548
5702391000	Floor cov of pile construct of cottonnot made up, not tufted/flocked	0	19.321	0	84.698
5702399000	Floor cov of pile construct of othertextile materials, not made up,not tufte	3.817	34.425	27.745	147.844
5702420000	Oth floor cov.of pile construct made up,of man-made textile matrils	122.311	1.497.240	249.222	2.626.090
5702491000	Oth floor cov.of pile construct made up,of cotton,oth textile matrils	0	89.153	0	44.861
5702492000	Oth floor cov.of pile construct made up,of jute fibres,oth textile matrils	0	431	0	1.545
5702499000	Oth floor cov.of pile construct made up,oth thn cotton&jute,oth textile matrils	0	4.040	0	5.549

I.3. IMPOR MENURUT KOMODITI / IMPORT BY HS COMMODITY
*****SEPTEMBER / SEPTEMBER 2009 *****

H S	Uraian Komoditi Commodity Description	Berat Bersih / Net Weight (Kg)		Nilai / Value C.I.F (US\$)	
		Bulan ini Current Month	Kumulatif Cum.Jan. to date	Bulan ini Current Month	Kumulatif Cum.Jan. to date
5702920000	Oth floor cov.not of pile constrct,made up,of man-made textil matrils	0	94.798	0	94.796
5702991000	Oth flr cov.not of pile cnstrct,made upof cotton,oth textile matrils	0	800	0	1.830
5703100000	Carpet&oth txtl flr cov.,tufted, whthr/not made up,of wool/fine anim.hair	197	1.554	7.527	34.775
5703200000	Carpet&oth txtl flr cov.,tufted, whthr/not made up,of nylon/oth plyamid	16.107	530.814	49.807	1.482.333
5703300000	Carpet&oth txtl flr cov.,tufted, whthr/not made up,of oth man-md-txtl mtrls	176.549	1.654.032	421.401	4.633.361
5703901000	Carpet&oth txtl flr cov.,tufted, whthr/not made up,of cotton,oth textile matrils	13.454	39.137	41.821	101.849
5703902000	Carpet&oth txtl flr cov.,tufted, whthr/not made up,of jute fbrs,oth txtl mtrls	1.140	6.068	6.740	23.516
5703909000	Carpet&oth txtl flr cov.,tufted, whthr/nt md up,not ctn&jute fbr,oth txtl mtrl	0	12.076	0	141.446
5704100000	Tiles, having a surface <=0,3m,felt,nottufted/flocked,made up/not	0	223	0	6.157
5704900000	Tiles, having a surface >0,3m,felt,nottufted/flocked,made up/not	106.663	1.254.336	191.328	1.741.071
5705100000	Oth carpet&oth txtl flr cov.,whthr/not made, of cotton	0	10.262	0	27.002
5705200000	Oth carpet&oth txtl flr cov.,whthr/not made, of jute fibres	0	39	0	1.940
5705900000	Oth carpet&oth txtl flr cov.,whthr/not made,oth thn cotton&fibres	100.194	1.146.893	157.268	1.633.089
5801100010	Woven pile&chenille fbrc,of wool/fine animals hairs,melton cloth(tennis)	9.581	73.844	123.179	842.898
5801100090	Woven pile&chenille fbrc,of wool/fine anml hairs,oth melton cloth(tennis)	3.686	7.891	23.730	59.895
5801210000	Uncut weft pile fabrics of cotton otherthan fabrics of head 5802/5806	791	16.159	7.258	187.474
5801220000	Cut corduroy of cotton oth than fabricof head 5802/5806	41.389	771.323	285.406	5.459.908
5801230000	Oth weft pile fabrics of cotton oth thnfabrics of head 5802/5806	3.892	19.836	16.952	137.929
5801240000	Warp pile fabrics, epingle£(uncut) ofcotton othr than fabrics of head 5802/06	0	2.384	0	19.051
5801250000	Warp pile fabrics of cotton, cut, otherthan fabrics of head 5802/5806	2.704	60.958	32.100	401.264
5801260000	Chenille fabrics of cotton other thanfabrics of head 5802/5806	187	8.720	21.121	56.678
5801310000	Uncut weft pile fbrcs of man-made fbrsother than fabrics of head 5802/5806	0	28.407	0	121.315
5801320000	Cut corduroy of man-made fibres otherthan fabrics of head 5802/5806	1.952	61.689	28.490	400.050
5801330000	Oth weft pile fabrics of man-made fbrsother than fabrics of head 5802/5806	3.011	42.409	27.095	339.482
5801340000	Warp pile fbrcs, epingle(uncut) of man-made fbrs othr thn fabr of head 5802/06	0	1.344	0	9.085
5801350000	Warp pile fabrics of man-made fbrs.cut,other than fabrics of head 5802/5806	12.957	61.690	99.640	474.195
5801360000	Chenille fabrics of man-made fribresother than fabrics of head 5802/5806	42.691	110.731	73.430	266.657
5801901000	Othr carpet & text floor covrng of silkthan fabrics of head 5802/5806	93	7.436	408	55.056
5801909000	Othr carpet & text floor covrng of oththan silk/fabrics of head 5802/5806	17.367	238.631	143.908	1.339.060
5802110000	Unbleachd terry towelling&smlar wovenfabrcs of cotton othr than head 5806	1.294	48.748	7.424	209.759
5802190000	Bleachd terry towelling&smlar wovenfabrcs of cotton othr than head 5806	36	113.398	2.878	651.170
5802200000	Terry towelling & imilar ofothr textilemat fbrcs of cotton othr than head 5806	2.831	336.960	7.880	1.822.236
5802300000	Tufted textile fabrics of cotton otherthan fabrics of head 5806	0	335.442	0	1.747.558
5803001000	Gauze, oth thn narrow fbrcs of heading58.06, of cotton	4.400	179.941	35.797	1.975.300
5803009000	Gauze, oth thn narrow fbrcs of heading58.06, oth thn cotton	158	65.471	3.203	736.269
5804101000	Tulles & other net fabrics of silk,notincl woven fabrics of head 6002 to 6006	784	27.954	15.636	448.957
5804102000	Tulles & other net fbrcs of cotton,notincl woven fabrics of head 6002 to 6006	911	3.988	2.087	71.940
5804109000	Tulles&oth net fbrc oth than silk/cottoninc woven fabrics of head 6002 to 6006	8.509	250.204	68.423	1.804.371
5804210000	Mechanically made lace of man-made fbrsexcl fabrics of head 6002 to 6004	25.027	281.329	611.449	7.860.048
5804290000	Mechanically made lace of oth textilemat. excl fabrics of head 6002 to 6004	13.022	271.212	229.417	9.706.948
5804300000	Mechanically hand-made lace excl.fabricof head 6002 to 6004	178	455.343	6.448	1.425.313
5805001000	Hand-woven tapestries of cotton, whetheror not made up	73	4.586	861	71.245
5805009000	Hand-woven tapestries of other thancotton, whether/not made yp	1	32.759	66	55.417
5806101000	Woven pile fabrics of silk other thangoods of head 5807	4.249	105.142	44.006	1.277.329
5806102000	Woven pile fabrics of cotton otherthan goods of head 5807	2.540	37.743	21.699	394.390
5806109000	Woven pile fabrics of other than silk/cotton other than goods of head 5807	10.908	81.467	133.105	929.143
5806200000	Oth woven fabrics;weight>=5% of elasto-meric yarn/thread	74.445	850.768	983.303	13.404.179
5806311000	Narrow woven fabrics of cotton for mfgof inkd ribbon oth thn goods of head 580	866	18.637	9.908	425.076
5806312000	Backing for electrical insulating paperother than good of head 5807	475	4.144	23.963	89.873
5806313000	Slide fastener ribbons;width<=12mmother than good of head 5807	699	181.532	10.884	1.009.478
5806314000	Webbings used in covering piping, polesand the like but goods of head 5807	9.399	49.479	81.006	391.802
5806319000	Other woven fabrics excluding goods ofhead 5807	10.548	84.338	260.533	1.826.372
5806321000	Narrow woven fabrics of man-made fibresfor seat belt webb excl goods of head 5	48.254	450.691	410.353	4.550.185
5806322000	Slide fastener ribbon;width<=12mm of mffor seat belt webb excl goods of head 58	2.141	16.051	42.643	262.768
5806323000	Webbings used in covering piping, poles,other than good of head 5807	19	16.910	354	62.597
5806329000	Woven fbrcs of oth than cotton/man-madefbr other than goods of head 5807	85.714	1.316.590	905.053	9.228.758
5806391000	Woven fabrics of silk other than goods of head 5807	347	10.065	2.181	144.462
5806399010	Woven fabr for covering,piping, poles,other than goods of head 5807	1.859	21.034	14.359	234.517
5806399020	Narrow woven fabrics for mfg of ribbonstypewritr, no ink oth than good of head	795	4.842	6.190	40.148
5806399030	Narrow fabrics used for slide fastener;width<=12mm	0	1.622	0	18.688
5806399090	Narrow fabrics used for slide fastener;width>12mm	13.515	89.758	140.959	1.112.227
5806400000	Fabrics consist of warp without assbldby means of an adhesive	25	4.240	227	46.588
5807100000	Labels,badges, similar mat of woven,inpiece,strip,shape/size,not embroidere	158.001	1.737.044	2.069.419	27.717.594
5807900010	Labels,badges, similar mat of non wovenfbr in piece,strip,shape/size,not emb	27.885	311.123	266.349	3.323.495
5807900090	Labels,badges, similar mat of oth wovenfbr in piece,strip,shape/size,not emb	34.961	335.117	391.392	3.778.994
5808101000	Braid in the piece combined with rubberthreads, without embroidery, not knit/cr	3.128	173.022	28.872	2.675.248
5808109000	Braids not in the piece combined withthreads, without embroidery, not knit/cr	2.758	29.155	96.451	745.064
5808901000	Oth braids combined with rubber threadswithout embroidery, not knitt/crocheted	80.027	350.642	727.721	3.151.370
5808909000	Oth braid combined with oth than rubberthreads, without embroidery, not knit/cr	26.603	163.405	104.215	717.255
5809000000	Woven fabrics of metal thread & wovenfabrics of metallised yarn of head 5605	77	40.563	233	344.881
5810100000	Embroidery without visible ground,in piein strip motifs	1	7.688	8	134.079
5810910000	Embroidery of cotton, without visiblegorund in piece,in strip motifs	9.194	382.526	113.476	6.171.986

I.3. IMPOR MENURUT KOMODITI / IMPORT BY HS COMMODITY
*****SEPTEMBER / SEPTEMBER 2009 *****

H S	Uraian Komoditi Commodity Description	Berat Bersih / Net Weight (Kg)		Nilai / Value C.I.F (US\$)	
		Bulan ini Current Month	Kumulatif Cum.Jan. to date	Bulan ini Current Month	Kumulatif Cum.Jan. to date
5810920000	Embroidery of man-made fibres, without visible ground, in piece, in strip motifs	50.795	671.222	325.993	5.366.248
5810990000	Embroidery of other textile material, visible ground, in piece, in strip motifs	151.566	1.003.615	954.096	9.533.737
5811000000	Quilted textile prods in the piece, with mat assembled other than embroidery of 5	1.332	86.567	12.255	800.667
5901100000	Textile fabrics coated w/gum/amylose for covers books and the like	412	68.529	13.107	442.980
5901901000	Textile fabrics coated w/gum/amylose for tracing cloth	0	46.666	0	237.033
5901902000	Textile fabrics coated w/gum/amylose prepared painting canvas	4	20.066	25	105.260
5901909000	Textile fabrics coated w/gum/amylose for other than tracing cloth/paint c	5.039	119.301	33.933	371.462
5902101000	Chafar canvas type of nylon/oth poly-amides, high tenacity, rubberised	46.266	212.633	292.901	1.347.974
5902109000	Chafar canvas type of nylon/oth poly-amides, high tenacity, not rubberised	919.232	6.070.444	3.478.382	24.154.337
5902202000	Chafar canvas type of polyester, high nylon, tenacity, rubberised	113	32.944	1.348	179.424
5902209000	Chafar canvas type of polyester, high nylon, tenacity, not rubberised	405.068	2.968.275	1.528.447	11.707.345
5902900000	Tyre cord fabric of high tenacity yarn, other than nylon/oth polyamide&polystr	1	30.098	16	192.764
5903100000	Textile fabrics impregnated, coated, covered with polyvinyl chloride	291.716	15.085.482	609.749	17.845.059
5903200000	Textile fabrics impregnated, coated, covered with polyurethane	410.966	4.576.761	4.207.426	40.269.915
5903901000	Impregnated textile fabrics of nylon canvas coated with plastics other than of head 59	39.479	455.906	379.749	3.678.779
5903909000	Other impregnated textile fabric of other than nylon canvas coated w/plastic other than of head	139.668	1.802.023	1.241.537	14.596.060
5904100000	Linoleum, cut to shape/not, coating applied on textile backing	374	8.744	1.577	34.198
5904900000	Other linoleum, cut to shape/not, coating applied on textile backing	0	8.046	0	56.000
5905000000	Textile wall coverings, textile wall coverings.	18.923	28.616	18.419	39.971
5906100000	Adhesive tape; width <= 20cm, other than of heading 5902	24.937	205.388	311.746	1.940.718
5906910000	Knitted/crocheted linoleum, whether or not to shape	6.523	418.910	36.256	2.139.022
5906991000	Linoleum for hospital rubber sheeting, whether or not cut to shape.	0	2.726	0	34.341
5906999000	Linoleum not for hospital rubber sheeting, whether or not cut to shape.	84.312	618.075	937.480	3.257.667
5907001000	Fabrics impregnated, coated/covered oil of oil-based preparation	163	2.885	9.098	189.875
5907003000	Textile fabrics impregnated, coated/covered with fire resistant chemical	0	185	0	1.779
5907004000	Fabrics impregnated, coated/covered flock velvet, the entire surface of textile fl	23.339	105.920	117.932	594.715
5907006000	Fabrics impregnated, coated/covered other materials	120.793	386.538	195.994	708.945
5907009000	Other textile fabrics not impregnated, covered with other materials	7.250	44.039	55.883	531.651
5908001000	Wick; incandescent gas mantles whether or not impregnated	3.239	23.208	9.211	118.804
5908009000	Textile other than wick; incandescent gas mantles, whether or not impregnated	14	7.600	234	66.788
5909001000	Fire hoses and similar textile tubing	15.079	243.763	34.256	1.064.192
5909009000	Other textile hose piping & similar textile tubing	85.896	284.012	332.477	806.042
5910000000	Transmission conveyor belts/beltting, of textile material, whether or not impregnated,	6.497	188.549	136.502	2.107.708
5911100000	Textile fabrics, felt & felt-lined woven coated with rubber, leather/other material	34.806	619.196	445.023	8.661.301
5911200000	Bolting cloth, whether or not made up	17.893	71.899	143.639	956.194
5911310000	Textile fabrics & felts; weight < 650 g/m, in making/similar machinery	2.286	67.591	545.368	5.528.746
5911320000	Textile fabrics & felts; weight >= 650 g/m, in making/similar machinery	44.591	409.183	2.613.402	21.927.928
5911400000	Straining cloth of a kind used in oil or the like incl that of hair	1.587	11.840	24.506	127.142
5911901000	Textile packings & gaskets used in making/similar machinery	2.232	65.480	18.938	468.787
5911909000	Other than textile packings & gaskets used in making/similar machinery	81.327	901.911	632.918	9.085.983
6001101000	Unbleached long pile, knitted/crocheted, mercerised	789	38.001	6.420	369.094
6001109000	Bleached long pile, knitted/crocheted, not mercerised	3.125	139.305	39.481	1.233.510
6001210000	Looped pile fabrics of cotton, knitted/crocheted	6.676	180.659	53.202	1.349.314
6001220000	Looped pile fabric of man made fibre, knitted/crocheted	18.447	247.220	112.655	2.081.067
6001290000	Looped pile fabric of other textile materials, knitted/crocheted	817	41.859	6.534	280.607
6001910000	Other pile fabrics, of cotton, knitted/crocheted	19.440	440.845	102.350	2.544.082
6001921000	Other pile fabrics, of man made fibres, unbleached	17.884	599.651	128.534	3.179.350
6001929000	Other pile fabrics, of man made fibres, other than unbleached	54.011	852.818	398.011	4.501.239
6001991000	Unbleached fabrics of other textile materials, not mercerised	3.295	42.644	24.816	369.270
6001999000	Bleached fabrics of other textile materials, not mercerised	1.215	277.852	15.634	1.766.369
6002400000	Knit/croch fabrics; weight > 5% of elastomeric yarn, no rubber thread, other than of head	279.963	2.599.117	1.822.415	21.024.099
6002900000	Knit/croch fabrics; weight < 5% of elastomeric yarn, no rubber thread, other than of head	886.642	9.895.093	6.488.091	82.630.183
6003100000	Knit/croch fabrics of wool/fine animal hair, width <= 30cm other than 6001/6002	402	21.102	2.114	156.647
6003200000	Knit/crocheted fabrics of cotton width <= 30cm other than 60.01/60.02	13.885	283.347	88.516	1.468.893
6003300000	Knit/crocheted fabrics of synthetic fibre, width <= 30cm other than 6001/6002	5.167	288.305	88.674	2.458.314
6003400000	Knit/crocheted fabrics of artificial width <= 30cm other than 60.01/60.02	1	8.207	1	115.562
6003900000	Other knit/croch fabrics, width <= 30cm other than 60.01/60.02	9.783	241.361	97.400	1.636.387
6004101000	Knitted swimwear fabric; weight 80% synthetic yarn; 20% elastic yarn	633.082	3.436.955	4.897.760	28.398.164
6004109000	Knit/crochet fabric, width <= 30cm con. > 20%, other than of heading 6001	568.781	5.253.579	3.407.941	35.065.053
6004900000	Other knitted/crocheted fabrics; width <= 30cm other than of heading 6001	27.566	948.119	367.161	9.454.183
6005210000	Warp knit fabrics of cotton other than of heading 60.01-60.04	27.400	172.079	174.838	1.223.285
6005220000	Dyed warp knit fabrics of cotton other than of heading 60.01-60.04	59.527	242.387	356.480	1.887.726
6005230000	Warp knit fabrics of yarn of different color other than of heading 60.01-60.04.	17.402	220.406	113.072	1.740.657
6005240000	Printed warp knit fabrics of cotton other than of heading 60.01-60.04	35.635	481.164	263.743	3.527.705
6005311000	Warp knit fabric, of synthetic, bleach/no, swimwear, of polyester & polybutylene	186	121.295	1.552	921.648
6005319000	Warp knit fabric, of synthetic, bleach/no, other than swimwear, of polyester & polybutylene	123.711	1.568.446	1.119.843	12.215.345
6005321000	Warp knit fabric, of synthetic, dyed, swimwear, of polyester & polybutylene	32.016	648.243	304.463	5.129.438
6005329000	Warp knit fabric, of synthetic, dyed, other than swimwear, of polyester & polybutylene	124.398	1.436.226	898.577	11.235.901
6005331000	Warp knit fabric, of synthetic, yarn different colors, swimwear, of polyester & polybutylene	838	5.707	10.466	76.480
6005339000	Warp knit fabric, of synthetic, yarn different colors, other than swimwear, of polyester & polybutylene	53.459	503.158	597.690	6.216.853
6005341000	Warp knit fabric, of synthetic, printed, swimwear, of polyester & polybutylene	0	15.449	0	134.687
6005349000	Warp knit fabric, of synthetic, printed, other than swimwear, of polyester & polybutylene	9.701	152.855	30.263	470.952

I.3. IMPOR MENURUT KOMODITI / IMPORT BY HS COMMODITY
*****SEPTEMBER / SEPTEMBER 2009 *****

HS	Uraian Komoditi Commodity Description	Berat Bersih / Net Weight (Kg)		Nilai / Value C.I.F (US\$)	
		Bulan ini Current Month	Kumulatif Cum.Jan. to date	Bulan ini Current Month	Kumulatif Cum.Jan. to date
6005410000	Warp knit fabrics of artifical fibres ofthan of heading 60.01-60.04	0	1.745	0	18.696
6005420000	Dyed warp knit fabrics of artifical fibroth than of heading 60.01-60.04.	13.375	42.630	66.293	265.577
6005430000	Warp knit fbrc of artfcl fbrs yarn ofdiff cls,oth than of heading 60.01-60.04	49	170	503	3.082
6005900000	Oth warp knit fabrics oth than ofheading 60.01-60.04	6.239	451.177	59.840	2.629.100
6006100000	Oth knit/crochtd fbrcs of wool/fineanimal hair oth than of head 6001-6004	29.964	382.507	259.127	4.939.699
6006210000	Oth knit/crochtd fbrcs of cottonoth than of heading 60.01-60.04.	22.966	853.880	117.165	6.311.888
6006220000	Oth dyed knit/crochtd fbrcs of cottonoth than of heading 60.01-60.04.	2.191.522	16.806.348	14.440.830	112.192.136
6006230000	Oth knit/crochtd fbrcs of yarn of difcolor oth than of heading 60.01-60.04	4.478	156.544	37.245	972.477
6006240000	Oth printed knit/crochtd fbrcs ofcotton oth than of heading 60.01-60.04.	104.852	568.451	776.063	4.922.442
6006311000	Oth warp knit fbrcs of nylon fibr meshfor as a backng material for mosaic tile	6.239	113.324	43.104	751.419
6006319000	Oth warp knit fbrcs of oth than ofheading 60.01-60.04.	16.329	203.049	63.671	1.394.371
6006321000	Dyed nylon fibre mesh for use as backngmat for mosaic tiles oth than head 6001-	268.158	2.880.692	2.382.148	22.868.926
6006329000	Oth dyed nylon fibres material formosaic tiles oth than head of 6001-6004	148.393	2.352.413	1.185.471	17.896.732
6006330000	Oth knittd/crochetd fabr synthc,of yarn of diff colors	163	9.483	1.050	94.418
6006340000	Oth knittd/crochetd fabr synthc,printed	51.043	241.833	687.863	2.241.035
6006410000	Oth warp knit fabrics of artificialfibres oth than of heading 60.01-60.04.	1.366	13.164	2.467	88.511
6006420000	Oth dyed warp knit fabrics of artifi-cial fibres oth than of head 60.01-60.04	229.129	1.228.689	1.539.315	8.774.956
6006430000	Oth warp knit fabrics of yarn of difcolor oth than of heading 60.01-60.04	0	1.555	0	16.234
6006440000	Oth warp knit fabrics of artificialfibres printed oth than of head 60.01-60	6.139	70.936	43.777	507.062
6006900000	Oth warp knit fabrics oth than of artcial fibres oth than of head 6001-6004	376.395	3.195.174	2.310.340	21.331.826
6101200000	Male's wear of cotton oth than ofhead 61.03	443	29.362	15.536	309.356
6101300000	Male's wear of man-made oth thanof head 61.03	276	3.613	9.488	74.426
6101900000	Male's wear of oth textile materialoth than of head 61.03	48	30.303	553	219.074
6102100000	Female's wear of wool/fine animalhair knitted/crochetd oth than of he	122	272	6.713	15.560
6102200000	Female's wear of cotton,knitted/crochetd oth than of head 6104	1.403	11.125	32.288	186.158
6102300000	Female's wear of man-made fibres,knitted/crochetd oth than of head 61	130	3.209	6.928	50.433
6102900000	Female's wear of oth textile materials,knitted/crochetd oth than of head 61	478	10.324	8.087	169.654
6103100000	Mens/boys suits(oth thn swimwr)knitted/crochetd	0	9.481	0	85.764
6103220000	Male' ensembles of cotton	0	12.726	0	176.428
6103230000	Male' ensembles of synthetic fibres	0	3.196	0	6.755
6103290000	Men/boy ensembl of oth textls matrsls(oth thnswimwr)knitt/crochet	1.563	3.064	11.499	22.642
6103310000	Male's jackets & blazers of wool/fineanimal hair	0	82	0	3.974
6103320000	Male's jackets & blazers of cotton	1.114	10.758	5.284	115.713
6103330000	Male's jackets & blazers of syntheticfibres	187	16.378	4.853	131.131
6103391000	Male's jackets & blazers of ramie,linenor silk	0	3.515	0	47.592
6103399000	Male's jackets & blazers of oth textilmaterials	1.282	2.690	8.783	30.777
6103410000	Male's trousers,bib&brace overall,breeches&shorts of wool/fine animal hair	0	83	0	3.995
6103420000	Male's trousers,bib&brace overall,breeches&shorts of cotton	3.638	65.128	17.826	285.242
6103430000	Male's trousers,bib&brace overall,breeches&shorts of synthetic fibres	450	21.604	11.290	324.992
6103490000	Men/boy trousr,bib&brace overll,breech&short of oth textl matr,knitt/crochet	284	5.664	1.692	31.300
6104130000	Female's suits of synthetic fibres	0	5.972	0	23.696
6104192000	Women/girl suits,of cotton synthtcfibres,of oth textl matr,knitt/crochet	96	1.288	281	4.192
6104199000	Female's suits of oth textile material	7.680	39.054	62.375	405.335
6104220000	Female's ensembles of cotton	685	37.689	1.834	125.368
6104230000	Female's ensembles of synthetic fibres	0	10.651	0	19.385
6104290000	Womens/girls ensembles,of oth textl matr,knitted/crochetd	0	3.257	0	48.510
6104310000	Female's jackets & blazers of wool/fine animal hair	3	60	337	2.198
6104320000	Female's jackets & blazers of cotton	1.336	24.011	4.789	128.459
6104330000	Female's jackets & blazers of syntheticfibres	108	19.312	4.421	113.866
6104390000	Women/girl jackets&blazers,of oth textl matr,knitt/crochet	4	730	26	18.448
6104410000	Dresses of wool/fine animal hair, knitted/crochetd	82	289	4.771	26.703
6104420000	Dressed of cotton	9.850	169.589	48.276	711.889
6104430000	Dressed of synthetic fibres	7.098	91.161	46.013	372.339
6104440000	Dressed of artificial fibres	1.258	8.645	50.472	399.802
6104490000	Dresses of other textile materials	565	6.737	6.499	150.658
6104510000	Female's skirts & divided skirt of woolor fine animal hair	0	1	0	16
6104520000	Female's skirts & divided skirts ofcotton	1.273	45.510	4.620	126.243
6104530000	Female's skirts & divided skirts ofsynthetic fibres	1.216	163.578	9.653	403.057
6104590000	Women/girl skirts&devided skirts,of oth textl matr,knitt/crochet	8.317	51.773	76.504	455.587
6104620000	Female's trousers, bib & brace overallsbreeches & shorts of cotton	62.142	1.231.370	181.073	3.543.950
6104630000	Female's trousers, bib & brace overallsbreeches & shorts of synthetic fibres	61.435	679.500	139.610	1.527.913
6104690000	Womn/girl trousr,bib&brace overll,brh&short f oth textl matr,knitt/crochet	2.319	35.427	46.333	575.326
6105100000	Male's wear of cotton, knitted/crochetd	13.813	257.136	144.155	2.833.086
6105201000	Male's wear of synthetic fibres, knittedor crochetd	2.007	23.362	18.373	422.967
6105202000	Male's wear of artificial fibres, knitteor crochetd	13	1.342	615	32.791
6105900000	Men/boy shirts of oth textls matrsls,knitt/crochet	119	21.962	2.593	163.600
6106100000	Female's wear of cotton, knitted/crochetd	67.208	1.116.481	287.578	6.086.423
6106200000	Female's wear of man-made, knittedor crochetd	11.737	239.945	42.937	863.083
6106900000	Womn/girl blous,shirt&shirtblous,oth textl matr,knitt/crochet	26.685	134.267	276.050	1.507.767
6107110000	Male's underpants & briefs of cotton	7.825	118.642	97.522	910.429
6107120000	Male's underpants & briefs of man-madefibres	7.961	75.516	27.874	218.393
6107190000	Male's underpants & briefsof oth textls matrsls	648	11.767	5.088	101.188

I.3. IMPOR MENURUT KOMODITI / IMPORT BY HS COMMODITY
*****SEPTEMBER / SEPTEMBER 2009 *****

HS	Uraian Komoditi Commodity Description	Berat Bersih / Net Weight (Kg)		Nilai / Value C.I.F (US\$)	
		Bulan ini Current Month	Kumulatif Cum.Jan. to date	Bulan ini Current Month	Kumulatif Cum.Jan. to date
6107210000	Male's nightshirts & pyjamas of cotton	18.699	48.659	49.673	130.385
6107220000	Male's nightshirt & pyjama of man-made fibres	0	10.001	0	18.774
6107290000	Male's nightshirt & pyjamas of oth textls matrsl	7.592	10.542	85.099	106.150
6107910000	Oth wear articles of cotton	72.235	276.067	115.369	485.834
6107990000	Oth wear male of oth textls matrsl	98	2.879	247	22.886
6108110000	Female's slips & petticoats of man-made fibres	135	1.124	5.288	35.151
6108192000	Female's slips & petticoats of wool/fine animal hair	0	117	0	1.732
6108193000	Female's slips & petticoats of cotton of oth textls matrsl	0	584	0	1.069
6108199010	Female's slips & petticoats of silk of oth textls matrsl	0	1	0	12
6108199090	Female's slips & petticoats oth thnsilk, of oth textls matrsl	47	3.426	2.011	75.176
6108210000	Briefs & panties of cotton	74.789	544.678	226.898	1.698.482
6108220000	Briefs & panties of man-made fibres	175.232	1.483.579	371.681	3.289.756
6108290000	Female's brief & pantie, knitt/crochet of oth textls matrsl	13.641	28.304	104.144	245.070
6108310000	Nightdresses & pyjamas of cotton	19.105	248.333	47.918	521.446
6108320000	Nightdresses & pyjamas of man-made fibres	18.648	130.605	38.324	252.861
6108390000	Female nightdress & pyjama, of oth textls matrsl, knitt/crochet	0	2.822	0	16.442
6108910000	Negliges, bathrobes, dressing gowns of cotton	7.469	24.083	13.268	70.889
6108920000	Negliges, bathrobes, dressing gowns of man-made fibres	1.451	46.610	7.171	127.046
6108990000	Oth female wear, of oth textl matrsl, knitted/crochet	10	947	313	20.725
6109101000	Men/boys't-shirts, singlets & oth vests, knitted/crochet of cotton	29.171	462.065	306.544	4.061.443
6109102000	Women/girls't-shirts, singlets & oth vests, knitted/crochet of cotton	38.823	677.529	437.187	4.600.791
6109901000	Men/boys't-shirts, singlets & oth vests knitt./crochet of ramie, linen/silk	0	24.306	0	174.657
6109902000	Men/boys't-shirts, singlets & oth vests knitted/crochet of oth materials	3.031	95.196	127.912	1.589.277
6109909000	T-shirt, singlet & oth vest, knitt/crochet, of oth txtl mtrl, oth thn f rami, linn & slk	42.418	163.345	401.997	1.285.291
6110110000	Jerseys, pullovers, cardigans, waistcoat of wool	501	92.755	34.114	608.482
6110120000	Jerseys, pullovers, cardigans, waistcoat of kashmir (cashmere) goats	0	29.511	0	273.618
6110190000	Jerseys, pullovers, cardigans, waistcoat of oth wool/fine animal hair	10.955	23.791	76.635	205.000
6110200000	Jerseys, pullovers, cardigans, waistcoat of cotton	188.988	2.194.964	1.022.408	13.900.996
6110300000	Jerseys, pullovers, cardigans, waistcoat of man-made fibres	6.826	86.255	182.045	1.328.160
6110900000	Jersey, pullover, cardigan, waistcoat & similar article, knitt/crochet, of oth txtl mtrl	265	152.288	8.862	958.105
6111200000	Babie garment & clothing accessorie, knitt/crochet, of cotton	9.091	120.480	107.301	1.421.763
6111300000	Babie garment & clothing accessorie, knitt/crochet, of synthtc fibres	94	78.111	2.363	263.042
6111900000	Babie garment & clothing accessorie, knitt/crochet, of oth txtl mtrl	15	29.019	652	288.153
6112110000	Track suits of cotton knitted/crochet	435	2.907	3.414	23.939
6112120000	Track suits of synthetic fibres knitted/crochet	0	974	0	16.029
6112190000	Track suits of oth txtl mtrl, knitted/crochet	0	874	0	10.100
6112310000	Male's swimwear, of synthtc fibr, knitted/crochet	1.512	10.233	15.643	218.396
6112390000	Male's swimwear, of oth txtl mtrl, knitted/crochet	29	603	1.367	11.696
6112410000	Female swimwear, of synthtc fibr, knitted/crochet	2.169	15.530	59.609	569.913
6112490000	Female swimwear, of oth txtl mtrl, knitted/crochet	0	2.373	0	9.756
6113001000	Diver wetsuit, made up of knitt/cochet, fabrics of heading 5903, 5906/5907	412	1.084	3.849	32.499
6113002000	Protective/safety garmnt fr worker, made-up of knitt/cochet, head 5903;5906;5907	783	6.870	5.166	42.075
6113009000	Oth garment, made up of knitt/crochet fabrics of heading 5903, 5906/5907	58	1.570	100	3.793
6114200000	Oth garments, knitted/crochet of cotton	426	231.320	14.447	1.363.385
6114300000	Oth garments, knitted/crochet of man-made fibres	91	3.119	3.991	94.276
6114900000	Oth garments, knitted/crochet of oth textile materials	44.774	373.833	339.027	3.156.853
6115100000	Panty hose & tights of graduated compression hosiery	1.140	1.273	47.242	50.978
6115210000	Panty hose & tights of synthetic fibres, single yarn <67 decitex, elastic/rubber	43	6.687	1.254	27.762
6115220000	Panty hose & tights of synthetic fibres, single yarn <67 >67 decitex,	3.701	13.697	12.064	43.964
6115291000	Stockings, socks, sockettes of cotton single yarn <67 decitex, elastic/rubber	38	1.289	1.125	8.012
6115299000	Panty hose & tights of oth than cotton elasticated/rubberised	534	18.223	5.100	90.011
6115301000	Women's full-length, knee-length hosiery of cotton, single yarn < 67 decitex	0	10.064	0	24.512
6115309000	Women's full-length, knee-length hosiery of oth than cotton, single yarn <67 dtex	1	5.764	259	24.837
6115940000	Oth stockings, socks, of wool/fine animal hair, single yarn < 67 decitex	29	317	504	10.743
6115950000	Oth stockings, socks, of cotton, single yarn < 67 decitex	14.812	132.579	50.774	753.721
6115960000	Oth stockings, socks, sockettes of synthetic fibres, single yarn < 67 dtex	4.827	270.135	15.035	834.373
6115990000	Oth stockings, socks, sockettes of oth textile materials, single yarn <67 dtex	84	3.451	525	16.072
6116100000	Gloves, mittens, mitts, knitted, croch. impregn., coated/covered plastics/rubber	7.168	42.571	118.126	451.520
6116910000	Gloves, mittens, of wool/fine animal hair knit. not impregn. coat. plastics/rubbers	0	4.800	0	134.250
6116920000	Gloves, mittens, of cotton knitted, croch. not impregnated coated plastics/rubbers	1.650	82.807	5.485	124.625
6116931000	Gloves, mittens, of synthetic fibres knit. not impregn. coat. plastics/rubbers	188	193	1.175	1.194
6116939000	Gloves, mittens, of oth th synthetic fibr knit. not impregn. coat. plastics/rubbers	4.113	121.386	35.132	320.237
6116990000	Gloves, mittens, of oth textile materials knit. not impregn. coat. plastics/rubbers	0	17.936	0	37.844
6117101000	Shawls, scarves, mufflers, mantillas, & the like of cotton	2.083	19.553	9.019	143.638
6117109000	Shawls, scarves, mufflers, mantillas, & the like of oth textile materials	573	24.364	8.802	374.257
6117801100	Ties, bow ties & cravats of wool/fine animal hair	790	6.726	5.061	108.795
6117801900	Ties, bow ties & cravats of oth than wool/fine animal hair	26	6.017	329	140.001
6117809000	Oth access of oth than wool/fine animal hair	10.933	240.302	284.782	4.425.244
6117900000	Oth parts of garment	63.656	395.630	593.308	3.266.030
6201110000	Men/boys' overcoats, raincoats, car-coats, cloaks of wool/fine animal hair	202	66.102	9.549	156.548
6201120000	Men/boys' overcoats, raincoats, car-coats, cloaks of cotton	494	5.906	8.097	72.057
6201130000	Men/boys' overcoats, raincoats, car-coats, cloaks of man-made fibres	3.321	8.664	18.591	80.775

I.3. IMPOR MENURUT KOMODITI / IMPORT BY HS COMMODITY
*****SEPTEMBER / SEPTEMBER 2009 *****

H S	Uraian Komoditi Commodity Description	Berat Bersih / Net Weight (Kg)		Nilai / Value C.I.F (US\$)	
		Bulan ini Current Month	Kumulatif Cum.Jan. to date	Bulan ini Current Month	Kumulatif Cum.Jan. to date
6201190010	Men/boys'overcoats,raincoats,car-coatscapes,cloaks of silk	0	2.474	0	26.805
6201190020	Men/boys'overcoats,raincoats,car-coatscapes,cloaks of ramie	0	24	0	170
6201190090	Men/boys'overcoats,raincoats,car-coats,cloaks of oth man-made fibres	313	1.337	1.151	9.279
6201910000	Men/boys' anorak, wind-cheaters/jacketsof wool/fine animal hair	104	383	5.420	17.775
6201920000	Men/boys' anorak, wind-cheaters/jacketsof cotton	2.557	34.058	23.079	182.776
6201930010	Men/boys' anorak, wind-cheaters/jacketsof batik	2	1.796	26	44.149
6201930090	Men/boys' anorak, wind-cheaters/jacketsof oth man-made fibres	1.925	11.746	29.038	216.936
6201990090	Men/boys' anorak, wind-cheaters/jacketsof oth textile materials	303	950	6.327	22.638
6202110000	Women/girls'overcoats,raincoats, car-coats, capes of wool/fine animal hair	245	1.122	12.704	55.915
6202120000	Women/girls'overcoats,raincoats, car-coats, capes of cotton	1.426	11.501	12.423	144.980
6202130010	Women/girls'overcoats,raincoats, car-coats, capes of batik	91	91	4.115	4.115
6202130090	Women/girls'overcoats,raincoats, car-coats, capes of oth man-made fibres	393	5.552	19.098	126.105
6202190010	Women/girls'overcoats,raincoats, car-coats, capes of silk	0	239	0	765
6202190090	Women/girls'overcoats,raincoats, car-coats, capes of oth textile materials	293	2.698	944	47.754
6202910000	Women/girls'anorak,wind-cheater/jacketsof wool/fine animal hair	80	87	3.751	5.931
6202920000	Women/girls'anorak,wind-cheater/jacketsof cotton	4.879	19.080	27.211	181.470
6202930090	Women/girls'anorak,wind-cheater/jacketsof oth man-made fibres	576	5.138	22.096	96.913
6202990010	Oth female wear,of oth textl matrl,of silk	0	356	0	5.581
6202990090	Oth female wear,of oth textl matrl,oth than silk & ramie	48	7.254	1.291	46.186
6203110000	Men/boys'suits of wool/fine animalhair	5	1.650	641	154.180
6203120000	Men/boys' suits of synthetic fibres	22	3.395	310	25.028
6203191000	Men/boys' suits of cotton	705	7.936	3.265	34.397
6203199090	Male's suits, of oth textl matrl,oth thn silk&ramie,oth thn cotton	0	1.739	0	10.510
6203220000	Men/boys' ensembles of cotton	0	9.146	0	22.255
6203230000	Men/boys' ensembles of synthetic fibres	0	2.024	0	4.100
6203290090	Male's ensembles, of oth textl matrl,oth than silk & ramie	451	1.371	8.652	17.188
6203310000	Men/boys' jackets & blazers of wool fine animal hair	452	6.979	22.153	353.444
6203320000	Men/boys' jackets & blazers of cotton	6.983	265.867	30.832	808.199
6203330000	Men/boys' jackets & blazers of syntheticfibres	8.013	48.626	40.071	366.217
6203390010	Male jact&blazr, of oth textl matrl,of silk	1	228	42	5.064
6203390090	Male jact&blazr, of oth textl matrl,oth than silk & ramie	99	5.692	3.405	162.154
6203410000	Trousr,bib&brace overll,breech&short,of wool/fine animal hair,male wear	201	4.117	9.505	214.473
6203421000	Men/boys' bib & brace overalls ofcotton	421	10.316	9.915	145.663
6203429000	Men/boys' trousers of cotton	64.640	1.848.082	465.752	6.692.397
6203430000	Trousr,bib&brace overll,breech&short,of synthtc fibres,male wear	2.326	67.115	54.519	1.041.621
6203490010	Trousr,bib&brace overll,breech&short,of oth txtl mtrl,of silk, for mens/boys	97	214	219	3.826
6203490020	Trousr,bib&brace overll,breech&short,of oth txtl mtrl,of ramie, for mens/boys	0	1.223	0	15.188
6203490090	Trousr,bib&brace overll,breech&short,of oth txtl mtrl,oth thn rami&silk,for m	2.659	58.414	28.130	357.702
6204110000	Women/girls' suits of wool/fineanimal hair	605	2.490	400	15.769
6204120000	Women/girls' suits of cotton	146	3.580	803	25.009
6204130000	Women/girls'suits of synthetic fibres	199	1.948	1.634	17.616
6204190010	Female suit, of oth textl matrl,oth thnswimwear,of silk	0	169	0	4.171
6204190020	Female suit, of oth textl matrl,oth thnswimwear,of ramie	3	13	16	745
6204190090	Female suit, of oth textl matrl,oth thnswimwear,oth than silk & ramie	5.272	16.297	21.389	178.631
6204210000	Women/girls'ensembles of wool/fineanimal hair	0	90	0	445
6204220000	Women/girls' ensembles of cotton	3	25.984	24	69.279
6204230000	Women/girls' ensembles of syntheticfibres	2.084	16.280	5.497	41.857
6204290090	Female ensembl, of oth textl matrl,oththn swimwear,of silk&ramie	0	1.237	0	16.867
6204310000	Women/girls' jackets & blazers ofwool/fine animal hair	462	1.533	23.501	106.286
6204320000	Women/girls' jackets & blazers ofcotton	2.833	57.883	12.160	412.730
6204330000	Women/girls' jackets & blazers ofsynthetic fibres	1.315	18.210	56.908	302.903
6204390010	Female jact&blazr,of oth txtl mtrl,oththn swimwear,of silk	13	639	720	43.737
6204390020	Female jact&blazr,of oth txtl mtrl,oththn swimwear,of ramie	0	1	0	204
6204390090	Female jact&blazr,of oth txtl mtrl,oththn swimwear,of silk&ramie	120	5.417	8.189	305.438
6204410000	Dresses of wool/fine animal hairnot knitted/crocheted	81	689	12.255	56.811
6204420000	Dresses of cotton	21.758	378.026	134.137	1.892.084
6204430000	Dresses of synthetic fibres	11.354	147.691	78.025	913.260
6204440000	Dresses of artificial fibres	1.150	24.708	33.173	487.373
6204490010	Female dresses,of oth textl matrl,oththn swimwear,of silk	141	8.654	14.609	549.032
6204490090	Female dresses,of oth textl matrl,oththn swimwear,of silk&ramie	44	8.650	8.891	394.134
6204510000	Skirts & divided skirts of wool/fineanimal hair	162	588	7.793	33.707
6204520000	Skirts & divided skirts of cotton	8.074	258.502	60.239	1.048.013
6204530000	Skirts & divided skirts of syntheticfibres	3.259	58.508	69.431	428.902
6204590010	Feml skirt&dvde skrt, oth txtl mtrl,oththn swimwear,of silk	3	925	787	70.654
6204590090	Feml skirt&dvde skrt, oth txtl mtrl,oththn swimwear,of silk&ramie	517	25.079	13.739	369.682
6204610000	Women/girls' trousers,bib&brace overallbreeche,short of wool/fine animal hair	45	764	2.006	69.507
6204620000	Women/girls' trousers,bib&brace overallbreeches,shorts of cotton	142.074	3.032.331	538.097	8.152.170
6204630010	Women/girls' trousers,bib&brace overallbreeches,shorts of batik	4	674	31	5.593
6204630091	Women/girls' flyers coveralls	108	190	757	1.143
6204630099	Oth women/girls' flyers coveralls	5.240	211.323	73.224	967.300
6204690010	Trousr,bib&brace overll,breech&short,of oth txtl mtrl,of silk, for womens/gir	29	3.710	601	49.075
6204690020	Trousr,bib&brace overll,breech&short,of oth txtl mtrl,of ramie, for womens/gi	14	204	934	7.898

I.3. IMPOR MENURUT KOMODITI / IMPORT BY HS COMMODITY
*****SEPTEMBER / SEPTEMBER 2009 *****

H S	Uraian Komoditi Commodity Description	Berat Bersih / Net Weight (Kg)		Nilai / Value C.I.F (US\$)	
		Bulan ini Current Month	Kumulatif Cum.Jan. to date	Bulan ini Current Month	Kumulatif Cum.Jan. to date
6204690090	Trouser, bib & brace overall, breech & short, of other textile material, other than silk & ramie, women	1.309	143.452	34.373	948.115
6205200000	Men/boys' shirts of cotton	25.686	356.062	318.993	3.865.529
6205300000	Men/boys' shirts of man-made fibres	472	40.479	8.491	245.734
6205900010	Male's shirts, of other textile material, of silk	0	3.797	0	11.354
6205900020	Male's shirts, of other textile material, of ramie	0	27	0	558
6205900090	Male's shirts, of other textile material, other than silk & ramie	3.217	71.786	31.428	839.039
6206100000	Women/girls' blouses, shirts & shirts-blouses of silk/silk waste	695	18.356	38.321	704.161
6206200000	Women/girls' blouses, shirts & shirts-blouses of wool/fine animal hair	220	24.631	7.183	360.268
6206300000	Women/girls' blouses, shirts & shirts-blouses of cotton	53.106	1.197.396	331.873	5.064.634
6206400000	Women/girls' blouses, shirts & shirts-blouses of man-made fibres	23.250	471.002	130.752	2.031.018
6206900010	Female's wear, of other textile material, of silk	15	1.953	694	138.308
6206900020	Female's wear, of other textile material, of ramie	0	5	0	483
6206900090	Female's wear, of other textile material, other than silk & ramie	2.138	90.744	46.868	775.230
6207110000	Men/boys' underpants & briefs of cotton	59	2.572	2.394	50.092
6207190000	Men/boys' underpants & briefs of other textile materials	37	2.669	1.824	16.215
6207210000	Men/boys' nightshirts & pyjamas of cotton	7	18.132	313	38.064
6207220000	Men/boys' nightshirts & pyjamas of man-made fibres	0	7.069	0	21.216
6207290090	Male night shirt & pyjama, of other textile material, other than silk & ramie	0	229	0	2.839
6207910000	Other male wear, of cotton	4	3.153	200	29.484
6207990000	Other male wear, of other textile material	9.124	9.247	14.038	19.919
6208110000	Women/girls' slips & petticoats of man-made fibres	0	2.497	0	32.183
6208190010	Female slip & petticoat, of other textile material, of silk	10	14	29	674
6208190090	Female slip & petticoat, of other textile material, other than silk & ramie	10	2.403	51	35.044
6208210000	Women/girls' nightdresses & pyjamas of cotton	20.994	393.136	52.738	770.289
6208220000	Women/girls' nightdresses & pyjamas of man-made fibres	6.545	109.033	12.122	233.506
6208290010	Female nightdress & pyjama, of other textile material, of silk	24	24	257	257
6208290090	Female nightdress & pyjama, of other textile material, other than silk & ramie	0	2.145	0	38.687
6208911000	Panties of cotton	7	3.779	44	21.121
6208919000	Women/girls' singlets of cotton	1	12.731	2	164.126
6208920000	Female wear of man-made fibres	24	33.787	386	129.688
6208999000	Female wear of other textile material, other than wool/fine animal hair	955	4.649	7.650	46.111
6209202000	Babies' t-shirts, shirts, pyjamas, napkins (diapers), & similar articles of cotton	5.262	44.731	28.924	299.940
6209209010	Babies' garment & cloth accessories, of cotton, other than wear, suit, pant & similar article	20	7.833	340	117.978
6209209090	Babies' garment & cloth accessories, of cotton, other than wear, suit, pant & similar article	535	13.790	10.314	298.035
6209301000	Babies' suits, pants & similar articles of synthetic fibres	295	13.699	2.940	168.861
6209302000	Babies' t-shirts, shirts, pyjama, napkins & similar articles of synthetic fibres	116	2.982	7.448	155.149
6209303000	Babies' clothing accessories of synthetic fibres	41	5.136	898	50.131
6209900000	Babies' garment & clothing accessories, of other textile materials	761	6.273	13.546	77.837
6210101000	Garment, made up of fabric of head 5602 or 5603, protective work garments	465	20.756	3.065	101.681
6210109000	Garment, made up of fabric of head 5602 or 5603, other than protective work garment	18	1.135	65	11.618
6210201000	Other garment of subhead 620111-620119, protective work garments	216	10.204	728	34.865
6210209000	Other garment of subhead 620111-620119, other than protective work garment	45	26.017	369	89.524
6210301000	Other garment of subhead 620211-620219, protective work garments	0	1.212	0	11.261
6210309000	Other garment of subhead 620211-620219, other than protective work garment	1.170	6.219	15.808	101.315
6210400000	Other male garment, made up of fabric of head 5602; 5603; 5903; 5906; 5907	610	12.892	20.294	150.915
6210500000	Other female garment, made up of fabric of head 5602; 5603; 5903; 5906; 5907	726	3.716	5.796	86.741
6211110090	Men/boys' swimwear of other than batik	508	10.265	9.896	238.610
6211120010	Women/girls' swimwear of batik	0	56	0	1.977
6211120090	Women/girls' swimwear of other than batik	313	4.875	6.897	76.615
6211200000	Garments ski suits	0	26	0	297
6211320000	Men/boys' track suits of cotton	11.341	126.882	16.406	186.403
6211330000	Other garments, men/boys, of man-made fibres	46	3.535	1.808	75.037
6211390000	Other garments, men/boys, of other textile materials	9	7.015	398	46.507
6211410000	Other garments, women/girls of wool/fine animal hair	0	33	0	1.534
6211420000	Other garments, women/girls, of cotton	5.805	26.409	12.476	196.134
6211431000	Women/girls' surgical gowns of man-made fibres	0	22	0	350
6211439000	Other garment, males, of man-made fibres, other than surgical gowns	5.588	137.367	12.417	288.872
6211490000	Other garment, males, of other textile materials	216	1.276	898	48.671
6212101000	Brassieres of cotton	8.449	99.429	40.452	812.702
6212109000	Brassieres of other textile materials	378.362	2.590.133	1.108.587	9.056.847
6212201000	Girdles & panty-girdles of cotton	0	1.910	0	9.072
6212209000	Girdles & panty-girdles of other textile materials	877	12.417	7.428	147.254
6212301000	Corselettes of cotton	0	483	0	7.589
6212309000	Corselettes of other textile materials	13	2.191	10	100.330
6212901000	Suspenders, garters of cotton	273	7.919	1.830	112.858
6212909000	Suspenders, garters of other textile materials	2.715	282.673	59.456	4.723.367
6213200010	Handkerchiefs, of cotton batik	0	567	0	3.523
6213200090	Handkerchiefs, of cotton other than batik	3.628	77.009	5.946	191.758
6213900011	Handkerchiefs of other textile materials, of silk, batik	0	1	0	24
6213900019	Handkerchiefs of other textile materials, of silk, other than batik	0	2	0	440
6213900099	Handkerchiefs of other textile materials, other than silk & batik	8.165	26.631	12.601	134.560
6214100010	Shawls, scarves, mufflers, mantillas, veils batik of silk/silk waste	7	7	73	73

I.3. IMPOR MENURUT KOMODITI / IMPORT BY HS COMMODITY
*****SEPTEMBER / SEPTEMBER 2009 *****

H S	Uraian Komoditi Commodity Description	Berat Bersih / Net Weight (Kg)		Nilai / Value C.I.F (US\$)	
		Bulan ini Current Month	Kumulatif Cum.Jan. to date	Bulan ini Current Month	Kumulatif Cum.Jan. to date
6214100090	Shawls, scarves, mufflers, mantillas,veils'not batik of silk/silk waste	90	3.403	15.594	160.566
6214200000	Shawl,scarve,muffler,mantilla,veils &the like, of wool/fine animals hair	57	3.375	10.233	44.705
6214300090	Shawls, scarves, mufflers, mantillas,veils' not batik of synthetic fibres	117	54.509	5.245	153.104
6214400090	Shawls, scarves, mufflers, mantillas,veils' not batik of artificial fibres	230	5.589	9.897	114.796
6214900010	Shawls, scarves, mufflers, mantillas,veils' batik of textile materials	0	252	0	4.293
6214900090	Shawls, scarves, mufflers, mantillas,veils'not batik of oth textile materials	1.097	48.735	13.668	331.656
6215100010	Ties, bow ties & cravats' batik of silk/silk waste	0	16	0	15
6215100090	Ties, bow ties & cravats' not batik of silk/silk waste	195	8.878	9.142	239.823
6215200010	Ties, bow ties & cravats' batik of man-made fibres	0	121	0	2.645
6215200090	Ties, bow ties & cravats' not batik of man-made fibres	4.446	39.890	70.236	328.440
6215900010	Ties, bow ties & cravats of othtextiles materials, batik	0	6	0	2.362
6215900090	Ties, bow ties & cravats of othtextiles materials, oth thn batik	2	751	69	13.851
6216001000	Protective work gloves, mittens & mitts	1.526	37.929	15.568	211.380
6216009200	Oth gloves, mittens of cotton, oth thansubheading 6216.00.10	949	11.209	6.871	53.224
6216009900	Oth gloves, mittens of oth textilematerials	1.157	17.988	14.372	147.999
6217100000	Accessories of clothing access oth thanof heading 62.12	59.842	378.670	415.273	3.876.518
6217900000	Parts of clothing access oth thanof heading 62.12	45.000	500.322	626.331	8.502.766
6301100000	Electric blankets	0	536	0	8.778
6301200000	Blankets not electric and travellingrugs, of wool/fine animal hair	0	8	0	6
6301300000	Blankets not electric and travellingrugs, of cotton	26.771	93.651	61.021	272.606
6301400010	Blankt(oth thn elctrc blankt)&travlngrug,of synthtc fibr,of nonwoven fabr	0	1.267	0	15.600
6301400090	Blankt(oth thn elctrc blankt)&travlngrug,of synthtc fibr,oth nonwoven fabr	30.395	256.037	99.370	759.891
6301900010	Oth blankets&travelling rugs,of nonwoven fabrics	0	3.827	0	32.457
6301900090	Oth blankets&travelling rugs,oth thn nonwoven fabrics	994	13.969	3.274	105.311
6302100000	Bed linen, knitted/crocheted	889	2.814	1.731	18.550
6302210000	Bed linen, printed of cotton	10.830	71.369	34.358	395.081
6302221000	Bed linen, printed of man-made fibresof nonwoven fabrics	0	26.459	0	39.250
6302229000	Bed linen, printed of man-made fibresof woven fabrics	1	5.010	34	12.479
6302290000	Bed linen, printed of oth textilematerials	9	371	129	22.284
6302310000	Oth bed linen of cotton	19.601	154.982	178.578	703.288
6302321000	Oth bed linen of man-made fabricsof nonwoven fabrics	0	60	0	159
6302329000	Oth bed linen of man-made fabricsof woven fabrics	22.847	137.346	50.315	184.047
6302390000	Oth bed linen of oth textile materials	0	1.339	0	12.732
6302400000	Table linen, knitted/crocheted	1	153	39	315
6302510010	Oth table linen's batik of cotton	0	136	0	882
6302510090	Oth table linen's not batik of cotton	119	37.062	1.298	216.233
6302530090	Oth table linen,of man-made fibresoth than batik	1.525	12.043	9.330	36.895
6302590010	Oth table linen batik of oth textilematerials	0	22	0	362
6302590090	Oth table linen not batik of oth txtlmaterials	0	853	0	3.714
6302600010	Toilet,kitchen linen,of terry towelling/similar terry fabrics batik, of cotton	0	51	0	538
6302600090	Toilet,kitchen linen,of terry towelling/similar terry, not batik, of cotton	240.247	1.207.046	430.038	2.121.583
6302910090	Oth bed linen not batik of cotton	224.005	1.457.272	369.253	2.736.541
6302930090	Oth linen, of man-made fibres,oth thn batik	179	8.711	1.639	39.311
6302990000	Oth linen, of oth textile materials	1.678	75.868	19.168	491.485
6303120000	Curtain, blinds, valances, knitted/crocheted of synthetic fibres	7.705	8.732	53.846	58.516
6303191000	Curtain, knitted/crocheted, of othtextiles materials, of cotton	0	153	0	1.021
6303199000	Curtain, knitted/crocheted, of othtextiles materials, oth thn cotton	2.090	54.033	56.117	244.422
6303200000	Curtain not knitted/crochetedof synthetic fibres	11.795	159.689	20.813	342.808
6303990000	Curtain not knitted/crochetedof oth textile materials	892	5.930	7.013	31.689
6304110000	Bedspreads, knitted/crocheted	0	4.862	0	19.074
6304191090	Oth furnshng artcl,bedsprd,of cotton,oth thn knitt/crochett,oth thn batik	8.616	102.391	66.088	621.111
6304192090	Oth furnshng artcl,bedsprd,oth nonwvn,oth thn knitt/crochett,oth thn batik	185	185	941	941
6304199090	Oth furnshng artcl,bedsprd,oth thn cttnonwvn knitt/crochett,oth thn batik	34	25.789	1.000	74.179
6304911000	Oth furnshng artcl,oth thn bedsprd,kntt/crocheted, mosquito nets	63	462.353	1.069	3.025.976
6304919000	Oth furnshng artcl,oth thn bedsprd,kntt/crocheted, oth thn mosquito nets	0	10.139	0	72.078
6304920000	Oth furnshng artcl,oth thn bedsprd,notknitt/crochet,of cotton	610	24.208	7.236	65.770
6304930000	Oth furnshng artcl,oth thn bedsprd,notknitt/crochet,of synthtc fibres	8.524	45.318	22.512	85.930
6304990000	Oth furnshng artcl,oth thn bedsprd,notknitt/crochet,of oth txtl mtrl	225	7.347	437	26.967
6305101100	Sack&bag,oth bast fibr head 5303,new,of jute	1.678.608	9.705.191	1.217.706	7.801.385
6305101900	Sack&bag,oth bast fibr head 5303,new,oth thn jute	18.301	74.378	16.128	215.931
6305102100	Sack&bag,oth bast fibr head 5303,used,of jute	82.460	699.370	10.345	88.138
6305102900	Sack&bag,oth bast fibr head 5303,used,oth thn jute	88	3.088	721	21.803
6305200000	Sacks and bags, of cotton	1.920	35.910	26.425	369.749
6305321000	Flexible intermediate bulk containersof nonwovens	1	30	10	846
6305322000	Flexible intermediate bulk containersknitted/crocheted	0	1	0	1
6305329000	Flexible intermediate bulk containersnot knitted/crocheted	15.835	63.499	28.000	114.206
6305331000	Sack,bag of polyethylene/polypropylenestrip knitted/crocheted	0	53.881	0	107.055
6305332000	Sacks, bags of woven fabrics of stripor the like	0	3.618	0	2.140
6305339000	Sack,bag of polyethylene/polypropylenestrip not knitted/crocheted	6.950	29.679	7.447	50.547
6305391000	Oth sacks, bags of nonwovensof polyethylene/polypropilene	304	5.721	3.066	37.166
6305392000	Oth sacks, bags of knitted/crochetedof polyethylene/polypropilene	0	522	0	26.713
6305399000	Oth sacks,bags of not knitted/crochetedof polyethylene/polypropilene	0	157	0	4.947

I.3. IMPOR MENURUT KOMODITI / IMPORT BY HS COMMODITY
*****SEPTEMBER / SEPTEMBER 2009 *****

H S	Uraian Komoditi Commodity Description	Berat Bersih / Net Weight (Kg)		Nilai / Value C.I.F (US\$)	
		Bulan ini Current Month	Kumulatif Cum.Jan. to date	Bulan ini Current Month	Kumulatif Cum.Jan. to date
6305901000	Sacks and bags,of oth textl matrl,of hemp of heading 53.05	0	16.968	0	34.079
6305909000	Oth sacks, bags	5.071	25.937	4.672	25.894
6306120000	Tarpaulins, awnings & sunblindsOf synthetic fibres	64.109	704.943	126.060	948.878
6306191000	Tarpaulins, awnings & sunblinds of hempof heading 53.04/coconut head. 53.05	0	140	0	140
6306199000	Tarpaulins, awnings & sunblinds of oth textile materials :	533	14.934	3.422	22.310
6306220000	Tents of synthetic fibres	21.504	76.349	57.716	185.856
6306299000	Tents of oth textiles materialsoth than cotton	0	376	0	2.258
6306300000	Sails	0	743	0	6.314
6306401000	Pneumatic mattresses of cotton	0	22	0	17
6306409000	Pneumatic mattresses of oth than cotton	12.760	67.009	33.825	233.524
6306910000	Oth camping goods of cotton	0	1	0	10
6306991000	Oth camping goods of oth textilematerials, non wovens	0	20.000	0	33.250
6306999000	Oth camping goods of oth textilematerials, wovens	383	1.098	2.321	14.340
6307101000	Floor-cloths,dish-cloths,dusters, cleaning cloths of nonwovens	0	19.320	0	264.958
6307102000	Floor-cloths,dish-cloths,dusters, cleaning cloths of felts	21	1.346	11	7.229
6307109000	Floor-cloths,dish-cloths,dusters, cleaning cloths of not felts, woven	12.484	246.021	99.625	1.184.886
6307200000	Life-jackets and life-belts	2.641	32.691	40.022	193.493
6307903000	Umbrella covers in pre-cut triangularform	18.927	87.730	273.425	1.034.479
6307906000	Life harnesses	4.390	23.203	21.657	172.006
6307909000	Oth made up articles	18.846	254.915	221.533	2.102.008
6308000000	Sets consisting of woven fabric&yarn	0	2.613	0	25.707
6309000000	Worn clothing & oth worn articles.	111	15.556	1.220	13.004
6310101000	Used/new rags, sorted	320	408	2.104	3.134
6310109000	Scrap twine, cordage, rope and cables worn out articles of those, sorted	987	61.251	642	8.113
6310901000	Used/new rags, unsorted	117	3.508	496	20.586
6310909000	Scrap twine, cordage, rope and cables worn out articles of those, unsorted	12	27.437	145	105.299
6401100000	Waterproof footwear incorp. protectivemetal toe-cap with outer soles, rubbers	39.421	105.120	100.486	380.542
6401920000	Waterproof footwear, covering the anklebut not cover the knee,with outer soles	250	31.845	1.896	78.467
6401990000	Oth waterproof footwear with outer soleplastic by stitching, riveting, nailing	13.711	585.235	37.752	1.000.348
6402120000	Ski-boots, cross-country ski footwear & snowboard boot with outer soles,rubber	0	1	0	1
6402190000	Sports footwear with outer soles,rubber or plastics	207.631	2.431.837	942.541	12.711.008
6402200000	Footwear with upper straps/thongs assembled to the sole by means of plugs	1.774	16.897	4.855	90.644
6402911000	Oth footwear covering the ankle,diving boots	34	2.206	222	63.170
6402919000	Oth footwear covering the ankle,oth than diving boots	11.909	239.306	43.281	937.753
6402990000	Footwear not covering the ankle withouter soles, rubbers, plastics	574.492	7.706.816	875.461	14.214.260
6403120000	Ski-boots, cross-country ski footwear & snowboard boot, outer soles,leathers	8.152	8.215	9.545	13.911
6403191000	Sports footwear fitted with studs, bar& the like,foot ball,running,golf shoes	1.940	19.785	61.058	721.193
6403199000	Sports footwear not fitted with studs,bar & the like	49.375	265.899	314.884	4.269.006
6403200000	Footwear,outer soles of leather, uppers of leather straps accros,instep big toe	1.059	4.379	16.450	82.475
6403400000	Footwear,incorp. a protective metal toecap base/platform of wood	34.153	292.912	211.062	2.267.423
6403510000	Oth footwear with outer sole of leathercovering the ankle	807	1.724	20.697	56.491
6403590000	Oth footwear with outer sole of leatheroth thn covering the ankle	9.243	66.742	68.586	524.269
6403910000	Oth footwear covering the ankle	605	13.174	19.780	197.520
6403990000	Oth footwear oth thn covering the ankle	14.302	348.922	188.248	3.887.288
6404111000	Footwear with outer sole f rubbr/plastcsprt footwr fitt w spik, cleat/the like	0	7.108	0	98.581
6404119000	Footwear with outer sole f rubbr/plastcsprt footwr fitt w/o spik, cleat/th like	31.396	596.360	264.446	4.876.602
6404190000	Sports footwear for oth purposedwith outer incl. textile materials	78.240	967.668	375.031	5.396.999
6404200000	Footwear with outer soles of leather/composition leather	245	21.590	5.950	132.493
6405100000	Oth footwear, with uppers of leather/composition leather	2.938	53.175	86.664	1.266.954
6405200000	Oth footwear,with uppers of oth textilematerials	1.101	16.765	14.443	281.365
6405900000	Oth footwear	94.855	1.042.344	476.277	4.068.805
6406101000	Uppers & parts thereof, oth than stiffeners of metal	38.784	384.062	106.834	1.609.922
6406109000	Uppers & parts thereof, oth than stiffeners of oth than metal	114.083	968.633	823.485	5.590.763
6406200000	Parts of footwear with outer soles &heels, of rubber/plastics	549.986	6.336.959	2.528.295	22.272.309
6406910000	Parts of footwear of wood	138	7.138	1.671	68.378
6406991100	Oth part of footwear of oth materialsof iron/steel	37.087	288.446	346.351	3.075.761
6406991200	Oth part of footwear of oth materialsof copper	475	26.011	14.829	330.116
6406991900	Oth part of footwear of oth materialsoth thn iron/steel, copper	595	46.111	2.261	143.891
6406992100	Oth part of footwear of oth materialsof rubber/plastic in-soles	15.096	210.484	96.710	929.215
6406992900	Oth part of footwear of oth materialsof rubber/plastic out-soles	4.956	146.121	27.491	818.234
6406999000	Oth parts of footwear	192.960	1.459.866	1.402.916	8.487.806
6501000000	Hat-forms,bodies,hood of felt,not blockshape, not brims, plateoux, manchons	3.040	7.622	33.474	222.737
6502000000	Hat-shapes, plaited,by assembling stripof any material, no block shape,lined	0	114	0	1.656
6504000000	Hats,oth headgear/plaited,by assemblingstrips of any material, trimmed/not	332	17.397	2.926	85.894
6505100000	Hat&oth headgear, knitt/crochet,hair-nets	20.495	83.741	309.872	1.026.592
6505900000	Hat&oth headgear, knitt/crochet,oth than hair-nets	12.198	104.771	66.407	912.368
6506101000	Protective helmets for motorcyclistswhether/not lined/trimmed	23.636	310.825	49.267	1.013.406
6506102000	Industrial safety helmets, oth thansteel helmets whether/not lined	3.457	70.738	40.023	433.603
6506103000	Steel helmets	2.792	4.400	9.954	23.841
6506109000	Oth safety headgear	31.938	168.143	133.386	946.465
6506910000	Oth headgear of rubber/of plastics	22.927	136.506	14.125	247.664
6506991000	Nonwoven disposable headgear of othmaterials	0	2	0	108

I.3. IMPOR MENURUT KOMODITI / IMPORT BY HS COMMODITY
*****SEPTEMBER / SEPTEMBER 2009 *****

HS	Uraian Komoditi Commodity Description	Berat Bersih / Net Weight (Kg)		Nilai / Value C.I.F (US\$)	
		Bulan ini Current Month	Kumulatif Cum.Jan. to date	Bulan ini Current Month	Kumulatif Cum.Jan. to date
650699000	Nonwoven oth than disposable headgear of oth materials	8.034	39.345	105.018	396.063
650700000	Head-band, lining, cover, hat foundation, hat frame, peak & chin strap, for head-gear	35.813	207.647	89.091	930.102
660110000	Garden/similar umbrellas	10.658	96.928	23.455	179.300
660191000	Umbrellas having a telescopic shaft	106.981	425.379	161.317	607.079
660199000	Umbrellas not having a telescopic shaft	224.943	1.338.809	214.566	1.569.223
660200000	Walking-sticks, seat-sticks, whips, riding crops & the like.	14.476	29.081	24.730	107.525
660320000	Umbrella frames, including frames mounted on shafts (sticks)	62.916	461.902	84.392	527.555
660390100	Parts for articles of heading 66.01	20.070	94.924	24.970	119.847
660390200	Parts for articles of heading 66.02	0	4.064	0	42.242
670100000	Skin & oth part f bird w their feathr/down, feathr/down, feathr, part of feathrs	173	56.250	3.097	202.494
670210000	Artificial flower, foliage, fruit, parts of plastics	37.103	348.274	100.414	973.603
670290000	Artificial flower, foliage, fruit, parts of oth materials	16.474	268.405	66.746	738.243
670300000	Human hair, dressed, thinned, bleached, otherwise worked for wigs/the like	577	20.352	125.451	1.693.141
670411000	Complete wigs of synthetic materials	1.158	36.258	3.116	213.764
670419000	False beards, eyebrows, eyelashes, switches of synthetic materials	133	25.137	2.362	174.702
670420000	Wigs, false beards, eyebrows, eyelashes, of human hair	1	1.311	7	6.560
670490000	Wigs, false beards, eyebrows, eyelashes, of oth materials	6.666	19.426	8.441	50.854
680100000	Setts, curbstones & flagstones, of natural stone (except slate)	375.246	1.483.563	82.130	344.568
680210000	Tiles, cubes, similar articles, square < 7 cm, art. colored, chipping & powder	12	228	538	3.113
680221000	Marble, travertine & alabaster, simply cut/sawn a flat/even surface	805.944	10.114.359	252.474	3.941.003
6802230010	Oth monumental/building stone & artcl thereof, granite polished slabs	1.030.106	11.301.262	299.093	3.483.345
6802230090	Oth monumental/building stone & artcl thereof, granite oth thn polished slabs	130.581	296.249	39.058	260.582
680229000	Monumental/building stone, simply cut/sawn a flat/even surface	44.187	341.258	5.953	81.614
680291000	Marble, travertine & alabaster, further worked	159.767	1.307.673	83.702	519.755
680292000	Calcareous stone, further worked	0	898	0	2.784
680293000	Granite further worked	9.287	1.467.100	5.920	428.114
680299000	Monumental/building stone, further worked	4.242	122.612	14.941	167.401
6803000010	Slate (work & article of agglomerat) slabs/roofing slates	567	33.167	300	40.134
6803000090	Slate (work & article of agglomerat) oth thn slabs/roofing slates	17.063	179.114	8.745	63.370
680410000	Millstones & grindstones for milling, grinding/pulping	411.898	3.928.509	615.216	5.253.908
680421000	Millstones, grindstones, grinding of agglomerated synthetic/natural diamond	86.507	656.437	175.771	1.480.053
680422000	Oth millstone, grindstone, grinding wheel & the like of oth agglomerat abrasv/ceramic	300.378	3.747.561	928.992	7.536.806
680423000	Oth millstone, grindstone, grinding wheel & the like of natural stone	27.403	1.037.720	96.628	1.289.527
680430000	Hand sharpening/polishing stones	499.676	3.508.411	278.297	2.808.114
680510000	Natural, art. abrasive powder, grain on a base of woven textile fabric only	65.789	574.376	402.784	2.135.514
680520100	Polishing discs on base of paper/paperboard only	2.316	72.380	27.086	311.780
680520900	Oth natural abrasive on base of paper or paperboard only	116.200	1.324.173	395.614	2.965.876
6805300010	Abrasiv powder/grain, natural/artificial, base of oth materl, polishing discs	18.546	200.469	81.159	654.211
6805300090	Abrasiv powder/grain, natural/artificial, base of oth materl, oth thn polish disc	33.428	583.670	140.236	1.666.279
680610000	Slag wool, rock wool & similar mineral wools, in bulk, sheets/rolls	416.448	4.733.975	627.065	6.916.923
680620000	Expanded vermiculite, expanded clays, foamed slag, similar exp. mineral mtrials	3.827	165.836	32.007	180.782
680690000	Insulating, sound-insulating/sound-absorbing mineral materials	135.117	1.674.840	279.843	3.164.163
680710000	Articles of asphalt/ of similar material in rolls	315.662	3.276.796	189.412	1.972.886
680790000	Oth articles asphalt/similar material	387.936	2.748.976	251.520	1.822.459
680800000	Panels, boards, tiles, & similar art. of vegetable fibre, agg with cement etc	166.414	1.340.284	624.407	1.688.368
680911000	Boards, sheets faced, reinforced with paper/board only	175.000	4.836.308	30.690	829.624
680919000	Board, sheet not faced, reinforced with paper/board only	438.067	11.846.224	120.356	2.676.386
680990900	Articles of plaster/ of compositions based on plaster oth than dental moulds	0	130.962	0	50.080
681011000	Tile, flagstone, bricks similar article building blocks & bricks	60.340	546.956	23.493	283.972
681019000	Tile, flagstone, bricks similar article oth thn building block & brick	422.878	802.735	243.389	890.271
6810910010	Prefabricat structrl componnt for build/civil engineering concrete building pile	1	954.905	1	100.281
6810910090	Prefabricat structrl componnt for build/civil engineer oth thn concr build pile	0	67.312	0	82.636
6810990090	Oth prefabricated structural component	785	1.831.405	1.327	446.831
681140000	Article of cemnt, cellulose fibr/ the like containing asbestos	200.273	3.106.259	38.358	703.912
681181000	Article of cemnt, cellulose fibr/ the like not containing asbestos corrugated sheet	0	3	0	12
681182000	Article of cemnt, cellulose fibr/ the like oth sheet, panel, tile & similar article	670.553	3.328.901	163.929	2.364.556
681183000	Article of cemnt, cellulose fibr/ the like tubes, pipes and tubes/ pipe fittings	20.516	200.518	88.809	243.544
681189000	Oth article of cement, cellulose fiber/ the like	6.283	75.296	39.000	232.315
681280100	Cloth & accessori, paper, millboard & felt, fabricated crocidolite fibres	1.350	15.592	10.030	57.659
681280900	Oth thn cloth & accessori, millboard & felt, paper, fabricated crocidolite fibres	38.264	418.611	373.997	2.394.685
681291000	Oth fabricat asbestos fibres; mix with asbestos, cloth & accessori, footwear & headgear	146	5.445	2.184	66.276
681292000	Oth fabricat asbestos fibres; mix with asbestos, paper, millboard & felt	3.635	74.756	14.804	343.303
681293000	Oth fabricat asbestos fibres; mix with asbestos, compres fbrs joint, in sheet/roll	13.775	190.241	61.940	417.377
681299100	Oth fabricat asbestos fibres; mix with asbestos, cloth & accessori, paper, millboard	0	2.733	0	17.523
681299900	Oth fabricat asbestos fibres; mix with asbestos, oth woven/ knitted fabrics	10.720	569.531	82.741	831.128
681320000	Friction material and articles thereof containing asbestos	13.916	148.155	74.379	855.904
681381000	Friction material & article thereof not containing asbestos brake lining & pad	98.175	648.387	704.532	5.637.817
681389000	Friction material & article thereof not containing asbestos oth brake lining & pad	95.839	669.725	624.885	5.940.350
6814100010	Worked mica & articles of mica, agglomerated, sheets, strips, simply cut to shape	6.257	69.895	14.620	213.006
6814100090	Oth worked mica & articles of mica, agglomerated, reconstituted	3	27.280	1.558	127.259
6814900010	Worked mica & articles of mica, in rolls & pieces, simply cut to shape	4.894	14.541	14.860	100.757
6814900090	Oths worked mica & articles of mica	12	8.981	128	69.145

I.3. IMPOR MENURUT KOMODITI / IMPORT BY HS COMMODITY
*****SEPTEMBER / SEPTEMBER 2009 *****

H S	Uraian Komoditi Commodity Description	Berat Bersih / Net Weight (Kg)		Nilai / Value C.I.F (US\$)	
		Bulan ini Current Month	Kumulatif Cum.Jan. to date	Bulan ini Current Month	Kumulatif Cum.Jan. to date
6815101000	Yarn/thread non-electrical articlesgraphite/carbon	2	3.987	206	44.035
6815102000	Bricks, paving slabs, floor tiles, etnon electrical articles graphite/carbon	44.402	1.581.151	24.592	823.506
6815109000	Oth non electrical articles graphiteor carbon	3.744	74.397	25.040	455.402
6815200000	Articles of peat	219	8.092	625	15.394
6815910000	Articles of stone, contents magnesite,dolomite/chromite	0	365.224	0	120.189
6815990000	Oth articles of stone,oth thn contentmagnesite,dolomite/chromite	15.295	64.620	40.174	136.745
6901000000	Bricks,blocks,tiles & oth ceramic goods of siliceous fossil meals/of similar	111	55.785	3.154	107.279
6902100000	Goods of siliceous cont by weight,singly/together mg,ca,cr > 50%	2.516.875	9.887.396	3.140.667	10.285.481
6902200000	Goods of siliceous cont by weight,singly/together alumina,silica > 50%	731.109	12.490.459	1.041.297	15.681.405
6902900000	Goods of siliceous cont by weight, ofoth metals compound	4.583.692	22.170.910	2.637.320	31.838.268
6903100000	Oth refractory ceramic goods cont byweight, graphite/carbon > 50 %	8.736	111.084	42.028	522.315
6903200000	Oth refractory ceramic goods cont byweight, alumina/silica > 50%	259.359	851.019	343.488	2.517.910
6903900000	Oth refractory ceramic goods cont byweight, oth metal compound > 50%	306.308	2.347.627	1.093.554	7.144.865
6904100000	Ceramics building bricks	55.370	165.070	21.771	78.220
6904900000	Flooring blocks, support/filler tiles& the like	0	37.865	0	97.854
6905100000	Roofing tiles of ceramic	51.518	258.105	37.531	163.557
6905901000	Lining bricks for ball millslining bricks for ball mills	13	146.518	738	182.486
6905909000	Chimney-pots,cowls,chimney liners, architectural ornaments & oth ceramic constr	1	23.602	50	31.072
6906000000	Ceramic pipes, conduits, guttering,pipefittings.	133	13.624	824	153.561
6907100000	Tile,cube&similar article,whether/notrectangular,circle <7cm	41.832	133.933	42.188	114.432
6907900000	Oth thn tile,cube&similar article,whether/not rectangular,circle<7cm	7.155.254	55.123.776	2.003.290	14.623.860
6908100000	Oth thn tile,cube&similar article,whether/not rectangular,circle>=7cm	0	154.359	0	128.041
6908901000	Oth thn tile,cube&similar articl,whethr/not rectangular,circle>=7cm,plain tile	38.999	2.372.423	13.693	635.486
6908909000	Oth tiles	2.367.402	21.413.628	670.190	6.036.234
6909110000	Ceramic wares for laboratory, chemicalor oth technical of porcelain/china	71.410	824.127	113.578	5.294.196
6909120000	Ceramic wares having a hardness >= 9the mohs scale	251.759	1.707.652	365.417	2.396.755
6909190000	Oth ceramic wares for laboratory,chemical/oth technical uses	15.785	314.984	131.607	1.177.098
6909900000	Ceramic trough,tub,used in agricultureceramic pots, jars for packing of goods	16.253	55.049	46.643	259.461
6910100000	Ceramic sinks, wash basins, wash basinof porcelain/china	563.016	5.358.436	456.479	4.702.611
6910900000	Ceramic sinks, wash basins, wash basinof oth than porcelain/china	217.351	1.491.324	209.807	1.318.908
6911100000	Tableware & kitchenware of porcelain/china	2.123.014	16.182.212	1.036.077	6.642.794
6911900000	Oth household, toilet articles ofporcelain/china	1.201	37.014	8.301	124.768
6912000000	Tableware & kitchenware, oth householdtoilet art, oth than porcelain/china	130.402	519.936	124.947	615.564
6913100000	Statuettes & oth ornamental ceramic art.of porcelain/china	74.305	732.403	87.218	545.841
6913900000	Statuettes & oth ornamental ceramic art.of oth than porcelain/china	22.474	100.622	16.533	146.958
6914100000	Oth ceramic articles of porcelain/china	22.617	353.571	27.867	328.861
6914900000	Oth ceramic articles of oth thanporcelain/china	16.193	159.284	40.968	321.969
7001000000	Cullet & oth waste & scrap of glass;glass in the mass.	3.057.359	21.923.499	316.954	1.630.527
7002100000	Glass in balls	104.190	385.782	38.211	136.805
7002200000	Glass in rods	425	2.241	1.560	25.014
7002311000	Fused quartz/oth fused silica forvacuum tubes	0	2.706	0	232.601
7002319010	Fused quartz/oth fused silica forenamel glass	35	3.861	1.049	19.093
7002319090	Glass in ball,tube of fused quartz/othfuse silica,oth thn boro silict glas tube	23.083	150.259	215.807	1.245.429
7002321000	Glass having a linear coefficient 0-300celcius for vacuum tubes	0	769	0	98.898
7002329010	Glass having a linear coefficient 0-300celcius for venamel glass	376.756	3.300.011	746.019	6.474.876
7002329090	Glass having a linear coefficient 0-300celc oth thn vacum/boro silict glas tube	14.074	54.650	25.560	245.911
7002391000	Oth transparent neutral glass forvacuum tubes	414	15.100	955	92.198
7002399010	Oth transparent neutral glass for enamelglass	207	228	16.773	20.917
7002399090	Oth glass having linear coeff. 0-300coth thn vacum&boro silict glas tube	77	16.802	15.206	152.967
7003121000	Optical colored glass, not opticallyworked	4.126	89.878	35.687	903.550
7003122000	Non wired sheets,in squares/rectangularshape incl.1,2,3,4 corners cut, colored	33.761	1.486.549	37.252	355.750
7003129000	Oth non-wired sheets colored glass	36.656	808.738	46.804	808.017
7003199000	Oth non-wired sheets not colored glassor profiles	620.105	3.190.783	171.674	937.478
7003200000	Cast glass and rolled glass,wired sheets	95	31.403	2.500	44.355
7003300000	Cast glass and rolled glass,profiles	21	35.229	270	89.278
7004209000	Optical drawn, blown glass, opticallyworked,flashed,opacified, absorbent	23.300	624.614	14.595	444.819
7004909000	Oth optical drawn,blown glass,opticallyworked,flashed,opacified, absorbent	516.196	3.166.195	159.990	1.001.800
7005101000	Optical float glass,not optically worked,flashed,opacified, absorbent	0	283	0	373
7005109000	Float glass in sheet, optically workedflashed, opacified, absorbent	201.209	3.294.197	64.001	1.353.304
7005211000	Oth non-wired glass, colored, opacifiedoptical glass, not optically worked	0	517.983	0	199.761
7005219000	Oth non-wired glass, colored, opticallyworked, flashed, opacified	997.569	6.318.911	376.149	2.334.769
7005299000	Oth non-wired glass, not colored,optically worked	358.176	5.048.933	114.796	1.671.328
7006001000	Optical glass, not optically workedfor glass of heading 70,03,70.04,70.05	2.617	76.385	6.993	131.008
7006009000	Optical glass, optically worked forglass of heading 70,03,70.04,70.05	108.919	983.205	100.361	928.094
7007111000	Toughened (tempered) safety glasssuitable for vehicles of chapter 87	43.208	356.108	209.756	1.739.251
7007112000	Toughened (tempered) safety glass suitable for aircraft,spacecraft of chap 88	0	4	0	20
7007113000	Toughened (tempered) safety glass suitable for railway/tramway, chapter 86	0	76	0	1.372
7007114000	Toughened (tempered) safety glass suitable for ships,boats,floating chapter 89	400	1.341	794	4.299
7007191000	Toughened (tempered) safety glass suitable for earth moving machinery	6	5.543	174	35.781
7007199000	Toughened (tempered) safety glass suitable for oth machinery	58.705	440.167	115.888	1.789.027
7007211000	Laminated safety glass suitable forvehicles of chapter 87	11.894	138.439	42.070	770.697
7007212000	Laminated safety glass suitable foraircraft/spacecraft of chapter 88	0	8	0	273

I.3. IMPOR MENURUT KOMODITI / IMPORT BY HS COMMODITY
*****SEPTEMBER / SEPTEMBER 2009 *****

H S	Uraian Komoditi Commodity Description	Berat Bersih / Net Weight (Kg)		Nilai / Value C.I.F (US\$)	
		Bulan ini Current Month	Kumulatif Cum.Jan. to date	Bulan ini Current Month	Kumulatif Cum.Jan. to date
7007213000	Laminated safety glass suitable for railway/tramway locomotives, chapter 86	0	3	0	15
7007214000	Laminated safety glass suitable for ships, boats, floating structure, chapter 88	0	17	0	151
7007291000	Laminated safety glass suitable for earth moving machinery	29	415	1.140	9.823
7007299000	Laminated safety glass suitable for other machinery	7.035	78.806	36.928	346.245
7008000000	Multiple-walled insulating units of glass.	105.979	922.945	119.131	955.248
7009100000	Rear-view mirrors for vehicles	143.257	898.906	820.323	6.975.923
7009910000	Glass mirrors, unframed	161.150	823.530	131.576	1.363.482
7009920000	Glass mirrors, framed	50.330	451.354	107.663	1.032.436
7010100000	Ampoules of glass	8.322	347.140	46.863	1.419.307
7010200000	Stoppers, lids & other closures of glass	6.982	156.830	21.065	337.967
7010901000	Carboys, demijohns & bottles for injectables of a capacity > 1 ltr, of glass	0	40.130	0	46.405
7010902000	Bottles & vials for antibiotics, serums & other injectables of capacity < 1 ltr	281.297	1.375.753	260.136	1.585.909
7010903000	Other bottles for intravenous fluids of glass	37.601	551.293	56.081	742.330
7010909000	Flask, jars, pots, phials, other containers of glass	2.906.044	44.586.707	1.926.389	24.338.804
7011101000	Stem for electric lighting	652	209.432	17.764	534.028
7011109000	Glass envelopes for electric lighting other than stem	404.514	3.175.152	345.924	3.050.161
7011201000	Television tubes, cathode-ray tubes	833.801	844.011	647.563	659.905
7011209000	Cathode-ray tubes, other than television	915	1.193	2.100	6.096
7011900000	Other glass envelopes, bulbs, tubes, open & glass parts thereof, without fitting	181	200.260	581	239.815
7013100000	Glassware of a kind used for table, kitchen, toilet, office of glass-ceramic	145.754	971.133	205.592	1.680.044
7013220000	Stemware drinking glasses, of lead crystal	79	281	1.565	40.018
7013280000	Stemware drinking glasses, neither glass-ceramics nor lead crystal	65.065	1.807.026	105.278	2.204.660
7013330000	Other drinking glasses, of lead crystal	2	16.653	4	16.829
7013370000	Other drinking glasses, neither glass-ceramics nor lead crystal	35.006	862.130	44.134	1.471.510
7013410000	Glassware for table (not drinking glass) kitchen purposes, of lead crystal	6.495	14.084	13.859	24.021
7013420000	Glassware for table (not drinking glass) kitchen, linear coefficient < 5x10 ⁻⁶ /Kelvin, 0-3000C	0	2.109	0	2.998
7013490000	Other glassware for table (not drinking glass) kitchen purposes, not ceramics	59.262	1.040.208	117.180	1.464.116
7013910000	Other glassware of lead crystal	0	18.746	0	49.040
7013990000	Other glassware	171.431	2.559.509	292.902	3.935.179
7014001000	Signalling glassware & optical element for motor vehicles	10.211	21.420	15.080	32.375
7014009010	Lighthouse lamp, ship/locomotive/railway lantern, aircraft, beacons aerodromes	0	6.845	0	6.425
7014009090	Other signalling glassware & optical elements of glass, not optically worked	2.645	27.477	10.413	132.421
7015100000	Glasses for corrective spectacles	20.028	228.118	695.755	3.772.473
7015901000	Clock or watch glasses	76.324	248.372	40.092	213.561
7015909000	Glasses for non-corrective spectacles; hollow glass spheres & their segments	3.985	27.746	9.353	91.438
7016100000	Glass cubes & other glass smallwares, for mosaics or decorative purposes	27.936	190.326	28.376	236.354
7016900000	Other articles of moulded glass; leaded lights; multicellular & similar forms	311.054	2.300.449	158.643	8.694.062
7017101000	Quartz reactor tubes and holders, for production of semiconductor	0	477	0	5.845
7017109000	Other laboratory or pharmaceutical of fused quartz or other fused silica	12.267	109.547	194.669	1.490.838
7017200000	Laboratory, hygienic/pharmaceutical with coefficient < 5x10 ⁻⁶ /kelvin, 0 - 3000 c	52	27.025	3.485	331.028
7017900000	Laboratory, hygienic/pharmaceutical glassware, fused quartz/other fused silica	5.658	66.832	66.785	577.672
7018100000	Glass beads, imitation pearls, imitation precious & glass smallwares	91.287	2.857.179	123.235	3.101.261
7018200000	Glass microspheres <= 1mm in diameter	72.000	249.342	23.400	89.558
7018900000	Glass eyes, not prismatic articles, ornament of lamp-worked glass, not imitation jewellery	50.559	224.881	29.622	569.186
7019100000	Chopped strands of a length <= 50 mm	43.448	354.506	51.281	492.285
7019120000	Roovings of glass fibres	255.760	1.658.666	187.384	1.181.943
7019191000	Yarn of glass fibres	6.810	96.456	21.305	84.068
7019199000	Sliver & chopped strand of glass fibers	40.336	828.002	227.610	2.800.466
7019310000	Mats of glass fibres	219.318	3.580.978	215.866	4.160.447
7019320000	Thin sheets (voiles) of glass fibres	5.834	212.391	20.248	565.082
7019391000	Asphalt/coal-tar impregnated glass-fibre outerwrap for pipelines	9.021	105.380	9.588	693.309
7019399000	Mattresses, boards and similar nonwoven products of glass fibres	105.828	1.092.979	147.126	1.725.238
7019400000	Woven fabrics of glass fibres rovings	111.345	1.157.281	145.820	1.171.596
7019510000	Other woven fabric, of a width <= 30 cm	96	1.194	6.376	26.349
7019520000	Other woven fabric, of a width > 30 cm plain weave, of single yarn	12.073	32.827	29.291	94.679
7019590000	Other woven fabric, of a width > 30 cm	15.723	141.221	59.056	416.824
7019903000	Escape chutes of glass fibres	35	629	757	9.103
7019909000	Other articles of glass fibres	118.573	2.030.508	1.973.625	4.919.697
7020001100	Glass moulds for the manufacture of acrylic goods	151	719	549	5.073
7020001900	Glass moulds for other purposes	3.642	14.024	71.116	283.952
7020002000	Quartz reactor tubes & holders designed for production of semiconductor wafers	0	8.663	0	65.622
7020009000	Other articles of glass.	326.528	1.628.699	378.668	2.418.188
7101100000	Natural pearls	458	2.800	5.964	56.127
7101210000	Cultured pearls, unworked	1	67	5.675	7.169
7101220000	Cultured pearls, worked	0	4	0	886
7102290000	Diamonds, worked, not mounted or set, industrial	0	78	0	4.056
7103100000	Precious stones, unworked or simply sawn or roughly shaped	0	61	0	1.011
7103990000	Other precious stones, worked	0	76	0	2.585
7104102000	Piezo-electric quartz, worked	0	4	0	11.908
7104900000	Other synthetic precious stones, worked	3	6.152	180	496.081
7105100000	Dust and powder of diamonds	905	1.566	53.412	170.367
7105900000	Dust & powder of other natural or synthetic precious/semi precious stones	10	476	598	6.084

I.3. IMPOR MENURUT KOMODITI / IMPORT BY HS COMMODITY
*****SEPTEMBER / SEPTEMBER 2009 *****

H S	Uraian Komoditi Commodity Description	Berat Bersih / Net Weight (Kg)		Nilai / Value C.I.F (US\$)	
		Bulan ini Current Month	Kumulatif Cum.Jan. to date	Bulan ini Current Month	Kumulatif Cum.Jan. to date
7106100000	Silver powder	0	161	0	28.601
7106910000	Silver, unwrought	909	10.151	461.015	3.703.233
7106920000	Silver, semi-manufactured	1.173	4.957	102.407	5.121.921
7107000000	Base metals clad with silver,notfurther worked than semi-manufactured.	111	270	50.481	114.835
7108110000	Gold powder	89	4.350	40.042	499.611
7108121000	Gold in lumps, ingots or cast bars	5	10.647	12.896	2.257.540
7108129000	Gold in other unwrought forms :	2.731	44.241	186.770	4.007.109
7108130000	Gold,non monetary,oth semi-manufacturedform	3.093	10.274	1.763.071	9.005.317
7109000000	Base metals/silver,clad with gold notfurther worked than semi-manufactured	0	247	0	1.022
7110111000	Platinum, in lumps, ingots, cast bars,powder or sponge	68	427	41	7.925
7110119000	Platinum in oth form, unwrought	34	156	429	2.340
7110190000	Platinum, wrought	6	128	387	7.359
7110212000	Palladum in lumps, ingots, cast bars,powder or sponge	3	173	65	4.072
7110219000	Palladum, unwrouht, in other form	342	923	1.330	1.890
7110290000	Palladum, wrought	0	6	0	3
7110390000	Rhodium, wrought	0	1	0	218
7110411000	Iridium, osmium & ruthenium in lumpingots,cast bars,powder or sponge	33	90	40	985
7110490000	Iridium, osmium & ruthenium, wrought	98	1.665	673	49.732
7111009000	Base metals, clad with platinumsemi-manufactured	0	2	0	4.021
7112300000	Ash containing precious metal orprecious metal compounds	0	61	0	798
7113111000	Parts of jewellery of silver	179	56.512	287.743	4.801.202
7113119000	Jewellery of silver	93	5.827	16.364	84.748
7113191000	Parts of jewellery of other preciousmetal	0	11	0	39.151
7113199000	Jewellery of other precious metal	10	15.588	12.571	2.013.973
7113201000	Parts of jewellery of base metal,clad with precious metal	0	33	0	9.797
7113209000	Jewellery of base metal, clad withprecious metal	774	3.996	1.217	27.166
7114110000	Articles of silversmiths wares ofsilver, whether or not plated or clad	0	267	0	4.082
7114200000	Articles of goldsmiths wares ofbase metals, clad with precious metal	0	2	0	48
7115100000	Catalysts of platinum, in the formof wire cloth or grill	0	393	0	10.484
7115901000	Other articles of golds or silver	0	1	0	4.094
7115909000	Oth articles of precious metal/of metalclad with precious metal	0	101.966	0	232.327
7116100000	Articles of natural/cultured pearls	0	22	0	403.828
7116200000	Articles of precious/semi-preciousstones(natural/synthetic/reconstructed)	0	1.385	0	249.170
7117111000	Parts cuff-links and studs, of basemetal, whether or not plated	0	537	0	16.513
7117119000	Cuff-links and studs of base metalwhether/not plated with precious metal	361	37.366	4.965	122.963
7117191000	Bangles of base metal, whether or notplated with precious metal	5.328	43.107	19.798	201.619
7117192000	Parts of oth imitation jewelleryof base metal, whether or not plated	12	6.362	195	7.203
7117199000	Other imitation jewellery of base metalwhether or not plated	81.620	770.190	483.835	5.181.586
7117901000	Bangles	1.089	44.247	5.508	87.388
7117902000	Other imitation jewellery	75.034	1.502.784	166.883	3.104.556
7117909000	Parts of imitation jewellery	2.583	76.353	8.198	588.877
7118101000	Silver coin, not being legal tender	1	83	20	1.919
7118109000	Oth coin (not gold coin), not beinglegal tender	2.644	4.803	5.002	11.525
7118902000	Silver coin, being legal tender	0	385	0	159
7118909000	Oth coin (oth than gold/silver coin)	0	306	0	448
7201100000	Non-alloy pig iron cont. by weight0.5% or less of phosphorus	21.271.880	39.420.878	7.312.511	13.591.160
7201200000	Non-alloy pig iron cont. by weightmore than 0.5% of phosphorus	0	159	0	4.017
7201500000	Alloy pig iron; spiegeleisen	108.008	27.621.367	57.732	10.092.712
7202110000	Ferro-manganese, cont. by weight morethan 2% of carbon	313	6.457.257	208	3.884.605
7202190000	Ferro-manganese, cont. by weight <=than 2% of carbon	641.855	1.673.471	1.053.513	3.917.667
7202210000	Ferro-silicon, cont. by weight morethan 55% of silicon	1.182.180	6.747.165	1.407.356	7.942.742
7202290000	Ferro-silicon, cont. by weight <=than 55% of silicon	168.516	1.269.467	328.269	2.248.730
7202300000	Ferro-silico-manganese	2.757.460	16.531.560	2.670.972	16.605.908
7202410000	Ferro-chromium, cont. by weight morethan 4% of carbon	5.961	264.659	21.586	392.977
7202490000	Ferro-chromium, cont. by weight <=than 4% of carbon	789	128.246	5.117	358.632
7202500000	Ferro-silico-chromium	0	56.397	0	112.336
7202600000	Ferro-nickel	0	1.396	0	17.144
7202700000	Ferro-molybdenum	14.625	123.775	315.111	1.864.237
7202800000	Ferro-tungsten & ferro-silico-tungsten	0	2.509	0	2.400
7202910000	Ferro-titanium and ferro-silico-titanium	0	109.130	0	373.921
7202920000	Ferro-vanadium	0	26.012	0	352.062
7202930000	Ferro-niobium	15.000	43.540	373.395	999.654
7202990000	Other ferro-alloys	348.655	1.529.280	733.900	3.232.157
7203100000	Ferrous products obtained by directreduction of iron ore	12.363.064	101.626.466	3.581.745	33.592.726
7203900000	Other ferrous products	63.550	72.517	242.272	262.165
7204100000	Waste and scrap of cast iron	698.445	21.288.767	191.258	6.469.027
7204210000	Waste and scrap of stainless steel	11.220	103.954	6.054	77.218
7204290000	Waste and scrap of oth alloy steel	49.888.608	188.482.146	15.224.993	54.463.149
7204300000	Waste & scrap of tinned iron or steel	741.536	8.385.763	186.557	2.278.863
7204410000	Turnings,shavings,chips,milling waste,sawdust,filings,trimmings & stampings	0	3.360.904	0	887.442
7204490000	Other ferrous waste and scrap :	127.206.453	584.392.959	38.769.265	163.158.563
7204500000	Remelting scrap ingots	0	12.952	0	121.056

I.3. IMPOR MENURUT KOMODITI / IMPORT BY HS COMMODITY
*****SEPTEMBER / SEPTEMBER 2009 *****

H S	Uraian Komoditi Commodity Description	Berat Bersih / Net Weight (Kg)		Nilai / Value C.I.F (US\$)	
		Bulan ini Current Month	Kumulatif Cum.Jan. to date	Bulan ini Current Month	Kumulatif Cum.Jan. to date
7205100000	Granules of pig iron, spiegeleisen,iron or steel	298.317	3.740.362	461.164	4.140.311
7205210000	Powder of alloy steel	89.056	732.836	217.903	1.790.489
7205290000	Powder of pig iron, spiegeleisen,iron or steel (oth than alloy steel)	94.236	2.017.966	124.782	2.902.700
7206101000	Iron and non-alloy in ingotscontaining by weight > 0.6% of carbon	14.129	198.499	29.342	147.897
7206109000	Iron and non-alloy in ingotscontaining by weight <= 0.6% of carbon	5.612	885.933	57.899	676.204
7206900000	Iron and non-alloy in primaryform other than ingots	739.127	2.532.290	1.119.392	8.769.307
7207110000	Semi-finished iron/non-alloycont. < 0,25% carbon ,rectnglr,square	86.619.635	450.568.280	37.761.970	177.985.784
7207121000	Slabs of iron/non alloy, cont.< 0,25%of carbon, other than square	175.252.956	669.707.420	68.685.973	268.605.924
7207129000	Oth semi-finished iron/non-alloycont.< 0,25% carbon ,rectnglr,not square	25.898.342	90.318.275	11.547.974	40.273.955
7207190000	Oth semi-finished iron/non-alloycont.< 0,25% of carbon	782.557	2.962.405	308.318	1.689.227
7207201100	Slabs of iron/non alloy,cont.by weight> 0.6% of carbon	25.278	36.857	21.865	31.686
7207201900	Oth semi-finished iron/non-alloycont. by weight > 0,6% of carbon	2.090.950	2.580.529	1.628.535	2.026.351
7207209100	Slabs of iron/non alloy,cont.by weight0,25% <= carbon <= 0.6%	54.641	642.486	42.795	503.554
7207209900	Oth semi-finished iron/non-alloycont.by weight 0,25% <= carbon <= 0,6%	2.792.748	14.256.413	3.125.305	13.487.742
7208100000	Flat-rolled iron/nas,HRC,reliefwidth > 600 mm	374.481	29.495.432	270.197	16.142.745
7208251000	Flat-rolled iron/nas,HRC,pickled,width>600 mm, thick >= 4.75 mm for re-rolling	0	14.167.431	0	7.306.906
7208259000	Flat-rolled iron/nas,HRC,pickled,width>600 mm.thick>= 4.75 mm,not re-rolling	2.514.073	15.492.071	1.846.346	17.948.647
7208260000	Flat-rolled iron/nas,HRC,pickled,width>600,thick > 3 mm or but thick< 4,75 mm	5.741.033	32.519.075	4.288.660	27.262.848
7208270000	Flat-rolled iron/nas,HRC,pickled,width>600mm, of a thickness of less than 3 mm	9.626.097	66.941.051	6.782.464	55.478.165
7208360000	Flat-rolled iron/nas, HRC,width >600 mm, thick >10 mm	0	12.949.387	0	14.193.238
7208370000	flat-rolled iron/nas, HRC,width >600 mm, of a 4,75< thick< 10mm	768.613	22.607.651	1.011.679	16.402.655
7208380000	flat-rolled iron/nas, HRC,width >600 mm, of a 3< thick< 4,75 mm	2.032.336	19.437.265	1.335.181	11.648.707
7208390000	Flat-rolled iron/nas, HRC,width >600 mm, thick< 3 mm	30.533.081	142.925.347	15.082.896	74.827.558
7208400000	Flat-rolled iron/nas, HRnCreliief	190.952	481.472	201.553	632.451
7208510000	Flat-rolled iron/nas, HRnC,width>600 mm, of a thickness > 10 mm	9.573.005	72.463.754	6.957.449	68.432.560
7208520000	Flat-rolled iron/nas, HRnC,width>600 mm, 4,75 < thickness < 10 mm	11.790.670	54.770.305	7.993.177	40.998.493
7208530000	Flat-rolled iron/nas, HRnC,width>600 mm, 3 < thickness < 4,75 mm	29.820	1.018.865	32.731	1.008.100
7208540000	Flat-rolled iron/nas, HRnC,width>600 mm, thickness < 3 mm	8.580	2.353.895	6.536	1.672.245
7208900000	Other Flat-rolled iron/nas	4.705.490	17.016.583	4.777.435	16.407.444
7209150000	Flat-rol in coils, cold-rolledwidth > 600 mm, thickness >3 mm	308.218	2.586.573	295.301	2.943.197
7209160010	Flat-crc, pickled or not, 1<thick<3mm,600 < width < 1250 mm	7.395.279	44.330.064	5.034.236	34.476.761
7209160090	Flat-crc, pickled or not, 1<thick<3mm,width > 1250 mm	2.705.720	12.883.441	2.365.029	11.705.038
7209170010	Flat-crc, pickled or not, 0,5<thick<1mm,600 < width < 1250 mm	13.278.675	88.724.135	8.880.497	65.566.143
7209170090	Flat-crc, 0,5<thickness<1mmwidth > 1250 mm	5.617.009	44.294.573	4.201.370	37.452.273
7209181000	Tin-mill blackplate (mbp), crcof a thickness < 0.5 mm	8.157.943	57.935.733	6.054.226	48.665.382
7209182000	Flat-crc, thickness<= 0,17 mmcontaining by weight<= 0.6% of carbon	0	6.955.960	0	4.068.937
7209189000	Flat-crc, 0,17< thickness< 0,5 mmcontaining by weight<= 0.6% of carbon	12.165.511	104.237.861	7.658.978	64.122.476
7209250000	Flat of iron/non-alloy, not in coilcold rolled, of a thickness >= 3 mm	477.023	7.015.037	354.320	5.886.241
7209260010	Flat of iron/non-alloy, not coil,coldrolled,1mm<thickness<3mm,width<=1,250 mm	274.425	881.177	148.038	465.458
7209260090	Flat of iron/non-alloy, not coil,coldrolled,1 mm<thickness<3mm,width>1,250 mm	14.666	1.100.022	17.163	511.121
7209270010	Flat of iron/non-alloy,not coil,coldrolled,0,5mm=<thicknes<1mm,width<1,250mm	178.001	458.425	81.306	323.657
7209270090	Oth flat of iron/non-alloy,not incoil,cold rolled,0,5mm =< thickness<1 mm	27.025	764.089	35.880	440.821
7209281000	Flat-CRnC, thickness<= 0,17 mmcontaining by weight<= 0.6% of carbon	0	2.401.313	0	2.091.294
7209289000	Flat-CRnC, 0,17< thickness< 0,5 mmcontaining by weight<= 0.6% of carbon	299.313	717.066	162.668	394.208
7209901000	Flat of iron/non-alloy, cold-rolled,corrugated form	0	141.400	0	255.285
7209909000	Flat of iron/non-alloy, cold-rolled,other than corrugated form	528.491	3.004.971	134.594	1.266.351
7210111000	Flat-rolled of iron/nas,carbon>=0.6%plated or coated with tin,thick > 0,5mm	188.056	1.654.366	191.891	2.230.196
7210119000	Flat-rolled of iron/nas,carbon< 0.6%plated or coated with tin,thick > 0,5mm	457.375	5.040.668	1.231.028	9.430.948
7210121000	Flat-rolled of iron/nas,carbon>=0.6%plated or coated with tin,thick < 0,5mm	3.366.725	18.549.146	3.466.324	23.230.653
7210129000	Flat-rolled of iron/nas,carbon< 0.6%plated or coated with tin,thick < 0,5mm	4.683.666	30.429.929	4.741.461	33.163.094
7210201000	Flat-rolled of iron/nas,carbon>=0.6%plated or coated with lead, thick <1,5mm	329.410	2.036.852	431.227	2.993.441
7210209000	Flat-rolled of iron/nas,carbon>=0.6%plated or coated with lead, thick >1,5mm	701	1.555.021	18.133	2.099.324
7210301000	Flat-rolled of iron/nas,carbon < 0.6%plated or coated with lead, thick <1,5mm	2.669.292	20.655.847	2.235.135	17.997.012
7210309000	Flat-rolled of iron/nas,carbon < 0.6%plated or coated with lead, thick >1,5mm	2.018.854	13.845.435	2.788.038	18.901.765
7210419000	Flat-rollof iron/nas,othwise plated zinc,carbon< 0.6% ,corrugated,thick< 1,5mm	0	5.329	0	7.999
7210491000	Flat-rolled of iron/non-alloy, othwiseplated zinc,not corrugated,thick <=1.2mm	3.812.566	25.103.660	3.048.545	24.301.541
7210492000	Flat-rollof iron/nas,othwise plated zinccarbon< 0.6% ,n-coruugated,thick<= 1,5mm	581.551	1.835.409	503.643	1.528.496
7210499000	Flat-rolled of iron/non-alloy, othwiseplated zinc,not corrugated,thick > 1.2mm	1.000.958	5.413.876	837.012	5.530.892
7210500000	Flat-rolled iron/non-alloyplated with cromium & or chromium oxides	1.434.909	11.896.033	1.438.690	14.332.408
7210611000	Flat-rolled iron/non-alloyplated with alumnm-zinc,thickness<=1.2mm	2.318.657	25.383.375	1.801.220	21.109.932
7210619000	Flat-rolled iron/non-alloyplated with alumnm-zinc,thickness >1.2mm	251.970	17.344.398	226.799	12.015.880
7210691000	Flat-rolled iron/non-alloyplated with oth alumnm,thickness<=1.2mm	35.550	8.656.212	45.436	5.455.105
7210699000	Flat-rolled iron/non-alloyplated with oth alumnm,thickness >1.2mm	46.241	1.527.446	86.017	1.392.151
7210701000	Flat-rollof iron/nas,painted, varnished,coated plastics,carbon<0.6%,thick<=1,5mm	3.996.951	15.911.706	4.070.696	16.965.956
7210709000	Flat-rollof iron/nas,painted, varnished,coated plastics,carbon<0.6%,thick>1,5mm	169.802	2.858.052	314.462	3.082.018
7210901000	Flat-rollof iron/nas,plated,coated othmetal,carbon<0.6%,thick<=1,5mm	126.882	618.088	231.048	777.403
7210909000	Flat-rollof iron/nas,plated,coated othmetal,carbon<0.6%,thick>1,5mm	948.497	4.219.578	1.471.926	6.916.530
7211131000	Hoop,strip iron/not alloy, HR, not clad150 mm<width<600mm,thick <= 4mm	0	11.987	0	67.248
7211132000	Rolled on 4 faces/in closed box,HR, notclad, corrugated,carbon<=0,6%,thick<=4rr	0	3.464	0	12.777
7211139000	Rolled on 4 faces/in closed box,HR, notclad, oth shape,thick<=4mm, width>150mm	5.270	5.838.595	23.841	4.180.791
7211141000	Hoop&strip iron/not alloy, HR, not cladcarbon<=0,6%,thick>=4,75mm, width<400m	1.139	153.201	1.993	217.514
7211142000	Flat-rolled iron/not alloy, HR,not cladcorrugated, carbon <=0.6%,thick>=4,75mm	4.061	5.088	34.479	45.939

I.3. IMPOR MENURUT KOMODITI / IMPORT BY HS COMMODITY
*****SEPTEMBER / SEPTEMBER 2009 *****

H S	Uraian Komoditi Commodity Description	Berat Bersih / Net Weight (Kg)		Nilai / Value C.I.F (US\$)	
		Bulan ini Current Month	Kumulatif Cum.Jan. to date	Bulan ini Current Month	Kumulatif Cum.Jan. to date
7211149000	Oth flat-rolled iron/not alloy,not cladhr, carbon <=0,6%,thick>=4,75mm	203.818	1.718.668	335.044	2.177.886
7211191000	Hoop&strip iron/not alloy, HR, not cladcarbon<=0,6%,thick<4,75mm, width<400mm	1.509	721.960	4.496	669.874
7211192000	Flat-rolled iron/not alloy, HR,not cladcorrugated, carbon<= 0,6%,thick <4,75mm	0	1.178	0	4.891
7211193000	Oth flat-rolled iron/not alloy,not cladhr, carbon <=0,6%,thick < 0.17 mm	2	2	56	56
7211199000	Oth flat-rolled iron/not alloy,not cladhr, carbon <=0,6%, 0.17<thick<4.75 mm	662.858	3.775.530	482.445	2.640.576
7211232000	Hoop&strip iron/not alloy,CR, not cladcarbon<=0,25%, width < 400mm	75.304	240.179	69.307	195.737
7211239010	Oth flat-rolled iron/not alloy,not cladcr, carbon < 0,25%,thick < 40 mm	0	903	0	900
7211239090	Oth flat-rolled iron/not alloy,not cladcr, carbon < 0,25%, thick >= 40 mm	190.667	1.065.778	223.902	1.239.475
7211291000	Flat-rolled iron/not alloy,CR,not cladcorrugated, carbon >= 0,25%	0	15.008	0	52.662
7211292000	Hoop&strip iron/not alloy,CR, not cladcarbon >= 0,25%, width < 400mm	66.706	1.829.303	63.371	1.827.829
7211293000	Oth flat-rolled iron/not alloy,not cladcr, carbon >= 0,25%,thick < 0.17 mm	0	9	0	158
7211299000	Oth Hoop&strip iron/not alloy,not cladcr, carbon >= 0,25%, width < 400mm	334.179	1.355.105	470.497	2.284.069
7211901000	Oth Hoop&strip iron/not alloy,not cladwidth < 400mm	108.691	428.310	126.749	774.585
7211902000	Oth flat-rolled iron/not alloy,not cladcorrugated, carbon < 0,6%	0	7.459	0	75.803
7211903000	Oth flat-rolled iron/not alloy,not cladthickness <= 0.17 mm	8	19	95	359
7211909000	Oth flat-rolled iron/not alloy,not cladthickness > 0.17 mm	106.030	4.908.615	192.933	4.448.787
7212101000	Hoop,strip iron/not alloy, coated tin,width < 400mm	18.871	127.630	20.529	188.055
7212109000	Flat-rolled iron/not alloy, coated tin,400 mm <= width < 600mm	25.981	377.148	35.780	479.539
7212201000	Hoop,strip iron/not alloy, width<400mm,elect coated with zinc	43.670	99.500	66.998	146.547
7212202000	Flat-rolled iron/not alloy,width<600mm,carbon<0,6%,thick<=1,5mm,elect coat zinc	263	25.302	1.433	56.511
7212209000	Flat-rolled iron/not alloy, other shapeelect coated with zinc	260.032	857.633	208.662	816.211
7212301000	Hoop,strip iron/not alloy, coated zinc,width < 400mm non-elect coated zinc	121.068	404.556	105.032	448.696
7212309000	Flat-rolled iron/not alloy, other shape,non-elect coated with zinc	9.139	73.736	18.684	149.183
7212401000	Hoop,strip iron/not alloy, coated zinc,width < 400mm, coated with plastic	287.666	1.907.717	250.073	2.684.135
7212402000	Flat-rolled iron/not alloy, carbon<0,6%,thick > 1.5 mm, coated with plastic	17.224	668.112	18.602	828.609
7212409000	Flat-rolled iron/not alloy, other shape,painted, varnished/coated with plastics	470.879	9.563.072	678.480	12.939.588
7212501010	Hoop,strip iron/not alloy, width<400 mm,coated with aluminium-zinc alloys	338	132.075	15.990	377.208
7212501020	Hoop,strip iron/not alloy, width<400 mm,coated with chromium	0	593.396	0	478.334
7212501090	Other hoop,strip iron/not alloy,width < 400 mm	1.444	125.345	4.953	168.800
7212502090	Other flat-rolled iron/not alloy,carbon<0,6%, thick > 1.5 mm	57.028	475.999	146.124	1.471.890
7212509000	Flat-rolled iron/not alloy, otherwiseplated or coated	824.988	4.799.797	580.395	3.233.618
7212601000	Hoop,strip iron/not alloy, cladwidth < 400mm	50.805	480.185	192.824	2.100.482
7212609000	Flat-rolled iron/not alloy, clad	772.138	1.074.805	598.536	944.271
7213100010	Containing indentations,ribs,grooves ofcircular crosssection <= 50 mm2	71.633	101.948	41.184	112.772
7213100020	Containing indentations,ribs,grooves ofrectangular, square <= 20 mm2 in width	230.178	647.079	146.693	393.374
7213100090	Containing indentations,ribs,grooves ofshape	1.127.079	1.577.247	626.948	1.253.738
7213200000	Other bars, rods, hot-rolled ,in irregularly, of free-cutting steel	141.759	630.488	220.214	1.151.254
7213910000	Other bars, rods, hot-rolled , circularcross-section < 14 mm in diameter	12.062.384	47.618.471	7.123.679	32.391.442
7213990000	Other bars, rods, hot-rolled , notcircular	2.371.484	25.104.835	1.807.098	18.659.481
7214101100	Oth bars,rods of iron, non-alloy steelforged,carbon<0,6%,circlr cross-section	561.936	6.381.164	416.819	3.457.149
7214101900	Oth bars,rods of iron, non-alloy steelforged,carbon<0,6%,not circular	7.248	363.453	15.121	1.113.856
7214102100	Oth bars,rods of iron, non-alloy steelforged,carbon>=0,6%,circlr cross-section	992	4.253.729	2.486	2.209.658
7214102900	Oth bars,rods of iron, non-alloy steelforged,carbon >= 0,6%,not circular	96.462	1.377.872	41.224	2.338.456
7214201100	Containing indentations, ribs, groovescarbon < 0.6%, circular cross-section	124	481	2.339	13.905
7214201900	Containing indentations, ribs, groovescarbon < 0.6%, not circular	69.513	1.057.609	46.793	656.853
7214202100	Containing indentations, ribs, groovescarbon >= 0.6%, circular cross-section	0	5	0	559
7214202900	Containing indentations, ribs, groovescarbon >= 0.6%, not circular	935	980.660	314	690.612
7214300000	Other bars & rods, not forged, offree-cutting steel	82.688	181.506	95.093	300.517
7214911010	Concrete steel, hot-rolled,hot-drawn,hot-extruded, carbon < 0.6%	881.744	7.695.596	576.182	5.907.120
7214911020	Shaft bars, manganese steel, hot-rolled,hot-drawn, hot-extruded, carbon < 0.6%	219.480	1.541.277	201.150	2.173.701
7214911090	Other bars & rods, hot-rolled,hot-drawnor hot-extruded, carbon < 0,6 %	299.738	2.376.078	209.081	1.984.058
7214912010	Concrete steel, hot-rolled,hot-drawn,hot-extruded, carbon >= 0.6%	0	1.275.405	0	646.928
7214912020	Shaft bars, manganese steel, hot-rolled,hot-drawn, hot-extruded, carbon >= 0.6%	9	19.445	86	164.841
7214912090	Other bars & rods, hot-rolled,hot-drawnor hot-extruded, carbon >= 0,6 %	192.722	893.377	311.457	1.533.892
7214991010	Carbon,oth than of circularcross-section: concrete steel	63.609	87.260	66.848	81.588
7214991020	Carbon, other than of circularcross-sect:shaft bars; manganese steel	64.425	1.364.024	106.212	2.122.490
7214991090	Oth. carbon, other than of circularcross-section	39.831	71.254	44.410	87.987
7214999010	Oth. carbon, other than of circularcross-section concrete steel	161.098	2.349.448	202.173	1.917.223
7214999020	Oth. carbon, other than of circularcross-sect:shaft bars; manganese steel	3.092.627	23.564.894	2.596.386	22.016.776
7214999090	Oth.Than Concrete steel, Shaft bars, manganes steel	629	238.112	3.871	487.265
7215100000	Oth bars & rods of iron/non-alloy steelfree-cutting steel,cold-formed/finished	445.650	4.520.897	1.491.142	6.309.736
7215509000	Oth bars & rods of iron/non-alloy steel	78.593	2.625.880	106.180	6.706.147
7215900010	Manganese steel/shaft bars,containingby weight less than 0.6% of carbon	14.932	288.900	16.557	292.846
7215900020	Oth Mangan steel/shaft bars,containingby weight less than 0.6% of carbon	540.702	1.593.392	294.186	1.671.976
7215900030	Manganese steel/shaft bars, containingby weight 0.6 % or more of carbon	919.449	1.614.246	595.543	1.178.652
7216100000	U, i or h sections , not further workedthan hot-rolled, of a height < 80 mm	2.545.412	17.158.984	1.894.065	13.843.180
7216210000	L section of iron/non-alloy steel, notworked than hot-rolled,of a height<80 mm	177.172	1.984.706	226.329	2.871.920
7216220000	T section of iron/non-alloy steel, notworked than hot-rolled,of a height<80 mm	0	122.597	0	129.533
7216310000	U, l or H sections, not further workedu sections	616.404	5.001.569	437.914	3.058.263
7216320000	U, l or H sections, not further workedi sections	792.053	8.929.980	431.657	5.744.587
7216330000	U, l or H sections, not further workedh sections	2.691.501	23.493.529	1.955.718	18.411.406
7216400000	L/T sect,not further work than hot-rollhot-drawn/extrud,a height of 80mm /more	100.776	2.091.843	54.419	1.633.700

I.3. IMPOR MENURUT KOMODITI / IMPORT BY HS COMMODITY
*****SEPTEMBER / SEPTEMBER 2009 *****

H S	Uraian Komoditi Commodity Description	Berat Bersih / Net Weight (Kg)		Nilai / Value C.I.F (US\$)	
		Bulan ini Current Month	Kumulatif Cum.Jan. to date	Bulan ini Current Month	Kumulatif Cum.Jan. to date
7216501000	Oth angles,shapes§ions,not furtherof a height of less than 80 mm	90.010	921.538	108.117	927.603
7216509000	Oth angles, shapes & sect,not furtherof a height of more than 80 mm	3.012.993	42.616.934	2.272.400	38.049.344
7216610000	Angles,shapes§ions,not worked thancold-formed,obtain from flat-rolled prod	1.132	13.422	2.482	10.235
7216690000	Angle,shape§,not workthan cold formoth than obtain from flat-rolled product	115.584	1.376.733	168.175	1.765.017
7216910000	Oth angles,shapes§,not further workcold form/finish from flat roll product	824	20.849	4.409	44.152
7216990000	Oth angles,shapes§,not further workoth than cold form/finish,flat roll prod	1.573.223	6.156.410	967.141	7.258.560
7217101000	Wire of iron/non-alloy steel,not platd/coated,cont.carbon < 0.25% by weight	2.275.871	10.163.665	745.218	3.538.724
7217102200	Bead wire;flat hard steel reed wire;notplated/coated; 0.25%=< carbon<0.6%	213.347	2.250.703	231.234	2.685.515
7217102900	Other wire of iron or non-alloy steel,not plate/coated, 0.25% =< carbon < 0.6%	1.625.152	8.415.302	949.011	6.336.623
7217103100	Spokes wire;bead wire;flat hard steelreed wire;not plated/coated,carbon>=0.6%	1.016.785	3.434.739	799.590	3.428.232
7217103900	Other wire of iron or non-alloy steel,not plated/coated, cont. carbon >= 0.6%	1.784.250	5.908.737	1.277.075	4.217.223
7217201000	Wire of iron/non-alloy steel,plated w/zinc, cont.carbon < 0.25% by weight	4.700.183	14.759.690	2.226.642	8.194.155
7217202000	Wire of iron/non-alloy steel,plated w/zinc,cont.carbon>0.25% & <0.45%by weight	173.375	673.654	103.090	488.983
7217209100	High carbon steel core wire,for alminumconductors steel reinforced (acsr)	18.690	49.250	25.423	366.856
7217209900	Oth than high carbonsteel core wire,foraluminium conduct steel reinforced(acsr)	582.261	3.222.764	658.021	4.652.932
7217301000	Wire of iron/non-alloy steel,plated w/oth base metal,cont.crbn<0.25% by weight	39.064	52.363	99.645	306.867
7217302000	Wire of iron/non-alloy steel,plated w/oth base metal,cont.0.25% =<carbon <0.6%	20.241	4.110.617	20.937	2.184.037
7217303110	Copper alloy coated high carbon steelwire coated with brass	1.998.441	13.645.098	3.154.913	18.908.516
7217303190	Copper alloy coated high carbon steelsteel coated with other copper alloys	323.933	3.020.360	378.667	3.800.084
7217303900	Other wire of iron or non-alloy steelplated with oth base metal,carbon>=0.6%	8.130.631	10.287.735	2.342.605	3.691.839
7217901000	Oth wire of iron/non-alloy steel,platedzinc>=240g/m?, silicon<=0.1%,cover by pvc	406.186	830.958	379.641	1.055.506
7217909010	Oth wire of iron/non-alloy steel,platedcontaining by weight 0.6% or more	2.274	273.889	15.184	635.543
7217909090	Oth wire of iron/non-alloy steel,platedexcluding goods of subheading 7217.90.10	429.260	1.943.963	638.867	2.340.151
7218100000	Ingots & oth primary forms of stainlesssteel	2	1.652	1.195	16.731
7218910000	Semi-finished prod.of stainless steelof rectangulr (not square) cross-section	620	8.496	1.951	69.404
7218990000	Oth semi-finished prod.of stainlesssteel	38.774	663.324	208.084	3.577.782
7219110000	Flat-roll prod of stainless steel,hotrolled,in coil of a thick exceed 10mm	21.510	198.948	50.933	480.113
7219120000	Flat-roll prod of stainless steel,hotrolled,in coil of a 4.75mm=<thick<=10mm	265.576	1.610.622	626.539	3.402.816
7219130000	Flat-roll prod of stainless steel,hotrolled,in coil of a 3mm<=thick<=4.75mm	6.922.321	44.960.617	9.440.114	63.127.245
7219140000	Flat-roll prod of stainless steel,hotrolled,in coil of a thickness<=3mm	79.401	3.308.133	170.696	4.784.084
7219210000	Flat-roll prod of stainless steel,hotrolled,not in coil of a thick > 10mm	1.626.576	10.006.099	1.230.728	9.216.565
7219220000	Flat-roll prod of stainless steel,hotroll,not in coil of 4.75mm=<thick<=10mm	3.412.020	41.226.604	2.653.154	33.468.765
7219230000	Flat-roll prod of stainless steel,hotroll,not in coil of a 3mm<=thick<=4.75mm	466.973	3.904.824	1.211.906	11.349.009
7219240000	Flat-roll prod of stainless steel,hotrolled,not in coil of a thickness<=3mm	20.838	693.287	90.039	1.243.458
7219310000	Flat-rolled prod.of stainless steel,cold rolled, of a thickness >= 4.75 mm	5.226	105.563	7.294	707.903
7219320000	Flat-rolled prod.of stainless steel,cold rolled, 3 mm =< thickness < 4.75 mm	110.682	941.517	182.466	2.050.008
7219330000	Flat-rolled prod.of stainless steel,cold rolled, 1 mm < thickness < 3 mm	601.804	6.262.545	1.057.854	10.764.034
7219340000	Flat-rolled prod.of stainless steel,cold rolled, 0.5 mm =< thickness <= 1 mm	878.242	5.609.547	1.657.842	10.335.915
7219350000	Flat-rolled prod.of stainless steel,of a thickness < 0.5 mm	783.203	3.578.847	1.270.546	6.348.728
7219901000	Oth flat-roll prod.of stainless steel,thick>=1.5mm & <125mm patterns from roll	0	28.717	0	135.025
7219902000	Oth flat-rolled prod.of stainless steel,of a thickness < 0.5 mm	0	20.990	0	54.056
7219909000	Oth flat-rolled prod.of stainless steel,of a thickness >0.5 mm	2.134.026	4.763.509	1.338.140	3.670.218
7220111000	Hoop & strip of stainless steel, hotrolled,of a thick >= 4.75 mm,width<400mm	81.867	1.615.018	91.570	2.316.852
7220119000	Hoop & strip of stainless steel, hotrolled,of a thick >= 4.75 mm,width>400mm	1.060.812	11.730.345	1.067.160	9.004.891
7220121000	Hoop & strip of stainless steel, hotrolled,of a thick < 4.75 mm,width<400mm	36.287	332.933	74.362	528.989
7220129000	Hoop & strip of stainless steel, hotrolled,of a thick < 4.75 mm,width>400mm	130.714	1.459.821	251.674	2.538.838
7220201000	Hoop & strip of stainless steel, coldrolled, width < 400mm	223.702	770.116	394.291	1.603.144
7220209000	Hoop & strip of stainless steel, coldrolled, width>400mm	431.291	8.043.492	584.734	15.105.228
7220901000	Hoop & strip of stainless steel, notcold rolled, width < 400mm	13.862	86.221	220.330	770.168
7220909000	Hoop & strip of stainless steel, notcold rolled, width > 400mm	2.240.601	59.581.466	2.225.340	119.397.782
7221000000	Bars & rods, hot-rolled,in irregularlywound coils, of stainless steel.	12.657	989.151	16.597	1.184.081
7222110000	Bars,rods, hot-rolled, in irregularlyof circular cross-section	51.986	829.779	129.021	1.870.982
7222190000	Bars,rods, hot-rolled, in irregularlyof not circular cross-section	148.428	1.548.605	247.922	3.080.865
7222201000	Bars,rods, cold-formed or cold-finishedof circular cross-section	117.702	657.023	251.729	2.870.717
7222209000	Bars,rods, cold-formed or cold-finishedof not circular cross-section	789.889	3.356.631	1.141.863	6.987.365
7222301000	Other bars and rods of circularcross-section	43.904	333.797	68.776	810.120
7222309000	Other bars and rods of not circularcircular cross-section	274.608	3.891.861	401.820	4.240.264
7222400000	Angles, shapes and sections ofstainless steel	121.668	2.500.262	179.206	2.963.839
7223001000	Wire of stainless steel having a cross-sectional dimension exceeding 13 mm	4.912	188.840	25.633	618.203
7223009000	Wire of stainless steel having a cross-sectional dimension <= 13 mm	483.436	2.755.648	1.686.630	9.883.346
7224100000	Ingots & oth primary forms of oth alloysteel	345.247	1.230.923	427.541	1.413.405
7224900000	Semi-finished prod. of oth alloy steel	3.135.988	3.652.840	2.547.811	4.648.882
7225110000	Grain-oriented of silicon-elect steela width of 600 mm or more.	501.885	6.349.495	1.602.093	22.332.911
7225190000	Oth than Grain-orient of silicon-electsteel a width of 600 mm or more.	1.905.700	14.638.014	1.749.005	15.068.563
7225300000	Flat-roll product of oth alloy steel,ofnot further worked than hot-roll,in coil	1.441.052	5.884.082	1.114.217	5.148.859
7225400000	Flat-roll prod of oth alloy steel,of notfurther worked than hot-roll,not in coil	7.605.542	23.092.723	6.063.644	28.929.886
7225500000	Flat-roll prod of oth alloy steel,of notfurther worked than cold-rolled	1.108.431	5.260.168	888.500	5.137.815
7225910000	Oth flat-rolled prod.of oth alloy steel,electrolytically plated/coated with zinc	1.485.827	8.066.932	4.353.970	16.815.795
7225920000	Oth flat-rolled prod.of oth alloy steel,otherwise plated or coated with zinc	466	379.757	3.006	774.218
7225990000	Oth flat-rolled prod.of oth alloy steel,otherwise plated or coated with not zinc	1.038.223	5.731.217	733.240	7.390.437
7226111000	Hoop & strip, grain-oriented of siliconelectrical steel, of a width <= 400 mm	46.992	257.661	164.042	986.589
7226119000	Hoop & strip, grain-oriented of siliconelect steel, of a width >400 mm,<600mm	388.082	2.738.692	1.394.872	12.606.384

I.3. IMPOR MENURUT KOMODITI / IMPORT BY HS COMMODITY
*****SEPTEMBER / SEPTEMBER 2009 *****

H S	Uraian Komoditi Commodity Description	Berat Bersih / Net Weight (Kg)		Nilai / Value C.I.F (US\$)	
		Bulan ini Current Month	Kumulatif Cum.Jan. to date	Bulan ini Current Month	Kumulatif Cum.Jan. to date
7226191000	Hoop,strip,oth than grain-orient ofsilicon elect steel,of a width<= 400 mm	34.234	218.679	132.719	824.253
7226199000	Hoop,strip,oth than grain-orient ofsilii elect steel,of width>400mm,<600mm	70.488	406.740	163.168	895.337
7226209000	Hoop & strip of high speed steelof a width > 400 mm, < 600mm	139	338.203	121	492.256
7226911000	Hoop,strip of oth alloy steel,hot rolled, of a width <= 400 mm	46.314	178.538	57.276	261.254
7226919000	Hoop,strip of oth alloy steel,hot rolled, width >400 mm, <=600mm	1.598	1.507.725	8.650	2.492.145
7226921000	Hoop,strip of oth alloy steel,cold rolled, of a width <= 400 mm	18.370	407.588	31.829	588.673
7226929000	Hoop,strip of oth alloy steel,cold rolled, width >400 mm, <= 600mm	59.882	289.113	66.132	423.522
7226991000	Hoop & strip of oth alloy steel,width <= 400 mm	15.200	122.042	43.353	584.078
7226999000	Hoop & strip of oth alloy steel,width > 400 mm and <= 600mm	65.009	1.484.453	92.417	2.886.943
7227200000	Bars & rods, hot-rolled, in irregularlywound coils, of silico-manganese steel	1.669.014	7.849.146	1.468.865	5.896.199
7227900000	Oth bars & rods, hot-rolled, inirregularly wound coils	2.404.009	11.766.677	1.362.402	9.620.988
7228101000	Bars & rods, of high speed steel, ofcircular a cross-section	3.545	214.418	15.212	722.387
7228109000	Bars & rods, of high speed steel,not ofcircular a cross-section	112.511	702.107	90.071	1.517.783
7228201000	Bars & rods, of silico-manganese steel,circular a cross-section	871.801	6.029.844	699.481	4.459.949
7228209000	Bars & rods, of silico-manganese steel,not circular a cross-section	455.513	5.670.519	777.958	7.628.644
7228301000	Oth bars&rods,of silico-manganese steelof circular cross-section	2.023.971	20.395.817	2.610.995	25.509.686
7228309000	Oth bars&rods,of silico-manganese steelnot of circular cross-section	2.410.116	25.098.955	2.490.412	29.289.459
7228401000	Oth bars,rods,not further worked thanforget, of circular cross-section	0	530.713	0	272.036
7228409000	Oth bars,rods,not further worked thanforget, not of circular cross-section	1.305.618	5.775.779	835.872	3.670.560
7228501000	Oth bars,rods,not formed/cold finishedof circular cross-section	173.660	1.079.053	350.568	1.851.502
7228509000	Oth bars,rods,not formed/cold finishednot of circular cross-section	420.947	6.174.665	823.613	10.403.413
7228601000	Other bars and rods :of circular cross-section	293.242	3.358.935	344.024	5.212.016
7228609000	Other bars and rods :not of circular cross-section	240.183	4.606.807	524.685	6.037.431
7228700000	Angles, shapes and sections of ironor alloy steel	1.950.733	8.399.842	1.393.296	6.195.510
7228801100	Hollow drill bars,rods, weight >=0.6%of circular cross-section	5.148	1.078.919	50.818	45.194.166
7228801900	Hollow drill bars,rods, weight >=0.6%not of circular cross-section	1.617	83.822	6.348	201.866
7228809000	Oth. Hollow drill bars and rods	18.395	664.806	130.322	4.650.785
7229200000	Wire of silico-manganese steel	424.238	4.544.723	230.704	4.794.011
7229900010	Wire of other alloy steel.of high speed steel	21.600	962.162	25.920	1.040.875
7229900090	Wire of other alloy steel.not of high speed steel	687.262	13.515.409	944.615	14.529.611
7301100000	Sheet piling of iron or steel	368.513	15.826.311	301.560	12.075.958
7301200000	Angles, shapes and sections of ironor steel	665.520	4.763.237	212.070	3.536.502
7302100000	Rails of iron or steel	329.151	10.507.764	349.647	11.439.612
7302300000	Switch-blades, crossing frogs, pointrods and other crossing pieces	2.396	62.539	37.206	168.025
7302400000	Fish-plates and sole plates of ironor steel	75.383	245.699	96.266	406.907
7302901000	Sleepers, of iron or steel	10.343	967.130	43.586	3.153.921
7302909000	Other than sleepers, of iron or steel	37.564	4.561.855	429.147	6.429.297
7303001010	Tubes,pipes of cast with an externaldiameter not exceeding 100 mm	50.742	301.102	177.424	1.203.097
7303001020	Tubes,pipes of cast with an externaldiameter not exceeding 150 mm	0	25.559	0	41.631
7303001030	Tubes,pipes of cast with an externaldiameter >150 mm and <=600 mm	32.377	1.815.912	45.202	1.616.436
7303001090	Oth. Tubes, pipes	876.993	6.895.936	420.245	1.775.768
7303009010	Hollow profiles, of cast iron withan external diameter < =100 mm	8.302	57.499	9.652	111.870
7303009090	Hollow profiles, of cast iron withan external diameter > 100 mm	358.176	6.312.183	418.380	12.935.041
7304110000	Tubes, pipes and hollow profiles,seamless, of stainless steel	3.490.680	31.251.302	5.616.832	64.973.843
7304190000	Oth.tube,pipe&hollow profile,seamless,line pipe of a kind use for oil/gas pipe	12.290.162	117.379.043	14.827.608	197.600.499
7304220010	Oth.tube,pipes&hollow profile,seamless,unfinished drill pipe (green pipe) with	110.598	567.026	133.666	3.181.491
7304220090	Oth.tube,pipes&hollow profile,seamless,unworked pipe end	862	2.484.192	858	6.845.657
7304230010	Unfinished drill pipe (green pipe) withyield strength less than 75,000 psi	0	206.766	0	582.406
7304230090	Oth. unfinished drill pipe (green pipe)	180.447	1.483.267	1.382.703	9.827.603
7304240010	Unfinsh case&tube, yield strgh<75000Psioth.of stanlss stel for drill	0	176.979	0	523.883
7304240090	Oth.unfinish casetube&unworked,stainlesswith yield strength less than 75,000 psi	1.591.249	2.016.655	1.838.000	2.989.024
7304290010	Unfinish casetube&unworked pipe endwith yield strength less than 75,000 psi	10.521.108	57.268.283	20.012.899	104.299.964
7304290090	Oth.unfinish casetube&unworked pipe endwith yield strength less than 75,000 psi	2.003.251	56.627.437	3.542.246	107.548.832
7304311000	High press. conduits,of circular cross-sect.of iron/non-alloy steel,cold rolled	54.019	1.316.564	102.376	3.130.146
7304319000	Oth.drill Rod Casing&tubing withpin and box threads	781.101	6.212.735	1.637.924	14.903.139
7304390000	Oth. Drill Rod Casing and tubingwith pin and	315.759	8.733.547	572.221	17.168.068
7304410000	Cold-drawn or cold-rolled (cold-reduced)stainless steel	55.117	1.044.961	92.684	2.901.860
7304490000	Oth. Cold-drawn or cold-rolled(cold-reduced) stainless steel	19.740	1.090.436	127.126	3.421.190
7304511000	High press. conduits,of circular cross-sect.of oth alloy steel,cold rolled	5	20.007	1.250	84.986
7304519000	Oth tubes/pipes/hollow profiles,seamlesscold rolled,crclr c-s of oth alloy steel	3.645	503.724	14.614	3.513.419
7304590000	Oth.Drill rod casing&tubing with pin§.of oth alloy steel,cold rolled	157.108	2.725.440	385.604	9.200.564
7304900000	Oth.Drill rod casing&tubing with pin&cold rolled,crclr c-s of oth alloy steel	1.183.705	8.910.872	2.271.451	30.782.993
7305110000	Lines pipe, for oil or gas longitudinallsubmerged arc welded of iron/steel	114.175	1.202.110	126.524	4.826.619
7305120000	Lines pipe, for oil or gas other,longitudinally welded of iron/steel	0	421.389	0	918.601
7305190000	The oth.line pipe of iron/steel for oil,external diameter > 406.4mm	992.367	9.251.165	5.821.018	40.857.907
7305200000	Casing of iron/steel used in drillingfor oil/gas external diameter 406.4mm	388	3.156.895	1.067	6.548.906
7305311000	Lines pipe, for oil or gas longitudinallstainless steel pipes & tubes	18.574	1.092.368	76.240	2.094.731
7305319000	Oth.lines pipe,for oil/gas longitudinallstainless steel pipes & tubes	6.199	2.293.776	147.109	5.408.940
7305390000	Oth.lines pipe,for oil/gas longitudinall	3.821	1.458.865	29.238	2.642.498
7305900000	Oth.lines pipe,for oil/gas longitudinallth.stainless steel pipes & tubes	126.828	561.817	340.220	1.028.504
7306110000	Line pipe of kind use for oil/gas pipewelded, of stainless steel	30.999	419.823	260.420	2.732.465
7306190000	Oth.line pipe of kind use for oil/gaspipe,welded,of stainless steel	542.748	27.314.882	1.824.713	72.745.925

I.3. IMPOR MENURUT KOMODITI / IMPORT BY HS COMMODITY
*****SEPTEMBER / SEPTEMBER 2009 *****

H S	Uraian Komoditi Commodity Description	Berat Bersih / Net Weight (Kg)		Nilai / Value C.I.F (US\$)	
		Bulan ini Current Month	Kumulatif Cum.Jan. to date	Bulan ini Current Month	Kumulatif Cum.Jan. to date
7306210000	Casing&tubing of a kind use in drillingwelded, of stainless steel	3.535	117.757	27.108	917.727
7306290000	Oth.casing&tubing of a kind use indrilling,welded,of stainless steel	445	4.056.446	4.288	5.629.268
7306301010	Boilr tube weld,of circulr cross-sect ofiron/non ally stel intrnl diamtr<12.5mm	120	170.144	292	274.746
7306301020	Boilr tube weld,of circulr cross-sect ofiron/non ally stel intrnl diamtr>=12.5mm	0	825.504	0	2.810.084
7306302010	Boilr tube weld,of single/double walled,coppr plate,intrnl diamtr<12.5mm	28.322	173.798	224.781	1.049.558
7306302020	Boilr tube weld,of single/double walled,coppr plate,intrnl diamtr>=12.5mm	7.008	1.007.179	9.979	975.202
7306303000	Boilr tube weld,of single/double walled,coppr plate,sheath pipe for heating	0	1.854	0	10.078
7306309010	Oth.boilr tube weld,of single/doublewalled,coppr plate,intrnl diamtr<12.5mm	20.927	329.145	162.508	1.698.018
7306309020	Oth.boilr tube weld,of single/doublewalled,coppr plate,intrnl diamtr>=12.5mm	946.147	3.596.126	994.863	5.748.951
7306401010	Oth.weld,of circular cross-section ofweld boilr tube w intrnl diamtr<=125 mm	646	65.040	28.154	2.493.832
7306401090	Oth.weld,of circular cross-section ofweld boilr tube w intrnl diamtr>125 mm	15.805	163.825	23.017	388.947
7306402000	Welded boiler tubes of stainless steelwith internal diametre >12.5 mm	67.933	598.800	104.656	1.909.151
7306403000	St'less steel pipes & tubes welded ofcirclr cross sec. w extrl dmtr>105mm	0	2.863	0	21.700
7306409000	Oth.,not welded of circular cross sect.with internal diameter > 12,5 mm	387.481	2.365.560	831.937	9.012.044
7306501010	Oth.boilr tube,weld,of circlr cross-sectn,oth alloy steel int.dmtr<=12.5mm	0	990	0	955
7306501020	Oth.boilr tube,weld,of circlr cross-sectn,oth alloy steel int.dmtr>12.5mm	0	4.123.092	0	27.045.810
7306509010	Oth.boilr tube,weld,of circlr cross-high pressure conduits	15	54.472	452	308.730
7306509020	Oth.boilr tube,weld,oth.thn high prsrconduit,oth alloy steel int.dmtr<=12.5mm	9.140	23.944	22.306	146.467
7306509030	Oth.boilr tube,weld,oth.thn high prsrconduit,oth alloy steel int.dmtr>12.5mm	0	652.663	0	12.460.503
7306610010	Oth.boilr tube,weld,square/rectangularcross sectin,with int.diamtr<=12,5mm	88	279.284	72	501.027
7306610090	Oth.boilr tube,weld,square/rectangularcross sectin,with int.diamtr>12,5mm	392.575	1.749.367	299.078	2.184.584
7306690010	Oth.boilr tube,non circulr crss-sectionwith internal diameter<=12,5mm	0	11.684	0	46.409
7306690090	Oth.boilr tube,non circulr crss-sectionwith internal diameter>12,5mm	0	758.213	0	4.266.204
7306901010	Bundy-weld pipes and tubes,with internal diameter <= 12,5mm	0	81.332	0	656.616
7306901090	Bundy-weld pipes and tubes,with internal diameter > 12,5mm	67.673	236.128	156.319	488.673
7306909010	Oth.thn bundy-weld pipes & tubes,with internal diameter <= 12,5mm	22.609	313.379	51.593	978.118
7306909090	Oth.thn bundy-weld pipes & tubes,with internal diameter > 12,5mm	5.532.189	19.064.305	9.029.247	32.287.904
7307110000	Cast fitting of non-malleable cast iron	29.101	340.104	51.440	428.357
7307190000	Cast fitting of other than non-malleablecast iron	150.759	4.734.594	394.592	15.551.788
7307210000	Other, of stainless steelflanges	237.040	5.227.898	807.673	11.302.091
7307220000	Other, of stainless steelthreaded elbows, bends and sleeves	111.848	1.081.707	835.714	6.831.018
7307230000	Other, of stainless steelbutt welding fittings	35.705	832.764	238.235	4.142.859
7307290000	Oth.,of stainlss steel oth.than flanges,butt welding,threaded elbow,bend&sleeve	374.633	2.776.830	1.666.188	9.436.240
7307910000	Tube or pipe fittings (couplings)flanges	1.203.128	8.812.017	2.844.001	30.794.277
7307920000	Tube or pipe fittings (couplings)threaded elbows, bends and sleeves	759.098	2.406.305	3.499.921	15.284.066
7307930000	Tube or pipe fittings (couplings)butt welding fittings	374.551	3.930.358	2.867.889	23.522.746
7307990000	Other tube/pipe fittings (couplings)	1.495.601	18.032.599	10.019.705	76.828.099
7308101000	Bridges and bridge sect. w prefab'tedtype joined by shear connectors	0	29.132	0	140.908
7308109000	Other bridges and bridge sections	33.800	897.590	74.927	2.445.506
7308201100	Towers with prefabricated modular type joined by shear connectors	1.735.142	6.068.735	6.107.238	27.667.344
7308201900	Other towers	43.580	1.030.305	181.055	2.775.760
7308202100	Lattice masts w prefabricated modular type joined by shear connectors	0	144.939	0	553.015
7308202900	Other lattice masts	44.861	2.354.090	47.908	6.521.794
7308300000	Doors, windows and their framesand thres hold for doors	107.641	1.170.797	397.417	5.151.149
7308401000	Equip. for scaffolding w prefabricatedmodlr type joined by shear connectors	53.514	149.686	149.365	230.174
7308409000	Other equipment for scaffolding,shuttering, propping or pit propping	257.686	1.793.021	256.112	5.381.529
7308902000	Other, prefabricated modular type joined by shear connectors	65	60.856	508	204.401
7308903000	Oth. corrug,curved/bent galv'd plt fass'bly,into ungdnd conduits&culvert	76.179	463.385	127.251	1.009.012
7308904000	Oth parts of tub/tunnels,made of formd&bended corrugated sheet of iron/steel	2.799	1.232.028	9.453	2.222.244
7308905000	Other, prefabricated modularrail for ships	27	61.631	281	271.072
7308909000	Other structures and partsof structures of iron or steel	3.693.815	91.147.687	10.385.977	218.338.366
7309000000	Reservoir,tank,vat&similar containerof iron/steel, capacity > 300 ltr	276.774	5.555.883	1.163.982	29.016.974
7310100010	Tank,cask,drum,can,boxe&similarfor transporting or coagulating latex	0	72.171	0	151.709
7310100020	Tank,cask,drum,can,boxe&similarof iron or steel casting in the rough	69.774	302.582	103.030	594.060
7310100030	Tank,cask,drum,can,boxe&similarother of iron/steel forging/stamping	6.000	243.822	2.723	524.293
7310100090	Oth.tank,cask,drum,can,boxe&similar	351.651	4.955.611	1.410.009	13.473.361
7310211010	Cans <1L,closed by soldering ofiron/steel casting in the rough	0	36.798	0	74.310
7310211020	Cans <1L,closed by soldering ofiron/steel forging or stamping in	713	17.237	2.334	55.664
7310211090	Oth.cans <1L,closed by soldering ofiron/steel	36.481	253.858	97.781	630.921
7310219010	Cans >1L & <50L,closed by soldering ofiron/steel casting in the rough	5.490	26.435	55.032	289.672
7310219020	Cans >1L & <50L,closed by soldering ofiron/steel forging or stamping in	0	102.106	0	93.068
7310219090	Oth.cans >1L & <50L,closed bysoldering of iron/steel	35.689	1.187.095	91.179	2.975.377
7310291010	Cans <1L,not soldering ofiron/steel casting in the rough	806	4.117	9.498	55.330
7310291020	Cans <1L,not soldering ofiron/steel forging or stamping in	0	12	0	1.986
7310291090	Oth.cans <1L,not soldering ofiron/steel	35.060	425.133	102.084	1.207.174
7310299010	Cans >1L & <50L,not soldering ofiron/steel casting in the rough	168	2.872	600	18.714
7310299020	Cans >1L & <50L,not soldering ofiron/steel forging or stamping in	1.125	8.336	8.100	226.641
7310299090	Oth.cans >1L & <50L,notsoldering of iron/steel	819.712	4.507.510	371.259	5.004.471
7311001100	Cont'ners for compressed/liquefied gasseamless stl cylinders, capacity< 30 ltr	1.837	247.811	14.388	813.671
7311001900	Other seamless steel cylinders	468.159	3.169.602	848.340	7.129.173
7311009100	Other containers of iron or steelwith capacity of less than 30 l	49.656	22.077.632	36.090	46.629.667
7311009900	Other containers of iron or steel	89.144	1.333.978	240.828	3.648.066

I.3. IMPOR MENURUT KOMODITI / IMPORT BY HS COMMODITY
*****SEPTEMBER / SEPTEMBER 2009 *****

H S	Uraian Komoditi Commodity Description	Berat Bersih / Net Weight (Kg)		Nilai / Value C.I.F (US\$)	
		Bulan ini Current Month	Kumulatif Cum.Jan. to date	Bulan ini Current Month	Kumulatif Cum.Jan. to date
7312101000	Standed wr,ropes & cables for lockedcoil,flatt'ed strands&non rotting wr rp	28.862	817.215	128.421	3.039.308
7312102000	Stranded wire,rope&cables by plated/coated wth brass.& of a nom.d<=3mm	459.495	3.330.165	1.128.198	8.476.446
7312104000	Stranded wire, rope and cables withstranded wire of diameter of< 3 mm	36.035	210.374	143.752	1.247.546
7312109000	Other stranded wire, rope and cables	2.170.918	17.370.018	3.615.090	36.546.258
7312900000	Oth stranded wire, rope and cables,plaitd bnds,slings&of ir/stl not elect	222.734	6.932.235	496.558	11.748.317
7313000000	Barbed wr of iron/steel; twisted hoop&of a kind used f fencing of iron/stl	28.503	1.143.755	27.498	629.314
7314120000	Woven cloth with endless bandsfor machinery, of stainless steel	7.845	34.153	53.811	569.886
7314140000	Woven cloth, of stainless steel	8.724	107.324	137.518	1.458.092
7314191000	Endless bands for machinery oth thn ofstainless steel	349	93.632	1.878	168.714
7314199000	Other woven cloth, not stainless steel	3.191	66.772	22.893	565.311
7314200000	Grill&fencing,welded at the intersectofwr wth a max.sect.d>3mm&mesh s>100cm	565.026	3.979.958	393.106	2.634.973
7314310000	Other grill, netting & fencing,weldedat the intersect.by pltd/coated w zinc	656.764	2.619.213	288.052	1.286.434
7314390000	Oth grill, netting and fencing,weldedat the intersection	555.003	3.214.759	704.779	4.644.520
7314410000	Oth cloth, grill, netting and fencingby plated or coated with zinc	139.556	800.458	88.537	612.196
7314420000	Oth cloth, grill, netting and fencingby coated with plastics	264.931	756.533	152.999	497.394
7314490000	Oth cloth, grill, netting and fencing	361.910	1.703.629	181.636	1.160.805
7314500000	Expanded metal	4.739	150.233	48.081	192.741
7315111100	Roller chain for bicyclesof mild steel	55.881	460.161	104.139	810.806
7315111200	Roller chain for motorcyclesof mild steel	260.582	3.115.882	856.868	11.516.856
7315111900	Other mild steel for roller chain	154.216	458.064	206.550	1.284.025
7315112100	Other roller chain for bicycles	30.194	177.028	23.014	122.517
7315112200	Other roller chain for motorcycles	264.202	4.464.526	635.574	11.369.181
7315112300	Oth roller chain transmis. type6mm < pitch length <= 3mm	5.461	138.215	92.772	962.464
7315112900	Other roller chain	132.602	1.647.486	331.883	5.257.266
7315120000	Other roller chainof mild steel	403.705	3.933.257	1.394.389	12.298.282
7315191100	Roller chain for bicyclesof bicycle chain	0	82	0	3.063
7315191200	Roller chain for motorcyclesof motorcycle chain	8.324	69.817	126.797	1.525.792
7315191900	Other roller chainof other mild steel	33.328	86.381	137.525	525.060
7315199100	Other roller chain for bicyclesof bicycle chain	0	2.886	0	21.738
7315199200	Other roller chain for motorcyclesof motorcycle chain	265	31.416	7.718	1.140.738
7315199900	Other roller chain of other thanbicycle chain&motorcycle chain	21.836	167.826	26.058	527.427
7315201000	Skid chainof mild steel	9.683	42.246	135.860	335.796
7315209000	Other Skid chainof mild steel	12.208	110.661	43.344	313.147
7315811000	Stud-linkof mild steel	0	30.639	0	113.043
7315819000	Other Stud-linkof mild steel	98.277	1.807.411	232.508	4.228.998
7315821000	Other, welded linkof mild steel	2.058	7.023	12.480	72.452
7315829000	Other, welded link	9.023	669.923	42.118	705.004
7315891200	Other chain for motorcyclesof mild steel	63.507	470.314	827.756	6.948.516
7315891900	Other chain of mild steel not formotorcycles and bicycles	0	52.720	0	431.486
7315892100	Other chain for bicyclesof other than mild steel	0	11.034	0	58.032
7315892200	Other chain for motorcyclesof other than mild steel	12.308	57.228	6.058	38.372
7315892900	Other chain not mild steel, not formotorcycles and bicycles	73.866	753.562	532.314	3.129.079
7315901000	Other parts of chain for motorcyclesand bicycles	1.114	13.468	17.806	176.858
7315909000	Other parts of chain not formotorcycles and bicycles	283.393	2.259.535	1.748.605	10.029.086
7316000000	Anchors, grapnels and parts thereof,of iron or steel	353.265	4.015.788	504.925	10.044.294
7317001000	Wire nails	465.476	4.202.350	158.627	1.973.959
7317002000	Staples	109.658	909.228	62.648	728.939
7317009010	Dog spikes for rail sleepers,carding -tacks&similar articles,of iron or steel,	141	223.041	45	151.628
7317009020	connector & anti-splitting,connector andHob nails for footwear, ring nails	30.468	157.927	24.260	448.199
7317009030	connector and anti-splitting, connectorHooknails	47.999	427.081	20.404	202.784
7317009040	connector and anti-splitting, connectorCorrugated nails, drawing pins and tacks	659.824	4.646.423	225.933	1.647.582
7317009090	Oth.connector and anti-splitting,conn-ector and anti splitting	5.419.338	24.391.304	1.633.246	8.374.600
7318110000	Threaded articles for coach screws	594	145.527	13.992	226.832
7318121000	Other wood screws with an externaldiameter not exceeding 16 mm	4.670	97.581	15.617	227.261
7318129000	Other wood screws	102.375	756.882	204.030	2.874.229
7318131000	Screw hooks and screw rings with anexternal dmtr not exceeding 16mm	143	12.589	4.177	156.186
7318139000	Other screw hooks and screw rings	14.583	211.766	141.192	937.487
7318141000	Self tapping screw with an externaldiameter not exceeding 16 mm	6.813	94.856	60.660	631.133
7318149000	Other self tapping screws	8.539	160.654	134.328	1.475.400
7318151100	Screw metal with/without nuts/washerswith an external diameter <=16 mm	177.567	1.356.744	1.259.251	10.282.702
7318151200	Bolts for metal, with/ without nuts ofan external diameter <= 16mm	874.396	7.335.213	3.994.857	36.452.825
7318151900	Oth screws&bolts whether/not without -their nut/washers wth.an ext'l dmtr>16mm	199.055	1.101.461	518.895	3.759.377
7318159100	Other screws for metal with or withoutnuts or washers	48.384	681.010	388.883	3.344.739
7318159200	Other bolts for metal,with or without nuts	252.449	2.318.487	914.898	8.579.341
7318159900	Other screws and bolts whether or notwith their nut or washers	270.181	2.345.503	930.712	10.077.018
7318161000	Nuts with an external diameter notexceeding 16 mm	200.588	1.483.227	1.250.964	7.187.806
7318169000	Other nuts	461.418	6.139.873	2.354.193	23.711.969
7318191000	Other threaded articles of an externaldiameter not exceeding 16 mm	7.896	138.582	69.426	1.168.791
7318199000	Other threaded articles of ironand steel	478.562	2.500.049	744.789	5.837.315
7318211000	Non threaded artic. for spring washers&oth lock washers w an ext'nal d<16mm	5.704	44.482	34.393	246.210
7318219000	Other spring washersand other lock washers	63.425	508.875	330.374	4.221.394
7318221000	Other washers with an externaldiameter not exceeding 16 mm	22.941	347.903	308.067	3.925.670

I.3. IMPOR MENURUT KOMODITI / IMPORT BY HS COMMODITY
*****SEPTEMBER / SEPTEMBER 2009 *****

H S	Uraian Komoditi Commodity Description	Berat Bersih / Net Weight (Kg)		Nilai / Value C.I.F (US\$)	
		Bulan ini Current Month	Kumulatif Cum.Jan. to date	Bulan ini Current Month	Kumulatif Cum.Jan. to date
7318229000	Other washers	249.407	1.614.839	1.532.167	14.850.669
7318231000	Rivet with an external diameter not exceeding 16 mm	12.813	101.527	144.019	843.126
7318239000	Other rivets	8.704	99.171	99.494	1.029.164
7318241000	Cotters & cotters pins with an external diameter not exceeding 16 mm	137.476	400.874	400.329	1.964.950
7318249000	Other cotters and cotter pins	36.356	404.892	405.890	5.663.587
7318291000	Oth non threaded articles with an external diameter <= 16 mm	35.127	268.349	278.422	3.584.871
7318299000	Other non threaded articles	298.637	3.578.478	2.033.858	23.604.476
7319200000	Safety pins	30.080	171.992	51.050	366.580
7319300000	Other pins	127.328	1.106.197	1.024.354	9.150.525
7319900000	Oth similar articles for use in hand, of iron or steel	41.145	397.014	154.823	1.684.207
7320101000	Leaf springs and leaves for motor vehicles	43.932	318.262	194.974	1.623.278
7320109000	Other leaf springs and leaves	25.960	234.216	432.494	4.093.983
7320201000	Helical springs for motor vehicles	101.566	690.438	810.555	5.860.402
7320209010	Other Helical springs for motor vehicles for earth moving	43.690	329.700	415.299	3.766.906
7320209090	Other Helical springs for motor vehicles	25.307	389.112	341.631	3.333.582
7320901000	Other springs and leaves for motor vehicles	58.480	495.492	424.016	4.265.703
7320909000	Other springs and leaves	65.638	791.989	372.743	5.286.635
7321110000	Cooking appliances and plate warmers for gas fuel or for both gas and other	96.269	524.898	225.530	1.884.364
7321120000	Cooking appliances and plate warmers with liquid fuel	21.736	122.532	39.463	367.326
7321190000	Other Cooking appliances & plate warmers including appliances for solid fuel	4.463	54.679	13.619	167.611
7321810000	Other appliances with gas fuel or for both gas and other fuels	3.118	34.735	2.306	66.937
7321820000	Other appliances with liquid fuel	329	13.879	1.430	33.353
7321890000	Other appliances with solid fuel	16.905	67.424	41.185	149.086
7321901000	Oth cooking appliances & plate warmers of burner for kerosene stoves	6.331	121.998	7.828	295.751
7321909000	Other Cooking appliances and plate warmers	406.707	7.261.668	899.679	15.889.008
7322110000	Radiators and parts of cast iron	27	39.006	471	465.458
7322190000	Other parts of radiators	29.218	267.690	162.911	2.615.471
7322900000	Other radiators for central heating	33.905	689.024	217.543	11.818.365
7323100000	Iron/steel wool; pot scourers & scouring or polishing pads, gloves and the like	153.570	692.514	230.826	899.549
7323911000	Kitchenware of cast iron, not enamelled	32.712	412.623	72.106	1.057.152
7323919000	Household articles of cast iron not enamelled	23.253	582.057	14.592	1.535.627
7323920000	Household articles of cast iron, enamelled	138.892	494.546	152.766	641.438
7323931000	Kitchenware of stainless steel	389.978	2.544.778	668.794	6.130.820
7323939000	Other household articles of stainless steel	135.322	1.065.564	298.532	2.326.569
7323940000	Household of iron (oth. than cast iron) or steel, enamelled	154.551	1.154.736	165.922	1.488.540
7323991000	Other kitchenware	230.723	1.682.785	346.688	2.890.153
7323999000	Other household articles of iron or steel	105.327	892.168	220.407	2.221.625
7324100000	Sinks and wash basins, of stainless steel	88.577	1.117.988	151.686	2.042.273
7324210000	Bath of cast iron, whether or not enamelled	0	29.428	0	110.458
7324290000	Bath of stainless steel	5.000	166.158	11.285	653.349
7324901000	Sanitary ware for flushing water closets or urinals (fixed type)	22.224	56.890	67.484	143.964
7324902000	Sanitary ware of bedpans, urinals (portable type) and chamber pots	225	792	5.777	8.366
7324909000	Other sanitary ware	57.690	823.367	250.136	2.135.199
7325101000	Other cast articles of non malleable cast iron by latex spouts & latex cups	0	23.060	0	75.461
7325109000	Other cast articles of non malleable cast iron	79.533	769.878	275.316	3.019.155
7325910000	Grinding balls and similar articles for mills	2.167.324	16.765.304	2.232.446	16.181.905
7325991000	Other cast articles of malleable cast iron by latex spouts and latex cups	0	24.086	0	12.563
7325999000	Other cast articles of malleable cast iron	130.912	1.203.121	486.192	4.719.473
7326110000	Grinding balls & similar articles for mills forged/stamped but not further works	2.542.393	26.589.519	3.080.309	33.465.790
7326190000	Other articles of iron or steel but not forged or stamped	631.478	3.123.337	1.505.132	10.664.450
7326202000	Articles of iron or steel wire for rat traps	442	6.740	1.197	13.069
7326205000	Articles of iron or steel wire Wire poultry cages and the like	111.887	398.535	152.563	582.101
7326209000	Other articles of non iron or steel wire	234.262	1.809.891	423.136	3.755.967
7326901000	Ships' rudders not forged or stamped	3.854	393.042	20.375	3.160.724
7326903000	Stainless steel shield & clamp assembly with hubless cast iron & pipes fit.	356.520	1.140.256	734.373	4.586.662
7326904000	Latex spouts and latex cups but not forged or stamped	9.306	12.360	265.309	286.829
7326905000	Rat traps but not forged or stamped	0	6.422	0	46.832
7326907000	Stainless steel shield, clamp assembly Horse shoes; riding boot spurs	6.521	52.061	79.879	809.914
7326909000	Other articles not forged or steamed	2.156.400	26.730.147	9.500.768	91.604.788
7401000000	Copper mattes, cement copper (precipitated)	1.016	123.506	7.273	2.748.112
7402000000	Unrefined copper, copper anodes for electrolytic refining.	18.073	30.381	55.185	162.376
7403110000	Refined copper for cathodes and sections of cathodes	5.846.612	31.922.154	31.102.976	146.158.453
7403120000	Refined copper for wire-bars	68.804	141.346	66.927	157.653
7403130000	Refined copper for billets	0	21.225.731	0	8.690.107
7403190000	Other refined copper, unwrought	26.783	266.363	169.111	1.220.837
7403210000	Copper alloys for copper-zinc base alloys (brass)	178.433	1.824.097	1.739.556	12.598.807
7403220000	Copper alloys for copper-tin base alloys (bronze)	1.423	181.130	43.637	1.062.046
7403290000	Copper alloys for other copper alloys (other than master alloys of head. 74.05)	24.471	279.713	305.854	2.013.905
7404000000	Copper waste and scrap.	1.534.941	3.641.689	7.143.098	13.675.236
7405000000	Master alloys of copper.	326	13.522	3.324	98.389
7406100000	Powders of non-lamellar structure	10.906	164.800	100.951	1.373.669
7406200000	Powders of lamellar structure; flakes	23.699	241.774	244.307	2.137.903

I.3. IMPOR MENURUT KOMODITI / IMPORT BY HS COMMODITY
*****SEPTEMBER / SEPTEMBER 2009 *****

H S	Uraian Komoditi Commodity Description	Berat Bersih / Net Weight (Kg)		Nilai / Value C.I.F (US\$)	
		Bulan ini Current Month	Kumulatif Cum.Jan. to date	Bulan ini Current Month	Kumulatif Cum.Jan. to date
7407103000	Profiles of refined copper	1.630	142.810	23.520	721.199
7407109000	Other Profiles of refined copper	25.252	1.214.221	178.055	6.188.113
7407210000	Profiles of refined copperOf copper-zinc base alloys (brass)	554.485	3.487.367	2.677.507	12.736.407
7407290000	Other of copper alloys	51.330	545.147	394.086	5.793.747
7408110000	Copper wire.Of which the maximum cross-sectional	122.560	3.024.246	807.087	13.285.342
7408190000	Other wire of refined coppber	495.461	5.313.825	2.962.551	19.722.835
7408210000	Copper wire of copper alloys withcopper zinc base alloys (brass)	61.349	1.166.705	526.128	6.634.530
7408220000	Copper wire of copper alloys w copper-nick bs alloys/c-nickel-zinc bs alloys	4.262	53.664	35.149	489.830
7408290000	Other copper alloys for copper wire	32.940	277.223	224.527	1.739.393
7409110000	Copper plates, sheets and strips, of refined copper in coils	41.600	1.303.781	207.929	7.246.882
7409190000	Copper plates, sheets and strips, of refined copper, not in coils	35.467	881.824	415.048	5.739.037
7409210000	Copper plates, sheets,strips, of copperzinc base alloys (brass), in coils	155.099	1.631.837	1.022.949	9.442.513
7409290000	Copper plates, sheets,strips, of copperzinc base alloys (brass), not in coils	49.646	928.327	192.624	3.817.848
7409310000	Copper plates, sheets,strips, of coppertin base alloys (brass), in coils	136.711	1.064.686	991.613	6.683.809
7409390000	Copper plates, sheets,strips, of coppertin base alloys (brass), not in coils	11.182	154.680	123.284	815.865
7409400000	Copper-nickel base alloy (cupro-nickel),copper-nickel-zinc base alloys unrefined	31.983	103.670	240.694	1.166.986
7409900000	Other copper alloys, unrefined	15	50.083	61	280.234
7410110000	Copper foil, refined, thickness < 0.15mm, not backed	23.761	280.784	163.156	1.633.486
7410120000	Copper alloys, refined, thickness< 0.15 mm, not backed	37.096	216.933	214.132	1.085.870
7410210010	Reinforced sheets/plates of polyamide,of refined copper, backed	20.329	918.825	112.102	3.842.967
7410210020	Reinforced sheets/plates of polyamide,Copper clad laminate for PCBs	437.916	3.356.555	1.702.269	13.920.974
7410210090	Reinforced sheets/plates of polyamide,Copper clad laminate not for PCBs	15.847	309.801	56.895	1.536.459
7410220000	Reinforced sheets/plates of polyamide,Of copper alloys, unrefined	9.776	150.088	87.951	866.175
7411100000	Copper tubes & pipes of refined copper	212.093	2.249.726	1.520.494	11.334.021
7411210000	Copper tubes & pipes of copper alloyswith copper-zinc base alloys (brass)	43.463	589.581	344.581	3.403.874
7411220000	Copper tubes & pipes of copper alloyswith cupro-nickel or nickel silver	6.387	47.772	120.533	719.566
7411290000	Other copper tubes and pipes	133.721	1.565.842	846.971	7.838.447
7412100000	Copper tube or pipe fitting ofrefined copper	3.634	39.574	42.228	227.869
7412201000	Copper tube or pipe fitting ofcopper-zinc base alloys (brass)	46.538	292.118	161.911	1.829.101
7412290000	Copper alloys, not brass, refined	43.817	759.751	237.158	3.004.245
7413000000	Stranded wire,cable,plaited bands,of copper, not electrically insulated.	59.001	584.581	417.296	2.134.556
7415101000	Nails&tacks(incl.drwing pins)of copperiron or steel with head of copper	31.627	253.297	31.837	444.401
7415102000	Staples and similar articles of copper	2.022	8.807	2.964	15.580
7415109000	Tacks, drawing pins, & similar articles	20.657	452.853	132.723	1.843.993
7415210000	Washers (including spring washers)but not threaded	1.614	134.822	14.507	642.092
7415290000	Other articles of copper, not threaded	21.311	169.171	105.408	703.909
7415331000	Screws	39.118	248.502	73.607	1.233.355
7415332000	Bolts and nuts	44.210	383.284	121.683	1.669.832
7415390000	Other articles of copper, threaded	13.003	444.312	142.393	1.579.863
7418110000	Pot scourers and scouring or polishingpads, gloves and the like	0	1.250	0	6.104
7418190000	Other Pot scourers & scouring/polishing	1.758	81.141	7.246	102.760
7418200000	Sanitary ware and parts thereof	8.805	51.066	99.564	356.951
7419100000	Chain and parts thereof of copper	535	25.921	5.373	60.371
7419910010	Fittings for fire hoses, of copper	13.123	50.587	34.474	278.961
7419910020	Reservoirs, tanks, vats and similarof copper	28	37.135	636	186.831
7419910030	Electroplating anodes,machine beltfor ships or other vessel	21.410	151.492	130.916	646.317
7419910090	Oth table, kichen,cast, moulded,stamped/forged but not further worked	29.450	156.531	50.096	786.968
7419991000	Electroplating anodes,machine beltfastener,fitting for ships,fire hoses	66.475	484.152	951.562	2.571.389
7419992000	Similar containers not fitted withmech./termal equip. of a cap.of <=300l	2.979	23.430	25.311	286.280
7419993100	Grill and netting of copper wirefor machinery	1.684	25.578	80.787	669.766
7419993910	Grill and netting of copper wireCloth suitable for making mosquito nets	427	11.977	1.343	14.914
7419993990	Other grill and netting of copper wire	225	5.959	2.838	84.525
7419994000	Other grill and netting of copper wireSprings	527	26.150	5.815	303.378
7419995000	Other grill and netting of copper wireCigarette cases or boxes and similar	5.247	5.768	29.700	31.481
7419999000	Other articles of non copper	4.267	141.442	30.830	750.012
7501100000	Nickel mattes	0	126	0	1.313
7501200000	Nickel oxide sinters&oth intermediateproduct of nickel metallurgy	0	2.722	0	7.773
7502100000	Nickel, not alloyed	42.346	405.931	523.427	4.162.827
7502200000	Nickel alloys	0	2	0	19
7504000000	Nickel powders and flakes.	1.338	20.448	23.075	376.769
7505110000	Bars, rods and profiles of nickel,not alloyed	0	8.537	0	123.013
7505120000	Bars, rods & profiles of nickel alloys	46	9.844	1.554	312.765
7505210000	Wire of nickel, not alloyed	4.749	57.977	90.498	918.713
7505220000	Wire of nickel alloys	17.638	95.625	223.409	1.432.712
7506100000	Nickel plates, sheets, strip&foil ofnickel, not alloyed	1.919	9.654	64.211	393.851
7506200000	Nickel plates, sheets, strip and foilof nickel alloys	35.070	257.194	988.496	3.540.971
7507110000	Tubes and pipes of nickel, not alloyed	1.414	6.919	7.127	180.296
7507120000	Tubes and pipes of nickel alloys	5	17.993	331	705.528
7507200000	Tube or pipe fittings	457	101.396	11.588	532.220
7508100000	Cloth, grill and netting,of nickel wire	15	4.231	20	23.293
7508903000	Bolts and nuts of non nickel	5.981	108.602	10.204	218.048
7508904000	Other articles suitable for usein building of non nickel	10	459	139	4.676

I.3. IMPOR MENURUT KOMODITI / IMPORT BY HS COMMODITY
*****SEPTEMBER / SEPTEMBER 2009 *****

H S	Uraian Komoditi Commodity Description	Berat Bersih / Net Weight (Kg)		Nilai / Value C.I.F (US\$)	
		Bulan ini Current Month	Kumulatif Cum.Jan. to date	Bulan ini Current Month	Kumulatif Cum.Jan. to date
7508909010	Electro-plating anodes,wrought or un-wrought, including those produced by	30.364	178.186	372.588	1.117.741
7508909020	Screens for printing machines	1.062	34.166	23.140	854.699
7508909090	Other Nickel tubes, pipes, tube, pipefittings	2.867	28.669	15.737	1.558.823
7601100000	Aluminium, not alloyed	14.272.231	85.668.625	27.162.419	144.910.831
7601200000	Aluminium alloys	8.096.762	72.305.937	15.344.937	126.367.969
7602000000	Aluminium waste and scrap.	5.150.053	21.374.306	6.649.878	24.813.687
7603100000	Aluminium powders of non-lamellarstructure	73.751	558.830	269.986	1.559.982
7603200010	Aluminium powders and flakes of flakes	286	43.680	3.610	53.158
7603200020	Aluminium powders and flakes,powderof lamellar structure	251	170.725	3.266	785.415
7604101000	Bars and rods of aluminium not alloyed	21.618	157.246	49.680	465.719
7604109010	Profiles suitable for use as heat sinkwith cross-sect.dimention < 17,5x17,5 cm	228	6.022	3.542	83.793
7604109090	Oth profiles suitable for use as heatsink	303.989	1.022.375	482.610	2.107.781
7604211000	Perforated tube profile for evaporatorcoils of mtr veh. ac mach.of alum.ally	161	102.942	3.918	332.808
7604219000	Oth hollow profiles of aluminium alloys	206.233	1.982.150	873.999	8.688.695
7604291010	Extruded bars and rods not surfacetreated	29.815	156.406	64.322	536.720
7604291020	Extruded bars and rods surfacetreated	637	26.008	3.192	76.958
7604293000	Y-shaped profiles for zip fasteners,in coils of non aluminium alloys	1.054	22.165	22.564	260.661
7604299000	Other bars, rods and profiles ofnon aluminium alloys	549.226	3.510.954	2.420.923	11.075.066
7605110000	Alum. wire of aluminium not alloyedwhich the max.cross-sect'l dim.exceeds	30.130	83.246	131.106	395.395
7605191000	Aluminium wire of non aluminium notalloyed with a diameter < 0.0508 mm	0	3.104	0	55.261
7605199000	Other aluminium wire of non aluminiumnot alloyed	60.724	359.542	190.929	1.365.735
7605210000	Alum. wire of aluminium alloys whichthe max.cross-sect'l dimension > 7 mm	15.326	30.714	53.080	104.918
7605291000	Aluminium wire of non aluminium alloywith a diameter not exceeding 0.254mm	0	25.431	0	273.846
7605299000	Other aluminium wire of non aluminiumalloys	76.383	420.447	176.375	1.492.886
7606110010	Aluminium plates,sheets&strip of plainor figured by rolling of thick.>0.2mm	96.684	381.381	236.742	1.194.716
7606110090	Oth aluminium plates,sheets&strip ofplain/figured by rolling of thick.>0.2mm	308.377	1.870.084	783.924	9.339.850
7606121010	Can stock (alloy 3004,3104 or 5182, ofthickness > 0,25 mm, in coil	18.523	345.937	79.957	1.659.179
7606121090	Oth.Can stock (alloy 3004,3104, 5182,of thickness > 0,25 mm, in coil	51.906	603.782	445.526	5.594.564
7606123100	Sheets o alum. rigid cont.sheets alloy5182,5082,hardnessh19<1,000mm in width	30.674	650.547	118.471	2.690.842
7606123910	Other aluminium sheet/coilnot exceeding 1,000 mm in width	776.575	5.943.180	2.054.214	15.659.324
7606123920	Other aluminium sheet / coil exceeding 1,000 mm in width	2.884.964	18.257.390	6.653.590	41.818.718
7606123930	Aluminium Litho Grade sheet/coil alloyha 1052 hardness temper h19 and alloy	18.136	55.100	45.884	136.910
7606123990	Other aluminium sheet	310.088	2.646.064	1.124.561	10.053.596
7606124000	Oth, plain/figured by roll./press. butnot surface treatedof non alum. alloys	144.462	1.112.377	248.729	3.041.098
7606129000	Other aluminium plate rectangular ofaluminium alloys	313.281	1.983.297	917.080	6.226.560
7606912000	Oth alum. not alloyed,plain/figured byrolling/pressing b not surface treated	3.055	42.286	7.659	109.910
7606919000	Oth aluminium plate, not rectangular ofaluminium, not alloyed	13.854	75.504	99.319	1.087.307
7606923010	Venetian blind slat,whether or notrolled or cut, in width ϕ 1,000 mm	0	61.603	0	133.211
7606923020	Sheet or coil of alum. rigid containersheet alloy 5182,5082,hardness h19	0	297.477	0	1.094.679
7606923090	Oth.than Sheet/coil of aluminium rigidcontainer sheet alloy 5182,5082,hard h19	83.965	1.110.398	116.055	1.213.439
7606929010	Oth venetian blind slat,whether or notrolled or cut, in width ϕ 1,000 mm	2	16.345	226	85.999
7606929020	Oth.sheet/coil of alum.rigid containersheet alloy 5182,5082,hardness h19	0	224	0	2.181
7606929090	Other aluminium alloys	189.780	976.810	424.406	1.905.433
7607110000	Aluminium foil not backed, rolledbut not further worked	766.967	4.410.330	2.579.650	15.695.620
7607191000	Foil of aluminium alloy A1075 or A3903not back,oth than rolled but not worked	3.807	311.472	34.433	2.165.410
7607199000	Oth than foil aluminium alloy A1075/a3903 not back,oth than roll but notwork	219.997	2.160.606	1.086.518	15.669.069
7607204000	Aluminium foil backed for imitationgold or silver	229	63.130	1.008	217.995
7607209010	Aluminium foil laquer coated (white orof thickness >0,05 mm or < 0,15 mm	96.120	786.173	873.937	3.780.401
7607209090	Oth.aluminium foil, backed,thickness <=0.2 mm	114.874	1.079.444	751.886	7.464.044
7608100000	Aluminium tubes and pipes ofaluminium, not alloyed	70.604	498.875	239.830	1.937.725
7608200000	Aluminium tubes and pipesof aluminium alloys	97.146	528.477	361.179	2.530.698
7609000000	Aluminium tube or pipe fittings (forexample, coupling,elbows,sleeves)	30.429	407.357	229.287	2.585.370
7610100000	Alum. structures for doors, windows &their frames and thresholds for doors	26.445	1.042.024	47.297	6.479.019
7610901000	Oth alum. structures for bridges andbridge section, towers, lattice masts	43.779	203.007	87.053	357.149
7610909000	Other aluminium structures	774.247	3.755.430	390.019	4.087.323
7611000000	Aluminium reservoirs, tanks, vats andsimilar containers for any material	38.035	102.540	60.329	430.930
7612100000	Alum. collapsible tubular containers	3.345	124.382	47.642	1.206.324
7612901000	Aluminium casks, drums, cans, boxes andseamless containers for fresh milk	0	2.657	0	15.163
7612909000	Oth.aluminium casks,drums,cans, boxes& containers, for any material	383.233	2.606.127	2.159.114	11.379.437
7613000000	Aluminium containers for compressedor liquified gas	1.310	41.936	7.109	189.440
7614101100	Cable with steel core of circularcross section not exceeding 500 mm	7.173	106.309	35.808	376.330
7614101200	Cable with steel core of crclr crosssection > 500 mm but < 1,000 mm	0	6	0	42
7614101900	Other cable wth steel core	49	380.840	8.111	620.505
7614109000	Other stranded wire with steel core	140.278	585.923	438.029	2.127.318
7614901100	Cable without steel core of circularcross section not exceeding 500 mm	0	43	0	763
7614901900	Other cable without steel core	0	46.460	0	607.060
7614909000	Other stranded wire without steel core	11.446	87.060	15.097	557.697
7615110000	Pot scourers and scouring or polishingpads,/gloves and the like of aluminium	10.219	37.231	13.404	38.302
7615190000	Oth table, kitchen/oth householdarticles & parts thereof of aluminium	96.367	859.409	374.224	1.926.749
7615201000	Bedpans, urinals (portable type)and chamber	5	23	149	605
7615209000	Other sanitary ware and parts thereofof aluminium	22.020	356.578	95.096	1.189.335
7616101000	Nails of aluminium	11.942	96.409	7.747	265.869

I.3. IMPOR MENURUT KOMODITI / IMPORT BY HS COMMODITY
*****SEPTEMBER / SEPTEMBER 2009 *****

H S	Uraian Komoditi Commodity Description	Berat Bersih / Net Weight (Kg)		Nilai / Value C.I.F (US\$)	
		Bulan ini Current Month	Kumulatif Cum.Jan. to date	Bulan ini Current Month	Kumulatif Cum.Jan. to date
7616102000	Staples and hooks of aluminium	42.071	285.488	138.174	1.199.810
7616109000	Tacks, rivets, cotters, cotter pins and washers of aluminium	40.844	497.722	368.525	5.049.135
7616910000	Other cloth, grill, netting and fencing, of aluminium wire	46.043	356.207	29.133	305.085
7616992000	Ferrules for use in the manufacture of pencils	2.976	68.427	35.170	1.709.447
7616993000	Alum. slugs, round, of such dim. that the thick's > one tenth of the diameter	91.085	616.204	344.265	2.107.221
7616994000	Bobbins, spools, reels and similar supports for textile yarn	483	24.968	4.578	123.193
7616996000	Latex spouts and latex cups	0	2	0	318
7616999010	Venetian blinds	20.700	113.589	36.663	1.638.867
7616999090	Other articles of aluminium	195.054	2.262.743	1.991.150	13.141.701
7801100000	Refined lead	5.719.326	26.862.872	10.781.598	41.255.420
7801910000	Oth unwrought lead & containing by wgt antimony as the principal oth element	3.398.134	18.716.339	5.759.323	26.883.786
7801991000	Oth unwrought lead & containing by wgt unrefined	952.857	1.420.012	1.667.402	2.331.441
7801999000	Oth unwrought lead & containing by wgt	214.948	1.504.000	402.290	1.899.481
7804110000	Sheets, strip and foil of a thickness < 0,2 mm	15	4.523	48	52.872
7804190010	Lead embossed, cut to shape, perforated, coated, printed, backed, reinforce material	181	50.516	3.776	536.850
7804190090	Oth. lead plates, sheets, strip and foil, lead	40.778	670.199	837.144	2.939.479
7804200000	Powders and flakes	46	29.196	60	10.975
7806002000	Other articles of lead, bars, rods, profiles and wire	2.543	28.149	31.077	395.300
7806003000	Other articles of lead, tubes, pipes and tube or pipe fittings (for	161	12.767	857	64.745
7806009010	Lead wool, washers, electro-plating anodes	274	20.306	973	168.591
7806009090	Other articles of lead	10.809	66.754	28.636	555.506
7901110000	Zinc not alloyed containing by weight 99.99% or more of zinc	3.685.947	39.253.640	6.441.568	57.113.326
7901120000	Zinc not alloyed containing by weight < 99.99% of zinc	2.322.045	22.259.666	4.139.942	34.796.655
7901200000	Zinc alloys	951.966	11.459.933	1.868.867	18.752.584
7902000000	Zinc waste and scrap.	0	3	0	44
7903100000	Zinc dust	98.589	978.991	206.706	2.170.683
7903900000	Zinc powders and flakes	42.011	903.110	134.116	2.680.665
7904000010	Zinc wire, bars, rods, not surface treated	30.347	189.995	80.806	632.711
7904000090	Zinc profiles	5.287	2.261.649	38.621	763.772
7905001010	Zinc plates, sheets, strip not surface treated	118.924	1.334.062	111.515	1.453.170
7905001020	Zinc plates, sheets, strip surface treated	75	241.896	1.078	303.847
7905002010	Zinc foil not surface treated	0	282.596	0	249.127
7905002090	Zinc foil surface treated	329	83.896	166	224.174
7907003000	Gutters, roof capping, skylight frames & oth fabricated building components	239.399	968.500	163.983	966.002
7907004000	Zinc tubes, pipes, tube, pipe fittings (couplings, elbows, sleeves)	13.635	87.780	10.749	96.287
7907009010	Electro-plating anodes; stencil plates	23.315	396.183	32.781	715.516
7907009020	Domestic articles and parts thereof	73.736	93.581	105.087	141.377
7907009090	Oth articles of zinc oth than domestic	159.797	2.402.790	601.967	4.975.701
8001100000	Tin, not alloyed	18.569	53.928	146.781	376.327
8001200000	Tin alloys	3.509	17.335	49.481	197.509
8002000000	Tin waste and scrap.	10	14.440	10	150.379
8003000000	Tin bars, rods, profiles and wire.	38.036	299.904	706.373	6.070.670
8007002000	Other articles of tin, sheets and strip, plates, thickness > 0,2mm	95.177	507.081	198.333	959.665
8007003000	Tin-foil (whether or not printed or backed), thick < 0,2 mm, powder & flakes	0	4.118	0	28.975
8007004000	Tin-tubes, pipes and tube or pipe fittings (for example, couplings, elbows, sleeves)	655	2.719	2.373	19.436
8007009010	article of tin, collapsible tubes for dentifrices, colours, and the like,	0	2.959	0	58.875
8007009090	Other articles of tin	13.575	633.786	57.873	768.024
8101100000	Tungsten (wolfram) powders	1.666	25.975	13.881	311.467
8101940000	Unwrought tungsten, including bars and rods obtained simply by sintering	29	3.400	5.752	26.375
8101960000	Tungsten wire	994	11.333	34.614	285.499
8101970000	Tungsten waste and scrap	0	134	0	3.887
8101990010	Tungsten bar & rods, oth than those obtained by sintering, profiles, sheet, strip	5.010	35.443	152.380	1.356.995
8101990090	Other tungsten (wolfram)	1.786	50.602	58.541	1.325.487
8102100000	Molybdenum powders	0	394	0	12.943
8102940000	Unwrought molybdenum, including bars and rods obtained simply by sintering	0	67	0	1.482
8102950000	Molybdenum bar & rods, oth than those obtained simply by sintering, profiles, strip & foil	1	29.808	4	300.455
8102960000	Molybdenum wire	1.758	8.698	127.961	577.532
8102990000	Other molybdenum	0	528	0	1.978
8103200000	Unwrought tantalum, including bars and rods obtained simply by sintering; powders	4.818	14.722	1.792.904	5.013.316
8103900000	Other tantalum	0	201	0	4.215
8104110000	Unwrought magnesium containing at least 99.8 % by weight of magnesium	178.823	642.756	468.093	1.640.765
8104190000	Other unwrought magnesium	18.626	60.811	38.830	146.699
8104200000	Magnesium waste and scrap	529	529	359.948	359.948
8104300000	Magnesium raspings, turnings & granules, graded according to size; powders	5	47.949	523	427.936
8104900000	Other magnesium	2.806	16.295	1.594	51.155
8105201000	Unwrought cobalt	0	10.154	0	71.121
8105209000	Mattes cobalt; cobalt powders	0	371	0	18.300
8105900000	Other cobalt mattes	40	1.191	8.874	300.177
8106009000	Other bismut	0	7.508	0	48.044
8107200000	Unwrought cadmium, powders	0	226	0	8.000
8107900000	Other cadmium	0	44	0	774
8108200000	Unwrought titanium; powders	0	467	0	5.884

I.3. IMPOR MENURUT KOMODITI / IMPORT BY HS COMMODITY
*****SEPTEMBER / SEPTEMBER 2009 *****

H S	Uraian Komoditi Commodity Description	Berat Bersih / Net Weight (Kg)		Nilai / Value C.I.F (US\$)	
		Bulan ini Current Month	Kumulatif Cum.Jan. to date	Bulan ini Current Month	Kumulatif Cum.Jan. to date
8108900000	Other titanium	65.597	503.694	865.925	8.705.300
8109200000	Unwrought zirconium; powders	2.787	8.414	740	32.580
8109900000	Other zirconium	2.437	27.804	7.492	126.269
8110100000	Unwrought antimony; powders	0	120.607	0	557.667
8110900000	Other antimony	1	19.895	58	88.587
8111000000	Manganese and articles thereof, includewaste and scrap.	5.761	20.185	19.687	62.133
8112120000	Unwrought beryllium; powders	3.753	3.753	6.030	6.030
8112190000	Other beryllium	0	2.738	0	69.514
8112210000	Unwrought chromium; powders	4.000	13.757	52.400	184.464
8112990000	Other thallium	59.123	397.416	369.197	1.651.568
8113000000	Cermets and articles thereof,including waste	0	1	0	183
8201100000	Spades and shovels	4.145	56.511	18.078	83.629
8201200000	Forks	0	30.546	0	41.017
8201301000	Hoes (mamooties) and rakes	0	755	0	2.703
8201309000	Mattocks and picks	1	10.778	27	14.007
8201400000	Axes, bill hooks and similar hewing tool	109	2.170	341	5.616
8201500000	Secateurs & similar one-handed prunersand shears (including poultry shears)	1.986	68.288	2.633	122.411
8201600000	Hedge shears,two-handed pruning shearsand similar two handed shears	2.007	2.089	1.061	1.140
8201900000	Other hand tools of a kind used inagriculture, horticulture or forestry	415	2.799	643	11.580
8202100000	Hand saws	76.578	723.102	101.391	964.085
8202200000	Band saw blades	21.547	398.096	156.940	1.919.941
8202310000	Circular saw blades with working partof steel	17.626	53.165	49.727	261.958
8202390000	Other circular saw blades,including parts	40.762	320.934	87.626	880.436
8202400000	Chain saw blades	392	173.999	2.854	270.898
8202910000	Straight saw blades for working metal	4.376	56.624	5.905	85.385
8202991000	Straight saw blades	1.351	12.156	21.093	104.707
8202999000	Other saw blades	36.472	641.593	219.964	2.910.832
8203100000	Files, rasps and similar tools	19.877	255.809	44.324	570.515
8203200000	Pliers (including cutting pliers),pincers, tweezers and similar tools	218.106	1.646.803	385.659	2.934.863
8203300000	Metal cutting shears and similar tools	55.187	404.322	203.245	1.775.632
8203400000	Pipe-cutters, bolt croppers,perforating punches, and similar tools	38.228	304.947	125.551	1.412.592
8204110000	Hand operated spanners and wrencheson - adjustable	152.215	1.780.327	474.814	4.176.356
8204120000	Hand operated spanners and wrenchesadjustable	64.290	1.770.322	201.048	3.539.708
8204200000	Interchangeable spanner sockets,with or without handles	28.078	473.411	229.927	1.750.623
8205100000	Drilling, threading or tapping tools	50.200	496.449	244.454	2.033.752
8205200000	Hammers and sledge hammers	229.279	2.831.123	316.447	4.873.964
8205300000	Planes, chisels, gouges andsimilar cutting	78.601	956.145	80.694	1.296.385
8205400000	Screwdrivers	140.893	953.458	306.192	2.000.166
8205511000	Flat irons	0	4.298	0	29.465
8205519000	Other household tools	42.042	161.702	126.479	668.962
8205590000	Other hand tools , oth than householdtools	173.310	1.574.679	410.711	4.129.725
8205600000	Blow lamps	1	50.243	2	79.934
8205700000	Vices, clamps and the like	131.711	1.358.956	326.305	3.487.374
8205800000	Anvils; portable forges; hand-/pedal-op'ted grinding wheels with frameworks	222	201.156	4.794	392.123
8205900000	Sets of articles of two or moreof the foregoing subheadings	18.794	398.515	142.584	2.128.585
8206000000	Tools of two/more of the headings82.02to82.05 put up in sets for retail sale	119.060	1.104.628	655.189	5.105.084
8207130000	Rock drilling or earth boring toolswith working part of cermets	4.887	60.090	105.316	1.368.015
8207190000	Other rock drilling or earth boringtools, including parts	45.085	1.021.819	2.145.073	32.061.657
8207200000	Dies for drawing or extruding metal	15.892	509.743	608.120	9.545.109
8207300000	Tools for pressing, stampingor punching	55.818	681.550	1.057.008	11.913.299
8207400000	Tools for tapping or threading	10.331	144.987	280.672	2.207.485
8207500000	Tools for drilling,other than for rock drilling	66.379	543.592	757.100	7.212.102
8207600000	Tools for boring or broaching	12.216	60.795	119.795	1.657.959
8207700000	Tools for milling	8.627	68.442	186.586	1.963.987
8207800000	Tools for turning	33.312	287.162	377.176	2.974.071
8207900000	Other interchangeable tools	40.083	450.223	3.649.455	12.606.037
8208100000	Knives and cutting bladesfor metal working	18.102	119.603	333.782	2.576.860
8208200000	Knives and cutting bladesfor wood working	28.214	417.489	113.707	2.284.967
8208300000	Knives&cutting blades f kitchen app'es/for mach. used by the food industry	2.800	19.991	59.134	240.665
8208400000	Knives&cutting blades for agricultural, horticultural or forestry machines	1.156	61.745	15.667	258.384
8208900000	Other knives and cutting blades	222.421	1.371.132	783.805	9.624.053
8209000000	Plates, sticks, tipsand the like for tools,	46.684	285.435	589.918	5.699.220
8210000000	Hand-operated mechanicalappliances, weighing	91.050	749.461	77.814	819.932
8211100000	Knives with cutting blades,serratedor not and sets of assorted articles	13.533	115.342	92.810	393.010
8211910000	Table knives having fixed blades	6.113	114.288	11.703	444.556
8211925010	knives ,fix blades, handle of base metalfor agricultural, horticultural/forestry	0	1.699	0	9.882
8211925090	knives ,fix blades,handle oth than metalfor agricultural, horticultural/forestry	2.271	33.098	6.495	34.360
8211929010	Flick or spring knives; hunting,divingand scouts knives,penknives;blades>15 cm	428	7.715	498	32.601
8211929020	Other knives having fixed bladeswith handle of base metal	40	4.696	1.648	47.582
8211929090	Other knives having fixed bladeswith handle oth than base metal	5.960	48.059	21.151	176.129
8211932010	Knives,oth than fixed blades,with handlebase metal, for agricultural, forestry	5	494	623	3.899
8211932090	Knives,oth than fixed blades,handle oththan metal, for agricultural, forestry	18	10.985	223	26.840

I.3. IMPOR MENURUT KOMODITI / IMPORT BY HS COMMODITY
*****SEPTEMBER / SEPTEMBER 2009 *****

H S	Uraian Komoditi Commodity Description	Berat Bersih / Net Weight (Kg)		Nilai / Value C.I.F (US\$)	
		Bulan ini Current Month	Kumulatif Cum.Jan. to date	Bulan ini Current Month	Kumulatif Cum.Jan. to date
8211939010	Knives having other than fixed bladeswith handle of base metal	0	383	0	11.095
8211939090	Knives having other than fixed blades,with handle oth than base metal	512	39.208	1.989	225.451
8211940000	Blades with handle of base metal	33.318	252.253	140.203	1.163.150
8211950000	Knives with handles of base metal	6.951	45.840	62.828	295.415
8212100000	Razors	7.444	128.725	56.940	656.562
8212201000	Safety razor bladeswith double-edged razor blades	85.506	630.097	414.851	7.399.836
8212209000	Other razors and razor blades	41.080	394.636	56.519	787.318
8212900000	Other parts of razors and razor blade	3.434	5.057	115.586	190.861
8213000000	Scissors, tailors' shearsand similar shears,	45.836	551.140	66.176	986.288
8214100000	Ppr knives,ltr openers,erasing knives,pencil sharpeners and blades therefor	19.239	606.417	52.570	1.227.535
8214200000	Manicure or pedicure setsand instruments	34.298	368.689	66.466	715.915
8214900000	Other articles of cutlery	20.965	412.276	31.859	968.211
8215100000	Spoons,forks,ladles,skimmer,cake serv.&fish knives sets of assorted articles	40.529	224.984	37.105	277.229
8215200000	Similar kitchen and tableware,other sets of assorted articles	9.686	198.650	36.297	428.365
8215910000	Similar kitchen and tablewareplated with precious metal	469	2.324	3.324	25.874
8215990000	Other similar kitchen and tableware	255.126	1.786.052	409.218	3.092.402
8301100000	Padlocks	370.179	2.001.259	560.070	3.206.363
8301200000	Locks of a kind used f motor vehicles	93.916	870.240	947.974	9.138.491
8301300000	Locks of a kind used for furniture	181.350	2.167.368	227.207	2.430.597
8301400000	Other locks	535.307	4.744.398	746.732	7.478.853
8301500000	Clasps and frames with clasps,incorporating locks	20.063	110.533	246.010	1.086.369
8301600000	Parts of padlocks and lock	306.446	2.318.337	1.191.873	11.750.824
8301700000	Keys presented separately	23.619	132.053	64.202	415.614
8302100000	Hinges	788.447	6.974.253	1.161.278	9.380.087
8302200000	Castors	204.632	2.129.351	374.554	2.826.709
8302300000	Oth mountings, fittings and similararticles suitable for motor vehicles	189.382	1.400.214	1.383.972	10.546.398
8302413010	Hasps ; suitable for buildingsuitable for building	189.751	1.399.714	200.302	1.250.674
8302413090	Bolts, hooks, eyes and staplessuitable for building	39.655	488.719	68.312	521.673
8302419000	Other mountingsuitable for building	367.974	4.149.193	720.243	5.726.007
8302421000	Bolts and haspssuitable for furniture	16.583	330.444	39.738	535.991
8302429000	Other Mounting ; suitable for furniture	730.474	6.859.834	1.669.862	13.027.886
8302491000	Mounting of a kind suitable for saddlery	29.691	147.963	92.202	329.920
8302499000	Other mounting ; oth than of a kindsuitable for saddlery	186.817	2.098.550	424.552	3.652.587
8302500000	Hat-racks,hat-pegs, bracketsand similar fixtures	29.410	373.526	76.514	776.310
8302600000	Automatic door closers	27.912	466.603	160.470	1.171.510
8303000000	Armoured/reinforced safes,strong-boxesand doors and safe deposit lockers	31.692	1.530.417	126.979	2.716.457
8304001000	Filing cabinets or card-index cabinets	18.021	285.436	33.273	605.633
8304002000	Office or desk equipment of copper orof lead	1.622	8.186	4.612	21.820
8304009000	Other similar office or desk equipment	77.375	1.761.035	403.756	8.560.588
8305101000	Fittings for double loop wire bindersdouble loop wire binders	54.343	208.445	99.531	353.315
8305109000	Fittings for loose-leaf binders or filesoth than double loop wire binders	82.334	1.016.260	101.850	1.329.825
8305200000	Staples in strips	118.779	1.215.002	187.305	1.516.754
8305900000	Letter coners, paper clips, indexingtagsoffice articles	133.761	1.516.571	511.771	4.338.023
8306101000	Bells for cycles	4.671	46.843	7.627	102.199
8306102000	Bells, gongs and the like, of copper	1.213	2.455	195	12.583
8306109000	Bells, gongs and the like,oth than of copper	3.993	28.795	8.139	79.891
8306210000	Statuetes and other ornamenplated with precious metal	1	658	140	7.916
8306291000	Statuetes and other ornamen, of copperor lead	30	1.528	435	6.807
8306299000	Statuetes and other ornamen, of oth thancopper or lead	14.691	58.359	8.959	173.397
8306301000	Photograph, picture or similar frames;mirrors : of copper	0	1.294	0	8.991
8306309000	Photograph, picture or similar frames;mirrors : of oth than copper	56.641	310.232	62.537	648.418
8307100000	Flexible tubing of base metal, withor without fitting of iron or steel	44.600	787.293	166.453	5.709.180
8307900000	Flexible tubing of base metal, with orwithout fitting of other base metal	76.812	320.372	126.640	3.921.906
8308100000	Hooks,eyes&eyelet o base metal of a k.used f cloth,footwear,awnings&handbags	117.460	1.687.081	779.458	13.467.943
8308200000	Tubular/bifurcated rivets of bs metalof a kind used for clothing,footwear	15.810	163.926	154.459	1.748.532
8308901000	Beads of base metal	22.752	249.357	153.012	1.645.162
8308902000	Spangles of base metal	709	71.593	14.216	795.770
8308909000	Other clups and parts	302.448	2.845.016	1.415.241	12.795.374
8309100000	Crown corks of packing accessoriesof base metal	13.238	83.235	34.259	269.045
8309901000	Capsules for bottles of base metal	6.174	70.015	38.452	669.496
8309902000	Top ends of alum. cans of base metal	317.143	1.782.412	1.914.945	10.397.677
8309903000	Other caps for cans of base metal	108.624	1.050.256	296.747	2.863.496
8309904000	Bungs for metal drums; bung covers;seals;case corner protectors	18.076	229.566	101.850	925.633
8309905000	Oth packing accessories, of aluminium	63.163	470.356	555.249	4.282.660
8309909000	Oth packing accessories, of base metal	38.883	653.383	546.252	6.597.573
8310000000	Sign , name, address and similar plates,numbers, and oth symbols, of base metal	8.619	123.629	118.604	1.168.614
8311101000	Coated electrodes of base metal,for electric arc-welding : In rolls	532.418	5.955.775	638.539	7.231.002
8311109000	Coated electrodes of base metal,for electric arc-welding, In oth than rolls	1.212.185	12.859.362	1.596.520	21.752.443
8311201000	Cored wire of base metal, for electric arc-welding : In rolls	276.359	3.113.684	545.300	6.180.990
8311209000	Cored wire of base metal, for electric arc-welding : In oth than rolls	335.580	1.696.311	682.375	3.421.025
8311301000	Coated rods &core wire of base metalfor sold,braz/welding by flame in roll	341.307	3.741.816	602.999	6.517.699
8311309000	Coated rods & core wire, base metal,for sold,braz/weld by flame in oth than roll	375.623	2.105.813	1.102.632	8.287.351

I.3. IMPOR MENURUT KOMODITI / IMPORT BY HS COMMODITY
*****SEPTEMBER / SEPTEMBER 2009 *****

H S	Uraian Komoditi Commodity Description	Berat Bersih / Net Weight (Kg)		Nilai / Value C.I.F (US\$)	
		Bulan ini Current Month	Kumulatif Cum.Jan. to date	Bulan ini Current Month	Kumulatif Cum.Jan. to date
8311900000	wire and rods, of agglomerated basemetal powder, used for metal spraying.	310.835	3.519.904	703.581	6.322.093
8401100000	Nuclear reactors	228	6.241	79.131	7.614.118
8401200000	Machin and app for isotopic separation,and parts thereof non-irradiated	0	17.445	0	167.122
8401300000	Fuel elements (cartridges),	761	911	446	17.850
8401400000	Parts of nuclear reactors	0	427	0	94.259
8402111000	Watertube boiler electric with a steamproduction exceeding 45 tons per hour	8.248	3.311.086	182.472	9.248.117
8402121000	Watertube boiler not electric with asteam production exceeding 45 tons/ hour	47.002	9.540.072	356.525	30.112.618
8402121100	Watertube boilers elect. with a steam15 tons <= steam prod.< 45tons/hours	180.561	3.001.284	454.600	8.461.690
8402121900	Watertube boilers electric with asteam prod < 15 tons /hours	146.372	2.107.490	461.851	4.313.538
8402122100	Watertube boilers not elect. with steam15 tons <= steam prod.< 45tons/hours	0	309.457	0	586.500
8402122900	Watertube boilers not electric with a15 tons <= steam prod.< 45tons/hours	1.094.593	3.940.101	4.702.604	10.672.171
8402191100	Electric boilers with a steamprod.< 15 tons/hours	538.975	1.435.841	916.991	3.400.832
8402191900	Oth vapour elect generating boilers,inclhybrid boilers, steam prod<=15 ton/hours	217.697	1.314.656	178.000	2.378.435
8402192100	Oth not-elect generating boilers,inclhybrid boilers, steam prod >15 ton/hours	0	13.272	0	52.500
8402192900	Oth not-elect generating boilers,inclhybrid boilers, steam prod<=15 ton/hours	1.094.458	1.404.221	8.533.361	9.651.084
8402201000	Electric super heated water boilerselectrically operated	51.043	478.578	910.506	4.253.695
8402202000	Electric super heated water boilers not electrically operated	0	1.093.535	0	6.155.816
8402901000	Boiler bodies or shellsgenerating boilers	741.107	2.210.780	2.196.405	10.128.836
8402909000	Other parts of steam or other vapourgenerating boilers	5.022.969	21.854.232	19.316.889	98.843.931
8403100000	Boilers of central heating boilers otherthan those of heading 84.02.	1.501	3.808.438	10.589	10.141.438
8403901000	Boiler bodies or shells central heatingboilers oth than those of heading 84.02.	1	5.071	30	56.928
8403909000	Other part of central heating boilersoth than those of heading 84.02.	158.133	2.356.797	1.374.037	15.375.279
8404101010	Soot remover for use with boilers ofheading 84.02	104.863	624.588	119.695	2.340.885
8404101090	Oth auxiliary plant for use with boilersof heading 84.02	100.827	32.593.414	716.816	118.694.804
8404102000	Oth auxiliary plant for use with boilersof heading 84.03	10	730.387	38	2.628.261
8404200000	Condensers for steam orother vapour power units	39.354	894.758	168.414	14.760.111
8404901100	Boiler bodies or shellsof goods of subheading 8404.10.10 :	0	648	0	7.697
8404901900	Part oth than boiler bodies or shellsof goods of subheading 8404.10.10 :	0	72.570	0	994.250
8404902100	Boiler bodies or shellsof goods of subheading 8404.10.20 :	0	291	0	2.849
8404902900	Part oth than boiler bodies or shellsof goods of subheading 8404.10.20 :	1.136	24.137	46.765	309.798
8404909000	Other parts of auxiliary machineryfor use with boilers	118.545	31.637.212	2.140.463	164.905.817
8405100000	Producer gas/water gas generators,withor without purifiers; acetylene gas	8.266	1.210.249	1.473.253	29.022.868
8405900000	Parts of producer gasor water generators	111.675	676.983	2.230.029	6.376.579
8406100000	Turbines for marine propulsion	750	506.339	2.000	13.069.671
8406810000	Turbines oth than marine propulsionof an output exceeding 40 MW	24.351	10.715.407	427.377	72.215.969
8406820000	Turbines oth than marine propulsionOf an output not exceeding 40 MW	112.178	5.186.242	5.996.809	47.953.317
8406900000	Parts of steam turbines and parts	882.752	13.139.696	16.416.410	133.597.182
8407100000	Spark-ignition rcprctg piston enginesfor aircraft	4.379	156.917	2.802.243	28.210.215
8407210000	Outboard motors, marine propulsion engines	21.867	509.019	542.124	12.410.865
8407291000	Spark-ignition rcprctg piston engn foroth marine prop egn, output =< 22.38kw	24.773	391.041	136.671	1.616.553
8407299000	Spark-ignition rcprctg piston engn foroth marine prop egn, output >750kw	18.149	337.916	81.441	6.967.941
8407310000	Reciprocating piston engine of vichileof chapter 87 ,capacity <=50 cc	0	23.986	0	10.968
8407320000	Reciprocating piston engine of vichileof chapter 87 ,50cc< capacity <=250 cc	209.218	2.155.535	1.066.212	14.516.050
8407330000	Reciprocating piston engine of vichileof chapter 87 ,250cc< capacity <=1000 cc	0	1.314	0	27.374
8407341000	Piston engine for pedestrian controlledtractors, cylinder capacity <= 1,100 cc	10.665	53.028	221.446	1.077.910
8407343000	Spark ignition rcprctg piston engn of acyl.capa exc.1000 cc for vhc.of hd 87.11	2.987	28.970	68.825	648.604
8407349000	Piston engn of a capacity exc. 1000 ccoth.for tractors,vhc.of hd 87.11, 87,01	392.887	3.399.688	2.796.933	25.098.888
8407901000	Oth spark-ignition recipro pist engineof a power not exeeding 18,65 kw	244.541	2.439.008	944.674	9.210.423
8407902000	Oth spark-ignition recipro pist enginepower > 18,65 kw and <= 22,38	0	8.494	0	57.076
8407909000	Oth spark-ignition recipro pist engineof a power > 22,38kw (30hp)	46.180	618.280	195.258	1.847.806
8408104000	Comprss-igntn piston eng.for marinepropulsion of a power not exceed 750 kw	200.721	5.804.519	720.127	13.309.983
8408109000	Comprss-igntn piston eng.for marinepropulsion of a power exceeding 750 kw	664.370	3.231.248	3.921.541	58.374.931
8408201100	Comprss-igntn piston engines for vhcls8701.10, output <= 60 kw	4.913	25.408	2.405	130.198
8408201200	Comprss-igntn piston eng oth for vhcls8701.10, output <= 60kw,fully ass	189.696	2.252.122	251.926	2.907.640
8408201900	Comprss-igntn piston engines for vhcls87,not fully assemble,output < 60kw	0	699.937	0	8.562.040
8408209100	Comprss-igntn piston engines for vhcls8701.10, oth output not exceed 60 kw	5.504	15.392	19.547	220.108
8408209200	Comprss-igntn piston eng oth for vhcls8701.10,oth.output <= 60kw,full ass	313.949	3.974.693	3.908.443	54.759.564
8408209900	Comprss-igntn pist engines oth for vhcl8701.10,oth.output <= 60kw,not fully ass	4.250	358.710	93.586	3.120.839
8408901010	Comprss-igntn piston engn for earth movemach. of an output not exc. 18,65 kw	8	9.446	2.623	286.457
8408901020	Comprss-igntn piston engn,railway loc/tramway vhc.of output not exc.18,65 kw	0	319	0	2.747
8408901090	Compr-ign piston engn oth for earth movemach,railway loc.output not exc.18,65kw	411.484	4.282.433	635.326	6.485.266
8408905010	Comprss-igntn piston engn for earth movemach. of an output exc. 100 kw	87.633	221.720	1.006.068	3.239.547
8408905020	Comprss-ign piston engn for railway loc/tramway vhc.of an output exc. 100 kw	58.661	58.661	2.380.500	2.380.500
8408905090	Compr-ign piston engn oth.for earth movemach,railway loc. an output exc. 100 kw	37.520	849.703	304.814	9.470.955
8408909100	Compr-ign piston engn for earth move machoth.an output>100kw, and <=18,65 kw	77.947	358.679	955.414	2.249.502
8408909900	Comp.ign.piston eng.oth,earth move machrail loc. oth output exc.100kw,not18,65	198.343	3.683.111	359.974	9.261.166
8409100000	Parts suitable for aircraft engines	2.887	13.494	3.356	3.245.137
8409111000	Carburettors & parts thereof for earthmoving machinery, spark-ignition	6.741	109.927	137.582	2.520.579
8409112000	Cylinder blocksfor earth mov machinery,spark-ignition	333	11.724	39.246	198.420
8409113000	Cylinder linersfor earth mov machinery,spark-ignition	5.147	54.305	12.383	326.057
8409114000	Heads and head coverfor earth machinery,spark-ignition	27.229	100.402	104.463	793.068
8409115000	Pistons for earth mov machinery,spark-ignition	12.375	100.473	98.443	1.573.735

I.3. IMPOR MENURUT KOMODITI / IMPORT BY HS COMMODITY
*****SEPTEMBER / SEPTEMBER 2009 *****

HS	Uraian Komoditi Commodity Description	Berat Bersih / Net Weight (Kg)		Nilai / Value C.I.F (US\$)	
		Bulan ini Current Month	Kumulatif Cum.Jan. to date	Bulan ini Current Month	Kumulatif Cum.Jan. to date
8409911600	Piston rings,gudgeon pinsfor earth movemachinery, spark-ignition	10.665	117.443	311.435	3.250.330
8409911900	Oth parts suitable for earthmoving machinery, spark-ignition	44.729	226.014	83.196	1.175.869
8409912100	Carburettors&part thereof for vhcls of87.01, power =< 22.38 kw, spark-ignition	1.414	22.465	20.704	344.186
8409912200	Cylinder blocks for vehicle of head 87.01power =< 22.38 kw, spark-ign	1.357	41.381	25.468	339.970
8409912300	Cylinder liners for vehicle of head 87.01power =< 22.38 kw, spark-ign	0	1.883	0	6.985
8409912400	Heads and head cover for vhcls of 87.01power =< 22.38 kw, spark-ign	839	10.733	1.750	35.712
8409912500	Pistons for vehicles of 87.01,power =< 22.38 kw, spark-ign	2.344	48.593	55.810	744.217
8409912600	Piston rings & gudgeon pins for vhcls of87.01,power =< 22.38 kw, spark-ign	30	1.158	39	9.345
8409912900	Oths parts suitable for vehicles 8701,power =< 22.38 kw, spark-ignition	1.353	99.354	37.802	696.387
8409914100	Carburettors and parts thereof for vehicles 87.11, spark-ignition	237.298	2.628.194	5.935.681	67.353.767
8409914200	Cylinder blocks, crank casesfor vhcls 87.11,spark-ignitio	310.365	1.824.641	2.150.640	15.171.486
8409914300	Cylinder linersfor vehicles 87.11,spark-ignition	25	14.025	264	62.715
8409914400	Heads and head coverfor vehicles 87.11,spark-ignition	41.182	1.870.295	1.287.167	47.099.355
8409914500	Pistons for vehicles 87.11,spark-ignitio	94.658	508.487	487.475	3.517.648
8409914600	Piston rings and gudgeon pins forfor vehicles 87.11,spark-ignition	22.567	150.027	711.471	3.981.244
8409914900	Oth parts suitable for vehiclesheading 87.11, spark-ignition	596.205	1.942.817	4.990.055	37.594.129
8409915100	Caburettors and parts thereof for othvehicles of chapter 87, spark-ignition	55.563	955.943	881.746	5.874.762
8409915200	Cylinder blocks, crank cases for othvehicles of chapter 87, spark-ignition	368.501	7.041.538	3.953.092	39.559.263
8409915300	Cylinder liners for othvehicles of chapter 87, spark-ignition	1.686	142.770	6.122	558.220
8409915400	Heads and head cover for othvehicles of chapter 87, spark-ignition	68.269	562.528	647.446	5.394.657
8409915500	Pistons for oth vehicles of chapter 87,spark-ignition	36.954	400.847	650.186	6.316.815
8409915600	Piston rings and gudgeon pins for othvehicles of chapter 87, spark-ignition	39.091	944.344	329.434	5.046.032
8409915900	Oth parts suitable for vehicles foroth vehicles 87, spark-ignition	338.851	3.522.930	5.439.668	43.837.933
8409916100	Cyl.block,crank case,marine propul eng,power<= 22.38kw for vssl of 89 spark-ign	0	11.570	0	41.428
8409916200	Piston for marine propuls eng, power<=22.38 kw for vssls of 89, spark-ign	3	1.692	155	11.156
8409916300	Oth.for vssls chapt.89,marine propl engof a power <= 22.38 kw, spark-ignition	111.333	209.947	488.606	750.053
8409916400	Cyl.block,crank cases,marine propls engpower>22.38kw for chapter 89,spark-ign	1.948	19.888	3.529	129.186
8409916500	Pistons for marine propuls eng. of power>22.38 kw for vssls of 89,spark-ign	865	4.536	25.244	149.637
8409916600	Oth.for chapt.89 for marine propuls eng.of a power>22.38 kw, spark-ignition	7.222	96.995	166.357	799.960
8409917100	Carburettors & parts thereof for othengines, spark-ignition	6.986	105.158	19.388	701.075
8409917200	Cylinder block for oth eng,spark-ign	14.666	172.324	44.426	1.049.659
8409917300	Cylinder liner for oth eng,spark-ign	29.255	222.193	55.904	607.588
8409917400	Heads and head cover for oth engines,spark-ignition	17.531	136.874	157.614	614.476
8409917500	Pistons for oth engines,spark-ignition	13.127	175.083	279.894	3.756.348
8409917600	Piston rings and gudgeon pins for othengines, spark-ignition	682	19.214	45.080	476.905
8409917900	Oth parts for oth engines,spark-ignition	220.815	2.385.591	1.364.328	18.776.590
8409991100	Carburettors & parts thereof for earthmoving machinery, comp-ignition	367	17.777	6.011	658.468
8409991200	Cylinder blocks for earth moving mach,comp-ignition	8.039	55.091	55.170	877.288
8409991300	Cylinder liners for earth moving mach,comp-ignition	41.116	140.524	85.396	295.110
8409991400	Heads and head cover for earth movingmachinery, comp-ignition	40.898	298.009	237.710	2.419.745
8409991500	Pistons for earth moving machinery,comp-ignition	16.458	99.683	141.620	976.710
8409991600	Piston ring & gudgeon pin for earth movemachinery, comp-ignition	23.919	121.924	126.376	742.872
8409991900	Oth parts suitable for earthmoving machinery, comp-ignition	56.311	446.039	284.560	4.765.639
8409992100	Carburettors&part thereof for vehiclesof 87.01 comp-ignition	0	42.455	0	47.895
8409992200	Cylndr blocks for vehicles of 87.01comp-ignition	84	215.245	530	264.826
8409992300	Cylndr liners for vehicles of 87.01comp-ignition	8.347	42.460	16.307	104.625
8409992400	Heads and head cover for vhcls of 87.01comp-ignition	5.679	28.792	17.098	223.337
8409992500	Pistons for vehicles of 87.01,comp-ignition	2.813	26.167	6.549	92.950
8409992600	Piston ring&gudgeon pin for vhcls of87.01 comp-ignition	0	4.927	0	17.255
8409992900	Oths parts suitable for vhcls 87.01,comp-ignition	101	192.121	6.744	407.221
8409994100	Caburettors and parts thereof for othvehicles of chapter 87, comp-ignition	59.529	592.070	811.784	7.699.764
8409994200	Cylinder blocks for oth vhcls of chapt87, comp-ignition	768.527	1.869.856	1.159.230	12.626.089
8409994300	Cylinder liners for oth vehicles ofchapter 87,comp-ignition	59.196	353.120	208.230	1.818.300
8409994400	Heads and head cover for vehicles ofchapter 87,comp-ignition	114.064	780.783	1.021.090	9.096.921
8409994500	Pistons for oth vehicles ofchapter 87,comp-ignition	136.161	442.836	115.548	1.531.380
8409994600	Pistons ring & gudgeon pins for vhcls ofchapter 87, comp-ignition	53.972	337.255	216.191	2.269.840
8409994900	Oth parts suitable for vehicles foroth vehicles 87, comp-ignition	1.057.400	4.147.898	3.966.154	40.662.407
8409995100	Cyl.block,crank case,marine propuls.eng,power<= 22.38kw for vssl of 89,comp-ign	0	1.928	0	3.395
8409995200	Piston for marine propul eng of power<=22.38 kw for vssls of 89,comp-ignition	1	1.578	18	5.860
8409995300	Oth.for vssls chapt.89,marine propul engof a power<= 22.38 kw, comp-ignition	4.364	133.320	8.480	165.468
8409995400	Cyl.block,crank cases,marine propuls engof power>22.38kw for vssl 89, comp-ign	0	4.093	0	26.820
8409995500	Pistons for marine propuls eng.of power> 22.38 kw for vssls of 89,comp-ign	175	4.266	615	16.219
8409995600	Oth.for vssls,chap89,marine propuls engof a power>22.38 kw, comp-ignition	2.685	73.461	43.131	1.031.070
8409996100	Carburettors & parts thereof for othengines, comp-ignition	3.394	27.336	32.090	156.842
8409996200	Cylinder blocks for oth engines,comp-ignition	6.417	109.135	69.486	1.720.756
8409996300	Cylinder liners for oth engines,comp-ignition	32.164	299.131	283.082	2.162.794
8409996400	Heads and head cover for oth engines,comp-ignition	16.663	195.248	570.970	3.492.184
8409996500	Pistons for oth engines, comp-ignition	17.484	210.847	182.364	2.604.140
8409996600	Piston rings and gudgeon pins for othengines, comp-ignition	1.440	47.226	12.929	424.619
8409996900	Oth parts for oth engines,comp-ignition	413.330	5.035.317	4.702.453	48.397.951
8410110000	Hydraulic turbine&water wheels of power<= 1,000 kw	41.154	361.201	82.676	1.404.197
8410120000	Hydraulic turbines and water wheels of apower>1,000 kw but not exceed 10,000 k	0	1.753	0	105.196

I.3. IMPOR MENURUT KOMODITI / IMPORT BY HS COMMODITY
*****SEPTEMBER / SEPTEMBER 2009 *****

HS	Uraian Komoditi Commodity Description	Berat Bersih / Net Weight (Kg)		Nilai / Value C.I.F (US\$)	
		Bulan ini Current Month	Kumulatif Cum.Jan. to date	Bulan ini Current Month	Kumulatif Cum.Jan. to date
8410130000	Hydraulic turbines and water wheels of a power exceeding 10,000 kw	60.149	459.966	3.095.504	22.861.492
8410900000	Parts hydraulic turbines, water wheels, including regulators	242.687	1.589.067	1.583.354	11.475.562
8411110000	Turbo-jets of a thrust not exceed 25 kn	1	18.254	100	11.986.569
8411120000	Turbo-jets of a thrust exceeding 25 kn	14.391	89.925	5.887.456	48.300.247
8411210000	Turbo-propellers of a power not exceed 1,100 kw	0	17.257	0	9.411.281
8411220000	Turbo-propellers of a power exceeding 1,100 kw	0	17.399	0	3.512.106
8411810000	Oth gas turbines of a power not exceed 5,000 kw	67.880	198.712	1.390.523	7.796.202
8411820000	Oth gas turbines of a power exceeding 5,000 kw	61.600	844.849	2.660.576	74.206.578
8411910000	Parts of turbo-jets/turbo-propellers	1.817	16.752	354.716	5.563.459
8411990000	Oth parts of gas turbines	276.239	2.663.796	31.399.468	237.239.238
8412100000	Reaction engines oth than turbo-jets	191	45.015	926	730.315
8412210000	Hydraulic power engines and motors with linear acting (cylinders)	44.910	653.569	594.829	7.511.702
8412290000	Oth hydraulic power engines and motors	126.751	1.951.870	1.117.356	25.864.847
8412310000	Linear act (cylinders), for pneumatic power engines and motors	2.059	32.396	102.015	1.208.880
8412390000	Oth linear acting (cylinders) for pneumatic power engines and motors	30.337	170.285	216.839	2.332.528
8412800000	Oth engines and motors	20.275	487.635	197.173	12.814.270
8412901000	Parts of reaction engines of subhead 8412.10.00	912	18.501	71.604	193.359
8412909000	Oth parts of power engines & motors	182.965	752.675	5.566.981	13.449.211
8413110000	Pump fitted/design to a measuring device for dispensing fuel/lubric, used in fill station	26.980	437.693	267.247	4.469.635
8413191000	Pumps fitted/design to a measuring device electrically operated	208.319	1.346.367	2.091.045	19.288.511
8413192000	Pumps fitted/design to a measuring device and not electrically operated	48.958	124.447	145.352	1.374.533
8413201000	Water pump for hand pump, oth than those of subheading 8413.11 or 8413.19	35.573	124.314	60.411	453.731
8413209000	Oth hand pumps, oth than those of subheading 8413.11 or 8413.19	19.825	754.171	126.492	2.958.950
8413301100	Fuel, lubric, cool medium pump, earth moving machine/motor vehicle, reciprocating/rotary type	739.692	1.546.886	1.283.038	12.336.202
8413301900	Fuel, lubric, cool medium pump, earth moving machine/motor vehicle, not reciprocating/rotary type	584.381	6.270.963	7.769.275	80.047.766
8413309100	Oth fuel, lubric, cool medium pumps, intercombustion piston engine reciprocating/rotary type	56.408	427.214	1.014.536	6.699.808
8413309900	Oth fuel, lubric, cool medium pumps, intercombustion piston engine reciprocating/rotary type	127.887	811.254	1.073.306	10.643.219
8413401000	Concrete pumps, electrically operated	12.320	63.300	97.796	678.188
8413402000	Concrete pumps, not electrically operated	19.400	63.739	79.240	342.842
8413501000	Oth reciprocating positive displacement pumps, electrically operated	38.326	730.898	263.080	10.154.035
8413502000	Oth reciprocating positive displacement pumps, not electrically operated	5.230	363.283	155.722	6.162.645
8413601000	Oth rotary positive displacement pumps, electrically operated	248.934	1.064.741	347.529	4.079.906
8413602000	Oth rotary positive displacement pumps, not electrically operated	11.606	888.751	296.848	9.565.803
8413701000	Single stage, water pump for belt drive or direct coupling	316.838	2.128.268	2.016.784	10.752.774
8413702000	Impulse-turbo water pumps of < 100 w & electrically operated for household use	31.249	112.359	403.896	930.980
8413702900	Impulse-turbo water pumps of a capacity > 100 w electrically operated for household use	660.330	5.112.038	7.099.835	42.825.986
8413703000	Oth centrifugal pumps not electrically operated	95.479	1.365.262	395.315	4.389.453
8413811000	Oth pumps, electrically operated	552.180	5.379.183	8.664.035	44.335.656
8413812000	Oth pumps, not electrically operated	411.223	3.461.212	2.389.591	24.094.588
8413821000	Liquid elevators, electrically operated	196.573	2.134.725	988.996	13.538.862
8413822000	Liquid elevators, not electrically operated	15.454	502.062	213.130	5.899.581
8413911000	Parts of pumps of subheading 8413.20.10	11.524	54.847	168.035	1.400.193
8413912000	Parts of pumps of subheading 8413.20.90	2.852	117.875	16.151	313.679
8413913000	Parts of pumps of subheading 8413.70.10	94.292	330.925	326.234	4.295.105
8413914000	Parts of pumps of oth centrifugal pumps	88.047	1.164.483	905.995	10.514.573
8413915000	Parts of oth pumps, electrically operated	823.327	8.004.706	3.882.855	37.478.525
8413919000	Parts of oth pumps, not electrically operated	246.519	1.628.283	2.033.966	17.030.423
8413921000	Part of liquid elevator, electrically operated	296.590	2.189.552	401.618	3.095.187
8413922000	Part of liquid elevators, nonelectrically operated	138	185.842	692	652.983
8414101000	Electrically operated, vacuum pumps	44.980	698.144	455.773	7.693.643
8414102000	Not electrically operated, vacuum pumps	11.644	68.394	102.694	824.714
8414201000	Bicycle pump, hand/foot operated air pump	79.729	622.399	63.160	577.754
8414209000	Oth than bicycle pump, hand/foot operated air pumps	11.942	397.918	70.160	1.059.394
8414301000	Compressor, capacity > 21 kw/hour having displacement/revolution > 220 cc	667.899	4.168.572	2.193.161	13.682.499
8414309000	Compressor, oth capacity > 21 kw/hour, have displacement/revolution > 220 cc	2.131.750	20.531.206	24.998.272	93.995.537
8414400000	Air compressors mounted on a wheeled chassis for towing	266.565	3.228.762	1.597.313	19.184.848
8414511000	Table fans & box fan with a self-contained electric motor of an output <= 125 w	98	14.537	2.798	243.072
8414519000	Oth than table fan box fan with self-contained electric motor of an output <= 125 w	28.709	610.916	85.411	2.816.981
8414591000	Oth fans of a capacity <= 125 kw	41.808	603.286	261.073	4.758.170
8414599000	Oth fans oth of a capacity <= 125 kw	72.237	741.034	1.038.856	6.026.292
8414601000	Hoods having a maximum horizontal side not exceeding 120 cm, fitted with a filter	18.377	185.379	68.911	772.457
8414609000	Hoods having a maximum horizontal side not exceed 120 cm, not fitted with a filter	19.861	935.506	212.464	3.455.401
8414801100	Hoods having a maximum horizontal side exceeding 120 cm, fitted with filter	6.502	377.728	250.823	1.194.558
8414801200	Hoods having a maximum horizontal side > 120 cm, not fitted with filter for industrial use	17.900	152.637	50.709	1.119.756
8414801900	Hoods having a maximum horizontal side > 120 cm not fitted with filter oth than for industrial use	3.433	16.442	71.411	182.277
8414803000	Free piston generators for gas turbines	6.615	87.382	127.881	1.859.805
8414804100	Gas compressor module for use in oil drill oth than those of subhead 841430 and 8414.40	201.922	1.959.485	15.820.958	71.140.733
8414804200	Oth than gas compressor, capacity > 21 kw/hour displacement/revolution > 220 cc	93.390	998.616	57.926	12.332.690
8414804900	Oth than gas compressor, oth capacity > 21 kw/hour have displacement/revolution > 220 cc	174.687	1.520.609	1.800.410	19.348.976
8414805100	Electrically operated, air pumps	52.936	176.518	48.768	1.417.484
8414805900	Not electrically operated, air pumps	2.097	130.971	21.738	2.175.614
8414809110	Electrically operated, blowers & the like	131.247	1.163.373	1.068.204	13.284.891

I.3. IMPOR MENURUT KOMODITI / IMPORT BY HS COMMODITY
*****SEPTEMBER / SEPTEMBER 2009 *****

HS	Uraian Komoditi Commodity Description	Berat Bersih / Net Weight (Kg)		Nilai / Value C.I.F (US\$)	
		Bulan ini Current Month	Kumulatif Cum.Jan. to date	Bulan ini Current Month	Kumulatif Cum.Jan. to date
8414809190	Electrically operated, oth than blowers & the like	52.593	856.589	247.594	7.549.682
8414809900	Oth air pumps, not electrically operated	2.411	36.418	30.249	374.835
8414901100	Parts of pumps/compressors, of electric operated equipment	159.090	1.886.875	1.416.220	26.301.287
8414901200	Parts of electric operated equipment of sub headings 8414.60/8414.80	5.947	526.974	67.540	7.183.889
8414901900	Oth parts of electrically operated equipment	571.457	6.116.897	2.964.004	19.688.153
8414909100	Parts of non electric operated equip of sub heading 8414.10, 8414.20/8414.40	5.611	182.855	20.977	1.804.185
8414909900	Oth parts of non electrically operated equipment	367.855	1.721.503	1.806.322	10.526.008
8415100000	Air conditioning mach, windows/wall types self-contained/'split system'	2.778.831	26.429.465	15.402.259	149.202.242
8415811100	Inc.refri, reversible heat pump, used in aircraft of an output <= 21.10 kw	16.747	155.249	27.907	291.204
8415811200	Inc.refri, reverse heat pump, used in aircraft output > 21.10kw, air flow > 67.96m3/min	0	53	0	14.768
8415811900	Inc.refri, reverse heat pump, used in aircraft oth. of output > 21,10kw/not	1.314	84.751	84.493	1.010.529
8415812000	Inc.refri, reverse heat pump, used in railway rolling stock	0	5.534	0	10.672
8415813000	Inc.refri, reverse heat pump of road in vehicles oth those of subhd 8415.20	0	1.274	0	3.312
8415819100	Refri, reverse heat pump, oth. used in aircraft, road, output > 21.10kw, air flow > 67.96m3/m	0	69.874	0	991.651
8415819900	Refri, reverse heat pump, oth. used in aircraft, road, output < 21.10kw, air flow > 67.96m3/m	11.919	217.123	69.523	1.198.287
8415821100	Oth, incorp a refrigerat unit of used in aircraft, output > 21.10kw, air flow > 67.96m3/m	0	19.255	0	13.226
8415821900	Oth, incorporat. a refri unit of used in aircraft oth. output > 21.10kw, air flow > 67,96m3/m	2.840	32.946	83.060	323.006
8415822000	Oth, incorporat. a refri unit of a kind used in railway rolling stock	1.280	64.011	106.763	1.193.843
8415823000	Oth, incorporat. a refri unit of a kind used in road vehicle oth. those subhd 8415.20	94	2.216	3.087	21.709
8415829000	Oth, incorporat. refri unit oth. of a kind used in aircraft, railway, road vehicles	122.080	1.057.670	835.476	7.432.361
8415831100	Not incorporat. a refri unit of used in aircraft, output > 21.10kw, air flow > 67.96m3/m	1	10.021	30	32.743
8415831900	Not inc. a refri unit, used in aircraft oth of output > 21.10kw, air flow > 67.96m3/m	45	5.949	315	17.505
8415833000	Not incorporat. a refri unit of a kind used in road vehicle oth. those subhd 8415.20	0	48	0	2.923
8415839000	Not incorp a refri unit oth. of a kind used in aircraft, railway, road vehicles	94.919	1.739.901	553.155	10.767.025
8415901200	Chassis/cabinet, welded & painted, parts of machines of an output <= 21.10 kw	41.625	654.679	74.116	1.083.987
8415901900	Oth chassis/cabinet, welded & painted, part of machines of an output <= 21.10 kw	401.260	2.525.776	1.552.032	11.422.311
8415902100	Chassis/cabinet, welded & painted, parts of machine of output > 21.10 kw, air flow > 67.96m3/m	549	4.209	253	10.263
8415902200	Oth chassis/cabinet, welded & painted, part of machine of output > 21.10 kw, air flow > 67.96m3/m	98.680	382.647	226.182	991.480
8415902300	Chassis/cabinet, welded & painted, part of machine of output > 21.10 kw, oth air flow > 67.96m3/m	0	1	0	24
8415902900	Oth. chassis/cab, welded & painted, part of machine of output > 21.10kw, oth air flow > 67.96m3/m	5.182	69.068	42.521	489.060
8415903190	Cab, weld/paint, part of machine output 26.38-52.75kw, air flow > 67.96, oth use air/rail	220	33.668	480	286.071
8415903200	Oth cabinet, weld/paint, part of machine of output 26.38-52.75kw, air flow > 67.96	5.026	96.130	20.517	369.547
8415903390	Cab, weld/paint, part machine output 26.38-52.75kw, air flow > 67.96, oth use air/rail	0	54	0	411
8415903900	Oth cab, weld/paint, part machine of output 26.38-52.75kw, air flow > 67.96, use air/rail	35	11.637	2.349	33.939
8415904110	Chassis/cab, weld/paint, part machine a output > 52.75kw, air flow > 67.96, use air/railway	0	73	0	120
8415904190	Chassis/cab, weld/paint, part machine a output > 52.75kw, air flow > 67.96, oth use air/railway	3.361	3.499	98.857	102.417
8415904200	Oth chassis/cab, weld/paint, part machine of output > 52.75kw, air flow > 67.96	91.552	662.221	1.185.956	10.531.626
8415904390	Chassis/cab, weld/paint, part machine a output > 52.75kw, oth air flow > 67.96, use air/rail	10.495	715.739	24.611	3.056.232
8415904900	Chassis/cab, weld/paint, part machine output > 52.75kw, oth air flow > 67.96, oth use air/rail	121.491	808.489	735.524	5.350.337
8416100000	Furnace burners for liquid fuel	3.669	111.568	72.216	2.420.035
8416200000	Oth furnace burner, includ combination burners	97.183	1.767.244	383.040	11.134.170
8416300000	Mechanical stokers, including their mech grate, mech ash discharge & similar app	397.868	1.838.645	1.333.503	6.747.097
8416900000	Parts of furnaces burners for liquid/solid/gas fuel, mechanical stokers	54.849	3.468.032	902.845	27.570.529
8417100000	Furnaces & ovens for the roast, melt/other heat treat, of ore, pyrite metal non-elect	108.642	1.566.457	342.750	36.436.051
8417200000	Bakery ovens, including biscuit oven, nonelectric	34.810	424.376	157.872	2.531.355
8417800010	Incinerators, non-electric	12.439	42.415	168.466	516.487
8417800090	Oth than incinerators, non-electric	825.872	1.929.412	3.408.735	12.013.458
8417900000	Part furnaces & ovens for the roasting, melting non-electric	472.410	1.274.346	8.153.154	18.871.693
8418101010	Household type, comb refrigrtr-freeze capacity < 230 l	184.256	1.441.724	840.166	6.193.283
8418101090	Household type, comb refrigrtr-freeze capacity > 230 l	172.970	1.894.544	838.535	8.962.781
8418109000	Comb refrigrtr-freeze fitted with septextnl doors, oth than household type	210.413	1.412.751	690.481	4.743.484
8418210010	Refrigerator, household typ with comprestype of capacity not exceeding 230 l	84.004	1.022.356	299.481	3.529.423
8418210090	Refrigerator, household typ with comprestype of capacity > 230 l	36.645	467.190	186.095	2.526.536
8418290010	Refrigerator, household type oth than compress type of capacity <= 230 l	24.453	56.628	88.237	268.014
8418290090	Refrigerator, household type oth than compress type of capacity > 230 l	26	22.723	592	256.166
8418300000	Freezer of the chest type, not exceed 800 l capacity	172.049	1.460.596	433.817	4.352.189
8418400000	Freezer of the upright type, not exceed 900 l capacity	1.365	17.086	3.873	256.178
8418501000	Refrigerating chambers, capacity > 200 l	79.673	551.235	359.380	1.994.867
8418509000	Refrigerating chambers not exceeding 200 capacity	171.125	2.554.510	738.843	11.946.664
8418610000	Heat pump oth than AC machines of heading 84.15	3.100	44.009	21.037	396.379
8418691000	Beverage coolers	60.001	325.475	194.971	1.456.720
8418692000	Water chillers with a refrigerating capacity of 100,000 l or more	36.149	640.496	394.619	5.618.214
8418693000	Drinking water coolers	16.563	98.377	167.132	977.428
8418695000	Scale ice-maker units	4.874	37.107	70.957	394.221
8418699000	Oth refrigrtr/freez equip, oth than heat pump oth than air condition mach hd 84.15	57.902	998.487	436.344	9.677.226
8418911000	Part for good, sub 8418.(10,21,29,30,40), furniture to refri/freez	64.751	647.411	173.829	1.863.928
8418919000	Oth parts furniture designed to receive refrigrat/freezing equipment	84.401	754.695	426.134	2.911.022
8418991000	Evaporators and condensers	172.081	2.089.024	783.024	8.100.864
8418992000	Cabinets and doors, welded/painted	279.365	1.946.422	339.762	3.324.711
8418994000	Aluminium roll bonds for sub 8418.10.10, 8418.21, 8418.22 and 8418.29	42.945	277.428	211.076	1.313.267
8418999000	Oth part refri & freezers equipment electric/oth	271.680	2.634.003	1.198.682	10.232.778
8419111000	Instant gas water heaters, for household type, non electric	11.406	134.362	104.682	958.901

I.3. IMPOR MENURUT KOMODITI / IMPORT BY HS COMMODITY
*****SEPTEMBER / SEPTEMBER 2009 *****

H S	Uraian Komoditi Commodity Description	Berat Bersih / Net Weight (Kg)		Nilai / Value C.I.F (US\$)	
		Bulan ini Current Month	Kumulatif Cum.Jan. to date	Bulan ini Current Month	Kumulatif Cum.Jan. to date
8419119000	Instant gas water heaters for oth thanhousehold type, non electric	6.239	72.026	54.611	439.006
8419191000	Oth instant gas water heaters for household type,non electric	8.228	63.664	20.527	338.060
8419199000	Oth instant gas water heaters for oththan household type,non electric	1.978	45.863	17.819	401.494
8419200000	Medical,surgical/laboratory sterilisers	30.261	288.561	485.041	4.194.504
8419311010	Evaporators,dryers for agri products,electrically operated	0	234.554	0	1.237.287
8419311090	Oth.than evaporators,dryers for agriproducts, electrically operated	24.798	472.818	219.731	4.385.436
8419312010	Evaporators,dryers for agri products,non electrically operated	0	660.169	0	4.571.394
8419312090	Oth.than evaporators, dryers for agriproducts,non electrically operated	0	70.364	0	174.091
8419321000	For wood, paper pulp, paper/paperboard,electrically operated	110.650	794.327	2.102.222	13.857.110
8419322000	For wood, paper pulp, paper/paperboard,non electrically operated	70.252	92.417	14.717	122.283
8419391100	Machinery by a proces involving heatingfor the printed of electrical operated	1.130	74.857	41.549	2.079.766
8419391900	Oth machinery by a process involvingheating for the printed of elect oper	90.896	2.020.874	1.682.037	19.222.907
8419392000	Machinery by a proces involving heatingfor the printed of not electric operat	23.753	146.170	517.152	1.569.788
8419401000	Distilling/rectifying plantelectrically operated	54.399	1.677.424	1.314.076	37.382.430
8419402000	Distilling/rectifying plantnot electrically operated	45.000	1.610.760	76.000	12.076.643
8419501000	Cooling towers	97.755	1.580.668	251.726	6.345.102
8419502000	Condensers for air conditionersfor motor vehicles	65.089	637.786	1.227.579	9.760.629
8419503000	Oth condensers for air conditioners	59.566	938.437	854.472	9.555.288
8419504000	Oth condensers electrically operated	74.762	2.640.055	883.261	19.565.403
8419509000	Oth condensers not electricallyoperated	312.923	1.342.990	8.573.418	36.284.575
8419601000	Machinery for liquefying air/oth gaseselectrically operated	144.402	258.194	746.746	1.717.380
8419602000	Machinery for liquefying air/oth gasesnot electrically operated	92.000	110.631	6.994.306	8.661.261
8419811000	Oth.mach,plant & equip for making hotdrinks/for cook/heat food,elect operated	95.191	163.057	158.483	860.122
8419812000	Oth.mach,plant&equip for make hot drink/for cook/heat food,not elect operated	7.660	93.200	49.526	591.456
8419891100	Evaporators for air-conditioning machfor motor vehicles,electrical operated	54.848	544.102	999.861	8.054.423
8419891300	Machinery by a proces involving heatingelectcr for the manuf of PCB/PWB's/PCA's	6.674	50.931	150.275	845.356
8419891900	Oth mach for making hot drinks/forcooking/heating food,electricall operate	183.003	3.799.332	3.048.485	44.534.764
8419892000	Oth mach for making hot drinks/forcooking/heating food,not electri operate	11.565	129.495	48.772	1.075.695
8419901200	Part mach for the treat.matrial by procinvolve heat,print circuit,wiring,elect	52.330	97.645	255.568	504.049
8419901900	Oth.part mach,the treat.matrial by procinvolve heat,print circuit,wiring,elect	1.255.289	3.163.778	5.737.808	22.620.266
8419902000	Part mach,plant/laboratory equipment,of non-electrically operated articles	166.241	1.237.751	1.378.611	10.544.969
8420101000	Apprts.for the app of dry film/liquidphoto resist,etc, calender/oth roll mach	1.747	75.649	20.698	1.254.884
8420102100	Roller-type ironing mach suitable fordomeestic use	0	401	0	30.452
8420102900	Wringers suitable for domestic use	3	23.896	20	286.750
8420109000	Oth calendering/oth rolling machin	43.652	750.382	470.316	2.160.380
8420911000	Parts cylinders of apparatus for theappl of dry film,liquid photo resis,etc	60	78	2.707	4.436
8420912000	Parts cylinders for ironing machinesor wringers suitable for domestic use	0	191	0	9.060
8420919000	Oth parts cylinders for calenderingor oth rolling machines	452	229.810	12.731	873.972
8420991000	Oth parts of apparatus for the applicof dry film,liquid photo resist,etc	462	3.601	75.919	230.283
8420999000	Oth parts for calendering/othrolling machines	1.916	13.528	32.602	161.566
8421110000	Centrifuges,including centrifugaldryers for cream separators	2.040	9.948	27.200	168.975
8421120010	Clothes-dryers, of capacity notexceeding 30 i	7.939	11.898	43.990	619.758
8421120020	Clothes-dryers, of capacityexceeding 30 i	760	13.320	2.500	78.993
8421191000	Centrifuges,including centrifugaldryers for sugar manufacture	328.567	1.317.814	3.796.372	13.656.673
8421199000	Oth centrifuges,including centrifugaldryers	80.400	435.419	366.259	7.993.399
8421211100	Filtering machin & appar water elctricfor domestic use of a cap <= 500 l/h	55.761	467.534	397.762	2.790.988
8421211900	Oth filter machin& appar water electricof a capacity <= 500 l/h	186.898	1.465.517	2.595.358	16.859.757
8421212100	Filtering machin & apparat water electrfor domestic use of a capacity > 500 l/h	74.191	290.063	1.202	795.396
8421212900	Oth filter machin& appar water electricof a capacity > 500 l/h	429.646	3.278.340	4.941.280	24.011.342
8421221000	For filter/purify beverages oth thanwater of a capacity <= 500 l/hr	297	8.100	1.819	105.650
8421222000	For filter/purify beverages oth thanwater of a capacity >500 l/hr	20.204	68.029	169.518	1.104.509
8421231100	Oil filters for earth moving machineryinternal cobustion engines	170.607	995.872	2.036.739	12.175.390
8421231900	Oth oil filters for earth movingmachinery internal cobustion engines	36.146	244.873	515.957	3.087.829
8421232100	Oil filters for motor vehiclesof chapter 87	83.873	603.413	665.980	5.964.385
8421232900	Oth oil filters for motor vehiclesof chapter 87	56.235	385.982	406.807	3.921.630
8421239100	Oil filters for oth earth movingmachin and motor vehicles of chapter 87	37.291	313.224	376.274	3.344.392
8421239900	Oth oil filters for oth earth movingmachin & motor vehicles of chapter 87	76.640	378.921	758.288	5.376.684
8421291000	Filtering/purifying machin & appar formedical/laboratory use	1.490	50.157	57.859	1.304.690
8421292000	Filter/purify mach&apparatus for liquidof a kind used for sugar manufacture	216	29.047	1.097	303.849
8421293000	Filter/purify mach&apparatus for liquidof a kind used in oil drill operations	33.356	197.855	715.080	3.879.861
8421294000	Filter/purify mach&apparatus for liquid,petrol filters	9.088	86.371	123.148	1.405.565
8421295000	Filter/purify mach&apparatus for liquidoil filter oth than those subhd 8421.23	17.788	156.157	181.345	1.670.669
8421299000	Oth filtering machinery & apparatusfor liquids not electrically operated	207.012	2.200.229	2.909.652	28.052.398
8421311000	Intake air filters for inter combustionengines for earth moving machinery	34.025	245.406	335.875	2.504.795
8421312000	Intake air filters for inter combustionengines for motor vehicles of chap 87	90.457	498.136	811.252	5.797.932
8421319000	Oth intake air filters for internalcombustion engines	72.379	821.862	775.431	7.661.183
8421391000	Laminar flow units oth than intake airfilter for internal cobustion engines	6.309	81.806	93.193	2.818.040
8421399000	Oth.laminar flow units oth intake airfilter for internal cobustion engines	193.740	4.516.601	4.088.356	55.251.673
8421911000	Parts of goods of subheading 8421.12,of centrifuges,includ centrifugal dryers	709	2.609	106.754	169.077
8421912000	Parts of goods of subheading 8421.19.10of centrifuges,includ centrifugal dryers	2.401	44.975	91.610	1.368.215
8421919000	Parts of subhd 8421.11.00/8421.19.90of centrifuges,includ centrifugal dryers	4.258	80.756	147.505	1.554.450
8421992000	Parts filter cartridges of filter,subhd8421.23	13.340	195.904	221.551	3.466.857

I.3. IMPOR MENURUT KOMODITI / IMPORT BY HS COMMODITY
*****SEPTEMBER / SEPTEMBER 2009 *****

H S	Uraian Komoditi Commodity Description	Berat Bersih / Net Weight (Kg)		Nilai / Value C.I.F (US\$)	
		Bulan ini Current Month	Kumulatif Cum.Jan. to date	Bulan ini Current Month	Kumulatif Cum.Jan. to date
8421993000	Parts of goods of subheading 8421.31	55.190	384.594	482.839	4.121.438
8421999100	Oth parts of goods of subheading8421.29.20	205	12.574	10.473	114.374
8421999200	Oth parts of goods of subheading8421.21.11/8421.21.21	56.659	561.435	373.292	2.949.347
8421999300	Oth part of subhd 8421.31,8421.23.11,8421.23.19,8421.23.91/8421.23.99	46.314	220.649	432.211	3.270.494
8421999900	Oth parts of sentrifugal, includingcentrifugal dryers	176.317	2.019.107	1.856.088	22.050.280
8422111000	Dish washing machin of the household type,electrically operated	1.071	35.905	6.229	250.426
8422112000	Dish washing machin of the household typenot electrically operated	1	826	1	3.152
8422190000	Dish washing machines of the othhousehold type	3.621	64.840	58.955	1.246.491
8422200000	Machinery for cleaning/drying bottlesoth containers	34.281	182.007	145.429	4.480.460
8422300000	Machinery for filling,closing, sealing,or labelling bottles, cans, boxes,etc	95.702	1.082.899	2.705.072	35.018.624
8422400000	Oth packing/wrapping machinery(including heat-shrink wrapping mach)	314.489	2.285.158	21.974.696	120.650.575
8422901000	Parts of goods of subheading 8422.11	3.986	5.700	27.140	95.090
8422909000	Part goods of subhd 8422 of oth thansubheading 8422.11	37.236	287.884	1.561.107	17.523.658
8423101000	Personal weighing machin,including baby&household scales,electrically operated	27.416	97.633	429.363	1.349.734
8423102000	Personal weighing machin,including baby& household scales,not electric operate	71.035	524.066	144.387	947.378
8423201000	Scales for continuous weighing of goodson conveyors, electrically operated	2.033	226.584	111.129	1.983.503
8423202000	Scales for continuous weighing of goodson conveyors, not electrically operated	128	57.993	2.545	163.426
8423301000	Constan weight scales,predetemin weightscales & hopper scales,electric operat	1.984	67.847	82.538	1.772.034
8423302000	Constan weight scales,predetemin weightscales&hopper scales,not electr operat	318	32.408	588	56.971
8423811000	Oth weighing machinery,max capacity<=30 kg, electrically operated	27.437	103.608	135.221	905.345
8423812000	Oth weighing machinery,max capacity<=30 kg, not electrically operated	24.339	217.362	45.730	614.640
8423821100	Oth.weigh mach,having a maximum weighngcapacity <= 1 000kg,electric operate	2.336	45.862	30.057	474.027
8423821900	Oth.weigh mach,oth.having a max weighngcapacity <= 1 000kg,electric operated	420	19.525	1.158	69.302
8423822100	Oth.weigh mach,having a maximum weighngcapacity <= 1 000kg, not electric	58	34.764	1.522	60.950
8423822900	Oth.weigh mach,oth.having a max weighngcapacity <= 1 000kg, not electric	3.092	101.607	13.628	595.427
8423891000	Oth weigh mach,oth.capacity exceed 30kgor not but not exceeding 5 000kg, elect	45.828	345.456	766.910	2.226.666
8423892000	Oth weighing mach,oth.capacity > 30kgand <= 5,000 kg,not elect	31.247	119.232	77.547	277.304
8423901000	Weighing machine weights	4.784	36.013	14.914	295.971
8423902100	Weighing machin weights,not electricaloperated	22.975	272.823	643.518	7.317.550
8423902900	Parts of weighing machinery,electrically electrically operated	18.176	113.415	71.365	642.058
8424101000	Fire extinguishers,whether/not chargedsuitable for aircraft use	0	1	0	517
8424109000	Fire extinguishers,whether/not chargedfor oth aircraft use	29.920	372.137	151.633	1.745.588
8424201900	Spray guns&similar appliances for othagricult/horticultural,electric operat	1.105	21.046	94.858	408.538
8424202900	Spray guns&similar appliances for othagricultural/horticultural,not electric	0	5.116	0	28.929
8424301000	Steam/sand blasting machines,electrically operated	191.571	969.292	2.390.136	9.617.651
8424302000	Steam/sand blasting machines,not electrically operated	6.831	117.001	219.097	684.218
8424811000	Oth.mech appliances for agricultural/hortikultural, drip irrigation systems	1.620	23.762	8.131	250.385
8424812000	Oth.mech appliances for agricultural/horti,oth drip irrigation systems,elect	473	86.807	29.490	733.171
8424813000	Oth.mech appliances for agricultural/horti,hand-operated insecticide sprayers	13.920	247.581	78.638	1.009.222
8424814000	Oth.mech appliances for agricultural/hortikultural, not electrically operated	18.289	176.276	100.738	590.991
8424891000	Hand operated household sprayers ofcapacity not exceeding 3 l	10.487	90.449	50.359	1.505.949
8424892000	Oth appliances oth. agri/horticultural,spray heads with dip tubes	57.273	368.346	287.907	1.959.575
8424894000	Wet processing equipment,by projecting,dispersing/spraying of chemical,etc	7.001	39.230	119.368	430.056
8424895000	Oth appliance for projecting,dispersing/spraying liquids/powders/fire,electric	42.902	357.975	114.762	2.345.684
8424899000	Oth appliance for projecting,dispersing/spray liquid/powders/fire,not electric	192.201	684.187	982.036	7.809.530
8424901100	Parts of fire extinguisher,electricallyoperated	775	20.574	36.497	858.454
8424901900	Parts of fire extinguisher, not electricoperated	97.094	734.257	863.271	6.726.332
8424902100	Parts of spray guns, of good of subhead8424.20.11,electrically operated	0	908	0	3.263
8424902300	Parts of spray gun,oth of good of subhd8424.20.11,electrically operated	9.138	31.359	22.063	228.449
8424902400	Parts of spray gun, of goods of subhead8424.20.11,not electrically operated	0	12.834	0	45.255
8424902900	Oth parts of spray guns and similarappliances	3.154	42.102	35.386	969.880
8424903100	Parts of steam/sand blasting mach &similar jet projecting mach,electric	1.458	43.921	13.947	412.525
8424903200	Parts of steam/sand blasting mach &similar jet projecting mach,non electric	946	70.342	31.472	389.876
8424909100	Parts of oth appliance of subhead8424.81.10/8424.81.20	34.498	60.773	10.107	68.309
8424909200	Parts of oth appliance of subhead8424.81.30/8424.81.40	1.191	50.464	5.184	137.799
8424909900	Oth mechanical appliances(whether/nothand operated)	643.718	1.151.929	1.298.353	6.877.757
8425110000	Pulley tackle & hoists oth than skipfor raising vehicles, by electric motor	82.956	751.194	993.527	7.672.246
8425190000	Pulley tackle & hoists oth than skipfor raising vhcles,oth by electric motor	81.085	934.553	385.516	5.647.153
8425310000	Oth winches; capstans,poweredby electric motor	20.117	594.022	129.117	4.236.273
8425390000	Oth winches;capstans,oth than poweredby oth electric motor	375.504	5.643.035	3.088.139	43.552.223
8425410000	Jacks hoists of built in jacking systemof a type used in garages	103.860	573.599	207.528	1.875.198
8425421000	Jacks used in tipping mechanism forlorries	3.818	71.939	28.966	284.234
8425429000	Oth jacks and hoists, hydraulic	235.064	4.755.635	395.633	19.437.247
8425491000	Oth jacks;hoists of a kind used forraising vehicles, electrically operated	68.772	251.800	81.845	1.439.775
8425492000	Oth jacks;hoists of a kind used forraising vehicles, not electric operated	59.483	822.341	177.916	4.853.506
8426110000	Overhead traveling cranes on fixedsupport	2.050.076	4.630.221	2.785.926	17.050.299
8426120000	Mobile lifting frames on tyres andstraddle carries	54.278	1.147.846	168.596	8.155.605
8426191000	Bridge cranes and gantry cranes	144.791	2.430.517	1.208.514	11.652.787
8426199000	Oth bridge cranes and gantry cranes	1.609.709	19.953.120	1.814.177	70.777.672
8426200000	Tower cranes	574.716	2.397.387	1.628.201	6.620.078
8426300000	Portal/pedestal jib cranes	69.305	804.603	1.292.414	8.911.915
8426410000	Oth machinery,self propelled,on tyres	454.620	1.894.694	2.625.438	12.175.233

I.3. IMPOR MENURUT KOMODITI / IMPORT BY HS COMMODITY
*****SEPTEMBER / SEPTEMBER 2009 *****

H S	Uraian Komoditi Commodity Description	Berat Bersih / Net Weight (Kg)		Nilai / Value C.I.F (US\$)	
		Bulan ini Current Month	Kumulatif Cum.Jan. to date	Bulan ini Current Month	Kumulatif Cum.Jan. to date
8426490000	Oth machinery,self propelled,oth thanon tyres	202.214	2.537.829	799.410	17.158.509
8426910000	Oth derricks machin designed formounting on road vehicles	10.176	449.855	50.616	1.472.302
8426990000	Oth derricks mach oth designed formounting on road vehicles	72.340	1.088.186	146.914	7.909.495
8427100000	Self-propelled trucks powered by anelectric motor	149.874	1.713.972	478.550	9.103.568
8427200000	Oth self-propelled trucks	477.744	6.090.272	2.562.852	29.925.223
8427900000	Oth trucks	339.484	2.757.502	1.532.572	13.243.619
8428101000	Passenger lifts	667.721	5.312.864	3.355.392	21.931.720
8428102100	Oth lifts of a kind used in buildings	0	33.246	0	65.170
8428102900	Oth lifts oth than of a kind used inbuildings	167.104	3.205.034	1.150.030	17.044.507
8428109000	Skip hoists	873	37.369	3.566	162.790
8428201000	Pneumatic elevators and conveyorsfor agricultural use	2.501	160.954	33.500	1.057.456
8428202000	Automated machines for the transport,handling & storage of PCB/PWBs/PCAs	51	17.539	577	400.000
8428209000	Oth pneumatic elevators & conveyors	14.497	856.143	190.447	10.795.702
8428310000	Oth continuous act elevators &conveyorsspecially designed for underground use	3.670	244.482	25.838	687.719
8428321000	Oth continuous act elevators &conveyorsof bucket type,used for agri type	3.000	31.368	107.400	520.538
8428329000	Oth continuous act elevators &conveyorsof bucket type,oth used for agri type	292.409	1.772.920	1.636.599	6.653.213
8428331000	Oth continuous act elevators &conveyorsof belt type, of agricultural type	2.234	107.903	29.159	552.184
8428332000	Automated mach for the transport,hand& storage of PCB/PWBs,belt type	3.240	277.890	25.324	1.251.634
8428339000	Oth continuous act elevators &conveyors,oth of belt type	128.468	2.332.547	1.291.966	16.007.388
8428391000	Pneumatic elevators and conveyorsof agricultural type	30.598	658.722	176.228	1.202.237
8428393000	Oth automated machin for transport,hand & storage of PCB/PWBs/PCAs	0	129.521	0	903.075
8428399000	Oth continuous-action elevators &conveyors, for goods/materials	177.011	2.512.982	1.532.735	17.401.553
8428400000	Escalators and moving walkways	119.539	2.421.991	298.928	5.496.708
8428600000	Teleferics, chair-lifts, ski-draglines;traction mechanisms for funiculars	0	11.052	0	208.569
8428902000	Oth lifting,handling, loading/unloadingmach,hand&storage of PCB/PWBs/PCAs	0	3.080	0	47.556
8428909000	Oth mach,oth than lift,handl,load/unloadmach,hand&storage of PCB/PWBs/PCAs	100.393	1.387.244	628.717	14.935.253
8429110000	Track laying, bulldozers and angledozers	1.525.025	9.729.243	11.867.354	81.692.512
8429190000	Bulldozer & angledozers oth track laying	951.929	3.865.703	6.952.747	25.329.190
8429200000	Graders and levellers	2.014.143	6.542.009	12.573.229	52.502.493
8429300000	Scrapers	3.133	27.370	45.741	199.329
8429401000	Road rollers	340.814	1.515.587	846.438	3.559.060
8429403000	Tamping machines	285.427	1.593.158	1.324.609	7.986.037
8429510000	Front-end shovel loaders,mechanicalexcavators and shovelloaders	432.339	6.210.925	1.811.012	34.566.331
8429520000	Mach with a 360,revolving super struct,mach,excavators and shove load	6.284.685	39.667.336	30.859.586	235.535.052
8429590000	Mech shovels,excavators & shove loaderoth front-end shovel, mach. with a 360	1.144.596	6.183.687	7.934.298	36.761.220
8430100000	Pile-drivers and pile-extractors	471.692	2.177.288	1.029.220	10.314.072
8430200000	Snow-ploughs and snow-blowers	0	10.893	0	28.004
8430310000	Coal/rock cutters and tunnelingmachinery, self-propelled	14.900	195.857	229.693	1.642.595
8430390000	Coal/rock cutters and tunnelingmachinery,oth than self-propelled	628	301.042	3.283	2.622.978
8430410000	Oth boring/sinking machineryself-propelled	75.137	1.913.766	649.133	26.348.949
8430491000	Wellhead platforms & integrated producmdules for use in drilling production	511	1.785.714	32.884	12.520.802
8430499000	Oth wellhead platforms & integrat prodmodules for use in drilling production	1.564.232	10.306.147	5.110.242	76.116.900
8430500000	Oth moving,grading,levelling,scrapingmachinery, self-propelled	73.574	640.392	1.057.568	5.470.247
8430610000	Tamping/compacting machinery,not self-propelled	1.197	197.843	4.126	1.204.820
8430690000	Oth machinery of hedaing 84.30, notself-propelled	16.363	138.252	95.956	1.467.550
8431101300	Parts suitable for of goods of subhead8425.19,8425.39or8425.49,electri operat	4.630	272.646	58.642	1.322.040
8431101900	Oth parts suitable for of goods ofheading 84.25,electrically operated	81.125	354.224	263.767	2.440.181
8431102200	Part suitable for goods of sub 8425.11,842520,8425.31,8425.41,8425.42,not elec	22.169	326.541	143.597	2.369.350
8431102900	Oth parts suitable for of goods ofheading 84.25,not electrically operated	69.802	236.689	119.375	2.226.250
8431200000	Parts suitable for goods of head 84.27	55.718	484.368	409.573	3.704.773
8431311000	Parts of goods of shd 8428.10.(21,29),8428.10.90,of lift skip hoist/escalators	292.910	1.237.499	512.356	3.263.362
8431312000	Parts of goods of shd 8428.10.10),8428.40.00,of lift skip hoist/escalators	115.525	823.591	354.036	3.139.548
8431391000	Part suitable for goods sub 8428.20.10,8428.32.10, 8428.33.10/8428.39.10	129.318	187.098	1.522.587	2.116.887
8431392000	Parts suitable for goods of subheading8428.90	6.776	119.823	11.555	1.798.624
8431394000	Part of auto mach. for trnsport/storageof PCB/PWBs/PCAs	2.782	26.722	24.977	339.654
8431399010	Part of oth lift,handl/load mach,telph/conveyor	167.510	2.006.221	1.383.760	26.685.310
8431399090	Oth parts of machinery of head 84.25	33.535	420.923	253.356	5.324.573
8431410000	Buckets, shovels, grabs and grips,ofmach of head 84.26, 84.29/84.30	547.598	3.614.415	2.701.465	16.337.877
8431420000	Bulldozer/angledozer blades of machof heading 84.26, 84.29/84.30	334.425	2.716.482	1.165.115	9.562.632
8431430000	Parts of boring/sinking mach of subhead8430.41/8430.49	2.072.761	17.763.534	30.178.679	260.159.183
8431491000	Parts of machinery of heading 84.26	67.862	1.075.056	443.616	12.344.165
8431492000	Cutting edges/end bits forscrapers,graders/levellers	444.190	3.864.777	1.358.024	10.870.913
8431493000	Parts of road rollers	149.044	1.318.836	354.105	2.693.039
8431499000	Oth parts of machinery of heading84.26, 84.29/84.30	3.388.566	24.595.993	19.769.788	166.732.524
8432100000	Ploughs	0	80.313	0	262.760
8432210000	Disc harrows	0	31.622	0	130.567
8432290000	Scarifiers, cultivators, weeders, hoesand oths harrows	24.630	153.191	67.191	620.575
8432300000	Seeders, planters and transplanters	1.217	18.246	22.400	182.858
8432400000	Manure spreaders & fertiliser distributo	534	20.147	8.834	417.762
8432801000	Oth machinery for soil preparation/cultivation;of agricult/horticultr typ	1.366	77.421	25.222	1.153.890
8432802000	Lawn/sports-ground rollers	0	4.095	0	73.372
8432809000	Oth machinery for soil preparation/cultivation	958	20.524	14.614	83.770

I.3. IMPOR MENURUT KOMODITI / IMPORT BY HS COMMODITY
*****SEPTEMBER / SEPTEMBER 2009 *****

H S	Uraian Komoditi Commodity Description	Berat Bersih / Net Weight (Kg)		Nilai / Value C.I.F (US\$)	
		Bulan ini Current Month	Kumulatif Cum.Jan. to date	Bulan ini Current Month	Kumulatif Cum.Jan. to date
8432901000	Parts of machinery of subheading8432.80.90	500	12.356	8.352	112.181
8432902000	Parts of lawn/sport-ground rollers	0	334	0	9.387
8432909000	Parts oth machinery for soilpreparation/cultivation	22.905	344.146	89.115	2.897.244
8433110000	Mowers for lawns,parks/sports-groundswith the cutting device rotate horizont	32.903	324.343	162.956	1.227.599
8433191000	Mowers for lawns,parks/sports-groundsmannually operated	9.300	9.600	37.125	39.354
8433199000	Oth mowers for lawns, parks/sportgrounds,oth than manually operated	119.799	870.121	395.435	2.894.306
8433200000	Oth mowers,including cutter bars fortractor mounting	16.895	52.558	72.208	490.177
8433300000	Oth haymaking machinery	1	4.742	470	83.879
8433400000	Straw/fodder baler,including pick-up	5.500	5.510	60.000	60.308
8433510000	Combined harvester-threshers machinery	0	19.978	0	267.520
8433520000	Oth threshing machinery	0	5.686	0	116.193
8433530000	Root/tuber harvesting machines	0	390	0	6.963
8433591000	Cotton pickers and cotton gins	0	2.057	0	10.065
8433599000	Oth cotton pickers and cotton gins	393	10.769	1.400	47.125
8433601000	Machin for cleaning,sorting/grading eggfruit/oth agricultur prod,electric	193.397	209.498	691.000	848.589
8433602000	Machin for cleaning,sorting/grading eggfruit/oth agricultur prod,not electric	406	3.126	721	246.240
8433901000	Part mach:castor,of diameter(inc yres)>100mm,<= 250mm,width wheel =30mm	115	3.978	2.163	168.160
8433902000	Parts mach:castor,oth of goods of subhd8433.11/8433.19.90	959	54.631	10.716	208.074
8433903000	Parts mach:castor,oth of goods of subhd8433.19.10	0	6.715	0	41.709
8433909000	Parts mach: oth castors	16.398	101.860	30.098	378.096
8434101000	Milking machines, electricallyoperated	50	3.870	159	14.800
8434201000	Dairy machinery, electrically operated	0	71.882	0	2.656.813
8434901000	Parts of milking & dairy mach.of electoperated machines	10	64.171	2.316	1.506.790
8434902000	Parts of milk & dairy mach of non electoperated machines	152	12.305	42.135	538.434
8435101000	Presses,crushers & manufacture of wine,cider,fruit juices,electric operated	8.877	145.098	101.941	788.827
8435102000	Presses,crushers & manufacture of wine,cider,fruit juices,not electri operated	1.245	13.040	2.322	22.501
8435901000	Parts of presses,crushers & manufactureof wine,cider,fruit juices,electr opera	10.024	128.305	37.404	658.941
8435902000	Parts of presses,crushers & manufactureof wine,cider,fruit juices,not electric	0	112.649	0	418.410
8436101000	Machinery for preparing animal feedingstuffs, electrically operated	54.133	354.958	273.356	2.926.385
8436102000	Machinery for preparing animal feedingstuffs, not electrically operated	53.197	77.721	224.034	290.148
8436211000	Poultry incubators & brooders,electrically operated	0	113.085	0	1.279.128
8436212000	Poultry incubators & brooders,not electrically operated	7.006	18.012	86.709	206.507
8436291000	Oth poultry-keeping machinery,electrically operated	19.820	206.415	83.676	1.013.299
8436292000	Oth poultry-keeping machinery,not electrically operated	15.738	354.160	104.608	834.524
8436801100	Germination plant mach, agriculturalor horticultural type,electric operated	16.140	23.555	93.219	145.696
8436801900	Oth germination plant machineryelectric operated	15.100	18.513	54.979	281.098
8436802100	Germination plant machin, agriculturalor horticultural type,not electric	23.877	154.093	34.445	217.899
8436802900	Oth germination plant machinery, notelectric operated	0	15.260	0	109.636
8436911000	Parts of poultry-keeping machinery/poultry,incubator & brooders,electric	32.265	390.761	364.458	2.175.117
8436912000	Parts of poultry-keeping machinery/poultry,incubator&brooders,not electric	402	41.105	5.091	368.325
8436991100	Parts oth of poultry-keeping machin,agri & horti type,electric operated	31.015	122.839	52.142	362.478
8436991900	Parts oth of poultry-keeping machin,oth than agri&horti type,elect operated	59.848	244.228	449.678	1.799.072
8436992100	Parts oth of poultry-keeping machin,agri & horti type,not electric operated	3.365	23.299	23.402	269.131
8436992900	Parts oth of poultry-keeping machin,oththan agri&horti type,not elect operated	9.258	323.274	39.431	2.479.754
8437101000	Machinery for bread grains:winnowing &cleaning machin, electrically operated	357.718	1.123.196	975.428	8.937.866
8437103000	Mach for clean,sorting/grad seed,graintdried leguminous vegetables,oth, elect	116.274	543.015	195.037	2.693.640
8437104000	Mach for clean,sorting/grad seed,graintdried leguminous vegetable,oth,not elect	3.929	12.771	13.500	163.774
8437801000	Machinery for rice hullers & cone typerice mills,electrically operated	76.548	579.595	270.358	1.061.924
8437802000	Machinery for rice hullers & cone typerice mills,not electrically operated	18.934	665.361	19.616	627.482
8437803000	Machinery for industrial type coffeeand corn mills,electrically operated	694	36.176	3.737	565.686
8437804000	Machinery for industrial type coffee& corn mills,not electrically operat	12.370	194.781	5.700	204.369
8437805100	Polishing machines for rice,sifting andsieving,bran cleaner,electric operate	30.662	214.957	45.050	1.075.613
8437805900	Oth polishing mach for rice,sifting andsieving,bran cleaner,electric operate	52.864	457.699	94.532	1.746.320
8437806100	Polishing machines for rice,sifting andsieving,bran cleaner,not electric	54.237	689.873	55.772	756.812
8437806900	Oth polishing mach for rice,sifting andsieving,bran cleaner,not electric	31.349	206.031	43.632	569.210
8437901100	Parts of machin of subheading 8437.10,electrically operated	23.479	184.201	91.724	2.088.682
8437901900	Parts of machines oth than of subhead8437.10,electrically operated	91.680	786.923	101.688	1.570.132
8437902100	Parts of machines of subheading 8437.10,not electrically operated	3.350	7.270	176.214	240.602
8437902900	Oth parts of machines of subheading8437.10, not electrically operated	179.441	1.100.493	714.365	5.323.869
8438101000	Bakery mach,macaroni,spaghetti/similarproducts, electrically operated	117.014	1.107.500	1.315.120	10.862.283
8438102000	Bakery mach,macaroni,spaghetti/similarproducts, not electrically operated	41.649	230.033	71.971	2.188.287
8438201000	Mach for the manufac of confectionary,cocoa/chocolate, electrically operated	15.544	629.742	220.045	8.797.276
8438202000	Mach for the manufac of confectionary,cocoa/chocolate,not electric operated	3.200	22.643	30.065	628.644
8438301000	Mach for sugar manufac, electricallyoperated	2.718	249.563	141.535	2.534.104
8438302000	Machinery for sugar manufacture,not electrically operated	0	980.550	0	5.064.158
8438401000	Brewery machinery, electrically operated	0	10.414	0	504.995
8438402000	Brewery machinery, not electricallyoperated	0	255	0	13.716
8438501000	Mach for the preparation of meat/poultry,electrically operated	23.682	174.760	73.743	2.438.797
8438502000	Mach for the preparation of meat/poultry,not electrically operated	11.551	51.089	56.966	125.061
8438601000	Machiner for the preparation of fruits,nuts/vegetab, electrically operated	19.579	195.187	197.821	2.331.787
8438602000	Machiner for the preparation of fruits,nuts/vegetab, not electric operated	8.869	329.186	9.792	470.555
8438801100	Coffee pulpers, electrically operated	15.346	86.217	30.000	2.536.732

I.3. IMPOR MENURUT KOMODITI / IMPORT BY HS COMMODITY
*****SEPTEMBER / SEPTEMBER 2009 *****

H S	Uraian Komoditi Commodity Description	Berat Bersih / Net Weight (Kg)		Nilai / Value C.I.F (US\$)	
		Bulan ini Current Month	Kumulatif Cum.Jan. to date	Bulan ini Current Month	Kumulatif Cum.Jan. to date
8438801200	Coffee pulpers, not electrically operated	0	3.680	0	41.740
8438809100	Oth coffee pulpers, electric operated	53.617	608.995	676.554	9.659.810
8438809200	Oth coffee pulpers, not electric operated	46.233	238.751	89.965	277.335
8438901100	Parts of goods of subheading 8438.30.10 electrically operated	47.971	114.927	125.941	447.885
8438901200	Part of coffee pulper, electric operated machines	0	8.000	0	60.711
8438901900	Parts of oths goods of heading 84.38 electrically operated	15.536	274.170	603.479	7.692.700
8438902100	Parts of goods of subheading 8438.30.20 not electrically operated	65.400	148.663	146.151	582.129
8438902900	Parts of oth goods of heading 84.38.20 of coffee pulpers, not electric operated	485.880	1.040.397	522.129	5.246.035
8439100000	Machinery for making pulp of fibrous cellulosic material	9.236	337.939	285.157	4.702.636
8439200000	Machinery for making paper/paperboard	53.683	4.594.089	922.334	32.816.313
8439300000	Machinery for finishing paper/paperboard	37.794	1.637.646	404.931	25.679.978
8439911000	Part of machin for mak pulp of fibrous cellulosic material, electrically operat	23.170	206.915	684.670	5.499.763
8439912000	Part of machin for mak pulp of fibrous cellulosic material, not electric operat	49.392	185.133	978.405	5.746.046
8439991000	Parts for making/finishing paper/paperboard, electrically operated	295.163	4.193.933	5.998.725	78.499.031
8439992000	Parts for making/finishing paper/paperboard, not lectrically operated	1.042	3.489	44.385	104.377
8440101000	Book-binding mach, includ book-sewing, electrically operated	18.403	275.482	431.874	2.872.815
8440102000	Book-binding mach, includ book-sewing, not electrically operated	825	34.802	4.298	95.876
8440901000	Parts of book binding & sewing machines electrically operated machines	1.426	3.252	16.770	136.037
8440902000	Parts of book binding & sewing machines not electrically operated machines	266	1.702	625	38.186
8441101000	Cutting machines, electrically operated	250.292	2.391.410	1.459.148	14.530.514
8441102000	Cutting mach, not electrically operated	12.962	108.804	26.586	874.304
8441201000	Machin for making bags, sacks/envelopes electrically operated	0	383.493	0	4.827.542
8441202000	Machin for making bags, sacks/envelopes not electrically operated	0	9.953	0	404.133
8441301000	Mach for mak cartons, boxes, cases, tubedrum/similar containers, electric operat	20.614	336.406	136.092	2.616.495
8441302000	Oth machinery for making carton, boxes, cases, tubedrums/similar containers, not electric	0	2.197	0	11.796
8441401000	Machines for moulding articles in paper pulp, paper/paperboard, electri operat	22.956	542.097	169.308	6.528.260
8441402000	Machines for moulding articles in paper pulp, paper/paperboard, not electric	0	175	0	28.547
8441801000	Oth machinery for making up paper pulp, paper/paperboard, electrically operat	130.028	1.070.569	660.870	11.145.636
8441802000	Oth machinery for making up paper pulp, paper/paperboard, not electric operat	1.421	27.725	716	237.767
8441901000	Part of machin for mak up paper pulp, paper/paperboa, cutting mach, elec opert	26.914	684.822	592.860	16.518.940
8441902000	Parts of machin for mak up paper pulp, paper/paperboa, cutting mach, not elec op	6.758	24.678	61.482	404.409
8442301000	Machinery, apparatus and equipment, electrically operated	17.106	191.044	81.377	5.050.448
8442302000	Machinery, apparatus and equipment, not electrically operated	908	21.440	60.989	242.115
8442401000	Parts of electrically operated machin, apparatus/equipment	1.454	47.171	29.647	581.685
8442402000	Parts of the foregoing mach, apparatus/equipment, non electrically operated	1.384	28.676	51.751	552.864
8442500000	Plate, cyls & oth, print comp, plates, cyl & lithograph stones, prepared print purpose	35.938	265.321	432.557	4.288.765
8443100000	Print. mach. used for print by mean plates cyl & oth print, offset print mach, reel fed	213.745	1.838.903	836.839	7.877.569
8443120000	Print. mach. use, print by mean plate cyl & oth print, offset print mach, sheet fed, off	53.406	386.423	828.374	6.386.006
8443130000	Oth offset printing machinery	216.669	1.897.123	1.105.119	18.714.813
8443140000	Letterpress printing mach, reel-fed, excluding flexographic printing	0	115.513	0	494.189
8443150000	Letterpress printing mach, oth than reelfed, excluding flexographic printing	55.140	101.976	96.215	184.533
8443160000	Flexographic printing machinery	42.418	466.818	1.024.141	4.410.030
8443170000	Gravure printing machinery	49.078	497.555	114.632	5.142.077
8443190000	Oth than gravure, flexographic, letterpress, oth offset printing mach	48.444	1.534.632	539.556	27.553.833
8443311010	Printer-copier, ink-jet, color, capable of connecting to a data machine/network	97.568	2.179.781	894.598	21.026.795
8443311090	Printer-copier, ink-jet proces, no color, capable of connect to data mach/network	156	58.878	1.340	624.379
8443312010	Printer-copier, laser proces, color, capable connect to data mach/network	4.783	33.150	180.901	1.415.547
8443312090	Printer-copier, laser proces, no color, capable connect to data mach/network	29.087	476.190	440.512	6.857.318
8443313010	Combination printer-copier-facs mach, color, connect to data mach/network	37.064	428.729	719.899	7.263.646
8443313090	Combination printer-copier-facs mach, no color, connect to data mach/network	4.526	210.217	183.926	3.340.886
8443319010	Oth mach which perform >= 2 function of printing, copying/facsimile; color	1.292	7.857	395.295	459.281
8443319090	Oth mach which perform >= 2 function of printing, copying/facsimile, no color	23.988	97.727	417.917	1.808.450
8443321010	Dot matrix printer, color, capable of connect to data machine/network	14.907	16.666	531.690	702.256
8443321090	Dot matrix printer, no color, capable of connect to data machine/network	120.569	792.161	3.665.480	24.895.982
8443322010	Ink-jet printer, color, capable of connect to a data machine/network	378.500	3.677.982	4.051.911	33.816.656
8443322090	Ink-jet printer, no color, capable of connect to a data machine/network	17.032	152.132	454.187	2.853.730
8443323010	Laser printer, color, capable of connect to a data machine/network	12.573	98.584	181.886	1.801.296
8443323090	Laser printer, no color, capable of connect to a data machine/network	4.284	102.277	105.894	1.691.586
8443324090	Facsimile machine, no color, capable of connect to a data machine/network	2.693	59.434	57.740	932.004
8443325010	Mach of screen print machinery, color, capable of connect to data mach/network	290	659	10.973	38.902
8443325090	Mach of screen print machinery, no color, capable of connect to data mach/network	168	6.869	6.892	176.200
8443329010	Mach of oth material, color, capable of connect to data machine/network	2.909	16.323	43.004	413.556
8443329090	Mach of oth material, no color, capable of connect to data machine/network	8.640	10.978	205.185	302.563
8443391100	Electrostatic photocopy apparatus, direct process, color	0	957	0	79.571
8443391900	Electrostatic photocopy apparatus, direct process, no color	310.972	3.145.961	451.902	3.836.036
8443392010	Electrostatic photocopy apparatus, in-direct process, color	0	3.553	0	126.269
8443392090	Electrostatic photocopy apparatus, in-direct process, no color	8.211	168.507	221.614	3.990.920
8443393090	Oth photocopy apparatus incorporating, optical system, no color	9.003	75.169	38.962	711.521
8443394090	Ink-jet printer, no color, not capable of connect to data machine/network	0	124	0	18.720
8443399010	Oth print mach, color, not capable of connect to data machine/network	0	35	0	2.041
8443399090	Oth print mach, no color, not capable of connect to data machine/network	293	2.716	10.090	108.331
8443910000	Part & accessori of print machinery used for print by component of head 84.42	637.822	4.350.561	37.395.828	271.766.049

I.3. IMPOR MENURUT KOMODITI / IMPORT BY HS COMMODITY
*****SEPTEMBER / SEPTEMBER 2009 *****

H S	Uraian Komoditi Commodity Description	Berat Bersih / Net Weight (Kg)		Nilai / Value C.I.F (US\$)	
		Bulan ini Current Month	Kumulatif Cum.Jan. to date	Bulan ini Current Month	Kumulatif Cum.Jan. to date
8443991000	Part & accessori of screen print machi-nery for manufact of print circuit board	476	23.471	26.750	2.046.758
8443992000	Ink-filled printer cartridges	71.264	1.051.171	1.481.762	22.645.178
8443993000	Paper feeders and sorters	1.845	6.335	74.982	157.620
8443999000	Oth part & accessori of screen printingmachinery	224.918	4.056.700	6.539.719	93.650.597
8444100000	Mach for extrude,texture/cut man-madetextile material,electric operate	21.032	355.977	303.087	5.178.376
8444200000	Mach for extrude,texture/cut man-madetextile material,not electric operate	1.382	10.766	6.700	35.900
8445110000	Carding machines,electrically operated	7.815	502.818	157.125	2.983.733
8445112000	Carding machines,not electricallyoperated	0	6.385	0	124.951
8445121000	Combing machines, electrically operated	55.204	123.707	341.441	536.798
8445122000	Combing machines, not electricallyoperated	0	346	0	1.486
8445131000	Drawing/roving machines,electricallyoperated	23.202	241.005	126.205	1.840.798
8445132000	Drawing/roving machines,not electrically operated	0	12.900	0	59.500
8445191000	Other machines for preparing textilefibres; electrically operated	13.366	406.883	282.273	3.095.277
8445192000	Other machines for preparing textilefibres; not electrically operated	2	359	1	750
8445201000	Textile spinning machines;electrically operated	118.024	736.137	1.364.716	5.530.230
8445202000	Textile spinning machines;not electrically operated	0	3.560	0	33.786
8445301000	Textile doubling/twisting machines;electrically operated	32.162	564.674	173.112	1.702.885
8445302000	Textile doubling/twisting machines;not electrically operated	0	56.542	0	28.540
8445401000	Textile winding(including weft-winding)or reeling machin,electrically operated	65.226	468.407	1.109.840	6.613.601
8445402000	Textile winding(including weft-winding)or reeling machin,notelectric operated	134	24.767	2.244	34.974
8445901000	Oth machinery for preparing textile,electrically operated	9.434	362.633	108.708	1.793.267
8445902000	Oth machinery for preparing textile,not electrically operated	2.560	101.880	3.616	317.992
8446101000	Machines for weaving fabrics of a width<= 30 cm, electric operated	16.331	362.320	222.480	1.786.916
8446102000	Machin for weaving fabrics of a width<= 30 cm,not electric operated	31	2.926	150	14.806
8446210000	Machine for weaving fabrics of a width> 30 cm, Power looms, shuttle type	77.330	159.493	240.000	627.918
8446290000	Machine for weaving fabrics of a width>30 cm, Oth than Pwr looms,shuttle type	368.692	3.242.357	1.358.576	14.991.023
8446300000	Machine for weaving fabrics of a width> 30 cm, shuttleless type	211.889	1.706.428	290.204	4.674.539
8447110000	Circular knitting mach,cylinder diamtr<= 165 mm, electrically operated	8.320	391.749	40.000	3.042.891
8447112000	Circular knitting mach,cylinder diamtr<= 165 mm,not electrically operated	0	17.830	0	422.610
8447121000	Circular knitting mach,cylinder diamtr>165 mm, electrically operated	34.642	585.483	372.760	4.385.081
8447201000	Flat knitting & stitch bonding machine,electrically operated	80.892	754.313	887.341	9.894.583
8447202000	Flat knitting & stitch bonding machine,not electrically operated	13.617	224.629	54.715	2.667.281
8447901000	Machines for making gimped yarn,tulle,lace&mach for tufting,electric operated	51.064	1.140.799	221.988	8.019.759
8447902000	Machines for making gimped yarn,tulle,lace&mach for tufting,not elec operated	74.933	265.700	358.611	915.130
8448110000	Dobbies & jacquards, card reducing,electrically operated	1.059	203.575	11.779	846.522
8448112000	Dobbies & jacquards, card reducing, notelectrically operated	1.201	16.250	7.779	84.691
8448191000	Oth auxiliary machin for mach of heading84.44, 84.45, 84.46, 84.47, electric	15.304	330.601	150.025	1.767.146
8448192000	Oth auxiliary machin for mach of heading8444, 8445, 8446, 84.47, not electric	0	66.973	0	344.924
8448200000	Parts&accessories of mach of heading84.44/their auxiliary machinery	275.795	980.805	2.749.470	11.593.004
8448310000	Card clothing of mach of heading 84.45	8.745	134.851	133.591	1.814.221
8448320000	Parts&accessories of mach for preparingtextile fibres,other than card clothing	9.109	159.456	198.390	1.129.949
8448330000	Spindles, spindle flyers,spinning rings,and ring travellers of mach 84.45	4.384	79.816	237.341	2.515.954
8448390000	Other parts & accessories of mach ofhead 84.45/their auxiliary machinery	137.808	1.416.694	3.180.684	19.479.522
8448420000	Reeds for looms, healds & heald-framesfor weaving machines	1.686	69.575	55.978	1.348.819
8448491100	Shuttles, for electrtrically operatedweaving machine	738	37.257	22.970	426.987
8448491900	Oth parts & acces, for elect operatedweaving machine	7.411	333.447	174.532	3.484.560
8448492000	Parts & acces, for non electricallyoperated weaving machine	836	1.377.629	27.847	204.883
8448510000	Sinkers, needles&other articles used informing stitches	3.525	62.622	155.100	5.840.618
8448590000	Othe parts&accessories of mach ofhead 8447/their auxiliary machinery	13.816	345.673	84.737	1.948.710
8449001000	Mach for the manufacture/finishing offelt/nonwovens,electrically operated	0	19.021	0	106.592
8449002000	Mach for the manufacture/finishing offelt/nonwovens, not elect operated	0	3.596	0	45.089
8450110000	Household/laundry-type washing machin;fully-automatic mach;capacity <= 6 kg	68.007	1.138.758	253.590	4.782.278
8450190000	Household/laundry-type wash mach;fully-automatic machine;capacity > 6 kg	646.540	6.456.042	2.844.672	25.850.139
8450120010	Household/laundry-type wash mach;built-in centrifugal drier,capacity <= 6 kg	125.354	806.698	556.794	3.390.690
8450120020	Household/laundry-type wash mach;built-in centrifugal drier,capacity > 6 kg	585.457	5.558.710	1.882.744	16.507.353
8450190010	Other household/laundry-type wash mach;dry linen capacity <= 6 kg	0	2.605	0	8.527
8450190020	Other household/laundry-type wash mach;dry linen capacity > 6 kg	4.436	683.480	24.899	1.283.286
8450200000	Household/laundry-type washing mach;a dry linen capacity >10 kg	86.745	837.207	401.326	4.427.527
8450901000	Parts of goods of subheading 8450.20	11.561	67.347	28.445	184.101
8450902000	Parts of goods of subheading 8450.11,8450.12 or 8450.19	262.476	2.725.841	759.533	8.756.943
8451100000	Dry-cleaning machines	18.836	60.064	191.614	773.953
8451210000	Drying machines,each of a dry linencapacity not exceeding 10 kg	17.597	113.945	79.464	569.982
8451290000	Drying machines,each of a dry linencapacity exceeding 10 kg	62.955	1.270.393	180.779	5.772.742
8451300000	Ironing machines and presses(including fusing presses)	23.276	185.577	94.102	1.238.044
8451400000	Washing, bleaching or dyeing machines	110.009	1.170.554	1.545.189	9.124.513
8451500000	Mach. for reeling,unreeling,folding,cutting/pinking textile fabrics	49.287	240.699	439.107	1.540.584
8451801000	Other machinery exclude machines of hd84.50; for domestic use	120	7.599	3.580	53.227
8451809000	Other machinery exclude machines of hd84.50; not for domestic use	20.455	849.105	262.053	7.016.332
8451901000	Parts of machines or dry linen capacityno exceeding 10 kg	106	15.321	7.442	176.931
8451909000	Parts of oth machines of heading 8451	15.108	419.509	118.595	2.106.826
8452100000	Sewing machines of the householdtype	32.040	888.918	71.820	1.618.386
8452210000	Oth sewing machines, automatic units	59.325	809.660	427.861	5.645.929

I.3. IMPOR MENURUT KOMODITI / IMPORT BY HS COMMODITY
*****SEPTEMBER / SEPTEMBER 2009 *****

H S	Uraian Komoditi Commodity Description	Berat Bersih / Net Weight (Kg)		Nilai / Value C.I.F (US\$)	
		Bulan ini Current Month	Kumulatif Cum.Jan. to date	Bulan ini Current Month	Kumulatif Cum.Jan. to date
8452290000	Oth sewing machines, not automatic units	231.941	1.958.479	1.605.767	11.094.569
8452300000	Sewing machine needles	18.740	157.671	95.013	658.685
8452400000	Furniture, bases and covers for sewingmachines and parts thereof	7.216	112.209	16.229	183.423
8452901100	Arms,beds,stands,flywheel,belt guard;treadles/pedals of subhead 8452.10	349	88.135	15.676	300.170
8452901900	Oth part of sewing mach of machinery ofsubheading 8452.10	16.462	162.214	31.205	524.263
8452909010	Arms beds,foot & pedals of mach excludesubheading 8452.10	134	60.548	4.279	231.637
8452909090	Other parts of sewing mach of machineryexclude subheading 8452.10	89.547	1.238.262	149.085	3.378.237
8453101000	Machinery for prepare,tanning/work hides, skins/leather, elect operated	80.333	442.231	522.661	1.787.143
8453102000	Machinery for prepare,tanning/work hides, skins/leather, not elect operated	67.300	75.766	317.755	393.987
8453201000	Machinery for making/repairingfootwear, electrically operated	108.095	696.933	657.809	4.872.274
8453202000	Machinery for making/repairingfootwear, not electrically operated	31.063	81.424	72.277	386.383
8453801000	Mach for make/repaire other articles ofhides,skins,not sewing machine,electric	42.448	437.784	292.435	5.988.428
8453802000	Mach for make/repaire other articles ofhides,skins,not sewing machin,not elect	46.176	105.179	223.259	472.058
8453900000	Parts of goods of heading 84.53	106.166	404.078	556.620	2.637.462
8454100000	Converters	605	128.063	29.081	1.652.065
8454200000	Ingot moulds and ladles	37.995	501.004	1.306.035	10.010.582
8454300000	Casting machines	25.062	1.107.457	792.496	11.120.390
8454900000	Parts of goods of heading 84.54	243.466	1.288.922	822.436	7.857.858
8455100000	Tube mills	20.511	334.297	62.601	992.243
8455210000	Oth Rolling mills, hot or combination hocold	79.006	781.591	311.900	1.720.253
8455220000	Oth Rolling mills, cold	44.416	408.545	69.891	489.184
8455300000	Rolls for rolling mills	329.555	2.445.741	1.650.568	11.932.374
8455900000	Other parts of metal-rolling millsand rolls therefor.	676.468	3.776.003	2.397.904	14.176.455
8456100000	Machines tool for work any material byremoval material,operat by laser/photon	2.614	49.326	42.886	1.559.247
8456200000	Machines tool for work any material byremoval material,operat by ultrasonic	434	97.055	31.473	188.940
8456300000	Machines tool for work any material byremoval material,electro-discharge	4.897	159.803	27.618	2.874.339
8456901000	Mach tool for mnfact of printed circuit,numerical control,by plasma arc process	0	19.502	0	116.010
8456902000	Wet proces equip for the applicationby immersion of electrochemic solutions	0	501	0	8.939
8456909000	Oth mach tool for work any material byother operating processes	38.910	139.702	243.452	2.103.295
8457100000	Machining centres	203.457	1.407.487	1.678.081	18.107.247
8457200000	Unit construction machines(single-station)	0	180.705	0	570.104
8457300000	Multi-station transfer machines	10.845	41.240	27.789	344.856
8458110000	Horizontal lathes, numericallycontrolled	17.810	664.435	52.305	13.163.351
8458190000	Horizontal lathes,not numericallycontrolled	110.686	970.362	556.406	8.376.756
8458910000	Other lathes,numerically controlled	27.570	296.957	281.550	5.723.101
8458990000	Other lathes,not numerically controlled	167.593	1.545.153	1.384.840	15.837.770
8459101000	Way-type unit head machineselectrically operated	17.388	137.603	105.656	1.463.443
8459102000	Way-type unit head machines, notelectrically operated	0	67.988	0	1.230.915
8459210000	Dilling machines, numericallycontrolled	38.613	205.924	814.255	3.557.854
8459291000	Dilling machines, electrically operated	73.506	706.274	272.016	4.799.688
8459292000	Dilling machines, not electricallyoperated	25.666	65.606	56.486	285.644
8459310000	Boring-milling machines, numericallycontrolled	16.007	193.146	146.235	1.237.715
8459391000	Oth boring-milling machines, electricalloperated	2.047	252.195	62.104	1.014.236
8459392000	Oth boring-milling machines, notelectrically operated	2.131	23.632	5.139	428.959
8459401000	Oth boring machines, electricallyoperated	24.018	400.216	130.231	3.774.798
8459402000	Oth boring machines, not electricallyoperated	377	106.091	26.322	748.035
8459510000	Milling machines, knee-type,numerically controlled	2.797	22.543	6.348	91.666
8459591000	Oth milling machines, knee-type,electrically operated	91.970	196.875	133.798	471.775
8459592000	Oth milling machines, knee-type, notelectrically operated	0	6.450	0	29.062
8459610000	Other milling machines, numericallycontrolled	22.169	90.830	154.284	976.163
8459691000	Other milling machines, not nmrclycontrolled, electrically operated	34.639	509.403	159.392	6.887.941
8459692000	Other milling machines, not nmrclycontrolled, not electrically operated	16.849	73.605	44.127	327.826
8459701000	Threading/tapping machines,electrically operated	18.358	406.037	86.114	3.628.069
8459702000	Threading/tapping machines, notelectrically operated	378	39.921	7.544	370.437
8460110000	Flat-surface grinding mach,an accuracyof at least 0.01 mm,numeric controlled	95	49.610	2.020	892.095
8460191000	Oth flat-surface grinding mach, accuracyof at least 0.01 mm, electric operated	29.013	491.349	596.951	3.836.699
8460192000	Oth flat-surface grinding mach, accuracyof at least 0.01 mm, not elect operated	2.428	76.683	6.444	1.324.613
8460210000	Other grinding mach,an accuracy of atleast 0.01 mm,numerically controlled	2.846	16.584	29.698	335.929
8460291000	Other grinding mach,an accuracy of atleast 0.01 mm, electrically operated	29.537	432.540	273.196	5.307.345
8460292000	Other grinding mach,an accuracy of atleast 0.01 mm, not electric operated	14.980	54.794	52.085	477.109
8460311000	Machine tools, forsharpen carbide diamet <= 3.175 mm	27	1.428	266	30.157
8460319000	Oth sharpening (tool/cutter grinding)machines,numerically controlled	141	40.659	489	526.946
8460391000	Oth sharpening (tool/cutter grinding)machines, electrically operated	326	42.528	582	393.761
8460392000	Oth sharpening (tool/cutter grinding)machines, not electrically operated	2.578	3.596	14.176	24.542
8460401000	Honing/lapping mach,electricallyoperated	2.282	119.545	20.067	2.962.874
8460402000	Honing/lapping mach, not electricallyoperated	0	2.166	0	48.673
8460901000	Oth mach-tools for deburring,abrasives/polishing products, electric operat	34.876	180.120	117.467	3.723.438
8460902000	Oth mach-tools for deburring,abrasives/polishing products,not electric operat	406	15.002	14.152	658.787
8461201000	Shaping/slotting machines,electricallyoperated	25.590	345.023	391.303	2.170.761
8461202000	Shaping/slotting mach,not electricallyoperated	7.567	41.167	24.300	348.973
8461301000	Broaching mach,electrically operated	0	29.181	0	619.854
8461401000	Gear cutting,gear grinding/gearfinishing mach, electric operated	5.423	232.391	16.591	4.024.595

I.3. IMPOR MENURUT KOMODITI / IMPORT BY HS COMMODITY
*****SEPTEMBER / SEPTEMBER 2009 *****

HS	Uraian Komoditi Commodity Description	Berat Bersih / Net Weight (Kg)		Nilai / Value C.I.F (US\$)	
		Bulan ini Current Month	Kumulatif Cum.Jan. to date	Bulan ini Current Month	Kumulatif Cum.Jan. to date
8461402000	Gear cutting,gear grinding/gearfinishing mach, not electric operated	0	107.245	0	1.172.807
8461501000	Sawing/cutting-off machines,electrically operated	50.679	743.194	203.061	6.026.975
8461502000	Sawing/cutting-off machines, notelectrically operated	10.320	57.294	59.883	246.267
8461901000	Oth mach-tool for planing/shaping/slottiby cermets, electrically operated	20.606	223.632	143.241	2.375.236
8461909000	Oth mach-tool for planing/shaping/slottiby cermets, not electrically operated	3.027	90.859	7.295	1.372.528
8462101000	Forging/die-stamping machines(including pres) & hammers, electric	442.847	5.268.134	3.947.376	30.330.256
8462102000	Forging/die-stamping machines(includ pres)&hammers,not electric	431	520.730	1.028	4.102.203
8462210000	Bend,fold,straighten/flattening machine(includ pres),numeric control	66.710	457.480	1.178.028	4.659.963
8462291000	Bend,fold,straighten/flattening machine(includ pres),not nmrc control,elect	180.759	1.501.896	622.429	11.882.852
8462292000	Bend,fold,straighten/flattening machine(incl pres), not nmrc control,not elect	15.525	86.804	55.712	677.898
8462310000	Shearing machine (incl press),oth thancombine punching mach,numeric control	0	268.324	0	3.678.396
8462391000	Shearing machine (incl press),oth thanbine punching mach,not nmrc cntrl,elect	68.729	1.223.236	147.803	6.811.131
8462392000	Shearing mach (incl press),oth than binepunch mach, not nmrc control,not elect	15.198	89.206	67.464	468.867
8462410000	Punching/notching mach,incl comb punch &shearing mach,numeric control	3.261	231.844	35.630	2.786.260
8462491000	Punching/notching mach,incl comb punch &shearing mach,not numeric cntrl,elec	51.004	486.696	569.030	4.820.848
8462492000	Punching/notching mach,incl comb punch &shear mach,not numric cntrl,not elect	1.094	70.910	9.295	213.590
8462910000	Hydraulic presses	187.098	1.609.150	660.334	6.751.628
8462991000	Mach for manufac of boxes,cans& similar contain of tin plate, electric.	123.688	398.673	833.794	4.704.246
8462992000	Mach for manufac of boxes,canscontain tin plate,not elect. operated	0	5	0	1.387
8462995000	Oth machine for working metal byforging,hamming,electric operated	137.182	1.776.121	605.185	8.508.650
8462996000	Oth machine for working metal byforging,hamming,not electric operated	6.181	25.474	30.720	119.932
8463101000	Draw-benches for bars,tube,profile,wire,or the like, electrically operated	1.798	200.785	69.992	1.447.541
8463102000	Draw-benches for bars,tube,profile,wire,or the like, not electrically operated	16	2.867	569	6.286
8463201000	Thread rolling machines, electricallyoperated	14.479	70.907	141.886	574.583
8463202000	Thread rolling machines,notelectrically operated	0	44.603	0	49.257
8463301000	Machines for working wire,electricallyoperated	62.283	529.051	745.569	4.467.661
8463302000	Machines for working wire, notelectrically operated	30.373	32.976	83.000	287.128
8463901000	Oth mach tool for work metal/cerments,without remove material,elect operated	52.103	1.047.166	296.040	6.282.119
8463902000	Oth mach tool for work metal/cerments,without remove material,not elect operat	1.736	228.640	9.376	383.612
8464101000	Sawing mach for working stone,ceramics electrically operated	0	54.168	0	188.155
8464102000	Sawing mach for working stone,ceramicsnot electrically operated	0	95	0	564
8464201000	Grinding/polishing machines,electrically operated	45.984	223.836	234.278	1.001.299
8464202000	Grinding/polishing machines,not electrically operated	11	3.074	93	48.365
8464901000	Oth mach tool for work stone,ceramics/like mineral material,elect operated	164.103	885.386	192.232	4.288.957
8464902000	Oth mach tool for work stone,ceramics/like mineral material,not elect operate	11.616	291.211	32.148	535.441
8465100000	Mach, can carryout different type opera-tion without tool charge for such operat	34.456	261.349	100.138	1.126.015
8465911000	Sawing machines for scoring PCB/PWB's electrically operated	0	35.750	0	150.426
8465912000	Other sawing mach for scoring PCB/PWB's, electrically operated	59.286	461.571	142.304	1.614.628
8465919000	Other sawing mach for scoring PCB/PWB's, not electrically operated	45.668	336.523	257.773	1.183.724
8465921000	Mach tools for routing PCB/PWB'ssubstrates,shank dmtr <=3.175 mm	15.366	67.688	29.690	311.002
8465922000	Oth planing,milling/moulding (bycutting) mach,electrically operated	47.652	687.037	128.482	2.824.744
8465929000	Oth planing,milling/moulding (bycutting)machines,not electric operated	6.694	359.511	125.754	4.998.834
8465931000	Grinding, sanding/polishing machines,electrically operated	43.331	415.378	265.888	1.712.927
8465932000	Grinding, sanding/polishing machines,not electrically operated	5.732	27.734	14.205	164.864
8465941000	Bending/assembling machines,electrically operated	101.028	367.128	260.550	2.012.935
8465942000	Bending/assembling machines, notelectrically operated	21	3.794	240	69.971
8465951000	Drilling mach for manufac PCB/PWB's,with a spindle speed > 50.000 rpm	1.858	115.051	1.592	412.037
8465953000	Other drilling/morticing machines,electrically operated	24.686	262.214	79.468	512.386
8465959000	Other drilling/morticing machines, notelectrically operated	24.211	100.575	64.768	618.040
8465961000	Splitting, slicing/paring machines,electrically operated	20.177	395.326	60.037	7.457.666
8465962000	Splitting, slicing/paring machines,not electrically operated	2.773	29.608	4.119	95.175
8465993000	Lathes, electrically operated	18.691	153.585	57.219	406.092
8465994000	Lathes, not electrically operated	3.432	9.745	5.191	12.218
8465995000	Oth mach for deburring surfaces of PCB/PWB's, for scoring laminati presses	7.580	98.470	16.612	340.145
8465996000	Other mach-tools for nailing,stapling,glueing/otherwise assemb,electric	75.680	759.278	260.765	2.072.704
8465999000	Other mach-tools for nailing,stapling,glueing/otherwise assemb,not electric	82.353	576.844	346.725	6.006.471
8466101000	Tool hold.self-open dieheads for 8456.908460.31,8465.91,8465.92,8465.95,8465	8.367	295.810	173.110	4.889.417
8466109000	Other tool holders & self-openingdieheads	107.475	496.691	257.915	5.329.760
8466201000	Work holders for sub 8456.99, 8460.31,8465.91, 8465.92, 8465.95, 8465.99	2.789	25.877	20.797	341.196
8466209000	Work holders for other machine	11.171	158.588	610.766	3.360.101
8466301000	Dividing head,special attach for 8456.908460.31,8465.91,8465.92,8465.95&8465	206	75.055	1.247	1.093.636
8466309000	Dividing heads & other specialattachments for oth machine-tools	12.163	136.491	402.665	2.814.359
8466910000	Parts&aces suitable for machine ofheading 84.64	287.975	1.203.951	844.703	3.858.822
8466921000	Parts&aces suitable for mach subhead8465.92.10, 8465.95.10, 8465.99.50	2.508	117.712	53.445	762.473
8466929000	Parts & acces suitable for mach ofother subheading 84.65	20.258	318.169	198.205	2.809.990
8466932000	Parts&aces suitable for mach subhead8456.90.10,8456.90.20,8460.31.10	3.499	11.224	38.428	187.231
8466939000	Parts&aces suitable for mach ofother headings 84.56 to 84.61	107.382	770.746	1.045.314	16.213.299
8466940000	Parts & acces suitable for machineother headings 84.62 or 84.63	98.553	1.332.768	1.044.795	17.683.253
8467110000	Tool for work in the hand,pneumatic,rotary type (incl rotary percussion)	9.130	93.023	194.610	2.652.049
8467190000	Tool for working in the hand,pneumatic,in other type	13.716	96.284	113.185	962.182
8467210000	Drills of all kinds with selfcontained electric motor	118.220	781.671	324.444	1.899.642
8467220000	Saws with self containedelectric motor	7.355	147.379	26.114	407.164

I.3. IMPOR MENURUT KOMODITI / IMPORT BY HS COMMODITY
*****SEPTEMBER / SEPTEMBER 2009 *****

H S	Uraian Komoditi Commodity Description	Berat Bersih / Net Weight (Kg)		Nilai / Value C.I.F (US\$)	
		Bulan ini Current Month	Kumulatif Cum.Jan. to date	Bulan ini Current Month	Kumulatif Cum.Jan. to date
8467290000	Oth tool for working in the hand,with self-contained electric motor	301.380	2.840.385	727.203	5.868.968
8467810000	Chain saws	62.820	415.289	284.721	1.900.716
8467890000	Oth tool for working in the hand	31.198	684.668	253.920	5.943.929
8467911000	Part of chain saw,of elect-mechanic forwork in hand,self-cont. electric motor	5	30.200	294	65.264
8467919000	Part of other chain saw	25.700	459.677	74.427	1.499.257
8467920000	Parts of pneumatic tools	26.526	64.233	107.521	628.239
8467991000	Part of tool of subhead 8467.21, 8467.22or 8467.29	34.374	252.867	105.297	616.106
8467999000	Part of tool of of oth heading 8467	101.835	794.670	226.904	2.102.816
8468100000	Hand-held blow pipes	833	12.877	9.549	52.606
8468201000	Hand-operated gas welding, brazing/cutting appliances for metal	7.014	91.614	94.556	1.099.200
8468209000	Other gas-operated machinery & apparatus	25.994	461.470	261.179	5.393.018
8468800000	Other machinery and apparatus for soldering, brazing/welding	93.660	257.128	443.564	2.044.855
8468901100	Parts of goods of subheading 8468.10	1.824	6.339	14.141	41.933
8468901200	Parts of goods of subheading 8468.20.10	7.004	75.300	45.825	519.796
8468909000	Parts of other Heading 8468	199.882	443.188	1.226.580	3.292.772
8469001000	Word-processing machines	47.377	321.342	2.224.897	13.691.709
8469009010	Automatic typewriters	240	10.679	470	139.896
8469009090	Other typewriters	25.476	127.624	119.956	764.073
8470100000	Electronic calculators, capable of operation without an external source electric power	79.532	590.281	964.655	6.882.475
8470210000	Electronic calculating machines incorporating a printing device	139	13.931	20.417	157.788
8470290000	Other electronic calculating machines	19.855	104.342	90.530	700.343
8470300000	Other calculating machines	102.547	866.436	387.965	3.123.975
8470500000	Cash registers	17.836	187.417	238.598	6.100.166
8470901000	Postage-franking machines	728	2.168	21.116	170.724
8470902000	Accounting machines	0	2.837	0	10.270
8470909000	Machines for pocket-size data record, reproduction, display machine with calculator	8.732	39.301	33.393	382.955
8471301000	Handheld computer including palmtop & PDAs	1.329	35.991	79.048	2.076.506
8471302000	Laptop including notebooks	543.878	3.851.608	47.267.385	334.256.415
8471309000	Other portable digital automatic data processing machine, weight not more than 10 kg	215.283	1.372.267	433.456	7.370.461
8471411000	Personal computers excluding 8471.30 with at least a CPU and an input/output	129.745	1.005.844	1.766.308	24.328.865
8471419000	Other automatic data processing machines with at least a CPU and an input/output	49.421	393.911	2.097.179	15.685.760
8471491000	Personal computers excluding 8471.30 presented in form of systems	155.037	1.273.015	4.065.041	40.030.433
8471499000	Other automatic data processing machines presented in form of systems	21.942	481.102	8.336.671	45.003.867
8471501000	Processing units for personal computer other of subheading 8471.41 or 8471.49	265.215	960.103	8.439.705	36.566.990
8471509000	Other processing units other of subheading 8471.41 or 8471.49	160.538	1.555.444	4.522.227	37.536.498
8471603000	Computer keyboards	142.750	1.159.047	466.563	5.666.987
8471604000	X-Y coordinate input devices, including mouse, light pens, joystick, track balls	144.802	1.543.456	525.899	7.524.600
8471605000	Plotters whether input/output units of heading 84.71 or of heading 90.17	702	31.052	1.194	813.960
8471609000	Other input/output units, whether/not contain storage units the same housing	294.705	3.095.345	3.254.590	19.557.349
8471701000	Floppy disk drives	76.669	531.217	6.838.726	42.213.517
8471702000	Hard disk drives	152.935	2.154.431	2.351.243	22.391.196
8471703000	Tape drives	7.993	22.628	632.631	2.359.152
8471704000	Optical disk drives, including CD-ROM drives, DVD drives & CD-R drives	139.798	1.663.233	2.966.300	57.444.249
8471705000	Proprietary format storage device including media therefor for automatic data processing machine	15.126	99.339	1.020.632	8.027.148
8471709100	Backup management systems	15.240	106.885	268.653	4.836.156
8471709900	Other storage units of automatic data processing machine	51.894	348.907	928.048	12.979.860
8471801000	Control and adaptor units	25.965	362.558	312.961	5.109.003
8471807000	Sound card and video card	19.707	285.090	29.938	2.366.561
8471809000	Other units of automatic data processing machines	93.653	940.206	2.217.352	40.450.707
8471901000	Bar code readers	1.040	72.137	45.664	1.769.857
8471902000	Optical character readers, document/image scanners	22.855	215.019	208.454	4.714.403
8471909000	Other units automatic data processing machines	246.782	1.158.497	4.924.741	16.194.180
8472101000	Duplicating machines, electrically operated	466	18.313	2.760	148.076
8472102000	Duplicating machines, not electrically operated	0	980	0	1.932
8472301000	Machine for sorting/folding mail for inserting mail in envelopes, electric	0	13.219	0	51.091
8472302000	Machine for sorting/folding mail for inserting mail in envelopes, not electric	551	4.320	1.213	23.956
8472901000	Automatic teller machines	198.880	2.203.256	3.704.599	32.202.442
8472902000	Electronic fingerprint identification system	987	46.211	12.798	504.483
8472903000	Other office machines, electrically operated	46.621	292.587	549.185	3.327.241
8472909000	Other office machines, not electrically operated	8.528	214.709	18.574	764.196
8473101000	Printed circuit assemblies for word processing	798	17.145	46.758	490.252
8473109000	Other parts & accessories of the machine of heading 84.69	10.559	54.375	634.130	3.152.227
8473210000	Parts & accessories electronic calculating machine sub heading 8470.10, 8470.21/8470.29	548	5.580	14.493	142.819
8473290000	Parts & accessories of other machines of heading 84.70	3.899	34.366	215.447	2.296.524
8473301000	Assembled printed circuit boards for machines of heading 84.71	133.757	3.090.443	4.650.599	39.818.742
8473309000	Parts & accessories of other machines of heading 84.71	844.736	9.591.498	34.822.681	305.851.387
8473401100	Parts including printed circuit assembly for machines of heading 84.72	41	1.394	1.230	215.492
8473401900	Other parts & accessories of the machine of heading 84.72, for electric operation	1.892	40.063	93.426	1.094.788
8473402000	Other parts & accessories of the machine of heading 84.72, for non electric operation	266	36.688	3.528	81.022
8473501100	Parts & accessories suitable for use with machine of heading 84.71, electric	50.514	390.497	1.746.435	17.553.867
8473501900	Parts & accessories suitable for use with machine of heading 84.69 & 84.72, electric	265	356.989	21.270	1.629.566
8473502000	Part & accessories suitable for use with machine of heading 84.69-84.72, non-electric	35	37.762	1.293	619.683

I.3. IMPOR MENURUT KOMODITI / IMPORT BY HS COMMODITY
*****SEPTEMBER / SEPTEMBER 2009 *****

H S	Uraian Komoditi Commodity Description	Berat Bersih / Net Weight (Kg)		Nilai / Value C.I.F (US\$)	
		Bulan ini Current Month	Kumulatif Cum.Jan. to date	Bulan ini Current Month	Kumulatif Cum.Jan. to date
8474101000	Sorting,screening,separating/washingmachines, electrically operated	94.500	1.366.101	1.133.737	7.909.363
8474102000	Sorting,screening,separating/washingmachines, not electrically operated	126	650.522	14.775	5.979.067
8474201100	Crushing/grinding machines forstone electrically operated	239.663	4.197.442	441.639	8.894.207
8474201900	Crushing/grinding mach for earth,oresoth mineral substances,electric operat	38.740	3.559.909	217.231	16.272.093
8474202100	Crushing/grinding mach for stone notelectrically operated	66.800	315.751	115.782	663.530
8474202900	Crushing/grinding mach for earth,oresoth mineral substances,not electric	2.839	1.263.204	3.125	4.529.472
8474311000	Concrete/mortar mixers, electricallyoperated	45.845	272.560	81.374	1.783.971
8474312000	Concrete/mortar mixers, notelectrically operated	8.182	174.290	92.205	1.895.400
8474321000	Mach for mixing mineral substances withbitumen,electrically operated	48.226	1.225.377	126.385	3.371.563
8474322000	Mach for mixing mineral substances withbitumen,not electrically operated	72.694	89.023	99.187	182.433
8474391000	Other mixing/kneading machineselectrically operated	250.329	743.291	1.353.830	6.575.911
8474392000	Other mixing/kneading machines notelectrically operated	15.943	44.428	28.253	332.975
8474801000	Mach for agglomerating,shaping/mauldsolid mineral fuels,electric operat	64.859	962.114	160.156	9.657.615
8474802000	Mach for agglomerating,shaping/mouldsolid mineral fuels,not elect. operat	91.000	194.421	155.700	559.386
8474901000	Parts of mach for heading 8474.10 to8474.80 of electric operated machines	742.031	8.235.226	6.139.778	58.422.435
8474902000	Parts of mach for heading 8474.10 to8474.80 of not electric operat mach	43.463	793.373	472.720	5.320.343
8475101000	Mach for assembl electric/electronicclamps tubes/valves,electric operat	91.471	228.101	151.265	2.796.258
8475102000	Mach for assembl electric/electronicclamps tubes/valves,not elect. operated	0	9.507	0	119.541
8475210000	Machines for making optical fibresand preforms thereof	0	6.327	0	181.483
8475290000	Other machines for manufacturing/hot working glass/glassware	13.630	386.564	115.972	5.848.234
8475901000	Parts of machine for heading 8475.10to 8475.29 of electric operated machin	32.057	351.404	278.730	14.465.188
8475902000	Parts of machine for heading 8475.10to8475.29 of not elect. operated mach	861	20.721	19.872	122.950
8476290000	Other automatic beverage-vendingmachines	0	122.457	0	1.262.614
8476810000	Other automatic goods-vending mach,incorporating heating/refrigerating	0	11	0	173
8476890000	Other automatic goods-vendingmachines	85	105.054	2.509	1.005.879
8476901000	Parts of automatic goods-vend machincorpor heating/refriger,elect.operat	63.220	709.915	957.071	9.472.462
8476909000	Parts of automatic goods-vendingmach	15.556	491.768	376.788	8.844.842
8477101000	Injection-moulding machines formoulding rubber	421.190	3.925.465	3.156.642	29.962.131
8477103100	P.v.c. injection moulding machine	341.488	3.178.140	1.406.930	13.604.637
8477103900	Other injection-moulding machinesfor moulding plastics	82.096	962.191	396.445	5.141.945
8477201000	Extruders for extruding rubber	24.929	226.020	165.105	1.603.059
8477202000	Extruders for extruding plastics	570.950	3.174.784	9.025.533	74.030.021
8477300000	Blow moulding machines	233.469	1.312.638	1.757.978	21.913.836
8477401000	Vacuum moulding & other thermo formingfor moulding/forming rubber	19.602	510.832	456.626	3.544.842
8477402000	Vacuum moulding & other thermo formingfor moulding/forming plastics	146.528	1.006.130	3.236.497	12.622.957
8477510000	Mach for mould/retread pneumt tyres,for moulding/othwise forming inner tub	100.255	1.431.908	820.159	12.785.783
8477591000	Other machine for moulding/otherwise-forming for rubber	7.185	513.016	85.112	3.978.212
8477592000	Other machine for moulding/otherwise-forming for plastics	4.833	129.031	41.414	297.740
8477801000	Other machinery for rubber,electrically operated	302.108	3.140.690	1.078.162	28.622.953
8477802000	Other mach for rubber,not electricallyoperated	240.862	1.150.951	3.075.479	11.644.776
8477803100	Lamination presses for the manufactrof PCB/PWBs	24.522	380.525	31.882	1.385.474
8477803900	Other machinery for plastics,electrically operated	24.511	184.083	101.890	1.764.465
8477804000	Other machinery for plastics, notelectrically operated	12.802	226.022	349.353	2.255.526
8477901000	Parts of electrically operatd mach forworking rubber/products from rubber	106.315	900.739	725.726	15.449.933
8477902000	Part of nonelectric opratd mach forworking rubb/fr the manuf product rubb	68.690	551.088	805.651	9.660.663
8477903200	Pars of lamination presses fr themanuf of PCB/PWBs	1.277	1.899	25.125	71.218
8477903900	Oth parts not in 8477.90.31-32	4.002	89.996	175.230	1.755.323
8477904000	Part of non elect.mach fr workig plast/manuf of prodct frm plastic material	16.401	537.949	141.166	4.072.754
8478101000	Machinery for preparing/making uptobacco, electrically operated	295.282	1.494.584	10.524.533	59.596.037
8478102000	Machinery for preparing/making uptobacco, not electrically operated	398	1.445	13.185	17.030
8478901000	Part of cigar/cigarette electricallyoperated mach	41.422	417.014	1.252.444	14.324.437
8478902000	Part of cigar/cigarette,nonelectrically operated mach	138	7.979	9.225	241.108
8479101000	Machinery fr public works,building/thelike electrically operated	110.224	783.899	470.044	5.698.334
8479102000	Machinery fr public works,building/thelike not electrically operated	7.388	33.538	11.384	357.403
8479201100	Machinery for making palm oilelectrically operated	77.143	11.350.878	975.072	41.205.665
8479201900	Machinery for preparing palm oilelectrically operated	87.980	3.078.446	1.212.997	10.320.692
8479202100	Machinery for making palm oil notelectrically operated	32.972	360.654	50.763	1.770.054
8479202900	Machinery forpreparing palm oil notelectrically operated	58.470	654.211	125.676	5.570.609
8479301000	Presses for the manufacture ofparticle board electrically operated	45.851	364.220	424.479	1.021.579
8479302000	Presses for the manufacture ofparticle board not electrically opertd	18.077	24.680	113.186	147.482
8479401000	Rope/cable making mach,electrically operated	11.379	343.662	137.396	2.343.370
8479402000	Rope/cable making mach, notelectrically operated	1	15.742	21	156.926
8479500000	Industrial robots, not elsewherespecified/included	13.548	105.977	391.794	3.136.167
8479600000	Evaporative air coolers	48.715	528.880	604.380	3.766.523
8479811000	Oth mach&mechanical appliance fortreating metal,electrically operated	207.091	1.608.857	6.256.051	34.585.723
8479812000	Oth mach&mechanical appliance fortreating mtl,nonelectrically operated	42.605	143.400	131.742	981.430
8479821000	Mixing,kneading,crush,grind,screen, &otherwise machine,electrically operated	299.698	2.634.585	3.109.509	28.078.975
8479822000	Mixing,kneading,crush,grind,screen, &otherwise machine,not elect operated	5.849	185.683	360.159	2.441.948
8479892000	Chemical vapour deposition app forflat panel display production	45.063	248.580	1.541.235	8.311.768
8479893000	Oth apparatus, electrically operated	154.519	1.712.046	1.289.829	35.210.750
8479894000	Oth apparatus,nonelectrically operated	156.071	1.265.923	2.209.529	19.504.599
8479902000	Part of goods of subheading8479.89.20	4.110	159.927	162.409	3.458.091

I.3. IMPOR MENURUT KOMODITI / IMPORT BY HS COMMODITY
*****SEPTEMBER / SEPTEMBER 2009 *****

HS	Uraian Komoditi Commodity Description	Berat Bersih / Net Weight (Kg)		Nilai / Value C.I.F (US\$)	
		Bulan ini Current Month	Kumulatif Cum.Jan. to date	Bulan ini Current Month	Kumulatif Cum.Jan. to date
8479903000	Part of oth electrically operatedmachines	219.224	4.379.916	1.992.875	29.535.924
8479904000	Part of nonelectrically operatedmachines	51.941	334.892	539.978	6.891.255
8480100000	Moulding boxes for metal foundry	18.261	335.731	110.461	2.610.037
8480200000	Mould bases	140.612	1.081.073	1.139.906	7.298.417
8480301000	Moulding patterns, of copper	234	9.342	1.646	45.091
8480309000	Moulding patterns, of other material	159.708	1.578.668	1.548.834	15.422.175
8480410000	Moulds for metal/metal carbidesinjection/compression types	20.098	210.485	163.850	2.978.770
8480490000	Moulds for metal/metal carbides notinjection/compression types	96.437	843.429	970.810	12.174.484
8480500000	Moulds for glass	10.525	113.342	249.170	2.845.141
8480600000	Moulds for mineral materials	185.195	1.581.019	1.743.780	8.696.788
8480710000	Moulds for rubber,plastics, injection/compression type	319.436	3.437.984	3.789.567	55.518.851
8480790000	Mould for rubber,plastics, not injection, compression type	48.997	560.053	641.472	10.961.125
8481101100	Pres-reduce valve,iron/steel,manualoperate sluice,5 cm <=int dia <40cm	48.634	287.907	401.577	4.615.723
8481101900	Pres-reduce valve,iron/steel,automaticoperate sluice,5 cm <=int dia <40cm	97.837	1.800.665	1.018.222	16.420.086
8481102000	Pressure-reducing valves of copper/copper alloys	58.187	191.934	489.561	2.136.267
8481109000	Pressure-reducing valves not of iron/steel,not of oth metal,not of plastics	67.831	1.777.923	757.836	19.378.302
8481201000	Valve for pneumatic tran,manual operatesluice, 5 cm<=internal diameter<40cm	24.435	107.762	83.213	1.249.112
8481209000	Valves not of iron/steel, not of othmetal,not of plastics	78.817	710.481	1.995.098	14.002.171
8481301000	Cast iron valve of swing check-valvetype,40 <=inlets internal diamtr<600 mm	34.832	506.267	337.071	7.421.388
8481302000	Check (nonreturn) valve,copper/copperalloy, internal diameter < 25 mm	1	48.556	7	337.486
8481309000	Other check (nonreturn) valve	243.794	3.012.038	2.651.513	29.973.449
8481401000	Safety/relief valves of iron/steel	32.167	641.224	376.491	4.448.473
8481409000	Oth safety/relief valves	122.872	2.817.875	2.180.735	35.328.677
8481801100	Valves fr inner tube of copper/copperalloys	90.008	1.103.435	694.608	8.241.054
8481801200	Valves for inner tubesof oth materials	10.630	163.086	64.414	3.089.332
8481801300	Valves for tubeless tyres of copper/copper alloys	471	25.992	653	176.913
8481801400	Valves for tubeless tyres of othmaterials	13.656	233.189	59.165	1.225.648
8481802100	Lpg cylinder valves having inlet &outlet internal diameters<=2.5cm	31.615	1.645.976	120.647	9.163.347
8481802200	Lpg cylinder valves having inlet &outlet internal diameters>2.5cm	225	24.923	3.813	117.861
8481803000	Cocks/valves,whether/not fitted withpiezo electric igniters for gas stove	130.152	1.186.492	774.479	6.462.607
8481804100	Soda water bottle valve;gas operat,of plastic, 1 cm < intern dia <= 2,5cm	0	4.817	0	16.236
8481804900	Oth soda water bottle valves;gas operatebeer dispensing units	52.930	691.447	632.430	3.591.520
8481805100	Mixing tapes and valves,of plastic,1 cm < internal diameter <= 2,5cm	26.391	158.600	30.880	211.475
8481805900	Others mixing tapes and valves	40.146	957.907	64.198	1.811.275
8481806100	Water pipeline valve,manual operatesluice,5cm<inlet/outlet int diamtr>=40cm	25.969	361.253	31.130	504.976
8481806200	Cast iron gate valve,inlet diamtr>=4cm &cast iron butterfly valve,inlet dia>=8cm	18.419	313.272	186.931	2.896.941
8481806300	Cast iron gate valve,inlet diamtr<4cm &cast iron butterfly valve,inlet dia <8cm	67.170	1.476.866	286.025	13.392.082
8481806400	Hog nipple waterer,of plastics,1 cm <=internal diameter < 2,5 cm	0	1.819	0	3.163
8481806500	Other hog nipple waterers	206	20.963	1.160	78.548
8481806600	Nipple joint valves,of plastics, 1 cm<=internal diameter < 2,5 cm	0	979	0	2.050
8481806700	Other nipple joint valves	4.897	140.396	42.041	869.093
8481807100	Ball valves,of plastics, 1 cm <=internaldiameter < 2,5 cm	29.642	407.752	786.542	10.907.506
8481807200	Other ball valves	273.511	3.373.268	4.159.660	51.222.035
8481807300	Gate valve,manual operate,of iron/steel,5cm<=inlet/outlet internal diamtr<40cm	187.603	1.816.338	911.253	7.667.754
8481807400	Gate valve,manual operate,of iron/steel,inlet/outlet internal diamtr < 40cm	7.613	515.194	125.663	4.240.561
8481807500	Manifold valves of plastics, 1 cm <=internal diameter < 2,5 cm	7.771	10.117	3.899	56.450
8481807600	Other manifold valves	71.026	1.494.835	733.875	10.318.288
8481808100	Pneumatic control valve,of plastics,1 cm <=internal diameter < 2,5 cm	0	6.715	0	1.855.020
8481808200	Other pneumatic controlled valve	10.094	134.607	503.272	4.646.222
8481808300	Oth valve of plastic,inlet diamtr>=1cm,outlet diamtr <= 2,5 cm	17	6.743	3.688	58.181
8481808400	Oth valve of plastic,inlet diamtr>=1cm,outlet diamtr > 2,5 cm	298	1.738	15.890	118.849
8481808500	Oth valve of plastic,with other size ofinlet/outlet diameter	66.473	546.395	273.280	6.375.006
8481808600	Other valve of stainless steel/nickle,manual operate,weighting < 3 kg	107.232	586.853	559.626	3.593.725
8481809100	Ball valves	25.564	462.655	409.056	3.408.656
8481809900	Other valves and similar appliances forpipes	845.600	5.988.438	22.254.554	122.717.738
8481901000	Parts of housing for sluice/gate valves	31.789	108.900	342.547	1.833.782
8481902100	Bodies, for water taps	371	74.220	10.165	248.736
8481902300	Others bodies for taps, cocks, valves,and similar appliances	6.118	128.792	46.884	848.469
8481902900	Others parts for taps, cocks, valves, &similar appliance of int. dimtr <= 25mm	70.673	623.286	1.008.888	8.122.129
8481903000	Valve bodies/stems of inner tube/tubeless tyres valves	55.037	384.150	675.659	3.773.340
8481904000	Valve cores of inner tube valves/tubeless tyres valves	65	65.016	1.492	532.969
8481909000	Others parts for taps, cocks, valves,and similar appliances	192.504	2.155.804	1.563.620	29.359.174
8482100000	Ball bearings	703.750	8.185.385	6.250.290	81.096.209
8482200000	Tapered roller bearings,includingcone&tapered roller assemblies	493.837	1.345.371	1.462.420	15.045.935
8482300000	Spherical roller bearings	120.867	1.264.447	702.530	6.243.931
8482400000	Needle roller bearings	21.371	271.932	588.268	6.148.404
8482500000	Oth cylindrical roller bearings	175.509	986.774	1.193.675	12.080.243
8482800000	Oth,including combined ball/rollerbearings	768.000	5.766.154	3.757.453	38.343.038
8482910000	Balls, needles and rollers	73.589	791.775	637.963	6.138.411
8482990000	Other parts of ball and roller bearings	346.171	2.895.962	1.627.290	16.877.058
8483101000	Transmission shafts for earth movingmachinery	76.471	390.823	744.052	5.560.406
8483102100	Transmissi shafts for enginesf veniclehead 87.01exc 8701.10/8701.90	32.489	176.521	276.820	1.382.446

I.3. IMPOR MENURUT KOMODITI / IMPORT BY HS COMMODITY
*****SEPTEMBER / SEPTEMBER 2009 *****

H S	Uraian Komoditi Commodity Description	Berat Bersih / Net Weight (Kg)		Nilai / Value C.I.F (US\$)	
		Bulan ini Current Month	Kumulatif Cum.Jan. to date	Bulan ini Current Month	Kumulatif Cum.Jan. to date
8483102200	Transmission shafts for engines of vehicles of subhead 8701.10/8701.90	37	27.659	1.347	412.265
8483102300	Transmission shafts for engines of vehicles of heading 87.11	137.104	1.535.773	1.875.827	28.238.509
8483102400	Transmission shafts for engines of other vehicles of chapter 87	1.812.026	11.126.636	9.511.394	77.477.187
8483103100	Transmission shafts for marine propulsion engines of an output <= 22.38 kw	0	8.516	0	30.326
8483103900	Transmission shafts for marine propulsion engines of an output > 22.38 kw	106.255	718.032	500.413	8.965.828
8483109000	Other transmission shafts	544.916	4.059.970	4.984.397	53.727.518
8483201000	Bearing housing incorporating forearth moving machinery	17.357	272.047	97.991	1.139.681
8483209000	Bearing housing incorporating not forearth moving machinery & motor vehicle	179.025	1.141.044	502.219	4.879.980
8483301000	Bearing housing not incorporating forearth moving machinery	54.023	284.015	538.187	3.090.652
8483309000	Bearing housing not incorporated not forearth moving machinery & motor vehicle	337.584	2.333.207	1.711.874	13.653.695
8483401100	Gear & gearing for engines of vehicles of head 87.01 exc subhead 8701.10/90	2.830	275.839	66.361	2.685.092
8483401300	Gear & gearing for engines of vehicles of heading 87.11	100.821	1.569.010	1.446.565	25.343.729
8483401400	Gear & gearing for engines of other vehicles of chapter 87	402.874	3.250.145	3.494.817	37.903.014
8483402100	Gear & gearing for marine propulsion engines of an output <= 22.38 kw	25.517	205.780	220.566	2.518.536
8483402900	Gear & gearing for marine propulsion engines of an output > 22.38 kw	136.533	2.361.492	1.619.049	20.431.394
8483403000	Gear & gearing for the engines of earth moving machinery	63.091	685.946	771.643	12.401.865
8483409000	Gears and gearing for other engines	496.423	5.588.563	4.873.468	52.503.193
8483500000	Flywheels & pulleys, including pulley blocks	740.017	3.574.416	2.250.500	23.149.024
8483600000	Clutches & shaft couplings (including universal joint)	339.979	3.714.870	4.440.163	41.298.341
8483901100	Parts of 8783.10 for pedestrian controlled tractors of subheading 8701.10	491	401.920	3.263	3.732.384
8483901300	Parts of 8783.10 for other tractors of heading 87.01	182	37.015	9.829	946.592
8483901400	Parts of 8783.10 for goods of heading 87.11	38.248	458.671	447.750	8.266.409
8483901500	Parts of 8783.10 for other goods of chapter 87	45.697	385.699	745.173	6.635.452
8483901900	Parts of 8783.10 for other	48.222	338.206	239.498	2.951.110
8483909100	Other toothed wheels for pedestrian controlled tractors of subhead 8701.10	0	1.046	0	18.200
8483909300	Other toothed wheels for other tractors of heading 87.01	138	843	3.394	19.700
8483909400	Other toothed wheels for goods of heading 87.11	58.695	691.674	636.721	7.160.063
8483909500	Other toothed wheels for other goods of chapter 87	67.611	697.698	900.828	8.465.054
8483909900	Other toothed wheels for others	85.950	1.165.252	693.254	7.719.196
8484100000	Gaskets & similar joint metal sheeting comb with other material/2 more layers	316.642	2.194.146	3.312.823	34.867.262
8484200000	Mechanical seal	26.717	319.189	1.308.337	7.335.278
8484900000	Sets/assortments of gaskets & similar joints	117.877	1.219.469	2.037.524	24.379.537
8486101000	Apparatus for rapid heating of semiconductor wafers	109	170	1.349	6.990
8486102000	Spin dryers for semiconductor wafer processing	292	3.064	215.016	253.355
8486103000	Machines for producing semiconductor wafer by removal of material, laser/photon beam	0	29	0	20.449
8486104000	Mach., app for sawing monocrystal semi-cond. boules into slice, wafer into chip	23	5.123	6.862	486.862
8486105000	Grinding, polishing, lapping machines for processing of semiconductor wafers	0	102.965	0	811.424
8486106000	Apparatus for growing/pulling monocrystal semiconductor boules	0	1.621	0	31.867
8486109000	Other machines & apparatus for the manufacture of boules/wafers	12.289	22.448	570.830	626.357
8486201100	Chemical vapour deposition app. for semiconductor production	0	16.811	0	55.593
8486201200	Epitaxial deposition mach., spinners for coating photograph emulsions on semiconductor	0	36.840	0	471.730
8486201300	Physical deposition app. by sputtering on semiconductor wafer, for semiconductor product	0	112	0	2.566
8486201900	Other film formation equipment	1	1.730	3	38.993
8486202900	Other doping equipment	0	9	0	490
8486203100	Deflash mach, spraying appliance for etching, stripping, cleaning semiconductor wafer	673	4.489	5.173	115.929
8486203300	App for wet etching, developing, stripping, cleaning semiconductor wafers	260	2.940	3.931	21.004
8486203900	Other etching and stripping equipment	286	3.290	5.583	149.776
8486204900	Other lithography equipment	0	45	0	3.236
8486205100	Dicing machines for scribing/scoring semiconductor wafers	1.352	7.160	9.837	17.862
8486205900	Other equipment for developing exposed wafers	0	262	0	9.467
8486209100	Laser cutters for cut contact tracks in semiconductor production by laser beam	0	5.166	0	148.000
8486209200	Mach. for bend, fold and straightening semiconductor leads	2.196	8.888	12.193	183.808
8486209300	Resistance heated furnaces, ovens for the manufacture of semiconductor device/on wafer	407	1.190	6.174	29.829
8486209400	Inductance/dielectric furnace, oven for the manufacture of semiconductor device/on wafer	0	71	0	7.915
8486209900	Other mach. & apparatus for the manufacture of semiconductor devices/other electrical circuit	4	17.548	6.187	147.084
8486301000	App. for dry etch pattern on flat panel display substrates	0	3.273	0	36.933
8486303000	Chemical vapour deposition app. to produce spinners for coat, physical deposition flat panel	0	7	0	58.842
8486309000	Other mach. and app. for the manufacture of flat panel displays	239	2.360	5.077	138.099
8486401000	Focused ion beam milling mach to produce, repair mask, reticle for pattern s-device	1.600	3.973	125.000	250.770
8486402000	Die attach app, auto-tape/wire bonders, auto-mach.trans/handle/storage, wafer box	5.131	48.982	128.612	3.451.635
8486403000	Moulds for manufacture of semiconductor devices	2	10.723	1.332	87.412
8486404000	Optical stereoscopic microscopes with equip. design to handle of s-wafer/reticle	0	83	0	296
8486405000	Photomicrographic microscope with equip design to handle of s-wafer/reticle	0	71	0	8.767
8486406000	Electron beam microscopes with equip design to handle of s-wafer/reticle	0	1	0	102
8486407000	Pattern generating app for produce mask/reticle from photoresist coated substrate	0	273	0	34.365
8486409000	Other machines and apparatus specified in note 9(c) to this chapter	28	362	5.158	15.810
8486901100	Parts and accessories of app for rapid heating of semiconductor wafer	161	8.616	6.021	477.340
8486901200	Parts & accessories of spin dryers for semiconductor wafer processing	2	328	24	26.186
8486901300	Parts & accessories of mach. for producing semiconductor wafers by removal/laser/photon beam	4.466	9.717	74.337	152.166
8486901400	Tool holders & self-open die head, of mach for sawing s-boule to slice/wafer to chip	37	283	62.131	76.272
8486901500	Other parts, accessories of mach. for sawing monocrystal s-boule to slice/wafer to chip	816	14.590	15.004	456.833
8486901600	Parts & accessories of grind, polish, lap mach for processing of semiconductor wafers	1.791	7.818	27.006	129.665

I.3. IMPOR MENURUT KOMODITI / IMPORT BY HS COMMODITY
*****SEPTEMBER / SEPTEMBER 2009 *****

HS	Uraian Komoditi Commodity Description	Berat Bersih / Net Weight (Kg)		Nilai / Value C.I.F (US\$)	
		Bulan ini Current Month	Kumulatif Cum.Jan. to date	Bulan ini Current Month	Kumulatif Cum.Jan. to date
8486901900	Oth parts, access.of mach. and app.for the manufact. of boules/wafers	0	7.662	0	208.090
8486902200	Parts & access. of epitaxial depo. mach,spinner for coat photo. emuls on s-wafer	0	7.429	0	17.742
8486902300	Parts & access. of ion implanter fordoping of app for physical depo, sputter	0	274	0	1.517
8486902500	Oth parts & access. of spray for etch,strip,clean,dev s-wafer,dry-etch pattern	4.428	989.447	13.002	1.808.887
8486902600	Tool holder/self-open diehead,of dicingmach laser cutters,fold,strighn s-lead	944	1.494	70.334	76.349
8486902700	Other part and accessories of dicingmach laser cutters,fold,strighn s-lead	78	2.121	2.419	133.874
8486902800	Part & access of resist heated, induct,dielectric furnaces/oven mnfact s-wafer	0	8.634	0	143.257
8486902900	Oth part & acces of mach & app.for mnctof s-devices/of elect. integr-circuits	583	956	72.447	92.813
8486903100	Part & access of app for dry etchingpattern of flat panel display substrates	0	2	0	201
8486903200	Tool holder/self-open dieheads,of app.wet etch patterns on flat panel display	0	445	0	1.348
8486903300	Oth. part&access of app for wet etchingdevelope, strip/clean flat panel display	0	4.118	0	207.253
8486903500	Part & access of spinners for coat.photoemuls/app.phys depo on flatpanel display	30	30	360	360
8486903900	Oth part & access of mach and apparatusfor the manufact. of flat panel displays	38	716	424	44.666
8486904100	Part & acces of focused ion beam millingmach to produce, repair mask, reticle	2.655	46.100	14.656	193.152
8486904200	Part&acces of die attach app, auto-tape/wire bonder, encapsul equip for assembl	667	15.280	16.742	393.412
8486904300	Part&acces of auto-mach transport, handlstorage of s-conductors, wafer casse/bc	0	316	0	3.320
8486904400	Part&acc of optic stereoscop microscopewith equip to hndle/tran of s-wafer/rtrl	29	653	610	47.577
8486904900	Part and acces of other mach & appspecified in note 9(c) to this chapter	12.645	35.747	263.960	619.051
8487100000	Ships/boats propellers and blades	254.936	1.926.038	4.501.040	18.424.836
8487900010	Oil seal rings	108.497	862.480	992.472	9.193.243
8487900090	Oth mach. parts, not cont. electric con-necter,insulator,coil, oth elec.features	300.760	1.374.350	1.337.692	13.686.816
8501101100	Stepper dc motors of an output =<37.5w	21.729	226.847	791.310	8.190.475
8501101200	Spindle dc motors of an output =<37.5w	12.320	154.642	414.653	6.335.597
8501101900	Others dc motors of an output =<37.5w	225.905	1.715.506	1.785.139	15.365.001
8501109100	Stepper universal (AC/DC) motors ofan output =<37.5w	513	24.570	61.737	780.993
8501109200	Spindle universal (AC/DC) motors ofan output =<37.5w	81	59.881	8.950	2.363.286
8501109900	Others universal (AC/DC) motors ofan output =<37.5w	168.585	1.673.908	1.028.973	12.461.879
8501201100	Universal (AC/DC) motors ofan output >746 w and < 1 kw	136	49.564	2.558	337.030
8501201900	Universal (AC/DC) motors of anoutput >37.5 w and <= 746 w	203.046	2.292.379	508.926	5.587.214
8501202000	Universal (AC/DC) motors ofan output>1 kw	1.813	222.447	64.817	1.050.436
8501311000	Dc motors an output =< 750 w	424.809	1.933.312	1.829.605	17.487.648
8501312000	Dc generators an output =< 750 w	34.621	1.050.333	79.211	6.829.217
8501320000	Dc motors/dc generator an output > 750wand <= 75 kw	9.265	1.199.981	76.187	2.638.182
8501330000	Dc motors/dc generator an output >75 kwand <= 375 kw	71.500	448.296	295.375	1.959.705
8501340000	Dc motors/dc generator an output > 375kw	1.700	393.966	12.500	5.858.385
8501401000	Oth AC motors, single-phase of anoutput <=1kw	155.938	2.511.393	493.079	5.237.451
8501402000	Oth AC motors, single-phase of anoutput >1kw	123.442	1.228.560	198.854	3.395.319
8501510000	Oth AC motors, multi-phase of anoutput <=750 w	266.112	1.948.200	1.239.498	7.647.281
8501521000	Oth AC motors, multi-phase of an output> 750w and <=1kw	13.432	398.588	81.840	2.139.236
8501522000	Oth AC motors, multi-phase of an output> 1 kw and <= 37.5 kw	397.720	3.802.330	1.164.237	9.296.859
8501523000	Oth AC motors, multi-phase of an output> 37.5 kw and <= 750 kw	68.436	1.029.844	330.463	4.700.765
8501530000	Oth AC motors,multi-phase of anoutput >75kw	100.678	1.046.463	438.400	7.666.111
8501611000	AC generator of an output <=12.5 kva	118.205	1.711.140	398.102	2.773.285
8501612000	AC generator of an output > 12.5 kva &<=75kva	44.932	1.545.889	153.984	5.987.412
8501621000	AC generator of an output > 75 kva &<= 150 kva	16.919	228.812	42.483	376.065
8501629000	AC generator of an output > 150 kva &<= 375 kva	24.438	163.700	55.037	327.896
8501630000	AC generator of an output > 375 kva &<=750kva	27.739	733.394	108.787	19.546.005
8501640000	AC generator of an output > 750 kva	76.867	1.805.340	4.594.865	43.730.988
8502110000	Generat sets with compression ignitioninter combust piston output <=75 kva	687.476	5.562.735	1.928.655	19.928.183
8502121000	Generating sets with spark-ignit interncombust pist output >75kva & <=125kva	27.726	1.954.210	156.847	2.750.929
8502129000	Generating sets with spark-ignit interncombust pist output >125kva & <=375kva	171.585	1.611.322	748.858	6.178.101
8502131000	Generating sets with spark-ignit interncombust pist output > 12500 kva	20.400	3.670.626	319.470	61.531.959
8502139000	Generating sets with spark-ignit interncombust pist output >375kva & <=12500 kva	335.019	4.395.459	3.747.467	57.571.317
8502201000	Generating sets with spark-ignit interncombust piston output <=75 kva	748.273	5.273.031	1.122.666	7.983.418
8502202000	Generating sets with spark-ignit interncombust piston output >75kva & <=100kva	441.358	1.446.763	556.450	1.770.209
8502203000	Generat sets with spark-ignition intrncombust piston outp>100kva & <=10000kva	208.210	1.456.183	8.001.054	34.752.224
8502204100	Generating sets with spark-ignit interncombust piston output >12500 kva	15	63.015	9	999.373
8502204900	Generating sets with spark-ignit interncombust piston output>10000kva & <=12500kva	196.517	1.552.815	285.086	3.473.478
8502311000	Oth generating sets wind-poweredof an output <=10,000 kva	75	6.113	8.832	53.356
8502391000	Oth generating sets not wind-poweredof an output <=10 kva	0	426.779	0	835.827
8502392000	Oth generating sets not wind-poweredof an 10 kva-coutput<=10,000 kva	0	196.610	0	3.037.293
8502393900	Oth generating sets not wind-powered ofan output > 10,000 kva & <=12,500 kva	70.972	605.183	534.802	9.040.343
8502400000	Electric rotary converters	954	132.947	7.505	810.774
8503001100	Stators for ceiling fans for generatorsof an output <= 10000 kw	89.138	449.865	1.692.704	9.885.833
8503001200	Parts of motors for generators ofan output <=1.5 kw & >75kw	9.696	54.265	103.892	443.179
8503001300	Parts of motors for generators ofan output >1.5 kw & <=75kw	15.186	83.957	28.109	623.822
8503009000	Parts of motors for generators ofan output >75 kw & <= 10000 kw	626.926	6.725.479	6.894.948	74.972.155
8504100000	Ballasts, for discharge lamps/tubes	186.401	2.216.583	633.610	10.051.571
8504211000	Step-voltage regulators;instrumenttransformer with a power handl cap<=5kva	1.336	150.691	23.232	1.139.154
8504219100	Liquid dielect transformer with handlingcap>5kva & <=10kva, side voltage>=66 kv	280	148.269	14.874	1.638.255
8504219900	Liquid dielect transformer with handlingcap>5kva & <=10kva, side voltage <66 kv	45.632	406.086	881.389	8.293.480
8504221100	Step-voltage regulator, side voltage>=66kv & handling cap>650kva & <=10000kva	0	9.893	0	56.329

I.3. IMPOR MENURUT KOMODITI / IMPORT BY HS COMMODITY
*****SEPTEMBER / SEPTEMBER 2009 *****

HS	Uraian Komoditi Commodity Description	Berat Bersih / Net Weight (Kg)		Nilai / Value C.I.F (US\$)	
		Bulan ini Current Month	Kumulatif Cum.Jan. to date	Bulan ini Current Month	Kumulatif Cum.Jan. to date
8504221900	Step-voltage regulator of a high sidevoltage of <66,000 volts	362	99.488	7.284	737.961
8504229100	Liquid dielect transformer, side voltage>=66 kv, handl cap >650 kva & <=10000kv	0	394	0	30.984
8504229900	Liquid dielect transformer, side voltage< 66 kv, handl cap >650 kva & <=10000kv	11.111	109.103	323.554	1.461.229
8504231000	Liquid dielectric transformers, powerhandl cap > 10000kva & <= 15000kva	0	69.724	0	841.507
8504232100	Liquid dielectric transformers, powerhandl cap > 15000kva & <= 20000kva	0	274.222	0	4.484.806
8504232900	Liquid dielectric transformers, powerhandl cap > 20000kva	4.104	2.418.235	40.649	29.690.495
8504311000	Instrum. potential transformer, powerhandling capacity <= 1 kva	4.314	88.672	55.660	1.328.961
8504312000	Instrum. current transformer with powerhandling capacity <= 1 kva	53.763	650.749	716.504	8.316.318
8504313000	Flyback transformer, power handlingcapacity < 1 kva	29.307	426.129	211.619	2.832.706
8504314000	Intermediate frequency transformer,power handling capacity <= 1 kva	10.267	72.130	123.361	1.682.533
8504315000	Step up/down transformer,slide regulatorhandling capacity <= 1 kva	94.766	1.413.872	384.830	6.347.315
8504319000	Oth transformer having power handlingcapacity <= 1kva	250.782	1.787.063	2.152.699	23.699.748
8504321100	Matching transformers, power handlingcapacity > 1 kva and <= 5 kva	4.336	44.016	50.235	544.644
8504321900	Oth instrument transformator, powerhandling capacity > 1 kva and <= 5 kva	1.299	48.239	21.384	419.021
8504322000	Instrment used with toys,scale modelsor similar recreational models	3.305	9.540	1.972	44.027
8504323000	Oth transformer, high frequency, powerhandling capacity > 1 kva and <= 5 kva	21	7.119	1.372	66.808
8504324100	Matching transformers, power handlingcapacity > 5 kva and <= 10 kva	0	1.059	0	12.335
8504324900	Oth instrument transformator, powercapacity > 5 kva and <= 10 kva	1.340	3.229	48.476	80.884
8504325100	Matching transformers, power handlingcapacity > 10 kva and <= 16 kva	235	5.931	2.901	89.634
8504325900	Oth instrument transformator, powercapacity > 10 kva and <= 16 kva	18.141	91.194	92.478	798.040
8504331100	Matching transform.side voltage >= 66kv& power cap. > 16 kva and <= 500 kva	0	4.810	0	220.680
8504331900	Oth instrum transform.side voltage>=66kv& power cap. > 16 kva and <= 500 kva	4.307	45.237	60.707	580.528
8504339100	Matching transform. side voltage < 66kv& power cap. > 16 kva and <= 500 kva	1.079	3.162	21.923	59.016
8504339900	Oth instrum transform. side voltage<66kv& power cap. > 16 kva and <= 500 kva	10.891	242.815	437.091	2.465.462
8504341100	Matching transform.side voltage >=66kv &power cap >10000 kva & <=15000 kva	10.626	16.413	7.068	80.860
8504341200	Oth instrum transform.side voltage>=66kvpower cap >10000 kva & <=15000 kva	37	68.584	652	563.099
8504341300	Matching transform.side voltage < 66kv &power cap >10000 kva & <=15000 kva	0	401	0	20.094
8504341400	Oth instrum transform. side voltage<66kvpower cap >10000 kva & <=15000 kva	8.380	87.731	85.727	1.248.656
8504342100	Matching transform. having a powerhandling capacity >15000 kva	0	155	0	174
8504342900	Oth instrument transform. with powerhandling capacity >15000 kva	24.014	834.694	74.187	6.597.345
8504401100	Uninterrupted power supplies (ups)	398.639	4.150.293	3.048.604	33.381.213
8504401900	Other static converter for automaticdata processing machines	34.401	775.893	2.688.333	42.996.432
8504402000	Battery chargers having a rating>100 kva	68.923	296.526	244.732	2.193.717
8504403000	Other rectifiers	35.570	335.890	2.006.539	11.226.916
8504404000	Inverters	55.875	307.963	5.259.670	10.451.683
8504409000	Other static converter	167.620	3.372.594	1.666.307	23.406.256
8504501000	Inductors for power supply for automaticdata process mach&unit thr,telecom app	42.722	454.842	1.263.975	17.504.505
8504502000	Chip type fixed inductors	36.271	138.899	877.707	4.988.134
8504509100	Other inductors, with power handlingcapacity > 2500 kva and <= 10000 kva	4.236	67.055	178.059	4.116.382
8504509200	Other inductors having a power handlingcapacity > 10000 kva	993	31.609	15.266	745.991
8504901000	Parts of goods of subheading 8504.10	3.206	22.029	48.783	309.381
8504902000	Parts of printed circuit assmb good sub8504.40.11,8504.40.19,8504.50.11	2.999	24.885	149.895	763.597
8504903100	Radiator panel,flat tube radiator assemblr distrib&power transformer <=10000kv	30.770	199.270	155.243	5.691.519
8504903900	Oth part of electrical transformers ofa capacity <= 10,000 kva	82.142	1.615.910	1.303.092	16.582.701
8504904100	Radiator panel,flat tube radiator assemblr distrib&power transformer >10000 kva	0	4.651	0	101.105
8504904900	Oth part of electrical transformers ofa capacity > 10,000 kva	31.459	117.320	37.749	3.347.867
8504905000	Other, for inductors of capacity<= 2500 kva	0	5.103	0	189.843
8504906000	Other, for inductors of capacity> 2500 kva	2	1.428	112	143.604
8504909000	Parts of goods of heading 8504 oth thansubheading 8504.10.	145.644	1.401.220	808.577	11.206.638
8505110000	Permanent magnet of metal	89.443	731.433	784.776	5.846.096
8505190000	Permanent magnet not of metal	343.772	2.816.379	5.999.824	33.650.364
8505200000	Electro magnetic couplings, clutchesand brakes	153.296	377.217	585.734	3.263.038
8505901000	Electro magnetic/permanent magnetchucks,clamps&similar holdg devices	19.268	215.359	313.327	4.194.214
8505902000	Parts of goods of subheading 8505.20	15.301	50.490	175.993	898.197
8505909000	Oth non-permanent magnet	223.053	874.582	1.144.573	9.320.305
8506101000	Manganese dioxide having external volume<=300 cm of primary cell/batteries	78.418	391.105	535.106	2.961.709
8506109000	Manganese dioxide having external volume> 300 cm of primary cell/batteries	58.060	726.704	456.037	4.146.386
8506300000	Mercuric oxide of primary cell/batteries	0	2.170	0	89.276
8506400000	Silver oxide of primary cell/batteries	38	135	5.329	5.448
8506500000	Lithium of primary cell/batteries	75.317	397.951	3.361.882	6.868.277
8506600000	Air-zinc of primary cell/batteries	215	2.109	1.571	10.457
8506801000	Zinc carbon, having an external volume<=300 cm of primary cell/batteries	7.173	76.180	37.443	352.583
8506802000	Zinc carbon, having an external volume> 300 cm of primary cell/batteries	798	17.321	3.703	97.740
8506809000	Other primary cell/batteries	213.414	2.508.338	790.304	42.468.288
8506900000	Parts of primary cells/batteries	48.280	1.411.962	1.482.789	25.108.013
8507101000	Lead-acid, for starting piston engineof a kind used for aircraft	803	104.940	7.347	431.670
8507109000	Lead-acid, for starting piston engineof a kind used not for aircraft	358.454	2.969.029	962.385	8.459.662
8507201000	Oth lead-acid accumulator of a kindused for aircraft	0	1.702	0	50.163
8507209000	Oth lead-acid accumulator of a kindused not for aircraft	233.205	7.163.371	739.695	25.336.175
8507300000	Nickel-cadmium of electric accumulatorsincluding separator therefor	3.817	276.511	30.179	9.769.569
8507400000	Nickel-iron of electric accumulatorsincluding separator therefor	181	816	5.772	10.046
8507801100	Lithium ion accumulators of a kind usedfor laptop (incl. notebook, subnotebook)	50	19.310	3.788	279.536

I.3. IMPOR MENURUT KOMODITI / IMPORT BY HS COMMODITY
*****SEPTEMBER / SEPTEMBER 2009 *****

H S	Uraian Komoditi Commodity Description	Berat Bersih / Net Weight (Kg)		Nilai / Value C.I.F (US\$)	
		Bulan ini Current Month	Kumulatif Cum.Jan. to date	Bulan ini Current Month	Kumulatif Cum.Jan. to date
8507801900	Other lithium ion accumulators	30.556	73.715	2.904.583	5.251.395
8507802000	Oth accumulator of a kind used for aircraft	0	125	0	7.251
8507809000	Other accumulator	126.924	1.261.865	3.157.619	10.242.459
8507901100	Plate of goods of subheading 85.07.908507.10	20	211	13.550	33.317
8507901200	Plate of a kind used for aircraft	0	735	0	8.318
8507901900	Plates for other accumulators	5.766	27.018	25.380	231.758
8507909100	Other parts of a kind used for aircraft	1.780	2.362	2.340	25.429
8507909200	Battery separators in sheets, rolls/cutto size of materials oth than PVC	46.115	371.135	217.751	1.745.703
8507909300	Part of goods of subheading 8507.10.90	27.179	159.785	124.296	837.338
8507909900	Part of good of heading 8507.10 oth than subheading 8504.10.90	37.227	275.030	1.569.364	6.889.031
8508110000	Vacuum cleaner with self-contained electa power < 1,500 w & a dust bag < 20 l	80.008	336.505	433.544	2.371.242
8508190000	Oth vacuum cleaners with self-contained electric	21.536	226.840	100.390	1.181.380
8508600000	Other vacuum cleaners	22.333	171.854	173.150	1.266.762
8508700010	Part of vacuum cleaner for domestic use	5.302	39.800	64.324	465.302
8508700090	Part of vacuum cleaner other than domestic use	1.628	739.081	5.511	2.500.612
8509400000	Food grinder&mixer,fruit/vegetable juiceextract with self-contained elect motor	158.137	2.031.340	824.319	9.129.090
8509801000	Floor polishers with self-contained electric motor	5.726	91.279	17.613	344.677
8509809000	Oth electro-mechanic domestic appliances with self-contained electric motor	10.269	232.133	48.072	2.091.227
8509901000	Part of goods of subheading 8509.80.10	816	6.052	3.546	25.005
8509902000	Part of goods of subheading 8509.40.10 or 8509.80.90	320.968	2.485.919	444.664	3.014.359
8510100000	Shavers, with self-contained electric motor	2.515	107.064	44.903	647.995
8510200000	Hair clippers, with self-contained electric motor	2.315	32.411	12.411	202.069
8510300000	Hair-removing appliances, with self-contained electric motor	0	772	0	5.236
8510900000	Parts of shavers, with self-contained electric motor	503	77.750	23.549	1.998.339
8511101000	Sparking plugs suitable for aircraft engines	481	9.003	29.746	465.366
8511109000	Other sparking plugs	61.322	938.886	840.368	7.383.870
8511200000	Ignition magnetos, magneto-dynamos, magnetic flywheels	45.918	480.329	337.010	3.215.118
8511302000	Unassembled distributors/ignition coil excluding those for aircraft engines	5.440	70.942	155.364	1.501.680
8511309000	Other distributors; ignition coils	146.503	1.373.731	2.139.207	19.379.203
8511401000	Starter motors & dual purpose starter-generators for aircraft engines	88	13.951	5.272	2.404.807
8511402000	Other unassembled starter motors	3.483	91.460	43.228	884.763
8511403000	Starter motors for vehicles of heading 87.01 to 87.05	348.389	1.432.548	1.232.877	10.591.560
8511409000	Other starter motor	215.249	1.449.541	4.119.754	24.824.758
8511501000	Other generator suitable for aircraft engines	13	1.575	379	67.490
8511502000	Other unassembled alternators	317	3.578	4.011	56.524
8511503000	Oth alternators for vehicles of heading 87.01 to 87.05	426.006	1.960.489	2.062.836	17.188.518
8511509000	Other generators	211.693	1.110.407	540.699	7.841.423
8511800000	Other equipment of electrical ignition or internal combustion engines	30.960	261.212	284.337	2.375.965
8511900010	Parts of goods for aircraft engines	77	5.174	9.169	335.204
8511900091	Contact points	5.837	108.217	146.563	2.156.602
8511900099	Other parts of electrical ignition/internal combustion engines	380.397	2.806.600	4.487.598	36.763.380
8512100000	Lighting/visual signalling equipment of a kind used on bicycles	44.216	294.026	82.019	586.889
8512201000	Lighting/visual signalling equipment for motor cars, assembled	366.368	3.843.717	5.201.181	41.240.757
8512202000	Unassembled lighting/visual signalling equipment	1.748	53.875	13.355	354.015
8512209000	Other lighting/visual signalling equipment	163.074	773.778	744.479	5.902.833
8512301000	Horns and serenes, assembled	72.059	426.752	190.870	1.747.803
8512302000	Unassembled sound signalling equipment	208	10.739	3.514	66.681
8512309000	Other sound signalling equipment :	53.072	207.672	215.513	1.601.850
8512400000	Windscreen wiper, defroster & demisters	30.032	424.982	391.466	3.912.175
8512901000	Parts of goods of subheading 8512.10	21.498	77.433	6.175	662.918
8512902000	Parts of goods of subheading 8512.208512.30./8512.40	269.508	1.443.971	2.037.816	16.671.460
8513101000	Miners helmet lamps	138	8.617	4.530	270.181
8513102000	Quarymens lamps	5.776	43.677	7.029	79.343
8513109000	Other portable electric lamps	260.039	2.055.913	1.618.336	7.502.697
8513903000	Parts of reflectors for flashlights; plastic switch	26.176	144.633	37.670	290.687
8513909000	Oth part of portable elect lamp designed to fuct by their own source of energy	64.643	1.014.451	254.722	3.012.923
8514100000	Resistance heated furnaces and ovens	19.570	292.431	104.843	4.871.148
8514202000	Oth furnace/oven function by induction manufact. of PCB/printed wiring board	85	144	2.937	6.032
8514209000	Oth furnaces/oven function by induction or dielectric loss	2.166	280.423	66.789	1.898.948
8514302000	Oth elect furnace/oven for the manufact of PCB/printed wiring board	394	3.315	3.180	47.142
8514309000	Other furnaces and ovens	26.703	510.594	212.783	4.787.455
8514400000	Oth equipment for the heat treatment of materials by induction/dielectric loss	7.622	80.262	30.809	1.562.668
8514902000	Part of industrial/laboratory electric furnaces/oven for manufact. of PCB/PWB	370	32.292	47.311	587.383
8514909000	Other parts of furnaces and ovens	10.782	1.486.043	130.802	4.854.339
8515110000	Soldering irons and guns	36.320	326.536	293.145	2.700.008
8515191000	Mach and app for soldering component on PCB/printed wiring boards	1.480	62.769	48.185	659.504
8515199000	Other brazing/soldering machines and apparatus	43.570	162.829	212.601	1.976.848
8515210000	Mach and app for resistance welding of metal fully/partly automatic	12.738	118.524	70.845	1.431.895
8515290000	Mach and app for resistance welding of metal non-automatic	49.130	686.517	277.277	2.813.171
8515310000	Mach and app for arc welding of metal fully/partly automatic	81.127	547.353	992.766	7.944.303
8515391000	AC arc welders, transformer type non-automatic	9.204	339.449	162.922	1.792.464
8515399000	Mach and app for arc welding of metal non-automatic	60.676	1.139.553	515.558	7.720.214

I.3. IMPOR MENURUT KOMODITI / IMPORT BY HS COMMODITY
*****SEPTEMBER / SEPTEMBER 2009 *****

H S	Uraian Komoditi Commodity Description	Berat Bersih / Net Weight (Kg)		Nilai / Value C.I.F (US\$)	
		Bulan ini Current Month	Kumulatif Cum.Jan. to date	Bulan ini Current Month	Kumulatif Cum.Jan. to date
8515801000	Electric mach & app for hot spraying of metals/sintered metal	1.914	4.287	12.515	124.873
8515809000	Electric mach & app not for hot spraying of metals/sintered metal	23.859	382.530	165.447	3.456.781
8515901000	Parts of AC arc welder, transformer type	8.721	69.008	137.994	834.581
8515902000	Parts of mach & app for soldering component on PCB/printed wiring boards	716	48.291	20.388	566.293
8515909000	Other parts in heading 8515	415.651	1.445.300	5.273.767	16.261.507
8516101000	Electric instantaneous/storage water heaters	45.086	940.894	133.982	4.978.444
8516103000	Electric immersion water heaters	71	18.378	171	106.220
8516210000	Storage heating radiators	0	16.588	0	51.272
8516290000	Oth electric space heating app/electric soil heating apparatus	2.509	53.139	40.284	954.989
8516310000	Hair dryers	8.066	101.495	60.832	663.390
8516320000	Other hair-dressing apparatus	13.633	262.450	52.057	940.151
8516330000	Hand-drying apparatus	645	27.129	12.086	175.022
8516401000	Electric smoothing irons of kind designed to use steam from the indust boilers	121	37.130	686	74.651
8516409000	Other electric smoothing irons	23.009	400.452	137.494	1.688.229
8516500000	Microwave ovens	42.652	347.143	212.271	1.754.206
8516601000	Rice cookers	768.601	11.222.107	3.004.171	39.918.624
8516609000	Cooking plates,boiling rings,grillers &roasters	102.465	727.079	418.819	2.772.367
8516710000	Coffee/tea makers	8.129	69.478	38.155	556.836
8516720000	Toasters	23.502	185.454	110.995	787.205
8516791000	Kettles	9.835	86.473	63.511	378.190
8516799000	Other electro-thermic appliances	60.474	811.357	272.987	3.708.821
8516801000	Elect heating resistor for type-founding/type-setting mach; for indust. furnaces	24.818	155.379	168.929	1.747.766
8516802000	Sealed hotplates for domestic appliances	7.000	25.826	16.928	185.094
8516803000	Other electric heating resistors for domestic appliances	6.503	84.680	33.268	258.439
8516809000	Other electric heating resistors not for domestic appliances	19.361	179.245	312.456	3.197.558
8516902000	Parts of goods of sub 8516.33,816.50,8516.60, 8516.71/8516.79.10	191.888	3.002.127	401.617	6.389.708
8516903000	Parts of goods of sub 8516.10	100.103	538.548	224.553	1.426.147
8516909000	Other parts of goods of sub 8516	1.042.361	8.945.758	5.091.581	43.604.156
8517110000	Line telephone sets with cordless handsets	2.515	21.994	112.819	766.703
8517120000	Telephones for cellular networks/for other wireless networks	1.044.354	6.754.941	168.435.606	1.208.705.915
8517180000	Other telephone sets	61.794	499.276	1.211.639	8.750.637
8517610010	Set top boxes which have a communication functions of base station	257	69.322	38.700	2.619.380
8517610020	Base station for radio-broadcasting	28	742	4.999	15.992
8517610090	Other base stations	45.245	1.144.375	3.076.627	137.986.568
8517621000	Radio transmitters/receivers for simult.interpretation at multilingual conference	16	3.073	1.905	967.342
8517622100	Control & adaptor units, incl. gateways,bridges and routers	26.848	315.259	1.758.834	35.158.917
8517622900	Oth unit of automatic data process mach other than those of heading 84.71	7.202	37.952	104.763	3.074.099
8517623000	Telephonic/telegraphic switching app	11.060	68.105	213.285	3.910.056
8517624100	Modems including cable modems and modem cards	25.260	350.667	1.376.336	17.439.276
8517624200	Concentrators/multiplexers	8.701	351.259	1.451.698	16.624.839
8517624910	Set top boxes which have a communi-funcof app for carrier-current line system	0	96	0	12.799
8517624990	Oth app for carrier-current line system or for digital line systems	9.387	17.371	376.724	672.270
8517625100	Wireless lans	18.623	42.281	665.954	1.773.557
8517625200	Transmission/reception app for simultaneinterpretation at multilingual conference	0	810	0	261.854
8517625300	Other transmission apparatus for radio-telephony/radio-telegraphy	19.698	786.135	5.669.642	161.249.479
8517625900	Transmission/reception app for simultaneinterpretation at multilingual conference	6.531	574.797	440.070	3.568.228
8517626100	Transmission apparatus for radio-telephony/radio-telegraphy	0	2.539	0	228.329
8517626910	Data compression tools	27	1.286	1.065	234.941
8517629000	Oth mach for the reception, conversion & transmis/regenerate of voice,images,det	93.356	1.603.538	11.603.744	102.749.117
8517691000	Portable receiver for call, alert/page & paging alert devices, including pagers	0	67	0	2.536
8517692000	Oth app. for transmission/recept voices for radio-telephony/radio-telegraphy	1.495	4.876	2.515	186.668
8517699000	Oth app. for transmission/recept voices	21.081	217.373	656.810	17.054.693
8517701000	Parts of control and adaptor units incl.gateways, bridges, routers	60.400	103.087	1.717.849	10.319.584
8517702100	Parts of cellular telephones	9.284	80.363	187.916	2.964.615
8517702900	Oth parts of transmission app, oth than radio-broadcasting/television trans app	79.606	801.781	11.170.561	85.765.857
8517703100	Other printed circuit boards, assembled for line telephony/line telegraphy	2.489	21.114	140.282	1.788.579
8517703200	Other printed circuit boards, assembled for radio-telephony/radio-telegraphy	706	9.158	39.311	952.997
8517703900	Other printed circuit boards, assembled for other	27.261	688.509	1.403.929	25.922.680
8517704000	Antennae of a kind used with apparatus for radio-telephony/radio-telegraphy	80.264	961.819	3.623.113	36.373.479
8517709100	Oth parts for line telephony or line telegraphy	11.831	115.023	1.406.024	9.816.795
8517709200	Other parts for radio-telephony or radio-telegraphy	623	23.276	149.932	5.479.628
8517709900	Other parts in subheading 85.17.70	205.722	4.911.573	31.845.378	333.756.405
8518101100	Microphones having a frequency range of 300 hz to 3.4 khz	13.325	98.197	74.902	604.332
8518101900	Oth microphones, whether/not with their stands	24.396	186.881	83.287	908.695
8518109000	Other microphones	58.861	341.982	510.478	4.623.295
8518210000	Single loudspeakers, mounted in their enclosures	426.191	4.344.171	1.628.194	14.398.684
8518220000	Multiple loudspeaker, mounted in the same enclosures	51.738	658.240	217.612	3.103.343
8518291000	Box assembly speakers	11.468	58.047	29.667	370.447
8518292000	Loudspeakers, without housing, having a freq 300 hz to 3.4 khz	4.002	108.584	14.087	264.063
8518299000	Other loudspeakers	534.808	4.431.971	2.357.821	25.533.250
8518301000	Headphones	25.030	322.016	213.657	1.717.152
8518302000	Earphones	43.352	505.643	263.351	2.316.832

I.3. IMPOR MENURUT KOMODITI / IMPORT BY HS COMMODITY
*****SEPTEMBER / SEPTEMBER 2009 *****

H S	Uraian Komoditi Commodity Description	Berat Bersih / Net Weight (Kg)		Nilai / Value C.I.F (US\$)	
		Bulan ini Current Month	Kumulatif Cum.Jan. to date	Bulan ini Current Month	Kumulatif Cum.Jan. to date
8518303100	Handsets for telephonic apparatus	1.567	14.967	37.787	154.794
8518303900	Other headphones and earphones,combined microphone/speaker sets	5.179	67.691	15.739	476.561
8518304000	Line telephone handsets	113	581	1.253	6.106
8518309000	Sets consisting of a microphone and one or more loudspeakers	38.125	143.949	186.351	1.856.562
8518401000	Audio-frequency electric amplifiers, having 6/more inputs signal lines	1.181	17.577	18.621	176.159
8518402000	Audio-frequency electric amplifier used as repeaters in line telephony	316	701	234	190.837
8518403000	Audio-frequency electric amplifier used as repeater in telephony not line tlpny	86	1.006	6.160	78.114
8518409000	Other amplifier listrik audio-frekuensi	35.197	398.603	123.311	1.923.199
8518500000	Other electric sound amplifier sets	67.098	506.446	199.244	2.014.258
8518901000	Parts of subhead 8518.10.11, 8518.29, 208518.30.40, 8518.40.20, inc print circuit	352.684	2.736.338	1.877.085	14.937.630
8518902000	Parts of goods of subheadings 8518.40.10	1.797	6.087	29.437	166.378
8518909000	Parts of goods of subheadings 8518.50.108518.50.20	516.587	5.056.391	5.095.609	34.608.473
8519200000	App operated by coins, banknotes, bankcard, token/by other mean of payment	19	460	843	8.096
8519300000	Turntables (record-decks)	1.851	2.270	26.877	31.292
8519500000	Telephone answering machines	26	830	88	2.839
8519811000	Pocket size cassette recorders, the dimensions of which < 170 x 100 x 45 mm3	0	912	0	13.013
8519812000	Cassette recorders, with amplifiers/loud-speakers, operate with ext. source-power	0	9.513	0	149.009
8519813000	Compact disc players	340.453	362.632	45.566	155.712
8519816000	Magnetic tape recorder incorp soundreproducing app, digital audio type	8.916	117.369	95.933	1.319.450
8519817000	Other sound reproducing app, cassette type	728	31.090	4.701	78.282
8519819000	Other apparatus using magnetic, optical or semi-conductor	38.999	147.136	81.553	2.616.325
8519891100	Cinematographic sound reproducers for film of a width of less than 16 mm	0	4	0	90
8519891200	Cinematographic sound reproducers for film of a width of 16 mm/more	0	5	0	123
8519892000	Record-players with/without loudspeakers	0	230	0	76.665
8519899000	Other apparatus not using magnetic, optical/semiconductor	6.312	155.438	7.596	1.133.695
8521100000	Magnetic tape-type of video recording/reproducing apparatus with video tuner	209	757	29.451	84.741
8521901100	Laser disc player for used in cinematography, television/broadcasting	0	789	0	53.575
8521901900	Other laser disc players	63.521	268.787	246.653	1.167.828
8521909100	Oth video recording for used in cinematography, television/broadcasting	22.073	258.998	133.042	1.328.792
8521909900	Oth video recording/reproducing app, whether/not incorp. a video tuner.	84.452	1.291.197	763.294	27.793.642
8522100010	Pick-up cartridges for special used in cinematography, television/broadcasting	129.530	439.841	196.296	1.896.209
8522100090	Other pick-up cartridges	164.896	348.551	234.157	1.105.638
8522901000	PCB assemblies for TV, broadcasting cinematograph sound recorder/reproducer	15.853	258.245	49.860	1.700.591
8522902000	Printed circuit boards assemblies for telephone answering machines	1.976	14.462	296.767	1.746.313
8522904000	Audio/video tape decks and compact disc mechanisms	29.806	155.550	328.984	1.996.517
8522905000	Audio/video reproduction heads, magnetic type, magnetic erasing heads and rods	7.000	27.461	161.576	500.903
8522909100	Oth parts, accessories of cinematograph sound recorders/reproducers	27.382	101.394	517.921	6.150.561
8522909200	Other parts of telephone answering machines	620	2.744	12.014	105.355
8522909300	Other parts and accessories for goods of subheading 8519.81/heading 85.21	47.487	463.538	2.652.558	22.579.141
8522909900	Other parts and accessories for goods of subheading 85.19 other than 85.19.81	317.885	2.171.793	5.471.423	71.409.115
8523211000	Cards incorporating a magnetic stripe unrecorded	724	14.555	6.852	712.904
8523212000	Cards incorporating a magnetic stripe recorded	2.044	6.086	250.749	316.628
8523291100	Magnetic tapes, of a width < 4mm for computer tapes, unrecorded	0	11.354	0	220.485
8523291200	Magnetic tapes, of a width < 4mm for video tapes, recorded	0	1.962	0	8.201
8523291910	Other magnetic tapes, of a width < 4mm unrecorded	0	70.259	0	399.017
8523291990	Other magnetic tapes, of a width < 4mm recorded	77	324	2.947	10.785
8523292100	Magnetic tapes, of a width >= 4mm, and < 6.5 mm for computer tapes, unrecorded	14.546	132.713	59.318	458.871
8523292200	Magnetic tapes, of a width >= 4mm, and < 6.5 mm for computer tapes, recorded	0	63.085	0	149.832
8523292910	Other magnetic tapes, of a width >= 4mm, and < 6.5 mm, unrecorded	651	162.708	87.535	927.073
8523292990	Other magnetic tapes, of a width >= 4mm, and < 6.5 mm, recorded	0	28	0	16.767
8523293100	Magnetic tapes, of a width >= 6.5 mm for computer tape, in pancake/jumbo, unrecor	60	6.405	2.808	296.269
8523293200	Magnetic tapes, of a width >= 6.5 mm for other computer tapes, unrecorded	77	1.166	421	28.374
8523293300	Magnetic tapes, of a width >= 6.5 mm for other, in pancake/in jumbo form, unrecordec	0	475	0	18.219
8523293910	Oth magnetic tapes, of a width >= 6.5 mm, unrecorded	101.229	669.541	399.389	2.604.960
8523293990	Oth magnetic tapes, of a width >= 6.5 mm, recorded	0	1.241	0	8.207
8523294100	Magnetic discs for reproducing phenomena other than sound/image	2	643	89	900.757
8523294200	Magnetic discs for reproducing represent of instruction, data, sound, image	0	15.108	0	1.811.209
8523294300	Other magnetic discs, unrecorded	5	253.927	1.251	1.367.592
8523294400	Other magnetic discs, recorded	0	1.164	0	42.021
8523299100	Magnetic media for computer use, unrecorded	10.094	286.998	32.659	658.918
8523299300	Magnetic media for reproducing represent of instruction, data, sound, image	29.097	109.607	710.045	2.611.839
8523299900	Other magnetic discs	34.042	160.034	279.147	1.771.102
8523401100	Discs for laser reading systems for computer use, unrecorded	121.412	262.543	672.480	1.765.277
8523401200	Discs for laser reading systems for reproducing phenomena not sound/image	0	28.295	0	268.222
8523401300	Discs for laser reading systems for reproducing sound only	1	629	10	14.760
8523401400	Discs for laser reading system for represent of instruct, data, sound, image	797	29.149	5.650.291	15.632.896
8523401900	Other discs for laser reading systems	4.242	31.771	136.234	761.736
8523409100	Optical media for computer use, unrecorded	0	16.191	0	81.929
8523409200	Optical media for reproducing phenomena not sound/image	0	27	0	153
8523409300	Optical media for laser reading systems of a kind for reproducing sound only	0	1	0	12.662
8523409400	Optical media for reproducing, represent of instruction, data, sound, image	0	10.735	0	11.105.425
8523409910	Other optical media, unrecorded	11.136	15.189	9.024	718.531

I.3. IMPOR MENURUT KOMODITI / IMPORT BY HS COMMODITY
*****SEPTEMBER / SEPTEMBER 2009 *****

H S	Uraian Komoditi Commodity Description	Berat Bersih / Net Weight (Kg)		Nilai / Value C.I.F (US\$)	
		Bulan ini Current Month	Kumulatif Cum.Jan. to date	Bulan ini Current Month	Kumulatif Cum.Jan. to date
8523409990	Other optical media, recorded	3.980	22.763	300.845	3.198.217
8523511000	Solid-state non-volatile storage devicesuitable for computer use, unrecorded	266	971	38.325	148.303
8523512000	Solid-state non-volatile storage devicesfor reproduce phenomena not sound/imag	1.866	1.866	547.086	547.086
8523513000	Solid-state non-volatile storage devicesrepresent. of instruct,data,sound,images	3	900	751	673.793
8523519010	Solid-state non-volatile storage devicesunrecorde	31	23.112	5.484	73.572
8523519090	Solid-state non-volatile storage devicesrecorded	136	1.284	15.672	224.885
8523520000	Smart cards	104.244	749.175	5.722.415	60.999.293
8523591000	Proximity cards and tags	0	7.864	0	192.286
8523592000	Other semiconductor media, suitablefor computer use, unrecorded	571	13.155	3.956	243.857
8523593000	Other semiconductor media, suitablereproducing, phenomena not sound/image	0	583	0	8.814
8523594000	Oth semiconductor media, suitable repro,represent of instruct,data,sound,image	3	5.525	27	464.585
8523599010	Other semiconductor media, unrecorded	0	143	0	530
8523599090	Other semiconductor media, recorded	0	7.008	0	138.034
8523801000	Oth disc,tapes, solid-state non-volatilestorage for computer use, unrecorded	42	4.959	50.973	1.890.119
8523802000	Oth disc,tapes, solid-state non-volatilestorage for repro, pheno not sound/image	0	1	0	400
8523803000	Oth disc,tape,solid-state non-vlil forrepro,represent of instruct,data,sound	183.447	911.442	750.504	4.012.159
8523804000	Gramophone records	22	88	36	244
8523809010	Oth discs,tapes,solid-state non-volatilestorage unrecorded	0	500	0	54.611
8523809090	Oth discs,tapes,solid-state non-volatilestorage recorded	1	26.768	50	405.065
8525500010	Transmission apparatus forradio-broadcasting	92	1.500	3.070	172.220
8525500020	Transmission apparatus for television	814	74.600	51.231	5.688.111
8525500090	Other transmission apparatus for other	1.755	17.547	131.136	2.161.168
8525600000	Transmission apparatus incorporatingreception apparatus	77	10.899	5.566	1.670.517
8525801000	Web cameras	16.121	115.531	66.049	1.910.774
8525802011	Digital still image video cameras	3.508	70.209	557.178	2.323.765
8525802019	Other digital camera	62.949	674.817	2.211.447	28.485.904
8525802020	Video camera recorders	23.981	150.281	122.684	3.280.106
8525809000	Television camera	46.901	250.542	728.220	9.159.216
8526101000	Radar app, ground base,/of a kind forincorp in civil aircraft/seagoing vessel	473	98.882	46.429	5.042.823
8526109000	Other radar apparatus	3.501	113.853	161.495	3.381.861
8526911000	Radio navigational aid app, for incorpin civil aircraft/seagoing vessel	5.987	36.862	96.490	1.464.561
8526919000	Other radio navigational aid apparatus	51.974	1.205.540	306.939	8.329.312
8526920000	Radio remote control apparatus	50.251	367.770	702.708	5.254.954
8527120000	Pocket-size radio cassette-players	104	17.446	54	70.592
8527131000	Oth app combined with sound, recordingor reproducing apparatus, portable	15.054	162.403	88.333	771.365
8527139000	Oth app combined with sound, recordingor reproducing apparatus, not portable	3.067	50.575	30.905	57.155.882
8527191100	Reception app capable of plan, manage,monitor electromagnet spectrum portable	0	498	0	12.845
8527191900	Reception app capable of plan, manage,monitor electromagnet spect not portable	3.998	39.350	40.575	326.630
8527199100	Oth radio-broadcast receiver can operatewithout extern source of power, portable	17.448	17.455	26.288	26.630
8527199900	Oth radio-broadcast receiver can operatewithout ext source of power,not portable	124	40.320	2.466	390.697
8527210000	Radio-broadcast receiver,use ext sourcepower combined with sound record app	19.200	149.100	843.581	5.299.986
8527290000	Radio-broadcast receivers,not capable ofoperate without extern source of power	15.983	176.392	661.647	16.443.817
8527911000	Oth recept app for radio-broadcast,combi-ned with sound record app. portable	0	2.406	0	36.673
8527919000	Oth recept app for radio-broadcast,combi-ned with sound record app. not portable	16.617	288.551	200.186	3.137.249
8527921000	Oth recept app for radio-broadcast, notcombined with sound record app. portable	0	11.714	0	170.450
8527929000	Oth recept app for radio-broadcast, notcombi with sound record app not portable	18.459	77.190	108.219	805.013
8527991000	Other reception app for radio-broadcast,portable	16.945	58.748	30.193	128.414
8527999000	Other reception app for radio-broadcast,not portable	16.481	51.036	30.108	110.572
8528411000	Colors cathode-ray tube monitor forused in auto data proc. system, hd 84.71	2.872.508	12.431.957	1.063.550	7.950.115
8528412000	B/w of cathode-ray tube monitor forused in auto data proc. system, hd 84.71	26.085	69.535	72.014	175.513
8528491000	Oth color cathode-ray tube monitor usedin auto data process system head. 84.71	2.529	38.350	280.292	3.133.728
8528492000	Oth b/w/monch color cathode-ray tubemonitor in auto data proc system,hd 8471	300	4.422	1.519	132.452
8528511000	Projection type flat panel display unitfor auto data process system hd 84.71	115.923	602.818	3.809.210	12.002.946
8528512000	Oth color monitor use in an auto dataprocess system head. 84.71	333.360	2.856.611	4.069.352	25.884.885
8528513000	Other b/w/monochrome monitor used inautomatich data process system hd 84.71	18	14.849	163	365.785
8528591000	Oth colors monitors use in an auto data	2.998	66.139	49.963	863.893
8528592000	Other b/w/monochrome monitors	0	7.134	0	103.077
8528611000	Flat panel display types used in auto-data processing system head. 84.71	71	2.083	4.463	21.686
8528619000	Oth projector for used in an automaticdata process system head. 84.71	2.818	30.268	153.738	930.341
8528690000	Other projectors	4.257	50.262	107.867	1.288.026
8528711000	Recept app for TV, not design to incorpvideo display,with communication funct	154	12.822	32.204	332.608
8528719000	Other recept. app for TV, not design toincorporation a video display	3.670	130.961	78.346	2.678.053
8528721000	Other color receivers, battery operated	0	5.589	0	23.904
8528729000	Other color receivers, not batteryoperated	182.578	2.355.305	4.100.711	51.008.145
8528731000	Other b/w receivers, mains operated/battery operated	0	124	0	4.657
8528739000	Other b/w receiver, not battery operated	0	30.295	0	65.342
8529102000	Parabolic aerial reflector dishes fordirect broadcast,multi-media system&part	412.794	2.339.444	1.573.892	9.837.586
8529103000	Telescope, rabbit & dipole antennae fortelevision/radio receivers	40.833	419.336	84.651	1.311.550
8529104000	Aerial filters and separators	2.749	47.335	11.434	461.218
8529106000	Feed horn (wave guide)	30.169	233.648	126.138	1.474.450
8529109200	Other aerial/reflector with transmisionapparatus for radio-broadcasting/tv	17.481	351.118	174.261	2.594.303
8529109900	Aerials&reflect.s of all kinds not forradio-telephony/radio-telegraphy	121.698	886.609	776.445	6.125.466

I.3. IMPOR MENURUT KOMODITI / IMPORT BY HS COMMODITY
*****SEPTEMBER / SEPTEMBER 2009 *****

HS	Uraian Komoditi Commodity Description	Berat Bersih / Net Weight (Kg)		Nilai / Value C.I.F (US\$)	
		Bulan ini Current Month	Kumulatif Cum.Jan. to date	Bulan ini Current Month	Kumulatif Cum.Jan. to date
8529902000	Parts of decoders suitable for use with the app of headings 85.25 to 85.28.	97.378	822.745	881.790	9.153.581
8529904000	Parts of digital cameras/video camera recorders with app of hd 85.25 to 85.28	1.068.575	3.753.199	159.505.484	510.780.993
8529905100	Other PCB, assembled for goods of subheading 8525.50/8525.60	533	33.190	11.243	262.764
8529905200	Other PCB, assembled for goods of subhd 8527.(13;19;21,29, 91 atau.99)	118.234	909.134	465.286	4.077.392
8529905300	Other PCB, assembled for flat panel display of heading 85.28	5.921	93.402	142.551	2.635.459
8529905400	Other PCB, assembled for TV receivers of heading 85.28	73.595	728.717	657.478	3.105.132
8529905500	Other PCB, assembled for goods of heading 85.28	42	22.011	40	66.155
8529905900	Other PCB	230.876	2.629.883	2.185.269	25.209.880
8529909100	Parts of TV receivers suitable for with the apparatus of hd 85.25 to 85.28	1.260.453	14.732.559	7.708.642	101.623.412
8529909400	Parts of flat panel display for use with the apparatus of hd 85.25 to 85.28	125	219.606	4.125	1.290.424
8529909900	Other parts suitable for use with the apparatus of hd 85.25 to 85.28	255.200	2.316.093	1.636.233	28.994.528
8530100000	Elect. signall, safety/traffic control equip for railways/tramways	354	39.252	27.486	1.678.724
8530800000	Elect. signall, safety/traffic control equip for road,inland waterway,park fasc	3.955	140.585	183.366	3.063.095
8530900000	Part of electrical signall, safety/traffic control equipment	1.777	41.541	43.890	723.998
8531101000	Burglar alarms	14.732	94.521	8.749	625.559
8531102000	Fire alarms	3.683	253.032	164.500	2.978.339
8531103000	Smoke alarms	8.068	55.619	51.118	463.120
8531109000	Other alarms and similar apparatus	67.004	448.715	595.190	7.047.567
8531200000	Indicator panel incorp liquid crystal devices (lcd)/light emitting diode (led)	101.457	829.729	5.511.811	34.791.406
8531801100	Door bells, buzzers and dings	9.513	40.755	86.588	270.538
8531801900	Other electric bells	1.946	23.680	25.709	474.971
8531802000	Flat panel displays(including electroluminescence, plasma and other technolog	44.574	75.388	561.544	1.055.848
8531809010	Telegraphic apparatus for ships engine rooms	97	4.383	2.796	134.810
8531809090	Other electric sound/visual signalling apparatus	20.867	98.322	182.014	1.247.224
8531901000	Parts incl, printed circuit assemblies of subheading 8531.20/8531.80.20	6.755	21.806	20.666	1.680.902
8531902000	Parts of door bells/other door sound signaling apparatus	44	1.027	328	4.991
8531909000	Other parts of electric sound/visual signaling apparatus	38.851	130.261	372.966	4.276.342
8532100000	Fixed capacitor design for use in 50/60hz circuit, reactive power >0.5 kvar	92.339	875.263	4.190.777	29.835.721
8532210000	Tantalum fixed capacitors	16.389	78.776	696.621	4.696.685
8532220000	Aluminium electrolytic fixed capacitors	139.565	1.203.629	3.610.374	30.487.239
8532230000	Ceramic dielectric, single layer of fixed capacitor	22.497	188.721	2.789.997	9.477.303
8532240000	Ceramic dielectric, multilayer	30.375	241.794	3.545.931	18.780.488
8532250000	Dielectric of paper/plastics of fixed capacitor	23.841	232.588	452.048	3.098.291
8532290000	Other fixed capacitors	161.813	1.207.700	5.852.601	23.289.077
8532300000	Variable/adjustable(pre-set) capacitors	18.268	321.497	110.843	5.430.394
8532900000	Parts of other fixed capacitors	365.045	2.712.864	12.766.618	80.936.872
8533101000	Fixed carbon resistors, composition/film types surface mounted	7.933	139.490	379.291	8.346.774
8533109000	Fixed carbon resistors, composition/film types not surface mounted	58.980	429.397	1.998.424	19.415.966
8533210000	Oth fixed resistors for a power handling capacity <= 20w	18.595	212.806	1.025.045	10.323.263
8533290000	Oth fixed resistors for a power handling capacity > 20w	54.872	380.209	3.649.700	15.217.080
8533310000	Wirewound variable resistors, rheostats, for a power handling capacity <= 20w	3.040	21.460	18.440	154.597
8533390000	Wirewound variable resistors, rheostats, for a power handling capacity > 20w	2.082	62.432	68.522	1.784.319
8533400000	Other variable resistors, including rheostats and potentiometers	26.814	242.175	2.030.796	9.831.175
8533900000	Parts of electrical resistors	61.694	462.135	2.262.579	15.131.453
8534001000	Printed circuits, single-sided	94.641	648.676	2.186.956	14.362.100
8534002000	Printed circuits, double-sided	20.823	217.103	752.965	6.969.160
8534003000	Printed circuits, multi-layer	46.088	391.992	2.012.564	15.206.354
8534009000	Oth printed circuits	270.233	2.944.018	14.801.820	117.255.953
8535100000	Fuses for voltage >1000volts	3.572	80.470	105.880	925.189
8535211000	Automatic circuit breakers for a volt < 72.5 kv, moulded case type	154	29.010	918	702.229
8535219000	Automatic circuit breakers for a volt < 72.5 kv, other than moulded case type	42.028	463.079	770.074	10.988.255
8535290000	Automatic circuit breakers for a volt >= 72.5 kv, moulded case type	11.629	188.872	240.590	8.608.326
8535301000	Isolating switches, make-&-break switch suitable for a volt > 1 kv & < 40 kv	788	43.414	37.700	422.790
8535302000	Isolating switches, make-&-break switch for voltage >= 66 kv	1.572	81.320	33.331	850.379
8535309000	Isolating switches, make-&-break switch for voltage <= 40 kv and < 66 kv	15.302	563.227	572.289	14.650.898
8535400000	Lightning arresters, voltage limiters and surge suppressors	53.509	299.774	492.445	4.824.088
8535901000	Bushing and tap changer assemblies for electricity distrib/power transformers	31.951	339.667	751.731	7.260.764
8535909000	Oth elect app. for switch/protec. elect circuits, for make connect elect circuits	363.616	3.430.187	3.202.657	29.156.985
8536101000	Thermal fuses; glass type fuses for voltage <= 1000volts	68.914	246.143	1.811.645	5.829.310
8536109000	Other fuses for voltage <= 1000 volts	83.444	742.285	1.677.544	7.415.732
8536201000	Automatic circuit breakers moulded case type for voltage <=1000volts	4.623	65.465	116.171	1.476.988
8536202000	Auto-circuit breaker for incorp into elec-thermic for voltage <=1000volts	0	3.929	0	78.893
8536209000	Other automatic circuit breakers for voltage <=1000volts	118.775	337.586	568.586	4.580.013
8536300000	Oth apparatus for protecting electrical circuits	50.222	737.286	1.074.885	11.198.269
8536410000	Relay for a voltage <= 60 volts circuits	47.189	523.679	965.915	11.195.739
8536490000	Relay for a voltage > 60 volts and <= 1000 volts	114.620	1.009.282	1.761.923	17.975.978
8536502000	Over current, residual current automatic switches for voltage <= 1000 volts	10.211	96.000	95.357	1.771.116
8536503100	High inrush switch, commutator for stoveranges, microphone switch, domestic use	692	46.187	12.130	440.346
8536503900	High inrush switch, commutator for stoverange, microphone switch, not domestic use	157.582	860.885	1.158.791	7.384.111
8536504000	Miniature switches for rice cooker/oven toasters	0	435	0	2.109
8536505000	Electronic AC switch consist of optical couple input, output circuits, elect switch	5.653	72.696	214.497	2.416.500
8536506100	Make, break switches for domestic use with rated current carry cap < 16 amps	1.526	13.823	1.443	76.630

I.3. IMPOR MENURUT KOMODITI / IMPORT BY HS COMMODITY
*****SEPTEMBER / SEPTEMBER 2009 *****

H S	Uraian Komoditi Commodity Description	Berat Bersih / Net Weight (Kg)		Nilai / Value C.I.F (US\$)	
		Bulan ini Current Month	Kumulatif Cum.Jan. to date	Bulan ini Current Month	Kumulatif Cum.Jan. to date
8536506900	Make, break switch not for domestic use with rated current carry cap < 16 amps	7.268	73.770	51.864	767.774
8536509100	Starters for elect motor, fuses, switch, fuse, suitable for use in electric fans	88.999	444.874	343.797	5.171.521
8536509910	Smoke switches	2.317	15.789	25.563	340.287
8536509990	Oth electronic AC switches for voltage < 1000 v & ac current <= 11 amps	379.243	3.225.653	4.268.579	33.332.150
8536611000	Lamp-holders of a kind for compact lamp or halogen lamps	2.292	63.269	227.891	434.489
8536619000	Lamp-holders oth than compact lamps/halogen lamps	140.244	1.087.374	192.695	2.244.017
8536691100	Telephone plugs for domestic use, rate current carrying capacity < 16 amps	2.104	203.852	54.290	2.347.505
8536691900	Telephone plugs not for domestic use, rate current carrying capacity < 16 amps	23.663	236.281	558.188	2.508.011
8536692100	Av sockets, cathode ray tube sockets for tv, radio receiv, cap < 16 amp, domestic use	9.795	19.673	17.455	36.190
8536692900	Av sockets, cathode ray tube sockets for tv, radio recv, cap < 16 amp, not domestic use	15.395	111.441	243.320	1.039.820
8536693100	Sockets, plug for co-axial cable, printed circts, domest use, radio equip, < 16 amps	717	47.416	3.335	223.106
8536693900	Sockets, plug for co-axial cable, printed circts, not domest use, radio equip, < 16 amp	91.143	435.634	452.574	16.638.906
8536699100	Other plug and sockets, domestic use, radio equip., acapacity < 16 amps	22.018	128.345	73.471	1.647.167
8536699900	Other plug & sockets, not domestic use, radio equip., acapacity < 16 amps	59.635	368.576	548.481	4.747.690
8536700000	Connectors for optical fibres, optical fibres bundles/cables	26.208	221.195	302.718	3.077.926
8536901100	Connection, contact elements for wires and cables; wafer probers	57.922	537.394	273.002	5.651.421
8536901900	Other connection, contact elements for wires and cables; wafer probers	101.298	909.000	3.939.006	48.908.043
8536902100	Junction boxes for domestic use, cap. < 16 amps, for use elect fan/radio	55.103	330.052	1.448.646	6.605.324
8536902900	Junction boxes not for domestic use, cap. < 16 amps, for use elect fan/radio	257.585	1.387.150	4.775.013	26.373.153
8536903100	Cable connectors consist of a jack plug, domestic use, < 16 amp, for elect fan/radio	17.650	181.295	386.607	3.993.560
8536903900	Cable connectors consist of a jack plug, not domestic, < 16 amp, for elect fan/radio	283.853	2.222.402	5.130.011	45.898.004
8536909100	Oth cable connect consist of jack plug, cap. < 16 amps, for use elect fan/radio	21.751	293.687	274.053	4.360.785
8536909910	Connector & socket cable for ic, printed circuit	90.797	991.855	2.134.181	21.783.882
8536909990	Other connector and socket cable	485.668	4.405.426	10.924.019	74.066.766
8537101000	Switchboards & control panels for voltage <= 1000 volt	12.704	363.719	282.289	8.713.988
8537102000	Distribution boards for use with goods of hd. 84.71.85.17.85.25 < 1000 volt	1.106	138.072	106.189	1.737.783
8537103000	Programmable logic controllers for auto-mach for trans. for voltage <= 1000 volt	2.831	81.628	1.125.097	7.910.808
8537109000	Oth board for elect control for voltage <= 1000 volt	111.332	3.169.952	1.861.684	37.805.352
8537201100	Switchboards incorp. elect instrum for break, connect/protect elect circt > 66 kv	64.874	458.746	1.479.930	29.316.879
8537201900	Switchboards incorp. elect instrum for break, connect/protect e-circt > 1000 v & > 66 kv	46.703	697.556	524.707	4.529.985
8537202100	Control panel incorp. elect instrum for break, connect/protect e-circuit > 66 kv	13.360	182.442	557.232	2.701.628
8537202900	Other control panels for a voltage > 1,000 volts	32.333	1.307.711	320.201	14.582.389
8537209000	Oth board for electric control for a voltage > 1000 volt	131.775	4.178.339	1.761.840	46.503.887
8538101100	Parts of programmable logic controllers for auto mach for trans. for <= 1000 v	8.509	61.465	66.448	767.655
8538101200	Board, panel, console, desk, cabinets of use in radio equipment, voltage <= 1000 v	970	1.412	43.028	48.025
8538101900	Oth board, panel, console, desk, cabinets of used in radio equipment, voltage <= 1000 v	42.751	366.593	176.626	4.037.435
8538102100	Parts of programmable logic control for auto-mach for trans. for voltage > 1000 v	5.248	14.151	77.105	633.980
8538102200	Board, panel, console, desk, cabinets of a used in radio equip, voltage > 1000 v	0	14	0	194
8538102900	Board, panel, console, desk, cabinets of used in radio equip, voltage > 1000 v	20.150	612.297	531.997	13.042.513
8538901100	Oth board, panel, console, desk, cabinets connect for wires, wafer prober <= 1000 v	171.147	449.666	1.229.477	5.747.012
8538901200	Parts of goods of subhd 8536.50.50, 8536.69.30, 8536.90.10 for voltage <= 1000 v	5.956	253.156	116.186	2.455.822
8538901300	Parts of goods of subheading 8537.10.20 for voltage <= 1000 volt	120	2.350	5.484	25.042
8538901900	Other parts of boards, panels consoles, for voltage <= 1000 volt	60.679	324.914	1.006.434	4.969.356
8538902100	Parts/printed circuit ass. of telephone plug connect for wires, wafer prober > 1000 v	13.781	69.745	90.816	768.870
8538902900	Other parts of boards, panels consoles, for voltage > 1000 volt	325.015	2.674.563	10.080.602	81.330.491
8539101000	Sealed beam lamp units for motor vehicles of chapter 87	69.620	392.203	252.198	2.184.813
8539109000	Other sealed beam lamp units	190.307	300.447	186.131	568.507
8539212000	Tungsten halogen for used in medical equipment	0	15.140	0	6.817.906
8539213000	Tungsten halogen for used for vehicles	109.939	303.231	371.587	3.261.713
8539214000	Other reflector lamp bulbs of tungsten halogen	88	13.895	1.504	70.753
8539219000	Oth tungsten halogen	35.998	218.976	296.339	2.164.718
8539222000	Other filament lamps, infra red, power < 200 & voltage > 100 v in medical equip	1	265	1.613	8.143
8539223000	Other reflector lamp bulbs of a power <= 200 w & for voltage > 100 volt	738	8.781	7.340	108.371
8539229000	Other filament lamps, infra red, power <= 200 w & voltage > 100 v	15.070	121.987	58.981	570.785
8539291000	Other filament lamps, excluding uvor infra-red lamps, in medical equipment	1.062	13.213	19.001	181.994
8539292000	Other filament lamps, excluding uvor infra-red lamps, for motor vehicles	95.565	670.541	1.401.513	10.404.500
8539293000	Other reflector lamp bulbs	7.489	100.651	42.549	779.303
8539294000	Flashlight bulbs; miniature indicator bulbs, rated up to 2.25 v	1.306	29.025	3.589	137.701
8539295000	Other filament lamps, capacity > 200 w & <= 300 w, voltage > 100 volts	203	7.899	2.565	98.996
8539296000	Other filament lamps, capacity < 200 w & <= 300 w, voltage <= 100 volts	4.270	11.006	17.010	140.993
8539299000	Other filament lamps, excl ultra-violet infra-red lamps	78.292	784.510	363.961	3.956.819
8539311000	Tubes for compact fluorescent lamps	83.378	506.297	238.245	3.014.822
8539319010	Tube lamps	127.001	623.234	570.361	3.852.234
8539319020	Compact fluorescent lamps	39.532	654.183	309.026	5.992.042
8539319090	Other fluorescent, hot cathode	791.761	9.154.317	6.031.401	59.297.659
8539320000	Mercury/sodium vapour lamps; metal halide lamps	14.946	255.750	318.689	3.804.565
8539391000	Tubes for compact fluorescent lamps, cold cathode types	74.999	805.368	138.105	1.572.306
8539392000	Discharge lamps for decorative and publicity purposes	4	6.205	280	22.846
8539393000	Other fluorescent cold cathode types	1.944	18.480	8.842	83.592
8539394000	Electric lamps for mtr vehicle/cycles	51.377	337.619	491.657	3.081.507
8539399000	Discharge lamps, other than uv lamps	52.377	321.196	216.040	1.562.183
8539410000	Arc lamps	112	2.596	7.830	95.575

I.3. IMPOR MENURUT KOMODITI / IMPORT BY HS COMMODITY
*****SEPTEMBER / SEPTEMBER 2009 *****

H S	Uraian Komoditi Commodity Description	Berat Bersih / Net Weight (Kg)		Nilai / Value C.I.F (US\$)	
		Bulan ini Current Month	Kumulatif Cum.Jan. to date	Bulan ini Current Month	Kumulatif Cum.Jan. to date
8539490000	Ultra-violet/infra-red lamps	5.518	119.604	74.743	1.017.293
8539901000	Part of alumi end caps for fluorescentlamps alum. screw caps for incand lamps	215.347	1.282.418	1.971.087	10.397.918
8539902000	Oth parts,for lamps of vehicles of allkinds	6.582	124.050	76.237	798.193
8539909000	Oth part of elect filament/dischargelamps including sealed beam lamp unit	192.432	3.044.141	1.588.277	14.045.604
8540100000	Color cathode-ray television picturetube incl video monitor cathode-ray tube	2.887.010	17.652.912	4.651.425	33.764.154
8540120000	B/w cathode-ray TV picture tubes,incl video monitor cathode-ray tubes	63.765	549.737	62.285	781.130
8540200000	Tv camera tubes; image converters andintensifiers; other photo-cathode tubes	13.383	27.668	94.932	186.593
8540401000	Data/graphic display tubes color foruse with articles of heading 85.25	222	4.146	16.500	693.348
8540409000	Data/graphic display tube color not foruse with articles of heading 85.25	18	1.287	2.010	187.743
8540500000	Data/graphic display tubes, black andwhite/other monochrome	832	13.343	8.668	149.830
8540600000	Other cathode-ray tubes	92	1.737	3.532	50.582
8540710000	Magnetrons of microwave tubes	19	460	310	37.933
8540720000	Klystrons of microwave tubes	0	3	0	40
8540790000	Travelling wave tube, carcinotrons exclgrid-controlled tubes of microwave tubes	9	2.958	5.704	144.064
8540810000	Receiver/amplifier valves and tubes	326	2.027	2.260	373.628
8540890000	Other valves and tubes	74	12.240	10.584	341.599
8540910000	Parts of cathode-ray tubes	371.305	666.228	1.586.961	5.235.561
8540991000	Parts of microwave tubes	0	85	0	4.322
8540999000	Other parts of thermionic, cold cathodeor photo cathode valves and tubes	49.966	88.417	120.793	399.279
8541100000	Diodes, other than photosensitive/lightemitting diodes	125.878	1.190.337	10.539.501	77.527.712
8541210000	Transistor with a dissipation rateof < 1 w	9.108	73.609	729.742	5.144.219
8541290000	Transistor with a dissipation rateof >= 1 w	94.529	747.792	4.988.704	38.938.825
8541300000	Thyristors,diacs and triacs, other thanphotosesintive devices	7.813	47.107	1.222.391	7.975.860
8541401000	Light emitting diodes	11.979	143.280	747.441	9.556.557
8541402000	Photocells, including photodiodes/photo-transistors	59.200	353.769	878.981	9.330.610
8541409000	Oth photosensitive semiconductor device,including photovoltaic cells	94.479	648.371	4.388.426	32.809.040
8541500000	Other semiconductor devices	12.003	296.089	802.489	9.800.780
8541600000	Mounted piezo-electric crystals	12.187	109.113	855.246	7.318.598
8541900000	Parts of diodes,transistors & similarsemiconductor devices	40.166	228.165	782.767	7.082.013
8542310000	Processors,controller, converter, logiccircuit, amplifier, clock timing circuit	117.591	1.013.286	17.344.681	121.785.331
8542320000	Memories of elect integrated circuits	19.651	208.558	2.718.760	15.984.082
8542330000	Amplifiers of elect integrated circuits	8.137	117.752	312.988	1.823.493
8542390000	Other electronic integrated circuits	250.253	1.673.792	53.863.321	387.770.679
8542900000	Parts of electronic integrated circuits	134.550	1.243.738	15.082.496	193.520.351
8543100000	Particle accelerators	94	7.354	3.015	171.503
8543200000	Signal generators	1.212	26.472	38.148	379.932
8543302000	Wet processing equip. for the applic.by immersion of chemical/elec.chemical	1.765	2.648	37.358	215.042
8543309000	Oth machines & app for electroplating,electrolysis/electrophoresis	26.307	636.784	1.731.939	14.258.671
8543701000	Electric fence energisers	26.127	47.583	280.025	1.007.977
8543702000	Remote control apparatus, other thanradio remote control apparatus	94.234	702.164	550.987	3.521.969
8543703000	Electrical machines with translationor dictionary functions	1.099	20.688	12.371	1.107.122
8543704000	Equip for the removal of dust particlesor elimination of electrostatic charge	418	5.418	12.785	704.619
8543705000	Integrated receiver/decoder ird fordirect broadcast multimedia systems	76.167	1.047.804	950.006	9.372.867
8543709010	Electrical mine detonators	585	11.580	189.275	393.934
8543709090	Other electrical detonators	158.572	2.089.606	1.626.651	15.053.002
8543901000	Parts of goods of subheading 8543.10/8543.20	581	16.079	106.411	440.393
8543902000	Parts of goods of subheading 8543.30.20	6.943	286.056	6.529	1.418.725
8543903000	Parts of goods of subheading 8543.70.30	0	37.323	0	394.991
8543904000	Parts of goods of subheading 8543.70.40	51	1.331	63.208	302.899
8543905000	Parts of goods of subheading 8543.70.50	29.748	59.312	69.205	136.790
8543909000	Other parts of goods of heading 8543	193.071	1.131.461	3.155.069	21.465.611
8544110010	Winding wire of copper, laquered/enamelled	257.287	1.989.044	1.959.844	14.704.205
8544110020	Winding wire of copper, cover with papertextile material/PVC	71.638	1.216.210	690.223	7.751.441
8544110030	Winding wire of copper, laquer/enamelled& cover with paper, textile material/PVC	64.728	626.536	459.152	3.807.967
8544110040	Winding wire of copper, rect cross-sect.and without connectors	17.260	591.418	122.562	4.014.026
8544110090	Other winding wire of copper	550.843	4.448.910	4.793.690	30.640.189
8544191000	Winding wire not of copper, laquered/enamelled	0	19.450	0	241.625
8544192000	Winding wire not of copperof manganese resistance wire	4.515	107.681	23.436	2.692.088
8544199000	Other winding wire not of copper	299.979	2.705.330	2.735.991	17.049.082
8544201000	Insulated cables fitted with connectors,for a voltage <=66.000volts	172.643	2.293.133	1.200.080	12.449.575
8544202000	Insulated cable not fitted withconnector for a voltage <=66.000volts	856.441	6.215.304	2.653.451	28.189.559
8544203000	Insulated cables fitted with connectorsfor a voltage >66.000volts	1.935	639.456	8.125	2.268.468
8544204000	Insulated cables not fitted withconnectors for a voltage >66.000volts	27.664	318.257	1.095.420	6.633.851
8544301000	Wiring harnesses for motor vehicles	108.146	727.733	1.195.751	9.391.872
8544309000	Oth ignition wiring sets,oth wiring setfor used in vehicles, aircraft/ships	655.752	3.315.122	5.183.882	29.729.960
8544421100	Telephone, telegraph, radio relay cables submarine, for communication, <= 80 v	3.994	99.028	71.918	1.186.232
8544421900	Other fitted with connectors for telecom-munication, voltage <= 80 v	156.175	693.576	1.177.811	11.545.036
8544422000	Fitted with connectors for telecom-munication voltage > 80 v & <= 1000 v	207.299	554.756	1.749.108	4.131.264
8544423000	Battery cables for voltage <= 1000 v	1.555	66.890	19.009	422.769
8544429000	Oth fitted with connector, for voltage<= 1000 volts	268.562	2.515.696	3.364.502	26.781.979
8544491100	Telephone,telegraph,radio relay cables submarine, not for communication, <=80 v	23.310	360.517	422.682	4.525.209
8544491900	Other fitted with connectors not for telmunication, voltage <= 80 v	62.056	855.187	419.726	5.522.854

I.3. IMPOR MENURUT KOMODITI / IMPORT BY HS COMMODITY
*****SEPTEMBER / SEPTEMBER 2009 *****

H S	Uraian Komoditi Commodity Description	Berat Bersih / Net Weight (Kg)		Nilai / Value C.I.F (US\$)	
		Bulan ini Current Month	Kumulatif Cum.Jan. to date	Bulan ini Current Month	Kumulatif Cum.Jan. to date
8544492100	Shielded wire for mnfact.of auto-wiringharnesses, not for communication, <=80 v	394.932	5.134.061	4.498.060	30.860.192
8544492900	Oth fitted with connectors, <= 80 v,not for used for telecommunications	123.239	13.789.637	928.223	7.759.522
8544493100	Telephone,telegraph,radio relay cables submarine, for communic., >80v & <=1000v	0	16.662	0	150.219
8544493900	Oth fitted with connectors for telecommunication, voltage > 80 v and < 1000 v	71.722	550.400	369.807	3.840.828
8544494000	Other fitted with connectors, > 80 v & <= 1000 v of a kind not used for telecom	219.036	1.033.843	2.039.345	9.394.727
8544601000	Other electric conductors, volt > 1 kv and <= 36 kv	243.541	816.345	1.635.998	5.445.882
8544602100	Plastic insulated elec.cable having cross sec <=400mm for 36kv < volt <=66kv	475	111.237	8.365	567.335
8544602900	Plastic insulated elec.cable having cross sec >400mm for 36kv < volt <=66kv	346.935	2.958.867	2.641.522	19.638.142
8544603000	Other electric conductors, for a voltage > 66 kv	312	838.784	9.389	8.013.155
8544701000	Optical fibre cables teleph,telegraph,radio relay cables,submarine	166.594	956.814	909.249	7.936.646
8544709000	Other optical fibre cables	24.803	418.268	219.695	4.250.961
8545110000	Electroda of a kind used for furnaces	1.835.462	8.161.311	9.362.203	37.171.830
8545190000	Electroda of a kind used not for furnace	106.737	269.915	648.364	1.536.101
8545200000	Carbon brushes for electrical purpose	31.733	290.998	618.531	4.930.754
8545900010	Battery carbons	112.894	1.265.586	473.784	4.982.071
8545900090	Lamp carbon, oth articles of graphite/oth carbon, with/without metal	45.368	202.766	183.569	2.182.101
8546100000	Electrical insulators of any material of glass	232.096	945.956	485.433	2.554.874
8546200010	Ceramic bushing for transformer	54.062	333.008	354.768	2.401.236
8546200090	Oth elect insulators of any material of ceramics	472.690	2.029.057	767.199	4.242.049
8546900000	Oth elect insulators not of glass and of ceramics	69.095	1.387.289	489.675	6.551.439
8547100000	Insulating fitting of ceramics	57.442	260.505	549.886	3.289.483
8547200000	Insulating fitting of plastics	55.048	737.807	1.442.645	14.714.689
8547901000	Elect conduit, joints therefor, of basemetal lined with insulating materials	126.584	712.263	3.808.999	30.468.830
8547909000	Oth insulating fittings for elect mach, appliances/equipment, being fittings	267.993	2.218.893	1.185.263	8.251.691
8548101100	Lead acid scrap of primary cells/battery/elect accumulators used in aircraft	0	36	0	2.120
8548102900	Other waste and scrap containing mainly iron	0	4.299	0	19.383
8548103900	Other waste, scrap containing mainly copper	0	150	0	39.082
8548109000	Other waste, scrap of primary cells, primary	24	2.195	1.101	54.853
8548901000	Image sensors contact type comprising a photo-conductive sensor element	4.457	110.267	101.407	2.232.644
8548902000	Printed circuit assemblies incl such assemblies for external connections	38.083	310.570	3.258.815	26.826.826
8548909000	Other electrical parts of mach and app, nes	17.499	558.302	831.451	16.800.851
8601100000	Rail locomotives powered from an external source of electricity	38	269.428	641	961.253
8601200000	Rail locomotives powered by electric accumulators	0	145	0	3.482
8602100000	Diesel-electric locomotives	165	160.512	11.221	3.229.564
8602900000	Locomotive tenders	8	8	600	600
8603100000	Self-propelled railway, tramway coach, van truck powered from ext. source of elect	101	2.420	1.841	30.057
8603900000	Self-propelled railway, tramway coach, van truck not power from ext source of elect	0	186	0	15.136
8604000000	Railway/tramway maintenance/service vehicles, whether/not self-propelled	88.651	177.124	187.837	1.066.105
8605000000	Railway/tramway passenger coach, not self-propelled, luggage van, post office coach	0	37.916	0	78.044
8606100000	Tank wagons and the like	4	322	2.925	12.468
8606300000	Self-discharging vans, wagons, oth than those of subheading 8606.10	0	236	0	13.787
8606910000	Railway/tramway goods vans & wagon not self-propelled covered and closed	0	556	0	3.931
8606920000	Railway/tramway goods vans & wagon not self-propelled open, removable height <=60cr	0	3.694	0	3.658
8606990000	Railway/tramway goods vans & wagon not self-propelled open, removable height > 60cr	20.181	21.999	186.147	211.835
8607110000	Driving bogies and bissel-bogies	15	14.788	883	218.672
8607120000	Other bogies and bissel-bogies	1.760	44.592	23.445	334.638
8607190000	Oth, including parts axles & wheels	247.173	3.342.621	1.751.672	19.325.931
8607210000	Air brakes and parts thereof	16.571	45.719	632.533	2.438.716
8607290000	Brakes and parts thereof other than airbrakes	37	231.823	969	522.194
8607300000	Hooks & oth coupling devices, buffers, and parts thereof	86	7.549	3.566	75.667
8607910000	Other parts of locomotives	2.616	7.697	251.321	438.475
8607990000	Other part of trolley stone	13.442	229.118	1.152.076	4.704.955
8608002000	Electromechanic equip of railway/tramway track fixtures, fitting, mechanic signal	37.086	53.393	1.050.759	1.298.427
8608009000	Non-electromech equip of railway/tramway track fixtures, fitting, mechanic signal	126	43.500	6.328	213.986
8609001000	Containers of metal design & equip for carriage by one/more modes of transport	45.333	525.810	340.883	16.803.033
8609002000	Containers of wood design & equip for carriage by one/more modes of transport	1	1	1	1
8609009000	Other containers design & equip for carriage by one/more modes of transport	16.547	580.624	148.317	2.403.233
8701101100	Pedestrian controlled tractors, power <=22.5 kw for agricultural use	3.152	71.416	2.954	351.102
8701101900	Pedestrian controlled tractors, power <=22.5 kw oth than for agricultural use	0	41.595	0	97.764
8701102100	Pedestrian controlled tractors, power > 22.5 kw for agricultural use	0	3.958	0	2.786
8701102900	Pedestrian controlled tractors, power > 22.5 kw oth than for agricultural use	0	29.717	0	103.387
8701201000	Road tractors for semi-trailers, ckd	0	18.230	0	124.000
8701209000	Road tractors for semi-trailers, not ckd	434.400	1.227.193	2.114.078	8.826.919
8701301000	Track-laying tractors of a cylinder cap <= 1100 cc	0	198.560	0	2.496.098
8701302000	Track-laying tractors of a cylinder cap > 1100 cc	0	72.070	0	677.335
8701901100	Agriculture tractors of a cylinder cap <= 1100 cc	54.130	342.785	259.504	1.635.942
8701901900	Agriculture tractors of a cylinder cap <= 1100 cc	77.879	1.138.749	458.694	6.753.999
8701909100	Other tractors of a cylinder capacity <= 1100 cc	0	3.673	0	18.111
8701909900	Other tractors of a cylinder capacity > 1100 cc	28.026	916.865	215.677	5.894.779
8702101400	Motor vehicles for the transport >=10 p, vehicle weight >= 24 t, ckd, diesel	22.925	74.890	439.207	1.215.603
8702102100	Motor vehicles for the transport >=10 p, vehicle weight < 6 t, not ckd, diesel	265.252	805.907	2.424.604	8.069.449
8702102200	Motor vehicles for the transport >=10 p, vehicle weight >=6t & <18t, not ckd, diesel	0	11.000	0	211.302

I.3. IMPOR MENURUT KOMODITI / IMPORT BY HS COMMODITY
*****SEPTEMBER / SEPTEMBER 2009 *****

H S	Uraian Komoditi Commodity Description	Berat Bersih / Net Weight (Kg)		Nilai / Value C.I.F (US\$)	
		Bulan ini Current Month	Kumulatif Cum.Jan. to date	Bulan ini Current Month	Kumulatif Cum.Jan. to date
8702102400	Motor vehicles for the transport >=10 p,vehicle weight >= 24 t, not ckd, diesel	0	131.700	0	78.969
8702909910	Other motor vehicle, non diesel,>= 10 pa gross vehicle weight < 5 tons, not ckd	0	3.027	0	33.000
8702909920	Other motor vehicle, non diesel,>= 10 pvhcl weight >= 5 tons & < 24 t, not ckd	0	5.821	0	41.100
8703101000	Golf cars, including golf buggies	7.614	55.238	3.005	391.779
8703109000	Vehicles specially designed for travel on snow and similar vehicles	0	4.284	0	122.463
8703211000	Go-karts, cylinder capacity <= 1,000 cc,internal combust recipro piston engine	0	14.510	0	34.319
8703212190	Other motor cars, <= 1,000 cc, ckd,internal combust recipro piston engine	0	3.500	0	34.200
8703212910	Sedan/station wagons, <=1,000 cc,not ckd,internal combust recipro piston engine	0	5.340	0	62.682
8703212990	Other motor cars, <= 1,000 cc, not ckd,internal combust recipro piston engine	0	2.990	0	34.741
8703219000	Other vehicles, <= 1,000 cc, not ckd,internal combust recipro piston engine	0	627	0	3.201
8703221190	Other motor cars, 1,000-1500 cc, ckd,internal combust recipro piston engine	0	328.242	0	1.387.492
8703221910	Sedan/station wagon,1,000-1500cc,not ckd,internal combust recipro piston engine	1.368.211	8.072.648	12.462.020	69.732.576
8703221990	Oth motor cars, 1,000-1500 cc, not ckd,internal combust recipro piston engine	1.343.329	7.353.929	11.701.137	58.257.333
8703229000	Other vehicles, 1,000-1500 cc, not ckd,internal combust recipro piston engine	0	2.114	0	9.368
8703231000	Ambulances, 1500-3000 cc intern combustreciprocating piston engine	0	75.218	0	282.632
8703234190	Other motor cars, 1500-1800 cc, ckd,internal combust recipro piston engine	0	2.500	0	6.879
8703234290	Other motor cars, 1800-2000 cc, ckd,internal combust recipro piston engine	223.699	1.665.629	1.516.319	11.269.780
8703234390	Other motor cars, 2000-2500 cc, ckd,internal combust recipro piston engine	252.603	776.420	2.088.323	6.479.537
8703235110	Sedan/station wagons, 1500-1800 cc, not,internal combust recipro piston engine	394.034	2.466.439	4.690.879	27.411.081
8703235190	Other motor cars, 1500-1800 cc, not ckd,internal combust recipro piston engine	161.199	657.481	1.204.714	5.376.164
8703235210	Sedan/station wagons, 1800-2000 cc, not,internal combust recipro piston engine	87.108	1.139.895	1.094.648	12.229.738
8703235291	Oth motor car,1800-2000 cc, (4x2) system,not ckd,int combust recipro pist engine	5.710	63.598	48.699	586.065
8703235292	Oth motor car,1800-2000 cc, (4x4) system,not ckd,int combust recipro pist engine	1.895	22.413	37.547	354.024
8703235310	Sedan/station wagon,2000-2500cc,not ckd,internal combust recipro piston engine	632.746	1.672.162	8.596.590	21.214.725
8703235391	Oth motor car,2000-2500cc, (4x2) system,not ckd,int combust recipro pist engine	749.027	5.039.558	8.546.282	55.077.493
8703235392	Oth motor car,2000-2500cc, (4x4) system,not ckd,int combust recipro pist engine	12.800	115.320	150.544	1.254.915
8703235410	Sedan/station wagon,2500-3000cc,not ckd,internal combust recipro piston engine	166.749	539.889	2.405.917	8.894.173
8703235491	Oth motor car,2500-3000cc, (4x2) system,not ckd,int combust recipro pist engine	0	48.819	0	798.733
8703235492	Oth motor car,2500-3000cc, (4x4) system,not ckd,int combust recipro pist engine	40.296	181.568	755.182	3.059.376
8703239320	Oth vehicle, 2000-2500 cc, (4x4) system,not ckd,int combust recipro pist engine	2.907	7.737	55.152	136.774
8703239420	Oth vehicle, 2500-3000 cc, (4x4) system,not ckd,int combust recipro pist engine	0	4.400	0	29.820
8703241000	Ambulances, cylinder capacity > 3000 cc,internal combust recipro piston engine	0	6.600	0	125.885
8703245010	Sedan/station wagons, > 3000 cc,not ckd,internal combust recipro piston engine	44.070	515.496	1.028.099	12.497.941
8703245091	Oth motor cars, > 3000 cc, (4x2) system,not ckd,int combust recipro pist engine	70.046	204.925	972.260	2.850.510
8703245092	Oth motor cars, > 3000 cc, (4x4) system,not ckd,int combust recipro pist engine	167.087	1.391.038	2.127.311	20.120.741
8703311010	Sedan/station wagon, <= 1500 cc, ckddiesel	0	2.176	0	1.612
8703311090	Other motor cars,<= 1500 cc, ckd, diesel	3.735	3.735	2.508	2.508
8703312000	Other motor cars, <= 1500 cc, not ckd,diesel	0	3.740	0	1.920
8703319000	Other vehicles, <= 1500 cc, not ckd,diesel	54.409	80.652	331.833	442.432
8703325100	Sedan/station wagon,1500-2000cc,not ckd,diesel	29.952	1.364.361	263.136	10.505.289
8703325900	Other motor cars, 1500-2000 cc, not ckd,diesel	194.500	2.261.861	1.776.500	19.543.339
8703329900	Other vehicles, 2000-2500 cc, not ckd,diesel	366.009	1.449.964	2.961.535	12.261.997
8703334190	Other motor cars, 2500-3000 cc, ckd,diesel	0	7.071	0	122.000
8703335100	Other motor cars, 2500-3000 cc, not ckd,diesel	2.126	26.602	30.775	341.631
8703335200	Other motor cars, > 3000 cc, not ckd,diesel	35.233	165.025	528.564	2.782.482
8703339000	Other vehicles, > 2500 cc, not ckd,diesel	0	10.398	0	209.660
8703905400	Other motor car, > 2500 cc, not ckd	0	2.695	0	78.078
8703909000	Other vehicles, not ckd	0	2.950	0	91.168
8704101200	Damper designed for off highway, <=24 tnot ckd	0	3.700	0	9.726
8704102100	Damper designed for off highway, >24 t,ckd	82.400	7.342.482	933.429	124.937.176
8704102200	Damper designed for off highway, > 24 tnot ckd	2.682.999	28.499.317	27.294.458	311.582.807
8704211900	Other vans, <= 5 t, ckd, diesel	8.080	18.137	20.000	853.179
8704212900	Other vans, <= 5 t, not ckd, diesel	1.693.781	12.309.294	13.905.079	93.256.013
8704222900	Other vans, 5-6 t, not ckd, diesel	0	12.114	0	84.163
8704222911	Other vans, 6-10 t, ckd, diesel	0	2.052.569	0	12.377.820
8704222919	Other vans, 6-10 t, not ckd, diesel	0	2.826	0	4.809
8704224300	Tanker vehicles, 10-20 t, not ckd,diesel	0	53.698	0	53.064
8704224900	Other vans, 10-20 t, not ckd, diesel	0	1.790	0	1.769
8704232900	Other vans, 20-24 t, not ckd, diesel	0	615.300	0	608.025
8704233900	Other vans, > 24 t, ckd, diesel	9.549	36.229	27.038	268.363
8704234900	Other vans, > 24 t, not ckd, diesel	91.466	2.768.027	941.878	19.777.985
8704312900	Other vans, <= 5 t, not ckd,internal combustion piston engine	654.725	3.206.056	3.735.503	17.150.180
8704322300	Tanker vehicles, 5-6 t, not ckd,internalcombustion piston engine	0	7.500	0	28.775
8704328900	Other vans, > 24 t, not ckd, internalcombustion piston engine	0	14.000	0	81.421
8704901000	Motor vehicles for the transport of good, ckd	52.785	172.389	309.102	1.087.882
8704909000	Motor vehicles for the transport of good, not ckd	0	9.552	0	128.000
8705100000	Crane lorries	216.737	1.247.545	604.581	3.846.754
8705200000	Mobile drilling derricks	0	41.048	0	87.094
8705300000	Fire fighting vehicles	0	817.609	0	17.223.860
8705400000	Concrete-mixer lorries	65.000	450.034	249.500	823.596
8705905000	Street clean vhcl, incl cesspit emptiermobile clinic;spray lorries of all kinds	9.000	1.034.791	153.125	1.345.020
8705909000	Other special purpose motor vehicles	426.724	1.792.821	1.353.177	25.645.441

I.3. IMPOR MENURUT KOMODITI / IMPORT BY HS COMMODITY
*****SEPTEMBER / SEPTEMBER 2009 *****

H S	Uraian Komoditi Commodity Description	Berat Bersih / Net Weight (Kg)		Nilai / Value C.I.F (US\$)	
		Bulan ini Current Month	Kumulatif Cum.Jan. to date	Bulan ini Current Month	Kumulatif Cum.Jan. to date
8706001100	Chasis fitted with engines for agri.tractors of subhd 8701.10/8701.90	0	1.000	0	5.180
8706001900	Oth chasis fitted with engines for vhclsof heading 8701	0	72.166	0	65.359
8706002000	Chasis fitted with engines for vehiclesof heading 8702	0	116.206	0	271.362
8706003000	Chasis fitted with engines for vehiclesof heading 8703	0	5.505	0	89.720
8706004000	Chasis fitted with engines for vehiclesof heading 8704	0	158.558	0	2.999.775
8706005000	Chasis fitted with engines for vehiclesof heading 8705	0	52.135	0	339.502
8707100000	Bodies for the vehicles of heading 8703	2	95.729	16	465.308
8707901000	Bodies for the vehicles of heading 8701	0	5.017	0	41.290
8707903000	Bodies for the vehicles of heading 8705	0	34.124	0	109.841
8707909000	Bodies for the vehicles of heading 8702,8704	65.044	817.698	783.790	6.663.290
8708101000	Bumper & parts for vehicles heading 8701	919	314.910	2.306	5.763.758
8708109000	Bumper & parts for vehicles heading 8702;8703;8704; 8705	136.535	1.061.530	1.454.193	10.853.639
8708211000	Safety seat belt for vehicles 8701	378	1.125	3.465	15.274
8708219000	Safety seat belt for vehicles 8702; 8703; 8704; 8705	48.450	393.730	263.648	3.106.051
8708291100	Component of door trim assembly for hd8701	883	10.718	23.038	138.546
8708291200	Component of door trim assembly for hd8703	32.264	446.112	401.555	4.056.163
8708291300	Component of door trim assembly for hd8705/subheading 8704.10	16.931	154.194	95.728	1.065.914
8708291900	Component of door trim assembly for hd8702 & 8704 (exlcuding 8704.10)	46.360	450.822	190.312	2.144.127
8708292000	Parts of safety seat belts of heading8701-8705	87.247	575.350	614.318	3.997.006
8708299100	Oth part, access of bodies for agricul.tractors of subhead 8701.10/8701.90	571	3.710	5.917	32.602
8708299200	Oth part, access of bodies for agricul.vehicles of heading 8701	196	3.213	2.975	30.897
8708299300	Oth part, access of bodies for agricul.of heading 8703	648.693	3.964.112	5.748.393	32.788.868
8708299900	Oth part, access of bodies for agricul.of heading 8702; 8704; 8705	901.978	2.507.961	1.220.173	13.033.480
8708301000	Brakes,servo-brakes; parts thereof forvehicles of heading 87.01	9.182	102.035	84.107	984.518
8708302000	Brakes,servo-brakes; parts thereof forvehicles of heading 87.03	194.204	2.262.983	2.845.130	26.607.053
8708309000	Brakes,servo-brakes; parts thereof forvehicles of heading 8702; 8704; 8705	263.967	3.515.531	1.634.661	16.511.744
8708401100	Gear boxes, unassembled for vehicles ofheading 87.03	191.464	997.911	3.536.445	18.064.897
8708401200	Gear boxes, unassembled for vehicles ofsubheading 8704.10/heading 8705	140	10.317	4.131	226.749
8708401900	Gear boxes, unassembled for vehicles ofhead 8701-8702 & 8704 (exlc 8704.10)	2.199.734	3.097.471	465.292	9.225.618
8708402100	Gear boxes, assembled for agri tractorsof subheading 8701.10/8701.90	0	443	0	9.573
8708402200	Gear boxes, assembled for oth vehicle ofheading 87.01	8.212	17.535	166.738	278.164
8708402300	Gear boxes, assembled for vehicle of hd87.03	64.144	429.092	823.127	5.065.903
8708402400	Gear boxes, assembled for vehicle ofsubheading 8704.10/heading 8705	7.523	14.600	13.135	174.521
8708402900	Gear boxes, assembled for vehicles ofheading 8702 & 8704 (exlcuding 8704.10)	5.907	462.967	161.617	2.442.957
8708409000	Parts of gear boxes	40.650	521.857	373.527	3.099.222
8708501100	Drive-axes with differential, unassablfor vehicles of heading 87.03	190.567	1.854.121	3.240.459	29.797.882
8708501200	Drive-axes with differential, unassablfor vhcl of subhead 8704.10/head 8705	1.781	134.487	45.248	575.578
8708501900	Drive-axes with differential, unassablfor vhcl hd 8701-8702&8704(exlc 8704.10)	135.415	779.213	199.466	3.554.982
8708502100	Drive-axes with differential, assabledfor agri tractor of subhd 870110,870190	0	65.124	0	107.180
8708502200	Drive-axes with differential, assabledfor other vehicles of heading 87.01	4.268	28.477	77.474	426.052
8708502300	Drive-axes with differential, assabledfor vehicles of heading 87.03	112.171	1.158.262	774.520	8.883.791
8708502400	Drive-axes with differential, assabledfor vhcl of subhd 8704.10/hd 87.05	12.326	162.119	207.535	2.335.154
8708502900	Drive-axes with differential, assabledfor vhcl of hd 8702,8704 (exlc 8704.10)	156.731	1.554.131	1.007.127	10.481.506
8708509000	Parts of drive-axes with differential,non-driving, axles	70.332	555.407	285.286	2.579.570
8708701100	Wheel centre discs and caps for agritractors of subheading 8701.10/8701.90	1.908	163.196	7.837	294.124
8708701200	Wheel centre disc & cap for oth vehicleof heading 87.01	5.639	55.921	9.523	282.700
8708701300	Wheel centre disc & cap for oth vehicleof heading 87.03	135.067	2.493.699	532.398	5.487.834
8708701400	Wheel centre disc & cap for oth vehicleof subheading 8704.10/heading 87.05	74.621	429.982	186.263	1.498.641
8708701900	Wheel centre disc & cap for oth vehicleof heading 8702 & 8704 (exlc 8704.10)	658.044	3.187.109	804.208	5.269.213
8708709100	Other road wheel for agri tractors ofsubheading 8701.10/8701.90	13.098	17.178	7.851	55.659
8708709200	Other road wheel for oth vehicles of hd87.01	0	200	0	1.878
8708709300	Other road wheel for vehicles of head87.03	32.430	248.229	178.841	1.591.982
8708709400	Other road wheel for vehicles of subhd8704.10/heading 87.05	48.649	243.556	237.758	1.363.181
8708709900	Other road wheel for vehicles of head8702 & 8704 (exlcuding 8704.10)	199.740	1.630.362	364.823	2.880.677
8708801100	Suspension systems for agri tractors ofsubheading 8701.10/8701.90	1.092	6.056	19.501	83.248
8708801200	Suspension systems for oth vehicles ofheading 87.01	1.614	22.587	14.365	324.010
8708801300	Suspension systems for vehicles of head87.03	7.255	233.226	107.436	967.955
8708801400	Suspension systems for vehicle of sebhd8704.10/heading 87.05	14.802	54.562	242.745	752.217
8708801900	Suspension systems for vehicle of sebhd8702 & 8704 (exlcuding 8704.10)	113.761	723.805	271.102	1.793.742
8708809000	Parts of suspension systems (incl shock-absorbers)	392.518	2.239.327	1.850.528	15.846.730
8708911100	Radiators systems for agri tractors ofsubheading 8701.10/8701.90	977	9.879	492	47.790
8708911200	Radiators for other vehicles of heading87.01	387	10.283	16.007	349.279
8708911300	Radiators for vehicles of heading 87.03	14.689	107.831	135.540	974.753
8708911400	Radiators for vehicles of subhd 8704.10or heading 87.05	11.755	67.056	206.873	903.830
8708911900	Radiators for vehicles of heading 87.02,8704 (exlcuding 8704.10)	31.200	445.633	170.352	2.912.031
8708919000	Parts of radiator	93.657	939.035	1.125.929	9.276.559
8708921000	Silencers (mufflers),exhaust pipe; partsfor vehicles of heading 87.01	114	1.796	852	34.854
8708922000	Silencers (mufflers),exhaust pipe; partsfor vehicles of heading 87.03	224.472	4.246.348	2.375.842	21.724.242
8708923000	Silencers (mufflers),exhaust pipe; partsfor vhcl of subhd 8704.10/head 87.05	284	3.575	10.903	54.790
8708929000	Silencers (mufflers),exhaust pipe; partsfor vhcl of hd 8702,8704 (exlc 8704.10)	80.914	724.157	578.312	6.231.925
8708931000	Clutches and parts thereof for agritractors of subhd 8701.10/8701.90	77	28.941	1.176	457.438
8708932000	Clutches, parts thereof for oth vehicleof heading 87.01	2.033	10.332	18.706	82.122

I.3. IMPOR MENURUT KOMODITI / IMPORT BY HS COMMODITY
*****SEPTEMBER / SEPTEMBER 2009 *****

H S	Uraian Komoditi Commodity Description	Berat Bersih / Net Weight (Kg)		Nilai / Value C.I.F (US\$)	
		Bulan ini Current Month	Kumulatif Cum.Jan. to date	Bulan ini Current Month	Kumulatif Cum.Jan. to date
8708933000	Clutches, parts thereof for oth vehicleof heading 87.03	205.378	1.551.957	3.289.337	19.253.324
8708934000	Clutches, parts thereof for vehicles ofsubheading 8704.10/heading 87.05	1.769	15.757	38.066	300.086
8708939000	Clutches, parts thereof for vehicles ofheading 8702 & 8704 (exlcuding 8704.10)	102.318	1.486.812	785.652	8.122.023
8708941000	Steering wheels with airbag assemblies	1.288	57.520	18.847	322.316
8708949100	Oth steering wheels, columns,boxes foragri. tractors of subhd 8701.10,8701.90	5.006	5.360	17.999	25.684
8708949200	Oth steering wheels, columns,boxes forother vehicles of heading 87.01	202	2.648	9.365	79.935
8708949300	Oth steering wheels, columns,boxes forvehicles of subheading 87.03	267.892	2.758.493	3.536.038	36.658.596
8708949900	Oth steering wheels, columns,boxes forfor vehicles of head 8702, 8704, 8705	31.129	448.078	294.938	3.302.752
8708951000	Safety airbags with inflater system	17.394	512.402	326.297	4.135.418
8708959000	Parts of safety airbags with inflaterssystem	277	32.610	39.170	246.941
8708991100	Unassembled fuel tank;engine bracket forvehicles of heading 87.01	12.557	586.247	24.888	5.684.562
8708991200	Unassembled fuel tank;engine bracket forvehicles of heading 87.03	104.004	648.925	988.027	6.136.917
8708991900	Unassembled fuel tank;engine bracket forvehicles of head 87.02; 87.04; 8705	320.383	821.545	408.927	3.995.512
8708999100	Other parts and accesories for agritractors of subhd 8701.10/8701.90	5.428	213.002	11.178	1.671.726
8708999200	Other parts,acces for other vehicles ofheading 87.01	316	3.480	809	27.541
8708999300	Other parts,acces for other vehicles ofheading 87.03	699.713	11.657.204	4.874.768	98.851.590
8708999900	Other parts,acces for other vehicles ofheading 87.02, 8704, 8705	4.594.829	26.766.145	20.608.408	182.225.076
8709110000	Electrical vehicles	0	3.873	0	67.564
8709190000	Non elect work truck,self-propelled,notfitted with lift/handl equip,in factory	51.952	174.507	599.672	1.665.897
8709900000	Part of work trucks,self-propelled, notfitted with lift/handl equip, in factory	5.279	103.831	52.849	735.660
8710000000	Tanks, other armoured fighting vehicles,motorised, with weapons/not, & parts	77.338	426.309	5.497.109	25.089.705
8711101100	Motorcycle,incl moped,scooters, recipoint combust piston engine < 50 cc, ckd	350	29.838	2.789	93.144
8711101900	Other motorcycles, reciprocatinginternal piston engine < 50 cc, ckd	0	37.056	0	45.182
8711109100	Motorcycle,incl moped,scooters, recipoint combust piston engine <50 cc,not ckd	0	36.910	0	48.510
8711109900	Other motorcycles, recipro int pistonengine < 50 cc, not ckd	107	22.281	352	39.172
8711201090	Motocross motorcycles, with recipro intcombust pist engine, 50-250 cc, not ckd	3.840	50.938	87.798	757.148
8711202100	Motorcycles, scooters, with recipro intcombust piston engine, 50 -125 cc, ckd	0	19.436	0	41.007
8711202200	Motorcycles, scooters, with recipro intcombust piston engine, 125 -150 cc, ckd	0	14.680	0	42.131
8711202300	Motorcycles, scooters, with recipro intcombust piston engine, 150 -200 cc, ckd	53.600	812.726	352.800	3.066.107
8711202400	Motorcycles, scooters, with recipro intcombust piston engine, 200 -250 cc, ckd	0	11.209	0	66.457
8711203000	Other motorcycles, recipro int pistonengine, 50 -250 cc, ckd	8.518	42.512	11.477	59.987
8711204100	Motorcycles, scooters, with recipro intcombust piston engine, 50-125 cc,not ckd	859	205.161	13.390	1.192.186
8711204200	Motorcycles, scooters, with recipro intcombust piston engine, 125-150cc,not ckd	3.680	119.910	44.640	1.370.544
8711204300	Motorcycles, scooters, with recipro intcombust piston engine, 150-200cc,not ckd	121.174	717.669	971.167	5.882.437
8711204400	Motorcycles, scooters, with recipro intcombust piston engine, 200-250cc,not ckd	29.253	1.314.957	453.805	16.679.570
8711301090	Motocross motorcycles, with recipro intcombust pist engine, 250-500 cc, not ckd	0	5.907	0	381.756
8711302090	3-wheeled light vehicle, recipro intcombust pist engine,<356cc,350kg,not ckd	180	180	1.093	1.093
8711309000	Other motorcycles, recipro int pistonengine, 250 -500 cc, not ckd	0	1.515	0	45.808
8711401090	Motocross motorcycles, with recipro intcombust pist engine, 500-800 cc, not ckd	0	3.111	0	52.800
8711409000	Other motorcycles, recipro int pistonengine, 500 -800 cc, not ckd	3	11.463	75	266.041
8711509000	Other motorcycles, recipro int pistonengine, > 800 cc, not ckd	2.256	8.857	37.290	286.562
8711905000	Other motorcycles, ckd	0	8.499	0	41.990
8711909000	Other motorcycles, not ckd	436	15.072	12.021	77.592
8712001000	Racing bicycles	288	93.498	550	133.528
8712002000	Bicycles designed to be ridden bychildren	1.335.209	10.187.135	991.287	7.110.099
8712003000	Other bicycles	385.131	2.033.309	210.873	1.597.940
8712009000	Other cycles	617.650	4.546.417	617.426	6.645.145
8713100000	Carriages for disabled persons, notmechanically propelled	42.806	219.329	99.651	557.429
8713900000	Carriages for disabled persons,mechanically propelled	63.131	191.286	137.065	439.704
8714110000	Saddles of motorcycles (incl. mopeds)	6.120	61.327	60.062	367.711
8714190010	Clutch assembly of motorcycles(incl. mopeds)	175.182	1.640.578	2.238.960	20.365.647
8714190020	Gear assembly of motorcycles(incl. mopeds)	723.220	2.840.704	4.187.202	15.201.594
8714190030	Spokes/nipples of motorcycles(incl. mopeds)	1.017.793	16.594.965	5.930.230	134.173.194
8714190040	Oth part & acces, for motorcycles ofsubheading, 8711.10, 8711.20/8711.90	1.298.596	2.695.025	4.406.616	10.591.614
8714190090	Oth part & acces, for motorcycles ofsubheading, 8711.30, 8711.40/8711.50	893.228	10.732.803	4.118.441	51.267.120
8714201900	Castors of a dia(incl. tyres) > 250 mmthat the wheel width > 30 mm	1.166	10.415	10.725	58.729
8714209000	Other parts of carriages for disabledpersons	329	34.947	1.153	91.505
8714911000	Frames & forks for bicycles of subhead8712.00.20	179.828	528.144	193.486	692.128
8714919000	Oth parts of forks	304.286	2.230.547	1.910.645	9.192.754
8714921000	Wheel rims and spokes for bicycles ofsubheading 8712.00.20	28.503	129.843	29.999	172.663
8714929000	Other wheel rims and spokes	210.755	1.735.023	843.615	5.517.925
8714931000	Hubs,(exlc coaster brake hub, hub brake,free/sprocket-wheel), bicycle 8712.00.20	9.551	114.343	27.473	223.975
8714939000	Oth hub, (exlc coaster braking hub, hubbrake, free/sprocket-wheel)	128.282	1.027.557	358.798	3.211.199
8714941000	Brakes,(incl coast brake hub,hub brake)for bicycles of subheading 8712.00.20	71.485	299.338	56.888	289.386
8714949000	Oth brakes, (incl coaster braking hubs,hub brakes)	250.351	1.786.520	672.888	8.493.564
8714951000	Saddles for bicycles of subhd 8712.00.20	33.560	133.264	21.091	111.021
8714959000	Other saddles	85.288	824.780	212.534	1.595.714
8714961000	Pedals and crank-gear,& parts thrf orbicycles of subheading 8712.00.20	9.490	85.732	7.005	48.424
8714969000	Other pedals and crank-gear,& parts thrf	135.759	1.131.423	417.194	3.227.734
8714991000	Parts & accessories of bicycle of subhd8712.00.20	893.625	3.765.344	6.111.090	26.498.496
8714999000	Parts & accessories of vehicle of head87.11 to 87.13. (exlc. 8712.00.20)	826.482	8.299.583	2.214.055	29.377.670
8715000000	Baby carriages, trailers, semi-trailers,oth vhcl, not mechanically propel;& part	88.399	1.372.589	150.493	2.836.672

I.3. IMPOR MENURUT KOMODITI / IMPORT BY HS COMMODITY
*****SEPTEMBER / SEPTEMBER 2009 *****

H S	Uraian Komoditi Commodity Description	Berat Bersih / Net Weight (Kg)		Nilai / Value C.I.F (US\$)	
		Bulan ini Current Month	Kumulatif Cum.Jan. to date	Bulan ini Current Month	Kumulatif Cum.Jan. to date
8716100000	Trailers & semi-trailers of the caravantype, for housing/camping	0	1	0	2
8716200000	Self-loading/self-unloading trailers &semi-trailers for agricultural purposes	0	3.151	0	20.037
8716310000	Tanker trailers,tanker semi-trailers forthe transport of goods	36.750	323.839	438.558	1.652.124
8716394000	Agricultural trailers and semi-trailers	0	456.639	0	2.130.119
8716399000	Other trailers and semi-trailers for thetransport of goods	0	687.722	0	3.663.133
8716400000	Other trailers and semi-trailers	55.735	1.281.686	44.398	2.181.973
8716801000	Cart,wagon,sack truck,hand trolleys &similar hand-propelled vhcl used in fact	19.030	250.494	40.973	603.231
8716802000	Wheelbarrows a kind used in factory/workshops	119.541	347.441	100.576	308.467
8716809000	Oth vehicles, not mechanically propelled	41.665	405.657	140.443	1.472.863
8716901100	Wheels for trailers and semi-trailers	240.681	1.142.653	378.563	1.578.296
8716901300	Other parts for goods of subheading8716.20	1.342	137.945	27.954	338.154
8716901900	Other parts for trailers, semi-trailers	80.381	1.235.752	224.872	5.591.688
8716909100	Parts for goods of subhead 8716.80.10or 8716.80.20	62.007	280.901	80.525	371.858
8716909900	Other parts for other vehicles	104.631	1.075.994	193.662	2.469.026
8801000000	Balloon,dirigibles,glider, hang glidersand other non-powered aircraft.	1	93	8	17.652
8802100000	Helicopters of an unladen weight <=2,000 kg	0	2.420	0	12.974.274
8802120000	Helicopters of an unladen weight >2,000 kg	2.300	5.209	400.000	4.727.682
8802201000	Aeroplanes of an unladen weight<= 2,000 kg	11.670	56.670	1.381.875	3.944.625
8802209000	Other aircraft of an unladen weight,<= 2,000 kg	0	4.160	0	1.521.165
8802301000	Aeroplane of an unladen weight >2,000 kgand <= 15,000 kg	5.579	57.238	10.833.000	50.397.355
8802401000	Aeroplanes of an unladen weight> 15,000 kg	200.510	4.661.140	84.068.022	2.072.946.363
8802600000	Spacecraft (including satellites) andsuborbital, spacecraft launch vehicles	0	15.023	0	857.414
8803100000	Propellers, rotors, parts thereof ofheading 88.01/88.02.	149	59.683	30.331	2.858.910
8803200000	Under-carriages, parts thereof heading88.01/88.02.	52	8.201	10.184	471.671
8803300000	Other parts of aeroplanes/helicoptersheading 88.01/88.02.	32.663	246.518	2.012.461	50.978.791
8803901000	Parts of telecommunication satellites	5.000	38.984	71.375	759.325
8803902000	Parts of balloons, gliders/kites	0	102	0	8.099
8803909000	Other parts of goods of heading 88.01or 88.02	3.550	38.412	6.323.934	22.409.324
8804000000	Parachutes (incl dirigitable parachutes,paragliders)&rotocutes,parts,acces thrf	300	12.210	114.967	451.332
8805100000	Aircraft launching gear, part thereof,deck arrestor/similar gear, part thereof	2.864	4.846	27.798	63.415
8805291000	Ground flying trainers	0	88	0	3.335
8805299000	Parts of ground flying trainers	0	6.104	0	257.007
8901101000	Cruise ships,excursion boats,ferry-boats of gross tonnage <= 26 ton	0	69	0	893
8901102000	Cruise ships,excursion boats,ferry-boats of gross tonnage>26 but<=250ton	110.000	2.050.440	3.465.000	3.943.734
8901103000	Cruise ships,excursion boats,ferry-boats of gross weight>250 but<=500ton	1.053.000	5.426.000	910.000	18.685.760
8901106000	Cruise ships,excursion boats,ferry-boats of gross tonnage > 5000 ton	13.648.000	21.809.000	5.150.000	18.918.500
8901205000	Tankers of gross tonnage > 4000 but<= 5000 ton	0	10.215.000	0	18.511.593
8901206000	Tankers of gross tonnage > 5000 ton	689.000	71.164.000	436.160	93.843.593
8901305000	Refrigerated vessels, oth than tankersof gross tonnage>4000but<=5000ton	0	699.332	0	262.812
8901306000	Refrigerated vessels, oth than tankersof gross tonnage > 5000 ton	0	1.122.870	0	8.900.000
8901901100	Other vessels, not motorised of grosstonnage <= 26 ton	51.271	51.271	9.000	9.000
8901901200	Other vessels, not motorised of grosstonnage > 26 but <= 250 ton	139.000	6.395.278	47.032	50.228.176
8901901400	Other vessels, not motorised of grosstonnage > 500 ton	3.225.000	143.488.266	11.319.538	226.165.657
8901902100	Other vessels, motorised of grosstonnage <= 26 ton	0	47.270	0	519.189
8901902200	Other vessels, motorised of grosstonnage > 26 but <= 250 ton	34.000	18.467.000	8.525.850	37.954.109
8901902300	Other vessels, motorised of grosstonnage > 250 but <= 500 ton	8.833.000	15.219.000	80.921.369	87.946.282
8901902400	Other vessels, motorised of grosstonnage > 500 but <= 4000 ton	1.761.419	44.833.619	27.500.000	510.077.337
8901902500	Other vessels, motorised of grosstonnage > 4000 but <= 5000 ton	0	2.224.550	0	3.315.000
8901902600	Other vessels, motorised of grosstonnage > 5000 ton	22.914.000	207.109.000	20.796.608	245.463.103
8902001100	Fishing vessels of gross tonnage<= 26 ton	0	12.267	0	19.827
8902001300	Fishing vessels of gross tonnage> 40 but <= 100 ton	0	313.810	0	477.980
8902001400	Fishing vessels of gross tonnage> 100 but <= 250 ton	456.300	1.049.872	295.469	1.027.862
8902001500	Fishing vessels of gross tonnage> 250 but <= 4000 ton	1.097.760	3.371.760	681.640	3.280.770
8902009100	Factory ship and Oth vessel for fisheryof gross tonage < 26 ton	660	80.800	1.440	125.310
8902009600	Factory ships&oth vessels for proc/preserv fishery of gro ton > 4000 ton	0	90.000	0	198.999
8903100000	Yachts&oth vessels for pleasure/sportsrowing boats&canoes, inflatable	1.921	39.279	7.602	357.221
8903910000	Sailboats, with/withoutauxiliary motor, not inflatable	214.843	1.125.969	10.269.433	119.671.989
8903920000	Motorboats, other than outboard motor,not inflatable	0	918.031	0	13.901.764
8903990000	Other vessels for pleasure/sports;canoes, not inflatable	3.145	73.073	22.530	771.336
8904001100	Tugs of gross tonnage <= 26 ton	0	2.026.000	0	14.161.360
8904001900	Tugs of gro tonnage >26 ton, of apower <= 4000 hp	1.722.000	15.169.603	19.447.337	404.313.281
8904002100	Tugs of gro tonnage <26 ton, of apower <= 4000 hp	0	380.525	0	11.692.543
8904002900	Tugs of gro tonnage >26 ton, of apower > 4000 hp	0	1.344.000	0	7.008.667
8905100000	Dredgers	3.155.532	24.575.855	2.607.951	20.744.036
8905200000	Floating/submersible drilling/production platforms	1.290.785	2.104.795	16.142.329	45.324.957
8905901000	Floating docks of a gro ton > 100 tons	0	2.624.170	0	2.773.004
8905909000	Oth vessels w/navigability of which issubsidiary to their main function	26	27.434.688	844	93.328.281
8906100000	Warships	2.040	2.040	11.158	11.158
8906901000	Lifeboats oth than rowing boats, othvessels of displacement <= 30 tons	0	60.108	0	423.881
8906909000	Lifeboats oth than rowing boats, othvessels of displacement > 30 tons	9.426.688	25.515.788	6.659.829	49.555.382
8907100000	Floating structures, inflatable rafts	27.159	362.265	95.527	2.198.362
8907901000	Buoys	11.082	190.382	71.631	930.451

I.3. IMPOR MENURUT KOMODITI / IMPORT BY HS COMMODITY
*****SEPTEMBER / SEPTEMBER 2009 *****

H S	Uraian Komoditi Commodity Description	Berat Bersih / Net Weight (Kg)		Nilai / Value C.I.F (US\$)	
		Bulan ini Current Month	Kumulatif Cum.Jan. to date	Bulan ini Current Month	Kumulatif Cum.Jan. to date
8907909000	Other floating structures	99.501	3.800.949	886.849	11.547.488
8908000000	Articles of headings 89.01-89.06imported for breaking up	0	310	0	87.688
9001101000	Optical fibres,optical fibre bundles&cables for telecom.&oth electrical use	3.231	174.997	341.289	5.491.902
9001109000	Optical fibres, optical fibrebundles&cables for other purpose	7.459	214.710	759.751	8.144.078
9001200000	Sheets&plates of polarising material	738	9.853	16.721	1.004.892
9001300000	Contact lenses	62.064	641.455	6.504.008	61.335.335
9001400000	Spectacle lenses of glass	2.055	31.966	1.000	97.161
9001500000	Spectacle lenses of other materials	9.561	148.957	887.012	4.044.493
9001901000	Lenses & optic elements for photograpor cinematographic cameras	11.829	70.780	780.875	5.910.407
9001909010	Lenses & prisms forlighthouses/beacons	2.671	13.033	269.886	1.568.438
9001909090	Oth elements of glass not opticallyworked	4.429	67.296	472.822	3.833.873
9002111000	Objective lenses for cinematographicprojector	0	9	0	344
9002119000	Objective lenses for cameras & otherprojector	1.172	16.022	18.362	124.141
9002190000	Objective lenses for oth instruments& apparatus	8.002	16.995	111.661	235.091
9002202000	Filters for cinematographic cameras,photographic cameras & oth projectors	558	4.589	1.732	14.424
9002203000	Filters for telescopes/microscopes	0	188	0	3.844
9002209000	Filters for oth instruments&apparatus	34	5.900	3.763	1.189.673
9002901000	Lenses&prisms for lighthouses/beacons	6	21.409	1.367	153.198
9002902000	Lenses&prisms for cinematographicprojectors	0	9	0	143
9002903000	Lenses&prisms for cinematographic cam.photographic cameras&oth projectors	8	441	6.936	40.103
9002904000	Lenses&prisms for medical&surgicalinstruments	0	13	0	631
9002909000	Lenses&prisms for oth instruments	1.243	51.911	63.479	6.583.158
9003110000	Frames&mountings for spectacles,goggles of plastics	8.978	98.625	87.384	720.157
9003190000	Frames&mountings for spectacles,goggles of other materials	9.259	105.555	22.982	421.047
9003900000	Parts of frames&mountings forspectacles, goggles&the like	2.513	40.235	6.134	324.323
9004100000	Sunglasses	29.502	558.004	99.757	2.135.996
9004901000	Corrective spectacles	9.837	187.789	34.341	1.252.364
9004902000	Corrective goggles	13	2.083	5	5.710
9004905000	Protective goggles	1.267	6.792	11.465	60.089
9004909000	Other spectacles & goggles	55.226	510.221	161.472	1.790.794
9005100000	Binoculars	609	12.723	339.671	396.425
9005801000	Astronomical instrumens, excludinginstrumens for radio-astronomy	0	1.572	0	7.523
9005809000	Monoculars & oth optical telescopes	2.513	54.464	14.534	420.525
9005901000	Parts&accessories (incl mountings) forastron.cal instr.ex.instrum.f rad.astr	0	157	0	546
9005909000	Parts&accessories (include mountings)for oth optical telescopes	1	39.603	4	280.836
9006101000	Laser photo plotters	592	595	4.055	4.875
9006109000	Oth cameras of a kind used forpreparing printing plates/cylinders	1	4.649	36	305.328
9006300000	Cameras specially design for underwater use for aeral survey, medical,or	206	8.701	18.898	152.146
9006400000	Instant print cameras	0	41	0	2.992
9006510000	Oth cameras with a slr, for roll filmof a width <= 35 mm	0	490	0	58.373
9006520010	Camr.of a kind used for recording doc.> 35 mm	0	102	0	8.002
9006520090	Other cameras for roll film of a width> 35 mm	38	1.251	2.931	70.595
9006530010	Cameras of a kind used for rec. doc onmicrofilm, microfiche	0	2	0	630
9006530090	Cameras of oth. a kind used for rec.doc on microfilm, microfiche	0	14.306	0	43.166
9006591000	Lasers photo plotters/imagesetterswith raster image processor	0	187	0	6.428
9006599010	Camr.of a kind used for recording doc.on mic.film, microfiche/oth microforms	56	103	3.606	6.506
9006599090	Other camera for recording documenton mic.film, microfiche/oth microforms	12	1.810	17.040	206.719
9006610000	Discharge lamp ("electronic") flashlight	0	2.399	0	8.402
9006690000	Oth photographic flashlight apparatus& flashbulbs	1.814	39.325	8.430	176.766
9006913000	Parts & accessories for cameras ofsubhead. 9006.40.00 to 9006.53.00	159	19.957	247	70.685
9006919000	Other parts & accessories for cameras	16.527	76.432	78.658	341.572
9006991000	Parts & accessories for photographicflash-light apparatus	708	18.675	553.595	4.020.614
9006999000	Parts & accessories not for photograpflash-light apparatus	2.962	69.140	386.152	8.020.646
9007110000	Cinematographic cameras for film ofwidth <16 mm/for double-8 mm film	343	12.222	5.778	176.989
9007190000	Other cinematographic cameras	263	8.933	93.087	359.595
9007201000	Projectors for film of <16 mm in width	1.944	1.944	1.433	1.433
9007209000	Oth projectors whether/not incorp.sound recording/reproducing apparatus	18.103	77.847	93.478	543.460
9007910000	Parts and accessories for cameras	5.015	62.915	30.295	2.619.218
9007920000	Parts and accessories for projectors	4.956	25.654	717.255	1.853.487
9008100000	Slide projectors, oth thancinematographic	598	3.027	2.652	16.437
9008200000	Microfilm, microfiche/oth m. readers,whether/not capable of prod. copies	0	2.283	0	89.750
9008300000	Other image projectors	29.873	78.367	175.345	414.126
9008401000	Photogr.enlargers&reducers (oth thanc.graphic) use in the print industry	1.732	1.732	15.653	15.653
9008409000	Other photographic enlargers andreducers (other than cinematographic)	110	2.776	1.535	84.727
9008901000	Parts and accessories of the goods ofsubheading 9008.20.00	0	95.441	0	4.765.592
9008909000	Parts and accessories of other imageprojectors	38	17.399	959	52.551
9010100000	Apparatus and equipment forautomatically developing x-ray film	15.396	106.365	89.355	540.928
9010501000	App. for the projec./drawing of circ.patt.on sensit.substrates for mk ofPCB	0	6.370	0	67.098
9010509000	Oth app&equip for p.grap (includingcinematographic); negatoscopes	104	12.133	400	122.040
9010600000	Projection screens of 300 inchesor more	21.119	386.183	37.188	983.838
9010901000	Parts&acc. for projection screens,/for articels of subheading 9010.10	299	3.370	910	8.560
9010909000	Parts & acc.of oth apparatus&equipfor photographics laboratories	9.179	61.620	22.895	319.127

I.3. IMPOR MENURUT KOMODITI / IMPORT BY HS COMMODITY
*****SEPTEMBER / SEPTEMBER 2009 *****

H S	Uraian Komoditi Commodity Description	Berat Bersih / Net Weight (Kg)		Nilai / Value C.I.F (US\$)	
		Bulan ini Current Month	Kumulatif Cum.Jan. to date	Bulan ini Current Month	Kumulatif Cum.Jan. to date
9011100000	Stereoscopic microscopes	1.031	4.881	19.703	155.360
9011200000	Other microscopes, for photomicrograpcinephotomicrography/microproject	2.895	30.773	89.223	1.265.697
9011800000	Other microscopes	3.070	58.808	55.051	948.336
9011900000	Parts and accessories of stereoscopicmicroscope	18.186	42.039	35.048	138.302
9012100000	Microscopes oth than optical microscopediffraction apparatus	10.318	35.238	256.635	1.138.157
9012900000	Parts and accessories for microscope	382	8.526	38.314	120.376
9013100000	Telescopic sights for fitting to armsperiscopes; telescopes design to form	62	2.072	12.051	173.536
9013200000	Lasers, other than laser diodes	70	6.446	61.485	145.703
9013801000	Optical error verifications&repairapp.for PCB/PWBs&PCAs	499	6.215	18.117	535.019
9013802000	Liquid crystal devices	1.121	19.659	93.065	1.312.893
9013809000	Other devices, appliances&instrumentsof other optical appliances	19.092	79.805	874.842	4.847.017
9013901000	Parts & accessories of goods ofsubheading 9013.20.00	0	765	0	93.759
9013903000	Parts & acc.of goods of sub head.9013.10.00/9013.80.00	0	83	0	4.216
9013904000	Parts&acc.of optic error verification&repair app for PCB/PWBs&PCAs	0	18	0	1.721
9013909000	Parts&accessories of other goods ofsubheading 90.13	198	312	3.162	16.272
9014100000	Direction finding compasses	3.055	234.661	6.938	1.551.470
9014200000	Instrum.&appl.for aeronautical/spacenavigation (other than compasses)	0	1.257	0	271.738
9014801000	Navig'nal instrum.&appl.used on ships,work with an automatic data processor	243	21.327	242	257.782
9014809000	Other navigationalinstruments&appliances	32.177	59.417	462.123	2.063.691
9014901000	Parts&acc.of ships navig'nal instrumwork with an automatic data process.	66	1.835	1.421	47.353
9014909000	Parts&accessories of oth navigationalinstruments&appliances	35.248	77.318	470.873	4.048.671
9015101000	Rangefinders used in photography&cinematography	0	18	0	3.848
9015109000	Other rangefinders	16.087	107.113	240.760	872.318
9015200000	Theodolites and tachymeters(tacheometers)	2.571	13.777	56.959	300.576
9015300000	Levels [measuring higher of ground]	5.652	63.434	9.170	119.685
9015400000	Photogrammetrical surveyinginstruments & appliances	3.868	57.941	24.075	1.144.727
9015801000	Radio sonde and radio wind apparatus	0	3.849	0	33.094
9015809000	Other instruments&appliancesfor surveying	34.434	482.579	1.284.602	35.515.921
9015900000	Parts&accessories of surveyinginstruments and appliances	148.650	723.334	7.014.420	34.044.041
9016001000	Balances of a sens'vity of 5cg/better,w/without their weights, electronic	2.455	28.875	47.156	646.999
9016009000	Balances of a sens'vity of 5cg/better,w/without their weights,not electronic	8.622	94.073	73.596	693.061
9017101000	Plotters whether i/o units of hd 84.71or drawing/drafting of head 90.17	63	7.173	1.989	43.901
9017109000	Other drafting tables & machines,whether/not automatic	1	89.682	2	243.359
9017201000	Rulers	23.113	263.571	26.185	481.173
9017203000	App.for the project/drawing of circ.patt.on sens'zed subs's for mfc.of PCB	814	6.147	925	67.832
9017205000	Plotters whether i/o units of h 84.71/drawing/drafting machines of h 90.17	0	1.149	0	1.950
9017209000	Other drawing, marking-out/mathematical calculating instruments	19.619	160.305	44.817	377.050
9017300000	Micrometers, callipers and gauges	174.835	454.085	432.902	3.911.825
9017800000	Other instruments micrometerscallipers&gauges	125.962	1.161.751	287.902	3.658.464
9017902000	Parts&acc.of app.for the project/drwgof circ.patt.on sens.subs'tes for PCB	6	490	61	1.904
9017903000	Parts&acc.of photo plotters for themanufac. of PCB/PWBs	0	395	0	1.425
9017904000	Parts&acc.incl.PCA of plotters whetheri/o units of head 84.71/of head 90.17	0	1.167	0	2.937
9017909000	Parts and accessories of otherinstruments	6.769	16.585	59.808	422.182
9018110000	Electro-cardiographs	2.993	21.477	206.301	762.221
9018120000	Ultrasonic scanning apparatus	6.431	23.138	959.011	3.311.864
9018130000	Magnetic resonance imagingapparatus	9.512	43.793	468.765	3.366.172
9018140000	Scintigraphic apparatus	0	585	0	125.196
9018190000	Other electro-diagnostic apparatus	59.740	411.366	2.526.370	17.206.784
9018200000	Ultra-violet/infra-red ray apparatus	5.315	39.327	110.253	1.275.621
9018311000	Disposable syringes	79.741	787.487	493.359	5.449.400
9018319000	Other syringes, with/without needles	22.332	383.556	268.956	4.698.183
9018320000	Tubular metal needles and needles forsutures	42.455	485.354	492.778	4.318.547
9018391000	Oth. catheters	8.008	65.436	101.650	1.987.346
9018392000	Oth.tubular metal needles and needlesfor sutures	16.065	30.502	108.927	280.247
9018399000	Other instruments and appliances,used in dental science	359.187	2.293.356	1.927.536	18.554.333
9018410000	Dental drill eng.,whether/not comb.on a single bs with oth dental equip.	41	629	4.298	72.577
9018490000	Oth.dental drill eng.,whether/not comb.on a single bs with oth dental equip.	23.448	86.322	98.147	379.028
9018500000	Other ophthalmicinstruments&appliances	608	9.037	94.468	748.769
9018902000	Intravenous administration set (adult)	5.446	39.875	141.554	1.000.561
9018903000	Electronic instruments and appliances	3.660	40.450	219.852	2.539.869
9018909000	Other instruments&appliances imedical	275.056	2.673.276	3.310.432	33.997.274
9019101000	Electr. mechano-therapy appl.massageapparatus	23.827	339.972	302.296	4.803.235
9019109000	Oth. electr. mechano-therapy appl.massage app.	23.644	194.014	129.582	1.560.040
9019200000	Ozone therapy,oxygen therapy, aerosoltherapy, artificial respiration/other	11.588	89.662	139.674	1.252.578
9020000000	Oth breathing appl.&gas masks, excl.protec.masks having neith. mech'l part	47.735	259.984	595.564	4.896.568
9021100000	Orthopaedic/fracture appliances	13.094	116.352	36.477	746.020
9021210000	Artificial teeth	14	1.639	852	88.871
9021290000	Other artificial teeth	168	563	5.246	8.870
9021310000	Artificial joints	0	51	0	26.432
9021390000	Other artificial joints	11	1.484	2.640	71.996
9021400000	Hearing aids, excluding parts andaccessories	107	2.407	151.576	1.873.849
9021500000	Pacemakers for stimulating heartmuscles,excluding parts&accessories	82	153	71.818	143.254

I.3. IMPOR MENURUT KOMODITI / IMPORT BY HS COMMODITY
*****SEPTEMBER / SEPTEMBER 2009 *****

H S	Uraian Komoditi Commodity Description	Berat Bersih / Net Weight (Kg)		Nilai / Value C.I.F (US\$)	
		Bulan ini Current Month	Kumulatif Cum.Jan. to date	Bulan ini Current Month	Kumulatif Cum.Jan. to date
9021900000	Oth appl.which are worn/carried/implanin the body,to comp'ate for a defect	20.436	131.229	11.559.976	65.064.114
9022120000	Computed tomography apparatus	29.092	77.824	2.498.798	5.078.470
9022130000	Oth. computed tomography apparatusfor dental use	586	8.374	26.102	233.114
9022140000	Oth. computed tomography apparatusfor medical, surgical/veterinary uses	18.961	93.066	943.850	4.053.856
9022191000	X-ray app for the physical inspectionof solder joints on PCB/PWB assemblies	2.214	25.460	119.700	724.750
9022199000	X-ray apparatus for other uses	7.290	75.393	124.594	2.459.081
9022210000	Alpha,beta/gamma radiations app for medic.surgical,dental/veterinary uses	0	55.507	0	1.532.623
9022290000	Alpha, beta/gamma radiationsapparatus for other uses	1.303	5.910	65.642	442.478
9022300000	X-ray tubes for medical, surgical,/veterinary uses	886	3.404	159.100	1.096.383
9022901000	Parts&acc.of x-ray app f the physicalinspec.of solder joints on PCAs	0	3.906	0	16.118
9022909000	Parts & accessories for other x-ray,alpha,beta,gamma radiations apparatus	2.338	42.504	231.725	1.547.786
9023000000	Instrum. app.&models,for demonstra nalpurp.(exam. in education/exhibitions)	39.329	346.345	10.438.949	34.490.614
9024101000	Machines and appliances for testingmetals, electrically operated	3.442	77.566	110.119	4.714.801
9024109000	Machines and appliances for testingmetals, non-electrically operated	7.670	515.248	88.370	944.633
9024801000	Machines & appliances for testingother material, electrically operated	1.281	46.410	102.711	2.298.199
9024809000	Machines & appliances for testing othermaterial, non-electrically operated	3.340	98.148	125.608	2.345.089
9024901000	Parts&acc. for elec. operated machinesand appliances for testing materials	5.698	29.947	814.765	1.729.877
9024902000	Parts&acc.for non-elect'ly operatedmachines&appl. for testing materials	168	7.173	8.970	595.371
9025110000	Thermometers&pyrometers not combinedwith oth instruments, liquid filled	4.179	67.896	59.981	564.332
9025191000	Thermometers&pyrometers not combinedwith oth instruments, electrical	13.987	224.371	231.394	9.047.580
9025192000	Thermometers&pyrometers not combinedwith oth instruments, non electrical	4.565	45.669	216.911	1.184.570
9025801000	Temperature gauges for motor vehicles	1.198	18.323	10.915	207.663
9025802000	Oth. temperature gauges for motor vehic.electrical	10.034	76.654	327.776	2.666.071
9025803000	Oth. temperature gauges for motor vehic.non electrical	2.425	46.030	127.202	646.549
9025901000	Parts and accessories for electricallyoperated instruments	11.112	36.492	67.910	730.034
9025902000	Parts & accessories for non-electrically operated instruments	451	11.337	119.124	485.016
9026101000	Level gauges for motor vehicleselectrically operated	14.774	262.223	137.043	1.459.714
9026102000	Level gauges for motor vehicles notelectrically operated	8.073	103.793	92.432	860.101
9026103000	Oth measur/checking the flow/level ofliquids instrum.,elec.oprt	52.529	396.613	1.180.364	10.938.570
9026109000	Oth measur/checking the flow/level ofliquids instrum.,not elec.op	14.624	238.645	769.738	4.163.888
9026201000	Pressure gauges for motor vehicles,electrically operated	3.994	84.018	46.754	1.558.237
9026202000	Pressure gauges for motor vehicles,not electrically operated	11.229	61.199	44.085	528.152
9026203000	Other measuring/checking pressureinstruments, electrically operated	27.926	458.682	1.621.784	10.785.428
9026204000	Other measuring/checking pressureinstruments, not electrically operated	7.465	134.838	230.835	2.374.365
9026801000	Oth instruments/app. for measuring, electrically operated	56.327	551.432	1.097.746	13.946.587
9026802000	Oth instruments/app. for measuring,not electrically operated	30.661	397.518	377.283	3.757.720
9026901000	Parts&acc. for electrically operatedinstruments and apparatus	17.814	210.099	860.387	8.780.500
9026902000	Parts&acc.for nn-electrically operatedinstruments and apparatus	5.594	131.102	295.570	4.491.551
9027101000	Gas/smoke analysis apparatus,electrically operated	980	321.217	42.392	4.014.568
9027102000	Gas/smoke analysis apparatusnot electrically operated	615	33.166	87.058	667.024
9027201000	Chromatographs&elektrophoresis instrum, electrically operated	94	19.502	21.145	737.628
9027202000	Chromatographs&elektrophoresis instrum, not electrically operated	325	8.610	3.703	405.579
9027301000	Spectrometers,sp.photometers&sp.graphsuse optic radiat,elect'ly operated	2.313	32.815	187.925	2.624.888
9027302000	Spectrometers,sp.photometers&sp.graphsuse optic radiat,nt-elect'ly operated	3.112	13.553	153.441	759.850
9027501000	Oth instrum.&app.using optic radiat'ns(uv, visible, ir), elect'r'ly operated	7.827	38.598	464.300	4.009.159
9027502000	Oth instrum.&app.using optic radiat'ns(uv,visible,ir),not-elect'ly operated	2.156	15.771	91.902	1.174.136
9027801000	Exposure meters	244	6.479	37.024	456.442
9027802000	Coagulometers	1.349	10.836	244.746	1.240.037
9027803000	Other instruments and apparatuselectrically operated	7.364	143.342	1.072.566	5.357.952
9027804000	Other instruments and apparatusnot electrically operated	199	72.358	17.692	2.907.201
9027901000	Parts&acc.includg PCA of h 90.27,othfor gas/smoke analysis app.µtomes	4.762	28.596	403.007	1.047.416
9027909100	Parts&acc. of gas/smoke analysis app.and microtomes, electrically operated	1.614	12.892	91.997	716.975
9027909900	Parts&acc. of gas/smoke analysis app.µtomes,not-electrically operated	20.634	155.842	410.743	3.190.659
9028101000	Gas meters of a kind mounted in gascontainers	2.954	41.303	226.148	412.181
9028109000	Other gas meters of kind mountedin gas containers	6.498	62.450	36.455	1.568.063
9028201000	Totalizing water meters	90.113	658.538	228.183	2.174.486
9028209000	Other liquid meters	13.369	123.857	91.811	1.753.553
9028301000	Kilowatt hour meters	19.151	247.638	284.968	7.118.351
9028309000	Other electricity meters	45.067	302.659	176.092	4.436.347
9028901000	Water meter housings/bodies	5	43.949	50	354.323
9028909000	Oth parts&accessories of gas, liquid/electricity supply/production meters	123.157	2.049.589	1.425.463	18.488.968
9029102000	Taximeters	5.815	7.906	12.684	78.428
9029109000	Mileometers, pedometers and the like	4.847	52.664	69.683	752.013
9029201000	Speedometer for motor vehicles	237.642	522.689	498.644	4.336.044
9029202000	Tachometers for motor vehicles	31.076	150.852	283.030	1.826.556
9029209000	Oth speed indicators&tachometers;stroboscopes	28.884	306.704	842.426	8.263.144
9029901000	Parts&acc.of goods of sub h 9029.10/of stroboscopes of subheading 9029.20	34.739	553.719	638.014	5.599.689
9029902000	Parts and accessories of goods ofsubheading 9029.20	109.197	718.511	2.506.070	18.732.564
9030100000	Instruments & apparatus for measuring/detecting ionising radiations	4.661	72.648	237.536	2.639.315
9030200000	Cathode-ray oscilloscopes &cathode-ray oscillographs	2.762	65.479	76.238	1.367.760
9030310000	Multimeters without a recording device	16.513	133.022	104.963	873.745
9030320000	Multimeters with a recording device	331	10.201	9.797	189.907

I.3. IMPOR MENURUT KOMODITI / IMPORT BY HS COMMODITY
*****SEPTEMBER / SEPTEMBER 2009 *****

HS	Uraian Komoditi Commodity Description	Berat Bersih / Net Weight (Kg)		Nilai / Value C.I.F (US\$)	
		Bulan ini Current Month	Kumulatif Cum.Jan. to date	Bulan ini Current Month	Kumulatif Cum.Jan. to date
9030331000	Instruments and apparatus for measuring/check voltage without a rec. device	1.729	28.388	30.578	2.589.681
9030332000	Impedance-measuring instruments and apparatus designed to provide visual	473	7.903	14.146	262.196
9030333000	Ammeters and voltmeters for motor vehicles	669	18.691	13.278	169.145
9030339000	Oth instr&app for meas'g/check.voltagecurr.resist./power,w/o record. device	37.575	269.722	676.490	2.673.806
9030390000	Other heading 90.30 with a recording device	6.966	91.234	248.234	3.360.799
9030400000	Other instruments and apparatus, designed for telecommunications	152	50.658	4.313	1.456.444
9030821000	Wafer probers	12	207	244	16.765
9030829000	Oth instrum.&app.for measuring/checking semiconductor wafers/devices	136	53.126	172.140	1.877.525
9030841000	Instruments & app., with a recording for measure, check electrical quantities	117	16.759	26.480	4.327.010
9030849000	Oth instru. and app., with a recording for measure, check electrical quantities	16	6.404	4.238	555.540
9030891000	Instru.&app.s,w/o recording device for goods other than subheading 9030.39	0	3.326	0	47.447
9030899000	Other instruments & apparatus, without recording device	1.466	82.714	154.143	3.226.060
9030901000	Parts&accessories including PCA of goods of subhead 9030.40&9030.82	396	14.948	12.335	669.737
9030902000	Parts&acc. of instrum.&app for measure/check elect'al quantities on PCB&PCAs	456	9.260	57.629	1.230.284
9030903000	Parts&acc.of optical instrum.&appl.for measuring/checking PCB/PWBs&PCAs	50	2.165	2.633	582.581
9030909000	Other parts&accessories of goods of head 90.30	27.368	189.862	475.421	14.573.129
9031101000	Machines for balancing mechanical parts, electrically operated	30.665	275.845	614.049	4.225.920
9031102000	Machines for balancing mechanical parts, not electrically operated	9.388	54.196	52.562	238.723
9031201000	Test benches, electrically operated	6.955	132.646	125.850	2.891.782
9031202000	Test benches, not electrically operated	10.643	48.605	15.619	231.237
9031410000	Oth optical instrum.&appl.for inspec.s.cond.wafers/devices/p.masks/reticles	500	26.325	58.259	683.633
9031491000	Optic' instrum&appl.for measur surface particulate contamn. on s.cond. wafers	2.098	3.022	363.427	661.928
9031492000	Optical error verification&repair app.for PCB/PWBs and PCAs	30	30	659	659
9031493000	Optical instrum.&appl. for measuring/checking PCB/PWBs&PCAs	114	18.208	60.132	203.129
9031499000	Other optical instruments and appliances for other purposes	60.154	238.673	2.270.859	6.669.054
9031801100	Cable test equipment, electrically operated	11.717	128.000	315.144	3.420.133
9031801900	Cable test equipment, not electrically operated	1.193	12.352	11.195	415.116
9031809200	Other instruments, appliances&machines of head 90.31, electrically operated	34.214	491.108	1.436.513	18.046.406
9031809900	Other instruments, appl.&machines of head 90.31, not electrically operated	11.253	185.292	509.837	7.272.457
9031901100	Parts&acc.incl.PCA of optical instrum.&appl for inspecting s.cond. wafers	1.385	26.240	861.267	1.633.443
9031901200	Parts&acc.of optical error verific.&repair app.for PCB/PWBs&PCAs	0	1.999	0	39.927
9031901300	Parts&acc.of optic. microscopes fitted w/equip.for hand&trans.of s.cond wafer	29	252	2.538	60.538
9031901900	Parts&accessories for other electrically operated equipment	6.972	88.139	150.897	4.618.133
9031902000	Parts&accessories for non-electrically operated equipment	7.653	53.156	138.430	857.970
9032101000	Thermostats, electrically operated	106.865	579.719	598.514	5.448.934
9032102000	Thermostats, not electrically operated	100.217	152.430	63.722	532.836
9032201000	Manostats, electrically operated	134	5.679	7.758	281.998
9032202000	Manostats, not electrically operated	4.559	25.362	11.140	110.872
9032810000	Hydraulic/pneumatic regulating/ctrl'ing instruments and apparatus	7.165	368.171	186.335	2.699.514
9032891000	Instru.&app.fitt.with an automatic data process.mach. for control the propul.	4.998	33.429	138.242	2.123.892
9032892000	Automatic instrum.&app.for controlling chem./electro-chem.solutions in PCA/PWB	38	2.094	4.096	315.721
9032893100	Automatic regulating voltage units (stabilizers)	98.857	918.960	226.442	2.140.383
9032893900	Oth automatic regulating/controlling instrum.&app., electrically operated	54.650	529.247	962.010	8.927.026
9032899000	Oth automatic regulating/controlling instrum.&app not electrically operated	265.582	1.430.924	5.122.107	23.724.033
9032901000	Parts and accessories of goods of subheading 9032.89.10	0	375	0	154.381
9032902000	Parts and accessories of goods of subheading 9032.89.20	47	11.758	836	55.610
9032903000	Parts and accessories of other goods, electrically operated	13.254	104.029	245.570	1.967.816
9032909000	Parts and accessories of other goods, not electrically operated	55.754	308.978	932.521	6.003.821
9033001000	Parts&acc. for machines, appl., instrum. of chapter 90 for elect'ly operated	15.683	193.010	402.302	5.424.873
9033002000	Parts&acc. for mach.appl.,instrum.of chap. 90 for not electrically operated	107.021	416.802	393.968	3.222.577
9101110000	Elec'ly wrist-watches, whether/not with a stop watch fac'ty, w/ mech. display only	658	8.829	753	648.479
9101190000	Elec'ly wrist-watches, whether/not with a stop watch facility, with oth display	404	16.074	40.442	787.268
9101210000	Other wrist-watches, whether/not with a stop watch fac'ty, w/ automatic winding	43	518	384	3.841
9101290000	Oth wrist-watches, whether/not with a stop watch fac'ty, w/ non auto. winding	0	1.486	0	102.318
9101910000	Other wrist-watches, electrically operated	682	682	30.448	30.448
9101990000	Other wrist-watches, not electrically operated	3.788	30.809	27.438	109.461
9102110000	Elec'ly wrist-watches oth head 91.01, wh'er/not w/ a stop.w. fact,w/mech.dspl	834	35.330	77.759	1.409.553
9102120000	Elec'ly wrist-watches oth head 91.01, w/nw a s.watch fac'ty, w/ op-elec.displ	0	4.460	0	165.638
9102190000	Elec'ly wrist-watches oth h91.0, whether/not w/ a stop watch fac'ty, w/ oth display	31.276	274.781	213.978	1.864.777
9102210000	Oth wrist-watches oth h91.01, whether/nt with a s.watch fac'ty, w/ autom.wndg	19.485	138.878	63.593	535.054
9102290000	Oth wrist-watches oth h91.01, whether/nt w/a s.watch fac'ty, w/n.autom.wndg	17.900	366.545	202.990	1.981.671
9102911000	Stop-watches, electrically operated	1	5.168	603	15.404
9102919000	Other wrist-watches oth head 91.01, electrically operated	18.360	96.628	53.093	306.184
9102990000	Other wrist-watches oth head 91.02, electrically operated	40.848	460.112	140.890	1.731.356
9103100000	Clocks with watch movements, excluding clocks of h91.04., electrically operated	0	91	0	196
9103900000	Clocks with watch movements, excluding clocks of h91.04., not elec'ly operated	17	9.494	1.313	33.699
9104001000	Instrument panel clocks & clocks of asimilar type, for vehicles	2.652	24.434	200.145	1.559.815
9104002000	Instrument panel clocks & clocks of asimilar type, for aircraft	0	1	0	1.767
9104003000	Instrument panel clocks & clocks of asimilar type, for vessels	54	64	163	307
9104009000	Instrument panel clocks & clocks of asimilar type, for spacecraft	402	869	488	2.159
9105110000	Alarm clocks, electrically operated	1.889	48.346	8.554	257.217
9105190000	Alarm clocks, not electrically operated	13.494	174.906	12.008	429.296

I.3. IMPOR MENURUT KOMODITI / IMPORT BY HS COMMODITY
*****SEPTEMBER / SEPTEMBER 2009 *****

H S	Uraian Komoditi Commodity Description	Berat Bersih / Net Weight (Kg)		Nilai / Value C.I.F (US\$)	
		Bulan ini Current Month	Kumulatif Cum.Jan. to date	Bulan ini Current Month	Kumulatif Cum.Jan. to date
9105210000	Wall clocks, electrically operated	3.638	63.721	16.346	217.137
9105290000	Wall clocks, not electrically operated	14.924	216.228	55.928	784.148
9105910090	Oth. Clocks, electrically operated	91	6.326	318	27.549
9105990010	Oth. marine and similar chronometers(oth. than clocks of heading 91.04)	0	56	0	843
9105990090	Oth. Clocks, not electrically operated	0	30.243	0	124.093
9106100000	Time-registers; time-recorders	15.745	110.582	62.160	576.634
9106900000	Oth time record.&intervals of time appw/clock/watch move./with synchron.mtr	9.591	132.414	100.461	1.137.955
9107000000	Time switches with clock/watchmovement/with synchronous motor.	2.846	88.844	77.115	1.138.229
9108110000	Watch move., comp.&assem. with mech.display only, electrically operated	0	126	0	173
9108120000	Watch movements,comp.&assem.with opto-elect'nic display only, elect'ly oprtd	0	2	0	35
9108190000	Other watch movements, complete &assembled, electrically operated	5.474	152.709	341.086	9.471.768
9108200000	Watch move., comp.&assem. with mech.-with automatic winding	0	22	0	2.455
9108900000	Other watch movements, complete &assembled, not electrically operated	678	689	39.516	40.276
9109110000	Clock movements of alarm clocks,compl.and assembled, electrically operated	0	3.608	0	8.893
9109190000	Clock movements of oth clocks, compl.&assembled, electrically operated	0	46.057	0	151.298
9109900000	Clock movements, complete andassembled, not electrically operated	7.540	44.455	20.435	114.872
9110110000	Complete movements, unassem./partlyassem.(movement sets) of watches	35.765	84.439	123.033	462.362
9110190000	Rough movements of watches	0	2.571	0	893
9110900000	Oth. compl/incomplete movements,unassem.or assembled (movement sets) of cl	0	36.120	0	135.787
9111100000	Watch cases of precious metal/ofmetal clad with precious metal	1	1	1	1
9111200000	Watch cases of base metal, whetheror not gold/silver-plated	0	21.516	0	70.451
9111800000	Other watch cases	6.041	31.942	18.514	169.892
9111900000	Parts of watch cases	4.235	25.696	7.368	64.684
9112200000	Clock cases and cases of a similartype for other goods of this chapter	0	7.440	0	289.352
9112900000	Part of clock cases&cases of a similartype for other goods of this chapter	28	2.610	377	16.413
9113100000	Watchstraps,watch band&watch braceletsof precious mtl/of mtl clad w/prec.mtl	0	11	0	14.261
9113200000	Watchstraps,watch bands& bracelets,of base metal,wheth/not gold/s plated	269	9.961	3.842	46.636
9113900000	Other watchstraps, watch bands &watch bracelets	3.521	70.315	42.734	356.388
9114100000	Springs, including hair-springs ofclock/watch	22	1.006	1.321	3.113
9114200000	Jewels of clock/watch	0	1.589	0	3.043
9114300000	Dials of clock/watch	285	7.534	649	19.811
9114400000	Plates and bridges of clock/watch	2	6.555	9	10.690
9114900000	Other parts of clock/watch	8.885	128.879	17.090	385.839
9201100000	Upright pianos	14.158	244.927	48.076	1.359.360
9201200000	Grand pianos	3.543	57.890	8.765	437.209
9201900000	Oth pianos,including automatic pianos;harpsichords&oth keybrd string.instr.	48.796	261.058	101.836	539.127
9202100000	String musical instruments playedw/a bow	352	24.216	1.020	164.393
9202900000	Other string musical instrumentsplayed	13.390	184.623	81.287	1.355.723
9205100000	Brass-wind instruments	55	15.565	371	132.668
9205901000	Keyboard pipe organ; harmonium & similarkeyboard instrum with free metal reeds	1.996	33.504	1.751	403.639
9205909000	Oth. keyboard pipe organs, harmoniumswith free metal reeds	14.386	204.567	24.240	1.028.988
9206000000	Percussion musical instruments,(forexp, drm,xylophones,cymbals,castanets)	34.472	506.112	142.122	1.982.045
9207100000	Keyboard instruments, other thanaccordions	4.887	159.463	65.837	1.559.872
9207900000	Oth musical instruments,the sound isproduc/must be amplified,electrically	5.854	134.222	69.992	725.705
9208100000	Musical boxes	4.891	37.793	5.810	235.451
9208901000	Decoy calls, call horns &other mouthblown sound signalling instruments	1.144	8.095	3.573	16.036
9208909000	Oth musical instruments not fallingwithin any oth heading of this chapter	251	20.613	451	184.001
9209300000	Musical instrument strings	6.369	138.408	79.018	1.729.960
9209911000	Strung backs, keyboards and metalframes for upright pianos	111.126	930.519	846.871	6.517.759
9209919000	Other parts and accessories for pianos	531.569	2.556.002	2.497.222	17.452.759
9209920000	Parts & accessories for the musicalinstruments of heading 92.02	66.004	672.168	673.112	6.191.975
9209940000	Parts & accessories for the musicalinstruments of heading 92.07	27.725	505.905	532.423	7.368.268
9209990000	Parts & accessories for other musicalinstruments	48.072	646.734	1.579.053	20.975.126
9301110000	Artillery weapons (for example, guns,howitzers & mortars), self-propelled	1.902	3.550	25.973	61.789
9301190000	Artillery weapons(for ex.guns,howitzer& mortars), not self-propelled	27	4.442	322	2.192.015
9301200000	Rocket launcers;flame-throwers;grenadelauncers; torpedo tub&sim. projectors	114	6.955	759	36.762
9301900000	Oth military weapons,o than revolvers,pistols & the arms of heading 93.07	2.870	7.179	10.586	3.652.794
9302000000	Revolvers and pistols, otherthan those of heading 93.03/93.04.	111	3.349	14.512	324.552
9303100000	Muzzle-loading firearms	0	139	0	332
9303201000	Hunting shotguns	0	2.443	0	11.168
9303209000	Oth sporting/target-shooting shotguns,including combination shotgun-rifles	3	4	609	658
9303309000	Oth sporting/target-shooting rifles	199	269	8.945	12.867
9303900000	Oth firearms&sim. device which operateby the firing of an explosive charge	0	230	0	20.209
9304009000	Oth arms (for example,spring, air/gasguns&pistols),excl.those of head 93.07	0	1.954	0	18.730
9305100000	Parts and accessories of revolvers/pistols	0	45	0	104.356
9305219000	Shotgun barrels of other shotguns	0	314	0	6.278
9305299000	Other parts and accessories of othershotguns	0	26	0	508
9305910000	Parts and accessories of militaryweapons of heading 93.01	0	28	0	20.045
9305999000	Parts and accessories of other arms	0	164	0	7.044
9306210000	Cartridges for shotgun and air gun	0	40.767	0	2.146.599
9306290000	Parts of cartridges, gun pellets	4.651	9.819	14.582	895.828
9306301000	Oth cartridges&parts thereof use forrevolvers & pistols of heading 93.02	0	580	0	6.201

I.3. IMPOR MENURUT KOMODITI / IMPORT BY HS COMMODITY
*****SEPTEMBER / SEPTEMBER 2009 *****

H S	Uraian Komoditi Commodity Description	Berat Bersih / Net Weight (Kg)		Nilai / Value C.I.F (US\$)	
		Bulan ini Current Month	Kumulatif Cum.Jan. to date	Bulan ini Current Month	Kumulatif Cum.Jan. to date
9306302000	Cartridges for riveting/similar toolsor for captive-bolt humane killers and	264	857	11.462	38.193
9306309000	Other cartridges and parts thereof usefor other arms	0	2.356	0	117.150
9306900000	Other cartridges, missiles and similarmunitions of war & parts thereof	0	42.482	0	4.894.481
9307000000	Swords,cutlasses,bayonets,lances&similar arms&parts thereof &scabbards	64	128	706	732
9401100000	Seats of a kind used for aircraft,convertible into beds	1	10.494	143	150.629
9401200000	Seats of a kind used for motorvehicles, converti-ble into beds	9.793	77.805	95.532	757.683
9401300000	Swivel seats with variable heightadjustment	158.172	1.677.491	463.623	4.628.234
9401400000	Seats other than garden seats/camping	106.180	539.281	253.007	1.307.787
9401510010	Seats of rattan	413	97.837	518	104.408
9401510090	Other seats of rattan	0	33.317	0	131.022
9401590000	Other seats of bamboo/rattan	742	3.166	909	4.715
9401610000	Upholstered	112.217	855.500	301.725	2.359.544
9401690000	Other upsholstered	56.591	675.353	123.842	1.620.723
9401710000	Other seats, with metal frames,upholstered	186.386	2.260.401	563.131	5.987.643
9401790000	Other seats, with metal frames, notupholstered	320.203	1.828.141	525.594	3.466.182
9401801000	Baby walkers	4.772	118.646	9.186	277.188
9401809000	Other seats	38.515	738.033	103.004	1.477.466
9401901010	Parts of aircraft seats of plastics	3.381	35.792	3.465	204.330
9401901090	Oth parts of aircraft seats of plastics	2.253	5.331	29.700	68.687
9401902000	Parts of baby walkers	0	4.987	0	8.366
9401909100	Parts of seats of goods of subheading9401.20.00/9401.30.00	223.290	1.412.905	1.599.261	9.121.374
9401909910	Oth.of goods of subheading of plastic9401.20/9401.30	23.062	222.264	39.222	560.646
9401909990	Oth.of goods of subheading9401.20/9401.30	674.506	3.330.601	3.905.289	19.671.414
9402101000	Dentists' chairs	31.856	266.655	187.269	2.171.933
9402103000	Barbers' and hairdressers' chairs andparts	1.081	139.870	3.705	375.727
9402109000	Other dentists, hairdressers & barberschairs and part thereof	8.652	86.039	114.128	254.192
9402901000	Fumtr.designed for medical,surgical/veterinary surg.purp.&parts thereof	37.382	226.757	129.690	1.065.810
9402909000	Oth. furntr.design for medical,surgical/veterinary surg.purp.&parts thereof	16.828	320.277	79.840	1.935.044
9403100000	Mtl furniture of a kind used in office	151.451	1.014.103	348.958	1.936.099
9403200000	Other metal furniture	736.005	4.554.447	1.089.142	7.764.432
9403300000	Wooden furniture of a kind usedin offices	236.409	2.080.084	304.872	2.937.920
9403400000	Wooden furniture of a kind usedin the kitchen	111.848	634.235	132.716	723.505
9403500000	Wooden furniture of a kind usedin the bedroom	409.406	4.608.704	640.436	6.940.202
9403600000	Other wooden furniture	480.585	4.240.985	718.923	6.202.679
9403700000	Furniture of plastics	39.229	814.453	72.279	1.028.086
9403810010	Bedroom, dining room/living room sets ofrattan	323	4.696	2.840	11.080
9403810020	Bedroom, dining room/living room sets ofother materials	1.410	268.603	1.991	334.193
9403810030	Fumt. of plas. of kind used in parksgardens/vestibules	1.950	5.120	2.084	5.420
9403810040	Fume cupboards for use in medicallaboratories	0	1.644	0	49.528
9403810090	Other furniture of bamboo or rattan	30.425	72.741	68.608	216.948
9403890010	Bedroom, dining room/living roomsets of other materials	17.310	303.901	59.722	399.643
9403890020	Oth furniture of a kind used in parks,garden/vestibules	22.803	136.728	31.380	141.596
9403890030	Fume cupboards for use in medical lab.of cane,osier,bamboo/similar materials	4.838	31.260	14.062	76.819
9403890090	Other furniture	138.843	1.312.806	487.692	2.416.582
9403900000	Parts of other furniture	244.319	2.593.548	401.589	4.139.197
9404100000	Mattress supports	4.478	28.525	12.728	78.251
9404210000	Mattresses of cell. rubber/plastics,whether/not covered	3.360	122.399	14.969	498.822
9404291000	Mattress springs of other materials	3.937	102.234	11.743	317.518
9404292000	Mattress of hyperthermia/hypothermiatype of other materials	0	1	0	5.900
9404299000	Other mattress of other materials	49.132	819.742	35.281	554.105
9404300000	Sleeping bags	2.609	13.947	14.314	74.428
9404901000	Quilts, bedspreads and mattressprotectors	259	38.570	5.219	283.085
9404909000	Other articles of bedding and similarfurnishing	57.257	245.549	259.660	1.202.409
9405102000	Surgical lamps of ceiling/walllighting fittings	1.490	7.111	36.607	92.371
9405103000	Spotlights of ceiling/wall lightingfittings	59.418	358.665	264.946	1.804.697
9405109000	Oth chandeliers&oth elec ceiling/walllight.fittng,exc.of apublic spac.light	177.964	2.864.408	885.514	12.081.660
9405201000	Surgical lamps of electric table,desk,bedside/floor-standing lamps	0	151	0	10.381
9405209010	Elect. table of spotlights	5.686	56.733	17.213	135.130
9405209090	Oth. elect. table, desk	99.918	1.260.162	301.349	4.443.514
9405300000	Lighting sets of a kind used forchristmas trees	9.919	81.060	20.814	211.893
9405401000	Surgical lamps, incl. operat lights;pilot lamp assem for elec.-thermic dom	0	7.950	0	148.160
9405402000	Searchlights	181	8.861	611	13.131
9405404000	Oth. electr. lamps of spotlights	10.869	179.070	118.513	751.319
9405405000	Street lamps/lanterns	24.636	200.399	168.939	1.030.247
9405406000	Other exterior lighting, other thanstreet lamps/lanterns	24.891	90.119	152.581	876.405
9405407000	Non-flashing aerodrome beacons;lampsfor railwayloc.aircraft,ships ofbs mtl	4.663	79.333	32.105	279.634
9405408000	Pilot lamp assemblies for electrodomeestic appliances of heading 85.16	1.388	6.562	858	25.559
9405409010	Fibreoptic operation headlights	0	83.042	0	343.551
9405409090	Oth electric lamps,including oth eleclamps&lighting fittings of wood	50.010	553.399	396.625	3.345.519
9405501100	Non elect. lamps&flighting fittings -of brass, for religius rites	0	314	0	2.358
9405501900	Oth. non elect. lamps&flighting fittings	0	172	0	79
9405504010	Hurricane lamps of base metal	69.610	327.809	66.063	311.135

I.3. IMPOR MENURUT KOMODITI / IMPORT BY HS COMMODITY
*****SEPTEMBER / SEPTEMBER 2009 *****

H S	Uraian Komoditi Commodity Description	Berat Bersih / Net Weight (Kg)		Nilai / Value C.I.F (US\$)	
		Bulan ini Current Month	Kumulatif Cum.Jan. to date	Bulan ini Current Month	Kumulatif Cum.Jan. to date
9405504090	Other hurricane lamps	9.881	87.717	11.710	85.111
9405509011	Oil lamps of brass, used for relig.rites	56	7.023	245	48.945
9405509012	Oil lamps of other base metal,or of wood	0	1.881	0	7.973
9405509019	Other oil lamp of plastic	5.146	6.536	1.254	4.062
9405509020	Miners lamps and quarrymens lamps	121	991	4.533	22.581
9405509090	Other miners lamps & quarrymenslamps	6.200	20.859	59.039	148.609
9405601000	Property protection warning signs,street name plates,road&traffic signs	2	38.436	7	158.465
9405609010	Property protection warning signs,of stone/ceramic	32	1.200	1.973	211.211
9405609090	Other property protection warningsigns	17.358	152.414	86.182	998.970
9405911000	Parts of glass for surgical lamps	240	1.768	31.960	40.334
9405912000	Parts of glass for spotlights	579	9.578	1.865	63.603
9405914000	Glass globes and chimneys for otherlamps	17.556	31.337	23.269	41.137
9405919000	Parts of glass of other lamps	23.299	452.982	98.201	999.837
9405921000	Parts of plastics for surgical lamps	0	62	0	57
9405922000	Parts of plastics for spotlights	8.622	19.460	13.637	53.244
9405929000	Parts of plastics for other lamps	86.651	1.520.971	139.650	3.093.696
9405991000	Lampshades of textile materials	1.040	9.869	7.421	37.399
9405999010	Frames for miners/quarrymenslamps	0	2.077	0	76.019
9405999090	Other, for the miners lamps, surgical	63.421	722.567	139.105	1.846.913
9406001000	Greenhouses fitted with mechanical/thermal equipment	89.028	151.499	333.917	532.618
9406009200	Other prefabricated buildings of wood	1.388	11.045	19.378	138.423
9406009400	Other prefabricated buildings of iron/steel	52.805	2.702.816	153.820	9.897.525
9406009900	Other prefabricated buildings of othermaterials	31.576	1.934.513	108.131	8.924.001
9503001000	Tricycles, scooters, pedal cars andsimilar wheeled toys; dolls carriages	23.271	859.071	63.328	2.143.423
9503002100	Dolls, whether/not dressed	57.946	596.575	177.206	2.249.962
9503002200	Garments and garments accessories;footwear and headgear	1.064	8.588	13.933	203.548
9503002900	Other garments and garm. accessories;footwear and headgear	16.093	215.077	63.163	2.961.435
9503003000	Electric trains, includ tracks, signalsand other accessories therefor	14.062	102.362	56.812	444.120
9503004100	Model aircraft assembly kits	491	13.954	8.486	126.939
9503004900	Other model aircraft assembly kits	141.651	1.255.264	918.926	6.660.063
9503005000	Other construction sets&constructionaltoys, of materials other than plastics	5.949	46.317	40.475	669.972
9503006000	Stuffed toys representing animals/non-human creatures, puzzles	888	42.594	7.957	255.472
9503007100	Toys of jigsaw/picture puzzles	3.277	34.095	11.792	116.320
9503007900	Other toys of jigsaw/picture puzzles	10.210	384.340	16.730	1.891.908
9503009100	Numerical, alphabetical/animalblock/cut-outs; word builder sets;	7.038	76.438	21.325	274.914
9503009200	Skipping ropes	0	6.624	0	31.865
9503009300	Marbles	76.316	3.049.619	27.841	570.569
9503009900	Other of goods of sub heading95.03.00.9	1.182.534	10.308.211	2.918.535	26.739.147
9504100000	Video games of a kind used with atelevision receiver	198.952	1.051.164	495.677	3.055.657
9504202000	Tables for billiards of all kinds	0	88.380	0	55.151
9504209000	Other articles and accessories forbilliards	4.962	168.012	7.067	127.359
9504300000	Oth games, operated by coins, banknotesbank cards, tokens/by other means	121.965	680.342	485.545	2.539.774
9504400000	Playing cards	137.420	691.291	101.707	583.182
9504901000	Bowling requisites of all kind	288	9.626	911	58.994
9504902000	Darts and parts and accesories of darts	50	2.096	266	7.305
9504903900	Other tables designed for use withcasino games	0	9.717	0	13.985
9504909100	Tables designed for games	0	4.457	0	8.434
9504909900	Other tables designed for games	14.663	113.329	91.601	546.550
9505100000	Articles for christmas festivities	118.353	367.933	560.299	1.446.727
9505900000	Festive,carnival/oth entertn.articlesincl conjuring tricks & novelty jokes	53.185	293.119	141.482	795.020
9506110000	Skis of snow-skis	0	152	0	2.110
9506120000	Ski-fastenings (ski-bindings)	0	18	0	252
9506190000	Other snow-ski equipment	14.309	246.486	30.702	502.913
9506210000	Sailboards	0	822	0	18.232
9506290000	Other water-skis, surf-boards,sailboards& oth water-sport equipment	2.467	48.228	7.568	181.544
9506310000	Clubs for golf, complete	4.180	77.962	31.302	581.822
9506320000	Balls for golf	1.750	73.186	5.050	262.156
9506390000	Other golf equipment	575	40.666	14.255	199.894
9506401000	Tables tennis	9.681	142.652	22.815	226.362
9506409000	Oth articles & equip for table-tennis	32.795	166.768	81.739	366.496
9506510000	Art. & equip. for lawn tennis racketswhether/not strung	9.637	86.661	94.072	1.073.950
9506590000	Oth. art.&equip. for lawn tennis rackets	102.913	474.930	220.102	1.224.351
9506610000	Lawn-tennis balls	7.146	30.620	6.509	59.544
9506620000	Inflatable balls	12.089	235.592	43.751	991.852
9506690000	Other balls, other than golf balls &table-tennis balls	40.885	120.420	92.852	347.174
9506700000	Ice skates and roller skates, incl.skating boots with skates attached	5.186	45.302	41.571	171.914
9506910000	Artic.&equip. for general physicsexercise, gymnastics/athletics	449.587	3.372.166	1.099.452	8.877.049
9506992000	Bows and arrows for archery;crossbows	0	20	0	5.013
9506993000	Nets, cricket pads, shinguards andsimilar articles	5.628	53.765	17.931	165.580
9506995010	Shuttlecocks	6.428	40.438	27.160	146.600
9506995090	Other articles and equipment for sportbut badminton	6.907	144.371	15.960	422.219
9506999000	Oth articles&equipment for oth sports;swimming pools&padding pools	14.459	101.957	341.601	1.006.305

I.3. IMPOR MENURUT KOMODITI / IMPORT BY HS COMMODITY
*****SEPTEMBER / SEPTEMBER 2009 *****

H S	Uraian Komoditi Commodity Description	Berat Bersih / Net Weight (Kg)		Nilai / Value C.I.F (US\$)	
		Bulan ini Current Month	Kumulatif Cum.Jan. to date	Bulan ini Current Month	Kumulatif Cum.Jan. to date
9507100000	Fishing rods	44.578	597.321	93.840	2.192.630
9507200000	Fish-hooks, whether/not snelled	36.315	349.254	71.650	824.394
9507300000	Fishing reels	55.458	284.637	346.711	957.011
9507900000	Other fishing rods, hooks,/reels	27.244	166.027	128.337	1.992.913
9508100000	Travelling circuses and travellingmenageries	0	33	0	300
9508900000	Roundabouts,swings,shooting galleries&oth fairgrnd amus.; trave. theatres	29.075	614.813	117.721	2.844.057
9601100000	Worked ivory and articles of ivory	405	6.590	4.544	109.884
9601901000	Worked mother-of pearl/tortoise-shell & articles of the foregoing	1.000	47.665	1.300	109.250
9601909000	Other worked mother-of pearl/tortoise-shell & articles of the foregoing	22	31.786	340	273.703
9602001000	Gelatin capsules for pharmaceuticalproducts	3.887	85.476	110.085	1.271.389
9602002000	Cigar/cigarette cases, tobacco jars andhousehold ornamental articles	0	9.171	0	59.194
9602009000	Oth worked veget/minrl carving matrl&artic.ofthese matrls;ofwax,stearin,gum	7.850	22.950	12.848	72.142
9603101000	Brushes consisting of twigs/othersvegetable material bound together	17.120	445.383	30.953	714.468
9603102000	Brooms consisting of twigs/othersvegetable material bound together	38.493	333.720	48.177	445.770
9603210000	Tooth brushes, including dental-platebrushes	128.321	1.047.469	1.005.186	9.089.649
9603290000	Shaving brushes, hair brush, nail brush, eyelash o. toilet brush for use on men	70.881	538.608	145.695	1.361.710
9603300000	Artists' brushes, writing brush&similarbrushes for the applic.of cosmetics	16.154	142.622	223.850	1.295.830
9603400000	Paint, d istemper, varnish/similarbrushes ; paint pads and rollers	266.140	2.260.091	336.814	2.752.035
9603500000	Other brushes constituting parts of machines, appliances/vehicles	33.843	267.126	184.690	1.467.362
9603901000	Prepared knots and tufts for broom/brush making	10.896	41.674	15.800	100.681
9603902000	Hand-operated mechanical floorsweepers, not motorised	24.026	161.083	45.263	376.005
9603904000	Other brushes	61.874	878.770	83.056	945.636
9603909200	Parts for goods of subheading 9603.90.20	5.223	11.998	32.915	61.851
9603909900	Parts for goods of oth than subheading 9603.90.10	115.274	670.408	270.278	1.875.615
9604001000	Hand sieves and hand riddles of metal	1.600	19.039	3.239	79.297
9604009000	Hand sieves and hand riddles of other material	3.325	16.723	2.511	48.133
9605001000	Travel sets for personal toilet	6.054	63.383	55.910	344.285
9605009000	Travel sets for sewing/shoe/clothes cleaning	248	70.954	1.520	303.663
9606100000	Press-fasteners, snap-fasteners and press-studs and parts therefor	22.762	344.067	414.987	5.061.640
9606210000	Buttons of plastics, not covered with textile	79.478	778.326	1.231.801	11.889.590
9606220000	Buttons of base metal, not covered with textil	47.496	591.849	788.538	7.755.103
9606290000	Buttons of other material	37.763	637.762	325.482	6.070.746
9606300000	Button moulds&other parts of buttons; button blanks	4.838	68.258	61.660	952.304
9607110000	Slide fasteners fitted with chainscoops of base metal	97.689	693.681	773.639	8.485.802
9607190000	Other slide fasteners	175.215	1.884.428	1.830.396	17.390.487
9607200000	Parts of slide fasteners	136.220	2.078.111	601.196	8.935.083
9608101000	Ball point pens of plastics	62.145	423.778	75.089	919.230
9608109000	Oth. ball point pens of plastics	69.360	810.359	193.079	2.953.518
9608200000	Felt tipped & other porous-tipped pens& markers	107.948	925.423	275.621	2.932.786
9608310000	Indian ink drawing pens	4.811	20.010	7.028	30.791
9608391000	Fountain pens	24.006	95.826	19.086	397.704
9608399000	Oth. indian ink drawing pens	20.792	174.359	21.750	314.367
9608400000	Propelling/sliding pencils	1.774	54.074	24.980	444.508
9608500000	Sets of articles from two/more of the foregoing subheadings	10.280	155.925	25.827	432.338
9608601000	Refills for ball point pens of plastics comprising the ball point&ink reservoir	781	24.241	634	155.661
9608609000	Oth. refills for ball point pens of plst comprising the ball point&ink reservoir	4.085	86.158	104.465	1.550.699
9608919000	Pen nibs and nib points of other material	1.889	141.563	69.713	4.430.188
9608991000	Duplicating stylos	2.653	22.874	859	20.601
9608999000	Penholders, pencil-holders&similarholder parts of the foregoing articles	9.437	405.483	203.181	4.100.359
9609101000	Black pencils	57.189	1.013.277	58.987	2.106.189
9609109000	Crayons & other pencils with leads encased in a rigid sheath	58.205	500.141	84.760	787.017
9609200000	Pencil leads, black/colored	60.307	419.416	513.054	3.634.050
9609901000	Slate pencils for school slates	1	6.650	50	15.834
9609903000	Pencils & crayons other than those of subheading 9609.10.00	6.279	115.084	6.480	237.103
9609909000	Pastels, drawing charcoals, tailors' chalks	34.425	544.633	122.222	1.315.233
9610001000	School slates	6.975	62.088	6.027	54.864
9610009000	Oth slates&boards, with writing/drawingsurf'es, whethr/not framed for o.school	14.136	75.417	31.986	270.698
9611000000	Date, seal/numbering stamps & the like hands operate	19.833	134.354	65.451	828.498
9612101000	Ribbons of textile fabric	63.856	206.725	148.775	1.338.518
9612109000	Ribbons of other materials	70.067	568.695	455.116	5.081.261
9612200000	Ink-pads	2.807	48.313	5.895	500.172
9613101000	Pocket lighters, gas fuelled, non-refillable of plastics	459.051	2.978.213	319.496	3.485.676
9613109000	Oth. pocket lighters, gas fuelled, non-refillable	144.277	1.552.944	207.082	2.047.284
9613201000	Pocket lighters, gas fuelled, refillable of plastics	74.004	1.742.443	73.138	1.892.840
9613209000	Oth. pocket lighters, gas fuelled, refillable	24.003	337.505	65.777	802.099
9613801000	Piezo-elect lighters for stoves&ranges	20.506	161.273	77.540	262.706
9613802000	Cigarette lighters/table lighter of plastics	0	93	0	153
9613803000	Cigarette lighters/table lighters, oth than of plastics	3.430	80.872	70.613	605.651
9613809000	Other lighters	13.344	347.250	59.261	966.030
9613901000	Parts of refilled cartridge/other receptacles	0	37.314	0	70.508
9613909000	Other parts of lighters other than flints and wicks	18.041	405.269	128.064	3.223.527
9614001000	Roughly shaped blocks of wood/root for the manufacture of pipes	0	46	0	50

I.3. IMPOR MENURUT KOMODITI / IMPORT BY HS COMMODITY
*****SEPTEMBER / SEPTEMBER 2009 *****

H S	Uraian Komoditi Commodity Description	Berat Bersih / Net Weight (Kg)		Nilai / Value C.I.F (US\$)	
		Bulan ini Current Month	Kumulatif Cum.Jan. to date	Bulan ini Current Month	Kumulatif Cum.Jan. to date
9614009000	Oth smoking pipes, cigar,cigaetterholders and parts thereof	7.864	16.819	16.059	68.633
9615111000	Hair slides and the likeof hard rubbers/plastics	41.489	550.258	105.081	1.199.744
9615119000	Combs of hard rubbers/plastics	116.500	1.304.961	383.421	2.516.465
9615191000	Hair slides and the like of materialother than hard rubbers/plastics	23.231	102.995	120.100	523.049
9615199000	Combs of material other than hardrubbers/plastics	45.178	686.955	94.942	1.003.042
9615901100	Decorative hair pins of aluminium	0	1.772	0	11.904
9615901200	Decorative hair pins of iron/steel	320	3.641	6.055	33.461
9615901900	Oth. decorative hair pins	10.136	83.953	25.345	176.027
9615902000	Parts of decorative hair pins	25	13.348	38	17.877
9615909100	Parts decorative hair pins of aluminium	40	32.536	100	83.983
9615909200	Parts decorative hair pins of iron/steel	166	4.694	390	11.707
9615909900	Oth. parts of decorative hair pins	2.257	30.216	8.255	75.753
9616101000	Sprays of scent and similar toiletsprays	63.630	713.290	448.703	5.552.130
9616102000	Mounts and heads of the sprays	73.611	544.019	308.915	2.307.530
9616200000	Powder-puffs&pads for the applicationof cosmetics/toilet preparations	7.553	129.347	58.206	1.530.467
9617001000	Vacuum flasks and other vacuumvessels	109.299	841.495	200.523	1.703.199
9617002000	Parts of vacuum flasks & oth vacuumvessels other than glass inners	177	14.444	136	83.986
9618000000	Tailor' dummies & oth lay figrs;auto-&oth displ.used for shop window dressing	11.699	82.000	38.568	571.088
9701100000	Paintings, drawings and pastels	9.745	93.220	41.872	361.489
9701901000	Colleges & similar decorative plaquesof cut flower bud,foli/oth part of plant	544	10.672	2.452	27.283
9701902000	Colleges & similar decorative plaquesof natural corks	0	34	0	2.511
9701909000	Colleges & similar decorative plaquesother than of natural cork	10.222	51.209	27.143	957.002
9702000000	Original engravings, prints andlithographs	127	40.558	138	15.202
9703000000	Original sculptures and statuary, inany material	31.529	257.850	27.511	190.541
9704009000	Postal stationary other than postageor revenue stamps	88	295	852	1.279
9705000090	Collection and collectors pieces ofoth than zoologic/archaeologic interest	382	20.419	8.275	39.139
9706000000	Antiques of an age exceeding onehundred years	0	1.204	0	1.445.824
9801101000	Sedan of head 8703 with cylinder cap <1500 cc, incompletely knocked down	72.279	318.878	623.783	5.325.033
9801102000	Oth vhcl of head 8703 with (4x2) systemincompletely knocked down, for person	1.241.698	17.708.478	13.058.298	179.014.285
9801201000	Vhcls of head 8704 with gross weight<=5 ton, incompletely knocked down	286.519	2.988.435	3.236.358	30.872.057
9801202000	Vhcls of head 8704 with 5 ton < grossweight <= 24 ton, incmpltly knocked down	10.471.283	32.157.902	18.493.329	195.225.242
9801203000	Vhcls of head 8704 with gross weight>24 ton,incmpltly knocked down,for good	66.911.816	82.036.862	5.093.672	65.143.976
9801301000	Vhcls of head 8702 with gross weight<=5 ton, incompletely knocked down	0	286	0	2.689
9801302000	Vhcls of head 8702 with 5 tons < grosweight <= 24 ton, incmpltly knocked down	51.898	2.596.746	215.623	10.111.674
9801303000	Vhcls of head 8702 with gross weight> 24 tons, incompletely knocked down	0	2.686	0	37.134
9802100000	Rotary internal/spark-ignition combustcomprsn-ignition pist engine, of inckd	186.266	421.703	506.744	3.034.425
9802200000	Gear boxes, of incomplete knocked downvehicles	7.712	1.302.830	33.459	21.034.498
9802300000	Drive-axles, of incomplete knocked downvehicles	239.817	4.210.890	1.015.155	18.921.474
TOTAL IMPORT		8.855.612.703	65.536.791.067	8.516.603.276	68.284.513.062

I.4. IMPOR MENURUT NEGARA ASAL / IMPORT BY COUNTRY OF ORIGIN
***** SEPTEMBER / SEPTEMBER 2009 *****

Country Code	Negara Asal Country of origin	Berat bersih / Net weight (Kg)		Nilai / Value C.I.F (U S \$)	
		Bulan ini Current month	Kumulatif Cum. Jan. to date	Bulan ini Current month	Kumulatif Cum. Jan. to date
111	JP Japan	280.898.199	1.823.450.956	805.666.912	6.869.722.738
112	HK Hong Kong	14.772.183	135.160.740	192.834.413	1.232.450.299
113	KP Korea, Democratic People's Republic	39.204	8.694.340	13.887	7.362.537
114	KR Korea, Republic Of	390.673.507	2.673.070.214	442.155.697	3.422.073.309
115	TW Taiwan	245.116.183	1.090.133.984	242.145.025	1.639.422.862
116	CN China	699.932.076	5.562.449.871	1.082.172.026	9.733.724.449
117	MN Mongolia	100.000	600.108	28.643	274.101
118	MO Macau	31.538	902.219	159.357	4.140.624
120	PG Papua New Guinea	85.001	25.214.867	134.864	36.791.454
121	TH Thailand	379.204.927	3.015.489.234	374.189.341	3.230.059.076
122	SG Singapore	1.723.241.557	10.692.429.485	1.621.799.021	11.348.254.631
123	PH Philippines	35.353.878	198.926.828	59.467.474	376.447.626
124	MY Malaysia	1.029.856.929	6.155.137.113	584.243.443	3.843.413.856
125	MM Myanmar (form. Burma)	614.019	49.776.367	409.275	28.589.527
126	KH Cambodia	3.089	4.356.487	85.989	2.577.620
127	BN Brunei Darussalam	77.344.025	1.010.127.348	43.952.012	420.201.803
128	LA Lao People's Democratic Republic	0	296.217	0	408.790
129	NP Nepal	0	1.691	0	10.252
130	BT Bhutan	500	4.363	781	182.599
131	VN Viet Nam	28.998.072	526.149.532	32.488.304	430.737.772
133	IN India	174.778.263	1.692.610.046	179.516.735	1.550.172.768
134	PK Pakistan	9.077.901	43.541.542	7.479.659	47.796.611
135	BD Bangladesh	1.821.321	17.931.522	1.531.333	21.962.855
136	LK Sri Lanka	11.005.870	95.640.217	4.961.880	49.464.400
137	AF Afghanistan	0	19.503	0	28.337
138	ID Indonesia	243.743	5.772.273	1.056.798	16.070.011
141	IQ Iraq	0	1.742.170	0	686.715
142	IR Iran (islamic Republic Of)	24.807.459	478.289.915	22.657.230	277.427.556
143	SA Saudi Arabia	530.818.498	4.389.990.057	301.525.264	2.126.782.080
144	IL Israel	178.414	451.962	1.306.800	9.274.653
145	KW Kuwait	356.666.672	1.797.735.960	211.401.922	899.465.393
146	JO Jordan	312.814	452.486.917	333.782	132.240.444
148	LB Lebanon	39.655	255.237	222.993	1.333.169
151	YE Yemen	108.510	211.802	251.065	766.418
152	OM Oman	4.767.393	25.560.164	8.635.966	39.193.601
153	SY Syria Arab Republic	19.741	1.320.587	47.701	1.051.427
154	TR Turkey	119.149.380	968.406.115	60.481.719	435.186.707
155	AE United Arab Emirates	58.188.884	285.680.178	35.556.048	153.455.196
156	QA Qatar	51.380.642	406.417.044	18.069.305	198.563.362
157	BH Bahrain	64.415.767	124.875.411	8.583.359	35.373.482
158	CY Cyprus	22.500	199.365	6.774	78.481
211	EG Egypt	12.457.698	351.617.534	2.123.585	65.852.830
212	LY Libyan Arab Jamahiriya	0	284.495.304	0	103.032.707
213	MA Morocco	587.010	26.536.552	3.787.333	18.039.664
214	TN Tunisia	457.567	5.856.848	653.271	10.225.556
215	DZ Algeria	0	124.739.953	0	54.079.039
216	SD Sudan	157.792.823	907.797.888	83.391.809	427.636.360
217	ER Eritrea	0	114	0	6.565
218	LS Lesotho	0	18	0	698
219	NA Namibia	739.420	7.798.693	1.317.194	11.915.437
221	ET Ethiopia	45.481	259.320	81.927	1.122.599
222	TZ Tanzania, United Republic Of	624.523	8.428.902	799.221	7.097.721
223	MG Madagascar	79.562	787.226	70.447	2.951.648
225	KE Kenya	385.547	6.350.580	872.473	8.431.391
226	RE Reunion	0	3.907.575	0	463.210
227	MZ Mozambique	1.046.272	3.943.234	1.262.982	3.898.517
228	BW Botswana	9	97	277	1.803
230	TG Togo	2.742.322	6.834.953	999.285	5.154.126
231	GH Ghana	2.012.268	10.698.797	3.627.989	28.562.297
232	LR Liberia	0	12.100.733	0	3.521.557
233	GN Guinea	0	43.409	0	40.511
234	AO Angola	0	110.537	0	160.826
235	CG Congo	0	476.271	0	383.280
236	CM Cameroon	247.432	3.084.359	626.119	6.171.228
237	NG Nigeria	259.932.030	1.148.418.252	142.123.559	506.364.956
238	SL Sierra Leone	366.622	367.802	106.394	111.467
239	GA Gabon	0	177.879	0	364.721
240	CI Cote D'ivoire	1.421.520	7.210.027	1.339.769	11.595.182
241	SN Senegal	29.952	419.121	21.596	398.908
242	MR Mauritania	0	2.430	0	20.875
243	ML Mali	927.355	4.600.300	1.272.544	5.660.680
244	BJ Benin	1.406.600	5.303.868	1.502.939	5.794.901
245	BF Burkina Faso	1.905.909	5.989.534	2.511.219	7.846.361

I.4. IMPOR MENURUT NEGARA ASAL / IMPORT BY COUNTRY OF ORIGIN
***** SEPTEMBER / SEPTEMBER 2009 *****

Country Code	Negara Asal Country of origin	Berat bersih / Net weight (Kg)		Nilai / Value C.I.F (U S \$)		
		Bulan ini Current month	Kumulatif Cum. Jan. to date	Bulan ini Current month	Kumulatif Cum. Jan. to date	
247	GM	Gambia	537	537	2.879	2.879
248	VI	U.s. Virgin Islands	0	916	0	8.157
249	SC	Seychelles	0	2.335	0	288.899
251	UG	Uganda	28.971	3.598.053	246.082	5.026.945
252	CF	Central African Republic	189.004	2.350.037	104.425	2.734.766
253	NE	Niger	0	92.804	0	40.154
254	TD	Chad	0	139.450	0	188.284
255	DJ	Djibouti	37.020	42.195	53.679	195.206
256	SH	Saint Helena	1.551	48.861	39.665	146.631
260	SZ	Swaziland	350.562	11.049.642	158.677	6.280.221
261	ZA	South Africa	103.568.459	389.954.890	50.574.793	232.014.132
262	ZW	Zimbabwe	1.032.542	7.376.961	1.466.500	14.373.072
263	ZM	Zambia	215.850	601.399	421.742	783.973
264	MW	Malawi	0	718.630	0	1.063.650
267	MU	Mauritius	335.159	6.958.240	539.487	8.007.890
268	RW	Rwanda	0	1	0	3
269	ZR	Zaire	0	53	0	40
298	VG	Virgin Islands (british)	68.449	7.878.770	97.346	5.014.740
311	AU	Australia	489.691.546	5.047.396.647	256.351.699	2.438.366.007
312	NZ	New Zealand	71.599.936	485.820.752	41.823.832	416.352.049
318	FM	Micronesia, Federated States Of	176	707	567	2.373
319	GU	Guam	0	117	0	552
321	NR	Nauru	0	266	0	6.856
322	NC	New Caledonia	0	756	0	10.648
323	NU	Niue	0	2.372	0	9.476
326	VU	Vanuatu	0	100.090	0	243.685
328	IO	British Indian Ocean Territory	849	1.912.996	18.785	489.720
329	ON	Oth.oceania	0	73	0	2.093
331	AS	American Samoa	60.648	1.722.308	95.493	2.292.820
332	CK	Cook Islands	2.679	98.576	226.601	2.220.429
333	FJ	Fiji	0	3.102	0	68.247
335	MH	Marshall Islands	8.430.000	31.783.117	50.800.000	80.547.154
336	WS	Samoa	554	62.428	6.698	242.488
337	SB	Solomon Islands	831.800	7.183.951	653.877	4.472.395
338	TO	Tonga	0	2.007	0	13.062
339	TV	Tuvalu	0	872.221	0	368.876
340	CX	Christmas Islands	0	1.616	0	1.206
341	UM	United States Minor Outlying Island	0	6	0	136
342	CC	Cocos (keeling) Islands	0	18.042	0	26.789
343	TK	Tokelau	0	63.651	0	60.045
391	TL	East Timor	206.173	775.503	69.714	449.769
411	US	United States	331.719.484	3.385.409.603	502.848.431	4.866.729.403
412	CA	Canada	144.601.825	1.301.452.019	67.382.913	770.192.240
421	MX	Mexico	4.985.239	24.377.874	11.871.138	93.804.093
422	GT	Guatemala	51	85.650.222	1.594	30.077.505
423	HN	Honduras	3.136	25.133	75.625	153.361
424	NI	Nicaragua	0	841	0	36.502
425	PA	Panama	234.880	71.445.095	66.941	169.491.196
426	CU	Cuba	410	2.534	75.600	740.460
427	CB	Curacao	0	481	0	16.325
428	SR	Suriname	0	21	0	3.492
431	CL	Chile	28.077.440	455.952.435	16.152.049	138.079.396
432	VE	Venezuela	227	78.468	15.393	415.536
433	AR	Argentina	147.821.479	1.214.783.971	75.016.446	568.527.521
434	BR	Brazil	227.431.102	1.438.603.427	123.320.082	709.521.864
435	CO	Colombia	1.992.491	7.071.426	3.434.376	10.012.733
436	BO	Bolivia	0	104.052	0	918.438
437	UY	Uruguay	653.366	6.297.254	263.078	4.039.720
438	PY	Paraguay	128.717	27.904.791	199.314	12.977.480
441	EC	Ecuador	75.891	1.192.763	223.275	1.730.981
442	PE	Peru	3.704.044	43.289.569	3.598.970	30.361.728
443	GY	Guyana	0	142	0	5.691
444	TT	Trinidad And Tobago	106.855	31.298.904	30.454	12.497.291
445	BS	Bahamas	125.920	1.299.605	34.628	372.606
446	JM	Jamaica	45.650	922.630	12.554	355.228
447	PR	Puerto Rico	720.627	1.411.326	381.953	7.901.475
448	BZ	Belize	0	9.503.531	0	6.005.334
449	DO	Dominican Republic	1.110.846	2.967.108	319.354	1.608.687
450	SV	El Salvador	0	19.669.808	0	7.387.852
451	CR	Costa Rica	94.547	1.619.542	192.595	4.182.692
452	HT	Haiti	0	709	0	27.185
453	BB	Barbados	149.690	190.670	41.165	49.813
454	AG	Antigua And Barbuda	5	14.850	25	447.354

I.4. IMPOR MENURUT NEGARA ASAL / IMPORT BY COUNTRY OF ORIGIN
***** SEPTEMBER / SEPTEMBER 2009 *****

Country Code	Negara Asal Country of origin	Berat bersih / Net weight (Kg)		Nilai / Value C.I.F (U S \$)	
		Bulan ini	Kumulatif	Bulan ini	Kumulatif
		Current month	Cum. Jan. to date	Current month	Cum. Jan. to date
455	AI Anguilla	0	38	0	168
456	AW Aruba	0	769.398	0	109.971
457	BM Bermuda	0	70.000	0	528.132
458	CV Cape Verde	0	15.618	0	46.442
459	KY Cayman Islands	0	11.447	0	101.022
460	DM Dominica	0	399	0	13.844
462	GF French Guiana	0	13.015	0	4.230
463	PF French Polynesia	0	15	0	47
464	GL Greenland	0	875	0	4.409
466	MQ Martinique	19.641	19.641	93.088	93.088
467	AN Netherlands Antilles	125.910	427.945	368.356	959.633
468	NF Norfolk Islands	13.200	22.168	82.395	98.224
469	LC Saint Lucia	0	4.701	0	35.457
470	SM San Marino	0	795	0	6.128
471	TC Turks And Caicos Islands	0	27	0	6.995
472	GP Guadeloupe	0	257	0	2.486
511	GB United Kingdom	52.070.790	435.009.918	51.447.884	650.894.627
512	NL Netherlands	24.424.435	222.323.760	49.352.980	382.494.779
513	FR France	24.507.246	186.062.057	57.285.675	1.151.194.896
514	DE Germany, Fed. Rep. Of	71.615.797	535.416.246	197.746.152	1.710.689.020
515	AT Austria	3.261.089	22.457.947	22.407.315	181.091.992
516	BE Belgium	21.010.657	318.044.675	26.295.163	316.460.501
517	CH Switzerland	4.605.748	31.470.129	47.367.994	318.150.811
518	LU Luxembourg	64.128	2.496.995	145.139	5.448.985
520	MC Monaco	288	18.432	10.918	316.841
521	DK Denmark	594.050	12.846.980	10.203.955	85.201.822
522	NO Norway	9.275.172	93.264.048	5.160.109	69.294.460
523	SE Sweden	13.814.804	135.618.916	39.868.142	549.945.529
524	FI Finland	3.052.272	49.861.527	14.444.797	178.482.526
525	IE Ireland	551.799	7.502.710	4.886.942	147.009.458
526	IT Italy	19.125.033	230.283.606	47.712.000	514.290.339
527	ES Spain	5.007.406	48.544.360	11.990.591	188.600.666
528	PT Portugal	1.151.230	15.737.105	876.109	10.059.527
529	IS Iceland	12.356	32.460	126.199	208.911
530	MS Montserrat	0	9.940	0	1.257.843
531	GR Greece	3.488.604	34.210.555	1.775.721	25.552.068
532	VA Vatican City State (holy See)	0	9.434	0	16.662
533	AD Andorra	0	47.356	0	230.646
534	LI Liechtenstein	0	732	0	12.586
540	CD Democratic Republic Of The Congo	59.742	243.634	121.873	475.810
542	HU Hungary	188.506	1.242.466	3.455.225	83.908.246
543	PL Poland	647.982	18.675.993	1.639.315	25.397.740
544	RO Romania	1.392.241	8.876.659	803.866	13.409.333
545	BG Bulgaria	5.640.621	45.009.387	2.053.755	15.720.668
547	YU Yugoslavia	21	30.363	1.657	2.120.231
548	AL Albania	56	136.426	2.518	833.259
549	AM Armenia	0	104.273	0	92.865
550	AZ Azerbaijan	2.000	1.170.097.639	55.338	536.807.276
551	BY Belarus	58.116	5.522.773	133.272	9.789.362
552	KZ Kazakhstan	398.327	6.273.790	834.570	7.728.269
553	KG Kyrgyzstan	56.398	521.073	94.753	1.262.744
554	MD Moldova, Republic Of	10	806	496	53.324
555	TJ Tajikistan	0	1	0	2.738
557	UA Ukraine	176.595.400	594.213.180	64.407.320	227.429.352
558	UZ Uzbekistan	0	417.229	0	353.211
559	LT Lithuania	60.917	3.223.360	34.007	3.052.568
560	LV Latvia	176	3.456.668	3.253	1.506.410
561	EE Estonia	1.028.146	5.526.098	525.379	3.523.025
562	GE Georgia	24.492	71.310	118.339	285.309
563	HR Croatia	132.229	760.284	228.667	1.908.242
564	BA Bosnia And Herzegovina	7	23.591	89	33.652
565	MT Malta	212	858.696	68.478	1.184.199
566	SK Slovakia	281.548	1.788.789	498.139	7.201.323
567	SI Slovenia	631.090	1.749.404	2.361.517	10.824.837
568	CZ Czech Republic	773.215	7.184.633	5.422.334	32.714.979
569	GS South Georgia And The South Sa	0	357	0	6.739
570	MK Rep. Of Macedonia	56	4.331	1.213	43.314
572	RU Russia Federation	80.136.917	437.107.684	40.714.156	216.713.355
TOTAL IMPORT		8.855.612.703	65.536.791.067	8.516.603.276	68.284.513.062

I.5. IMPOR MENURUT PROPINSI DAN PELABUHAN BONGKAR
IMPORT BY PROVINCE AND PORT OF IMPORTATION
***** SEPTEMBER / SEPTEMBER 2009 *****

Kode Pelabuhan Bongkar Port of Importation	Berat bersih / Net weight (Kg)		Nilai / Value C.I.F (U S \$)	
	Bulan ini	Kumulatif	Bulan ini	Kumulatif
	Current month	Cum. Jan. to date	Current month	Cum. Jan. to date
NANGROE ACEH DARUSSALAM	88.437.887	486.234.011	16.548.766	54.018.787
104 IDLSW Lhok Seumawe	80.508.219	167.053.619	10.471.001	24.875.456
106 IDLAS Langsa, Sumatra	4.632.076	4.632.076	2.321.291	2.321.291
112 IDBAO Bakongan	205.707	205.707	1.320.645	1.320.645
115 IDBTJ Blang Bintang (u)	0	11.988	0	92.764
117 IDKRU Krueng R. Malahayati	0	15.238.452	0	6.934.462
118 IDKLS Kuala Langsa	3.091.885	3.091.885	2.435.829	2.435.829
119 IDLHK Lhok Nga	0	296.000.284	0	16.038.340
SUMATERA UTARA	316.613.875	3.716.563.313	179.726.346	1.933.793.748
143 IDTPR Tanjung Pura	0	268.648	0	95.415
144 IDBLW Belawan	312.103.292	3.278.221.868	177.521.321	1.772.786.894
145 IDTJB Tanjung Balai Asahan	4.332.005	24.930.474	1.591.382	10.716.611
159 IDSLG Sibolga	0	1.488.336	0	478.648
165 IDPTE Pulau Tello	0	512.470	0	60.278
166 IDMES Medan / Polonia (u)	56.585	386.343	544.127	7.306.391
167 IDMDN Medan (ptt)	0	2	0	2.797
170 IDKTJ Kuala Tanjung	121.993	410.755.172	69.516	142.346.714
SUMATERA BARAT	69.339.831	463.782.167	51.130.402	252.350.339
191 IDTBY Padang/tl.bayur	69.339.831	463.781.946	51.130.402	252.332.891
192 IDPDG Padang / Tabinj (u)	0	221	0	17.448
RIAU	106.817.513	933.290.379	59.580.228	530.567.828
225 IDDUM Dumai	34.952.924	307.147.059	21.821.907	179.073.854
228 IDBLS Bengkalis	808.913	3.951.003	307.258	1.623.990
230 IDSPA Selat Panjang	22.629	237.501	11.470	133.551
233 IDPEK Pekanbaru (rumbai)	794.805	11.819.163	1.183.888	15.739.329
235 IDSUQ Sungai Guntung	2.500.000	10.494.301	1.624.825	14.421.803
242 IDTEM Tembilahan	50.977	2.377.038	909.989	5.287.767
243 IDKEN Kuala Enok	0	37.113	0	72.987
244 IDRGA Rengat	0	2.408.000	0	1.381.586
261 IDPKU Simpang Tiga (u)	6.708	145.482	56.765	703.135
273 IDPAK Pekanbaru	2.325.915	18.538.664	1.307.204	28.990.309
277 IDBUN Buatan	11.883.800	251.817.446	10.258.683	97.931.884
278 IDPWG Perawang, Sumatra	53.470.842	324.317.609	22.098.239	185.207.633
JAMBI	8.686.433	78.489.629	8.399.001	69.759.317
291 IDKTK Kuala Tungkal	4.236.010	61.348.803	3.979.760	38.748.136
292 IDMSA Muara Sabak	3.132.698	6.892.807	1.382.384	3.067.633
293 IDDJM Jambi	1.317.725	10.248.019	3.036.857	27.943.548
SUMATERA SELATAN	24.758.257	185.229.120	36.710.067	164.901.223
326 IDPLA Palembang - Plaju	2.291.166	10.453.013	1.100.448	4.699.560
334 IDPLM Sm.badaruddin (u)	26.541	151.246	288.703	4.095.933
339 IDBLJ Belinju	482.000	1.197.000	810.631	1.566.701
340 IDMRI Musi River/boom Baru	21.958.550	173.427.861	34.510.285	154.539.029
BENGGULU	0	4.373.076	0	2.396.839
361 IDBKU Bengkulu	0	4.373.076	0	2.396.839
LAMPUNG	132.082.583	1.578.299.111	98.357.912	921.309.444
364 IDKTA Kota Agung	59.296.510	965.817.728	36.173.840	419.286.945
395 IDPJG Panjang	72.786.073	612.481.383	62.184.072	502.022.499
BANGKA BELITUNG	9.131.814	46.650.930	9.606.773	36.656.112
321 IDMUO Muntok	517.000	9.461.199	649.748	8.920.894
323 IDPGX Pangkal Balam	6.757.026	31.237.858	4.344.259	18.528.333
327 IDTOL Toboali	0	221.000	0	1.291.632
328 IDTPD Tanjung Pandan	1.857.788	5.404.373	4.612.766	7.491.442
330 IDSLI Sungai Liat	0	314.000	0	339.436
333 IDTSE Tanjung Selu	0	12.500	0	84.375
KEPULAUAN RIAU	310.933.497	2.300.240.457	825.553.273	6.806.362.054
248 IDTBK Tg Balai Karimun	1.730	13.638.021	3.179	9.787.380
249 IDPSS Pulau Sambu	79.250.531	143.454.850	34.279.433	60.105.544
250 IDTAN Tanjung Uban	32.802.490	419.617.103	21.684.974	249.059.583
251 IDTPN Tanjung Pinang	106.844	2.818.297	1.408.486	6.785.306
252 IDTER Terempa	1.946.400	84.380.894	25.784.730	540.212.285
254 IDTBT Tanjung Batu, Riau	0	38.000	0	37.574
258 IDBTU Batu Ampar	133.024.566	1.073.190.774	414.317.696	3.240.015.397
260 IDDAS Singkep - Dabo	0	18.623	0	6.228
262 IDTNJ Kijang (u)	120	37.671	442	6.892.332
265 IDSKP Sekupang	12.460.883	162.903.074	140.446.255	1.353.909.109
267 IDKAB Kabil/panau	50.726.138	386.859.384	121.235.914	727.938.326
269 IDUNA Udang Natuna	549.832	12.561.831	40.350.440	389.566.956

I.5. IMPOR MENURUT PROPINSI DAN PELABUHAN BONGKAR
IMPORT BY PROVINCE AND PORT OF IMPORTATION
***** SEPTEMBER / SEPTEMBER 2009 *****

Kode Pelabuhan Bongkar Port of Importation	Berat bersih / Net weight (Kg)		Nilai / Value C.I.F (U S \$)	
	Bulan ini	Kumulatif	Bulan ini	Kumulatif
	Current month	Cum. Jan. to date	Current month	Cum. Jan. to date
271 IDBTH Hang Nadim (u)	63.963	721.935	26.041.724	222.046.034
DKI JAKARTA	2.604.881.894	17.093.311.299	3.851.546.919	33.553.997.879
431 IDTPP Tanjung Priok	2.593.269.733	16.896.545.769	3.221.074.862	28.504.427.405
432 IDKLB Kalibaru	104.944	136.571.430	71.493	66.920.488
433 IDJKT Jakarta / Pasar Ikan	2.254	89.215	46.099	312.864
434 IDCCK Sukarno Hatta (u)	11.424.615	59.272.342	624.266.876	4.886.398.944
435 IDPSB Jkt./ Pos Pasar Baru	76	148	2.770	9.799
436 IDHLP Hlm. Perdana Kusuma	80.272	832.395	6.084.819	95.928.379
JAWA BARAT	437.568.953	3.095.566.636	262.271.275	1.564.168.909
463 IDCBN Cirebon/pengung	5.838.336	80.380.881	2.924.123	33.458.861
466 IDBDO Husein Sastranegara	0	293	0	694
467 IDBLG Balongan	426.382.043	2.971.517.065	252.475.721	1.475.239.417
468 IDBND Bandung(plt/gd Bage)	230.165	9.534.123	224.712	11.171.362
470 IDCRB Cirebon (plt)	0	34	0	8.978
471 IDTLN Tanjung Leneng	5.118.409	34.134.240	6.646.719	44.289.597
JAWA TENGAH	1.146.198.162	7.770.379.445	674.699.536	4.490.780.759
494 IDTES Tanjung Emas	248.537.146	1.977.102.228	230.632.697	1.885.612.660
495 IDCXP Cilacap	897.629.853	5.793.055.568	443.889.214	2.603.258.481
496 IDSRG Achmad Yani (u)	1.278	59.207	30.756	881.764
497 IDSMR Semarang (plt)	28.216	148.647	37.996	564.579
498 IDSOC Jebres/adi Sumarmo	1.669	13.795	108.873	463.275
D I YOGYAKARTA	965	83.782	97.731	691.491
531 IDJOG Adi Sucipto (u)	965	32.296	97.731	591.956
532 IDJOK Yogyakarta (plt)	0	51.486	0	99.535
JAWA TIMUR	1.808.203.930	11.938.639.206	1.283.384.945	8.059.551.894
561 IDTUB Tuban	0	28.358.619	0	23.717.144
562 IDGRE Gresik	42.836.161	1.190.804.860	20.491.534	430.558.557
563 IDTPE Tanjung Perak	1.500.077.267	9.244.204.526	1.097.065.612	6.611.304.548
564 IDPAZ Pasuruan	0	22.311.876	0	11.296.446
565 IDPRO Probolinggo	0	2.013.310	0	23.975.466
566 IDPRN Panarukan	257.419.966	1.397.087.788	142.713.781	720.209.675
567 IDBJU Banyuwangi	6.910.150	10.750.150	4.534.200	9.491.750
572 IDKTP Ketapang Jawa Timur	0	596	0	254.400
573 IDPAC Pacitan	0	2.737.045	0	21.105.273
576 IDKLG Kalianget	0	1.408.148	0	726.578
582 IDSPK Sepekan	0	32.046.000	0	30.000.000
587 IDSUB Surabaya /juanda (u)	540.759	5.407.962	16.593.687	170.439.822
588 IDSUR Surabaya (plt)	419.627	1.475.023	1.986.131	6.210.391
592 IDRAM Rambipuji Jember	0	33.303	0	261.844
BANTEN	849.196.197	7.804.125.042	429.778.549	3.863.799.141
461 IDMRK Merak	413.987.830	4.377.762.976	281.627.121	2.646.574.983
473 IDCSD Cigading	435.208.367	3.426.362.066	148.151.428	1.217.224.158
B A L I	79.186.809	559.724.503	83.160.605	532.895.453
613 IDBOA Benaololoan	79.088.051	557.579.606	80.054.743	478.181.387
620 IDDPS Ngurah Rai (u)	98.758	2.144.897	3.105.862	54.714.066
NUSA TENGGARA BARAT	4.796.465	62.941.922	8.141.208	140.440.939
655 IDBMU Bima	4.629.431	56.731.888	8.046.917	138.794.975
660 IDLEM Lembar	0	1.000.000	0	510.000
663 IDBDS Badas Sumbawa	0	5.043.000	0	1.041.673
665 IDLKS Lombok	167.034	167.034	94.291	94.291
NUSA TENGGARA TIMUR	69.993	442.218	15.878	2.441.576
685 IDWGP Waingapu	0	11.100	0	2.353.893
686 IDATA Atapupu	69.993	431.118	15.878	87.683
KALIMATAN BARAT	6.927.195	65.814.611	8.401.150	58.447.448
714 IDPON Pontianak	6.927.195	65.813.579	8.401.150	58.068.442
721 IDKDW Kendawangan	0	797	0	370.038
722 IDPNK Supadio (u)	0	235	0	8.968
KALIMANTAN TENGAH	1.051.048	10.582.554	4.650.529	32.367.725
744 IDKUM Kumai	1.051.048	6.393.279	4.650.529	26.755.743
746 IDSMQ Sampit	0	4.040.332	0	3.998.272
750 IDPPS Pulang Pisau	0	148.943	0	1.613.710
KALIMANTAN SELATAN	530.535.924	762.570.061	329.637.503	721.453.349
771 IDBAN Banjarmasin	3.184.654	91.535.269	7.854.869	248.581.845
773 IDKTB Kotabaru	527.351.270	670.088.119	321.782.634	467.829.465

I.5. IMPOR MENURUT PROPINSI DAN PELABUHAN BONGKAR
IMPORT BY PROVINCE AND PORT OF IMPORTATION
***** SEPTEMBER / SEPTEMBER 2009 *****

Kode Pelabuhan Bongkar Port of Importation	Berat bersih / Net weight (Kg)		Nilai / Value C.I.F (U S \$)	
	Bulan ini	Kumulatif	Bulan ini	Kumulatif
	Current month	Cum. Jan. to date	Current month	Cum. Jan. to date
779 IDASA Asam Asam	0	946.673	0	5.042.039
KALIMANTAN TIMUR	148.208.279	5.266.720.989	129.882.104	3.414.996.327
803 IDBPP Balikpapan	147.919.320	4.996.653.697	118.147.437	2.710.071.504
805 IDSRD Samarinda	89.723	108.190.375	1.152.551	200.568.464
809 IDNNX Nunukan	0	37.363.419	0	481.023
810 IDTGR Pasir/tanah Grogot	0	1.618.503	0	19.004.416
813 IDTSG Tanjung Sangata	0	106.965.748	0	363.589.973
814 IDBPN Sepinggian (u)	199.236	1.981.628	10.582.116	99.269.178
817 IDBTG Bontang	0	13.918.229	0	21.983.221
822 IDADB Adang Bay	0	29.390	0	28.548
SULAWESI UTARA	1.530.234	4.333.274	4.669.306	11.406.837
835 IDBIT Bitung	1.530.234	4.312.659	4.669.306	11.329.643
843 IDMDC Sam Ratulangi (u)	0	20.615	0	77.194
SULAWESI TENGAH	11.325.778	11.754.194	11.698.129	12.951.025
867 IDPSJ Posso	9.419.779	9.848.195	11.363.629	12.616.525
877 IDPAT Pantoloan	1.905.999	1.905.999	334.500	334.500
SULAWESI SELATAN	78.748.773	811.293.305	43.077.132	368.744.345
892 IDPAP Pare-pare	4.159.454	77.622.077	2.031.561	60.659.887
893 IDUJU Ujungpandang	74.589.319	690.821.733	41.045.571	272.771.913
897 IDMLI Malili, Sulawesi	0	42.780.533	0	32.626.270
901 IDBNT Banta Eng	0	62.467	0	2.219.530
904 IDUPG Hasanuddin (u)	0	1.448	0	109.615
907 IDSQR Soroako	0	5.047	0	357.130
SULAWESI TENGGARA	0	21.409.000	0	7.668.619
925 IDPUM Pomalaa	0	21.409.000	0	7.668.619
GORONTALO	0	28	0	760
841 IDGOR Gorontalo	0	28	0	760
MALUKU	33.337.710	105.002.956	20.220.488	76.747.915
946 IDAMB Ambon	33.172.146	101.898.157	20.142.905	72.158.339
948 IDBAD Banda Naira	0	673.000	0	263.090
949 IDLUV Tual	165.564	2.108.707	77.583	3.627.497
952 IDABN Ambon (ptt)	0	80.000	0	120.000
954 IDAMQ Pattimura/laha (u)	0	243.092	0	578.989
PAPUA	47.042.704	358.943.849	85.657.521	598.844.980
973 IDBIK Frans Kasiepo (u)	0	16.186	0	110.095
974 IDJYP Jayapura	0	5.661.600	0	6.748.518
980 IDTIM Amamapare	47.042.704	353.266.063	85.657.521	591.986.367
TOTAL IMPORT	8.855.612.703	65.536.791.067	8.516.603.276	68.284.513.062

**I.6 IMPOR KOMODITI MENURUT NEGARA ASAL / IMPORT BY COUNTRY OF ORIGIN
DAN LIMA GOLONGAN BARANG (SITC) UTAMA / AND FIVE MAJOR SITC COMMODITY GROUP
** SEPTEMBER / SEPTEMBER 2009 ****

Negara Asal/SITC/Uraian Golongan Barang <i>Country of Origin/SITC/group Description</i>	Berat Bersih / <i>Net Weight (Kg)</i>		Nilai CIF / <i>CIF Value (US\$)</i>	
	Bulan ini <i>Current month</i>	Kumulatif <i>Cum. Jan to date</i>	Bulan ini <i>Current month</i>	Kumulatif <i>Cum. Jan to date</i>
JAPAN				
782 Motor Vehicle For The Transportation Of Goods	79 146 688	130 395 237	42 324 401	424 356 781
713 Internal Combustion Piston Engines And Parts	3 684 528	26 863 262	27 653 883	293 908 842
784 Parts And Accessories Of The Motor Vehicles	5 639 387	30 520 784	32 307 378	278 782 990
723 Civil Engineering And Contractor Plants And Equipments/Parts	7 499 846	42 015 609	44 910 936	265 585 922
781 Passengger Motor Cars	2 426 689	25 445 555	26 336 908	265 535 345
Lainnya	182 501 061	1 568 210 509	632 133 406	5 341 552 858
Sub Total	280 898 199	1 823 450 956	805 666 912	6 869 722 738
HONG KONG				
764 Telecommunication Equipments And Parts	1 275 979	8 342 045	102 943 613	378 541 070
655 Knitted Or Crocheted Fabrics	1 378 630	11 570 630	9 105 434	89 239 217
652 Cotton Fabrics, Woven	1 153 980	10 776 229	7 909 356	86 818 163
776 Thermionic, Cold Cathode, And Photo Cathode Valves/Tubes	192 719	2 916 364	5 618 460	49 796 997
772 Electrical Apparatus For Making And Breaking Electrical Circ	196 888	1 713 941	6 678 235	47 881 733
Lainnya	10 573 987	99 841 531	60 579 315	580 173 119
Sub Total	14 772 183	135 160 740	192 834 413	1 232 450 299
KOREA, DEM. PEOPLE'S REP.				
511 Hydrocarbon And Their Halogenated, Nitrated Derivatives	0	3 000 365	0	2 475 301
672 Ingots And Other Iron/Steel In Primary Forms	0	3 933 117	0	1 491 635
232 Synthetic Rubber Latex, Synthetic/Reclaimed Rubber	0	638 412	0	1 489 138
679 Tubes, Pipes, Hollow Profile, Pipe Fitting Of Iron/Steel	0	146 300	0	312 073
691 Structures And Parts Of Iron/Steel Or Aluminium	0	195 560	0	261 463
Lainnya	39 204	780 586	13 887	1 332 927
Sub Total	39 204	8 694 340	13 887	7 362 537
KOREA, REPUBLIC OF				
334 Petroleum Products, Refined	260 559 331	1 223 537 166	145 468 169	623 937 299
764 Telecommunication Equipments And Parts	273 474	3 129 192	32 236 429	227 556 325
655 Knitted Or Crocheted Fabrics	2 138 234	18 916 193	16 065 555	145 532 082
333 Petroleum Oil, Crude	0	250 994 761	0	137 725 409
673 Flat Rolled Products, Not Clad	33 632 989	191 380 242	19 869 282	126 680 586
Lainnya	94 069 479	985 112 660	228 516 262	2 160 641 608
Sub Total	390 673 507	2 673 070 214	442 155 697	3 422 073 309
TAIWAN				
334 Petroleum Products, Refined	159 673 642	410 484 482	93 207 245	240 766 777
655 Knitted Or Crocheted Fabrics	885 002	9 844 806	6 835 553	81 262 395
673 Flat Rolled Products, Not Clad	18 821 626	103 140 834	10 974 829	65 719 732
653 Fabrics, Woven, Of Man-Made Fibres	767 521	6 890 190	5 709 125	62 008 636
776 Thermionic, Cold Cathode, And Photo Cathode Valves/Tubes	62 324	413 920	4 017 587	61 410 503
Lainnya	64 906 068	559 359 752	121 400 686	1 128 254 819
Sub Total	245 116 183	1 090 133 984	242 145 025	1 639 422 862
CHINA				
764 Telecommunication Equipments And Parts	3 852 341	35 235 933	157 227 831	1 195 575 220
752 Automatic Data Processing Machines And Their Units	1 515 299	12 306 164	61 650 748	422 041 604
711 Steam And Other Vapour Generating Boilers And Parts	7 216 265	101 132 704	29 646 023	384 507 173
793 Ships, Boats, And Floating Structures	10 600 807	104 245 362	20 074 632	328 578 684
057 Fruit And Nut; Fresh Or Dried	29 289 056	293 484 775	24 957 616	251 994 828
Lainnya	647 458 308	5 016 044 933	788 615 176	7 151 026 940
Sub Total	699 932 076	5 562 449 871	1 082 172 026	9 733 724 449
MONGOLIA				
793 Ships, Boats, And Floating Structures	0	498 000	0	206 880
278 Other Crude Minerals	100 000	100 371	28 643	31 613
652 Cotton Fabrics, Woven	0	1 501	0	22 244
743 Pumps, Compressors, Fans, Blowers, Centrifuges, And Parts	0	155	0	10 915

**I.6 IMPOR KOMODITI MENURUT NEGARA ASAL / IMPORT BY COUNTRY OF ORIGIN
DAN LIMA GOLONGAN BARANG (SITC) UTAMA / AND FIVE MAJOR SITC COMMODITY GROUP
** SEPTEMBER / SEPTEMBER 2009 ****

Negara Asal/SITC/Uraian Golongan Barang <i>Country of Origin/SITC/group Description</i>	Berat Bersih / <i>Net Weight (Kg)</i>		Nilai CIF / <i>CIF Value (US\$)</i>	
	Bulan ini <i>Current month</i>	Kumulatif <i>Cum. Jan to date</i>	Bulan ini <i>Current month</i>	Kumulatif <i>Cum. Jan to date</i>
682 Copper	0	81	0	2 449
Lainnya	0	0	0	0
Sub Total	100 000	600 108	28 643	274 101
MACAU				
655 Knitted Or Crocheted Fabrics	20 444	520 187	93 610	2 062 157
652 Cotton Fabrics, Woven	4 193	185 730	19 434	960 342
651 Textile Yarns	4 997	51 418	21 639	244 623
654 Textile Fabrics, Woven, Other Than Of Cotton Or Man-Made Fib	0	46 825	0	215 877
831 Travel Goods	792	11 015	7 326	102 455
Lainnya	1 112	87 044	17 348	555 170
Sub Total	31 538	902 219	159 357	4 140 624
PAPUA NEW GUINEA				
072 Cocoa	45 000	7 608 816	129 817	19 723 267
283 Copper Ores And Concentrates	0	9 900 000	0	14 319 656
282 Waste And Scrap Metal Of Iron/Steel	0	7 591 326	0	1 953 848
223 Oil Seeds Use For Extraction Of Other Fixed Vegetable Oils	0	2 020	0	296 978
723 Civil Engineering And Contractor Plants And Equipments/Parts	0	5 316	0	108 261
Lainnya	40 001	107 389	5 047	389 444
Sub Total	85 001	25 214 867	134 864	36 791 454
THAILAND				
784 Parts And Accessories Of The Motor Vehicles	3 092 856	26 921 388	18 510 900	228 643 967
781 Passenger Motor Cars	4 234 628	23 787 822	43 154 487	219 361 115
061 Sugar, Molasses, And Honey	33 366 517	520 669 611	15 945 517	182 705 879
713 Internal Combustion Piston Engines And Parts	1 510 646	11 398 338	15 706 065	166 052 874
511 Hydrocarbon And Their Halogenated, Nitrated Derivatives	14 152 351	188 464 137	12 952 820	141 994 586
Lainnya	322 847 929	2 244 247 938	267 919 552	2 291 300 655
Sub Total	379 204 927	3 015 489 234	374 189 341	3 230 059 076
SINGAPORE				
334 Petroleum Products, Refined	1 401 743 656	7 950 259 201	869 171 065	4 364 714 245
793 Ships, Boats, And Floating Structures	27 785 701	314 160 743	95 691 482	1 127 506 193
776 Thermionic, Cold Cathode, And Photo Cathode Valves/Tubes	386 683	2 722 998	43 670 268	307 371 245
772 Electrical Apparatus For Making And Breaking Electrical Circ	903 889	9 240 073	33 146 947	302 739 473
511 Hydrocarbon And Their Halogenated, Nitrated Derivatives	59 849 235	330 014 290	59 033 814	269 714 419
Lainnya	232 572 393	2 086 032 180	521 085 445	4 976 209 056
Sub Total	1 723 241 557	10 692 429 485	1 621 799 021	11 348 254 631
PHILIPPINES				
776 Thermionic, Cold Cathode, And Photo Cathode Valves/Tubes	12 369	348 782	5 126 987	45 838 645
726 Printing/Book Binding Machinery And Parts	21 754	117 905	6 183 481	33 865 593
022 Milk, Cream, And Milk Products Other Than Butter Or Cheese	149 270	4 425 731	676 821	22 966 231
748 Transmission Shafts And Cranks	161 651	1 320 151	2 103 351	17 469 613
575 Other Plastics In Primary Forms	3 793 303	14 365 437	4 267 387	17 017 114
Lainnya	31 215 531	178 348 822	41 109 447	239 290 430
Sub Total	35 353 878	198 926 828	59 467 474	376 447 626
MALAYSIA				
334 Petroleum Products, Refined	241 987 002	1 636 405 753	153 321 184	880 751 802
333 Petroleum Oil, Crude	440 047 919	1 494 441 971	190 717 683	660 204 501
511 Hydrocarbon And Their Halogenated, Nitrated Derivatives	5 853 215	164 410 002	5 717 533	120 906 592
793 Ships, Boats, And Floating Structures	483 019	14 820 244	813 299	113 314 154
741 Heating And Cooling Equipments And Parts	486 711	9 463 917	2 926 734	73 214 303
Lainnya	340 999 063	2 835 595 226	230 747 010	1 995 022 504
Sub Total	1 029 856 929	6 155 137 113	584 243 443	3 843 413 856

**I.6 IMPOR KOMODITI MENURUT NEGARA ASAL / IMPORT BY COUNTRY OF ORIGIN
DAN LIMA GOLONGAN BARANG (SITC) UTAMA / AND FIVE MAJOR SITC COMMODITY GROUP
** SEPTEMBER / SEPTEMBER 2009 ****

Negara Asal/SITC/Uraian Golongan Barang <i>Country of Origin/SITC/group Description</i>	Berat Bersih / <i>Net Weight (Kg)</i>		Nilai CIF / <i>CIF Value (US\$)</i>	
	Bulan ini <i>Current month</i>	Kumulatif <i>Cum. Jan to date</i>	Bulan ini <i>Current month</i>	Kumulatif <i>Cum. Jan to date</i>
MYANMAR				
054 Vegetables, Fresh, Chilled, Frozen Or Simply Preserved	434 107	43 715 369	200 344	22 291 419
682 Copper	0	798 548	0	3 482 732
035 Fish, Dried Salted Or In Brine; Smoked Fish	83 220	1 623 204	58 809	1 076 341
044 Maize, Unmilled	0	2 005 331	0	374 669
247 Wood In The Rough Or Roughly Squared	37 803	130 016	56 796	338 473
Lainnya	58 889	1 503 899	93 326	1 025 893
Sub Total	614 019	49 776 367	409 275	28 589 527
CAMBODIA				
793 Ships, Boats, And Floating Structures	0	4 174 000	0	948 925
845 Articles Of Apparel	1 076	22 585	51 761	438 181
652 Cotton Fabrics, Woven	0	76 125	0	396 000
841 Men'S Coats/Jackets, Not Knitted	538	8 993	13 839	203 297
653 Fabrics, Woven, Of Man-Made Fibres	0	23 544	0	146 012
Lainnya	1 475	51 240	20 389	445 205
Sub Total	3 089	4 356 487	85 989	2 577 620
BRUNEI DARUSSALAM				
333 Petroleum Oil, Crude	77 344 000	1 007 057 423	43 950 278	417 601 641
282 Waste And Scrap Metal Of Iron/Steel	0	2 898 927	0	695 742
874 Measuring, Checking, Analysing, And Controlling Instrument A	0	17 676	0	643 333
773 Equipment For Distributing Electricity	0	33 704	0	418 192
742 Pumps For Liquid And Parts	0	13 026	0	276 666
Lainnya	25	106 592	1 734	566 229
Sub Total	77 344 025	1 010 127 348	43 952 012	420 201 803
LAO PEOPLE'S DEM. REP.				
071 Coffee And Coffee Substitutes	0	268 800	0	243 936
551 Essential Oils, Perfumes, And Flavour Materials	0	16 000	0	96 000
773 Equipment For Distributing Electricity	0	8 213	0	41 616
652 Cotton Fabrics, Woven	0	2 977	0	24 053
845 Articles Of Apparel	0	52	0	2 464
Lainnya	0	175	0	721
Sub Total	0	296 217	0	408 790
NEPAL				
642 Paper And Paperboard Cut To Size/Shape And Article Of Papers	0	1 450	0	7 371
898 Musical Instrument And Parts/Accessories	0	95	0	1 048
892 Printed Matter	0	80	0	735
831 Travel Goods	0	19	0	573
697 Household Equipment Of Base Metals	0	47	0	525
Lainnya	0	0	0	0
Sub Total	0	1 691	0	10 252
BHUTAN				
893 Article Of Plastics	500	3 781	781	138 669
776 Thermionic, Cold Cathode, And Photo Cathode Valves/Tubes	0	525	0	27 805
874 Measuring, Checking, Analysing, And Controlling Instrument A	0	24	0	14 430
772 Electrical Apparatus For Making And Breaking Electrical Circ	0	22	0	865
778 Electrical Machinery And Apparatus	0	11	0	830
Lainnya	0	0	0	0
Sub Total	500	4 363	781	182 599
VIET NAM				
333 Petroleum Oil, Crude	0	315 420 590	0	127 507 921
751 Office Machines	263 514	3 383 077	1 941 803	25 102 246
775 Household Type, Electrical/Non-Electrical Equipments	587 894	4 037 884	2 362 855	16 857 865
611 Leathers	180 079	1 426 297	2 191 358	16 738 037

**I.6 IMPOR KOMODITI MENURUT NEGARA ASAL / IMPORT BY COUNTRY OF ORIGIN
DAN LIMA GOLONGAN BARANG (SITC) UTAMA / AND FIVE MAJOR SITC COMMODITY GROUP
** SEPTEMBER / SEPTEMBER 2009 ****

Negara Asal/SITC/Uraian Golongan Barang <i>Country of Origin/SITC/group Description</i>	Berat Bersih / <i>Net Weight (Kg)</i>		Nilai CIF / <i>CIF Value (US\$)</i>	
	Bulan ini <i>Current month</i>	Kumulatif <i>Cum. Jan to date</i>	Bulan ini <i>Current month</i>	Kumulatif <i>Cum. Jan to date</i>
748 Transmission Shafts And Cranks	161 473	3 176 156	1 019 154	14 013 098
Lainnya	27 805 112	198 705 528	24 973 134	230 518 605
Sub Total	28 998 072	526 149 532	32 488 304	430 737 772
INDIA				
764 Telecommunication Equipments And Parts	241 045	1 857 313	41 132 948	284 286 425
511 Hydrocarbon And Their Halogenated, Nitrated Derivatives	10 469 353	162 429 125	11 076 637	141 026 562
222 Oil Seeds Use For Extraction Ofsoft Fixed Vegetable Oils	12 118 900	111 801 591	11 133 778	109 842 503
081 Feeding Stuff For Animals	26 553 904	303 934 716	9 914 722	102 078 591
334 Petroleum Products, Refined	618 804	139 469 266	576 395	75 530 175
Lainnya	124 776 257	973 118 035	105 682 255	837 408 512
Sub Total	174 778 263	1 692 610 046	179 516 735	1 550 172 768
PAKISTAN				
652 Cotton Fabrics, Woven	270 900	2 166 660	1 019 639	7 883 873
793 Ships, Boats, And Floating Structures	0	9 405 000	0	6 646 368
651 Textile Yarns	577 276	3 021 977	1 007 143	5 297 315
263 Cotton	1 078 942	4 376 386	1 108 888	5 225 826
653 Fabrics, Woven, Of Man-Made Fibres	162 419	1 155 570	600 735	4 367 470
Lainnya	6 988 364	23 415 949	3 743 254	18 375 759
Sub Total	9 077 901	43 541 542	7 479 659	47 796 611
BANGLADESH				
658 Made-Up Articles, Wholly/Chiefly Of Textile Materials	1 564 886	9 389 181	1 123 092	7 549 204
723 Civil Engineering And Contractor Plants And Equipments/Parts	0	1 224 000	0	5 545 950
651 Textile Yarns	26 000	4 311 294	15 990	2 958 020
611 Leathers	0	19 206	0	886 453
542 Medicaments, Including Veterinary Medicaments	1 988	10 934	120 393	876 092
Lainnya	228 447	2 976 907	271 858	4 147 136
Sub Total	1 821 321	17 931 522	1 531 333	21 962 855
SRI LANKA				
046 Meal And Flour Of Wheat And Flour Of Meslin	10 807 000	93 987 431	4 211 885	41 205 580
652 Cotton Fabrics, Woven	13 150	145 504	71 066	942 182
074 Tea And Mate	1 003	220 590	5 744	878 329
651 Textile Yarns	32 391	113 418	92 374	670 508
656 Tulle,Lace,Embroidery,Ribbons,Trimmings And Other Small Ware	2 501	13 788	51 125	645 654
Lainnya	149 825	1 159 486	529 686	5 122 147
Sub Total	11 005 870	95 640 217	4 961 880	49 464 400
AFGHANISTAN				
057 Fruit And Nut; Fresh Or Dried	0	19 500	0	28 275
652 Cotton Fabrics, Woven	0	3	0	62
Lainnya	0	0	0	0
Sub Total	0	19 503	0	28 337
INDONESIA				
036 Crustaceans, Molluscs, And Aquatic Invertebrates	25 403	341 205	181 087	2 486 487
034 Fish, Fresh, Chilled Or Frozen	34 210	333 816	93 436	1 383 364
851 Footwears	0	93 592	0	857 899
673 Flat Rolled Products, Not Clad	0	1 635 966	0	827 085
896 Works Of Art, Collectors Pieces And Antiques	0	3 002	0	801 318
Lainnya	184 130	3 364 692	782 275	9 713 858
Sub Total	243 743	5 772 273	1 056 798	16 070 011
IRAQ				
057 Fruit And Nut; Fresh Or Dried	0	1 742 170	0	686 715

**I.6 IMPOR KOMODITI MENURUT NEGARA ASAL / IMPORT BY COUNTRY OF ORIGIN
DAN LIMA GOLONGAN BARANG (SITC) UTAMA / AND FIVE MAJOR SITC COMMODITY GROUP
** SEPTEMBER / SEPTEMBER 2009 ****

Negara Asal/SITC/Uraian Golongan Barang <i>Country of Origin/SITC/group Description</i>	Berat Bersih / <i>Net Weight (Kg)</i>		Nilai CIF / <i>CIF Value (US\$)</i>	
	Bulan ini <i>Current month</i>	Kumulatif <i>Cum. Jan to date</i>	Bulan ini <i>Current month</i>	Kumulatif <i>Cum. Jan to date</i>
Lainnya	0	0	0	0
Sub Total	0	1 742 170	0	686 715
IRAN (ISLAMIC REPUBLIC OF)				
511 Hydrocarbon And Their Halogenated, Nitrated Derivatives	17 170 700	157 666 577	17 729 883	115 874 803
342 Liquefied Propane And Butane	0	242 879 070	0	114 424 134
334 Petroleum Products, Refined	3 474 030	22 735 729	3 662 090	19 202 170
562 Fertilizers, Manufactured	0	21 448 000	0	12 065 007
335 Residual Petroleum Products, And Related Materials	1 562 504	10 176 928	675 815	4 770 660
Lainnya	2 600 225	23 383 611	589 442	11 090 782
Sub Total	24 807 459	478 289 915	22 657 230	277 427 556
SAUDI ARABIA				
333 Petroleum Oil, Crude	491 667 140	3 553 654 258	262 159 365	1 599 719 898
511 Hydrocarbon And Their Halogenated, Nitrated Derivatives	18 249 312	243 928 932	18 813 486	180 959 143
334 Petroleum Products, Refined	3 829 106	290 344 645	3 868 731	137 024 588
512 Alcohols, Phenols, Phenol-Alcohols And Their Halogenated	9 404 453	116 175 560	5 862 208	71 328 360
342 Liquefied Propane And Butane	0	111 793 800	0	55 067 205
Lainnya	7 668 487	74 092 862	10 821 474	82 682 886
Sub Total	530 818 498	4 389 990 057	301 525 264	2 126 782 080
ISRAEL				
764 Telecommunication Equipments And Parts	1 678	15 180	71 182	1 940 218
726 Printing/Book Binding Machinery And Parts	209	33 932	6 495	1 798 973
541 Medicinal And Pharmaceutical Products	2 529	19 989	196 886	1 201 270
751 Office Machines	24 467	25 534	702 260	824 855
776 Thermionic, Cold Cathode, And Photo Cathode Valves/Tubes	10	1 591	75 766	718 397
Lainnya	149 521	355 736	254 211	2 790 940
Sub Total	178 414	451 962	1 306 800	9 274 653
KUWAIT				
334 Petroleum Products, Refined	346 243 000	1 711 560 925	204 631 659	848 437 062
512 Alcohols, Phenols, Phenol-Alcohols And Their Halogenated	2 900 000	45 878 113	2 242 230	28 060 583
571 Polymers Of Ethylene In Primary Forms	4 200 814	18 821 017	3 137 584	15 460 643
522 Inorganic Chemical Elements, Oxides And Halogen Salts	0	11 500 000	0	2 070 000
335 Residual Petroleum Products, And Related Materials	0	4 080 000	0	1 715 191
Lainnya	3 322 858	5 895 905	1 390 449	3 721 914
Sub Total	356 666 672	1 797 735 960	211 401 922	899 465 393
JORDAN				
272 Fertilizers, Crude	0	418 310 000	0	107 003 105
562 Fertilizers, Manufactured	0	33 600 000	0	24 354 000
685 Lead	206 680	305 900	310 020	457 373
752 Automatic Data Processing Machines And Their Units	0	229	0	100 800
784 Parts And Accessories Of The Motor Vehicles	0	4 283	0	84 024
Lainnya	106 134	266 505	23 762	241 142
Sub Total	312 814	452 486 917	333 782	132 240 444
LEBANON				
773 Equipment For Distributing Electricity	7 998	29 645	145 176	587 917
892 Printed Matter	30 033	169 260	45 304	386 087
288 Non-Ferrous Base Metal Waste And Scraps	0	23 040	0	108 235
727 Food Processing Machines And Parts	0	8 601	0	79 000
073 Chocolate And Other Food Preparations Containing Cocoa	1 624	2 513	32 513	50 378
Lainnya	0	22 178	0	121 552
Sub Total	39 655	255 237	222 993	1 333 169
YEMEN				

**I.6 IMPOR KOMODITI MENURUT NEGARA ASAL / IMPORT BY COUNTRY OF ORIGIN
DAN LIMA GOLONGAN BARANG (SITC) UTAMA / AND FIVE MAJOR SITC COMMODITY GROUP
** SEPTEMBER / SEPTEMBER 2009 ****

Negara Asal/SITC/Uraian Golongan Barang <i>Country of Origin/SITC/group Description</i>	Berat Bersih / <i>Net Weight (Kg)</i>		Nilai CIF / <i>CIF Value (US\$)</i>	
	Bulan ini <i>Current month</i>	Kumulatif <i>Cum. Jan to date</i>	Bulan ini <i>Current month</i>	Kumulatif <i>Cum. Jan to date</i>
611 Leathers	11 930	75 110	101 366	383 816
685 Lead	96 580	96 580	149 699	149 699
873 Meters And Counters	0	7 760	0	85 085
288 Non-Ferrous Base Metal Waste And Scraps	0	19 030	0	65 970
778 Electrical Machinery And Apparatus	0	10 302	0	30 768
Lainnya	0	3 020	0	51 080
Sub Total	108 510	211 802	251 065	766 418
OMAN				
684 Alumunium	4 569 393	24 085 413	8 409 256	37 940 181
575 Other Plastics In Primary Forms	198 000	1 435 500	226 710	898 179
723 Civil Engineering And Contractor Plants And Equipments/Parts	0	13 441	0	183 391
772 Electrical Apparatus For Making And Breaking Electrical Circ	0	20 670	0	76 032
792 Aircraft And Associated Equipments And Parts	0	3 784	0	67 970
Lainnya	0	1 356	0	27 848
Sub Total	4 767 393	25 560 164	8 635 966	39 193 601
SYRIA ARAB REPUBLIC				
334 Petroleum Products, Refined	0	1 184 661	0	462 610
611 Leathers	0	58 826	0	424 300
892 Printed Matter	0	50 004	0	58 056
655 Knitted Or Crocheted Fabrics	0	1 620	0	40 549
575 Other Plastics In Primary Forms	5 010	5 010	21 651	21 651
Lainnya	14 731	20 466	26 050	44 261
Sub Total	19 741	1 320 587	47 701	1 051 427
TURKEY				
333 Petroleum Oil, Crude	57 673 034	601 962 619	30 076 470	265 201 428
046 Meal And Flour Of Wheat And Flour Of Meslin	38 109 000	247 581 430	12 234 546	76 533 039
672 Ingots And Other Iron/Steel In Primary Forms	237	34 900 247	194	15 415 660
121 Tobacco, Unmanufactured And Refused	52 529	2 430 746	396 774	14 153 123
511 Hydrocarbon And Their Halogenated, Nitrated Derivatives	0	8 938 892	0	8 384 993
Lainnya	23 314 580	72 592 181	17 773 735	55 498 464
Sub Total	119 149 380	968 406 115	60 481 719	435 186 707
UNITED ARAB EMIRATES				
342 Liquefied Propane And Butane	48 036 782	196 944 782	29 034 840	95 222 702
684 Alumunium	774 064	7 310 468	1 467 380	13 765 137
571 Polymers Of Ethylene In Primary Forms	1 369 238	5 972 706	1 738 141	6 649 402
081 Feeding Stuff For Animals	166 940	18 348 080	88 144	4 756 031
679 Tubes, Pipes, Hollow Profile, Pipe Fitting Of Iron/Steel	128	914 676	11 626	3 603 391
Lainnya	7 841 732	56 189 466	3 215 917	29 458 533
Sub Total	58 188 884	285 680 178	35 556 048	153 455 196
QATAR				
342 Liquefied Propane And Butane	11 259 728	170 829 540	7 139 000	77 830 277
511 Hydrocarbon And Their Halogenated, Nitrated Derivatives	0	76 914 306	0	54 818 554
334 Petroleum Products, Refined	0	49 957 041	0	24 236 067
671 Pig Iron,Spiegeleisen,Sponge Iron, And Ferro-Alloys	0	39 999 986	0	12 449 996
281 Iron Ore And Concentrates	39 969 414	39 969 414	10 791 742	10 791 742
Lainnya	151 500	28 746 757	138 563	18 436 726
Sub Total	51 380 642	406 417 044	18 069 305	198 563 362
BAHRAIN				
334 Petroleum Products, Refined	0	44 949 020	0	18 467 058
281 Iron Ore And Concentrates	62 732 487	62 732 487	7 373 765	7 373 765
684 Alumunium	277 477	2 202 636	575 375	4 041 041
522 Inorganic Chemical Elements, Oxides And Halogen Salts	0	8 871 044	0	1 907 274
744 Mechanical Handling Equipments And Parts	0	664 632	0	1 000 000

**I.6 IMPOR KOMODITI MENURUT NEGARA ASAL / IMPORT BY COUNTRY OF ORIGIN
DAN LIMA GOLONGAN BARANG (SITC) UTAMA / AND FIVE MAJOR SITC COMMODITY GROUP
** SEPTEMBER / SEPTEMBER 2009 ****

Negara Asal/SITC/Uraian Golongan Barang <i>Country of Origin/SITC/group Description</i>	Berat Bersih / <i>Net Weight (Kg)</i>		Nilai CIF / <i>CIF Value (US\$)</i>	
	Bulan ini <i>Current month</i>	Kumulatif <i>Cum. Jan to date</i>	Bulan ini <i>Current month</i>	Kumulatif <i>Cum. Jan to date</i>
Lainnya	1 405 803	5 455 592	634 219	2 584 344
Sub Total	64 415 767	124 875 411	8 583 359	35 373 482
CYPRUS				
273 Stone, Sand And Gravel	22 500	193 000	7 674	63 486
893 Article Of Plastics	0	4 438	0	6 545
872 Medical Instruments And Appliances	0	83	0	5 730
895 Office And Stationery Supplies	0	1 572	0	2 318
726 Printing/Book Binding Machinery And Parts	0	272	0	402
Lainnya	0	0	0	0
Sub Total	22 500	199 365	7 674	78 481
EGYPT				
562 Fertilizers, Manufactured	11 795 750	167 994 402	1 200 168	26 719 904
272 Fertilizers, Crude	0	137 830 000	0	18 502 673
057 Fruit And Nut; Fresh Or Dried	174 260	7 197 673	170 342	5 834 867
061 Sugar, Molasses, And Honey	34 738	19 940 548	54 000	4 304 643
522 Inorganic Chemical Elements, Oxides And Halogen Salts	0	14 986 537	0	4 241 432
Lainnya	452 950	3 668 374	699 075	6 249 311
Sub Total	12 457 698	351 617 534	2 123 585	65 852 830
LIBYAN ARAB JAMAHIRIYA				
333 Petroleum Oil, Crude	0	262 559 808	0	90 012 934
511 Hydrocarbon And Their Halogenated, Nitrated Derivatives	0	21 934 596	0	12 980 053
723 Civil Engineering And Contractor Plants And Equipments/Parts	0	900	0	39 720
Lainnya	0	0	0	0
Sub Total	0	284 495 304	0	103 032 707
MOROCCO				
334 Petroleum Products, Refined	0	25 815 339	0	10 080 890
793 Ships, Boats, And Floating Structures	581 000	581 000	3 500 000	3 500 000
842 Women'S Coats/Jacket, Not Knitted	3 217	50 091	157 648	2 610 887
841 Men'S Coats/Jackets, Not Knitted	1 323	15 259	62 611	744 583
845 Articles Of Apparel	1 050	9 507	48 059	470 622
Lainnya	420	65 356	19 015	632 682
Sub Total	587 010	26 536 552	3 787 333	18 039 664
TUNISIA				
057 Fruit And Nut; Fresh Or Dried	26 927	1 682 266	43 108	5 086 294
251 Pulp And Waste Paper	112 000	896 000	230 595	1 754 155
641 Papers And Paperboards	0	1 043 403	0	1 076 385
523 Metallicsalts And Peroxysalts	300 000	2 150 000	144 400	1 014 600
772 Electrical Apparatus For Making And Breaking Electrical Circ	4 586	20 233	150 075	554 410
Lainnya	14 054	64 946	85 093	739 712
Sub Total	457 567	5 856 848	653 271	10 225 556
ALGERIA				
333 Petroleum Oil, Crude	0	124 675 498	0	54 007 305
034 Fish, Fresh, Chilled Or Frozen	0	24 880	0	33 056
057 Fruit And Nut; Fresh Or Dried	0	24 000	0	24 000
699 Manufactures Of Base Metals	0	360	0	9 758
666 Pottery	0	15 215	0	4 920
Lainnya	0	0	0	0
Sub Total	0	124 739 953	0	54 079 039
SUDAN				
333 Petroleum Oil, Crude	157 785 693	907 737 907	83 377 038	427 514 433
273 Stone, Sand And Gravel	6 630	28 814	13 766	60 650
263 Cotton	0	17 908	0	38 099
896 Works Of Art, Collectors Pieces And Antiques	0	12 709	0	22 033

**I.6 IMPOR KOMODITI MENURUT NEGARA ASAL / IMPORT BY COUNTRY OF ORIGIN
DAN LIMA GOLONGAN BARANG (SITC) UTAMA / AND FIVE MAJOR SITC COMMODITY GROUP
** SEPTEMBER / SEPTEMBER 2009 ****

Negara Asal/SITC/Uraian Golongan Barang <i>Country of Origin/SITC/group Description</i>	Berat Bersih / <i>Net Weight (Kg)</i>		Nilai CIF / <i>CIF Value (US\$)</i>	
	Bulan ini <i>Current month</i>	Kumulatif <i>Cum. Jan to date</i>	Bulan ini <i>Current month</i>	Kumulatif <i>Cum. Jan to date</i>
001 Live Animals Other Than Fish	500	500	1 005	1 005
Lainnya	0	50	0	140
Sub Total	157 792 823	907 797 888	83 391 809	427 636 360
ERITREA				
656 Tulle,Lace,Embroidery,Ribbons,Trimmings And Other Small Ware	0	91	0	4 013
776 Thermionic, Cold Cathode, And Photo Cathode Valves/Tubes	0	1	0	1 000
873 Meters And Counters	0	4	0	711
695 Tools For Used In The Hand Or In Machines	0	9	0	552
841 Men'S Coats/Jackets, Not Knitted	0	9	0	289
Lainnya	0	0	0	0
Sub Total	0	114	0	6 565
LESOTHO				
845 Articles Of Apparel	0	18	0	698
Lainnya	0	0	0	0
Sub Total	0	18	0	698
NAMIBIA				
686 Zinc	738 876	7 797 633	1 300 499	11 893 756
778 Electrical Machinery And Apparatus	467	467	14 339	14 339
772 Electrical Apparatus For Making And Breaking Electrical Circ	50	366	1 540	4 913
641 Papers And Paperboards	0	146	0	892
773 Equipment For Distributing Electricity	23	29	701	809
Lainnya	4	52	115	728
Sub Total	739 420	7 798 693	1 317 194	11 915 437
ETHIOPIA				
211 Hides And Skins, Raw	0	68 791	0	616 117
611 Leathers	481	4 451	28 332	240 485
075 Spices	45 000	150 000	53 595	179 595
071 Coffee And Coffee Substitutes	0	36 078	0	86 402
Lainnya	0	0	0	0
Sub Total	45 481	259 320	81 927	1 122 599
TANZANIA, UNITED REP. OF				
263 Cotton	431 887	6 170 932	566 684	5 579 502
222 Oil Seeds Use For Extraction Ofsoft Fixed Vegetable Oils	19 000	1 407 524	7 220	706 538
292 Crude Vegetable Materials	0	200 000	0	320 000
071 Coffee And Coffee Substitutes	36 000	90 000	70 560	153 460
652 Cotton Fabrics, Woven	97 122	97 122	134 357	134 357
Lainnya	40 514	463 324	20 400	203 864
Sub Total	624 523	8 428 902	799 221	7 097 721
MADAGASCAR				
551 Essential Oils, Perfumes, And Flavour Materials	0	404 800	0	2 601 084
287 Ores And Concentrates Of Basemetals	33 272	273 832	28 701	195 520
265 Vegetable Textile Fibres,Raw Or Processed;Waste Of These Fib	25 133	50 417	21 363	48 923
843 Men'S Coats/Jackets, Knitted	0	1 172	0	35 752
845 Articles Of Apparel	29	716	603	21 186
Lainnya	21 128	56 289	19 780	49 183
Sub Total	79 562	787 226	70 447	2 951 648
KENYA				
074 Tea And Mate	102 047	1 268 434	310 633	3 098 389
642 Paper And Paperboard Cut To Size/Shape And Article Of Papers	227 500	613 900	512 000	1 335 040
263 Cotton	0	715 684	0	923 888
512 Alcohols,Phenols,Phenol-Alcohols And Their Halogenated	0	1 150 000	0	851 000
611 Leathers	0	83 951	0	801 021

**I.6 IMPOR KOMODITI MENURUT NEGARA ASAL / IMPORT BY COUNTRY OF ORIGIN
DAN LIMA GOLONGAN BARANG (SITC) UTAMA / AND FIVE MAJOR SITC COMMODITY GROUP
** SEPTEMBER / SEPTEMBER 2009 ****

Negara Asal/SITC/Uraian Golongan Barang <i>Country of Origin/SITC/group Description</i>	Berat Bersih / <i>Net Weight (Kg)</i>		Nilai CIF / <i>CIF Value (US\$)</i>	
	Bulan ini <i>Current month</i>	Kumulatif <i>Cum. Jan to date</i>	Bulan ini <i>Current month</i>	Kumulatif <i>Cum. Jan to date</i>
Lainnya	56 000	2 518 611	49 840	1 422 053
Sub Total	385 547	6 350 580	872 473	8 431 391
REUNION				
251 Pulp And Waste Paper	0	3 895 813	0	416 788
699 Manufactures Of Base Metals	0	11 373	0	31 174
742 Pumps For Liquid And Parts	0	375	0	10 724
874 Measuring, Checking, Analysing, And Controlling Instrument A	0	14	0	4 524
Lainnya	0	0	0	0
Sub Total	0	3 907 575	0	463 210
MOZAMBIQUE				
263 Cotton	902 967	2 093 682	1 111 367	2 656 820
222 Oil Seeds Use For Extraction Ofsoft Fixed Vegetable Oils	0	1 257 665	0	666 237
287 Ores And Concentrates Of Basemetals	74 195	445 534	52 746	301 156
685 Lead	48 790	122 089	72 453	190 730
752 Automatic Data Processing Machines And Their Units	0	3 944	0	57 158
Lainnya	20 320	20 320	26 416	26 416
Sub Total	1 046 272	3 943 234	1 262 982	3 898 517
BOTSWANA				
658 Made-Up Articles, Wholly/Chiefly Of Textile Materials	9	97	277	1 803
Lainnya	0	0	0	0
Sub Total	9	97	277	1 803
TOGO				
263 Cotton	198 872	3 212 542	273 012	3 972 182
282 Waste And Scrap Metal Of Iron/Steel	2 543 450	3 320 680	726 273	945 840
222 Oil Seeds Use For Extraction Ofsoft Fixed Vegetable Oils	0	266 300	0	119 836
642 Paper And Paperboard Cut To Size/Shape And Article Of Papers	0	30 756	0	83 179
657 Special Yarns,Textile Fabrics	0	2 461	0	16 721
Lainnya	0	2 214	0	16 368
Sub Total	2 742 322	6 834 953	999 285	5 154 126
GHANA				
072 Cocoa	1 075 000	9 600 000	3 113 777	27 848 740
263 Cotton	199 548	199 548	238 659	238 659
282 Waste And Scrap Metal Of Iron/Steel	686 160	686 160	198 986	198 986
288 Non-Ferrous Base Metal Waste And Scraps	0	19 060	0	88 557
685 Lead	51 560	51 560	76 567	76 567
Lainnya	0	142 469	0	110 788
Sub Total	2 012 268	10 698 797	3 627 989	28 562 297
LIBERIA				
793 Ships, Boats, And Floating Structures	0	12 099 000	0	3 500 000
653 Fabrics, Woven, Of Man-Made Fibres	0	1 378	0	20 705
651 Textile Yarns	0	355	0	852
Lainnya	0	0	0	0
Sub Total	0	12 100 733	0	3 521 557
GUINEA				
248 Wood,Simply Worked And Railway Sleeper Of Wood	0	43 394	0	39 692
629 Articles Of Rubbers	0	8	0	459
633 Cork Manufactures	0	5	0	290
748 Transmission Shafts And Cranks	0	1	0	39
713 Internal Combustion Piston Engines And Parts	0	1	0	31
Lainnya	0	0	0	0

**I.6 IMPOR KOMODITI MENURUT NEGARA ASAL / IMPORT BY COUNTRY OF ORIGIN
DAN LIMA GOLONGAN BARANG (SITC) UTAMA / AND FIVE MAJOR SITC COMMODITY GROUP
** SEPTEMBER / SEPTEMBER 2009 ****

Negara Asal/SITC/Uraian Golongan Barang <i>Country of Origin/SITC/group Description</i>	Berat Bersih / <i>Net Weight (Kg)</i>		Nilai CIF / <i>CIF Value (US\$)</i>	
	Bulan ini <i>Current month</i>	Kumulatif <i>Cum. Jan to date</i>	Bulan ini <i>Current month</i>	Kumulatif <i>Cum. Jan to date</i>
Sub Total	0	43 409	0	40 511
ANGOLA				
679 Tubes, Pipes, Hollow Profile, Pipe Fitting Of Iron/Steel	0	55 458	0	106 369
723 Civil Engineering And Contractor Plants And Equipments/Parts	0	29 677	0	37 514
282 Waste And Scrap Metal Of Iron/Steel	0	25 402	0	16 943
Lainnya	0	0	0	0
Sub Total	0	110 537	0	160 826
CONGO				
282 Waste And Scrap Metal Of Iron/Steel	0	341 300	0	206 487
248 Wood,Simply Worked And Railway Sleeper Of Wood	0	90 170	0	122 287
247 Wood In The Rough Or Roughly Squared	0	38 815	0	32 882
728 Other Machines And Equipment Specialized For Particular Indu	0	5 512	0	19 300
742 Pumps For Liquid And Parts	0	428	0	1 500
Lainnya	0	46	0	824
Sub Total	0	476 271	0	383 280
CAMEROON				
072 Cocoa	202 690	1 591 048	554 487	4 126 827
263 Cotton	0	924 660	0	1 284 186
248 Wood,Simply Worked And Railway Sleeper Of Wood	44 133	508 021	54 175	528 043
025 Eggs, Birds, And Egg Yolks; Fresh, Dried Or Otherwise Preser	0	17 975	0	99 893
772 Electrical Apparatus For Making And Breaking Electrical Circ	0	5 733	0	27 098
Lainnya	609	36 922	17 457	105 181
Sub Total	247 432	3 084 359	626 119	6 171 228
NIGERIA				
333 Petroleum Oil, Crude	259 690 000	1 146 266 321	141 752 976	503 633 087
263 Cotton	159 980	1 906 827	207 520	2 442 737
248 Wood,Simply Worked And Railway Sleeper Of Wood	46 000	164 827	35 169	120 389
723 Civil Engineering And Contractor Plants And Equipments/Parts	10 000	10 000	90 000	90 000
685 Lead	25 900	25 900	36 260	36 260
Lainnya	150	44 377	1 634	42 483
Sub Total	259 932 030	1 148 418 252	142 123 559	506 364 956
SIERRA LEONE				
282 Waste And Scrap Metal Of Iron/Steel	366 600	366 600	106 314	106 314
771 Electric Power Machinery And Parts	0	16	0	2 818
778 Electrical Machinery And Apparatus	0	1 108	0	1 514
716 Rotating Electric Plants And Parts	0	3	0	434
743 Pumps, Compressors, Fans, Blowers, Centrifuges, And Parts	22	53	80	271
Lainnya	0	22	0	116
Sub Total	366 622	367 802	106 394	111 467
GABON				
635 Wood Manufactures	0	105 643	0	256 017
248 Wood,Simply Worked And Railway Sleeper Of Wood	0	68 873	0	56 871
728 Other Machines And Equipment Specialized For Particular Indu	0	3 357	0	51 570
748 Transmission Shafts And Cranks	0	6	0	263
Lainnya	0	0	0	0
Sub Total	0	177 879	0	364 721
COTE D'IVOIRE				
072 Cocoa	0	2 152 838	0	5 774 814
263 Cotton	396 138	3 643 791	551 562	4 780 703
057 Fruit And Nut; Fresh Or Dried	1 000 412	1 101 188	753 249	828 831
288 Non-Ferrous Base Metal Waste And Scraps	0	19 235	0	78 911
282 Waste And Scrap Metal Of Iron/Steel	0	246 480	0	71 479
Lainnya	24 970	46 495	34 958	60 444

**I.6 IMPOR KOMODITI MENURUT NEGARA ASAL / IMPORT BY COUNTRY OF ORIGIN
DAN LIMA GOLONGAN BARANG (SITC) UTAMA / AND FIVE MAJOR SITC COMMODITY GROUP
** SEPTEMBER / SEPTEMBER 2009 ****

Negara Asal/SITC/Uraian Golongan Barang <i>Country of Origin/SITC/group Description</i>	Berat Bersih / <i>Net Weight (Kg)</i>		Nilai CIF / <i>CIF Value (US\$)</i>	
	Bulan ini <i>Current month</i>	Kumulatif <i>Cum. Jan to date</i>	Bulan ini <i>Current month</i>	Kumulatif <i>Cum. Jan to date</i>
Sub Total	1 421 520	7 210 027	1 339 769	11 595 182
SENEGAL				
287 Ores And Concentrates Of Basemetals	29 950	410 030	20 561	218 163
752 Automatic Data Processing Machines And Their Units	0	3 581	0	175 613
676 Iron/Steel Bars, Rods, Angels, Shaped And Sections	0	2 470	0	1 789
723 Civil Engineering And Contractor Plants And Equipments/Parts	0	3 036	0	1 660
695 Tools For Used In The Hand Or In Machines	2	2	1 035	1 035
Lainnya	0	2	0	648
Sub Total	29 952	419 121	21 596	398 908
MAURITANIA				
652 Cotton Fabrics, Woven	0	2 430	0	20 875
Lainnya	0	0	0	0
Sub Total	0	2 430	0	20 875
MALI				
263 Cotton	927 355	4 599 837	1 272 544	5 652 681
745 Other Non-Electical Machinery, Tools, And Mechanical Apparart	0	385	0	5 276
748 Transmission Shafts And Cranks	0	42	0	2 247
694 Nails, Screws, Nuts, Bolts, Rivets Of Iron/Steel Or Copper	0	36	0	476
Lainnya	0	0	0	0
Sub Total	927 355	4 600 300	1 272 544	5 660 680
BENIN				
263 Cotton	1 062 140	4 158 518	1 405 629	5 295 925
057 Fruit And Nut; Fresh Or Dried	0	496 650	0	315 718
282 Waste And Scrap Metal Of Iron/Steel	344 460	648 700	97 310	183 258
Lainnya	0	0	0	0
Sub Total	1 406 600	5 303 868	1 502 939	5 794 901
BURKINA FASO				
263 Cotton	1 905 909	5 981 335	2 511 219	7 799 428
575 Other Plastics In Primary Forms	0	4 716	0	27 000
582 Plates, Sheets, And Film Of Plastics	0	3 162	0	18 103
592 Starches, Inulin, And Wheat Glutenal Buminoidal Substances; G	0	156	0	892
629 Articles Of Rubbers	0	120	0	684
Lainnya	0	45	0	254
Sub Total	1 905 909	5 989 534	2 511 219	7 846 361
GAMBIA				
551 Essential Oils, Perfumes, And Flavour Materials	537	537	2 879	2 879
Lainnya	0	0	0	0
Sub Total	537	537	2 879	2 879
U.S. VIRGIN ISLANDS				
851 Footwears	0	395	0	4 915
751 Office Machines	0	483	0	2 103
844 Women'S Coats/Jackets, Knitted	0	32	0	979
845 Articles Of Apparel	0	3	0	71
843 Men'S Coats/Jackets, Knitted	0	2	0	67
Lainnya	0	1	0	22
Sub Total	0	916	0	8 157
SEYCHELLES				
772 Electrical Apparatus For Making And Breaking Electrical Circ	0	109	0	249 945
598 Miscellaneous Chemical Products	0	1 000	0	35 270
813 Lighting Fixtures And Fittings	0	1 215	0	3 650
893 Article Of Plastics	0	11	0	34

**I.6 IMPOR KOMODITI MENURUT NEGARA ASAL / IMPORT BY COUNTRY OF ORIGIN
DAN LIMA GOLONGAN BARANG (SITC) UTAMA / AND FIVE MAJOR SITC COMMODITY GROUP
** SEPTEMBER / SEPTEMBER 2009 ****

Negara Asal/SITC/Uraian Golongan Barang <i>Country of Origin/SITC/group Description</i>	Berat Bersih / <i>Net Weight (Kg)</i>		Nilai CIF / <i>CIF Value (US\$)</i>	
	Bulan ini <i>Current month</i>	Kumulatif <i>Cum. Jan to date</i>	Bulan ini <i>Current month</i>	Kumulatif <i>Cum. Jan to date</i>
Lainnya	0	0	0	0
Sub Total	0	2 335	0	288 899
UGANDA				
263 Cotton	0	3 543 902	0	4 398 443
611 Leathers	9 767	29 906	98 208	307 847
287 Ores And Concentrates Of Basemetals	0	5 040	0	172 771
121 Tobacco, Unmanufactured And Refused	19 202	19 202	147 840	147 840
845 Articles Of Apparel	2	2	34	34
Lainnya	0	1	0	10
Sub Total	28 971	3 598 053	246 082	5 026 945
CENTRAL AFRICAN REPUBLIC				
263 Cotton	59 844	2 182 640	67 485	2 505 725
266 Synthetic Fibres Suitable For Spinning	0	22 160	0	140 227
267 Other Man-Made Fibres Suitable For Spinning And Waste	0	13 840	0	49 227
282 Waste And Scrap Metal Of Iron/Steel	129 160	129 160	36 940	36 940
676 Iron/Steel Bars, Rods, Angels, Shaped And Sections	0	2 236	0	2 646
Lainnya	0	1	0	1
Sub Total	189 004	2 350 037	104 425	2 734 766
NIGER				
273 Stone, Sand And Gravel	0	43 179	0	18 727
572 Polimers Of Styrene In Primary Forms	0	8 891	0	11 425
282 Waste And Scrap Metal Of Iron/Steel	0	40 333	0	9 075
533 Pigments, Paints, Varnishes, And Related Materials	0	289	0	370
778 Electrical Machinery And Apparatus	0	3	0	338
Lainnya	0	109	0	219
Sub Total	0	92 804	0	40 154
CHAD				
263 Cotton	0	139 450	0	188 284
Lainnya	0	0	0	0
Sub Total	0	139 450	0	188 284
DJIBOUTI				
611 Leathers	0	5 175	0	141 527
685 Lead	37 020	37 020	53 679	53 679
Lainnya	0	0	0	0
Sub Total	37 020	42 195	53 679	195 206
SAINT HELENA				
657 Special Yarns,Textile Fabrics	0	4 890	0	57 926
675 Flat Rolled Products And Alloy Steels	0	41 178	0	41 122
652 Cotton Fabrics, Woven	1 300	1 300	19 599	19 599
874 Measuring, Checking, Analysing, And Controlling Instrument A	204	205	11 755	11 769
892 Printed Matter	47	47	8 311	8 311
Lainnya	0	1 241	0	7 904
Sub Total	1 551	48 861	39 665	146 631
SWAZILAND				
251 Pulp And Waste Paper	350 166	9 432 639	143 568	3 810 692
562 Fertilizers, Manufactured	0	1 475 000	0	907 125
591 Disinfectants, Insecticides, And Fungicides Put In Forms	0	48 480	0	449 760
772 Electrical Apparatus For Making And Breaking Electrical Circ	0	5 874	0	322 696
073 Chocolate And Other Food Preparations Containing Cocoa	0	24 087	0	149 596
Lainnya	396	63 562	15 109	640 352
Sub Total	350 562	11 049 642	158 677	6 280 221
SOUTH AFRICA				

**I.6 IMPOR KOMODITI MENURUT NEGARA ASAL / IMPORT BY COUNTRY OF ORIGIN
DAN LIMA GOLONGAN BARANG (SITC) UTAMA / AND FIVE MAJOR SITC COMMODITY GROUP
** SEPTEMBER / SEPTEMBER 2009 ****

Negara Asal/SITC/Uraian Golongan Barang <i>Country of Origin/SITC/group Description</i>	Berat Bersih / <i>Net Weight (Kg)</i>		Nilai CIF / <i>CIF Value (US\$)</i>	
	Bulan ini <i>Current month</i>	Kumulatif <i>Cum. Jan to date</i>	Bulan ini <i>Current month</i>	Kumulatif <i>Cum. Jan to date</i>
251 Pulp And Waste Paper	13 993 238	94 518 994	9 312 364	63 485 937
333 Petroleum Oil, Crude	0	132 753 196	0	52 287 064
222 Oil Seeds Use For Extraction Ofsoft Fixed Vegetable Oils	30 205 000	34 204 060	15 706 600	17 504 418
061 Sugar, Molasses, And Honey	37 200 000	37 200 000	14 972 089	14 972 089
282 Waste And Scrap Metal Of Iron/Steel	16 116 435	34 581 630	4 788 098	10 047 824
Lainnya	6 053 786	56 697 010	5 795 642	73 716 800
Sub Total	103 568 459	389 954 890	50 574 793	232 014 132
ZIMBABWE				
263 Cotton	1 022 942	6 529 571	1 416 980	8 785 929
121 Tobacco, Unmanufactured And Refused	9 600	847 300	49 520	5 585 729
821 Furnitures And Parts	0	90	0	1 414
Lainnya	0	0	0	0
Sub Total	1 032 542	7 376 961	1 466 500	14 373 072
ZAMBIA				
263 Cotton	168 110	368 009	229 388	504 824
287 Ores And Concentrates Of Basemetals	47 740	233 390	192 354	279 149
Lainnya	0	0	0	0
Sub Total	215 850	601 399	421 742	783 973
MALAWI				
263 Cotton	0	715 590	0	1 057 116
074 Tea And Mate	0	540	0	5 584
222 Oil Seeds Use For Extraction Ofsoft Fixed Vegetable Oils	0	2 500	0	950
Lainnya	0	0	0	0
Sub Total	0	718 630	0	1 063 650
MAURITIUS				
575 Other Plastics In Primary Forms	255 000	2 887 196	286 182	3 102 812
651 Textile Yarns	13 186	1 834 079	33 647	2 263 404
679 Tubes, Pipes, Hollow Profile, Pipe Fitting Of Iron/Steel	31	72 707	68	405 653
724 Textile/Leather Machinery And Parts	54 696	79 612	186 036	260 198
676 Iron/Steel Bars, Rods, Angels, Shaped And Sections	0	1 130 000	0	248 031
Lainnya	12 246	954 646	33 554	1 727 792
Sub Total	335 159	6 958 240	539 487	8 007 890
RWANDA				
699 Manufactures Of Base Metals	0	1	0	3
Lainnya	0	0	0	0
Sub Total	0	1	0	3
ZAIRE				
571 Polymers Of Ethylene In Primary Forms	0	53	0	40
Lainnya	0	0	0	0
Sub Total	0	53	0	40
VIRGIN ISLANDS (BRITISH)				
792 Aircraft And Associated Equipments And Parts	0	2 909	0	4 327 682
278 Other Crude Minerals	0	7 700 000	0	363 100
899 Other Miscellaneous Manufactured Articles	68 449	122 540	97 346	170 158
851 Footwears	0	4 816	0	52 130
651 Textile Yarns	0	25 000	0	43 250
Lainnya	0	23 505	0	58 420
Sub Total	68 449	7 878 770	97 346	5 014 740
AUSTRALIA				
041 Wheat And Meslin, Unmilled	314 370 795	2 086 092 957	83 776 510	565 642 573

**I.6 IMPOR KOMODITI MENURUT NEGARA ASAL / IMPORT BY COUNTRY OF ORIGIN
DAN LIMA GOLONGAN BARANG (SITC) UTAMA / AND FIVE MAJOR SITC COMMODITY GROUP
** SEPTEMBER / SEPTEMBER 2009 ****

Negara Asal/SITC/Uraian Golongan Barang <i>Country of Origin/SITC/group Description</i>	Berat Bersih / <i>Net Weight (Kg)</i>		Nilai CIF / <i>CIF Value (US\$)</i>	
	Bulan ini <i>Current month</i>	Kumulatif <i>Cum. Jan to date</i>	Bulan ini <i>Current month</i>	Kumulatif <i>Cum. Jan to date</i>
001 Live Animals Other Than Fish	13 388 836	170 719 272	24 528 134	318 450 734
684 Alumunium	6 407 711	56 869 239	11 965 269	110 254 031
562 Fertilizers, Manufactured	27 483 040	246 736 765	7 167 871	83 238 315
011 Meat Of Bovine Animals Fresh, Chilled Or Frozen	3 403 339	30 426 968	9 878 449	82 970 239
Lainnya	124 637 825	2 456 551 446	119 035 466	1 277 810 115
Sub Total	489 691 546	5 047 396 647	256 351 699	2 438 366 007
NEW ZEALAND				
022 Milk, Cream, And Milk Products Other Than Butter Or Cheese	2 623 759	57 236 422	6 264 576	129 375 484
251 Pulp And Waste Paper	11 789 622	130 010 505	5 296 824	48 025 341
011 Meat Of Bovine Animals Fresh, Chilled Or Frozen	967 131	15 656 982	2 709 890	43 943 537
081 Feeding Stuff For Animals	6 821 599	70 005 670	4 507 901	36 794 822
012 Other Meat, Other Edible Meat Offal, Fresh, Chilled Or Froze	646 489	14 010 802	1 489 342	26 369 496
Lainnya	48 751 336	198 900 371	21 555 299	131 843 369
Sub Total	71 599 936	485 820 752	41 823 832	416 352 049
MICRONESIA, FED. STATES OF				
292 Crude Vegetable Materials	176	702	567	2 362
057 Fruit And Nut; Fresh Or Dried	0	5	0	11
Lainnya	0	0	0	0
Sub Total	176	707	567	2 373
GUAM				
292 Crude Vegetable Materials	0	106	0	282
844 Women'S Coats/Jackets, Knitted	0	8	0	266
075 Spices	0	2	0	3
057 Fruit And Nut; Fresh Or Dried	0	1	0	1
Lainnya	0	0	0	0
Sub Total	0	117	0	552
NAURU				
035 Fish, Dried Salted Or In Brine; Smoked Fish	0	100	0	6 236
693 Wire Products And Fencing Grills	0	166	0	620
Lainnya	0	0	0	0
Sub Total	0	266	0	6 856
NEW CALEDONIA				
575 Other Plastics In Primary Forms	0	500	0	6 024
724 Textile/Leather Machinery And Parts	0	130	0	2 056
747 Taps, Cocks, And Valves For Pipes	0	60	0	2 029
629 Articles Of Rubbers	0	23	0	517
666 Pottery	0	43	0	22
Lainnya	0	0	0	0
Sub Total	0	756	0	10 648
NIUE				
694 Nails, Screws, Nuts, Bolts, Rivets Of Iron/Steel Or Copper	0	2 371	0	9 399
751 Office Machines	0	1	0	77
Lainnya	0	0	0	0
Sub Total	0	2 372	0	9 476
VANUATU				
072 Cocoa	0	100 000	0	243 166
893 Article Of Plastics	0	60	0	346
899 Other Miscellaneous Manufactured Articles	0	30	0	173
Lainnya	0	0	0	0
Sub Total	0	100 090	0	243 685

**I.6 IMPOR KOMODITI MENURUT NEGARA ASAL / IMPORT BY COUNTRY OF ORIGIN
DAN LIMA GOLONGAN BARANG (SITC) UTAMA / AND FIVE MAJOR SITC COMMODITY GROUP
** SEPTEMBER / SEPTEMBER 2009 ****

Negara Asal/SITC/Uraian Golongan Barang <i>Country of Origin/SITC/group Description</i>	Berat Bersih / <i>Net Weight (Kg)</i>		Nilai CIF / <i>CIF Value (US\$)</i>	
	Bulan ini <i>Current month</i>	Kumulatif <i>Cum. Jan to date</i>	Bulan ini <i>Current month</i>	Kumulatif <i>Cum. Jan to date</i>
BRITISH INDIAN OCEAN TERRITORY				
081 Feeding Stuff For Animals	0	1 906 841	0	467 333
716 Rotating Electric Plants And Parts	849	849	18 785	18 785
821 Furnitures And Parts	0	5 290	0	3 339
713 Internal Combustion Piston Engines And Parts	0	16	0	263
Lainnya	0	0	0	0
Sub Total	849	1 912 996	18 785	489 720
OTH.OCEANIA				
899 Other Miscellaneous Manufactured Articles	0	73	0	2 093
Lainnya	0	0	0	0
Sub Total	0	73	0	2 093
AMERICAN SAMOA				
263 Cotton	60 516	678 545	93 837	1 092 652
764 Telecommunication Equipments And Parts	0	15 031	0	444 638
743 Pumps, Compressors, Fans, Blowers, Centrifuges, And Parts	0	746 289	0	302 557
781 Passengger Motor Cars	0	18 197	0	142 443
232 Synthetic Rubber Latex, Synthetic/Reclaimed Rubber	0	179 463	0	112 274
Lainnya	132	84 783	1 656	198 256
Sub Total	60 648	1 722 308	95 493	2 292 820
COOK ISLANDS				
744 Mechanical Handling Equipments And Parts	0	10 378	0	553 068
695 Tools For Used In The Hand Or In Machines	0	10 211	0	494 785
725 Papermill/Pulpmill Machinery And Paper Cutting Machines	1 156	12 050	13 723	290 652
747 Taps, Cocks, And Valves For Pipes	882	1 117	204 200	207 822
771 Electric Power Machinery And Parts	0	29 709	0	153 338
Lainnya	641	35 111	8 678	520 764
Sub Total	2 679	98 576	226 601	2 220 429
FIJI				
655 Knitted Or Crocheted Fabrics	0	2 473	0	59 806
653 Fabrics, Woven, Of Man-Made Fibres	0	449	0	3 580
034 Fish, Fresh, Chilled Or Frozen	0	110	0	1 820
266 Synthetic Fibres Suitable For Spinning	0	35	0	1 500
656 Tulle,Lace,Embroidery,Ribbons,Trimmings And Other Small Ware	0	16	0	693
Lainnya	0	19	0	848
Sub Total	0	3 102	0	68 247
MARSHALL ISLANDS				
793 Ships, Boats, And Floating Structures	8 430 000	31 783 000	50 800 000	80 300 000
792 Aircraft And Associated Equipments And Parts	0	9	0	132 312
742 Pumps For Liquid And Parts	0	5	0	76 534
874 Measuring, Checking, Analysing, And Controlling Instrument A	0	2	0	27 958
772 Electrical Apparatus For Making And Breaking Electrical Circ	0	1	0	9 921
Lainnya	0	100	0	429
Sub Total	8 430 000	31 783 117	50 800 000	80 547 154
SAMOA				
232 Synthetic Rubber Latex, Synthetic/Reclaimed Rubber	0	38 556	0	138 416
653 Fabrics, Woven, Of Man-Made Fibres	0	4 535	0	44 924
515 Organo-Inorganic And Heterocyclic Compounds	0	1 000	0	18 000
598 Miscellaneous Chemical Products	0	17 500	0	17 450
541 Medicinal And Pharmaceutical Products	0	75	0	12 750
Lainnya	554	762	6 698	10 948

**I.6 IMPOR KOMODITI MENURUT NEGARA ASAL / IMPORT BY COUNTRY OF ORIGIN
DAN LIMA GOLONGAN BARANG (SITC) UTAMA / AND FIVE MAJOR SITC COMMODITY GROUP
** SEPTEMBER / SEPTEMBER 2009 ****

Negara Asal/SITC/Uraian Golongan Barang <i>Country of Origin/SITC/group Description</i>	Berat Bersih / <i>Net Weight (Kg)</i>		Nilai CIF / <i>CIF Value (US\$)</i>	
	Bulan ini <i>Current month</i>	Kumulatif <i>Cum. Jan to date</i>	Bulan ini <i>Current month</i>	Kumulatif <i>Cum. Jan to date</i>
Sub Total	554	62 428	6 698	242 488
SOLOMON ISLANDS				
072 Cocoa	165 000	1 425 001	427 165	3 757 890
246 Wood In Chips Or Particles And Waste	0	5 000 000	0	434 346
282 Waste And Scrap Metal Of Iron/Steel	666 800	758 950	226 712	280 159
Lainnya	0	0	0	0
Sub Total	831 800	7 183 951	653 877	4 472 395
TONGA				
048 Cereal Preparations And Preparations Of Flours/Starches Of Fr	0	1 691	0	11 019
292 Crude Vegetable Materials	0	316	0	2 043
Lainnya	0	0	0	0
Sub Total	0	2 007	0	13 062
TUVALU				
793 Ships, Boats, And Floating Structures	0	872 000	0	364 716
776 Thermionic, Cold Cathode, And Photo Cathode Valves/Tubes	0	20	0	2 424
899 Other Miscellaneous Manufactured Articles	0	201	0	1 736
Lainnya	0	0	0	0
Sub Total	0	872 221	0	368 876
CHRISTMAS ISLANDS				
727 Food Processing Machines And Parts	0	1 616	0	1 206
Lainnya	0	0	0	0
Sub Total	0	1 616	0	1 206
U.S MINOR OUTLYING ISLAND				
629 Articles Of Rubbers	0	5	0	130
694 Nails, Screws, Nuts, Bolts, Rivets Of Iron/Steel Or Copper	0	1	0	6
Lainnya	0	0	0	0
Sub Total	0	6	0	136
COCOS (KEELING) ISLANDS				
664 Glass	0	8 042	0	18 749
699 Manufactures Of Base Metals	0	10 000	0	8 040
Lainnya	0	0	0	0
Sub Total	0	18 042	0	26 789
TOKELAU				
776 Thermionic, Cold Cathode, And Photo Cathode Valves/Tubes	0	17 470	0	36 576
575 Other Plastics In Primary Forms	0	45 996	0	22 540
679 Tubes, Pipes, Hollow Profile, Pipe Fitting Of Iron/Steel	0	118	0	593
743 Pumps, Compressors, Fans, Blowers, Centrifuges, And Parts	0	19	0	187
747 Taps, Cocks, And Valves For Pipes	0	32	0	95
Lainnya	0	16	0	54
Sub Total	0	63 651	0	60 045
EAST TIMOR				
071 Coffee And Coffee Substitutes	73 400	308 605	44 113	355 409
001 Live Animals Other Than Fish	0	267 099	0	55 465
282 Waste And Scrap Metal Of Iron/Steel	118 780	118 780	23 756	23 756
223 Oil Seeds Use For Extraction Of Other Fixed Vegetable Oils	12 393	78 705	1 634	14 842
222 Oil Seeds Use For Extraction Ofsoft Fixed Vegetable Oils	1 600	1 658	211	218
Lainnya	0	656	0	79
Sub Total	206 173	775 503	69 714	449 769
UNITED STATES				
792 Aircraft And Associated Equipments And Parts	110 128	1 967 573	93 802 896	1 126 818 965

**I.6 IMPOR KOMODITI MENURUT NEGARA ASAL / IMPORT BY COUNTRY OF ORIGIN
DAN LIMA GOLONGAN BARANG (SITC) UTAMA / AND FIVE MAJOR SITC COMMODITY GROUP
** SEPTEMBER / SEPTEMBER 2009 ****

Negara Asal/SITC/Uraian Golongan Barang <i>Country of Origin/SITC/group Description</i>	Berat Bersih / <i>Net Weight (Kg)</i>		Nilai CIF / <i>CIF Value (US\$)</i>	
	Bulan ini <i>Current month</i>	Kumulatif <i>Cum. Jan to date</i>	Bulan ini <i>Current month</i>	Kumulatif <i>Cum. Jan to date</i>
222 Oil Seeds Use For Extraction Ofsoft Fixed Vegetable Oils	25 553 489	932 211 473	12 569 992	430 362 717
081 Feeding Stuff For Animals	84 759 679	565 861 039	44 590 724	275 475 075
263 Cotton	15 766 953	165 489 543	20 309 875	213 983 754
723 Civil Engineering And Contractor Plants And Equipments/Parts Lainnya	1 266 225 204 263 010	13 605 147 1 706 274 828	17 446 836 314 128 108	198 785 184 2 621 303 708
Sub Total	331 719 484	3 385 409 603	502 848 431	4 866 729 403
CANADA				
041 Wheat And Meslin, Unmilled	97 275 000	665 976 270	30 490 318	229 020 483
562 Fertilizers, Manufactured	350 000	185 495 601	256 250	121 898 609
251 Pulp And Waste Paper	22 809 249	200 773 417	12 837 384	103 084 764
333 Petroleum Oil, Crude	0	125 727 797	0	68 222 853
782 Motor Vehicle For The Transportation Of Goods Lainnya	0 24 167 576	2 327 754 121 151 180	0 23 798 961	48 653 689 199 311 842
Sub Total	144 601 825	1 301 452 019	67 382 913	770 192 240
MEXICO				
764 Telecommunication Equipments And Parts	2 395	74 730	1 404 922	23 706 602
081 Feeding Stuff For Animals	2 120 318	9 997 765	1 933 624	8 796 359
752 Automatic Data Processing Machines And Their Units	17 930	53 851	1 905 394	7 495 542
722 Tractors	27 422	696 547	214 375	4 303 059
263 Cotton Lainnya	18 757 2 798 417	3 549 013 10 005 968	22 454 6 390 369	4 066 557 45 435 974
Sub Total	4 985 239	24 377 874	11 871 138	93 804 093
GUATEMALA				
061 Sugar, Molasses, And Honey	0	85 550 000	0	29 596 711
724 Textile/Leather Machinery And Parts	0	72 102	0	423 599
231 Natural Rubber Latex;Natural Rubber And Similar Natural Gums	0	16 800	0	20 280
844 Women'S Coats/Jackets, Knitted	37	359	1 144	12 866
635 Wood Manufactures Lainnya	0 14	1 715 9 246	0 450	7 250 16 799
Sub Total	51	85 650 222	1 594	30 077 505
HONDURAS				
778 Electrical Machinery And Apparatus	3 106	3 117	74 467	75 027
845 Articles Of Apparel	7	5 073	420	24 600
248 Wood,Simply Worked And Railway Sleeper Of Wood	0	15 180	0	23 602
899 Other Miscellaneous Manufactured Articles	0	1 523	0	21 433
844 Women'S Coats/Jackets, Knitted Lainnya	20 3	170 70	642 96	6 212 2 487
Sub Total	3 136	25 133	75 625	153 361
NICARAGUA				
845 Articles Of Apparel	0	630	0	25 037
724 Textile/Leather Machinery And Parts	0	160	0	11 000
892 Printed Matter	0	47	0	303
778 Electrical Machinery And Apparatus Lainnya	0 0	4 0	0 0	162 0
Sub Total	0	841	0	36 502
PANAMA				
793 Ships, Boats, And Floating Structures	0	29 954 563	0	144 718 376
334 Petroleum Products, Refined	0	40 148 986	0	23 931 647
282 Waste And Scrap Metal Of Iron/Steel	234 880	1 167 242	66 941	332 664
899 Other Miscellaneous Manufactured Articles	0	86 300	0	231 552
611 Leathers Lainnya	0 0	4 932 83 072	0 0	77 775 199 182
Sub Total	234 880	71 445 095	66 941	169 491 196

**I.6 IMPOR KOMODITI MENURUT NEGARA ASAL / IMPORT BY COUNTRY OF ORIGIN
DAN LIMA GOLONGAN BARANG (SITC) UTAMA / AND FIVE MAJOR SITC COMMODITY GROUP
** SEPTEMBER / SEPTEMBER 2009 ****

Negara Asal/SITC/Uraian Golongan Barang <i>Country of Origin/SITC/group Description</i>	Berat Bersih / <i>Net Weight (Kg)</i>		Nilai CIF / <i>CIF Value (US\$)</i>	
	Bulan ini <i>Current month</i>	Kumulatif <i>Cum. Jan to date</i>	Bulan ini <i>Current month</i>	Kumulatif <i>Cum. Jan to date</i>
CUBA				
542 Medicaments, Including Veterinary Medicaments	410	2 534	75 600	740 460
Lainnya	0	0	0	0
Sub Total	410	2 534	75 600	740 460
CURACAO				
776 Thermionic, Cold Cathode, And Photo Cathode Valves/Tubes	0	25	0	12 842
652 Cotton Fabrics, Woven	0	437	0	3 405
778 Electrical Machinery And Apparatus	0	7	0	48
749 Non-Electric Parts And Accessories Of Machineries	0	9	0	20
653 Fabrics, Woven, Of Man-Made Fibres	0	3	0	10
Lainnya	0	0	0	0
Sub Total	0	481	0	16 325
SURINAME				
724 Textile/Leather Machinery And Parts	0	9	0	2 935
728 Other Machines And Equipment Specialized For Particular Indu	0	1	0	307
665 Glassware	0	8	0	140
842 Women'S Coats/Jacket, Not Knitted	0	3	0	110
Lainnya	0	0	0	0
Sub Total	0	21	0	3 492
CHILE				
251 Pulp And Waste Paper	24 649 191	140 052 551	13 349 521	70 054 430
281 Iron Ore And Concentrates	0	298 203 000	0	43 281 624
081 Feeding Stuff For Animals	924 490	7 216 180	953 882	6 854 513
682 Copper	0	801 066	0	5 008 979
057 Fruit And Nut; Fresh Or Dried	167 399	1 909 848	167 598	3 521 701
Lainnya	2 336 360	7 769 790	1 681 048	9 358 149
Sub Total	28 077 440	455 952 435	16 152 049	138 079 396
VENEZUELA				
514 Nitrogen-Function Compounds	0	54 000	0	234 900
541 Medicinal And Pharmaceutical Products	227	1 407	15 393	95 769
542 Medicaments, Including Veterinary Medicaments	0	3 412	0	29 040
728 Other Machines And Equipment Specialized For Particular Indu	0	491	0	17 680
582 Plates, Sheets, And Film Of Plastics	0	1 018	0	16 337
Lainnya	0	18 140	0	21 810
Sub Total	227	78 468	15 393	415 536
ARGENTINA				
081 Feeding Stuff For Animals	142 998 500	1 131 052 670	67 304 040	494 345 097
222 Oil Seeds Use For Extraction Ofsoft Fixed Vegetable Oils	37 920	38 233 680	15 168	19 594 338
335 Residual Petroleum Products, And Related Materials	0	19 577 390	0	10 521 814
679 Tubes, Pipes, Hollow Profile, Pipe Fitting Of Iron/Steel	74 565	4 212 686	445 899	10 484 082
263 Cotton	1 367 506	5 845 060	1 809 276	7 459 211
Lainnya	3 342 988	15 862 485	5 442 063	26 122 979
Sub Total	147 821 479	1 214 783 971	75 016 446	568 527 521
BRAZIL				
081 Feeding Stuff For Animals	137 086 739	331 279 955	68 158 661	159 756 386
672 Ingots And Other Iron/Steel In Primary Forms	65 499 783	306 235 139	24 976 742	120 081 803
263 Cotton	4 984 717	76 975 047	6 719 117	104 122 115
281 Iron Ore And Concentrates	0	443 576 100	0	69 574 724
061 Sugar, Molasses, And Honey	8 000 000	126 061 603	3 058 400	47 197 344
Lainnya	11 859 863	154 475 583	20 407 162	208 789 492
Sub Total	227 431 102	1 438 603 427	123 320 082	709 521 864
COLOMBIA				
522 Inorganic Chemical Elements, Oxides And Halogen Salts	1 478 500	4 594 501	1 340 977	3 299 077

**I.6 IMPOR KOMODITI MENURUT NEGARA ASAL / IMPORT BY COUNTRY OF ORIGIN
DAN LIMA GOLONGAN BARANG (SITC) UTAMA / AND FIVE MAJOR SITC COMMODITY GROUP
** SEPTEMBER / SEPTEMBER 2009 ****

Negara Asal/SITC/Uraian Golongan Barang <i>Country of Origin/SITC/group Description</i>	Berat Bersih / <i>Net Weight (Kg)</i>		Nilai CIF / <i>CIF Value (US\$)</i>	
	Bulan ini <i>Current month</i>	Kumulatif <i>Cum. Jan to date</i>	Bulan ini <i>Current month</i>	Kumulatif <i>Cum. Jan to date</i>
542 Medicaments, Including Veterinary Medicaments	1 621	2 803	934 762	1 616 575
591 Disinfectants, Insecticides, And Fungicides Put In Forms	192 000	601 230	489 120	1 422 777
575 Other Plastics In Primary Forms	123 000	396 488	333 881	1 036 556
334 Petroleum Products, Refined	0	191 520	0	762 069
Lainnya	197 370	1 284 884	335 636	1 875 679
Sub Total	1 992 491	7 071 426	3 434 376	10 012 733
BOLIVIA				
792 Aircraft And Associated Equipments And Parts	0	419	0	817 072
522 Inorganic Chemical Elements, Oxides And Halogen Salts	0	88 000	0	68 700
248 Wood,Simply Worked And Railway Sleeper Of Wood	0	15 559	0	23 215
699 Manufactures Of Base Metals	0	1	0	3 608
694 Nails, Screws, Nuts, Bolts, Rivets Of Iron/Steel Or Copper	0	2	0	2 602
Lainnya	0	71	0	3 241
Sub Total	0	104 052	0	918 438
URUGUAY				
248 Wood,Simply Worked And Railway Sleeper Of Wood	237 066	4 088 404	110 694	2 443 641
036 Crustaceans, Molluscs, And Aquatic Invertebrates	0	1 208 873	0	880 390
057 Fruit And Nut; Fresh Or Dried	47 600	592 774	33 558	508 127
554 Soap,Cleansing And Polishing Preparations	17 020	34 044	34 891	69 960
282 Waste And Scrap Metal Of Iron/Steel	209 200	209 200	59 622	59 622
Lainnya	142 480	163 959	24 313	77 980
Sub Total	653 366	6 297 254	263 078	4 039 720
PARAGUAY				
081 Feeding Stuff For Animals	0	24 999 775	0	9 723 394
263 Cotton	127 227	1 647 035	171 096	1 925 232
793 Ships, Boats, And Floating Structures	0	101 266	0	559 211
611 Leathers	0	687 013	0	523 912
282 Waste And Scrap Metal Of Iron/Steel	0	406 515	0	116 068
Lainnya	1 490	63 187	28 218	129 663
Sub Total	128 717	27 904 791	199 314	12 977 480
ECUADOR				
081 Feeding Stuff For Animals	0	394 450	0	379 474
411 Animal Oils And Fats	0	489 254	0	332 529
711 Steam And Other Vapour Generating Boilers And Parts	0	12 230	0	258 163
072 Cocoa	73 128	73 128	197 444	197 444
036 Crustaceans, Molluscs, And Aquatic Invertebrates	0	35 164	0	171 066
Lainnya	2 763	188 537	25 831	392 305
Sub Total	75 891	1 192 763	223 275	1 730 981
PERU				
081 Feeding Stuff For Animals	2 832 235	19 061 649	2 932 409	18 732 556
061 Sugar, Molasses, And Honey	0	20 000 000	0	6 697 319
057 Fruit And Nut; Fresh Or Dried	0	1 119 957	0	2 163 280
411 Animal Oils And Fats	575 415	2 348 767	375 335	1 580 417
522 Inorganic Chemical Elements, Oxides And Halogen Salts	220 500	426 500	157 437	345 133
Lainnya	75 894	332 696	133 789	843 023
Sub Total	3 704 044	43 289 569	3 598 970	30 361 728
GUYANA				
746 Ball Or Roller Bearings	0	142	0	5 691
Lainnya	0	0	0	0
Sub Total	0	142	0	5 691
TRINIDAD AND TOBAGO				
671 Pig Iron,Spiegeleisen,Sponge Iron, And Ferro-Alloys	0	30 639 730	0	12 287 918
282 Waste And Scrap Metal Of Iron/Steel	106 855	350 103	30 454	99 780
899 Other Miscellaneous Manufactured Articles	0	1 560	0	52 800

**I.6 IMPOR KOMODITI MENURUT NEGARA ASAL / IMPORT BY COUNTRY OF ORIGIN
DAN LIMA GOLONGAN BARANG (SITC) UTAMA / AND FIVE MAJOR SITC COMMODITY GROUP
** SEPTEMBER / SEPTEMBER 2009 ****

Negara Asal/SITC/Uraian Golongan Barang <i>Country of Origin/SITC/group Description</i>	Berat Bersih / <i>Net Weight (Kg)</i>		Nilai CIF / <i>CIF Value (US\$)</i>	
	Bulan ini <i>Current month</i>	Kumulatif <i>Cum. Jan to date</i>	Bulan ini <i>Current month</i>	Kumulatif <i>Cum. Jan to date</i>
251 Pulp And Waste Paper	0	307 410	0	43 038
776 Thermionic, Cold Cathode, And Photo Cathode Valves/Tubes	0	87	0	8 232
Lainnya	0	14	0	5 523
Sub Total	106 855	31 298 904	30 454	12 497 291
BAHAMAS				
282 Waste And Scrap Metal Of Iron/Steel	125 920	1 277 330	34 628	346 081
248 Wood,Simply Worked And Railway Sleeper Of Wood	0	22 225	0	25 113
098 Edible Products And Preparations	0	50	0	1 412
Lainnya	0	0	0	0
Sub Total	125 920	1 299 605	34 628	372 606
JAMAICA				
282 Waste And Scrap Metal Of Iron/Steel	45 650	897 392	12 554	233 064
699 Manufactures Of Base Metals	0	23 952	0	82 583
071 Coffee And Coffee Substitutes	0	210	0	11 760
551 Essential Oils, Perfumes, And Flavour Materials	0	40	0	10 080
737 Metalworking Machinery And Parts	0	913	0	9 806
Lainnya	0	123	0	7 935
Sub Total	45 650	922 630	12 554	355 228
PUERTO RICO				
515 Organo-Inorganic And Heterocyclic Compounds	2	132	130 000	2 470 414
898 Musical Instrument And Parts/Accessories	0	592	0	1 106 395
714 Engines And Motors, Non-Electric And Parts	0	434	0	959 341
542 Medicaments, Including Veterinary Medicaments	450	2 869	34 474	829 255
772 Electrical Apparatus For Making And Breaking Electrical Circ	0	3 033	0	754 705
Lainnya	720 175	1 404 266	217 479	1 781 365
Sub Total	720 627	1 411 326	381 953	7 901 475
BELIZE				
793 Ships, Boats, And Floating Structures	0	9 457 000	0	5 989 304
523 Metallicsalts And Peroxysalts	0	24 000	0	11 040
278 Other Crude Minerals	0	22 500	0	4 522
778 Electrical Machinery And Apparatus	0	28	0	418
748 Transmission Shafts And Cranks	0	2	0	32
Lainnya	0	1	0	18
Sub Total	0	9 503 531	0	6 005 334
DOMINICAN REPUBLIC				
282 Waste And Scrap Metal Of Iron/Steel	1 074 710	2 448 215	307 367	702 456
793 Ships, Boats, And Floating Structures	0	348 000	0	596 979
121 Tobacco, Unmanufactured And Refused	0	37 491	0	87 469
541 Medicinal And Pharmaceutical Products	0	755	0	62 265
211 Hides And Skins, Raw	0	84 000	0	45 336
Lainnya	36 136	48 647	11 987	114 182
Sub Total	1 110 846	2 967 108	319 354	1 608 687
EL SALVADOR				
061 Sugar, Molasses, And Honey	0	19 659 997	0	6 990 086
772 Electrical Apparatus For Making And Breaking Electrical Circ	0	4 384	0	211 806
778 Electrical Machinery And Apparatus	0	2 628	0	111 965
542 Medicaments, Including Veterinary Medicaments	0	1 660	0	36 804
048 Cereal Preparations And Preparations Of Flours/Starchs Of Fr	0	244	0	12 206
Lainnya	0	895	0	24 985
Sub Total	0	19 669 808	0	7 387 852
COSTA RICA				

**I.6 IMPOR KOMODITI MENURUT NEGARA ASAL / IMPORT BY COUNTRY OF ORIGIN
DAN LIMA GOLONGAN BARANG (SITC) UTAMA / AND FIVE MAJOR SITC COMMODITY GROUP
** SEPTEMBER / SEPTEMBER 2009 ****

Negara Asal/SITC/Uraian Golongan Barang <i>Country of Origin/SITC/group Description</i>	Berat Bersih / <i>Net Weight (Kg)</i>		Nilai CIF / <i>CIF Value (US\$)</i>	
	Bulan ini <i>Current month</i>	Kumulatif <i>Cum. Jan to date</i>	Bulan ini <i>Current month</i>	Kumulatif <i>Cum. Jan to date</i>
223 Oil Seeds Use For Extraction Of Other Fixed Vegetable Oils	0	11 215	0	2 301 572
759 Parts And Accessories For Machine Of Heading 751 Or 752	306	2 405	79 049	691 282
611 Leathers	3 898	32 483	61 545	493 862
282 Waste And Scrap Metal Of Iron/Steel	90 100	1 563 490	24 778	401 468
764 Telecommunication Equipments And Parts	235	2 320	25 783	214 368
Lainnya	8	7 629	1 440	80 140
Sub Total	94 547	1 619 542	192 595	4 182 692
HAITI				
551 Essential Oils, Perfumes, And Flavour Materials	0	694	0	26 677
845 Articles Of Apparel	0	15	0	508
Lainnya	0	0	0	0
Sub Total	0	709	0	27 185
BARBADOS				
282 Waste And Scrap Metal Of Iron/Steel	149 690	190 670	41 165	49 813
Lainnya	0	0	0	0
Sub Total	149 690	190 670	41 165	49 813
ANTIGUA AND BARBUDA				
611 Leathers	0	8 059	0	410 243
893 Article Of Plastics	0	1 341	0	17 796
098 Edible Products And Preparations	0	2 919	0	10 001
813 Lighting Fixtures And Fittings	0	1 551	0	8 211
873 Meters And Counters	0	890	0	600
Lainnya	5	90	25	503
Sub Total	5	14 850	25	447 354
ANGUILLA				
695 Tools For Used In The Hand Or In Machines	0	26	0	92
054 Vegetables, Fresh, Chilled, Frozen Or Simply Preserved	0	12	0	76
Lainnya	0	0	0	0
Sub Total	0	38	0	168
ARUBA				
251 Pulp And Waste Paper	0	769 398	0	109 971
Lainnya	0	0	0	0
Sub Total	0	769 398	0	109 971
BERMUDA				
121 Tobacco, Unmanufactured And Refused	0	70 000	0	528 132
Lainnya	0	0	0	0
Sub Total	0	70 000	0	528 132
CAPE VERDE				
037 Fish, Crustaceans, Molluscs, And Other Aquatic Invertebrates	0	14 932	0	45 355
748 Transmission Shafts And Cranks	0	637	0	979
785 Motorcycles, Scooters, And Other Cycles Motorized/Non Motori	0	30	0	77
775 Household Type, Electrical/Non-Electrical Equipments	0	15	0	20
697 Household Equipment Of Base Metals	0	4	0	11
Lainnya	0	0	0	0
Sub Total	0	15 618	0	46 442
CAYMAN ISLANDS				
776 Thermionic, Cold Cathode, And Photo Cathode Valves/Tubes	0	9	0	88 850
059 Fruit And Vegetable Juices	0	10 976	0	8 500
651 Textile Yarns	0	462	0	3 672

**I.6 IMPOR KOMODITI MENURUT NEGARA ASAL / IMPORT BY COUNTRY OF ORIGIN
DAN LIMA GOLONGAN BARANG (SITC) UTAMA / AND FIVE MAJOR SITC COMMODITY GROUP
** SEPTEMBER / SEPTEMBER 2009 ****

Negara Asal/SITC/Uraian Golongan Barang <i>Country of Origin/SITC/group Description</i>	Berat Bersih / <i>Net Weight (Kg)</i>		Nilai CIF / <i>CIF Value (US\$)</i>	
	Bulan ini <i>Current month</i>	Kumulatif <i>Cum. Jan to date</i>	Bulan ini <i>Current month</i>	Kumulatif <i>Cum. Jan to date</i>
Lainnya	0	0	0	0
Sub Total	0	11 447	0	101 022
DOMINICA				
737 Metalworking Machinery And Parts	0	116	0	9 246
773 Equipment For Distributing Electricity	0	150	0	1 527
845 Articles Of Apparel	0	34	0	1 458
772 Electrical Apparatus For Making And Breaking Electrical Circ	0	94	0	1 303
771 Electric Power Machinery And Parts	0	3	0	241
Lainnya	0	2	0	69
Sub Total	0	399	0	13 844
FRENCH GUIANA				
772 Electrical Apparatus For Making And Breaking Electrical Circ	0	15	0	4 184
334 Petroleum Products, Refined	0	13 000	0	46
Lainnya	0	0	0	0
Sub Total	0	13 015	0	4 230
FRENCH POLYNESIA				
893 Article Of Plastics	0	15	0	47
Lainnya	0	0	0	0
Sub Total	0	15	0	47
GREENLAND				
772 Electrical Apparatus For Making And Breaking Electrical Circ	0	875	0	4 409
Lainnya	0	0	0	0
Sub Total	0	875	0	4 409
MARTINIQUE				
655 Knitted Or Crocheted Fabrics	17 228	17 228	82 045	82 045
651 Textile Yarns	2 413	2 413	11 043	11 043
Lainnya	0	0	0	0
Sub Total	19 641	19 641	93 088	93 088
NETHERLANDS ANTILLES				
514 Nitrogen-Function Compounds	99 960	99 960	319 872	319 872
597 Additive For Mineral Oils	0	272 960	0	230 280
748 Transmission Shafts And Cranks	2	9 010	751	188 145
872 Medical Instruments And Appliances	0	11 343	0	80 000
685 Lead	25 120	25 120	35 168	35 168
Lainnya	828	9 552	12 565	106 168
Sub Total	125 910	427 945	368 356	959 633
NORFOLK ISLANDS				
598 Miscellaneous Chemical Products	13 200	13 200	82 395	82 395
634 Veneers,Plywood,Improved/Reconstituted Wood Worked	0	8 968	0	15 829
Lainnya	0	0	0	0
Sub Total	13 200	22 168	82 395	98 224
SAINT LUCIA				
778 Electrical Machinery And Apparatus	0	3 920	0	20 344
629 Articles Of Rubbers	0	528	0	12 650
772 Electrical Apparatus For Making And Breaking Electrical Circ	0	175	0	1 741
773 Equipment For Distributing Electricity	0	78	0	722
Lainnya	0	0	0	0

**I.6 IMPOR KOMODITI MENURUT NEGARA ASAL / IMPORT BY COUNTRY OF ORIGIN
DAN LIMA GOLONGAN BARANG (SITC) UTAMA / AND FIVE MAJOR SITC COMMODITY GROUP
** SEPTEMBER / SEPTEMBER ****

Negara Asal/SITC/Uraian Golongan Barang <i>Country of Origin/SITC/group Description</i>	Berat Bersih / <i>Net Weight (Kg)</i>		Nilai CIF / <i>CIF Value (US\$)</i>	
	Bulan ini <i>Current month</i>	Kumulatif <i>Cum. Jan to date</i>	Bulan ini <i>Current month</i>	Kumulatif <i>Cum. Jan to date</i>
Sub Total	0	4 701	0	35 457
SAN MARINO				
893 Article Of Plastics	0	793	0	5 808
728 Other Machines And Equipment Specialized For Particular Indu	0	2	0	320
Lainnya	0	0	0	0
Sub Total	0	795	0	6 128
TURKS AND CAICOS ISLANDS				
843 Men'S Coats/Jackets, Knitted	0	13	0	3 813
844 Women'S Coats/Jackets, Knitted	0	7	0	1 485
845 Articles Of Apparel	0	6	0	1 383
841 Men'S Coats/Jackets, Not Knitted	0	1	0	314
Lainnya	0	0	0	0
Sub Total	0	27	0	6 995
GUADELOUPE				
898 Musical Instrument And Parts/Accessories	0	20	0	1 944
741 Heating And Cooling Equipments And Parts	0	237	0	542
Lainnya	0	0	0	0
Sub Total	0	257	0	2 486
UNITED KINGDOM				
793 Ships, Boats, And Floating Structures	201 764	12 950 422	10 245 386	116 000 878
792 Aircraft And Associated Equipments And Parts	288	311 284	31 296	115 796 956
251 Pulp And Waste Paper	19 160 570	322 669 114	3 012 871	39 127 474
515 Organo-Inorganic And Heterocyclic Compounds	149 289	5 836 087	611 376	17 710 572
728 Other Machines And Equipment Specialized For Particular Indu	11 890	501 640	333 733	16 789 985
Lainnya	32 546 989	92 741 371	37 213 222	345 468 762
Sub Total	52 070 790	435 009 918	51 447 884	650 894 627
NETHERLANDS				
098 Edible Products And Preparations	607 277	4 516 640	5 316 667	33 915 650
022 Milk,Cream, And Milk Products Other Than Butter Or Cheese	2 150 044	16 463 790	4 333 911	30 922 777
714 Engines And Motors, Non-Electric And Parts	926	55 143	25 859	16 377 535
713 Internal Combustion Piston Engines And Parts	4 726	323 050	146 505	12 249 463
718 Other Power Generating Machines And Parts	1 683	143 463	35 576	11 050 335
Lainnya	21 659 779	200 821 674	39 494 462	277 979 019
Sub Total	24 424 435	222 323 760	49 352 980	382 494 779
FRANCE				
792 Aircraft And Associated Equipments And Parts	171	826 820	16 369	593 032 211
772 Electrical Apparatus For Making And Breaking Electrical Circ	152 280	1 328 775	3 815 167	35 194 147
723 Civil Engineering And Contractor Plants And Equipments/Parts	288 848	2 729 394	3 791 686	33 946 767
891 Arms And Ammunitions	47 407	224 542	4 212 064	20 620 382
747 Taps, Cocks, And Valves For Pipes	60 615	510 204	2 385 154	19 789 306
Lainnya	23 957 925	180 442 322	43 065 235	448 612 083
Sub Total	24 507 246	186 062 057	57 285 675	1 151 194 896
GERMANY, FED. REP. OF				
728 Other Machines And Equipment Specialized For Particular Indu	353 653	3 586 996	8 509 558	119 583 713
764 Telecommunication Equipments And Parts	38 757	707 470	5 693 244	95 714 474
714 Engines And Motors, Non-Electric And Parts	28	265 244	75	88 549 608
745 Other Non-Electrical Machinery, Tools, And Mechanical Appar	257 429	1 216 602	24 843 191	82 513 015
562 Fertilizers, Manufactured	21 936 172	124 288 065	12 250 463	65 962 226
Lainnya	49 029 758	405 351 869	146 449 621	1 258 365 984
Sub Total	71 615 797	535 416 246	197 746 152	1 710 689 020
AUSTRIA				
776 Thermionic, Cold Cathode, And Photo Cathode Valves/Tubes	18 753	169 360	8 477 142	56 707 420

**I.6 IMPOR KOMODITI MENURUT NEGARA ASAL / IMPORT BY COUNTRY OF ORIGIN
DAN LIMA GOLONGAN BARANG (SITC) UTAMA / AND FIVE MAJOR SITC COMMODITY GROUP
** SEPTEMBER / SEPTEMBER 2009 ****

Negara Asal/SITC/Uraian Golongan Barang <i>Country of Origin/SITC/group Description</i>	Berat Bersih / <i>Net Weight (Kg)</i>		Nilai CIF / <i>CIF Value (US\$)</i>	
	Bulan ini <i>Current month</i>	Kumulatif <i>Cum. Jan to date</i>	Bulan ini <i>Current month</i>	Kumulatif <i>Cum. Jan to date</i>
716 Rotating Electric Plants And Parts	23	559 510	3 437	16 323 470
641 Papers And Paperboards	324 852	7 671 114	898 722	14 495 517
778 Electrical Machinery And Apparatus	1 816	236 330	159 844	11 332 904
725 Papermill/Pulpmill Machinery And Paper Cutting Machines	1 779	121 751	261 007	7 000 663
Lainnya	2 913 866	13 699 882	12 607 163	75 232 018
Sub Total	3 261 089	22 457 947	22 407 315	181 091 992
BELGIUM				
515 Organo-Inorganic And Heterocyclic Compounds	2 015 203	14 774 739	6 292 897	51 921 762
046 Meal And Flour Of Wheat And Flour Of Meslin	4 757 500	58 059 500	1 624 312	20 370 135
562 Fertilizers, Manufactured	1 513 212	84 608 620	339 679	15 156 023
251 Pulp And Waste Paper	5 367 516	93 278 974	1 408 218	11 873 384
541 Medicinal And Pharmaceutical Products	189 523	1 589 922	490 997	11 624 804
Lainnya	7 167 703	65 732 920	16 139 060	205 514 393
Sub Total	21 010 657	318 044 675	26 295 163	316 460 501
SWITZERLAND				
714 Engines And Motors, Non-Electric And Parts	15 663	64 155	22 726 268	50 040 068
515 Organo-Inorganic And Heterocyclic Compounds	675 113	3 690 664	4 173 289	30 189 357
764 Telecommunication Equipments And Parts	35 390	196 759	2 150 035	24 759 845
533 Pigments, Paints, Varnishes, And Related Materials	54 407	552 707	2 171 299	18 774 776
542 Medicaments, Including Veterinary Medicaments	7 645	77 104	1 360 442	16 396 814
Lainnya	3 817 530	26 888 740	14 786 661	177 989 951
Sub Total	4 605 748	31 470 129	47 367 994	318 150 811
LUXEMBOURG				
793 Ships, Boats, And Floating Structures	0	941 528	0	2 088 924
676 Iron/Steel Bars, Rods, Angels, Shaped And Sections	4 787	852 788	16 614	1 383 899
741 Heating And Cooling Equipments And Parts	0	2 608	0	574 362
749 Non-Electric Parts And Accessories Of Machineries	1 125	94 059	8 321	471 007
657 Special Yarns, Textile Fabrics	0	26 198	0	196 882
Lainnya	58 216	579 814	120 204	733 911
Sub Total	64 128	2 496 995	145 139	5 448 985
MONACO				
542 Medicaments, Including Veterinary Medicaments	0	12 085	0	159 777
553 Perfumery, Cosmetics, And Toilet Preparations	185	4 547	7 944	126 531
541 Medicinal And Pharmaceutical Products	75	785	1 674	12 433
575 Other Plastics In Primary Forms	0	556	0	8 850
551 Essential Oils, Perfumes, And Flavour Materials	11	374	244	6 642
Lainnya	17	85	1 056	2 608
Sub Total	288	18 432	10 918	316 841
DENMARK				
741 Heating And Cooling Equipments And Parts	113 736	403 496	4 427 505	17 731 680
098 Edible Products And Preparations	18 744	1 258 773	110 068	9 863 652
022 Milk, Cream, And Milk Products Other Than Butter Or Cheese	36 500	3 620 400	142 775	9 440 218
542 Medicaments, Including Veterinary Medicaments	15 166	112 029	847 276	7 720 683
598 Miscellaneous Chemical Products	51 596	822 516	151 847	3 929 400
Lainnya	358 308	6 629 766	4 524 484	36 516 189
Sub Total	594 050	12 846 980	10 203 955	85 201 822
NORWAY				
562 Fertilizers, Manufactured	5 235 660	29 385 805	2 436 691	12 956 121
744 Mechanical Handling Equipments And Parts	0	494 666	0	8 260 175
511 Hydrocarbon And Their Halogenated, Nitrated Derivatives	0	14 027 871	0	7 420 362
598 Miscellaneous Chemical Products	606 250	6 137 519	565 693	7 100 854
874 Measuring, Checking, Analysing, And Controlling Instrument A	1	18 442	311	2 706 311
Lainnya	3 433 261	43 199 745	2 157 414	30 850 637
Sub Total	9 275 172	93 264 048	5 160 109	69 294 460

**I.6 IMPOR KOMODITI MENURUT NEGARA ASAL / IMPORT BY COUNTRY OF ORIGIN
DAN LIMA GOLONGAN BARANG (SITC) UTAMA / AND FIVE MAJOR SITC COMMODITY GROUP
** SEPTEMBER / SEPTEMBER 2009 ****

Negara Asal/SITC/Uraian Golongan Barang <i>Country of Origin/SITC/group Description</i>	Berat Bersih / <i>Net Weight (Kg)</i>		Nilai CIF / <i>CIF Value (US\$)</i>	
	Bulan ini <i>Current month</i>	Kumulatif <i>Cum. Jan to date</i>	Bulan ini <i>Current month</i>	Kumulatif <i>Cum. Jan to date</i>
SWEDEN				
764 Telecommunication Equipments And Parts	44 279	1 356 516	15 014 568	279 524 333
251 Pulp And Waste Paper	6 605 518	86 797 035	4 033 874	43 492 152
782 Motor Vehicle For The Transportation Of Goods	184 756	4 572 457	1 850 929	41 900 214
725 Papermill/Pulpmill Machinery And Paper Cutting Machines	42 628	2 350 804	1 443 276	28 673 792
771 Electric Power Machinery And Parts	17 278	382 912	2 364 453	27 920 505
Lainnya	6 920 345	40 159 192	15 161 042	128 434 533
Sub Total	13 814 804	135 618 916	39 868 142	549 945 529
FINLAND				
716 Rotating Electric Plants And Parts	656	1 355 072	3 613	42 380 208
764 Telecommunication Equipments And Parts	18 764	293 595	6 627 804	39 415 171
641 Papers And Paperboards	1 380 464	17 560 641	1 450 323	16 551 423
713 Internal Combustion Piston Engines And Parts	131	301 730	30 896	8 972 819
771 Electric Power Machinery And Parts	11 315	139 522	396 419	8 832 691
Lainnya	1 640 942	30 210 967	5 935 742	62 330 214
Sub Total	3 052 272	49 861 527	14 444 797	178 482 526
IRELAND				
792 Aircraft And Associated Equipments And Parts	490	230 902	362	104 172 210
098 Edible Products And Preparations	59 564	535 638	1 648 565	11 013 740
551 Essential Oils, Perfumes, And Flavour Materials	161 565	754 836	1 413 636	7 130 753
542 Medicaments, Including Veterinary Medicaments	920	44 401	87 057	4 978 756
022 Milk, Cream, And Milk Products Other Than Butter Or Cheese	138 893	2 368 229	206 384	4 929 877
Lainnya	190 367	3 568 704	1 530 938	14 784 122
Sub Total	551 799	7 502 710	4 886 942	147 009 458
ITALY				
745 Other Non-Electical Machinery, Tools, And Mechanical Apparatus	43 385	631 538	1 040 180	47 935 033
728 Other Machines And Equipment Specialized For Particular Industries	186 633	1 703 678	8 243 111	46 583 039
747 Taps, Cocks, And Valves For Pipes	52 363	1 352 189	2 246 616	36 014 253
764 Telecommunication Equipments And Parts	25 773	243 301	2 724 460	24 721 652
679 Tubes, Pipes, Hollow Profile, Pipe Fitting Of Iron/Steel	323 297	4 933 223	1 706 027	20 808 874
Lainnya	18 493 582	221 419 677	31 751 606	338 227 488
Sub Total	19 125 033	230 283 606	47 712 000	514 290 339
SPAIN				
792 Aircraft And Associated Equipments And Parts	0	66 720	0	43 104 169
533 Pigments, Paints, Varnishes, And Related Materials	907 558	5 795 119	1 232 319	9 787 153
684 Aluminium	681 884	4 730 506	1 092 632	7 278 444
511 Hydrocarbon And Their Halogenated, Nitrated Derivatives	298	8 352 025	575	7 080 801
625 Rubber Tyre, Tyre Cases, Tyre Treads, Inner Tubes, And Tyre Flaps	117 119	855 560	799 688	6 369 280
Lainnya	3 300 547	28 744 430	8 865 377	114 980 819
Sub Total	5 007 406	48 544 360	11 990 591	188 600 666
PORTUGAL				
845 Articles Of Apparel	3 646	38 446	166 692	1 852 317
251 Pulp And Waste Paper	528 160	12 100 060	71 302	1 513 375
266 Synthetic Fibres Suitable For Spinning	0	770 800	0	1 245 796
844 Women'S Coats/Jackets, Knitted	1 072	11 747	49 439	594 138
893 Article Of Plastics	20	24 721	180	382 193
Lainnya	618 332	2 791 331	588 496	4 471 708
Sub Total	1 151 230	15 737 105	876 109	10 059 527
ICELAND				
411 Animal Oils And Fats	12 157	31 445	54 064	118 610
542 Medicaments, Including Veterinary Medicaments	170	277	72 033	80 048
751 Office Machines	0	52	0	8 132
653 Fabrics, Woven, Of Man-Made Fibres	0	593	0	1 015
629 Articles Of Rubbers	0	9	0	514
Lainnya	29	84	102	592

**I.6 IMPOR KOMODITI MENURUT NEGARA ASAL / IMPORT BY COUNTRY OF ORIGIN
DAN LIMA GOLONGAN BARANG (SITC) UTAMA / AND FIVE MAJOR SITC COMMODITY GROUP
** SEPTEMBER / SEPTEMBER 2009 ****

Negara Asal/SITC/Uraian Golongan Barang <i>Country of Origin/SITC/group Description</i>	Berat Bersih / <i>Net Weight (Kg)</i>		Nilai CIF / <i>CIF Value (US\$)</i>	
	Bulan ini <i>Current month</i>	Kumulatif <i>Cum. Jan to date</i>	Bulan ini <i>Current month</i>	Kumulatif <i>Cum. Jan to date</i>
Sub Total	12 356	32 460	126 199	208 911
MONTSERRAT				
728 Other Machines And Equipment Specialized For Particular Indu Lainnya	0 0	9 940 0	0 0	1 257 843 0
Sub Total	0	9 940	0	1 257 843
GREECE				
263 Cotton	473 482	12 421 871	635 769	15 248 492
121 Tobacco, Unmanufactured And Refused	60 215	434 963	557 426	3 671 358
251 Pulp And Waste Paper	2 685 675	18 201 532	400 696	2 086 263
792 Aircraft And Associated Equipments And Parts	0	214 001	0	2 000 500
334 Petroleum Products, Refined Lainnya	0 269 232	1 093 979 1 844 209	0 181 830	875 183 1 670 272
Sub Total	3 488 604	34 210 555	1 775 721	25 552 068
VATICAN CITY STATE				
675 Flat Rolled Products And Alloy Steels Lainnya	0 0	9 434 0	0 0	16 662 0
Sub Total	0	9 434	0	16 662
ANDORRA				
653 Fabrics, Woven, Of Man-Made Fibres	0	21 522	0	138 896
741 Heating And Cooling Equipments And Parts	0	16 877	0	33 544
652 Cotton Fabrics, Woven	0	2 984	0	29 718
654 Textile Fabrics, Woven, Other Than Of Cotton Or Man-Made Fib	0	970	0	11 129
641 Papers And Paperboards Lainnya	0 0	3 400 1 603	0 0	9 388 7 971
Sub Total	0	47 356	0	230 646
LIECHTENSTEIN				
522 Inorganic Chemical Elements, Oxides And Halogen Salts	0	19	0	7 365
728 Other Machines And Equipment Specialized For Particular Indu	0	3	0	1 758
874 Measuring, Checking, Analysing, And Controlling Instrument A	0	4	0	1 568
772 Electrical Apparatus For Making And Breaking Electrical Circ	0	705	0	1 262
778 Electrical Machinery And Apparatus Lainnya	0 0	1 0	0 0	633 0
Sub Total	0	732	0	12 586
DEMOCRATIC REP. OF THE CONGO				
292 Crude Vegetable Materials	59 742	157 099	121 873	359 524
248 Wood, Simply Worked And Railway Sleeper Of Wood	0	67 900	0	101 792
247 Wood In The Rough Or Roughly Squared Lainnya	0 0	18 635 0	0 0	14 494 0
Sub Total	59 742	243 634	121 873	475 810
HUNGARY				
764 Telecommunication Equipments And Parts	4 008	62 565	1 502 014	31 875 222
792 Aircraft And Associated Equipments And Parts	0	68 000	0	31 000 000
714 Engines And Motors, Non-Electric And Parts	0	14 007	0	10 032 679
873 Meters And Counters	25 318	154 601	347 246	1 755 935
541 Medicinal And Pharmaceutical Products Lainnya	5 381 153 799	18 161 925 132	248 088 1 357 877	1 613 843 7 630 567
Sub Total	188 506	1 242 466	3 455 225	83 908 246
POLAND				
061 Sugar, Molasses, And Honey	0	12 000 000	0	3 900 000
553 Perfumery, Cosmetics, And Toilet Preparations	63 015	267 836	766 111	3 599 965
778 Electrical Machinery And Apparatus	24 292	397 930	112 093	3 118 371
598 Miscellaneous Chemical Products	0	636 769	0	2 488 546
771 Electric Power Machinery And Parts	3 465	69 107	27 436	1 323 446

**I.6 IMPOR KOMODITI MENURUT NEGARA ASAL / IMPORT BY COUNTRY OF ORIGIN
DAN LIMA GOLONGAN BARANG (SITC) UTAMA / AND FIVE MAJOR SITC COMMODITY GROUP
** SEPTEMBER / SEPTEMBER 2009 ****

Negara Asal/SITC/Uraian Golongan Barang <i>Country of Origin/SITC/group Description</i>	Berat Bersih / <i>Net Weight (Kg)</i>		Nilai CIF / <i>CIF Value (US\$)</i>	
	Bulan ini <i>Current month</i>	Kumulatif <i>Cum. Jan to date</i>	Bulan ini <i>Current month</i>	Kumulatif <i>Cum. Jan to date</i>
Lainnya	557 210	5 304 351	733 675	10 967 412
Sub Total	647 982	18 675 993	1 639 315	25 397 740
ROMANIA				
679 Tubes, Pipes, Hollow Profile, Pipe Fitting Of Iron/Steel	4 035	1 989 373	14 530	4 556 888
747 Taps, Cocks, And Valves For Pipes	18 336	165 685	207 895	1 496 049
653 Fabrics, Woven, Of Man-Made Fibres	2 301	72 264	40 724	1 131 944
728 Other Machines And Equipment Specialized For Particular Indu	0	52 633	0	851 491
251 Pulp And Waste Paper	1 093 890	5 111 500	170 646	651 024
Lainnya	273 679	1 485 204	370 071	4 721 937
Sub Total	1 392 241	8 876 659	803 866	13 409 333
BULGARIA				
041 Wheat And Meslin, Unmilled	0	22 900 000	0	5 106 700
075 Spices	2 907 915	9 035 027	1 216 847	3 341 185
523 Metallicsalts And Peroxysalts	2 608 460	11 693 252	435 779	2 116 602
121 Tobacco, Unmanufactured And Refused	0	298 159	0	1 282 624
737 Metalworking Machinery And Parts	18 440	112 960	126 660	949 778
Lainnya	105 806	969 989	274 469	2 923 779
Sub Total	5 640 621	45 009 387	2 053 755	15 720 668
SERBIA				
891 Arms And Ammunitions	7	29 439	1 308	2 101 143
774 Electrical Apparatus For Medical Purposes And Radiological A	0	85	0	9 992
842 Women'S Coats/Jacket, Not Knitted	0	139	0	4 504
679 Tubes, Pipes, Hollow Profile, Pipe Fitting Of Iron/Steel	0	99	0	2 240
748 Transmission Shafts And Cranks	0	394	0	1 045
Lainnya	14	207	349	1 307
Sub Total	21	30 363	1 657	2 120 231
ALBANIA				
121 Tobacco, Unmanufactured And Refused	0	127 061	0	757 753
651 Textile Yarns	0	8 260	0	35 214
845 Articles Of Apparel	26	280	1 210	16 084
851 Footwears	30	198	1 308	9 257
841 Men'S Coats/Jackets, Not Knitted	0	72	0	4 117
Lainnya	0	555	0	10.834
Sub Total	56	136.426	2.518	833.259
ARMENIA				
263 Cotton	0	103.604	0	92.504
629 Articles Of Rubbers	0	3	0	200
821 Furnitures And Parts	0	662	0	149
851 Footwears	0	4	0	12
Lainnya	0	0	0	0
Sub Total	0	104.273	0	92.865
AZERBAIJAN				
333 Petroleum Oil, Crude	0	1.170.095.547	0	536.743.643
679 Tubes, Pipes, Hollow Profile, Pipe Fitting Of Iron/Steel	1.133	1.133	31.350	31.350
723 Civil Engineering And Contractor Plants And Equipments/Parts	867	875	23.988	26.063
699 Manufactures Of Base Metals	0	84	0	6.220
Lainnya	0	0	0	0
Sub Total	2.000	1.170.097.639	55.338	536.807.276
BELARUS				
625 Rubber Tyre, Tyre Cases, Tyre Treads, Inner Tubes, And Tyre Fla	58.116	1.010.323	133.272	5.822.081
562 Fertilizers, Manufactured	0	4.509.000	0	3.929.149
872 Medical Instruments And Appliances	0	79	0	19.695
695 Tools For Used In The Hand Or In Machines	0	952	0	14.617

**I.6 IMPOR KOMODITI MENURUT NEGARA ASAL / IMPORT BY COUNTRY OF ORIGIN
DAN LIMA GOLONGAN BARANG (SITC) UTAMA / AND FIVE MAJOR SITC COMMODITY GROUP
** SEPTEMBER / SEPTEMBER 2009 ****

Negara Asal/SITC/Uraian Golongan Barang <i>Country of Origin/SITC/group Description</i>	Berat Bersih / <i>Net Weight (Kg)</i>		Nilai CIF / <i>CIF Value (US\$)</i>	
	Bulan ini <i>Current month</i>	Kumulatif <i>Cum. Jan to date</i>	Bulan ini <i>Current month</i>	Kumulatif <i>Cum. Jan to date</i>
676 Iron/Steel Bars, Rods, Angels, Shaped And Sections	0	2.105	0	3.222
Lainnya	0	314	0	598
Sub Total	58.116	5.522.773	133.272	9.789.362
KAZAKHSTAN				
673 Flat Rolled Products, Not Clad	0	5.209.460	0	6.017.169
685 Lead	398.327	931.936	834.570	1.572.896
263 Cotton	0	131.187	0	133.524
679 Tubes, Pipes, Hollow Profile, Pipe Fitting Of Iron/Steel	0	439	0	1.533
676 Iron/Steel Bars, Rods, Angels, Shaped And Sections	0	539	0	1.500
Lainnya	0	229	0	1.647
Sub Total	398.327	6.273.790	834.570	7.728.269
KYRGYZSTAN				
022 Milk,Cream, And Milk Products Other Than Butter Or Cheese	0	223.075	0	747.301
263 Cotton	0	105.776	0	148.663
571 Polymers Of Ethylene In Primary Forms	0	74.250	0	94.298
513 Carboxylic Acids,And Their Anhydrides,Halides,Peroxides	0	36.000	0	88.920
232 Synthetic Rubber Latex, Synthetic/Reclaimed Rubber	33.600	33.600	60.480	60.480
Lainnya	22.798	48.372	34.273	123.082
Sub Total	56.398	521.073	94.753	1.262.744
MOLDOVA, REPUBLIC OF				
873 Meters And Counters	0	711	0	49.415
775 Household Type, Electrical/Non-Electrical Equipments	10	71	496	2.711
842 Women'S Coats/Jacket, Not Knitted	0	22	0	730
845 Articles Of Apparel	0	2	0	468
Lainnya	0	0	0	0
Sub Total	10	806	496	53.324
TAJIKISTAN				
897 Jewellery, Goldsmith, Silversmith Wares, And Other Articles	0	1	0	2.738
Lainnya	0	0	0	0
Sub Total	0	1	0	2.738
UKRAINE				
672 Ingots And Other Iron/Steel In Primary Forms	121.705.702	372.971.380	49.228.806	152.212.655
673 Flat Rolled Products, Not Clad	8.206.894	35.797.890	5.272.806	21.484.034
041 Wheat And Meslin, Unmilled	2.324.135	98.366.365	538.280	21.413.804
675 Flat Rolled Products And Alloy Steels	5.056.400	20.043.025	3.007.339	11.915.624
562 Fertilizers, Manufactured	38.500.000	41.020.000	5.142.500	7.587.500
Lainnya	802.269	26.014.520	1.217.589	12.815.735
Sub Total	176.595.400	594.213.180	64.407.320	227.429.352
UZBEKISTAN				
263 Cotton	0	416.069	0	349.282
651 Textile Yarns	0	1.160	0	3.929
Lainnya	0	0	0	0
Sub Total	0	417.229	0	353.211
LITHUANIA				
562 Fertilizers, Manufactured	0	2.900.000	0	1.783.500
625 Rubber Tyre,Tyre Cases,Tyre Treads,Inner Tubes, And Tyre Fla	0	127.124	0	1.066.832
248 Wood,Simply Worked And Railway Sleeper Of Wood	41.447	101.014	13.365	82.623
022 Milk,Cream, And Milk Products Other Than Butter Or Cheese	0	50.000	0	33.750
899 Other Miscellaneous Manufactured Articles	0	513	0	21.733
Lainnya	19.470	44.709	20.642	64.130
Sub Total	60.917	3.223.360	34.007	3.052.568
LATVIA				
282 Waste And Scrap Metal Of Iron/Steel	0	3.274.820	0	807.504

**I.6 IMPOR KOMODITI MENURUT NEGARA ASAL / IMPORT BY COUNTRY OF ORIGIN
DAN LIMA GOLONGAN BARANG (SITC) UTAMA / AND FIVE MAJOR SITC COMMODITY GROUP
** SEPTEMBER / SEPTEMBER 2009 ****

Negara Asal/SITC/Uraian Golongan Barang <i>Country of Origin/SITC/group Description</i>	Berat Bersih / <i>Net Weight (Kg)</i>		Nilai CIF / <i>CIF Value (US\$)</i>	
	Bulan ini <i>Current month</i>	Kumulatif <i>Cum. Jan to date</i>	Bulan ini <i>Current month</i>	Kumulatif <i>Cum. Jan to date</i>
232 Synthetic Rubber Latex, Synthetic/Reclaimed Rubber	0	151.200	0	301.536
764 Telecommunication Equipments And Parts	0	1.531	0	246.413
655 Knitted Or Crocheted Fabrics	0	955	0	66.277
831 Travel Goods	0	1.547	0	37.139
Lainnya	176	26.615	3.253	47.541
Sub Total	176	3.456.668	3.253	1.506.410
ESTONIA				
641 Papers And Paperboards	519.804	1.594.319	448.750	1.432.567
764 Telecommunication Equipments And Parts	50	18.097	5.646	1.227.296
251 Pulp And Waste Paper	492.620	3.221.295	49.262	518.707
282 Waste And Scrap Metal Of Iron/Steel	0	630.520	0	158.941
232 Synthetic Rubber Latex, Synthetic/Reclaimed Rubber	0	24.300	0	48.375
Lainnya	15.672	37.567	21.721	137.139
Sub Total	1.028.146	5.526.098	525.379	3.523.025
GEORGIA				
288 Non-Ferrous Base Metal Waste And Scraps	24.260	24.260	112.718	112.718
842 Women'S Coats/Jacket, Not Knitted	57	1.029	2.484	44.860
895 Office And Stationery Supplies	0	20.166	0	36.713
629 Articles Of Rubbers	0	449	0	31.665
744 Mechanical Handling Equipments And Parts	0	1.160	0	20.392
Lainnya	175	24.246	3.137	38.961
Sub Total	24.492	71.310	118.339	285.309
CROATIA				
121 Tobacco, Unmanufactured And Refused	19.800	138.600	87.912	541.926
737 Metalworking Machinery And Parts	1.786	44.997	16.128	379.515
248 Wood,Simply Worked And Railway Sleeper Of Wood	26.000	229.022	36.401	319.539
727 Food Processing Machines And Parts	0	12.160	0	268.302
661 Lime,Cement And Fabricated Construction Materials	84.000	315.000	54.600	173.385
Lainnya	643	20.505	33.626	225.575
Sub Total	132.229	760.284	228.667	1.908.242
BOSNIA AND HERZEGOVINA				
248 Wood,Simply Worked And Railway Sleeper Of Wood	0	23.200	0	28.357
743 Pumps, Compressors, Fans, Blowers, Centrifuges, And Parts	7	157	89	2.322
851 Footwears	0	67	0	1.617
845 Articles Of Apparel	0	1	0	381
784 Parts And Accessories Of The Motor Vehicles	0	94	0	306
Lainnya	0	72	0	669
Sub Total	7	23.591	89	33.652
MALTA				
513 Carboxylic Acids,And Their Anhydrides,Halides,Peroxides	0	800.156	0	395.997
542 Medicaments, Including Veterinary Medicaments	0	604	0	312.881
741 Heating And Cooling Equipments And Parts	0	5.711	0	138.663
514 Nitrogen-Function Compounds	175	421	62.366	118.412
773 Equipment For Distributing Electricity	0	9.370	0	71.942
Lainnya	37	42.434	6.112	146.304
Sub Total	212	858.696	68.478	1.184.199
SLOVAKIA				
764 Telecommunication Equipments And Parts	0	12.675	0	2.687.450
771 Electric Power Machinery And Parts	7	24.666	1.001	628.755
514 Nitrogen-Function Compounds	35.002	215.896	69.475	453.225
641 Papers And Paperboards	0	352.943	0	387.499
778 Electrical Machinery And Apparatus	5.892	14.473	117.228	368.980
Lainnya	240.647	1.168.136	310.435	2.675.414
Sub Total	281.548	1.788.789	498.139	7.201.323

**I.6 IMPOR KOMODITI MENURUT NEGARA ASAL / IMPORT BY COUNTRY OF ORIGIN
DAN LIMA GOLONGAN BARANG (SITC) UTAMA / AND FIVE MAJOR SITC COMMODITY GROUP
** SEPTEMBER / SEPTEMBER 2009 ****

Negara Asal/SITC/Uraian Golongan Barang <i>Country of Origin/SITC/group Description</i>	Berat Bersih / <i>Net Weight (Kg)</i>		Nilai CIF / <i>CIF Value (US\$)</i>	
	Bulan ini <i>Current month</i>	Kumulatif <i>Cum. Jan to date</i>	Bulan ini <i>Current month</i>	Kumulatif <i>Cum. Jan to date</i>
SLOVENIA				
641 Papers And Paperboards	154.896	536.589	1.180.141	3.989.987
728 Other Machines And Equipment Specialized For Particular Indu	0	83.170	0	1.558.738
737 Metalworking Machinery And Parts	162.369	258.023	715.448	1.241.550
542 Medicaments, Including Veterinary Medicaments	221	5.773	98.858	697.371
723 Civil Engineering And Contractor Plants And Equipments/Parts Lainnya	0 313.604	45.082 820.767	0 367.070	591.772 2.745.419
Sub Total	631.090	1.749.404	2.361.517	10.824.837
CZECH REPUBLIC				
772 Electrical Apparatus For Making And Breaking Electrical Circ	18.759	139.678	649.673	6.378.248
764 Telecommunication Equipments And Parts	5.865	174.015	215.654	5.313.834
718 Other Power Generating Machines And Parts	43.994	67.591	2.757.084	3.665.832
514 Nitrogen-Function Compounds	243.025	1.312.226	457.712	2.596.402
641 Papers And Paperboards Lainnya	124.667 336.905	1.763.069 3.728.054	89.695 1.252.516	1.712.848 13.047.815
Sub Total	773.215	7.184.633	5.422.334	32.714.979
SOUTH GEORGIA AND THE SOUTH SA				
748 Transmission Shafts And Cranks	0	330	0	5.828
575 Other Plastics In Primary Forms Lainnya	0 0	27 0	0 0	911 0
Sub Total	0	357	0	6.739
REP. OF MACEDONIA				
791 Railway Vehicles And Associated Equipments	0	375	0	26.314
842 Women'S Coats/Jacket, Not Knitted	0	1.171	0	9.659
845 Articles Of Apparel	16	74	588	2.294
851 Footwears	36	99	486	2.028
893 Article Of Plastics Lainnya	0 4	473 2.139	0 139	1.470 1.549
Sub Total	56	4.331	1.213	43.314
RUSSIA FEDERATION				
562 Fertilizers, Manufactured	11.448.260	136.652.357	7.170.595	57.668.190
672 Ingots And Other Iron/Steel In Primary Forms	50.353.304	144.244.754	20.338.047	54.242.740
641 Papers And Paperboards	1.259.428	10.996.752	3.046.738	16.999.313
041 Wheat And Meslin, Unmilled	1.943.795	71.641.973	414.729	16.497.908
334 Petroleum Products, Refined Lainnya	10.576.203 4.555.927	21.152.406 52.419.442	4.802.830 4.941.217	9.605.660 61.699.544
Sub Total	80.136.917	437.107.684	40.714.156	216.713.355

I.7 IMPOR KOMODITI TERTENTU MENURUT NEGARA ASAL UTAMA
CERTAIN COMMODITIES IMPORT BY MAIN COUNTRY OF ORIGIN
**** SEPTEMBER / SEPTEMBER 2009 ****

Komoditi Commodity	Negara Asal Country of Origin	Berat Bersih / Net Weight (Kg)		Nilai CIF / CIF Value (US\$)	
		Bulan ini Current month	Kumulatif Cum. Jan to date	Bulan ini Current month	Kumulatif Cum. Jan to date
Beras	THAILAND	14 350 450	160 342 611	4 820 113	60 538 875
	CHINA	0	3 062 322	0	8 043 477
	VIET NAM	11 350	20 970 500	10 519	7 936 924
	UNITED STATES	134 940	1 010 997	187 337	1 567 368
	PHILIPPINES	1	358 001	48	1 401 073
	OTHERS	0	890 381	0	859 416
	Sub Total	14 496 741	186 634 812	5 018 017	80 347 133
Jagung	THAILAND	31 762 107	123 629 319	7 690 144	30 899 232
	INDIA	2 828 410	61 521 938	574 958	12 793 270
	BRAZIL	0	20 775 000	0	3 705 509
	UNITED STATES	9 116 367	13 492 761	2 116 536	3 663 688
	PAKISTAN	4 628 970	11 782 570	920 691	2 377 852
	OTHERS	544 760	5 413 468	150 365	1 710 803
	Sub Total	48 880 614	236 615 056	11 452 694	55 150 354
Kedelai	UNITED STATES	25 553 489	932 150 161	12 569 992	430 335 689
	MALAYSIA	9 265 302	36 987 563	6 899 753	26 386 082
	ARGENTINA	0	37 931 000	0	19 361 394
	SOUTH AFRICA	30 205 000	34 204 060	15 706 600	17 504 418
	CANADA	42 242	800 077	37 434	595 430
	OTHERS	0	662 856	0	487 050
	Sub Total	65 066 033	1 042 735 717	35 213 779	494 670 063
Biji Gandum dan Meslin	AUSTRALIA	314 370 795	2 086 092 957	83 776 510	565 642 573
	CANADA	97 275 000	665 976 270	30 490 318	229 020 483
	UNITED STATES	35 830 810	392 787 276	10 385 743	111 139 420
	UKRAINE	2 324 135	98 366 365	538 280	21 413 804
	RUSSIA FEDERATION	1 943 795	71 641 973	414 729	16 497 908
	OTHERS	255	48 147 850	121	11 292 077
	Sub Total	451 744 790	3 363 012 691	125 605 701	955 006 265
Tepung terigu	TURKEY	38 109 000	247 581 430	12 234 546	76 533 039
	SRI LANKA	10 807 000	93 987 431	4 211 885	41 205 580
	BELGIUM	4 757 500	58 059 500	1 624 312	20 370 135
	AUSTRALIA	2 382 975	28 392 051	1 019 222	11 055 282
	JAPAN	350 500	3 710 727	135 625	1 456 109
	OTHERS	2 568 500	5 745 501	818 930	1 850 409
	Sub Total	58 975 475	437 476 640	20 044 520	152 470 554
Gula Pasir	THAILAND	13 225 000	31 775 000	6 545 574	14 564 379
	MALAYSIA	1 940 000	15 140 050	976 982	6 791 330
	AUSTRALIA	2 400 000	5 148 750	1 472 372	3 008 777
	KOREA, REPUBLIC OF	0	2 002 800	0	1 157 395
	SINGAPORE	0	1 504 287	0	958 637
	OTHERS	0	80 565	0	82 774
	Sub Total	17 565 000	55 651 452	8 994 928	26 563 292
Gula Tebu	THAILAND	17 850 000	459 419 920	8 409 974	156 374 523

I.7 IMPOR KOMODITI TERTENTU MENURUT NEGARA ASAL UTAMA
CERTAIN COMMODITIES IMPORT BY MAIN COUNTRY OF ORIGIN
**** SEPTEMBER / SEPTEMBER 2009 ****

Komoditi Commodity	Negara Asal Country of Origin	Berat Bersih / Net Weight (Kg)		Nilai CIF / CIF Value (US\$)	
		Bulan ini Current month	Kumulatif Cum. Jan to date	Bulan ini Current month	Kumulatif Cum. Jan to date
	BRAZIL	0	118 061 043	0	44 132 805
	AUSTRALIA	0	110 000 000	0	39 330 529
	GUATEMALA	0	85 550 000	0	29 596 711
	SOUTH AFRICA	37 200 000	37 200 000	14 972 089	14 972 089
	OTHERS	0	88 651 493	0	30 657 245
	Sub Total	55 050 000	898 882 456	23 382 063	315 063 902
Daging Sejenis Lembu					
	AUSTRALIA	4 707 730	47 141 177	12 439 719	112 372 759
	NEW ZEALAND	1 612 695	29 635 376	4 190 595	70 253 684
	CANADA	215 821	966 164	303 747	1 599 661
	UNITED STATES	208 864	1 072 348	253 442	1 245 065
	SINGAPORE	0	14 142	0	44 846
	OTHERS	0	2 691	0	4 085
	Sub Total	6 745 110	78 831 898	17 187 503	185 520 100
Daging Ayam					
	UNITED STATES	184 499	1 942 927	310 230	2 812 836
	SINGAPORE	119 889	409 609	159 687	540 415
	MALAYSIA	0	7 224	0	13 365
	OTHERS	0	0	0	0
	Sub Total	304 388	2 359 760	469 917	3 366 616
Garam					
	AUSTRALIA	31 330 000	998 802 134	1 303 015	54 639 400
	INDIA	41 500 000	199 655 025	1 921 450	9 113 158
	CHINA	0	37 239 001	0	1 886 835
	NEW ZEALAND	212 000	844 000	67 460	277 220
	SINGAPORE	25	40 404	103	153 168
	OTHERS	224	394 377	4 116	182 475
	Sub Total	73 042 249	1 236 974 941	3 296 144	66 252 256
Mentega					
	NEW ZEALAND	383 025	5 349 681	1 011 088	14 277 707
	BELGIUM	0	1 047 927	0	3 909 401
	AUSTRALIA	109 999	1 716 393	233 081	3 856 290
	FRANCE	59 721	277 934	320 651	1 587 755
	NETHERLANDS	0	822 831	0	1 556 493
	OTHERS	50 000	339 358	132 500	780 696
	Sub Total	602 745	9 554 124	1 697 320	25 968 342
Minyak Goreng					
	MALAYSIA	11 256 854	19 684 080	8 203 071	17 144 385
	CHINA	2 625	8 513 377	1 206	4 554 074
	SINGAPORE	52 619	1 166 423	60 331	1 533 785
	THAILAND	200 362	769 985	221 223	827 354
	UNITED STATES	52 363	340 926	78 636	519 478
	OTHERS	174 285	617 443	210 530	809 059
	Sub Total	11 739 108	31 092 234	8 774 997	25 388 135
Susu					
	NEW ZEALAND	2 472 098	50 834 875	6 066 832	120 520 283
	AUSTRALIA	2 168 507	23 080 021	5 037 583	51 425 458
	UNITED STATES	908 239	15 819 848	2 261 782	37 412 700
	PHILIPPINES	149 270	4 425 706	676 821	22 965 066
	SINGAPORE	219 745	3 991 362	580 705	16 480 837

I.7 IMPOR KOMODITI TERTENTU MENURUT NEGARA ASAL UTAMA
CERTAIN COMMODITIES IMPORT BY MAIN COUNTRY OF ORIGIN
**** SEPTEMBER / SEPTEMBER 2009 ****

Komoditi Commodity	Negara Asal Country of Origin	Berat Bersih / Net Weight (Kg)		Nilai CIF / CIF Value (US\$)	
		Bulan ini Current month	Kumulatif Cum. Jan to date	Bulan ini Current month	Kumulatif Cum. Jan to date
	OTHERS	1 953 732	23 232 286	4 625 651	51 872 717
	Sub Total	7 871 591	121 384 098	19 249 374	300 677 061
Bawang Merah	THAILAND	1 885 901	26 175 367	736 147	11 432 529
	VIET NAM	0	12 828 541	0	5 513 393
	PHILIPPINES	0	6 655 810	0	2 726 147
	MALAYSIA	165 320	4 718 293	108 673	2 523 810
	INDIA	607 400	5 747 800	173 811	1 708 925
	OTHERS	0	6 225 117	0	2 430 006
	Sub Total	2 658 621	62 350 928	1 018 631	26 334 810
Bawang putih	CHINA	29 784 233	302 696 424	12 773 454	112 035 372
	MALAYSIA	193 634	753 640	119 691	433 985
	THAILAND	23 359	96 603	13 331	45 012
	NETHERLANDS	0	28 600	0	11 154
	HONG KONG	0	56 000	0	10 834
	OTHERS	0	49 553	0	21 435
	Sub Total	30 001 226	303 680 820	12 906 476	112 557 792
Kelapa	VIET NAM	15 876	222 264	69 650	1 043 000
	THAILAND	244 058	1 594 516	143 807	872 230
	COTE D'IVOIRE	1 000 412	1 101 188	753 249	828 831
	SINGAPORE	452	1 412 933	831	700 388
	UNITED ARAB EMIRATES	0	596 265	0	639 948
	OTHERS	12 247	760 397	16 470	779 196
	Sub Total	1 273 045	5 687 563	984 007	4 863 593
Kelapa Sawit	UNITED STATES	0	3 603	0	812 543
	PAPUA NEW GUINEA	0	2 020	0	296 978
	THAILAND	0	900	0	130 650
	OTHERS	0	0	0	0
	Sub Total	0	6 523	0	1 240 171
Lada	VIET NAM	216 540	2 409 369	150 493	899 190
	SINGAPORE	1 718	44 136	14 047	153 711
	UNITED STATES	0	3 208	0	50 205
	INDIA	0	6 471	0	40 934
	CHINA	38 000	72 456	13 300	24 517
	OTHERS	144	22 619	861	23 308
	Sub Total	256 402	2 558 259	178 701	1 191 865
Teh	KENYA	102 047	1 268 434	310 633	3 098 389
	VIET NAM	252 668	1 950 963	329 038	1 978 158
	CHINA	22 000	652 567	22 440	1 058 415
	SRI LANKA	0	217 547	0	854 423
	INDIA	21 480	205 116	68 811	559 538
	OTHERS	96 665	410 202	79 558	745 316
	Sub Total	494 860	4 704 829	810 480	8 294 239
Kopi					

I.7 IMPOR KOMODITI TERTENTU MENURUT NEGARA ASAL UTAMA
CERTAIN COMMODITIES IMPORT BY MAIN COUNTRY OF ORIGIN
**** SEPTEMBER / SEPTEMBER 2009 ****

Komoditi Commodity	Negara Asal Country of Origin	Berat Bersih / Net Weight (Kg)		Nilai CIF / CIF Value (US\$)	
		Bulan ini Current month	Kumulatif Cum. Jan to date	Bulan ini Current month	Kumulatif Cum. Jan to date
	VIET NAM	237 000	3 567 427	355 429	5 463 401
	BRAZIL	307 200	1 689 349	879 385	4 648 058
	ITALY	0	72 434	0	934 266
	UNITED STATES	0	168 740	0	724 662
	EAST TIMOR	73 400	308 605	44 113	355 409
	OTHERS	36 000	723 859	70 560	1 476 891
	Sub Total	653 600	6 530 414	1 349 487	13 602 687
Kakao					
	GHANA	1 075 000	9 600 000	3 113 777	27 848 740
	PAPUA NEW GUINEA	45 000	7 608 816	129 817	19 723 267
	COTE D'IVOIRE	0	2 152 838	0	5 774 814
	CAMEROON	202 690	1 591 048	554 487	4 126 827
	SOLOMON ISLANDS	165 000	1 425 001	427 165	3 757 890
	OTHERS	73 128	445 072	197 444	934 043
	Sub Total	1 560 818	22 822 775	4 422 690	62 165 581
Cabe (segar-dingin)					
	INDIA	48 000	475 256	31 056	306 346
	AUSTRALIA	2 387	19 708	6 130	47 693
	CHINA	0	3 678	0	3 506
	KOREA, REPUBLIC OF	0	389	0	824
	MALAYSIA	228	828	70	256
	OTHERS	0	0	0	0
	Sub Total	50 615	499 859	37 256	358 625
Cabe (kering-tumbuk)					
	INDIA	401 307	6 190 775	353 129	4 722 339
	CHINA	332 347	3 091 347	316 640	2 863 041
	MALAYSIA	208 660	1 795 134	127 988	1 015 502
	SPAIN	0	7 250	0	27 507
	THAILAND	0	24 839	0	19 607
	OTHERS	37	39 052	1 346	53 092
	Sub Total	942 351	11 148 397	799 103	8 701 088
Cabe (awet sementara)					
	INDIA	0	39 000	0	26 520
	AUSTRALIA	0	440	0	1 067
	OTHERS	0	0	0	0
	Sub Total	0	39 440	0	27 587
Tembakau					
	CHINA	2 186 900	17 660 476	9 785 068	89 860 442
	BRAZIL	896 000	3 842 824	2 536 723	21 211 779
	TURKEY	52 529	2 430 746	396 774	14 153 123
	UNITED STATES	138 600	1 681 949	1 086 228	14 148 174
	INDIA	91 800	2 177 783	110 263	9 324 736
	OTHERS	577 078	6 544 469	3 452 773	41 964 591
	Sub Total	3 942 907	34 338 247	17 367 829	190 662 845
Ubi Kayu					
	VIET NAM	0	1 842 374	0	281 170
	CHINA	0	34 245	0	33 441
	INDIA	0	6 692	0	6 750
	KOREA, REPUBLIC OF	0	537	0	1 135
	MALAYSIA	928	3.781	242	988

I.7 IMPOR KOMODITI TERTENTU MENURUT NEGARA ASAL UTAMA
CERTAIN COMMODITIES IMPORT BY MAIN COUNTRY OF ORIGIN
**** SEPTEMBER / SEPTEMBER 2009 ****

Komoditi <i>Commodity</i>	Negara Asal <i>Country of Origin</i>	Berat Bersih / <i>Net Weight (Kg)</i>		Nilai CIF / <i>CIF Value (US\$)</i>	
		Bulan ini <i>Current month</i>	Kumulatif <i>Cum. Jan to date</i>	Bulan ini <i>Current month</i>	Kumulatif <i>Cum. Jan to date</i>
OTHERS		0	142	0	270
Sub Total		928	1 887 771	242	323 754

<https://www.bps.go.id>

K1. IMPOR KAWASAN BERIKAT / BOUNDED ZONE IMPORT
MENURUT GOLONGAN BARANG 2 DIJIT HS / BY COMMODITY 2 DIGITS HS
**** SEPTEMBER / SEPTEMBER 2009 ****

HS	Uraian Golongan Barang Group Description	Berat Bersih / Net Weight (Kg)		Nilai CIF / CIF Value (US\$)	
		Bulan ini Current month	Kumulatif Cum. Jan to date	Bulan ini Current month	Kumulatif Cum. Jan to date
02	Meat and edible meat offal	0	30.224	0	146.601
03	Fish and crustaceans	31.721	6.744.312	168.665	10.608.895
04	Dairy products, bird's eggs, natural honey	384.540	5.381.147	491.358	7.083.893
05	Products of animal origin	86.023	260.449	1.274.214	3.369.426
06	Live trees and other plants	0	55.015	0	576.640
07	Edible vegetables and certain roots and tubers	0	309.035	0	320.404
08	Edible fruits and nuts	0	228.629	0	488.879
09	Coffee, tea, mate, and spices	197.340	515.132	330.204	1.232.216
10	Cereals	5.000	189.699	2.440	545.873
11	Products of the milling industry	18.210.090	33.515.816	5.325.516	10.037.730
12	Oil seeds and oleaginous fruits	30.266.042	217.479.923	15.849.793	104.457.174
13	Lac	52	157.324	880	432.587
14	Vegetable plaiting materials	0	7.956	0	42.093
15	Animal or vegetable oils/fats and their cleavage products	10.472.339	23.797.594	7.401.878	17.892.559
16	Preparations of meat/fish/crustaceans/molluscs or other aquatic inverte	18.514	223.423	27.646	882.890
17	Sugar and sugar confectionery	6.250.000	671.741.582	2.449.310	231.367.486
18	Cocoa and cocoa preparations	240	9.047	341	138.104
19	Preparations of cereals, flour, starch or milk	5.718	557.698	11.433	1.191.913
20	Preparations of vegetables, fruits, nuts or other part of plants	0	133.973	0	553.851
21	Miscellaneous edible preparations	728	116.864	2.599	429.378
22	Beverages, spirit, and vinegar	11.443	132.196	47.183	464.025
23	Residues and waste from the food industries	8	589.581	1.198	336.557
24	Tobacco and manufactured tobacco substitutes	166.314	2.568.521	1.240.232	23.184.230
25	Salts	18.526.617	305.412.424	1.876.438	40.311.699
26	Ores, slag, and ash	57.881	31.031.980	89.694	3.010.001
27	Mineral fuels, mineral oils and products of their distillation	706.730	71.548.498	1.628.696	46.207.987
28	Inorganic chemicals	10.312.196	123.104.284	8.572.421	78.549.565
29	Organic chemicals	8.085.575	111.610.982	16.712.593	128.781.335
30	Pharmaceutical products	6.787	790.972	261.991	1.364.911
31	Fertilizers	3.308	32.502.104	20.914	8.850.887
32	Tanning or dyeing extracts	2.007.416	18.278.800	8.922.667	73.354.209
33	Essential oils and resinoids	4.687	674.880	114.513	3.162.011
34	Soap, organic surfasce-active agents, washing, and lubricating prepara	797.731	5.790.718	2.874.424	20.013.569
35	Albuminoidal substances	2.507.111	31.215.121	3.180.815	37.579.565
36	Explosives	19.574	226.981	1.048.397	6.471.499
37	Photographic and cinematographic goods	98.789	1.156.610	136.119	1.253.408
38	Miscellaneous chemical products	2.358.009	20.818.072	10.703.412	73.160.655
39	Plastics and articles thereof	32.178.308	257.471.837	78.865.583	584.814.999
40	Rubber and articles thereof	6.226.107	48.754.709	14.451.225	118.562.992
41	Raw hides, skins, and leather	1.106.856	13.874.785	12.410.580	105.670.276
42	Articles of leather	49.057	501.114	814.521	5.726.462
43	Furskins and artificial fur	11.000	50.265	123.461	452.717
44	Wood and articles of wood	9.952.631	63.039.660	4.593.801	35.693.724
45	Cork and articles of cork	5.509	21.193	58.317	238.893
46	Manufactured of straw or other plaiting materials	13.591	140.411	95.332	496.995
47	Pulp of wood or of other fibrous cellulosic material	20.016.896	112.264.496	13.853.744	70.015.954
48	Paper and paperboard	7.812.676	57.158.570	13.086.838	140.371.241
49	Printed books, newspapers, pictures, and other products of printing in	24.506	1.012.333	692.802	7.186.682
50	Silk	22.407	398.175	150.331	3.367.843
51	Wool, fine or coarse animal hair	235.514	1.895.772	2.805.891	31.708.544
52	Cotton	9.485.851	112.133.826	43.414.619	508.612.053
53	Other vegetable textile fibres	180.977	1.091.828	514.324	11.225.476
54	Man-made filaments	4.010.398	42.824.305	29.475.031	305.894.273
55	Man-made staple fibres	5.977.091	47.286.010	18.966.887	157.247.415
56	Wadding, felt, and non-wovens	467.561	7.239.435	3.769.287	48.578.344
57	Carpets and other textile floor coverings	27.395	381.362	201.334	3.279.397
58	Special woven fabrics	827.534	10.339.262	8.564.027	119.712.851
59	Impregnated, coated, covered or laminated textile fabrics	957.486	8.897.655	7.794.955	78.813.762
60	Knitted or crocheted fabrics	5.781.632	53.790.646	41.643.760	409.019.441
61	Articles of apparel and clothing accessories, knitted or crocheted	303.183	3.697.764	2.242.327	27.358.936
62	Articles of apparel and clothing accessories, not knitted or crocheted	121.375	1.551.556	1.333.918	21.251.688
63	Other made up textile articles	185.265	1.073.547	703.930	5.865.533
64	Footwear, gaiters and the like	364.642	2.472.714	3.666.281	24.699.849
65	Headgear and parts thereof	33.993	169.462	467.980	2.133.220
66	Umbrellas, walking sticks, seat-sticks, whips, riding crops and parts	172	43.333	2.238	186.614

K1. IMPOR KAWASAN BERIKAT / BOUNDED ZONE IMPORT
MENURUT GOLONGAN BARANG 2 DIJIT HS / BY COMMODITY 2 DIGITS HS
**** SEPTEMBER / SEPTEMBER 2009 ****

HS	Uraian Golongan Barang <i>Group Description</i>	Berat Bersih / <i>Net Weight (Kg)</i>		Nilai CIF / <i>CIF Value (US\$)</i>	
		Bulan ini	Kumulatif	Bulan ini	Kumulatif
		<i>Current month</i>	<i>Cum. Jan to date</i>	<i>Current month</i>	<i>Cum. Jan to date</i>
67	Prepared feathers and articles	256	49.684	10.658	1.165.373
68	Articles of stone, plaster, cement, asbestos, mica or similar material	604.570	3.652.071	1.494.751	8.693.865
69	Ceramic products	1.984.939	6.932.474	2.287.988	17.664.582
70	Glass and glassware	1.500.856	6.249.320	2.528.142	19.606.628
71	Natural and cultured pearls, precious/semi precious stones, and precio	8.971	176.848	2.909.666	29.860.963
72	Iron and steel	46.127.288	408.976.802	51.260.941	524.890.006
73	Articles of iron and steel	31.858.067	341.296.809	71.043.377	878.334.222
74	Copper and articles thereof	7.224.697	42.751.081	40.989.664	208.342.493
75	Nickel and articles thereof	33.023	331.184	1.071.874	5.447.541
76	Aluminium and articles thereof	2.795.823	25.472.066	10.979.822	100.352.127
78	Lead and articles thereof	42.429	844.657	863.559	4.180.130
79	Zinc and articles thereof	620.900	5.250.610	1.413.253	11.242.982
80	Tin and articles thereof	35.469	306.577	648.066	6.064.250
81	Other base metal	91.586	605.811	3.399.254	12.186.557
82	Tools, implements, cutlery, spoon and forks, of base metal and parts t	164.519	2.802.715	2.103.454	25.801.108
83	Miscellaneous articles of base metal	1.095.295	10.677.012	5.783.230	61.927.665
84	Nuclear reactors, boilers, machinery and mechanical appliances	15.189.536	146.358.366	246.133.302	2.234.889.822
85	Electrical machinery and equipments	21.198.065	151.113.683	522.447.628	3.391.134.932
86	Railway and tramway locomotive, mechanical traffic, and all kinds	48.025	867.664	336.881	4.516.097
87	Vehicles other than railway/tramway, and parts and accessories thereof	1.732.555	25.762.978	17.651.679	242.173.679
88	Aircraft and its components	1.053	1.292.272	263.282	59.501.662
89	Ships, boat, and floating structures	95.517	8.037.392	768.961	20.791.586
90	Optical, photographic, cinematographic, measuring, checking, medical	823.780	9.810.385	40.009.097	309.424.734
91	Clocks and watches and parts thereof	34.286	275.644	542.607	12.066.720
92	Musical instruments	667.521	3.996.168	5.565.695	49.362.227
93	Arms and ammunition	2.041	31.875	3.154	224.725
94	Furnitures, bedding, mattress supports, cushions and stuffed furnishin	144.763	3.928.563	807.240	19.461.926
95	Toys, games and sports requisiters	25.919	294.711	613.570	6.279.943
96	Miscellaneous manufactured articles	458.743	4.417.008	5.656.347	59.053.634
97	Works of arts, collectors' piece and antiques	495	1.005	9.393	16.313
98	Vehicles in ckd and their components	608.161	9.979.875	6.733.031	110.964.166
TOTAL IMPOR		353.197.284	3.791.026.901	1.441.860.874	12.201.663.537

K2. IMPOR KAWASAN BERIKAT / BOUNDED ZONE IMPORT
MENURUT GOLONGAN BARANG SITC / BY SITC COMMODITY GROUP
**** SEPTEMBER / SEPTEMBER 2009 ****

SITC Uraian Golongan Barang Group Description	Berat Bersih / Net Weight (Kg)		Nilai CIF / CIF Value (US\$)	
	Bulan ini Current month	Kumulatif Cum. Jan to date	Bulan ini Current month	Kumulatif Cum. Jan to date
A. By Commodity 1 Digit SITC				
0 Food and Live Animals	8.618.449	689.156.588	3.999.758	256.589.157
1 Beverages and Tobacco	177.756	2.693.161	1.287.115	23.635.616
2 Crude Materials, Inedible	73.486.332	769.321.750	60.739.093	475.657.960
3 Mineral Fuels, Lubricants, etc.	665.156	70.682.541	1.570.609	45.720.282
4 Animal & Vegetable Oils/Fats	10.472.339	23.195.881	7.401.878	17.520.063
5 Chemicals	71.886.909	610.005.588	116.603.350	881.272.419
6 Manufactured Goods	143.043.433	1.221.647.979	367.114.001	3.660.548.755
7 Machinery and Transportation Equipments	38.790.740	343.700.491	792.026.924	6.042.678.598
8 Miscellaneous Manufactured Articles	6.050.305	60.554.778	89.132.368	784.395.017
9 Special Commodities and Transaction	5.865	68.144	1.985.778	13.645.670
B. By Commodity 2 Digit SITC				
01 Meat and meat preparations	18.514	168.747	27.646	330.588
02 Dairy product and eggs	399	27.993	8.676	176.994
03 Fish, crustaceans, molluscs and their preparations	31.721	6.829.212	168.665	11.307.798
04 Cereals and cereal preparations	1.705.540	2.581.188	495.347	1.895.393
05 Fruits and vegetables	29.394	874.241	22.977	1.566.423
06 Sugar, sugar preparations, and honey	6.634.540	677.115.732	2.940.668	238.412.467
07 Coffee, tea, cocoa, and spices	197.580	539.840	330.545	1.487.223
08 Feeding stuff for animals	8	589.581	1.198	336.557
09 Miscellaneous food preparations	753	430.054	4.036	1.075.714
11 Beverages	11.442	124.640	46.883	451.386
12 Tobacco and tobacco manufactured	166.314	2.568.521	1.240.232	23.184.230
21 Hides, skins and furskins	14.616	80.438	163.911	448.041
22 Oil seeds, nuts, and kernels	30.205.000	217.272.670	15.706.600	103.876.663
23 Crude rubber	5.655.797	42.702.726	8.392.502	64.727.588
24 Wood, lumber, and cork	1.902.473	16.537.843	1.240.669	12.247.600
25 Pulp and waste paper	20.016.896	112.264.496	13.853.744	70.015.954
26 Textile fibres and their waste	9.074.536	95.548.862	18.231.275	173.787.926
27 Crude fertilizers and crude minerals	6.121.236	240.482.383	1.400.377	37.783.912
28 Metalliferous ores and metal scraps	348.661	43.747.638	331.728	7.787.241
29 Crude animals and vegetable materials, nes	147.117	684.694	1.418.287	4.983.035
32 Coal, coke, and briquettes	0	214.203	0	191.980
33 Petroleum and petroleum products	664.003	70.454.742	1.565.671	45.464.085
34 Gas; natural and manufactured	1.153	13.596	4.938	64.217
41 Animal oils and fats	0	29.024	0	102.055
42 Fixed vegetable oils/fats	10.468.221	22.747.762	7.394.284	16.915.074
43 Animal vegetable oils/fats	4.118	419.095	7.594	502.934
51 Organic chemicals	8.173.286	112.752.844	16.411.576	122.187.281
52 Inorganic chemicals	10.255.478	122.905.186	8.515.827	78.344.026
53 Dyeing, tanning, and colouring materials	2.024.070	18.912.594	8.971.039	74.684.986
54 Medical and pharmaceutical products	17.383	878.974	1.006.001	11.263.901
55 Essential oils and perfumery materials	560.330	4.366.721	2.165.364	15.331.559
56 Manufactured fertilizers	0	32.446.159	0	8.574.417
57 Plastics in primary forms	27.906.171	219.232.678	45.064.328	347.098.993
58 Plastics in non-primary forms	1.948.155	16.201.198	14.904.318	98.662.195
59 Chemical materials and its products, nes	21.002.036	82.309.234	19.564.897	125.125.061
61 Leather, leather med, nes	1.101.308	14.000.246	12.370.668	107.233.371
62 Rubber manufactured, nes	531.071	5.728.602	5.876.616	51.459.046
63 Wood and cork manufactured	8.055.667	46.523.010	3.411.449	23.685.017
64 Paper, paperboard, and manufactured thereof	7.528.890	53.990.734	9.479.913	94.369.944
65 Textile yarns, fabrics, and their products	19.100.210	191.908.965	139.983.882	1.511.418.218
66 Non metallic minerals manufactured	16.991.739	84.387.096	6.982.372	48.281.068
67 Iron and steel	72.713.508	675.581.448	105.730.489	1.157.874.306
68 Non ferrous metals	9.417.607	65.657.249	53.540.922	308.730.979
69 Manufactured of metal, nes	7.603.433	83.870.629	29.737.690	357.496.806
71 Power generating machine and equipments	3.445.220	21.862.896	37.289.552	394.008.438
72 Machinery specialized for particular industry	4.586.041	39.434.148	84.207.555	664.655.914
73 Metalworking machinery	901.080	6.723.301	11.653.188	90.902.511
74 General industrial machinery and equipments	6.005.811	73.645.887	78.212.697	725.879.257
75 Office machinery and automatic data processing	1.470.718	14.797.148	56.592.123	514.063.989
76 Telecommunication and reproducers apparatus	7.525.758	42.075.400	203.247.849	945.654.310

**K2. IMPOR KAWASAN BERIKAT / BOUNDED ZONE IMPORT
MENURUT GOLONGAN BARANG SITC / BY SITC COMMODITY GROUP
** SEPTEMBER / SEPTEMBER 2009 ****

SITC Uraian Golongan Barang Group Description	Berat Bersih / Net Weight (Kg)		Nilai CIF / CIF Value (US\$)	
	Bulan ini Current month	Kumulatif Cum. Jan to date	Bulan ini Current month	Kumulatif Cum. Jan to date
77 Electrical machinery and apparatus	12.372.729	99.343.221	295.072.159	2.271.841.683
78 Road vehicles	2.385.972	36.207.188	24.692.617	353.940.647
79 Other transportation equipments	97.411	9.611.302	1.059.184	81.731.849
81 Sanitary, plumbing, and fittings	156.953	2.957.092	1.797.631	22.120.577
82 Furniture	92.292	1.476.891	346.300	6.465.839
83 Traveling goods	36.230	269.960	606.684	3.156.814
84 Clothing	621.737	7.146.407	5.956.339	70.849.398
85 Footwear	364.642	2.472.714	3.666.281	24.699.849
87 Professional, scientific, and contractor instruments	709.503	8.305.471	17.964.133	142.847.656
88 Photographic apparatus, equipments and optics	238.212	2.778.892	10.950.602	111.385.709
89 Miscellaneous manufactured articles	3.830.736	35.147.351	47.844.398	402.869.175
96 Coin, not being legal tender	27	93	727	2.517
97 Gold; non monetary	5.838	68.051	1.985.051	13.643.153

C. By Commodity 3 Dijit SITC

012 Other Meat, Other Edible Meat Offal, Fresh, Chilled Or Frozen	0	30.224	0	146.601
017 Meat And Edible Meat Offal, Prepared Or Preserved	18.514	138.523	27.646	183.987
022 Milk,Cream, And Milk Products Other Than Butter Or Cheese	0	6.235	0	33.207
024 Cheese And Curds	0	762	0	5.705
025 Eggs, Birds, And Egg Yolks; Fresh, Dried Or Otherwise Preserved	399	20.996	8.676	138.082
034 Fish, Fresh, Chilled Or Frozen	4.721	6.052.036	145.425	8.082.771
035 Fish, Dried Salted Or In Brine; Smoked Fish	0	42.436	0	447.273
036 Crustaceans, Molluscs, And Aquatic Invertebrates	27.000	649.840	23.240	2.078.851
037 Fish, Crustaceans, Molluscs, And Other Aquatic Invertebrates; Prepared	0	84.900	0	698.903
041 Wheat And Meslin, Unmilled	0	184.512	0	541.627
045 Cereals, Unmilled	5.000	5.187	2.440	4.246
046 Meal And Flour Of Wheat And Flour Of Meslin	1.700.500	2.046.694	492.175	605.181
047 Other Cereal Meals And Flours	0	31.029	0	102.131
048 Cereal Preparations And Preparations Of Flours/Starchs Of Fruit	40	313.766	732	642.208
054 Vegetables, Fresh, Chilled, Frozen Or Simply Preserved	0	311.783	0	332.386
056 Vegetables, Roots And Tubers, Prepared Or Preserved Nes	29.394	312.866	22.977	711.287
057 Fruit And Nut; Fresh Or Dried	0	228.626	0	488.870
058 Fruits, Preserved And Preparations	0	13.024	0	21.646
059 Fruit And Vegetable Juices	0	7.942	0	12.234
061 Sugar, Molasses, And Honey	6.634.540	677.107.433	2.940.668	238.387.644
062 Sugar Confectionery	0	8.299	0	24.823
071 Coffee And Coffee Substitutes	180.000	417.514	271.354	1.048.643
072 Cocoa	0	2.303	0	23.198
073 Chocolate And Other Food Preparations Containing Cocoa	240	6.744	341	114.906
074 Tea And Mate	300	25.668	454	24.281
075 Spices	17.040	87.611	58.396	276.195
081 Feeding Stuff For Animals	8	589.581	1.198	336.557
091 Margarine And Shortening	0	135.913	0	273.463
098 Edible Products And Preparations	753	294.141	4.036	802.251
111 Non-Alcoholic Beverages, Nes	9	39.001	834	27.277
112 Alcoholic Beverages	11.433	85.639	46.049	424.109
121 Tobacco, Unmanufactured And Refused	149.391	2.258.972	561.755	18.786.957
122 Tobacco, Manufactured	16.923	309.549	678.477	4.397.273
211 Hides And Skins, Raw	14.616	53.954	163.911	309.777
212 Furskins, Raw	0	26.484	0	138.264
222 Oil Seeds Use For Extraction Ofsoft Fixed Vegetable Oils	30.205.000	217.272.048	15.706.600	103.861.962
223 Oil Seeds Use For Extraction Of Other Fixed Vegetable Oils	0	622	0	14.701
231 Natural Rubber Latex;Natural Rubber And Similar Natural Gums	835.595	4.135.381	1.184.953	5.689.574
232 Synthetic Rubber Latex, Synthetic/Reclaimed Rubber	4.820.202	38.567.345	7.207.549	59.038.014
244 Cork,Natural,Raw And Waste	4.991	8.763	44.120	93.601
245 Fuel Wood And Wood Charcoal	147.368	1.305.894	40.880	521.671
246 Wood In Chips Or Particles And Waste	46.001	74.908	12.102	24.511
247 Wood In The Rough Or Roughly Squared	195.861	2.194.289	78.579	794.962
248 Wood,Simply Worked And Railway Sleeper Of Wood	1.508.252	12.953.989	1.064.988	10.812.855
251 Pulp And Waste Paper	20.016.896	112.264.496	13.853.744	70.015.954
261 Silk	17.433	335.194	92.179	2.418.722
263 Cotton	4.287.321	60.251.490	6.763.962	103.557.032
264 Jute And Other Textile Bast Fibres	154.898	158.731	180.687	239.882
265 Vegetable Textile Fibres,Raw Or Processed;Waste Of These Fibres	446	3.852	5.573	51.670

K2. IMPOR KAWASAN BERIKAT / BOUNDED ZONE IMPORT
MENURUT GOLONGAN BARANG SITC / BY SITC COMMODITY GROUP
**** SEPTEMBER / SEPTEMBER 2009 ****

SITC Uraian Golongan Barang Group Description	Berat Bersih / Net Weight (Kg)		Nilai CIF / CIF Value (US\$)	
	Bulan ini Current month	Kumulatif Cum. Jan to date	Bulan ini Current month	Kumulatif Cum. Jan to date
266 Synthetic Fibres Suitable For Spinning	2.476.997	17.924.371	5.304.058	27.779.142
267 Other Man-Made Fibres Suitable For Spinning And Waste	2.078.262	16.505.755	5.474.870	37.401.465
268 Wool And Other Animal Hair	57.743	345.913	406.559	2.204.151
269 Old Clothing And Other Old Textile Articles; Rags	1.436	23.556	3.387	135.862
272 Fertilizers, Crude	11.899	315.930	62.987	721.720
273 Stone, Sand And Gravel	4.464.825	92.179.171	503.396	5.191.808
274 Sulphur And Unroasted Iron Pyrites	246.600	81.891.365	109.717	21.600.228
277 Natural Abrasives	274.853	8.125.259	112.520	2.794.323
278 Other Crude Minerals	1.123.059	57.970.658	611.757	7.475.833
281 Iron Ore And Concentrates	0	30.267.349	0	2.405.656
282 Waste And Scrap Metal Of Iron/Steel	73.156	11.463.918	43.600	3.503.708
283 Copper Ores And Concentrates	8.352	13.272	37.097	66.723
284 Nickel Ores And Concentrates	0	2.848	0	9.086
285 Aluminium Ores And Concentrates	99.918	567.298	80.212	532.064
286 Ores And Concentrates Of Uraniumand Thorium	0	2	0	6
287 Ores And Concentrates Of Basemetals	5.939	134.690	22.140	169.570
288 Non-Ferrous Base Metal Waste And Scraps	161.296	1.298.177	148.679	1.090.136
289 Ores And Concentrates Of Precious Metals; Waste,Scraps	0	84	0	10.292
291 Crude Animal Materials	86.023	260.449	1.274.214	3.369.426
292 Crude Vegetable Materials	61.094	424.245	144.073	1.613.609
321 Coals, Pulverized Or Not	0	37.627	0	66.346
325 Coke And Semi Coke Of Coal/Lignite/Peat	0	176.576	0	125.634
334 Petroleum Products, Refined	575.382	69.325.509	1.422.858	43.472.585
335 Residual Petroleum Products, And Related Materials	88.621	1.129.233	142.813	1.991.500
342 Liquefied Propane And Butane	3	4.528	42	11.344
343 Natural Gas, Liquefied Or Not	0	256	0	11.338
344 Petroleum Gases And Other Gas	400	7.535	1.348	35.675
345 Coal Gas, Water Gas And Similar Gas	750	1.277	3.548	5.860
411 Animal Oils And Fats	0	29.024	0	102.055
421 Fixed Vegetable Fats And Oils Soft,Crude,Refined Or Fractioned	466.770	3.711.101	613.056	4.472.477
422 Fixed Vegetable Fats And Oils Solid,Crude,Refined Or Fractioned	10.001.451	19.036.661	6.781.228	12.442.597
431 Animal And Vegetable Oil; Fat Processed And Their Wax	4.118	419.095	7.594	502.934
511 Hydrocarbon And Their Halogenated, Nitrated Derivatives	297.697	6.646.431	796.443	8.731.403
512 Alcohols,Phenols,Phenol-Alcohols And Their Halogenated	4.263.337	77.660.039	3.073.124	54.546.617
513 Carboxylic Acids,And Their Anhydrides,Halides,Peroxides	473.850	9.520.629	884.399	12.038.088
514 Nitrogen-Function Compounds	1.322.993	9.433.443	3.443.277	21.016.053
515 Organo-Inorganic And Heterocyclic Compounds	1.464.164	6.366.153	7.145.682	17.170.592
516 Other Organic Chemicals	351.245	3.126.149	1.068.651	8.684.528
522 Inorganic Chemical Elements, Oxides And Halogen Salts	7.403.512	70.770.912	6.570.160	59.658.399
523 Metallicsalts And Peroxysalts	2.540.009	49.581.389	1.395.472	14.393.713
524 Other Inorganic Chemicals;Chemical Compound Of Precious Metals	311.957	2.549.399	550.195	4.257.310
525 Radioactive And Associated Materials	0	3.486	0	34.604
531 Synthetic Organic; Colouring Matter	369.094	3.149.643	2.119.595	15.602.369
532 Dyeing/Tanning Extracts And Synthetic Tanning Materials	5.867	523.277	55.803	1.536.651
533 Pigments, Paints, Varnishes, And Related Materials	1.649.109	15.239.674	6.795.641	57.545.966
541 Medicinal And Pharmaceutical Products	17.061	869.329	857.626	10.975.382
542 Medicaments, Including Veterinary Medicaments	322	9.645	148.375	288.519
551 Essential Oils, Perfumes, And Flavour Materials	3.319	103.063	47.295	2.154.224
553 Perfumery, Cosmetics, And Toilet Preparations	1.368	571.817	67.218	1.007.787
554 Soap,Cleansing And Polishing Preparations	555.643	3.691.841	2.050.851	12.169.548
562 Fertilizers, Manufactured	0	32.446.159	0	8.574.417
571 Polymers Of Ethylene In Primary Forms	9.421.782	66.040.029	10.983.838	76.565.216
572 Polimers Of Styrene In Primary Forms	3.781.535	41.149.695	6.998.036	66.369.314
573 Polimers Of Vinyl Chloride In Primary Forms	766.254	12.295.579	1.270.796	15.096.878
574 Poliacetals And Polycarbons In Primary Forms	1.587.323	17.011.008	5.908.649	50.604.600
575 Other Plastics In Primary Forms	12.349.276	82.351.541	19.902.947	138.135.287
579 Waste And Scrap Of Plastics	1	384.826	62	327.698
581 Tubes, Pipes, And Hoses Of Plastics	253.205	1.832.039	4.146.607	17.503.053
582 Plates, Sheets, And Film Of Plastics	1.682.726	14.261.145	10.638.386	80.049.473
583 Monofilament And Rod Of Plastics	12.224	108.014	119.325	1.109.669
591 Disinfectants, Insecticides, And Fungicides Put In Forms	112.315	592.596	423.192	2.552.949
592 Starches, Inulin, And Wheat Glutenal Buminoidal Substances; Glues	18.947.772	62.354.496	7.774.737	45.782.290
593 Explosive And Pyrotechnic Products	14.705	217.722	1.017.502	6.394.306
597 Additive For Mineral Oils	225.348	2.629.043	1.273.406	10.545.953
598 Miscellaneous Chemical Products	1.701.896	16.515.362	9.076.060	59.849.315

**K2. IMPOR KAWASAN BERIKAT / BOUNDED ZONE IMPORT
MENURUT GOLONGAN BARANG SITC / BY SITC COMMODITY GROUP
** SEPTEMBER / SEPTEMBER 2009 ****

SITC Uraian Golongan Barang Group Description	Berat Bersih / Net Weight (Kg)		Nilai CIF / CIF Value (US\$)	
	Bulan ini Current month	Kumulatif Cum. Jan to date	Bulan ini Current month	Kumulatif Cum. Jan to date
599 Residual products of chemical or allied industries, sewage	0	15	0	248
611 Leathers	1.092.240	13.820.831	12.246.669	105.360.499
612 Manufactures And Composition Leathers	9.068	179.294	123.999	1.856.375
613 Furskins, Tanned Or Dressed	0	121	0	16.497
621 Materials Of Rubber	176.978	2.107.906	1.799.286	13.222.253
625 Rubber Tyre,Tyre Cases,Tyre Treads,Inner Tubes, And Tyre Flaps	34.171	1.067.180	153.045	8.164.769
629 Articles Of Rubbers	319.922	2.553.516	3.924.285	30.072.024
633 Cork Manufactures	518	12.430	14.197	145.292
634 Veneers,Plywood,Improved/Reconstituted Wood Worked	7.899.641	44.102.027	2.534.603	17.311.883
635 Wood Manufactures	155.508	2.408.553	862.649	6.227.842
641 Papers And Paperboards	5.874.326	37.832.170	5.547.355	45.668.290
642 Paper And Paperboard Cut To Size/Shape And Article Of Papers	1.654.564	16.158.564	3.932.558	48.701.654
651 Textile Yarns	1.789.937	20.740.404	9.636.855	107.777.207
652 Cotton Fabrics, Woven	4.972.372	50.292.937	35.479.547	397.000.311
653 Fabrics, Woven, Of Man-Made Fibres	3.959.292	37.838.023	29.918.759	310.308.165
654 Textile Fabrics, Woven, Other Than Of Cotton Or Man-Made Fibres	192.663	3.359.786	2.732.355	45.074.331
655 Knitted Or Crocheted Fabrics	5.781.632	53.790.646	41.643.760	409.019.441
656 Tulle,Lace,Embroidery,Ribbons,Trimmings And Other Small Wares	764.651	8.304.605	8.070.028	105.279.334
657 Special Yarns,Textile Fabrics	1.428.365	16.138.582	11.599.774	127.824.902
658 Made-Up Articles, Wholly/Chiefly Of Textile Materials	183.903	1.054.567	701.470	5.798.682
659 Floor Coverings	27.395	389.415	201.334	3.335.845
661 Lime,Cement And Fabricated Construction Materials	12.542.054	66.711.723	1.184.729	6.017.461
662 Clay And Refractory Construction Materials	2.302.481	6.884.530	1.976.710	8.028.553
663 Mineral Manufactures	645.118	4.584.607	1.424.899	16.045.142
664 Glass	1.466.351	5.807.622	2.163.492	15.774.720
665 Glassware	21.910	342.298	187.343	2.141.678
666 Pottery	13.363	53.437	33.380	162.098
667 Pearl, Precious And Semi Precious Stones	462	2.879	11.819	111.416
671 Pig Iron,Spiegeleisen,Sponge Iron, And Ferro-Alloys	1.644.724	5.937.830	2.876.859	10.427.348
672 Ingots And Other Iron/Steel In Primary Forms	3.988.710	13.150.985	5.136.589	25.208.297
673 Flat Rolled Products, Not Clad	16.169.285	122.925.508	13.446.192	93.425.728
674 Flat Rolled Products, Clad Or Plated	3.022.740	31.499.391	4.331.231	46.635.311
675 Flat Rolled Products And Alloy Steels	12.262.293	134.484.173	13.371.923	200.295.032
676 Iron/Steel Bars, Rods, Angels, Shaped And Sections	7.107.986	86.607.589	8.462.461	131.936.995
677 Rail/Railway And Tractor Construction Of Iron/Steel Materials	30.932	4.704.268	73.462	8.183.445
678 Wire Of Iron/Steel	2.416.897	9.182.174	3.602.636	18.004.633
679 Tubes, Pipes, Hollow Profile, Pipe Fitting Of Iron/Steel	26.069.941	267.089.530	54.429.136	623.757.517
681 Silver, Platinum, And Other Metal Of The Platinum Groups	1.770	9.472	587.457	8.480.892
682 Copper	7.074.834	41.159.402	39.682.392	200.640.065
683 Nickel	26.202	238.682	1.044.287	4.656.671
684 Aluminium	1.716.305	18.378.199	7.658.100	70.487.099
685 Lead	40.720	806.990	841.110	3.576.346
686 Zinc	500.651	4.730.447	858.720	9.504.441
687 Tin	35.357	281.049	645.040	5.764.319
689 Miscellaneous Non-Ferrous Basemetals Employed In Metallurgy	21.768	53.008	2.223.816	5.621.146
691 Structures And Parts Of Iron/Steel Or Aluminium	1.960.707	30.925.176	3.542.838	93.988.707
692 Metal Containers For Storage And Transportations	910.727	8.091.051	1.759.125	22.656.767
693 Wire Products And Fencing Grills	1.161.189	10.101.588	2.722.775	34.334.986
694 Nails, Screws, Nuts, Bolts, Rivets Of Iron/Steel Or Copper	736.119	7.341.325	4.008.840	47.896.842
695 Tools For Used In The Hand Or In Machines	155.768	2.529.515	1.891.752	24.403.696
696 Cutlery	8.184	101.725	193.563	1.163.075
697 Household Equipment Of Base Metals	45.476	1.091.998	140.373	3.778.135
699 Manufactures Of Base Metals	2.625.263	23.688.251	15.478.424	129.274.598
711 Steam And Other Vapour Generating Boilers And Parts	1.177.859	2.365.376	9.114.088	16.883.928
712 Steam Or Other Generating Boilers And Parts	201	377.336	9.619	13.188.955
713 Internal Combustion Piston Engines And Parts	1.203.993	8.568.872	7.270.668	111.684.518
714 Engines And Motors, Non-Electric And Parts	67.284	782.378	1.222.888	100.850.244
716 Rotating Electric Plants And Parts	801.303	7.725.095	16.216.193	124.087.451
718 Other Power Generating Machines And Parts	194.580	2.043.839	3.456.096	27.313.342
721 Agricultural Machinery And Parts	9.469	165.720	39.574	1.193.445
722 Tractors	0	14.715	0	63.987
723 Civil Engineering And Contractor Plants And Equipments/Parts	2.172.061	19.281.533	19.651.676	174.685.770
724 Textile/Leather Machinery And Parts	1.002.542	5.512.961	11.975.398	58.030.760
725 Papermill/Pulpmill Machinery And Paper Cutting Machines	79.259	616.930	2.540.486	13.630.143
726 Printing/Book Binding Machinery And Parts	686.159	4.608.372	37.405.231	269.415.913

**K2. IMPOR KAWASAN BERIKAT / BOUNDED ZONE IMPORT
MENURUT GOLONGAN BARANG SITC / BY SITC COMMODITY GROUP
** SEPTEMBER / SEPTEMBER 2009 ****

SITC Uraian Golongan Barang Group Description	Berat Bersih / Net Weight (Kg)		Nilai CIF / CIF Value (US\$)	
	Bulan ini Current month	Kumulatif Cum. Jan to date	Bulan ini Current month	Kumulatif Cum. Jan to date
727 Food Processing Machines And Parts	8.052	1.937.321	470.623	28.014.749
728 Other Machines And Equipment Specialized For Particular Industry	628.499	7.296.596	12.124.567	119.621.147
731 Machine Tools By Removing Metal	116.314	1.737.912	1.647.367	21.266.324
733 Machine Tool For Working Metals	46.915	1.408.984	651.548	18.402.071
735 Parts Of Machine Tools	44.176	705.687	992.190	15.102.375
737 Metalworking Machinery And Parts	693.675	2.870.718	8.362.083	36.131.741
741 Heating And Cooling Equipments And Parts	1.299.533	9.268.376	16.986.876	94.483.491
742 Pumps For Liquid And Parts	390.919	5.105.681	9.337.989	56.011.439
743 Pumps, Compressors, Fans, Blowers, Centrifuges, And Parts	1.377.065	14.523.119	8.021.994	101.965.907
744 Mechanical Handling Equipments And Parts	920.839	22.835.890	7.341.607	165.440.653
745 Other Non-Electical Machinery, Tools, And Mechanical Apparatus	155.133	2.749.619	3.547.533	42.347.507
746 Ball Or Roller Bearings	53.773	1.365.877	1.290.638	16.126.078
747 Taps, Cocks, And Valves For Pipes	519.343	7.536.365	14.533.998	106.499.377
748 Transmission Shafts And Cranks	640.950	5.578.317	6.971.883	74.644.655
749 Non-Electric Parts And Accessories Of Machineries	648.256	4.682.643	10.180.179	68.360.150
751 Office Machines	274.672	4.228.228	8.564.212	101.801.248
752 Automatic Data Processing Machines And Their Units	638.240	5.303.778	14.076.979	121.945.432
759 Parts And Accessories For Machine Of Heading 751 Or 752	557.806	5.265.142	33.950.932	290.317.309
761 Television Receivers	3.059.791	13.200.132	5.038.708	21.820.981
762 Radio Broadcast Receivers	268	65.173	32.710	1.078.763
763 Sound Recorders Or Reproducers	340.532	966.805	72.756	24.624.545
764 Telecommunication Equipments And Parts	4.125.167	27.843.290	198.103.675	898.130.021
771 Electric Power Machinery And Parts	500.051	5.018.243	7.899.968	88.683.708
772 Electrical Apparatus For Making And Breaking Electrical Circuits	2.172.603	19.671.326	69.883.407	606.391.637
773 Equipment For Distributing Electricity	2.121.076	29.281.232	20.554.973	147.820.124
774 Electrical Apparatus For Medical Purposes And Radiological Apparatus	1.308	66.099	148.790	2.322.069
775 Household Type, Electrical/Non-Electrical Equipments	978.290	8.703.023	5.367.293	45.953.315
776 Thermionic, Cold Cathode, And Photo Cathode Valves/Tubes	3.063.322	16.529.563	110.281.250	881.309.137
778 Electrical Machinery And Apparatus	3.536.079	20.073.735	80.936.478	499.361.693
781 Passengger Motor Cars	426.108	8.447.560	4.650.056	89.249.294
782 Motor Vehicle For The Transportation Of Goods	183.160	3.113.477	2.021.244	35.175.428
783 Road Motor Vehicles	0	23.486	0	41.939
784 Parts And Accessories Of The Motor Vehicles	525.248	13.739.671	9.744.996	158.665.556
785 Motorcycles, Scooters, And Other Cycles Motorized/Non Motorized	1.202.821	8.547.085	7.944.330	64.304.333
786 Trailers And Other Vehicles, Not Motorized	48.635	2.335.909	331.991	6.504.097
791 Railway Vehicles And Associated Equipments	841	283.404	26.941	1.457.182
792 Aircraft And Associated Equipments And Parts	1.053	1.290.506	263.282	59.483.081
793 Ships, Boats, And Floating Structures	95.517	8.037.392	768.961	20.791.586
811 Prefabricated Buildings	43.484	1.790.644	151.976	9.754.317
812 Sanitary, Plumbing, Heating, And Lighting Fixtures/Fittings	96.156	475.814	1.196.853	8.868.568
813 Lighting Fixtures And Fittings	17.313	690.634	448.802	3.497.692
821 Furnitures And Parts	92.292	1.476.891	346.300	6.465.839
831 Travel Goods	36.230	269.960	606.684	3.156.814
841 Men'S Coats/Jackets, Not Knitted	317	189.821	3.768	414.999
842 Women'S Coats/Jacket, Not Knitted	6.029	87.891	58.749	936.968
843 Men'S Coats/Jackets, Knitted	52	47.391	960	515.318
844 Women'S Coats/Jackets, Knitted	223	10.089	1.545	148.538
845 Articles Of Apparel	235.048	3.372.708	1.503.839	26.662.049
846 Clothing Accessories Of Textiles Fabrics	182.889	1.541.420	2.007.384	19.932.752
848 Articles Of Apparel And Clothing Accessories Of Other Than Textile Fab	197.179	1.897.087	2.380.094	22.238.774
851 Footwears	364.642	2.472.714	3.666.281	24.699.849
871 Optical Instrument And Apparatus	20.282	141.031	875.829	6.100.584
872 Medical Instruments And Appliances	209.917	2.269.308	1.839.288	20.388.363
873 Meters And Counters	100.450	2.188.261	1.175.592	26.934.141
874 Measuring, Checking, Analysing, And Controlling Instrument And Apparatus	378.854	3.706.871	14.073.424	89.424.568
881 Photographic Apparatus And Equipments	10.405	235.586	1.782.180	21.474.985
882 Photographic And Cinematographic Supplies	98.753	1.155.973	134.469	1.233.899
883 Cinematograph Film, Exposed And Developed	36	637	1.650	19.509
884 Optical Goods	94.732	1.111.052	8.489.696	76.590.596
885 Watches And Clocks	34.286	275.644	542.607	12.066.720
891 Arms And Ammunitions	2.041	31.932	3.154	238.369
892 Printed Matter	308.292	4.180.169	4.299.727	53.187.979
893 Article Of Plastics	2.210.805	20.735.398	17.388.882	122.505.015
894 Baby Carriages, Toys, Games, And Sporting Goods	30.972	299.961	618.166	6.289.720
895 Office And Stationery Supplies	162.544	1.522.935	930.187	13.697.727

K2. IMPOR KAWASAN BERIKAT / BOUNDED ZONE IMPORT
MENURUT GOLONGAN BARANG SITC / BY SITC COMMODITY GROUP
**** SEPTEMBER / SEPTEMBER 2009 ****

SITC Uraian Golongan Barang <i>Group Description</i>	Berat Bersih / <i>Net Weight (Kg)</i>		Nilai CIF / <i>CIF Value (US\$)</i>	
	Bulan ini	Kumulatif	Bulan ini	Kumulatif
	<i>Current month</i>	<i>Cum. Jan to date</i>	<i>Current month</i>	<i>Cum. Jan to date</i>
896 Works Of Art, Collectors Pieces And Antiques	495	1.005	9.393	16.313
897 Jewellery, Goldsmith, Silversmith Wares, And Other Articles	872	96.270	324.479	7.614.359
898 Musical Instrument And Parts/Accessories	703.255	4.279.396	7.170.674	76.619.833
899 Other Miscellaneous Manufactured Articles	411.460	4.000.285	17.099.736	122.699.860
961 Coin Not Being Legal Tender	27	93	727	2.517
971 Gold, Non-Monetary	5.838	68.051	1.985.051	13.643.153
TOTAL IMPOR	353.197.284	3.791.026.901	1.441.860.874	12.201.663.537

<https://www.bps.go.id>

**K3. IMPOR KAWASAN BERIKAT / BOUNDED ZONE IMPORT
MENURUT NEGARA ASAL / BY COUNTRY OF ORIGIN
** SEPTEMBER / SEPTEMBER 2009 ****

Kode Code	Negara Asal Country of Origin	Berat Bersih / Net Weight (Kg)		Nilai CIF / CIF Value (US\$)	
		Bulan ini Current month	Kumulatif Cum. Jan to date	Bulan ini Current month	Kumulatif Cum. Jan to date
111	JP JAPAN	34.210.004	326.364.626	256.005.276	1.956.635.434
112	HK HONG KONG	6.944.098	63.534.211	169.955.822	972.624.305
113	KP KOREA, DEM. PEOPLE'S REP.	0	12.819	0	172.622
114	KR KOREA, REPUBLIC OF	21.352.618	207.561.429	108.027.175	1.012.681.132
115	TW TAIWAN	9.708.050	109.364.354	45.173.774	485.469.405
116	CN CHINA	37.852.550	379.327.662	157.914.447	1.352.250.146
117	MN MONGOLIA	0	1.737	0	35.608
118	MO MACAU	28.781	797.638	131.363	3.369.532
120	PG PAPUA NEW GUINEA	0	8.964	0	66.428
121	TH THAILAND	51.325.221	506.382.864	35.902.611	468.848.316
122	SG SINGAPORE	59.719.168	677.161.269	382.048.415	3.432.720.528
123	PH PHILIPPINES	718.313	30.440.032	20.886.389	138.899.578
124	MY MALAYSIA	28.624.794	280.311.448	58.285.963	444.315.064
125	MM MYANMAR	40.273	748.666	70.789	2.967.962
126	KH CAMBODIA	1.003	111.248	4.053	617.886
127	BN BRUNEI DARUSSALAM	25	61.417	1.734	266.576
128	LA LAO PEOPLE'S DEM. REP.	0	11.190	0	65.669
130	BT BHUTAN	500	4.363	781	182.599
131	VN VIET NAM	2.313.902	12.947.085	12.569.331	88.098.388
133	IN INDIA	6.913.421	34.770.125	16.071.895	86.642.208
134	PK PAKISTAN	246.132	4.464.898	1.018.297	15.185.267
135	BD BANGLADESH	109.066	1.510.593	93.023	6.137.439
136	LK SRI LANKA	69.342	660.777	352.306	4.376.348
137	AF AFGHANISTAN	0	3	0	62
138	ID INDONESIA	0	32.846	0	209.874
142	IR IRAN (ISLAMIC REPUBLIC OF)	80.410	2.757.465	60.307	1.661.373
143	SA SAUDI ARABIA	4.022.478	51.617.384	3.028.297	46.551.011
144	IL ISRAEL	10	6.221	75.766	1.524.580
145	KW KUWAIT	1.330.035	26.323.198	1.332.359	17.713.855
146	JO JORDAN	1.062	33.315	7.600	220.225
148	LB LEBANON	0	19.033	0	57.048
151	YE YEMEN	11.930	82.927	101.366	453.963
152	OM OMAN	0	17.575	0	252.780
153	SY SYRIA ARAB REPUBLIC	0	1.620	0	40.549
154	TR TURKEY	57.341	1.536.576	228.580	4.349.692
155	AE UNITED ARAB EMIRATES	342.866	22.934.585	608.104	12.740.148
156	QA QATAR	102.000	1.099.746	75.480	760.732
157	BH BAHRAIN	49.557	376.764	83.916	701.698
211	EG EGYPT	220.014	10.581.638	217.303	2.882.677
213	MA MOROCCO	0	13.584	0	150.872
214	TN TUNISIA	7	41.334	516	49.235
216	SD SUDAN	0	17.908	0	38.099
217	ER ERITREA	0	92	0	5.013
219	NA NAMIBIA	540	1.056	16.580	21.566
221	ET ETHIOPIA	0	1.396	0	107.732
222	TZ TANZANIA, UNITED REP. OF	194.621	868.820	269.235	1.320.719
223	MG MADAGASCAR	0	385	0	6.302
225	KE KENYA	0	1.207.726	0	1.004.916
226	RE REUNION	0	11.373	0	31.174
227	MZ MOZAMBIQUE	0	3.944	0	57.158
230	TG TOGO	0	537.186	0	759.452
231	GH GHANA	0	130	0	10.813
232	LR LIBERIA	0	1.378	0	20.705
235	CG CONGO	0	5.986	0	21.624
236	CM CAMEROON	0	175.630	0	256.413
237	NG NIGERIA	100.702	100.734	135.513	135.553
239	GA GABON	0	105.643	0	256.017
240	CI COTE D'IVOIRE	0	1.340.242	0	1.689.655
241	SN SENEGAL	2	2.141	1.035	2.715
242	MR MAURITANIA	0	2.430	0	20.875
243	ML MALI	0	42	0	2.247
244	BJ BENIN	171.876	586.930	213.953	705.325

**K3. IMPOR KAWASAN BERIKAT / BOUNDED ZONE IMPORT
MENURUT NEGARA ASAL / BY COUNTRY OF ORIGIN
** SEPTEMBER / SEPTEMBER 2009 ****

Kode Code	Negara Asal Country of Origin	Berat Bersih / Net Weight (Kg)		Nilai CIF / CIF Value (US\$)	
		Bulan ini Current month	Kumulatif Cum. Jan to date	Bulan ini Current month	Kumulatif Cum. Jan to date
245 BF	BURKINA FASO	0	204.391	0	342.679
248 VI	U.S. VIRGIN ISLANDS	0	395	0	4.915
249 SC	SEYCHELLES	0	61	0	249.765
251 UG	UGANDA	0	44.691	0	55.468
252 CF	CENTRAL AFRICAN REPUBLIC	0	38.236	0	192.100
253 NE	NIGER	0	9.180	0	11.795
255 DJ	DJIBOUTI	0	5.175	0	141.527
256 SH	SAINT HELENA	1.551	48.710	39.665	145.937
260 SZ	SWAZILAND	39	7.817	3.402	423.406
261 ZA	SOUTH AFRICA	35.682.488	60.721.750	19.944.056	47.878.903
262 ZW	ZIMBABWE	0	197.845	0	251.698
267 MU	MAURITIUS	327.599	6.485.000	516.712	7.416.925
269 ZR	ZAIRE	0	53	0	40
298 VG	VIRGIN ISLANDS (BRITISH)	0	7.731.117	0	473.339
311 AU	AUSTRALIA	4.762.966	154.694.654	18.799.153	170.699.947
312 NZ	NEW ZEALAND	2.792.423	17.416.059	1.667.640	10.076.514
322 NC	NEW CALEDONIA	0	500	0	6.024
329 ON	OTH.OCEANIA	0	73	0	2.093
331 AS	AMERICAN SAMOA	60.516	1.118.634	93.837	1.167.880
332 CK	COOK ISLANDS	2.671	98.460	224.439	2.211.309
333 FJ	FIJI	0	2.753	0	64.611
336 WS	SAMOA	512	43.811	6.486	194.076
339 TV	TUVALU	0	221	0	4.160
342 CC	COCOS (KEELING) ISLANDS	0	10.000	0	8.040
343 TK	TOKELAU	0	17.588	0	37.169
411 US	UNITED STATES	8.885.705	278.108.677	39.773.860	450.646.041
412 CA	CANADA	809.561	3.058.111	561.805	10.764.903
421 MX	MEXICO	280.066	910.800	1.492.400	4.711.081
422 GT	GUATEMALA	0	85.624.292	0	30.029.825
423 HN	HONDURAS	3.106	4.643	74.467	96.494
424 NI	NICARAGUA	0	160	0	11.000
425 PA	PANAMA	0	91.795	0	315.344
427 CB	CURACAO	0	481	0	16.325
428 SR	SURINAME	0	10	0	3.242
431 CL	CHILE	3.333.758	31.265.828	1.772.432	17.384.014
432 VE	VENEZUELA	0	60	0	4.518
433 AR	ARGENTINA	159.254	13.474.843	800.105	17.299.983
434 BR	BRAZIL	3.642.742	128.628.516	4.172.177	74.906.152
435 CO	COLOMBIA	26.318	841.933	38.629	473.813
436 BO	BOLIVIA	0	493	0	826.523
437 UY	URUGUAY	0	403.602	0	78.659
438 PY	PARAGUAY	0	807.782	0	1.134.886
441 EC	ECUADOR	0	45	0	6.623
442 PE	PERU	0	20.054.889	0	6.852.979
444 TT	TRINIDAD AND TOBAGO	0	101	0	13.755
446 JM	JAMAICA	0	24.865	0	92.389
447 PR	PUERTO RICO	1.323	11.738	11.377	2.456.385
449 DO	DOMINICAN REPUBLIC	0	44.057	0	146.925
450 SV	EL SALVADOR	0	19.667.401	0	7.347.709
451 CR	COSTA RICA	3.898	32.483	61.545	493.862
453 BB	BARBADOS	0	18.980	0	4.005
454 AG	ANTIGUA AND BARBUDA	0	11.926	0	437.328
458 CV	CAPE VERDE	0	14.932	0	45.355
459 KY	CAYMAN ISLANDS	0	471	0	92.522
460 DM	DOMINICA	0	244	0	2.830
462 GF	FRENCH GUIANA	0	13.000	0	46
466 MQ	MARTINIQUE	19.641	19.641	93.088	93.088
467 AN	NETHERLANDS ANTILLES	100.625	102.937	328.988	350.134
469 LC	SAINT LUCIA	0	4.701	0	35.457
470 SM	SAN MARINO	0	793	0	5.808
511 GB	UNITED KINGDOM	424.006	9.092.805	3.387.930	41.547.851
512 NL	NETHERLANDS	1.094.387	11.374.488	6.271.679	81.653.239

**K3. IMPOR KAWASAN BERIKAT / BOUNDED ZONE IMPORT
MENURUT NEGARA ASAL / BY COUNTRY OF ORIGIN
** SEPTEMBER / SEPTEMBER 2009 ****

Kode Code	Negara Asal Country of Origin	Berat Bersih / Net Weight (Kg)		Nilai CIF / CIF Value (US\$)	
		Bulan ini Current month	Kumulatif Cum. Jan to date	Bulan ini Current month	Kumulatif Cum. Jan to date
513	FR FRANCE	209.988	8.476.750	3.994.871	83.568.594
514	DE GERMANY, FED. REP. OF	4.452.061	35.766.236	29.270.205	220.316.346
515	AT AUSTRIA	406.030	2.559.301	14.202.866	74.110.614
516	BE BELGIUM	815.171	8.800.817	2.287.824	39.289.291
517	CH SWITZERLAND	12.371	1.283.948	765.979	10.725.758
518	LU LUXEMBOURG	53.767	1.493.333	33.800	2.263.722
521	DK DENMARK	35.776	444.366	67.303	5.440.482
522	NO NORWAY	5.134	21.315.765	45.383	28.117.543
523	SE SWEDEN	704.490	7.799.331	1.151.775	12.447.345
524	FI FINLAND	123.852	5.471.686	1.165.879	20.651.090
525	IE IRELAND	1.558	61.177	24.209	359.402
526	IT ITALY	1.249.481	8.948.051	3.291.115	50.625.980
527	ES SPAIN	162.180	885.644	1.315.192	10.501.646
528	PT PORTUGAL	15.549	450.027	185.229	1.022.093
529	IS ICELAND	0	594	0	1.067
530	MS MONTSEERRAT	0	9.940	0	1.257.843
531	GR GREECE	141.896	2.719.533	172.249	5.087.566
532	VA VATICAN CITY STATE	0	9.434	0	16.662
533	AD ANDORRA	0	47.338	0	230.520
534	LI LIECHTENSTEIN	0	4	0	2.391
540	CD DEMOCRATIC REP. OF THE CONGO	59.742	157.099	121.873	359.524
542	HU HUNGARY	67.808	293.267	731.813	2.960.734
543	PL POLAND	27.809	971.851	129.138	4.528.707
544	RO ROMANIA	6.737	1.991.437	56.918	6.418.154
545	BG BULGARIA	120.614	555.043	334.233	1.365.563
547	YU SERBIA	0	102	0	145
548	AL ALBANIA	0	8.260	0	35.214
549	AM ARMENIA	0	7	0	212
552	KZ KAZAKHSTAN	0	539	0	1.500
553	KG KYRGYZSTAN	33.603	52.321	60.497	102.088
555	TJ TAJIKISTAN	0	1	0	2.738
557	UA UKRAINE	13.709.969	58.313.412	8.842.722	33.479.194
559	LT LITHUANIA	11.300	11.300	6.720	6.720
560	LV LATVIA	141	65.921	2.806	268.817
561	EE ESTONIA	0	24.300	0	48.375
562	GE GEORGIA	0	4	0	4.130
563	HR CROATIA	1.791	10.124	16.234	134.885
565	MT MALTA	9	33.755	5.713	137.675
566	SK SLOVAKIA	16.329	97.463	230.922	2.313.672
567	SI SLOVENIA	170.225	296.264	739.202	2.737.192
568	CZ CZECH REPUBLIC	8.612	341.297	500.113	7.519.863
570	MK REP. OF MACEDONIA	0	1	0	595
572	RU RUSSIA FEDERATION	1.295.424	9.643.760	1.002.865	11.337.585
TOTAL IMPOR		353.197.284	3.791.026.901	1.441.860.874	12.201.663.537

K4. IMPOR KAWASAN BERIKAT / BOUNDED ZONE IMPORT
MENURUT PROPINSI DAN PELABUHAN IMPOR / BY PROVINCE AND PORT OF IMPORTATION
**** SEPTEMBER / SEPTEMBER 2009 ****

Kode Code	Propinsi / Pelabuhan Impor Province / Port of Importation	Berat Bersih / Net Weight (Kg)		Nilai CIF / CIF Value (US\$)	
		Bulan ini Current month	Kumulatif Cum. Jan to date	Bulan ini Current month	Kumulatif Cum. Jan to date
SUMATERA UTARA		8 461 004	59 512 201	12 434 553	113 229 201
144 IDBLW	BELAWAN	8.458.979	59.465.279	12.317.609	112.419.895
166 IDMES	MEDAN / POLONIA (U)	2.025	34.020	116.944	780.909
167 IDMDN	MEDAN (POS)	0	2	0	2.797
170 IDKTJ	KUALA TANJUNG	0	12.900	0	25.600
RIAU		22 309 559	296 423 318	16 761 750	150 195 546
225 IDDUM	DUMAI	11.965.594	54.895.557	7.395.287	52.335.641
228 IDBLS	BENGKALIS	0	173.072	0	72.041
235 IDSUQ	SUNGAI GUNTUNG	0	4.428.631	0	10.250.722
242 IDTEM	TEMBILAHAN	0	2.207.592	0	4.071.809
243 IDKEN	KUALA ENOK	0	37.113	0	72.987
261 IDPKU	SIMPANG TIGA (U)	72	430	19.119	106.267
277 IDBUN	BUATAN	10.343.893	234.680.923	9.347.344	83.286.079
KEPULAUAN RIAU		122 867 211	1 134 505 302	539 248 906	4 811 742 323
251 IDTPN	TANJUNG PINANG	52.000	133.295	500	3.209.675
258 IDBTU	BATU AMPAR	75.102.453	660.257.604	305.278.336	2.649.972.453
262 IDTNJ	KIJANG (U)	120	22.697	442	6.816.189
265 IDSKP	SEKUPANG	9.643.123	138.731.583	135.527.969	1.313.114.938
267 IDKAB	KABIL/PANAU	38.008.209	334.650.751	72.450.327	617.074.150
271 IDBTH	HANG NADIM (U)	61.306	709.372	25.991.332	221.554.918
JAMBI		0	2.220.416	0	2.064.685
291 IDKTK	KUALA TUNGKAL	0	2.220.416	0	2.064.685
DKI JAKARTA		119 566 390	1 146 274 463	772 948 523	6 011 069 296
431 IDTPP	TANJUNG PRIOK	116.850.330	1.039.782.524	549.081.106	4.535.918.298
432 IDKLB	KALIBARU	0	85.631.960	0	25.502.645
433 IDJKT	JAKARTA / PASAR IKAN	0	773	0	46.913
434 IDCGK	SOEKARNO-HATTA (U)	2.714.892	20.833.527	223.808.297	1.448.762.854
435 IDPSB	JKT./ POS PASAR BARU	76	148	2.770	9.799
436 IDHLP	HALIM PERDANA KUSUMA (U)	1.092	25.531	56.350	828.787
BANTEN		31.249.925	661.707.997	18.695.489	283.898.772
461 IDMRK	MERAK	1.044.925	96.135.725	2.988.889	56.477.963
473 IDCGD	CIGADING	30.205.000	565.572.272	15.706.600	227.420.809
JAWA BARAT		37	1 215	771	36 223
463 IDCBN	CIREBON/PENGGUNG (U)	0	56	0	1.917
466 IDBDO	HUSEIN SASTRANEGARA	0	293	0	694
468 IDBND	GEDE BAGE-BANDUNG (POS)	37	832	771	24.634
470 IDCRB	CIREBON (POS)	0	34	0	8.978
JAWA TENGAH		12 342 283	107 807 424	33 130 660	313 439 866
494 IDTES	TANJUNG EMAS	12.340.774	95.718.417	33.087.079	308.473.543
495 IDCXP	CILACAP	0	12.000.000	0	3.647.998
496 IDSRG	ACHMAD YANI (U)	780	55.813	16.714	696.589
497 IDSMR	SEMARANG (POS)	216	26.178	6.597	345.619
498 IDSOC	JEBRES/ADI SUMARMO	513	7.016	20.270	276.117
DI YOGYAKARTA		320	28.905	11.415	97.985
531 IDJOG	ADI SUCIPTO (U)	320	4.705	11.415	87.141
532 IDJOK	YOGYAKARTA (POS)	0	24.200	0	10.844
JAWA TIMUR		36 375 788	365 009 837	47 631 908	435 294 704
563 IDTPE	TANJUNG PERAK	35.917.036	358.820.445	42.905.659	392.484.616
564 IDPAZ	PASURUAN	0	395.097	0	1.197.955
565 IDPRO	PROBOLINGGO	0	160.156	0	1.345.636
567 IDBJU	BANYUWANGI	0	3.840.000	0	4.957.550
587 IDSUB	JUANDA (U)-SURABAYA	52.417	484.132	3.238.392	29.906.312
588 IDSUR	SURABAYA (POS)	406.335	1.276.704	1.487.857	5.140.791

K4. IMPOR KAWASAN BERIKAT / BOUNDED ZONE IMPORT
MENURUT PROPINSI DAN PELABUHAN IMPOR / BY PROVINCE AND PORT OF IMPORTATION
**** SEPTEMBER / SEPTEMBER 2009 ****

Kode Code	Propinsi / Pelabuhan Impor Province / Port of Impotation	Berat Bersih / Net Weight (Kg)		Nilai CIF / CIF Value (US\$)	
		Bulan ini Current month	Kumulatif Cum. Jan to date	Bulan ini Current month	Kumulatif Cum. Jan to date
592	IDRAM RAMBIPUJI-JEMBER	0	33.303	0	261.844
	BALI	24.767	452.774	996.899	20.223.700
613	IDBOA BENOA/LOLOAN	0	203.920	0	4.295.681
620	IDDPS NGURAH RAI (U)	24.767	248.854	996.899	15.928.019
	KALIMANTAN TIMUR	0	16.175.046	0	58.637.391
803	IDBPP BALIKPAPAN	0	48.692	0	724.482
805	IDSRD SAMARINDA	0	56	0	322
813	IDTSG TANJUNG SANGATA	0	16.126.298	0	57.912.587
	SULAWESI UTARA	0	908.003	0	1.733.845
835	IDBIT BITUNG	0	887.388	0	1.656.651
843	IDMDC SAM RATULANGI (U)	0	20.615	0	77.194
	TOTAL IMPOR	353.197.284	3.791.026.901	1.441.860.874	12.201.663.537

<https://www.bps.go.id>