



Katalog: 8202019

**BULETIN  
STATISTIK PERDAGANGAN LUAR NEGERI**

**EKSPOR**

**MENURUT HARMONIZED SYSTEM  
APRIL 2019**



**BADAN PUSAT STATISTIK**

**BULETIN  
STATISTIK PERDAGANGAN LUAR NEGERI**

# **EKSPOR**

**MENURUT HARMONIZED SYSTEM  
APRIL 2019**



# **Buletin Statistik Perdagangan Luar Negeri Ekspor Menurut HS, April 2019**

**ISSN** : 2252-8563

**No. Publikasi**: 06110.1918

**Katalog**: 8202019

**Ukuran Buku**: -

**Jumlah Halaman**: vi + 206 halaman

**Naskah t.**

**Subdirektorat Statistik Ekspor**

**Penyunting**:

**Subdirektorat Statistik Ekspor**

**Desain Kover oleh**:

**Subdirektorat Publikasi dan Kompilasi Statistik**

**Penerbit**:

**© BPS RI**

**Pencetak**:

**PT Citra Mawana Patamaro**

**Sumber Ilustrasi**: -

**Dilarang mengumumkan, mendistribusikan, mengkomunikasikan, dan/atau menggandakan sebagian atau seluruh isi buku ini untuk tujuan komersial tanpa izin tertulis dari Badan Pusat Statistik**

## KATA PENGANTAR

Buletin Statistik Perdagangan Luar Negeri Ekspor yang diterbitkan secara bulanan memuat data ekspor menurut 21 kelompok penggolongan barang, HS (*Harmonized System*) 2 digit, HS 8 digit, Negara Tujuan Ekspor, Provinsi, dan Pelabuhan Muat yang dirinci menurut Berat Bersih dan Nilai FOB. Buletin terbitan kali ini menyajikan data bulan April 2019 serta kumulatif bulan Januari sampai April 2019.

Buletin ini juga menyajikan gambaran singkat tentang perbandingan, pertumbuhan, dan peranan data ekspor menurut rincian diatas, serta data pokok yang cukup dominan atau yang mengalami perubahan signifikan. Diharapkan data ekspor ini dapat digunakan sebagai dasar evaluasi dan kajian perkembangan ekspor Indonesia.

Kepada para pengguna data, saran dan kritik yang bersifat konstruktif demi penyempurnaan publikasi ini, sangat diharapkan. Kiranya usaha BPS untuk meningkatkan pelayanan dan pemasyarakatan statistik (khususnya data Statistik Ekspor) dapat dilaksanakan secara baik dan berkesinambungan.

Jakarta, Juni 2019

Kepala Badan Pusat Statistik



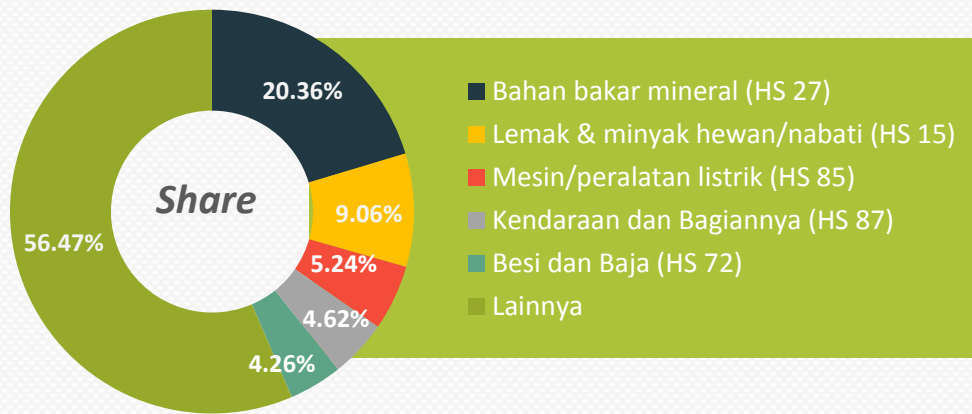
**Dr. Suhariyanto**

## DAFTAR ISI

	Halaman / Page
Kata Pengantar .....	iii
Daftar Isi .....	iv
Penjelasan.....	1–3
Ringkasan .....	4–10
Tabel-Tabel	
Tabel      1. Ekspor Indonesia Menurut 21 Golongan Barang.....	11
Tabel      2. Ekspor Indonesia Menurut Kode HS 2 digit .....	12–14
Tabel      3. Ekspor Indonesia Menurut Komoditi (Kode HS 8 digit) .....	15–197
Tabel      4. Ekspor Indonesia Menurut Negara Tujuan.....	198–201
Tabel      5. Ekspor Indonesia Menurut Provinsi dan Pelabuhan Muat..	202–206

# EKSPOR INDONESIA MENURUT HARMONIZED SYSTEM

APRIL 2019



## EKSPOR KE BEBERAPA NEGARA UTAMA



## EKSPOR DARI BEBERAPA PELABUHAN UTAMA





## **PENJELASAN**

### **A. PENDAHULUAN**

Penyajian buku publikasi Buletin Statistik Perdagangan Luar Negeri Ekspor menurut HS April 2019 terdiri dari :

- Bagian ulasan yang menjelaskan tentang ringkasan ekspor Indonesia dari sisi migas dan nonmigas, perkembangan nilai ekspor Indonesia (FOB), ekspor Indonesia menurut negara tujuan utama, ekspor golongan barang HS 2 digit utama, ekspor Indonesia menurut pelabuhan muat utama tiap provinsi.
- Bagian lampiran yang berisi Tabel 1. Ekspor Indonesia Menurut 21 Golongan Barang, Tabel 2. Ekspor Indonesia Menurut Kode HS 2 Digit, Tabel 3. Ekspor Indonesia Menurut Komoditi (Kode HS 8 Digit), Tabel 4. Ekspor Indonesia Menurut Negara Tujuan dan Tabel 5. Ekspor Indonesia Menurut Provinsi dan Pelabuhan Muat.

### **B. DAERAH PENCATATAN**

Daerah pencatatan statistik dalam publikasi ini meliputi seluruh wilayah Republik Indonesia.

### **C. SUMBER DATA**

Data Ekspor dikumpulkan berdasarkan dokumen ekspor atau Pemberitahuan Ekspor Barang (PEB) yang diisi oleh Eksportir dan telah diberikan ijin muat oleh Kantor Pelayanan Bea dan Cukai, selanjutnya dikirim ke Badan Pusat Statistik (BPS) dan Bank Indonesia (BI). Sejak tahun 2015, sumber data lainnya adalah catatan instansi lain, PT. POS Indonesia, dan survei ekspor perbatasan laut.



#### **D. SISTEM PERDAGANGAN**

Pencatatan Statistik Perdagangan Luar Negeri menggunakan sistem perdagangan umum (*General Trade*) dimana pencatatan dilakukan dari dokumen PEB dan non PEB yang dimuat dari pelabuhan di seluruh wilayah Indonesia termasuk kawasan berikat.

#### **E. RUANG LINGKUP**

Pencatatan Statistik Ekspor meliputi seluruh barang yang keluar dari wilayah Republik Indonesia, baik yang bersifat komersial maupun bukan komersial seperti bantuan barang kredit lunak, hadiah dan sebagainya.

- a. Ekspor kapal laut dan pesawat udara termasuk dalam statistik ekspor sedangkan ekspor bunker oil untuk kapal tidak tercatat dalam publikasi ini.
- b. Barang-barang yang diolah di luar negeri tetap dicatat sebagai ekspor, meskipun hasil olahan barang tersebut akan kembali masuk ke wilayah Indonesia.
- c. Barang-barang berikut ini tidak termasuk dalam statistik ekspor, yaitu : pakaian dan barang-barang perhiasan penumpang, barang-barang yang dikirim untuk perwakilan Indonesia di luar negeri, barang-barang untuk ekspedisi dan ekshibisi/pameran, pembungkus/peti kemas untuk diisi di luar negeri, uang dan surat-surat berharga, barang-barang contoh dan barang-barang yang dikirim ke luar negeri untuk diperbaiki.

#### **F. SISTEM PENGOLAHAN**

Data dalam publikasi ini mencakup dokumen-dokumen ekspor periode pencatatan April 2019 yang diterima Badan Pusat Statistik, yang terdiri dari dokumen kepabeanan (PEB) dan dokumen dari sumber lainnya (non PEB).

## **G. KLASIFIKASI JENIS BARANG**

Penggolongan barang di dalam publikasi periode April 2019 ini menggunakan Klasifikasi menurut Buku Tarif Kepabeanan Indonesia 2017 (BTKI-2017) yang didasarkan atas *Harmonized System* (HS) merupakan pembaruan dari BTKI tahun 2012. Versi yang terakhir ini mengalami perubahan yang relatif besar dibanding sistem pengkodean versi sebelumnya yaitu penggolongan barang dari 10 digit menjadi 8 digit serta perubahan pada penggolongan/pengelompokan barang maupun pendefinisianya.

## **H. PERIODE REFERENSI**

Periode penentuan ekspor adalah tanggal diberikannya izin muat barang tersebut oleh pejabat Kantor Pelayanan Bea dan Cukai setelah diadakan pemeriksaan seperlunya.

## **I. NILAI BARANG**

Nilai barang yang dicatat untuk Statistik Ekspor adalah nilai FOB (dolar AS).

## **J. SATUAN BARANG**

Sejak tahun 1975 ekspor disajikan dalam berat bersih (kg).

## **K. NEGARA TUJUAN**

Yang dimaksud dengan negara tujuan adalah negara tujuan akhir (*last known destination*) yang diketahui dimana barang tersebut akan dikonsumsi atau diperdagangkan.

## **L. PELABUHAN MUAT**

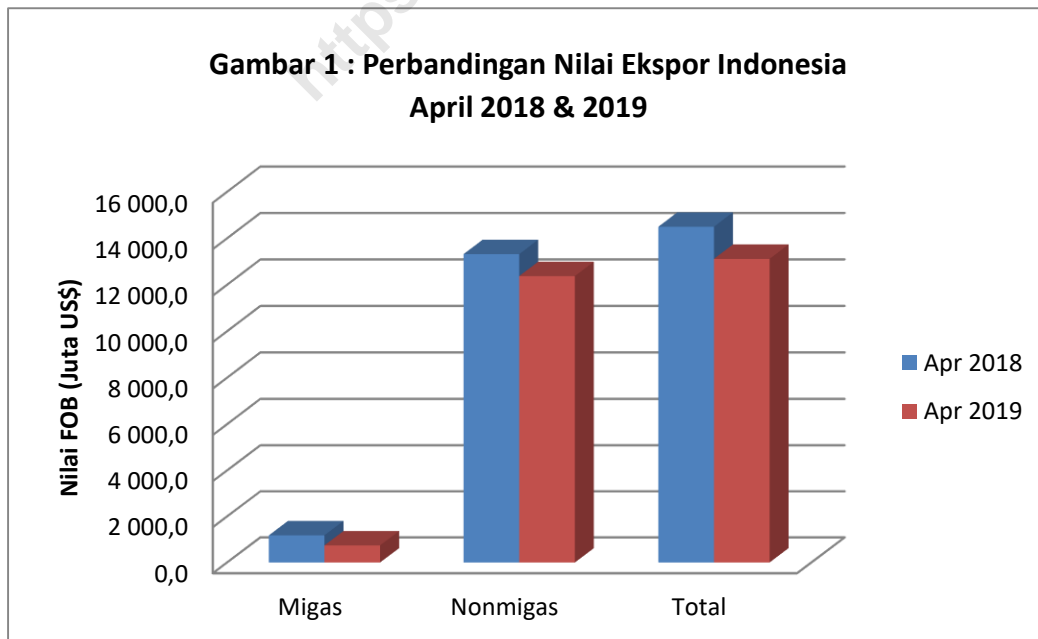
Yang dimaksud dengan pelabuhan muat ekspor adalah pelabuhan muat dimana surat izin muat ekspor tersebut dikeluarkan.

## RINGKASAN

Ekspor Indonesia pada bulan April 2019 mencapai nilai US\$13.113,6 juta dengan volume 52.457,9 ribu ton, yang terdiri dari US\$741,9 juta hasil ekspor minyak dan gas bumi dan US\$12.371,8 juta hasil ekspor komoditi nonmigas.

Dibandingkan periode yang sama tahun 2018, nilai ekspor turun US\$1.382,6 juta, karena adanya penurunan ekspor dari kelompok nonmigas sebesar US\$945,7 juta atau turun 7,10 persen dibanding nilai ekspor April 2018. Demikian pula ekspor migas mengalami penurunan sebesar US\$436,9 juta.

Dengan demikian, dapat dilihat bahwa penerimaan dari sektor migas kurang maksimal dan perlu ditingkatkan untuk mencapai kinerja yang optimal. Demikian pula halnya dengan ekspor nonmigas pada April 2019 yang mengalami penurunan kinerja yang cukup besar dibandingkan periode yang sama pada tahun 2018. Harga minyak mentah Indonesia pada bulan April 2019 sebesar US\$68,31 per barelnya, naik sebesar US\$0,88 per barel dibandingkan bulan April 2018.

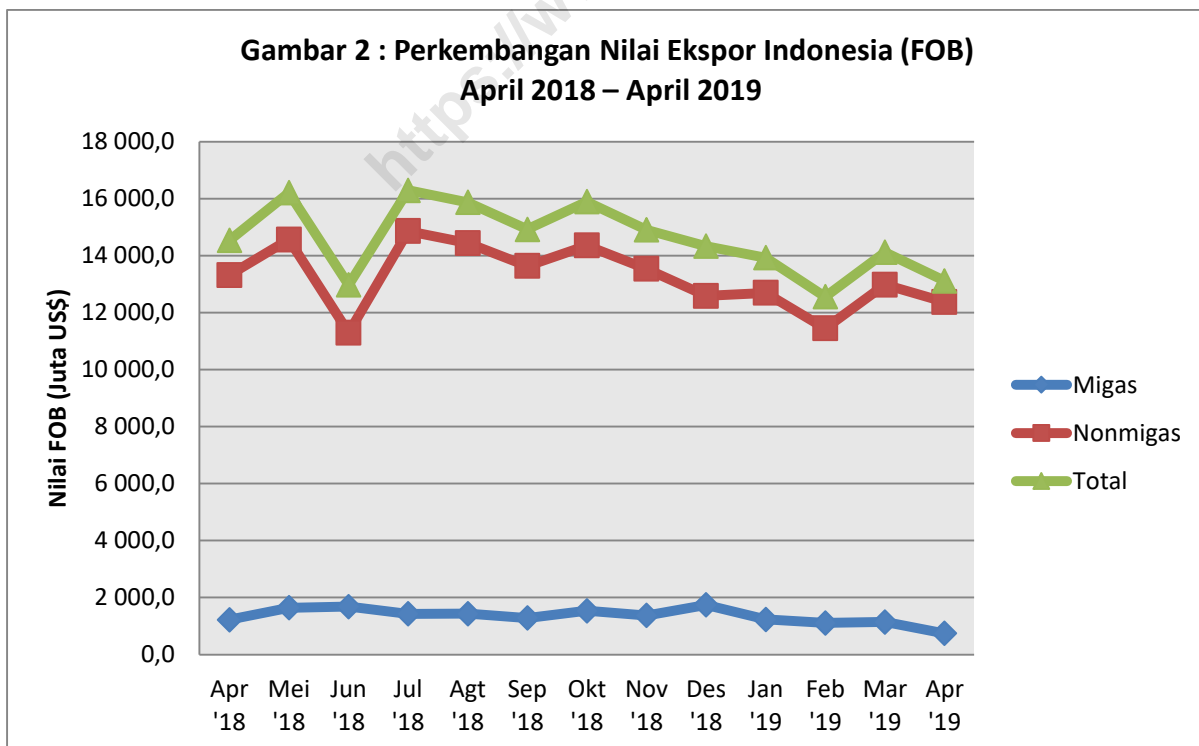


Sumber : dokumen PEB, non PEB, diolah

Pada Gambar 1 ditampilkan perbandingan nilai ekspor periode April 2018 dan 2019. Sedangkan trend perkembangannya dari bulan April 2018 sampai dengan April 2019 disajikan pada Gambar 2. Nilai ekspor kelompok migas pada April 2018 senilai US\$1.178,8 juta yang terdiri dari minyak mentah, hasil minyak dan gas masing-masing senilai US\$302,4 juta, US\$146,3 juta dan US\$730,1 juta. Sedangkan pada April 2019 untuk kelompok migas secara keseluruhan memberikan sumbangan nilai ekspor sebesar US\$741,9 juta atau mengalami penurunan sebesar US\$436,9 juta dibandingkan dengan periode

yang sama tahun 2018 dengan rincian minyak mentah US\$177,6 juta, hasil minyak US\$117,7 juta dan gas US\$446,6 juta.

Nilai ekspor untuk kelompok nonmigas yang terdiri dari hasil pertanian, hasil industri pengolahan serta hasil tambang dan lainnya pada bulan April 2018 masing-masing US\$298,5 juta, US\$10.681,7 juta, dan US\$ 2.337,2 juta. Sementara itu pada periode April 2019 masing-masing mencapai US\$252,3 juta, US\$9.932,5 juta, dan US\$2.187,0 juta.



Sumber : dokumen PEB, non PEB, diolah

Nilai ekspor Indonesia April 2019 mencapai US\$13,11 miliar atau turun sebesar 7,14 persen dibanding ekspor Maret 2019, dan turun sebesar 9,54 persen dibanding ekspor April 2018.

Ekspor nonmigas April 2019 mencapai US\$12,37 miliar atau turun sebesar 4,70 persen dibanding nilai ekspor nonmigas Maret 2019, dan turun 7,10 persen dibanding ekspor nonmigas April 2018.

Dipandang dari negara tujuan ekspor utama (Tabel A) ekspor ke Tiongkok April 2019 mencapai angka terbesar yaitu US\$2,16 miliar, disusul Amerika Serikat US\$1,46 miliar dan Jepang US\$1,16 miliar, dengan kontribusi ketiganya mencapai 36,44 persen. Untuk negara utama, peningkatan terbesar terjadi ke Tiongkok dengan peningkatan sebesar US\$120,1 juta, Taiwan sebesar US\$75,8 juta peningkatannya, dan Thailand dengan peningkatan sebesar US\$21,7 juta. Untuk ekspor ke Uni Eropa (28 negara) sebesar US\$1,25 miliar, menunjukkan penurunan ekspor dibandingkan dengan nilai ekspor pada periode yang sama tahun 2018.

Dari Tabel A juga terlihat bahwa sebagian besar negara tujuan utama ekspor mengalami penurunan nilai. Penurunan terbesar terjadi pada negara Jepang dengan persentase penurunan 28,79 persen, negara Singapura dengan persentase penurunan

25,75 persen dan negara Korea Selatan dengan persentase penurunan 23,32 persen.

Pada Tabel B ekspor golongan barang HS 2 digit utama terlihat bahwa sebagian nilai ekspor mengalami peningkatan. Peningkatan terbesar terjadi pada besi dan baja sebesar US\$194,8 juta yang merupakan komoditi terbesar ke-5 untuk ekspor April 2019 dan komoditi terbesar ke-13 untuk ekspor April 2018.

Sedangkan penurunan terbesar ekspor golongan barang HS 2 digit utama April 2019 terjadi pada lemak dan minyak hewan/nabati sebesar US\$436,0 juta yang merupakan komoditi ekspor ke-2 terbesar pada April 2019 dan 2018.

Menurut sektor, ekspor hasil industri pengolahan April 2019 turun sebesar 7,01 persen dibanding ekspor hasil industri pengolahan periode yang sama tahun 2018, ekspor hasil tambang & lainnya turun sebesar 6,43 persen, demikian pula ekspor hasil pertanian turun sebesar 15,50 persen.

Berdasarkan Tabel C total ekspor Indonesia menurut provinsi pelabuhan muat, ekspor Indonesia terbesar pada periode April 2019 berasal dari DKI Jakarta dengan nilai US\$4,19 miliar (31,97 persen), diikuti Jawa Timur sebesar US\$1,57 miliar (11,99 persen) dan Kalimantan Timur sebesar US\$1,33 miliar (10,17 persen).

**Tabel A. Total Ekspor Indonesia Menurut Negara Tujuan Utama  
April 2018 dan April 2019**

Negara Tujuan	Nilai FOB (Juta US\$)				Perubahan Apr'19 thd Apr'18 (Juta US\$)
	April 2018	April 2019	Jan-Apr 2018	Jan-Apr 2019	
(1)	(2)	(3)	(4)	(5)	(6)
<b>ASEAN</b>	<b>3 440,2</b>	<b>3 212,1</b>	<b>13 566,8</b>	<b>13 109,6</b>	<b>-228,1</b>
1 Singapura	1 099,7	816,5	4 411,1	3 995,2	-283,1
2 Malaysia	764,8	731,3	2 980,4	2 686,6	-33,4
3 Thailand	529,7	551,4	2 286,2	2 186,3	21,7
ASEAN Lainnya	1 046,1	1 112,9	3 889,1	4 241,4	66,8
<b>UNI EROPA</b>	<b>1 384,2</b>	<b>1 245,3</b>	<b>5 685,7</b>	<b>4 882,6</b>	<b>-138,9</b>
4 Germany, Fed. Rep. of	216,0	198,9	875,1	780,9	-17,1
5 France	85,1	88,2	344,7	250,4	3,1
6 United Kingdom	118,3	104,9	488,9	442,5	-13,3
Uni Eropa Lainnya	964,9	853,3	3 977,0	3 408,8	-111,6
<b>NEGARA UTAMA LAINNYA</b>	<b>7 460,1</b>	<b>6 885,6</b>	<b>30 732,8</b>	<b>27 581,3</b>	<b>-574,5</b>
7 China	2 041,8	2 161,9	8 828,4	7 915,8	120,1
8 Japan	1 632,2	1 162,4	6 631,6	5 387,3	-469,9
9 United States	1 511,6	1 455,0	6 105,6	5 658,1	-56,7
10 India	1 020,9	977,0	4 230,0	3 996,7	-43,9
11 Australia	218,1	193,1	903,4	668,2	-25,0
12 Korea, Republic Of	750,1	575,1	2 874,0	2 657,9	-174,9
13 Taiwan	285,4	361,2	1 159,8	1 297,3	75,8
<b>Total 13 Negara Tujuan Utama</b>	<b>10 273,6</b>	<b>9 376,9</b>	<b>42 119,1</b>	<b>37 923,2</b>	<b>-896,7</b>
<b>Lainnya</b>	<b>4 222,6</b>	<b>3 736,7</b>	<b>16 596,4</b>	<b>15 796,1</b>	<b>-485,9</b>
<b>Total Ekspor Indonesia</b>	<b>14 496,2</b>	<b>13 113,6</b>	<b>58 715,5</b>	<b>53 719,3</b>	<b>-1 382,6</b>

Sumber : dokumen PEB, non PEB, diolah

Pada Tabel 1 disajikan ekspor menurut 21 golongan barang HS. Disini terlihat bahwa perolehan devisa terbesar pada bulan April 2019 dari kelompok golongan barang V (Produk mineral) dengan nilai US\$2.967,4 juta atau sekitar 22,63 persen dari total ekspor, kelompok golongan barang III (Lemak, Minyak, Malam Nabati/Hewani) dengan nilai US\$1.188,4 juta atau sekitar 9,06 persen, serta kelompok golongan barang XVI (Mesin dan perlengkapan listrik, serta aksesorisnya) senilai US\$1.125,1 juta atau sekitar 8,58 persen.

Dibandingkan periode yang sama tahun sebelumnya, produk mineral mengalami penurunan 17,31 persen; begitu pula dengan lemak, minyak, malam nabati/hewani mengalami penurunan sebesar 26,84 persen. Hal yang sama terjadi pada mesin dan perlengkapan listrik, serta aksesorisnya yang turun sebesar 3,07 persen.

Pada Tabel 2 disajikan ekspor menurut HS 2 digit. Nilai ekspor yang mengalami pertumbuhan positif terbesar untuk bulan April 2019 dibandingkan dengan nilai ekspor April 2018 antara lain HS 43 (*furskins and artificial fur, manufactures thereof*) dengan tingkat pertumbuhan 576,01 persen dan nilai ekspor US\$83.019. Kemudian HS 51 (*wool, fine or coarse animal hair*) dengan besar tingkat

pertumbuhan mencapai 477,29 persen dan memiliki nilai ekspor mencapai US\$39.817, selanjutnya HS 45 (*cork and articles of cork*) yang memiliki tingkat pertumbuhan 326,80 persen dengan nilai ekspor US\$2.539. Untuk HS 86 (*railway and tramway locomotive; mechanical traffic and all kinds*) dengan tingkat pertumbuhannya sebesar 270,94 persen dan nilai ekspor mencapai US\$10,2 juta, serta HS 31 (*fertilizers*) dengan tingkat pertumbuhan mencapai 91,81 persen dengan nilai ekspor mencapai US\$59,9 juta.

Adapun jenis barang yang mengalami penurunan antara lain HS 10 (*cereals*) dengan penurunan ekspor 99,43 persen dengan nilai ekspor US\$0,1 juta, kemudian HS 78 (*lead and articles thereof*) yang mengalami penurunan mencapai 56,57 persen dengan total nilai ekspor mencapai US\$1,0 juta. Selanjutnya HS 36 (*explosive, pyrotechnic products; matches, pyrophonic alloys, certain combustible preparations*) dengan penurunan ekspor 50,98 persen dengan nilai ekspor US\$0,4 juta, diikuti HS 79 (*zink and articles thereof*) yang mengalami penurunan ekspor 45,44 persen dengan nilai ekspor sebesar US\$1,1 juta, dan HS 71 (*natural and cultured pearls, precious/semi stones*) yang mengalami penurunan ekspor 45,36 persen dengan nilai ekspor sebesar US\$285,7 juta.

**Tabel B. Total Ekspor Golongan Barang HS2 Digit Utama  
April 2018 dan April 2019**

Golongan Barang (HS)	Nilai FOB (Juta US\$)				Perubahan Apr'19 thd Apr'18 (Juta US\$)
	April 2018	April 2019	Jan-Apr 2018	Jan-Apr 2019	
(1)	(2)	(3)	(4)	(5)	(6)
1 Bahan bakar mineral (27)	3 082,0	2 669,7	13 305,6	11 811,8	-412,3
2 Lemak & minyak hewan/nabati (15)	1 624,4	1 188,4	6 789,6	5 510,7	-436,0
3 Mesin/peralatan listrik (85)	679,3	686,6	2 774,0	2 502,6	7,3
4 Kendaraan dan Bagiannya (87)	649,1	605,3	2 356,8	2 464,1	-43,8
5 Besi dan Baja (72)	364,0	558,8	1 618,3	2 194,5	194,8
6 Perhiasan/permata (71)	522,9	285,7	2 278,0	1 996,5	-237,2
7 Karet dan Barang dari karet (40)	605,6	552,8	2 253,5	1 956,9	-52,8
8 Mesin-mesin/Pesawat Mekanik (84)	481,4	438,4	1 922,9	1 680,3	-42,9
9 Alas kaki (64)	448,4	377,6	1 725,1	1 524,2	-70,8
10 Pakaian jadi bukan rajutan (62)	340,7	328,1	1 495,1	1 488,9	-12,6
<b>Total 10 Golongan Barang</b>	<b>8 797,8</b>	<b>7 691,6</b>	<b>36 519,0</b>	<b>33 130,6</b>	<b>-1 106,2</b>
<b>Lainnya</b>	<b>5 698,4</b>	<b>5 422,0</b>	<b>22 196,5</b>	<b>20 588,7</b>	<b>-276,4</b>
<b>Total Ekspor Indonesia</b>	<b>14 496,2</b>	<b>13 113,6</b>	<b>58 715,5</b>	<b>53 719,3</b>	<b>-1 382,6</b>

Sumber : dokumen PEB, non PEB, diolah



**Tabel C. Total Ekspor Indonesia Menurut Pelabuhan Muat Utama Tiap Provinsi  
Bulan April 2019 (Juta US\$)**

Provinsi	Nilai Fob (Juta US\$)	Pelabuhan Muat	Nilai Fob (Juta US\$)
(1)	(2)	(3)	(4)
ACEH	10,7	MEULABOH	9,8
SUMATERA UTARA	607,1	BELAWAN	587,3
SUMATERA BARAT	104,3	PADANG/TL.BAYUR	104,2
RIAU	972,5	DUMAI	662,6
JAMBI	81,8	JAMBI	49,5
SUMATERA SELATAN	378,3	MUSI RIVER/BOOM BARU	357,1
BENGKULU	10,7	PULAU BAAI	10,7
LAMPUNG	174,6	PANJANG	106,3
KEPULAUAN BANGKA BELITUNG	123,2	PANGKAL BALAM	12,7
KEPULAUAN RIAU	912,6	BATU AMPAR	337,8
DKI JAKARTA	4 192,7	TANJUNG PRIOK	3 758,3
JAWA BARAT	15,0	BALONGAN	13,8
JAWA TENGAH	542,2	TANJUNG EMAS	521,8
DI YOGYAKARTA	1,2	ADI SUCIPTO (U)	1,2
JAWA TIMUR	1 571,7	TANJUNG PERAK	1 264,2
BANTEN	160,0	TANJUNG LENENG	40,9
BALI	27,8	NGURAH RAI (U)	27,8
NUSA TENGGARA BARAT	0,0	BENETE	0,0
NUSA TENGGARA TIMUR	1,1	ATAPUPU	1,1
KALIMANTAN BARAT	105,4	KENDAWANGAN	51,8
KALIMANTAN TENGAH	15,6	KUMAI	13,4
KALIMANTAN SELATAN	669,7	BANJARMASIN	418,3
KALIMANTAN TIMUR	1 333,0	SAMARINDA	398,4
KALIMANTAN UTARA	77,1	LINGKAS TARAKAN	62,1
SULAWESI UTARA	25,4	BITUNG	13,0
SULAWESI TENGAH	446,7	KOLONEDALE	276,4
SULAWESI SELATAN	71,0	BALANTANG/MALILI	0,0
SULAWESI TENGGARA	147,7	KENDARI	127,3
GORONTALO	0,0	GORONTALO	0,0
SULAWESI BARAT	0,0	MAMUJU	0,0
MALUKU	0,0	BULA	-
MALUKU UTARA	61,8	OBI ISLAND	60,0
PAPUA BARAT	114,8	BINTUNI, IRIAN JAYA	111,3
PAPUA	158,1	AMAMAPARE	144,7
<b>Total Ekspor Indonesia</b>	<b>13 113,6</b>	<b>Total Pelabuhan Utama</b>	<b>9 544,0</b>

Sumber : dokumen PEB, non PEB, diolah

Tabel 1. Ekspor Indonesia menurut 21 Golongan Barang

April 2019

Golongan	Uraian golongan barang	Berat bersih (Kg)		Nilai F.O.B. ( U S \$ )	
		Bulan ini	Kumulatif	Bulan ini	Kumulatif
(1)	(2)	(3)	(4)	(5)	(6)
I	Binatang Hidup; Produk Hewani	63 745 050	256 561 072	294 508 880	1 145 436 414
II	Produk Nabati	301 641 428	1 536 901 952	232 305 652	976 734 179
III	Lemak, Minyak, Malam Nabati/hewani	2 203 039 632	10 292 570 712	1 188 404 791	5 510 734 970
IV	Olahan Makanan, minuman, Minuman Keras, Tembakau	699 755 200	2 735 092 282	595 468 746	2 209 341 523
V	Produk Mineral	44 756 987 339	183 056 887 643	2 967 379 321	12 955 788 932
VI	Produk Industri Kimia atau Produk Industri Terkait	1 510 066 739	5 095 960 617	1 064 828 286	3 807 337 667
VII	Plastik, Karet, dan Barang-barang Daripadanya	459 491 066	1 657 373 450	771 809 737	2 779 695 188
VIII	Kulit, Kulit Samak dan Barang Daripadanya	4 081 991	13 826 859	83 114 482	280 240 661
IX	Kayu dan Barang dari Kayu, Barang Anyaman, dll	383 537 807	1 680 309 778	317 880 681	1 313 248 370
X	Pulp, Kertas dan Barang Daripadanya	977 827 594	3 271 457 684	677 222 019	2 331 132 453
XI	Tekstil dan Barang Tekstil	197 824 508	801 545 703	1 006 210 579	4 376 394 076
XII	Alas Kaki, Payung, Bunga Tiruan, dll	21 321 312	84 536 677	414 519 353	1 677 590 606
XIII	Barang dari Batu, Semen, Mika, Keramik, Kaca, dll	109 101 079	454 108 900	61 096 555	243 694 770
XIV	Mutiara, Batu Mulia/Semi Mulia, Logam Mulia/Semi Mulia, dll	234 979	914 677	285 733 376	1 996 518 261
XV	Logam Tidak Mulia dan Barang Daripadanya	536 984 151	2 206 754 230	1 049 572 889	4 035 835 985
XVI	Mesin dan Perlengkapan Elektris, serta Aksesoris dari Barang Tersebut	89 748 961	356 764 663	1 125 063 349	4 182 907 304
XVII	Kendaraan, Pesawat Terbang, Kapal dll	81 446 914	324 402 534	631 450 023	2 560 416 856
XVIII	Alat Optis, Fotografi, Musik, Jam dll	7 112 698	26 109 301	105 943 898	386 559 514
XIX	Senjata dan Amunisi; Bagian dan Aksesorisnya	1	288	75	157 995
XX	Bermacam-macam Barang Hasil Pabrik	53 729 093	214 368 607	235 124 894	926 220 368
XXI	Karya Seni, Barang Kolektor dan Barang Antik	249 289	1 229 375	5 984 354	23 326 407
	<b>Total Ekspor</b>	<b>52 457 926 827</b>	<b>214 067 677 003</b>	<b>13 113 621 938</b>	<b>53 719 312 501</b>

Sumber : dokumen PEB dan non PEB, diolah

Tabel 2. Ekspor Indonesia menurut kode HS 2 digit

April 2019

H S	Uraian golongan barang	Berat bersih (Kg)		Nilai F.O.B. ( U S \$ )	
		Bulan ini	Kumulatif	Bulan ini	Kumulatif
(1)	(2)	(3)	(4)	(5)	(6)
01	Live animals	2 592 196	9 966 482	5 234 983	21 150 612
02	Meat and edible meat offal	257 400	1 012 601	1 076 404	4 131 406
03	Fish and crustaceans, Molluscs and other aquatic invertebrates	56 616 518	228 215 071	255 729 112	1 007 046 680
04	Dairy products, bird's eggs; natural honey, edible products of animal	2 231 028	9 978 050	30 840 579	104 999 804
05	Products of animal origin, not elsewhere specified or included	2 047 908	7 388 867	1 627 802	8 107 912
06	Live trees and other plants; bulbs, roots and the like; cut flowers and ornamental foliage	610 550	2 902 787	1 347 316	6 031 204
07	Edible vegetables and certain roots and tubers	9 506 309	26 064 687	7 456 638	24 910 747
08	Edible fruits and nuts; peel of citrus fruit or melons	88 987 617	331 173 256	59 168 655	256 106 177
09	Coffee, tea, mate, and spices	35 861 981	153 584 206	112 167 949	473 165 770
10	Cereals	136 667	543 552	125 235	408 445
11	Products of the milling industry; malt, starches; inulin;wheat gluten	8 932 773	32 146 844	4 357 141	15 715 379
12	Oil seeds and oleaginous fruits; grains,seed, and fruits; industrial or medical plants; straw and fodder	23 451 809	96 834 212	26 023 707	93 626 713
13	Lac; gums; resins and other vegetable saps and extracts	5 403 504	21 839 595	12 678 957	49 710 001
14	Vegetable plaiting materials; vegetable products	128 750 217	871 812 812	8 980 054	57 059 744
15	Animal or vegetable oils/fats and their cleavage products; prepared edible fats; animal or vegetables waxes	2 203 039 632	10 292 570 712	1 188 404 791	5 510 734 970
16	Preparations of meat/fish/crustaceans/molluscs or other aquatic	16 525 146	57 932 453	104 468 491	392 112 357
17	Sugar and sugar confectionery	63 433 978	161 891 120	22 600 053	80 177 837
18	Cocoa and cocoa preparations	26 258 689	89 073 648	88 200 671	310 231 536
19	Preparations of cereals, flour, starch or milk; pastrycooks' products	37 019 496	137 337 841	75 005 246	283 962 182
20	Preparations of vegetables, fruits, nuts or other part of plants	20 957 341	79 075 420	19 458 376	76 993 071
21	Miscellaneous edible preparations	42 460 991	149 925 672	109 027 368	382 165 567
22	Beverages, spirit, and vinegar	24 358 292	96 715 062	13 007 322	49 488 664
23	Residues and waste from the food industries	456 099 418	1 917 579 441	59 001 372	239 053 365
24	Tobacco and manufactured tobacco substitutes	12 641 848	45 561 624	104 699 845	395 156 944
25	Salts; sulphur; earths and stone; plastering materials, lime and	1 259 494 094	5 320 433 278	30 481 080	121 815 795
26	Ores, slag, and ash	3 421 454 082	14 152 292 944	267 195 244	1 022 218 118
27	Mineral fuels, mineral oils and products of their distillation; bituminous substances; mineral waxes	40 076 039 163	163 584 161 420	2 669 702 997	11 811 755 020
28	Inorganic chemicals	275 970 856	1 049 874 586	94 471 642	358 049 440
29	Organic chemicals	288 734 445	1 152 288 730	246 988 235	1 043 072 843
30	Pharmaceutical products	1 817 920	7 390 690	40 115 569	155 692 588
31	Fertilizers	228 092 052	459 644 281	59 908 051	127 959 580
32	Tanning or dyeing extracts,tannins and their derivatives;dyes, pigments and other colouring matter; paints and varnishes; putty and other mastics; ink	10 463 550	40 837 633	48 828 235	147 827 843
33	Essential oils and resinoids; perfumery, cosmetic or toilet preparation	7 800 564	31 375 636	62 504 060	252 108 212
34	Soap, organic surfasce-active agents, washing, and lubricating	89 248 102	342 716 630	80 609 591	316 338 917
35	Albuminoidal substances; modified starches; glues; enzymes	1 735 145	7 072 434	4 948 739	19 078 484
36	Explosives; pyrotechnic products; matches; pyrophonic alloys; certain combustible preparations	281 428	2 362 912	405 028	3 365 294
37	Photographic and cinematographic goods	5 540	21 437	78 808	353 522
38	Miscellaneous chemical products	605 917 137	2 002 375 649	425 970 330	1 383 490 945
39	Plastics and articles thereof	150 697 061	562 220 226	218 963 162	822 783 667
40	Rubber and articles thereof	308 794 005	1 095 153 224	552 846 575	1 956 911 521
41	Raw hides, skins(other than furskins), and leather	256 926	1 260 925	7 284 098	29 446 420
42	Articles of leather; saddlery and harness; travel goods, handbags and similar containers	3 816 687	12 554 551	75 747 365	250 680 779
43	Furskins and artificial fur; manufactures thereof	8 378	11 384	83 019	113 462
44	Wood and articles of wood; wood charcoal	381 764 196	1 672 966 816	309 882 544	1 280 029 442
45	Cork and articles of cork	1 202	36 168	2 539	61 413
46	Manufactured of straw or other plaiting materials; basketware and	1 772 409	7 306 794	7 995 597	33 157 515

Tabel 2. Ekspor Indonesia menurut kode HS 2 digit

April 2019

H S	Uraian golongan barang	Berat bersih (Kg)		Nilai F.O.B. ( U S \$ )	
		Bulan ini	Kumulatif	Bulan ini	Kumulatif
(1)	(2)	(3)	(4)	(5)	(6)
47	Pulp of wood or of other fibrous cellulosic material; recovered (waste and scrap) paper or paperboard	508 551 462	1 523 850 823	293 219 087	882 750 747
48	Paper and paperboard; articles of paper pulp or of paper/paperboard	468 720 871	1 745 116 331	380 975 564	1 438 643 503
49	Printed books, newspapers, pictures, and other products of the printing industry	555 261	2 490 530	3 027 367	9 738 203
50	Silk	4 738	36 720	47 255	278 504
51	Wool, fine or coarse animal hair; horse hair yarn, woven fabrics	4 876	20 208	39 817	197 852
52	Cotton	25 639 213	110 013 534	67 691 738	292 017 492
53	Other vegetable textile fibres; paper yarns and woven fabrics of	3 701 802	13 192 349	1 322 175	6 059 115
54	Man-made filaments	21 707 357	88 363 748	70 881 091	289 131 772
55	Man-made staple fibres	103 228 766	400 277 424	207 077 259	801 236 478
56	Wadding, felt, and non-wovens; special yarn; twine, cordage, ropes and cables and articles thereof	3 259 506	13 233 407	13 078 932	53 252 976
57	Carpets and other textile floor coverings	1 504 321	6 305 378	4 815 886	19 851 896
58	Special woven fabrics; tufted textile fabrics; lace; tapestries;	322 852	1 506 045	3 231 010	15 508 868
59	Impregnated, coated, covered or laminated textile fabrics	3 313 539	12 544 773	13 984 389	55 763 650
60	Knitted or crocheted fabrics	1 661 026	6 262 879	10 182 203	37 719 028
61	Articles of apparel and clothing accessories, knitted or crocheted	15 646 942	72 396 951	271 808 138	1 256 166 759
62	Articles of apparel and clothing accessories, not knitted or crocheted	14 476 562	64 275 418	328 081 256	1 488 934 952
63	Other made up textile articles; sets; worn clothing and worn textile articles; rags	3 353 008	13 116 871	13 969 428	60 274 735
64	Footwear, gaiters and the like; parts of such articles	19 961 818	79 280 457	377 635 025	1 524 236 954
65	Headgear and parts thereof	518 482	1 661 836	6 026 252	22 160 875
66	Umbrellas, walking sticks, seat-sticks, whips, riding-crops and parts	59 187	193 142	159 703	896 265
67	Prepared feathers and articles; artificial flowers; articles of human	781 825	3 401 242	30 698 374	130 296 512
68	Articles of stone, plaster, cement, asbestos, mica or similar material	42 619 534	204 785 191	12 100 504	51 094 236
69	Ceramic products	27 520 617	99 456 287	26 325 582	107 578 115
70	Glass and glassware	38 960 927	149 867 422	22 670 470	85 022 419
71	Natural and cultured pearls, precious/semi precious stones, and precious metal, and articles thereof, imitation jewellery; coin	234 979	914 677	285 733 376	1 996 518 261
72	Iron and steel	429 382 838	1 799 829 428	558 835 319	2 194 469 232
73	Articles of iron and steel	48 832 847	178 159 974	100 621 881	388 031 709
74	Copper and articles thereof	26 295 792	90 957 990	166 064 722	557 221 149
75	Nickel and articles thereof	4 495 375	21 803 434	37 769 931	165 434 878
76	Aluminium and articles thereof	18 384 573	76 467 792	49 556 334	209 673 704
78	Lead and articles thereof	328 835	2 346 009	1 041 778	6 259 499
79	Zinc and articles thereof	736 506	3 730 069	1 123 250	6 024 647
80	Tin and articles thereof	5 790 226	21 058 953	118 014 432	437 354 340
81	Other base metal; cermets; and articles thereof	242 707	948 841	1 331 883	5 310 080
82	Tools, implements, cutlery, spoon and forks, of base metal and parts	591 869	2 365 425	7 243 457	32 395 656
83	Miscellaneous articles of base metal	1 902 583	9 086 315	7 969 901	33 661 093
84	Nuclear reactors, boilers, machinery and mechanical appliances;	53 612 174	212 376 892	438 438 082	1 680 323 440
85	Electrical machinery and equipments; sound recorders/reproducers	36 136 786	144 387 771	686 625 266	2 502 583 865
86	Railway and tramway locomotive, mechanical traffic, and all kinds	1 759 826	6 313 964	10 239 930	32 970 333
87	Vehicles other than railway/tramway, and parts and accessories	70 969 983	287 926 094	605 307 281	2 464 132 048
88	Aircraft and its components	48 078	220 218	6 085 779	25 815 088
89	Ships, boat, and floating structures	8 669 027	29 942 257	9 817 034	37 499 386
90	Optical, photographic, cinematographic, measuring, checking,	2 206 591	7 533 373	53 727 880	187 121 212
91	Clocks and watches and parts thereof	19 932	79 980	1 400 981	6 727 582
92	Musical instruments; parts and accessories of such articles	4 886 175	18 495 948	50 815 037	192 710 721
93	Arms and ammunition; parts and accessories thereof	1	288	75	157 995
94	Furniture, bedding, mattress supports, cushions and stuffed	39 536 326	160 851 107	157 006 392	650 642 518

Tabel 2. Ekspor Indonesia menurut kode HS 2 digit

April 2019

HS	Uraian golongan barang	Berat bersih (Kg)		Nilai F.O.B. ( U S \$ )	
		Bulan ini	Kumulatif	Bulan ini	Kumulatif
(1)	(2)	(3)	(4)	(5)	(6)
95	Toys, games and sports requisiters; parts and accessories thereof	3 219 523	11 755 769	38 778 326	132 845 516
96	Miscellaneous manufactured articles	10 973 243	41 761 732	39 340 175	142 732 334
97	Works of arts, collectors' piece and antiques	108 498	602 718	299 496	1 782 840
99	Postal packages, parcels, and returned goods	140 791	626 657	5 684 858	21 543 567
	<b>Total Ekspor</b>	<b>52 457 926 827</b>	<b>214 067 677 003</b>	<b>13 113 621 938</b>	<b>53 719 312 501</b>

Sumber : dokumen PEB dan non PEB, diolah

<https://www.bps.go.id>

Tabel 3 : Ekspor Indonesia menurut Komoditi ( Kode HS 8 digit )

April 2019

Kode H S	Uraian golongan barang	Berat bersih (Kg)		Nilai F.O.B. ( U S \$ )	
		Bulan ini	Kumulatif	Bulan ini	Kumulatif
(1)	(2)	(3)	(4)	(5)	(6)
01039200	Live swine, other than breeding animals, weighing 50 kg or more	2 566 285	9 803 098	5 018 582	19 487 173
01042090	Live goats, other than pure-bred breeding animals	-	6 870	-	109 741
01051110	Live breeding fowls of the species Gallus domesticus, weighing not more than 185g	215	2 555	6 902	44 929
01051190	Live fowls spec Gallus domesticus, weight not more than 185g, other than breeding	-	32	-	1 600
01061400	Live rabbits and hares	-	55	-	483
01061900	Mammals other than primates, marine mammals, camels, rabbit and hares	815	1 983	26 621	44 352
01062000	Live reptiles (including snakes and turtles)	24 756	151 040	173 383	1 372 334
01063200	Live psittaciformes (including parrots, parakeets, macaws and cockatoos)	22	264	5 500	70 916
01063900	Live birds, other than birds of prey, Psittaciformes, ostriches and emus (Dromaius novaehollandiae)	-	143	-	670
01064900	Live insects, other than bees	11	77	2 100	8 395
01069000	Live animals, other than mammals, reptiles, birds, and insects	92	365	1 896	10 019
02068000	Edible offal of sheep, goats, horses, asses, mules or hinnies, fresh or chilled	-	232	-	1 153
02085000	Meat and edible meat offal of reptiles (incl snakes and turtles), fresh, chilled or frozen	-	47 452	-	42 642
02089010	Frogs' legs fresh, chilled or frozen	163 860	505 742	1 018 190	3 254 223
02089090	Meat&edible meat offal of animals oth thn rabbits/hares, primates, marine mammals, reptiles, & camels, fresh, chilled/frozen	-	25 424	-	224 355
02101990	Meat of swine, salted, in brine, dried or smoked other than hams, shoulders bone in, bellies, bacon or boneless hams	-	2 509	-	17 616
02109300	Meat & edible offal, incl edible flours, of reptiles (including snakes and turtles)	93 541	423 467	58 214	556 686
02109990	Meat&edible meat offal, salted, in brine, dried/smoked; edible flours&meals of meat/meat offal, n.e.c in heading 0210	-	7 775	-	34 730
03011111	Botia (Chromobotia macracanthus), fry	195	927	6 122	32 168
03011119	Live freshwater ornamental fish, fry, other than Botia	5 321	13 421	53 244	425 136
03011191	Koi carp (Cyprinus carpio)	-	620	-	5 788
03011192	Goldfish (Carassius auratus)	102	206	893	3 227
03011193	Siamese fighting fish (Beta splendens)	361	1 942	6 599	24 468
03011194	Oscars (Astonotus ocellatus)	94	422	1 226	4 115
03011195	Arowanas (Scleropages formosus)	5 499	18 837	673 508	2 174 901
03011196	Arowanas Jardini (Scleropages jardini)	532	982	17 935	63 466
03011199	Live ornamental freshwater fish other than koi carp, goldfish, Beta splendens, oscars, and arowanas	73 356	301 716	1 559 960	5 861 807
03011910	Live marine ornamental fish, fry	1 989	16 633	31 292	338 384
03011991	Banggai cardinal fish (Pterapogon kauderni), live	136	1 220	6 043	28 530
03011992	Napoleon wrasse (Cheilinus undulatus), live	200	3 830	1 000	157 750
03011999	Live marine ornamental fish, other than fry	38 066	184 292	541 313	2 299 264
03019200	Live eels (Anguilla spp)	417 877	1 730 727	685 563	2 965 164
03019310	Live carp (family of Cyprinidae), breeding other than fry	355	647	710	1 444
03019390	Live carp (family of Cyprinidae), other than breeding	276	317	552	634
03019911	Live fry fish, Milkfish and Grouper, breeding	103 100	252 231	1 212 789	4 066 214
03019919	Live fry fish, Milkfish and Grouper, other than breeding	35 136	76 008	74 453	405 949
03019921	Live fry fish, other than Milkfish and Grouper, breeding	-	40	-	4 310
03019929	Live fry fish, other than Milkfish and Grouper, other than breeding	-	129	-	4 732
03019949	Live freshwater fish, other than ornamental, other tilapias and carp	12 437	46 728	88 489	311 704
03019952	Live Grouper	175 761	969 259	1 700 618	8 117 039
03019959	Live marine fish other than milkfish (breeding), grouper, trout, eels, carp, bluefins tunas	43 117	88 496	238 442	455 834
03021900	Fresh/chilled salmonidae o.t trout, pacific/atatlantic/danube salmon, excl edible fish offal of subheadings 030291-030299	1 050	238 863	2 100	427 657
03022100	Halibut (Reinhardtius hipp, Hippoglossus hipp, Hipp stenolepis) fresh or chilled, excl fish fillets	850	1 000	3 600	4 050
03022400	Turbots (Psetta maxima) fresh or chilled, excl fish fillets	-	5	-	66
03022900	Fresh or chilled flat fish other than halibut, plaice, sole, and tubots, excl edible fish offal of subhead 030291-030299	7 257	26 303	14 137	52 565

Tabel 3 : Ekspor Indonesia menurut Komoditi ( Kode HS 8 digit )

April 2019

Kode H S	Uraian golongan barang	Berat bersih (Kg)		Nilai F.O.B. ( U S \$ )	
		Bulan ini	Kumulatif	Bulan ini	Kumulatif
(1)	(2)	(3)	(4)	(5)	(6)
03023200	Yellowfin tunas (Thunnus albacares), fresh or chilled, excl fish fillets	192 404	674 984	932 471	3 265 519
03023400	Bigeye tunas (Thunnus obesus) fresh or chilled, excl fish fillets	33 372	177 602	251 368	1 340 779
03023600	Southern bluefin tunas (Thunnus maccoyii), fresh or chilled, excl fish fillets	533	8 523	4 015	64 404
03023900	Fresh/chilled Tunas excl 030291-030299, o.t albacore,longfined/yellowfin/bigeye/atlantic&pacific&southern bluefin tunas	175	8 165	875	34 565
03024200	Anchovies (Engraulis spp), fresh/chilled, excl fillets, edible fish offal of subhead 0302.91-99	22 130	42 441	34 984	96 347
03024300	Sardines, sardinella, brisling/sprats, fresh/chilled, excl fillets, edible fish offal of subhead 0302.91-99	-	9	-	90
03024600	Cobia (Rachycentron canadum), fresh/chilled, excl fillets, edible fish offal of subhead 0302.91-99	250	250	750	750
03024700	Swordfish (Xiphias gladius), fresh/chilled, excl fillets, edible fish offal of subhead 0302.91-99	1 672	9 576	20 793	117 283
03024900	Indian mckrl,seerfish,jack,crevalle,silv pomfret,P.saury,scad,capelin,Kawa2,bonito,marlin,sailfish,spearfish ,fresh/chill	419 931	1 241 988	1 011 983	3 240 058
03027100	Tilapias (Oreochromis spp), fresh/chilled, excl fish fillets	200	3 629	142	3 725
03027300	Carp (as specified by the WCO), fresh/chilled, excl fish fillets	400	3 050	1 884	17 042
03027400	Eels (Anguilla spp), fresh or chilled, excl fish fillets	450	1 419	1 321	4 173
03028200	Rays and skates (Rajidae), excl edible fish offal of subheadings 0302.91 to 0302.99	93 043	358 470	275 551	669 716
03028400	Seabass (Dicentrarchus spp), excl edible fish offal of subheadings 0302.91 to 0302.99	-	226	-	2 117
03028911	Grouper, fresh or chilled, excluding edible fish offal	369 406	1 384 346	1 306 832	5 429 910
03028914	Fresh or chilled, excl edible fish offal of Savalai hairtails, Belanger's croakers, Reeve's croakers,bigeye croaker setc	52 446	221 129	150 654	525 732
03028917	Black pomfrets (Parastromatus niger), fresh or chilled, excluding edible fish offal	180 190	586 482	630 940	1 568 057
03028918	Mangrove red snappers (Lutjanus argentimaculatus), fresh or chilled, excluding edible fish offal	179 861	463 348	445 681	1 263 201
03028919	Marine fish, nec in heading 0302, fresh/chilled, exclude fillets, fish meat of 0304&edible fish offal of 030291-030299	3 107 411	11 134 857	5 307 297	19 539 962
03028929	Freshwater fish nec in head 0302,fresh/chilled,excl fish fillets&meat heading 03.04&edible offal subhead 0302.91-0302.99	166 461	1 233 118	409 676	3 623 955
03029900	Heads, tails, maws, fresh or chilled, and other edible fish offal, fresh or chilled	725	7 261	725	13 261
03031900	Salmonidae other than sockeye/other pacific/atlantic salmon, danube salmon&trout, frozen, excl subhead 0303.91-0303.99	-	26 792	-	40 187
03032300	Tilapias (Oreochromis spp), frozen, excl fillets	54 420	207 157	124 815	381 454
03032400	Catfish (Pangasius spp, Silurus spp, Clarias spp, Ictalurus spp) frozen, excl fillets	293 498	1 331 383	498 039	2 225 298
03032500	Carp frozen, excl fillets, fish meat of 0304, and edible fish offal of subheadings 030391 to 030399	-	117	-	234
03032600	Eels (Anguilla spp), frozen, excl fillets	530 446	1 959 899	816 684	3 132 455
03032900	Nile perch,snakeheads (Channa spp) frozen, excl fillets, fish meat of 0304, & edible fish offal of 030391 to 030399	-	29 054	-	43 355
03033100	Halibut (Reinhardtius hippoglossoides, Hippoglossus hippoglossus, Hippoglossus stenolepis) frozen, excl fillets	7 355	25 370	9 919	64 345
03033300	Sole (Solea spp), frozen, excluding fish fillets	2 000	2 000	3 200	3 200
03034100	Albacore or longfined tunas (Thunnus alalunga), frozen, excluding fish fillets	164 544	366 940	439 192	1 120 188
03034200	Yellowfin tunas (Thunnus albacares), frozen, excluding fish fillets	294 041	3 065 420	1 303 056	10 693 219
03034300	Skipjack or stripe-bellied bonito, frozen, excluding fish fillets	2 754 130	12 855 855	4 189 941	18 856 593
03034400	Bigeye tunas (Thunnus obesus), frozen, excluding fish fillets	4 842	317 790	10 803	1 272 860
03034900	Tunas (genus Thunnus),o.t albacore/longfined/yellowfin/bigeye/atlantic&pacific bluefin/southern bluefin tunas, frozen	407 720	1 210 892	650 182	1 952 668

Tabel 3 : Ekspor Indonesia menurut Komoditi ( Kode HS 8 digit )

April 2019

Kode H S	Uraian golongan barang	Berat bersih (Kg)		Nilai F.O.B. ( U S \$ )	
		Bulan ini	Kumulatif	Bulan ini	Kumulatif
(1)	(2)	(3)	(4)	(5)	(6)
03035300	Sardines, sardinella (Sardinella spp), brisling or sprats,frozen,excl fillets, edible fish offal of subhead 0303.91-99	27 422	82 863	21 841	73 120
03035410	Mackerel (Scomber scombrus, Scomber australasicus),frozen, excl fillets, edible fish offal of subhead 0303.91-99	90 903	240 809	145 122	433 856
03035420	Pacific mackerel (Scomber japonicus), frozen, excl fillets, edible fish offal of subheadings 0303.91 to 0303.99	3 540	3 540	4 048	4 048
03035600	Cobia (Rachycentron canadum), frozen, excl fillets, edible fish offal of subheadings 0303.91 to 0303.99	8 488	112 828	17 380	181 452
03035700	Swordfish (Xiphias gladius), frozen, excl fillets, edible fish offal of subheadings 0303.91 to 0303.99	214 237	561 527	1 253 234	3 262 183
03035910	Indian mackerels, Island mackerels, frozen, excl fillets, edible fish offal of subheadings 0303.91 to 0303.99	29 800	31 800	38 300	82 300
03035920	Silver pomfrets (Pampus spp), frozen, excl fillets, edible fish offal of subheadings 0303.91 to 0303.99	56 711	332 218	221 996	936 549
03035990	Seerfish, anchovies, crevalle, Pacific saury, scad, capelin, Kawakawa, bonito, marlin, sailfish, spearfish, frozen	1 221 000	3 438 287	3 225 775	9 817 844
03038100	Dogfish & other sharks, frozen, excl. edible fish offal of subheadings 0303.91-99	496 591	1 667 294	645 359	2 223 982
03038200	Rays and skates (Rajidae), frozen, excl. edible fish offal of subheadings 0303.91-99	52 042	140 292	79 225	324 723
03038400	Seabass (Dicentrarchus spp), frozen, excl. edible fish offal of subheadings 0303.91-99	-	20 698	-	36 588
03038911	Grouper, frozen, excl. edible fish offal of subheadings 0303.91-99	122 787	393 460	371 140	1 377 224
03038913	Bluntnose lizardfish, frozen, excl. edible fish offal of subheadings 0303.91-99	86 333	417 577	72 940	417 023
03038914	Savalai hairtails,belanger's,reeve's&bigeye, frozen, excl. edible fish offal of subheadings 0303.91-99	445 379	3 227 527	717 285	5 446 978
03038916	Torpedo scads, spotted sicklefish, frozen, excl. edible fish offal of subheadings 0303.91-99	-	3 269	-	33 934
03038917	Black pomfrets, frozen, excl. edible fish offal of subheadings 0303.91-99	457 250	1 619 957	912 316	3 271 749
03038918	Mangrove red snappers (lutjanus), frozen, excl. edible fish offal of subheadings 0303.91-99	238 891	610 451	736 792	2 154 982
03038919	Marine fish nec in heading 0303, excluding fish fillets and other fish meat of heading 03.04, frozen	7 701 669	25 984 492	11 790 008	39 572 550
03038926	Indian threadfins & silver grunts, frozen, excl. edible fish offal of subheadings 0303.91-99	-	51 065	-	55 224
03038929	Freshwater fish, nec in heading 0303, frozen, excluding fish fillets and other fish meat of heading 03.04.	1 270 157	3 521 964	1 694 691	4 876 923
03039100	Livers, roes and milt of fish, frozen	114 457	550 962	689 023	3 357 173
03039200	Shark fins, frozen	-	18 205	-	176 434
03039900	Heads, tails, maws of fish and other edible fish offal	60 764	132 813	60 954	182 884
03043100	Fresh or chilled fillets of tilapias (Oreochromis spp.)	3 024	11 055	22 331	84 246
03043200	Fresh or chilled fillets of Catfish	-	140	-	196
03044300	Fresh/chilled fillets of Flat fish(Pleuronectidae, Bothidae, Cynoglossidae, Soleidae, etc)	-	2 385	-	4 770
03044500	Fresh or chilled fillets of swordfish (Xiphias gladius)	215	31 558	1 795	185 889
03044800	Fresh or chilled fillets of rays and skates (Rajidae)	-	21	-	6
03044900	Fresh or chilled fillets of oth fish subheading 030441 - 030449	261 417	1 065 739	2 421 960	9 401 988
03045900	Fish meat, whether/not minced, other than fillets; fresh or chilled, other than HS 0304.51.00-0304.57.00	-	700	-	687
03046100	Frozen fillets of Tilapias (Oreochromis spp)	896 609	3 637 637	5 053 049	20 637 264
03046200	Frozen fillets of Catfish (Pangasius spp, Silurus spp, Clarias spp, Ictalurus spp)	-	29 800	-	62 394
03046900	Frozen fillets of carp, eels & snakeheads	25 294	106 449	324 045	786 914
03047500	Frozen fillets of Alaska Pollack (Theragra chalcogramma)	-	16 017	-	80 837
03048100	Frozen fillet of Pacific salmon (Oncorhynchus sp) Atlantic salmon (Salmo salar) and Danube salmon (Hucho hucho)	20 358	62 115	120 081	371 927
03048200	Frozen fillet of Trout (Salmo trutta, O mykiss, O clarki, O aguabonita, O gilae, O apache and Oncorhynchus chrysogaster)	17 281	92 697	233 451	1 031 724
03048400	Frozen fillet of Swordfish (Xiphias gladius)	72 453	422 101	588 997	3 207 702



Tabel 3 : Ekspor Indonesia menurut Komoditi ( Kode HS 8 digit )

April 2019

Kode H S	Uraian golongan barang	Berat bersih (Kg)		Nilai F.O.B. ( U S \$ )	
		Bulan ini	Kumulatif	Bulan ini	Kumulatif
(1)	(2)	(3)	(4)	(5)	(6)
03048700	Frozen fillet of Tunas (of the genus Thunnus), skipjack or stripe-bellied bonito (Euthynnus (Katsuwonus) pelamis)	1 993 526	7 876 917	18 493 560	70 301 150
03048800	Frozen fillet of Dogfish, other sharks, rays and skates (Rajidae)	6 825	6 825	18 645	18 645
03048900	Frozen fillet of fish other than HS 0304.61.00-0304.89.00	1 658 138	6 240 896	11 117 833	39 574 205
03049300	Tilapias, Catfish, Carp, Eels, Nile perch & snakeheads meat (whether or not minced), other than fillets, frozen	19 520	91 458	52 704	171 119
03049600	Dogfish and other sharks meat (whether or not minced), other than fillets, frozen	-	25 932	-	23 132
03049900	Fish Meat(won minced),o.t swordfish,Toothfish,Tilapia,Catfish,Carp,Eel,Nile perch&snakehead,Gadiforme,shark&Rajidae,froz	2 265 481	10 897 663	5 415 199	25 498 202
03051000	Flours, meals and pellets of fish	-	1 360	-	11 317
03052090	Livers, roes and milt of water marine fish, dried, smoked, salted or in brine	291 623	1 062 629	1 382 443	5 394 410
03053100	Fillets of tilapia,catfish,carp, eels, nile perch & snakehead,dried,salted,or in brine but not smoked	-	4 095	-	112
03053991	Fillets of freshwater fish, dried, salted,or in brine, but not smoked, other than HS 0305.31.00-0305.39.20	-	19 958	-	33 737
03053992	Fillets of oth marine fish, dried, salted,or in brine, but not smoked	18 048	88 063	72 207	213 186
03053999	Fillets of fish other than freshwater or marine fish, dried, salted, or in brine, but not smoked	-	20 000	-	87 290
03054900	Smoked fish other than Tilapia,Catfish,Carp,Eel,Nile perch&snakehead,Trout,Herring,Salmon Pacific/Atlantic/Danube	255 220	752 867	1 417 904	4 912 745
03055921	Dried fish of Anchovies, other than edible fish offal, whether or not salted but not smoked	104 783	392 671	944 829	3 771 751
03055929	Dried of marine fish, other than edible fish offal, whether or not salted but not smoked, other than anchovies	68 015	272 777	134 357	663 404
03055990	Dried of freshwater fish, other than edible fish offal, whether or not salted but not smoked	25 433	338 627	104 369	776 589
03056300	Anchovies (Engraulis spp) salted but not dried/smoked & fish in brine, ot edible fish offal	53 360	151 154	589 948	1 744 535
03056910	Marine fish, salted but not dried/smoked & fish in brine, ot edible fish offal, other than herring, cods, anchovies	12 000	31 078	6 091	14 811
03056990	Freshwater fish, salted but not dried/smoked & fish in brine,other than Tilapias,catfish,Carp,eels,Nile perch,snakeheads	16 042	31 990	21 627	42 959
03057100	Shark fins, salted but not dried or smoked and fish in brine	10 738	78 995	599 216	2 354 198
03057211	Fish maws of cod, salted but not dried or smoked and fish in brine	7 300	27 954	71 765	358 710
03057219	Fish maws of other than cods, salted but not dried or smoked and fish in brine	7 770	55 569	107 781	528 938
03057299	Fish heads and tails of fish other than cods, salted but not dried/smoked & fish in brine	878	878	9 355	9 355
03057990	Edible fish offal of other than Cod, salted or in brine, smoked whether/not cooked before or during the smoking process	9 655	115 314	255 776	803 823
03061110	Rock lobster & oth sea crawfish (Palinurus spp, Panulirus spp, Jasus spp), smoked, frozen,	-	6 872	-	130 120
03061190	Rock lobster & oth sea crawfish (Palinurus spp, Panulirus spp, Jasus spp), not smoked, frozen	732	68 725	15 261	642 327
03061210	Lobsters (Homarus spp), frozen and smoked	-	3 080	-	38 509
03061290	Lobsters (Homarus spp), frozen, not smoked	7 750	27 296	81 563	323 366
03061410	Soft shell crabs, frozen	8 047	40 123	46 772	259 631
03061490	Frozen crabs, other than softshell crabs	123 203	496 561	2 033 197	7 417 010
03061600	Cold-water shrimps and prawns (Pandalus spp, Crangon crangon), frozen	44 535	169 774	437 768	1 860 467
03061711	Giant tiger prawns (Penaeus monodon) headless, frozen	1 024 213	2 758 764	10 861 002	31 552 366
03061719	Giant tiger prawns (Penaeus monodon) with head, frozen	790 108	2 767 884	8 075 114	31 106 812
03061721	Whiteleg shrimps (Litopenaeus vannamei), headless, with tail frozen	1 266 886	6 162 443	10 140 695	48 509 660
03061722	Whiteleg shrimps (Litopenaeus vannamei), headless, without tail frozen	1 423 850	5 693 094	10 096 483	40 652 726
03061729	Whiteleg shrimps (Litopenaeus vannamei), with head and tail, frozen	6 141 146	21 602 806	47 249 340	169 324 465

Tabel 3 : Ekspor Indonesia menurut Komoditi ( Kode HS 8 digit )

April 2019

Kode H S	Uraian golongan barang	Berat bersih (Kg)		Nilai F.O.B. ( U S \$ )	
		Bulan ini	Kumulatif	Bulan ini	Kumulatif
(1)	(2)	(3)	(4)	(5)	(6)
03061790	Frozen shrimps and prawns, other than Giant tiger prawns, Whiteleg shrimp, Giant river prawns	1 729 390	6 487 648	14 535 873	57 085 897
03061900	Frozen crustaceans, other than subheading 0306.11-0306.17, including flours, meals & pellets, fit for human consumption	86 075	211 656	813 506	1 987 087
03063110	Rock lobster and other sea crawfish (Palinurus spp, Panulirus spp, Jasus spp) breeding	272	272	1 904	1 904
03063120	Rock lobster and other sea crawfish (Palinurus spp, Panulirus spp, Jasus spp) other than breeding, live	63 699	337 741	1 840 023	7 822 442
03063130	Rock lobster and other sea crawfish (Palinurus spp, Panulirus spp, Jasus spp) other than breeding, fresh or chilled	1 674	4 499	8 880	24 657
03063220	Lobsters (Homarus spp), other than breeding, live	1 411	6 903	12 183	58 809
03063230	Lobsters (Homarus spp), other than breeding, fresh or chilled	-	44	-	1 100
03063300	Crabs, live, fresh or chilled	689 278	3 190 590	5 374 305	19 581 607
03063530	Cold-water shrimps and prawns (Pandalus spp, Crangon crangon), other than breeding, fresh or chilled	142 620	464 719	273 540	950 687
03063611	Giant tiger prawns (Penaeus monodon), breeding	-	53 015	-	106 670
03063612	Whiteleg shrimps (Litopenaeus vannamei), breeding	-	4 314	-	10 693
03063619	Shrimps and prawns, breeding, other than giant tiger prawns, whiteleg shrimps, giant river prawns	5 538	22 494	95 773	398 419
03063622	Whiteleg shrimps (Litopenaeus vannamei), live	-	112	-	140 285
03063629	Shrimps and prawns, live, other than breeding, other than giant tiger prawns, whiteleg shrimps, giant river prawns	93 525	410 539	874 503	3 286 635
03063631	Giant tiger prawns (Penaeus monodon), fresh or chilled	14 689	56 756	436 511	540 472
03063632	Whiteleg shrimps (Litopenaeus vannamei), fresh or chilled	2 126	157 478	9 355	977 128
03063639	Shrimps and prawns, fresh or chilled, other than giant tiger prawns, whiteleg shrimps, giant river prawns	183 179	719 043	271 114	1 106 394
03063910	Crustaceans, live, other than subheading 0306.31-0306.36	1 622	7 057	2 205	11 557
03063920	Crustaceans, fresh or chilled, other than subheading 0306.31-0306.36	396	14 384	642	23 375
03069329	Crabs other than smoked, in airtight containers for retail sale	63 446	167 884	1 334 264	3 616 543
03069330	Crabs not in airtight containers for retail sale	11 280	182 147	19 835	1 677 882
03069529	Shrimps and prawns (other than in shell, cooked by steaming/boiling in water), in airtight containers for retail sale	14 800	179 923	22 126	942 352
03069530	Shrimps and prawns, not in airtight containers for retail sale	600	600	2 188	2 188
03071930	Oysters, smoked	-	0	-	40
03072110	Scallops, including queen scallops, of the genera Pecten, Chlamys or Placopecten, live	129	1 377	594	3 090
03072120	Scallops, including queen scallops, of the genera Pecten, Chlamys or Placopecten, fresh or chilled	25 064	114 156	15 448	77 773
03072200	Scallops, including queen scallops, of the genera Pecten, Chlamys or Placopecten, frozen	56 186	229 063	135 111	359 855
03073200	Mussels (Mytilus spp, Perna spp), frozen	-	4 980	-	3 984
03074211	Cuttle fish (Sepia officinalis, Rossia macrosoma, Sepiola spp) and squid (Ommastrephes spp, Loligo spp, etc), live	-	4 000	-	1
03074221	Cuttle fish (Sepia officinalis, Rossia macrosoma, Sepiola spp), squid (Ommastrephes spp, Loligo spp, etc), fresh/chilled	4 927	21 032	6 475	33 553
03074310	Cuttle fish (Sepia officinalis, Rossia macrosoma, Sepiola spp), squid (Ommastrephes spp, Loligo spp, etc), frozen	7 356 274	33 927 408	25 469 742	115 265 407
03074390	Cuttle fish & squid o.t Sepia officinalis, Rossia macrosoma, Sepiola, Ommastrephes, Loligo, Nototodarus, Sepioteuthis, frozen	1 079 980	3 439 359	3 793 642	12 681 244
03074921	Cuttle fish (Sepia officinalis, Rossia macrosoma, Sepiola spp), squid (Ommastrephes spp, etc), dried, salted/in brine	-	1 002 150	-	4 477 508
03074929	Cuttle fish and squid other than HS 0307.49.21, dried, salted or in brine	-	17 065	-	32 590
03075200	Octopus (Octopus spp), Frozen	2 015 858	8 151 766	10 926 130	46 319 267
03076010	Snails, other than sea snails, live	7 039	105 779	17 256	543 182
03076020	Snails, other than sea snails, fresh, chilled or frozen	54 604	243 553	105 945	339 381
03077110	Clams, cockles & ark shells, live	332 712	1 361 966	384 385	1 758 145
03077120	Clams, cockles & ark shells, fresh/chilled	24 550	130 024	21 651	152 962
03077200	Clams, cockles & ark shells, frozen	222 080	1 342 110	335 030	1 706 566
03077930	Clams, cockles & ark shells, dried, salted or in brine	-	27 000	-	21 600
03078210	Stromboid conchs (Strombus spp), live	46 460	90 760	157 768	301 214

Tabel 3 : Ekspor Indonesia menurut Komoditi ( Kode HS 8 digit )

April 2019

Kode H S	Uraian golongan barang	Berat bersih (Kg)		Nilai F.O.B. ( U S \$ )	
		Bulan ini	Kumulatif	Bulan ini	Kumulatif
(1)	(2)	(3)	(4)	(5)	(6)
03078300	Frozen abalone (Haliotis spp)	64 860	234 816	32 430	115 408
03078400	Frozen stromboid conchs (Strombus spp)	-	44 806	-	76 188
03078710	Abalone (haliotis spp), dried, salted or in brine	1 327	3 105	3 981	9 275
03079110	Molluscs, other than 0307.11 - 0307.88, live	42 221	231 398	55 132	459 373
03079120	Molluscs, other than 0307.11 - 0307.88, fresh/chilled	8 640	8 640	9 181	9 181
03079200	Molluscs, other than 0307.11 - 0307.88, frozen	90 686	302 703	169 658	513 493
03081110	Sea cucumbers (stichopus japonicus, holothuroidea), live	-	2	-	12
03081120	Sea cucumbers (stichopus japonicus, holothuroidea), fresh or chilled	2 313	3 685	12 003	28 663
03081920	Sea cucumbers (stichopus japonicus, holothuroidea), dried, salted or in brine	100 283	425 838	967 388	3 952 637
03082110	Sea urchins (strongylocentrotus spp,paracentrotus lividus,loxechinus albus,echinus esculentus),live	241	575	2 438	5 408
03082920	Sea urchins (strongylocentrotus spp,paracentrotus lividus,loxechinus albus,echinus esculentus),dried,salted/in brine	-	0	-	180
03083010	Jellyfish (rhopilema spp), live	-	26	-	296
03083040	Jellyfish (rhopilema spp), dried, salted or in brine	60 765	4 069 370	57 573	4 998 862
03089010	Aquatic invertebrates, other than crustaceans&molluscs, other than sea cucumbers, sea urchins, jellyfish, live	5 744	25 026	43 571	241 872
03089030	Aquatic invertebrates, other than crustaceans&molluscs, other than sea cucumbers, sea urchins, jellyfish, frozen	-	1 577	-	8 022
03089040	Aquatic invertebrates,o.t crustaceans&molluscs,other than sea cucumbers,sea urchins,jellyfish, dried, salted or in brine	140	5 920	719	28 719
03089090	Flours, meals and pellets of aquatic invertebrates oth than crustaceans and molluscs, fit for human consumption	799	3 470	6 828	41 831
04011010	Milk&cream,not concentrated nor containing added sugar/oth sweetening matter,fat content,weight<=1%, In liquid form	62 529	252 053	44 547	185 493
04011090	Milk&cream,not concentrated nor containing added sugar/oth sweetening matter,fat content,weight<=1%, not in liquid form	536	4 790	335	5 752
04012010	Milk&cream,not concentrated nor containing added sugar/oth sweetening matter,fat content, 1%<weight<=6%,in liquid form	444 379	1 609 400	360 253	1 303 483
04012090	Milk&cream,not concentrated nor containing added sugar/oth sweeten matter,fat content,1%<weight<=6%,not in liquid form	830	5 998	988	6 133
04014010	Milk&cream,not concentrated nor containing added sugar/oth sweetener,fat content,6%<weight<=10%,milk in liquid form	26 690	266 675	33 536	274 760
04014020	Milk&cream,not concentrated nor containing added sugar/oth sweetener,fat content,6%<weight<=10%,milk in frozen form	-	10	-	10
04014090	Milk&cream,not concentrated nor contain added sugar/oth sweetener,fat content,6<weight<=10%,not in liquid/frozen form	32 849	153 308	191 802	750 842
04015010	Milk&cream,not concentrated nor containing added sugar/oth sweetening matter,fat content,weight>10%, In liquid form	-	5 574	-	12 988
04015090	Milk&cream,not concentrated nor containing added sugar/oth sweetening matter,fat content,weight>10%,not in liquid form	573	4 973	641	2 933
04021041	Milk/cream,in powder, granules/oth solid forms, fat <=1.5 %, not cont added sugar,oth sweetening,in containers,w >=20 kg	-	500	-	1 240
04021042	Milk/cream,in powder, granules/oth solid forms, fat <=1.5 %, not cont added sugar,oth sweetening,in containers,w<=2kg	39	69	124	154
04021049	Milk/cream,in powder, granules/oth solid forms, fat <=1.5 %, not cont added sugar,oth sweetening,in containers,2<w<20kg	87 909	322 703	292 066	1 360 659
04021092	Milk & cream, In powder, granules/oth solid forms, fat <=1.5%, cont added sugar/oth sweetening, In containers, w=<2 kg	-	46 938	-	175 467
04021099	Milk & cream, In powder, granules/oth solid forms, fat <=1.5%, cont added sugar/oth sweetening, In containers, 2<w<20kg	1 749	10 465	8 963	56 111

Tabel 3 : Ekspor Indonesia menurut Komoditi ( Kode HS 8 digit )

April 2019

Kode H S	Uraian golongan barang	Berat bersih (Kg)		Nilai F.O.B. ( U S \$ )	
		Bulan ini	Kumulatif	Bulan ini	Kumulatif
(1)	(2)	(3)	(4)	(5)	(6)
04022190	Milk/cream,in powder, granules/oth solid forms, fat >1.5 %, not cont added sugar/oth sweetening,in containers,2<w<20kg	24 393	72 625	77 833	375 692
04022930	Milk & cream, In powder, granules/oth solid forms, fat >1.5%, cont added sugar/oth sweetening, In containers, w=<2 kg	-	103	-	281
04022990	Milk & cream, In powder, granules/oth solid forms, fat >1.5%, cont added sugar/oth sweetening, In containers, 2<w<20kg	170 984	263 582	1 170 267	1 591 877
04029100	Milk and cream, not in solid forms, not containing added sugar or other sweetening matter	-	500	-	2 125
04029900	Milk and cream, not in solid forms, containing added sugar or other sweetening matter	187 556	1 646 457	188 839	3 653 236
04031021	Yogurt, In liquid form, whether or not condensed, flavoured or cont added fruits (incl pulp and jams), nuts or cocoa	3 439	161 077	3 355	210 868
04031029	Yogurt, In liquid form, whether or not condensed, not flavoured or not cont added fruits (incl pulp & jams), nuts/cocoa	54 902	832 670	63 932	1 041 016
04031091	Yogurt, not in liquid form, flavoured or cont added fruits (incl pulp n jams), nuts or cocoa	-	96 185	-	135 196
04031099	Yogurt, not in liquid form, not flavoured or not cont added fruits (incl pulp & jams), nuts/cocoa	11 738	60 616	29 398	117 463
04039010	Buttermilk	14 368	14 368	79 194	79 194
04039090	Curdled Milk&cream,kephir&oth fermented/acidified milk&cream, won concentrated/cont add sugar/oth,flav/fruit/nuts/cocoa	896 261	3 133 774	964 530	3 413 997
04041010	Whey & modified whey, whether or not concentrated or containing added sugar or oth sweetening matter, In powder form	534	3 011	920	5 454
04049000	Products consist of natural milk constituent,whether/not cont added sugar/oth sweetening,not elsewhere specified/include	-	2 390	-	2 225
04051000	Butter	2 654	13 227	3 651	80 068
04059010	Anhydrous butterfat	-	180	-	536
04059020	Butteroil	-	400	-	1 928
04059090	Fats and oils derived from milk, other than Butter, Dairy spreads, Anhydrous butterfat, Butteroil, Ghee	1 375	8 550	2 020	67 783
04061010	Fresh (unripened or uncured) cheese, including whey cheese	819	6 420	4 543	25 579
04062010	Grated or powdered cheese,of all kinds, In packages of a gross weight exceeding 20 kg	925	4 082	2 993	14 459
04062090	Grated or powdered cheese,of all kinds, In packages of a gross weight not exceeding 20 kg	1 443	3 018	4 979	10 035
04063000	Processed cheese, not grated or powdered	26 880	163 629	83 526	450 254
04069000	Cheese other than fresh cheese, whey cheese, grated/powder cheese, processed cheese, blue-veined cheese	84 025	282 281	297 477	930 176
04071190	Fertilised birds eggs for incubation,of fowls of the species gallus domesticus,not for breeding	-	39 370	-	623 402
04071919	Fertilised birds eggs for incubation,of ducks,not for breeding	207	238	225	263
04079020	Birds' eggs, in shell, preserved or cooked, of ducks	-	2 700	-	4 864
04090000	Natural honey	18 504	57 115	83 986	193 472
04100010	Birds nests, edible	71 937	425 014	26 845 658	87 710 345
04100090	Edible products of animal origin, not elsewhere specified or included, other than birds nests	-	1 012	-	121 990
05010000	Human hair, unworked, whether or not washed or scoured, waste of human hair	16 616	33 185	66 363	280 008
05051010	Duck feathers of a kind used for stuffing; down	80 566	527 471	318 067	1 844 929
05059010	Duck feathers not for stuffing	85 496	661 510	233 866	1 141 114
05059090	Skin&oth part of bird,o.t duck feather,cleaned,disinfect/treat for preservation;powder&waste of feather/part of feather	3 144	27 879	6 055	18 228
05061000	Ossein and bones treated with acid	-	320	-	4 557
05069000	Bones&horn-cores, unworked,defatted, simply prepared,degelatinised,powder&waste of these product, other than ossein	-	126 000	-	61 422
05071000	Ivory, ivory powder and waste, unworked or simply prepared but not cut to shape	-	393	-	31 381

Tabel 3 : Ekspor Indonesia menurut Komoditi ( Kode HS 8 digit )

April 2019

Kode H S	Uraian golongan barang	Berat bersih (Kg)		Nilai F.O.B. ( U S \$ )	
		Bulan ini	Kumulatif	Bulan ini	Kumulatif
(1)	(2)	(3)	(4)	(5)	(6)
05079090	Whalebone&whalebone hair,horns,antlers, hooves,nails,claws&beaks,unworked,powder&waste of these products	-	786	-	12 576
05080020	Shells of molluscs, crustaceans/echinoderms, unworked or simply prepared but not cut to shape, powder and waste thereof	1 639 057	5 059 161	707 873	2 474 276
05080090	Coral&similar materials, cuttle-bone, unworked but not otherwise worked, powder and waste thereof	44 036	89 776	8 558	107 008
05100000	Ambergris,castoreum, civet&musk, cantharides, bile, won dried, glands & oth animal prod used in pharmaceutical product	-	2 444	-	14 995
05111000	Bovine semen	-	105	-	6
05119110	Roes and milt of fish or crustaceans, molluscs or oth aquatic invertebrates	-	24 192	-	2 903
05119120	Artemia egg (brine shrimp egg)	219	219	17 160	17 160
05119130	Fish Skin	131 317	491 172	108 542	571 826
05119190	Dead animals of chapter 1 or 3, unfit for human consumption.	46 165	338 651	156 227	1 300 975
05119990	Animal products not elsewhere specified or included, other than 0511.10.00 - 0511.99.30	1 292	5 604	5 091	224 547
06011000	Bulbs, tubers, tuberous roots, corms, crowns and rhizomes, dormant	-	1 120	-	448
06021090	Unrooted cuttings and slips, other than orchids and rubber trees	6 293	23 913	199 387	777 035
06024000	Roses, grafted or not	-	147	-	1 936
06029010	Rooted orchid cuttings and slips	2 466	10 543	17 860	76 611
06029020	Orchid seedlings	-	9	-	864
06029090	Mushroom spawn and other live plants, nec in heading 0602	296 101	1 406 235	449 773	1 747 634
06031100	Roses, cut or bud, suitable for bouquets or for ornamental purposes, fresh	-	260	-	2 123
06031300	Orchids, cut or bud, suitable for bouquets or for ornamental purposes, fresh	-	5 650	-	14 350
06031400	Chrysanthemums, cut or bud, suitable for bouquets or for ornamental purposes, fresh	2 379	9 858	37 567	154 826
06031500	Lilies (Lilium spp.), cut or bud, suitable for bouquets or for ornamental purposes, fresh	13	6 203	2 481	853 348
06031900	Flowers, cut/bud, other than rose, carnation, orchid, chrysanthemum, lilies, suitable for bouquets/ornamental purposes, fresh	222 528	590 908	405 067	1 332 685
06039000	Cut/buds flower of a kind suitable for bouquets/ornamental purposes, dried, dyed, bleached, impregnated/otherwise prepared	-	0	-	2
06042090	Foliage, branches&oth parts of plants, without flower/buds, grasses, suitable for bouquets/for ornamental purposes, fresh	67 625	711 054	174 377	859 231
06049010	Mosses and lichens, suitable for bouquets/for ornamental purposes, dried, dyed, bleached, impregnated/otherwise prepared	13 039	30 315	58 966	146 495
06049090	Foliage, branch&oth part of plant, w/o flower/bud, grass, for bouquet/ornament purpose, dry, dye, bleach, impregnate/oth prepare	105	106 572	1 838	63 615
07019010	Chipping potatoes, fresh or chilled	117 896	225 684	92 489	285 832
07019090	Potatoes, fresh or chilled, other than seed and chipping potatoes	136 605	778 066	101 602	554 652
07020000	Tomatoes, fresh or chilled	16 946	46 535	36 212	96 903
07031021	Shallots, bulbs for propagation, fresh or chilled	20	20	67	67
07031029	Shallots, other than for propagation, fresh or chilled	32	4 583	229	1 058
07032090	Garlic, other than for propagation, fresh or chilled	-	6 181	-	2 030
07039090	Leeks and oth alliaceous vegetables, other than for propagation, fresh or chilled	20	57	129	366
07041010	Cauliflowers, fresh or chilled	703	855	87	1 183
07041020	Headed broccoli, fresh or chilled	150	174	73	91
07042000	Brussels sprouts, fresh or chilled	27 100	103 360	24 140	90 105
07049010	Round (drumhead) cabbages, fresh or chilled	3 072 019	5 956 348	682 473	1 213 774
07049020	Chinese mustard, fresh or chilled	3 548	3 548	4 854	4 854

Tabel 3 : Ekspor Indonesia menurut Komoditi ( Kode HS 8 digit )

April 2019

Kode H S	Uraian golongan barang	Berat bersih (Kg)		Nilai F.O.B. ( U S \$ )	
		Bulan ini	Kumulatif	Bulan ini	Kumulatif
(1)	(2)	(3)	(4)	(5)	(6)
07049090	Edible brassicas,other than cauliflower,headed broccoli,brussels sprouts,round cabbage,chinese mustard,fresh/chilled	1 668 620	2 279 284	321 236	465 937
07051100	Cabbage lettuce (head lettuce), fresh or chilled	1 228	5 034	5 260	17 680
07051900	Lettuce (lactuca sativa), other than cabbage lettuce (head lettuce), fresh or chilled	108 665	445 417	121 258	485 421
07052100	Witloof chicory (cichorium intybus var foliosum), fresh or chilled	710	1 290	3 142	5 712
07061010	Carrots, fresh or chilled	704	2 132	1 217	4 136
07061020	Turnips, fresh or chilled	3 800	18 640	554	7 115
07069000	Salad beetroot, salsify, celeriac, radishes and similar edible roots, fresh or chilled	100 242	117 147	35 042	48 105
07070000	Cucumbers and gherkins, fresh or chilled	1 438	7 428	3 079	14 577
07082010	French beans, shelled or unshelled, fresh or chilled	107 757	452 078	129 426	564 531
07082020	Long beans, shelled or unshelled, fresh or chilled	4 660	15 381	4 387	18 194
07082090	Beans (vigna spp, phaseolus spp), other than french and long beans, shelled or unshelled, fresh or chilled	24 526	69 532	54 447	173 100
07089000	Leguminous vegetables, shelled/unshelled,oth thn peas (Pisum sativum)&beans (Vigna spp., Phaseolus spp.) fresh/chilled	85 272	376 603	169 613	714 379
07092000	Asparagus, fresh or chilled	-	107	-	1 126
07093000	Aubergines (egg-plants), fresh or chilled	8 771	43 907	6 124	28 562
07094000	Celery oth than celeriac, fresh or chilled	3	15	45	206
07095100	Mushrooms of the genus agaricus, fresh or chilled	8 258	39 107	35 518	163 307
07095910	Truffles, fresh or chilled	-	1 590	-	1 380
07095990	Mushrooms, other than genus agaricus, fresh or chilled	1 342	1 662	2 162	2 523
07096010	Chillies (fruits of genus capsicum), fresh or chilled	36 694	78 677	38 186	144 099
07097000	Spinach, new zealand spinach and orache spinach (garden spinach), fresh or chilled	261	461	893	1 682
07099300	Pumpkins, squash and gourds (cucurbita spp), fresh or chilled	265 255	460 469	54 848	96 780
07099910	Sweet corn, fresh or chilled	400	77 716	38	677 560
07099920	Lady's finger (okra), fresh or chilled	0	36	1	231
07099990	Vegetables, edible, other than 0701.10.00 - 0709.99.20, fresh or chilled	55 265	220 339	47 727	158 101
07101000	Potatoes (uncooked or cooked by steaming or boiling in water), frozen	66 995	396 218	66 545	491 171
07102100	Peas (pisum sativum), shelled or unshelled, (uncooked or cooked by steaming or boiling in water), frozen	-	2 500	-	5 860
07102200	Beans (vigna spp, phaseolus spp), shelled or unshelled, (uncooked or cooked by steaming or boiling in water), frozen	-	76 120	-	142 571
07102900	Leguminous veg, other than peas & beans, shelled/unshelled, (uncooked or cooked by steaming or boiling in water), frozen	357 120	1 834 103	756 841	3 819 845
07103000	Spinach, new zealand spinach&orache spinach (garden spinach), (uncooked/cooked by steaming or boiling), frozen	-	5	-	26
07104000	Sweet corn, (uncooked or cooked by steaming or boiling in water), frozen	63 365	222 786	64 013	200 605
07108000	Vegetables, uncooked or cooked by steaming or boiling in water, other than potato,leguminous,spinach,sweet corn, frozen	705 033	1 959 808	1 046 827	3 295 138
07109000	Mixtures of vegetables, (uncooked or cooked by steaming or boiling in water), frozen	600	5 793	529	13 856
07114090	Cucumbers&gherkins, preserved in brine/sulphur water/oth preservative solutions, unsuitable for immediate consumption	-	310	-	1 257
07115190	Mushrooms (agaricus) preserved in brine/sulphur water/oth preservative solutions, unsuitable for immediate consumption	2 860	7 340	4 310	9 191
07119020	Chillies (fruits of genus capsicum) provisionally preserved, but unsuitable in that state for immediate consumption	2 930	2 981	6 736	7 064
07119090	Vegetables, mix of vegetables oth than onions, caper, chillies, sweet corn, preserved other than by sulphur dioxide gas	15 180	59 780	10 214	67 560
07122000	Onions, dried, whole, cut, sliced, broken or in powder, but not further prepared	1 325	4 133	3 816	10 659

Tabel 3 : Ekspor Indonesia menurut Komoditi ( Kode HS 8 digit )

April 2019

Kode H S	Uraian golongan barang	Berat bersih (Kg)		Nilai F.O.B. ( U S \$ )	
		Bulan ini	Kumulatif	Bulan ini	Kumulatif
(1)	(2)	(3)	(4)	(5)	(6)
07123100	Mushrooms of the genus Agaricus, dried, whole, cut, sliced, broken or in powder, but not further prepared	6 671	22 681	28 255	88 462
07123200	Wood ears (Auricularia spp), dried, whole, cut, sliced, broken or in powder, but not further prepared	66	86	33	321
07123300	Jelly fungi (Tremella spp), dried, whole, cut, sliced, broken or in powder, but not further prepared	-	295	-	9 845
07123910	Truffles, dried, whole, cut, sliced, broken or in powder, but not further prepared	1 240	1 240	22 414	22 414
07123990	Mushroom o.t Agaricus,Wood ears,Jelly fungi,truffle,shitake,dried,whole,cut,sliced,broken/in powder,not further prepared	750	26 392	75	77 870
07129010	Garlic, dried, whole, cut, sliced, broken or in powder, but not further prepared	200	15 897	1 378	22 878
07129090	Vegetable,mix of vegetable, o.t garlic,mushroom,onion,dried,whole,cut,sliced,broken/in powder,but not further prepared	196 067	396 057	418 734	761 227
07131090	Peas (Pisum sativum), dried, shelled, whether or not skinned or split , not suitable for sowing	-	8 709	-	5 835
07132090	Chickpeas (garbanzos), dried, shelled, whether or not skinned or split, not suitable for sowing	300	300	2 109	2 109
07133110	Beans of sp Vigna mungo, Hepper/Vigna radiata, Wilczek, dried, shelled, w.o.n skinned/split, suitable for sowing	-	1	-	1
07133190	Beans of sp Vigna mungo, Hepper/Vigna radiata, Wilczek, dried, shelled, w.o.n skinned or split, not suitable for sowing	225 315	3 273 614	173 266	2 963 138
07133290	Small red (Adzuki) beans (Phaseolus or Vigna angularis), dried, shelled, w.o.n skinned or split, not suitable for sowing	-	24 781	-	21 161
07133310	Kidney beans, incl white pea beans (Phaseolus vulgaris), dried, shelled, w.o.n skinned or split, suitable for sowing	-	1 440	-	1 043
07133390	Kidney beans, incl white pea beans (Phaseolus vulgaris), dried, shelled, w.o.n skinned or split, not suitable for sowing	-	20 800	-	41 938
07139090	Dried leguminous veg.o.t peas,chickpeas,beans,lentils,broad&horse(bean),pigeon peas,shelled,w.o.n skin/split,not sowing	2 000	9 500	13 758	32 883
07141011	Manioc (cassava), sliced or in the form of pellets, dried chips	18 584	238 176	24 156	774 919
07141019	Manioc (cassava), sliced or in the form of pellets, other than dried chips	1 503	4 852	193	5 028
07141091	Manioc (cassava), other than sliced or in the form of pellets, frozen	66 000	213 310	52 470	159 693
07141099	Manioc (cassava), other than sliced or in the form of pellets, fresh, chilled, or dried	3 381	17 038	1 893	10 372
07142010	Sweet potatoes whether or not sliced or in the form of pellets, frozen	224 294	970 904	371 608	1 379 297
07142090	Sweet potatoes whether or not sliced or in the form of pellets, fresh, chilled, or dried	611 139	2 211 457	301 439	1 029 280
07143010	Yams (Dioscorea spp) whether or not sliced or in the form of pellets, frozen	-	1 440	-	2 077
07143090	Yams (Dioscorea spp) whether or not sliced or in the form of pellets, fresh, chilled, or dried	-	1 440	-	2 108
07144010	Taro (Colocasia spp) whether or not sliced or in the form of pellets, frozen	-	7 860	-	10 009
07144090	Taro (Colocasia spp) whether or not sliced or in the form of pellets, fresh, chilled, or dried	170 084	952 455	44 179	518 649
07149091	Arrowroot,salep,Jerusalem artichokes,similar roots&tubers w/ high starch/inulin content,w.o.n sliced/in pellets,frozen	14 260	15 260	33 868	35 308
07149099	Arrowroot,salep,Jerusalem artichokes,similar root&tubers w/ high starch/inulin,w.o.n sliced/in pellets,other than frozen	890 138	1 217 362	2 030 422	2 822 723
08011100	Coconuts, desiccated, dried	8 011 828	33 633 370	8 517 240	36 256 871
08011200	Coconuts In the inner shell (endocarp)	14 904 125	31 788 949	2 160 966	4 711 324
08011910	Young coconut	418 061	1 899 858	455 450	1 862 766
08011990	Coconuts, other than desiccated, in the inner shell (endocarp), young coconut, fresh or dried	30 311 187	115 269 267	5 891 579	21 785 058
08013100	Cashew nuts In shell	347 768	11 083 141	421 473	16 550 084
08013200	Cashew nuts shelled	624 173	2 919 205	5 058 825	23 244 037
08021100	Almonds In shell	-	210	-	630
08021200	Almonds shelled	15 422	29 711	111 509	215 540
08022200	Hazelnuts or filberts (Corylus spp) shelled	-	350	-	2 169

Tabel 3 : Ekspor Indonesia menurut Komoditi ( Kode HS 8 digit )

April 2019

Kode H S	Uraian golongan barang	Berat bersih (Kg)		Nilai F.O.B. ( U S \$ )	
		Bulan ini	Kumulatif	Bulan ini	Kumulatif
(1)	(2)	(3)	(4)	(5)	(6)
08024100	Chestnuts (Castanea spp) In shell	-	2	-	1
08026100	Macadamia nuts In shell	-	80	-	589
08026200	Macadamia nuts Shelled	-	55	-	1 337
08028000	Areca nuts	25 740 894	84 908 374	29 814 002	101 648 051
08029000	Nuts, other than 0801.11 - 0802.80, fresh or dried, whether or not shelled or peeled	123 650	498 235	272 011	1 008 924
08031000	Plantains, fresh or dried	449 169	2 084 747	159 455	655 968
08039010	Lady's finger banana, fresh or dried	-	86 000	-	17 373
08039090	Bananas other than lady's finger banana, fresh or dried	2 838 061	10 662 883	1 526 026	6 276 322
08041000	Dates, fresh or dried	2 136	8 673	6 169	8 868
08043000	Pineapples, fresh or dried	2 579 372	8 655 943	1 546 732	5 162 875
08044000	Avocados, fresh or dried	25 160	93 016	11 450	41 553
08045010	Guavas, fresh or dried	2 884	6 333	4 964	12 420
08045020	Mangoes, fresh or dried	3 731	14 431	3 921	11 536
08045030	Mangosteens, fresh or dried	1 281 421	21 840 896	2 044 975	31 244 209
08051010	Fresh oranges	-	4 960	-	1 758
08055010	Lemons (Citrus limon, Citrus limonum), fresh or dried	117 427	117 451	40 361	40 423
08055020	Limes (Citrus aurantifolia, Citrus latifolia), fresh or dried	235 040	1 150 371	112 115	534 956
08059000	Citrus fruit other than oranges, mandarins, clementines, wilkings, grapefruit, pomelos, lemons, limes, fresh or dried.	220	13 313	72	81 474
08062000	Grapes, dried	182	992	98	1 043
08071100	Watermelons, fresh	6 084	32 021	1 991	8 864
08071900	Melons, other than watermelons, fresh	631	13 168	1 744	17 636
08072000	Papaws (papayas), fresh	257	34 674	431	5 316
08083000	Pears, fresh	-	100	-	100
08092900	Cherries other than sour cherries (Prunus cerasus), fresh	-	100	-	189
08094010	Plums, fresh	-	18 056	-	12 658
08101000	Strawberries, fresh	126	360	1 668	4 766
08104000	Cranberries, bilberries and oth fruits of the genus Vaccinium, fresh	5 400	5 400	44 229	44 229
08105000	Kiwifruit, fresh	-	302	-	426
08106000	Durians, fresh	164	1 172	1 521	10 212
08109010	Longans, mata kucing, fresh	96	130	499	724
08109020	Lychees, fresh	-	1 894	-	8 604
08109030	Rambutan, fresh	683	210 367	1 138	207 552
08109040	Langsat (Lanzones), fresh	6 608	46 508	2 120	13 054
08109050	Jackfruit (including Cempedak and Nangka), fresh	889	14 899	438	14 986
08109060	Tamarinds, fresh	92 808	100 582	80 786	107 154
08109070	Starfruit, fresh	36	114	58	131
08109091	Salacca (snake fruit), fresh	109 780	547 155	122 119	576 287
08109092	Dragon fruit, fresh	5 421	22 356	17 237	55 944
08109093	Sapodilla (ciku fruit), fresh	60	2 582	117	634
08109094	Pomegranate, soursop/sweetsops, bell fruit, marian plum, passion fruit, cottonfruit, jujube and tampoi or rambai	5 505	17 459	11 216	37 235
08109099	Fruit other than 0803.10.00 - 0810.90.94, fresh	61 124	67 640	44 845	50 641
08111000	Strawberries, uncooked/cooked by steaming/boiling, frozen, w.o.n containing added sugar or oth sweetening matter	-	160	-	468
08112000	Raspberry,blackberry,mulberry,loganberry,currants,gooseberry,uncook/cook by steam/boil,frozen,w.o.n added sweet matter	2 465	11 677	35 958	166 565
08119000	Fruit & nuts other than 0811.10 - 0811.20, uncooked or cooked by steaming/boiling, frozen, w.o.n cont added sugar or oth	345 788	1 893 669	333 781	2 105 961
08129010	Strawberries, provisionally preserved (eg by sulphur dioxide gas, etc), but unsuitable for immediate consumption	108	108	1 430	1 430
08129090	Fruit&nuts o.t cherry&strawberry,provisionally preserved(eg by sulphur dioxide gas,etc.),not for immediate consumption	15 000	45 000	5 709	17 978
08134010	Longans, dried	17 780	17 806	12 969	13 185
08134020	Tamarinds, dried	178 194	882 116	131 463	671 072
08134090	Fruit, other than heading 0801-0806, apricots, prunes, apples, longans, tamarinds, dried	100 701	410 054	155 797	573 260
08135010	Mixtures of which cashew nuts or Brazil nuts predominate by weight	-	4	-	100
08135030	Mixtures of which dried dates predominate by weight	-	8	-	70



Tabel 3 : Ekspor Indonesia menurut Komoditi ( Kode HS 8 digit )

April 2019

Kode H S	Uraian golongan barang	Berat bersih (Kg)		Nilai F.O.B. ( U S \$ )	
		Bulan ini	Kumulatif	Bulan ini	Kumulatif
(1)	(2)	(3)	(4)	(5)	(6)
08135040	Mix of which dried avocados or dried oranges/mandarins (including tangerines and satsumas) predominate by weight	-	4 800	-	588
09011110	Coffee, Arabica WIB or Robusta OIB, not roasted, not decaffeinated	21 579 422	92 640 611	60 827 866	254 433 986
09011190	Coffee other than Arabica WIB or Robusta OIB, not roasted, not decaffeinated	261 740	822 650	501 748	1 468 219
09011210	Coffee, Arabica WIB or Robusta OIB, not roasted, decaffeinated	5 083	19 507	46 462	157 059
09012110	Coffee, roasted, not decaffeinated, unground	26 292	140 509	140 356	556 761
09012120	Coffee, roasted, not decaffeinated, ground	167 156	715 086	550 158	2 271 531
09012210	Coffee, roasted, decaffeinated, unground	-	62	-	3 541
09019010	Coffee husks and skins	960	2 782	5 376	13 834
09019020	Coffee substitutes containing coffee	12 753	207 063	35 731	642 771
09021010	Leaves green tea (not fermented), in immediate packings of not exceeding 3 kg, whether or not flavoured	5 786	67 121	5 162	116 868
09021090	Green tea (not fermented) other than leaves, in immediate packings of not exceeding 3 kg, whether or not flavoured	41 073	462 482	355 650	2 038 182
09022010	Leaves green tea (not fermented), in immediate packings of exceeding 3 kg, whether or not flavoured	68 321	1 163 962	154 002	2 677 222
09022090	Green tea (not fermented) other than leaves, in immediate packings of exceeding 3 kg, whether or not flavoured	78 322	346 540	242 015	852 282
09023010	Leaves black tea(fermented) &partly fermented tea, in immediate packings of not exceeding 3 kg, whether or not flavoured	8	12 516	15	43 622
09023090	Black tea(fermented)&partly fermented tea other than leaves, in immediate packings of <=3 kg, whether or not flavoured	406 248	1 162 337	2 164 759	6 066 504
09024010	Leaves black tea(fermented) &other partly fermented tea in immediate packings of exceeding 3 kg,whether or not flavoured	138 642	700 937	346 948	1 613 886
09024090	Black tea (fermented)&oth partly fermented tea other than leaves,in immediate packings of >3 kg,whether or not flavoured	2 751 837	10 105 383	4 483 274	16 868 119
09030000	MatØ	-	1 304	-	2 943
09041110	White pepper, neither crushed nor ground	2 511 864	10 567 406	7 091 405	28 228 050
09041120	Black pepper, neither crushed nor ground	722 571	3 562 999	2 295 617	10 260 427
09041190	Pepper of the genus Piper other than white and black pepper, neither crushed nor ground	422 440	996 348	1 045 623	2 527 524
09041210	White pepper, crushed or ground	67 095	161 636	308 453	639 078
09041220	Black Pepper, crushed or ground	63 080	236 592	250 176	932 597
09041290	Pepper of the genus Piper other than white and black pepper, crushed or ground	27 483	45 727	30 939	75 443
09042110	Chillies (fruits of the genus Capsicum), dried, neither crushed nor ground	12 781	28 546	2 867	65 806
09042190	Fruits of the genus Capsicum or of the genus Pimenta, other than Chillies, dried, neither crushed nor ground	235	8 439	643	7 359
09042210	Chillies (Fruits of the genus Capsicum), crushed or ground	3 291	367 308	29 909	1 797 034
09042290	Fruits of the genus Capsicum or of the genus Pimenta, other than Chillies, crushed or ground	174	275	780	1 255
09051000	Vanila, neither crushed nor ground	20 577	65 409	5 953 425	19 833 803
09052000	Vanila, crushed or ground	677	737	33 500	35 211
09061100	Cinnamon (Cinnamomum zeylanicum Blume), neither crushed nor ground	489 478	2 828 394	2 149 208	11 843 672
09061900	Cinnamon other than Cinnamomum zeylanicum Blume and cinnamon-tree flowers, neither crushed nor ground	280 627	1 684 411	1 002 285	5 592 811
09062000	Cinnamon and Cinnamon-tree flowers, crushed or ground	2 044 724	7 430 747	6 883 953	25 310 691
09071000	Cloves (whole fruit, cloves and stems), neither crushed nor ground	1 361 043	6 260 602	5 454 597	27 127 562
09072000	Cloves (whole fruit, cloves and stems), crushed or ground	22 100	402 486	23 800	1 858 809
09081100	Nutmeg, neither crushed nor ground	849 829	3 796 962	4 117 270	17 418 055
09081200	Nutmeg, crushed or ground	198 134	1 085 877	1 151 746	6 645 033
09082100	Mace, neither crushed nor ground	128 642	850 458	1 568 041	11 023 329
09082200	Mace Crushed or ground	89 273	280 693	1 168 860	3 514 838
09083100	Cardamoms, neither crushed nor ground	332 384	1 741 794	896 481	4 786 333
09083200	Cardamoms, crushed or ground	-	1 545	-	11 669
09092100	Seeds of coriander, neither crushed nor ground	431	18 415	794	27 537
09092200	Seeds of coriander, crushed or ground	733	4 609	3 240	13 275

Tabel 3 : Ekspor Indonesia menurut Komoditi ( Kode HS 8 digit )

April 2019

Kode H S	Uraian golongan barang	Berat bersih (Kg)		Nilai F.O.B. ( U S \$ )	
		Bulan ini	Kumulatif	Bulan ini	Kumulatif
(1)	(2)	(3)	(4)	(5)	(6)
09093100	Seeds of cumin, neither crushed nor ground	-	3	-	4
09093200	Seeds of cumin, crushed or ground	183	1 208	265	5 816
09096110	Seeds of anise, neither crushed nor ground	-	3 053	-	16 058
09096130	Seeds of caraway, neither crushed nor ground	-	5	-	7
09096190	Seeds of fennel, juniper berries, neither crushed nor ground	1	63	1	756
09096210	Seeds of anise, crushed or ground	-	105	-	7 131
09096230	Seeds of caraway, crushed or ground	-	158	-	99
09096290	Seeds of fennel, juniper berries, crushed or ground	-	25	-	28
09101100	Ginger, neither crushed nor ground	308 047	1 095 936	224 179	1 004 255
09101200	Ginger, crushed or ground	320	8 669	5 556	40 824
09103000	Turmeric (curcuma)	97 427	514 072	195 925	783 517
09109110	Curry	13	2 434	157	10 895
09109190	Mixtures of spices in heading 0904 - 0910, other than curry	9 771	146 092	20 404	249 832
09109910	Thyme, bay leaves	4 751	37 898	12 917	63 249
09109990	Spices, not mixtures, other than HS 0904.11.10 - 0910.99.10	248 160	775 221	385 409	1 578 764
10019912	Wheat grain without husk fit for human consumption	-	96	-	96
10039000	Barley, other than seed	500	500	178	178
10051000	Maize (corn) seed	-	41	-	74
10059010	Popcorn	2 110	8 047	4 673	12 927
10059090	Maize (corn), other than seed & popcorn	111 830	472 443	70 966	251 248
10061010	Rice in the husk (paddy or rough), suitable for sowing	-	3 000	-	32 250
10062090	Husked (brown) rice, other than Hom Mali rice	2 227	2 227	9 618	9 618
10063030	Glutinous rice, semimilled or wholly milled glutinous rice, whether or not polished or glazed	-	24 000	-	38 160
10063099	Semi-milled/ wholly milled rice, whether or not polished or glazed, oth than glutinous rice, Hom Mali rice, parboiled rice	20 000	32 176	39 800	62 960
10064010	Broken rice, of a kind used for animal feed	-	2	-	3
10089000	Cereals, o.t wheat&meslin,rye,barley,oats,maize,rice,grain sorghum,buckwheat,millet,canary seeds,fonio,quinoa,triticale	-	1 020	-	932
11010011	Wheat flour, fortified	2 443 084	6 424 221	1 048 139	2 742 189
11010019	Wheat flour, other than fortified	1 393 015	3 317 353	613 934	1 470 240
11022000	Maize (corn) flour	51 342	162 153	32 244	104 772
11029010	Rice flour	20 311	91 483	17 593	82 954
11029090	Cereal flours other than wheat,meslin,maize(corn),rice,rye flour	107 520	338 683	53 702	159 731
11031100	Groats and meal of wheat	48	285	55	215
11031300	Groats and meal of maize (corn)	-	10 406	-	9 388
11031920	Groats and meal of rice	2 600	4 200	4 840	7 175
11031990	Groats and meal of cereals, other than wheat,maize(corn),meslin and rice	-	834	-	1 127
11041200	Rolled or flaked grains of oats	-	1 390	-	8 112
11041990	Rolled or flaked grains of cereals other than oats and maize(corn)	-	19 000	-	13 680
11042990	Worked cereal grains (for example, hulled, pearled, sliced or kibbled), other than oats, maize (corn) and barley	-	3 091	-	25 741
11043000	Germ of cereals, whole, rolled, flaked or ground	165 000	660 000	61 035	244 140
11051000	Flour, meal and powder of potatoes	5 200	41 904	2 740	22 383
11052000	Flakes, granules and pellets of potatoes	6	11	2	23
11061000	Flour, meal and powder of the dried leguminous vegetables	312	1 805	3 572	9 903
11062010	Flour, meal and powder of manioc (cassava)	5 820	281 845	10 863	95 918
11062020	Flour, meal and powder of sago	92	8 208	663	6 119
11062030	Flour, meal and powder of sweet potato (Ipomoea Batatas)	-	130 050	-	39 742
11062090	Flour,meal & powder of oth sago/of roots/ tubers of 0714,oth than manioc/cassava,sago,sweet potato/Ipomoea batatas	152 056	477 304	31 305	111 295
11063000	Flour, meal and powder of the products of edible fruit and nuts	272 192	1 026 454	878 073	3 537 383
11081100	Wheat starch	643	5 527	1 757	8 299
11081200	Maize (corn) starch	2 939 001	12 304 008	1 029 442	4 315 017
11081400	Manioc (cassava) starch	666 000	2 458 550	417 088	1 547 115
11081910	Sago starch	673 055	4 292 626	137 468	1 114 480
11081990	Starches other than wheat, maize(corn), potato, manioc(cassava), sago	35 476	85 454	12 628	38 237
12019000	Soya beans, other than seed, whether or not broken	69 103	2 253 866	18 844	705 319
12023000	Ground-nuts, seeds, not roasted or otherwise cooked, whether or not shelled or broken	820	820	3 239	3 239

Tabel 3 : Ekspor Indonesia menurut Komoditi ( Kode HS 8 digit )

April 2019

Kode H S	Uraian golongan barang	Berat bersih (Kg)		Nilai F.O.B. ( U S \$ )	
		Bulan ini	Kumulatif	Bulan ini	Kumulatif
(1)	(2)	(3)	(4)	(5)	(6)
12024100	Ground-nuts, other than seed, not roasted or otherwise cooked, in shell	60 568	380 788	91 203	589 999
12024200	Ground-nuts, other than seed, not roasted or otherwise cooked, shelled, whether or not broken	60	9 571	64	4 170
12030000	Copra	3 480 379	18 107 808	2 641 045	10 993 827
12051000	Low erucic acid rape or colza seeds, whether or not broken	16 590	24 680	56 406	83 912
12060000	Sunflower seeds, whether or not broken	5 040	5 040	28 000	28 000
12071010	Palm nuts suitable for sowing/planting, whether or not broken	480	720	76 000	107 271
12071030	Kernels, whether or not broken	2 116 210	10 016 670	496 809	2 590 470
12072900	Cotton seeds, other than seed	474 973	760 998	112 036	230 855
12073000	Castor oil seeds	4	6	1 420	1 424
12074090	Sesamum seeds, other than edible	2 300	27 465	7 076	81 602
12075000	Mustard seeds	-	3	-	4
12077000	Melon seeds	-	11	-	2 322
12079950	Fresh fruit bunch of oil palm	57 500	1 587 332	9 532	37 298
12081000	Flours and meals of soya beans	16 650	89 598	3 758	51 196
12089000	Flours and meals of oil seeds or oleaginous fruits, other than those of mustard and soya beans	3	78	14	299
12092990	Seeds of forage plants other than lucerne, clover, fescue, kentucky blue grass, rye grass, timothy grass,beet,for sowing	20 000	60 272	114 000	273 199
12093000	Seeds of herbaceous plants cultivated principally for their flowers	50	511	147 950	994 341
12099190	Vegetable seeds, other than onion seeds, for sowing	52 348	408 789	220 920	1 877 372
12099990	Seeds,fruit and spores,o.t seeds of(sugar beet,forage plants,herbaceous plants,onion,rubber tree,kenaf), for sowing	6 996	34 986	9 357	56 044
12112000	Ginseng roots, fresh, chilled, frozen or dried, whether or not cut, crushed or powdered	-	602	-	10 220
12119015	Liquorice roots used primarily in pharmacy, fresh, chilled, frozen or dried, whether or not cut, crushed or powdered	96	96	259	259
12119091	Pyrethrum used primarily in not pharmacy, in cut, crushed or powdered form, fresh, chilled, frozen/ dried	124 320	319 016	163 624	714 855
12119092	Pyrethrum used primarily in not pharmacy, not in cut, crushed or powdered form,fresh, chilled, frozen/ dried,	-	230	-	2 875
12119094	Sandalwood chips used primarily in not pharmacy, fresh, chilled, frozen/ dried, whether/ not cut, crushed/ powdered	3 455	26 441	33 500	170 808
12119095	Agarwood (Gaharu) chips used primarily in not pharmacy,fresh,chilled,frozen/ dried, whether/ not cut, crushed/ powdered	71 156	320 286	1 235 988	3 957 894
12119098	Plant&its part,used primarily not in pharmacy,o.t HS 1211.90.91-1211.90.97 in cut/crush/powder, fresh,chill,frozen/dried	289 577	1 634 482	528 337	3 401 949
12119099	Plant&its part, primarily not in pharmacy,o.t HS 1211.90.91-1211.90.97,not in cut/crush/powder, fresh,chill,frozen/dried	415 214	1 873 735	619 650	2 760 282
12122111	Eucheuma spinosum fit for human consumption, dried but not ground	1 794 705	6 984 167	1 145 403	4 716 069
12122112	Eucheuma cottonii fit for human consumption, dried but not ground	6 916 513	24 395 924	12 116 826	39 510 658
12122113	Gracilaria spp fit for human consumption, dried but not ground	5 041 680	17 397 231	2 519 346	9 185 723
12122114	Gelidium spp fit for human consumption, dried but not ground	-	22 000	-	66 000
12122115	Sargassum spp fit for human consumption, dried but not ground	117 000	549 920	27 114	102 917
12122119	Seaweeds&other algae for human consumption,dried but not ground,o.t E.spiniosum,E.cottonii,Gracilaria,Gelidium,Sargassum	19 400	161 000	44 746	325 323
12122190	Seaweeds and other algae fit for human consumption, other than dried and not ground	577 460	4 117 521	1 319 094	5 710 653
12122919	Seaweeds and other algae, fresh, chilled or dried, not fit for human consumption, other than used in pharmacy	481 306	2 870 306	184 026	908 793
12122920	Seaweeds&other algae,fresh,chilled/dried,not human consumpnt,oth than in dyeing,tanning,perfumery,pharmacy,insect,fungi	338 271	636 225	464 632	719 845

Tabel 3 : Ekspor Indonesia menurut Komoditi ( Kode HS 8 digit )

April 2019

Kode H S	Uraian golongan barang	Berat bersih (Kg)		Nilai F.O.B. ( U S \$ )	
		Bulan ini	Kumulatif	Bulan ini	Kumulatif
(1)	(2)	(3)	(4)	(5)	(6)
12129100	Sugar beet, fresh, chilled, frozen or dried, of a kind used primarily for human consumption	-	4 920	-	3 444
12129200	Locust beans (carob) fresh, chilled, frozen or dried, of a kind used primarily for human consumption	-	125	-	220
12129390	Sugar cane other than suitable for planting	140 000	154 400	30 514	33 682
12129990	Vegetable products of a kind used primarily for human consumption other than HS 1212.21.11 - 1212.99.10	708 081	1 515 248	1 538 740	2 588 541
12130000	Cereal straw and husks, unprepared, whether or not chopped, ground, pressed or in the form of pellets	16 000	40 000	1 775	5 212
12149000	Swedes,mangolds,fodder roots,hay,clover,sainfoin,forage kale,lupines, vetches&other forage, or in the form of pellets	17 500	40 326	12 460	18 326
13012000	Gum Arabic	75	31 450	225	16 865
13019040	Lac	17 134	67 585	68 119	208 994
13019090	Natural gums, resins, gum-resins and oleoresins, other than gum arabic, cannabis resins, lac	3 778 494	16 118 749	4 126 925	16 212 372
13021200	Vegetable saps and extracts of liquorice	-	81	-	1 396
13021400	Vegetable saps and extracts of ephedra	-	600	-	25 808
13021940	Vegetable saps and extracts of pyrethrum or of the roots of plants containing rotenone	-	15 000	-	20 074
13021990	Vegetable saps and extracts, other than of opium, liquorice, hops, ephedra, cannabis,pyrethrum,japan/chinese lacquer	495 130	862 230	149 726	328 271
13022000	Pectic substances, pectinates and pectates	20 235	61 214	35 411	96 039
13023100	Agar-agar	12 457	169 404	220 249	2 388 666
13023200	Mucilages and thickeners, whether or not modified, derived from locust beans, locust bean seeds or guar seeds	72	10 443	18	66 269
13023911	Carrageenan powder, Semirefined	348 000	1 903 931	2 697 528	13 787 300
13023912	Carrageenan powder, Refined	-	12 975	-	305 963
13023913	Carrageenan, alkali treated carrageenan chips (ATCC)	102 660	382 910	652 741	2 497 235
13023919	Carrageenan, other than powder(refined and semirefined), alkali treated carrageenan chips (ATCC)	569 707	1 889 609	4 423 586	12 699 834
13023990	Mucilages and thickeners, whether or not modified, other than agar-agar, locust bean, carrageenan	59 540	313 414	304 427	1 054 914
14011000	Bamboos, of a kind used primarily for plaiting	125 991	600 088	75 133	381 985
14019000	Vegetable materials of a kind used primarily for plaiting other than bamboo and rattans	119 489	270 571	191 150	489 424
14042000	Cotton linters	10	1 519	4	13 226
14049020	Vegetable products nec or included of a kind used primarily in tanning or dyeing, other than cotton linters	256 306	1 450 593	102 881	456 305
14049030	Kapok	438 718	2 026 185	438 801	1 912 894
14049091	Palm kernel shells	125 326 018	858 122 414	7 595 517	51 842 822
14049099	Vegetable products nec or included oth used primarily in tanning/ dyeing,oth than HS 1404.20.00 - 1404.90.92	2 483 686	9 341 442	576 568	1 963 088
15019000	Poultry fat, other than that of heading 0209 or 1503	6 915	9 921	35 316	44 935
15041090	Fish-liver oils and their fractions other than solid fraction	-	7 200	-	68 850
15042090	Fats and oils and their fractions, of fish, other than liver oils, other than solid fractions	15 600	62 400	18 881	75 601
15050010	Lanolin	-	456	-	1 728
15060000	Animal fats&oils&their fractions,o.t heading 1501-1504,whether/not refined,not chemically modified, n.e.c. in chapter 15	25	2 920	223	13 192
15071000	Crude soya-bean oil, whether or not degummed, not chemically modified	-	42	-	1 915
15079010	Fractions of unrefined soyabean oil, not chemically modified	-	3 900	-	4 680
15079090	Soya-bean oil and its fractions, refined, but not chemically modified, other than crude-oil	-	14 507	-	17 858
15081000	Crude ground-nut oil, whether or not refined, but not chemically modified	0	0	1	1
15089000	Ground-nut oil and its fractions, whether or not refined, but not chemically modified, other than crude oil	2	2	1	1
15091090	Virgin olive oil, not chemically modified, not solvent extraction, in packings of a net weight exceeding 30 kg	-	250	-	1 150
15099099	Fractions of refined olive oil, not chemically modified, not solvent extraction, in packings of a net weight > 30 kg	-	644	-	9 999
15100010	Crude oil, obtained solely from olives, solvent extraction, but not chemically modified	-	7	-	53
15100090	Fractions of refined oil,obtained solely from olives,not chemically modified,blend with oils/fraction of heading 1509	-	127	-	63

Tabel 3 : Ekspor Indonesia menurut Komoditi ( Kode HS 8 digit )

April 2019

Kode H S	Uraian golongan barang	Berat bersih (Kg)		Nilai F.O.B. ( U S \$ )	
		Bulan ini	Kumulatif	Bulan ini	Kumulatif
(1)	(2)	(3)	(4)	(5)	(6)
15111000	Crude palm oil, not chemically modified	381 248 207	2 187 382 812	186 801 593	1 038 545 225
15119020	Refined palm oil, not chemically modified	285 249 343	1 432 954 673	152 454 452	751 284 122
15119031	Solid fractions of refined palm oil, not chemically modified, with iodine value 30 or more, but less than 40	193 314 812	703 799 993	97 009 275	346 501 472
15119032	Solid fractions of refined palm oil, not chemically modified, with iodine value 40 or more	54 494 463	307 050 286	27 935 043	152 492 147
15119036	Liquid fractions of refined palm oil, not chemically modified, in packing of a net weight not exceeding 25 kg	92 568 014	616 362 030	61 223 050	382 142 036
15119037	Liquid fractions of refined palm oil, not chemically modified, in packing of a net weight>25kg, with 55<=iodine value<60	804 410 797	3 269 469 271	423 312 638	1 702 010 167
15119039	Liquid fractions of refined palm oil,not chemically modified,packing net weight>25kg,iodine value<55 or iodine value>=60	30 389 194	121 413 536	16 766 869	68 052 863
15119041	Solid fractions of unrefined palm oil, not chemically modified	9 499 899	27 998 770	4 917 200	14 352 577
15119042	Solid fractions of unrefined palm oil, not chemically modified, with packing of a net weight not exceeding 25 kg	18 100	28 100	2 665	4 165
15119049	Solid fractions of unrefined palm oil, not chemically modified, with packing of a net weight exceeding 25 kg	37 299 803	212 159 039	19 866 890	114 878 091
15121100	Crude oil of sunflowerseed or safflower oil, not chemically modified	-	2 700 000	-	1 012 500
15121990	Sunflower-seed or safflower oil and fractions other than crude oil, unrefined, refined, not chemically modified	800	1 275	6 000	8 043
15122100	Crude oil of cottonseed oil and its fractions whether or not gossypol has been removed, not chemically modified	-	15 200	-	27 897
15131100	Crude oil of coconut (copra) oil, not chemically modified	17 175 456	105 707 476	11 822 219	75 781 040
15131910	Fractions of unrefined coconut oil, not chemically modified	3	28 008	157	36 285
15131990	Coconut (copra) oil and its fractions other than crude oil and fraction of unrefined oil, not chemically modified	18 701 127	102 164 454	14 667 366	83 245 681
15132110	Crude oil of palm kernel, not chemically modified	19 861 706	99 618 891	12 674 339	69 301 114
15132190	Crude oil of babassu, not chemically modified	2 096	2 251	4 120	4 404
15132913	Unsolid fractions of unrefined palm kernel oil (palm kernel oil), not chemically modified	-	3 020 971	-	2 012 496
15132991	Solid fractions of refined palm kernel oil, not chemically modified	7 572 947	41 940 711	7 555 473	41 633 235
15132994	Palm kernel olein, refined, bleached and deodorized (RBD), not chemically modified	5 351 603	31 081 811	3 284 171	20 957 339
15132995	Palm kernel oil, RBD, not chemically modified	74 875 000	340 090 164	50 016 503	243 148 356
15152919	Fractions of unrefined maize (corn) oil, other than solid, but not chemically modified	-	137	-	137
15153010	Crude oil of castor oil, not chemically modified	-	380	-	490
15153090	Castor oil and its fractions, other than crude oil, but not chemically modified	-	1 096	-	19 273
15155090	Fractions of refined sesame oil, but not chemically modified	-	266	-	56
15159011	Crude oil of Illipe nut oil, but not chemically modified	-	15 400	-	41 530
15159012	Fractions of unrefined Illipe nut oil, but not chemically modified	-	37 000	-	8 140
15159019	Fractions of refined Illipe nut oil, but not chemically modified	1	147 227	141	550 215
15159021	Crude oil of Tung oil, but not chemically modified	-	150	-	3 450
15159039	Fractions of refined Jojoba oil, but not chemically modified	-	38	-	561
15159099	Fractions of refined oil of other fixed vegetable fats&oils, o.t HS 1515.11.00-1515.90.39, but not chemically modified	135 691	581 840	522 066	2 116 598
15161090	Animal fats and oils and their fractions, not re-esterified, but not further prepared	2	3 002	9	8 265
15162014	Vegetable fats and oils and their fractions of coconuts, reesterified, but not further prepared	100 545	902 309	504 553	3 721 020
15162015	Vegetable fats and oils and their fractions of palm kernels, crude, reesterified, but not further prepared	1 284 296	5 234 474	4 435 588	19 381 630
15162016	Vegetable fats & oils and their fractions of palm kernels, refined, bleached and deodorized (RBD), reesterified	226 600	226 600	176 754	176 754
15162017	Vegetable fats and oils and their fractions of groundnuts, reesterified, but not further prepared	480	480	209	209
15162019	Vegetable fats and oils and their fractions, reesterified, but not further prepared, other than HS 1516.20.11-1516.20.18	756 290	2 725 878	617 646	2 211 835
15162031	Vegetable fats&oils & their fractions of groundnuts, coconuts, soya beans, hydrogenated, in flakes, not further prepared	150 545	571 685	154 684	577 616

Tabel 3 : Ekspor Indonesia menurut Komoditi ( Kode HS 8 digit )

April 2019

Kode H S	Uraian golongan barang	Berat bersih (Kg)		Nilai F.O.B. ( U S \$ )	
		Bulan ini	Kumulatif	Bulan ini	Kumulatif
(1)	(2)	(3)	(4)	(5)	(6)
15162034	Vegetable fats & oils & their fractions of palm oil, hydrogenated, in flakes, not further prepared	594 000	1 882 000	376 200	1 215 187
15162035	Vegetable fats & oils & their fractions of palm kernels, hydrogenated, in flakes, not further prepared	1 016 340	4 098 980	986 994	3 960 006
15162039	Vegetable fats and oils and their fractions, hydrogenated, but not further prepared, other than HS 1516.20.31-1516.20.35	-	70	-	268
15162042	Vegetable fats & oils & their fractions of coconuts, hydrogenated, in oth forms, not further prepared	6 000	237 330	6 060	242 300
15162043	Vegetable fats & oils & their fractions of groundnuts, hydrogenated, in oth forms, not further prepared	340	340	174	174
15162045	Vegetable fats & oils & their fractions of olives, hydrogenated, in oth forms, not further prepared	850	2 445	553	1 586
15162046	Vegetable fats & oils & their fractions of palm oil fruit, hydrogenated, in oth forms, not further prepared	658 600	2 524 310	488 441	1 755 200
15162047	Vegetable fats & oils & their fractions of palm oil kernels, hydrogenated, in oth forms, not further prepared	5 115 645	21 736 978	4 977 333	21 026 829
15162049	Vegetable fats&oils&their fractions, hydrogenated, in oth forms, not further prepared, oth than HS 1516.20.41-1516.20.48	-	291 880	-	349 945
15162052	Vegetable fats & oils & their fractions of olives, interesterified, not further prepared	4 327 000	14 157 475	2 597 830	8 452 413
15162054	Vegetable fats & oils & their fractions of groundnuts, palm oil & coconuts, interesterified, not further prepared	-	503 350	-	349 443
15162059	Vegetable fats&oils & their fractions, inter-esterified, not further prepared, other than HS 1516.20.51-1516.20.54	197 870	240 740	145 487	177 186
15162062	Refined bleached&deodorised (RBD) palm stearin, elaidinised, with an iodine value not exceeding 48,not further prepared	433 000	4 264 635	276 162	2 908 435
15162094	Fats & oils and their fractions of soya beans, elaidinised, not further prepared	1 100	1 100	734	734
15162096	Refined, bleached and deodorised (RBD) palm kernel stearin, elaidinised, not further prepared	1 721 406	7 033 409	1 892 956	7 752 417
15162098	Fats & oils and their fractions of ground-nuts, of oil palm or of coconuts, elaidinised, not further prepared	2 041 422	3 387 585	2 139 271	3 031 181
15162099	Vegetables fats & oils and their fractions, elaidinised, not further prepared, other than HS 1516.20.91-1516.20.98	2 103 225	4 620 766	1 652 923	3 846 848
15171010	Margarine, excluding liquid margarine, in airtight container for retail sale	3 904 877	17 433 030	2 606 736	11 723 360
15171090	Margarine, excluding liquid margarine, other than in airtight container for retail sale	4 136 568	13 500 175	2 583 801	8 230 768
15179010	Imitation ghee	139 799	542 942	108 954	381 969
15179020	Liquid margarine	-	65 400	-	40 090
15179030	Edible mixtures or preparations of animal or vegetable fats or oils, of a kind used as mould release preparations	-	9 000	-	8 685
15179043	Shortening	57 117 966	247 023 496	35 803 873	152 406 591
15179061	Liquid mixtures/preparations of vegetable fats or oils or of their fractions in which ground nut oil predominates	-	500	-	11 000
15179064	Liquid mixtures/preparations of vegetable fats/oils/of their fractions, oth palm oil predominates, packings >25 kg	201 600	201 600	297 823	297 823
15179068	Liquid mixtures/preparations of vegetable fats/oils or of their fractions in which illipe nut oil predominates	352 745	1 688 949	1 045 889	4 997 241
15179090	Edible mix/preparations of animal/vegetable fats/oils/fractions of different fats/oils nec in 1517.90, o.t heading 15.16	19 398 513	85 253 176	15 921 864	71 208 854
15180014	Groundnut/soyabean/palm/coconut oil, boiled/oxidised/ dehydrated/sulphurised/blown/ polymerised /chemically modified	-	122 389	-	75 308
15180019	Veg fats&oil&its fractions, boiled/oxidise/ dehydrate/sulphurise/blown/polymerised/chemically modified o.t 1518.00.14-16	-	1 169 098	-	630 078
15180031	Inedible mixtures or preparations of the palm oil fruits or of palm oil kernels	5 100 000	7 199 790	3 140 500	3 788 441
15180035	Inedible mixtures or preparations of groundnuts	-	5	-	155
15180039	Inedible mixtures/preparations of vegetable fats/oils/of fracti.ons of different fats/oils o.t 1518.00.31-1518.00.37	1 533 856	18 292 472	861 860	9 693 291

Tabel 3 : Ekspor Indonesia menurut Komoditi ( Kode HS 8 digit )

April 2019

Kode H S	Uraian golongan barang	Berat bersih (Kg)		Nilai F.O.B. ( U S \$ )	
		Bulan ini	Kumulatif	Bulan ini	Kumulatif
(1)	(2)	(3)	(4)	(5)	(6)
15180060	Inedible mixtures/preparations of animal fats/oils or of fractions thereof and vegetable fats/oils/fractions thereof	5 297 990	21 515 860	2 577 882	10 720 193
15200010	Crude glycerol	52 126 233	191 785 122	10 793 433	42 531 661
15200090	Glycerol, glycerol waters and glycerol lyes, oth than crude glycerol	-	356 296	-	115 273
15211000	Vegetable waxes, whether or not refined or coloured	86 000	556 525	57 358	384 395
15219010	Beeswax and oth insect waxes, whether or not refined or coloured	1 325	2 246	26 964	49 741
15220090	Residues resulting from the treatment of fatty substances or animal or vegetable waxes	715 000	5 329 190	250 642	1 880 840
16010010	Sausages & similar products of meat/meat offal/blood, food preparation base on it, in airtight container for retail sale	2 105	3 932	5 196	10 030
16010090	Sausages&similar products of meat/meat offal/blood, food preparation based on, not in airtight container for retail sale	2 557	14 454	27 857	113 940
16023110	Prepared or preserved meat, meat offal or blood of turkeys, in airtight containers for retail sale	-	837	-	3 150
16023191	Meat, meat offal or blood, mechanically deboned or separated meat of turkey, not in airtight container for retail sale	-	5 362	-	17 988
16023199	Prepared/preserved meat, meat offal/blood of turkeys, not in airtight containers for retail sale, oth than 1602.31.91	-	116	-	8
16023210	Prepared or preserved of chicken curry, in airtight containers for retail sale	-	16	-	52
16023290	Prepared/preserved of meat,meat offal/blood fowls of species Gallus domesticus, o.t chicken curry in airtight container	408	13 819	1 343	50 054
16025000	Prepared or preserved meat, meat offal or blood of bovine animals	3 027	7 613	10 711	20 004
16029010	Mutton curry, in airtight containers for retail sale	639	905	3 256	5 068
16029090	Prepared or preserved meat, meat offal, including blood of animals, other than 1602.10.10-1602.90.10	6 485	21 203	6 691	36 077
16030000	Extracts and juices of meat, fish or crustaceans, molluscs or oth aquatic invertebrates	22 660	172 040	59 503	573 573
16041110	Salmon whole or in pieces, but not minced, in airtight containers for retail sale	-	20	-	20
16041311	Sardines, whole or in pieces, but not minced, in airtight containers for retail sale	765 329	2 831 716	1 776 713	6 674 993
16041319	Sardines, whole or in pieces, but not minced, not in airtight containers for retail sale	233 044	883 930	590 985	2 084 473
16041411	Tunas, whole or in pieces, but not minced, in airtight containers for retail sale	6 135 780	19 198 997	27 790 519	86 985 426
16041419	Skipjack and bonito (Sarda spp) whole or in pieces, but not minced, in airtight containers	761 635	1 748 697	2 303 236	5 489 682
16041490	Tunas, skipjack and bonito (Sarda spp), whole or in pieces, but not minced, not in airtight containers for retail sale	2 312 450	8 784 695	11 493 373	43 076 371
16041590	Mackerel, whole or in pieces, but not minced, not in airtight containers for retail sale	15 753	275 185	36 000	431 815
16041610	Anchovies, whole or in pieces, but not minced, in airtight containers for retail sale	14 038	14 038	59 197	59 197
16041710	Eels, whole or in pieces, but not minced, in airtight containers for retail sale	-	2 830	-	60 136
16041790	Eels, whole or in pieces, but not minced, not in airtight containers for retail sale	17 162	37 236	494 154	1 020 031
16041891	Shark fins, whole/in pieces, not minced, not ready for immediate consumption, in airtight containers for retail sale	3 240	8 755	57 620	139 048
16041930	Fish, whole or in pieces, but not minced, in airtight containers for retail sale, other than HS 1604.11.10-1604.19.20	67 086	114 141	165 861	301 259
16041990	Fish, whole or in pieces, but not minced, not in airtight containers for retail sale, oth than HS 1604.11.10-1604.19.20	24 939	86 908	229 976	991 777
16042030	Fish ball	23 652	114 294	81 340	434 603
16042040	Fish paste	323 400	1 092 673	950 167	3 269 383
16042091	Prepared or preserved fish, in airtight containers for retail sale, other than fish sausage, fish ball, fish paste	132 631	243 847	433 004	836 154
16042099	Prepared or preserved fish, not in airtight containers for retail sale, other than fish sausage, fish ball, fish paste	247 510	1 009 655	690 436	3 451 085

Tabel 3 : Ekspor Indonesia menurut Komoditi ( Kode HS 8 digit )

April 2019

Kode H S	Uraian golongan barang	Berat bersih (Kg)		Nilai F.O.B. ( U S \$ )	
		Bulan ini	Kumulatif	Bulan ini	Kumulatif
(1)	(2)	(3)	(4)	(5)	(6)
16043200	Caviar substitutes	10	16 526	100	371 262
16051010	Crab, prepared or preserved, in airtight containers for retail sale	744 107	2 990 215	16 574 342	65 921 312
16051090	Crab, prepared or preserved, not in airtight containers for retail sale	275 967	1 693 223	5 723 157	34 983 548
16052100	Shrimps and prawns, prepared or preserved, not in airtight container	2 966 849	9 795 564	26 413 979	88 157 076
16052920	Shrimp ball, in airtight container	145 937	422 847	763 406	2 467 590
16052930	Breaded shrimp, in airtight container	476 222	1 959 555	3 770 163	15 996 264
16052990	Prepared or preserved shrimps and prawns, in airtight container, other than shrimp ball & breaded shrimp	242 206	2 705 478	1 050 442	19 186 422
16053000	Lobster, prepared or preserved	2 261	6 548	4 522	12 962
16054000	Crustacean, other than crab, shrimps, prawns, and lobsters, prepared or preserved	-	17 046	-	141 310
16055100	Oysters, prepared or preserved	-	1	-	34
16055200	Scallops, including queen scallops, prepared or preserved	-	3 975	-	9 511
16055490	Cuttle fish and squid, prepared or preserved, not in airtight containers for retail sale	55 173	168 444	455 439	1 450 301
16055500	Octopus, prepared or preserved	121 132	296 633	1 032 649	2 346 768
16055600	Clams, cockles and arkshells, prepared or preserved	173 345	646 808	490 655	1 983 512
16055790	Abalone, prepared or preserved, not in airtight containers for retail sale	234	837	1 661	6 161
16055800	Snails, oth than sea snails prepared and preserved	147 702	362 050	689 691	1 699 666
16055900	Mollusc, o.t oysters,scallops,mussels,cuttle fish,squid,octopus,clams,cockles,arkshell,abalone,snail, prepared/preserved	58 112	103 504	214 338	388 294
16056100	Sea cucumbers, prepared or preserved	360	48 006	16 812	822 024
16056900	Aquatic invertebrates, prepared or preserved, other than crustaceans, molluscs, sea cucumbers, sea urchins, jellyfish	-	7 281	-	32 947
17011200	Raw sugar of beet sugar in solid form, not containing added flavouring or colouring matter	15 685	28 969	23 423	44 422
17011300	Raw sugar of cane sugar specified in subheading note 2, in solid form, not cont added flavouring/colouring matter	-	1 628	-	3 274
17011400	Raw sugar of cane sugar,in solid form, not contain added flavouring/colouring matter, o.t specified in Subheading Note 2	5 927	34 444	12 885	39 861
17019100	Cane or beet sugars, chemically pure sucrose, in solid form, containing added flavouring or colouring matter	369	6 474	261	6 381
17019910	Refined sugar	33 170	1 258 569	69 771	829 101
17019990	Cane/beet sugars, chemically pure sucrose,in solid form,o.t raw sugar, contain flavouring/colouring matter,refined sugar	38 255	147 006	42 969	164 542
17021100	Lactose and lactose syrup, contain by 99 % or more lactose, expressed as anhydrous lactose, calculated on the dry matter	-	400	-	412
17021900	Lactose and lactose syrup, contain less than 99 % lactose, expressed as anhydrous lactose, calculated on the dry matter	14 857	131 522	18 176	101 974
17022000	Maple sugar and maple syrup	1 220	1 484	281	461
17023010	Glucose, not containing fructose or containing in the dry state less than 20 % by weight of fructose	-	99 800	-	76 416
17023020	Glucose syrup, not containing fructose or containing in the dry state less than 20 % by weight of fructose	429 600	1 745 292	298 127	1 220 033
17026020	Fructose syrup containing in the dry state more than 50 % by weight of fructose, excluding invert sugar	476 400	1 441 700	184 127	582 677
17029011	Chemically pure maltose,in dry state with fructose 50%	-	152 500	-	73 574
17029019	Maltose syrup,in dry state with fructose 50%	205 675	513 644	282 175	640 042
17029020	Artificial honey,whether/not mixed with natural honey,in dry with fructose 50%	13 292	43 991	21 284	87 973
17029030	Flavoured/coloured sugars (excl maltose), in dry with fructose 50%	11 596	24 655	18 080	25 223
17029040	Caramel, in dry with fructose 50%	-	100	-	190
17029091	Syrup of sugar, in dry state with fructose 50%	22 664	127 752	42 808	223 673
17029099	Sugar, including invert sugar and sugar syrup blends, in dry with fructose 50% other than 1702.90.11-1702.90.91	3 348 174	12 883 539	4 210 113	15 933 187
17031010	Cane molasses, containing added flavouring/colouring matter	289	27 509	3 653	11 815



Tabel 3 : Ekspor Indonesia menurut Komoditi ( Kode HS 8 digit )

April 2019

Kode H S	Uraian golongan barang	Berat bersih (Kg)		Nilai F.O.B. ( U S \$ )	
		Bulan ini	Kumulatif	Bulan ini	Kumulatif
(1)	(2)	(3)	(4)	(5)	(6)
17031090	Cane molasses, not containing added flavouring/colouring matter	54 638 381	126 648 352	5 995 230	13 660 533
17039010	Molasses, resulting from the extraction or refining of sugar, contain add flavour/colour matter,other than cane molasses	-	2 659	-	8 302
17039090	Molasses, resulting from the extraction or refining of sugar, not contain add flavour/colour matter, oth cane molasses	65 356	193 772	191 665	703 456
17041000	Chewing gum, whether or not sugar-coated	62 958	539 209	234 025	1 671 593
17049010	Medicated pastilles & drops, not containing cocoa	14 912	59 348	94 138	392 428
17049020	White chocolate, not containing cocoa	104 630	362 977	283 368	1 024 868
17049091	Sugar confectionery,not contain cocoa,soft,contain gelatin,o.t chewing gum, medicated pastilles&drops, white chocolate	724 407	2 783 465	2 808 661	10 542 633
17049099	Sugar confectionery,not contain cocoa,o.t soft&contain gelatin,o.t chewing gum, medical pastilles&drops, white chocolate	3 206 160	12 630 361	7 764 834	32 108 794
18010000	Cocoa beans, whole or broken, raw or roasted	866 480	4 595 906	2 277 695	11 529 446
18020000	Cocoa shells, husks, skins and oth cocoa waste	647 017	1 773 301	154 614	558 742
18031000	Cocoa paste, defatted	1 538 520	7 182 727	5 911 352	29 326 365
18032000	Cocoa paste, wholly or partly defatted	4 232 954	11 204 705	5 033 556	13 697 301
18040000	Cocoa butter, fat and oil	11 354 324	38 626 621	60 503 956	206 118 818
18050000	Cocoa powder, not containing added sugar or other sweetening matter	6 373 752	20 664 881	10 423 192	33 464 384
18061000	Cocoa powder, containing added sugar or other sweetening matter	27 193	72 046	34 836	112 766
18062010	Chocolate confectionery blocks, slabs or bars weighing more than 2 kg	636 613	2 396 538	1 412 384	5 493 498
18062090	Chocolate, liquid,paste,granular or other bulk form in containers or immediate packings, of a content exceeding 2 kg	31 746	397 706	108 295	1 348 412
18063100	Chocolate and other food preparations containing cocoa, filled, in blocks, slabs, bars, weight <= 2kg	51 228	152 299	335 211	1 032 469
18063200	Chocolate and other food preparations containing cocoa, not filled, in blocks, slabs, bars, weight <= 2kg	282 901	1 027 478	919 043	3 330 629
18069010	Chocolate confectionery in tablets or pastilles	55 464	296 013	317 109	1 710 572
18069030	Food preparations of flour, meal, starch/malt extract, contain >=40 % but < 50 % by weight of cocoa	31	1 831	305	8 055
18069040	Food preparation of head 04.01-04.04, contain >=5% but <10% by weight of cocoa,for infant/young children,not retail sale	388	751	100 664	179 053
18069090	Chocolate and food preparation contain cocoa other than 1806.10.00-1806.90.40	160 078	680 845	668 457	2 321 026
19011010	Preparations suitable for infants or young children of malt extract, not contain or contain < 40% cocoa, for retail sale	-	41 352	-	193 398
19011020	Preparations suitable for infants or young children of HS 04.01-04.04, not contain or contain <5% cocoa,for retail sale	-	721 428	-	2 332 006
19011030	Preparations suitable for infants or young children of soya-bean powder, not contain/contain <40% cocoa,for retail sale	136	25 177	118	83 981
19011099	Food preparations of flour,groats,meal,starch for infant or >3 years old,for retail sale, o.t HS 1901.10.10-1901.10.91	66 391	403 933	250 942	1 153 122
19012010	Mixes&doughs for preparation of bakers' wares of head 19.05,of flour, groats, meal,starch/malt extract,not contain cocoa	100 071	496 835	109 147	669 943
19012020	Mixes&doughs for preparation of bakers' wares of head 19.05,of flour, groats, meal,starch/malt extract, containing cocoa	1 270	6 370	1 350	11 200
19012030	Mixes&doughs for preparation of bakers' wares of HS 1905, not contain cocoa,oth of flour,groats,meal,starch/malt extract	44 979	333 985	77 726	616 262
19012040	Mixes&doughs for preparation of bakers' wares of HS 1905, contain cocoa, oth of flour,groats,meal,starch/malt extract	3 040	7 228	5 664	16 657
19019019	Food preparations suitable for infants/young children, not put up for retail sale, other than medical foods	46 410	148 643	100 914	335 683
19019020	Malt extract	1 568	71 354	4 232	633 507

Tabel 3 : Ekspor Indonesia menurut Komoditi ( Kode HS 8 digit )

April 2019

Kode H S	Uraian golongan barang	Berat bersih (Kg)		Nilai F.O.B. ( U S \$ )	
		Bulan ini	Kumulatif	Bulan ini	Kumulatif
(1)	(2)	(3)	(4)	(5)	(6)
19019032	Food preparation of goods of HS 04.01-04.04, containing cocoa powder, other than filled milk	-	12 272	-	45 969
19019039	Food preparation of goods of HS 04.01-04.04, not containing cocoa powder, other than filled milk	30 626	260 774	151 342	701 050
19019049	Soya based preparation, other than in powder form	11 430	91 496	129 029	249 810
19019091	Medical foods, other than preparations suitable for infants or young childrens	24 050	28 800	20 324	24 699
19019099	Food preparations suitable not for infants/young children, other than 1901.10.10-1901.90.91	1 533 083	5 147 076	3 259 004	12 063 551
19021100	Uncooked pasta, not stuffed/othwise prepared, containing eggs	29 700	71 082	56 750	103 197
19021920	Rice vermicelli (including bee hoon), uncooked, not stuffed/othwise prepared, not containing eggs	15 644	75 601	12 651	49 178
19021931	Transparent vermicelli of corn, uncooked, not stuffed/otherwise prepared, not containing eggs	4 204	11 044	3 543	10 661
19021939	Transparent vermicelli, uncooked, not stuffed/otherwise prepared, not containing eggs, other than of corn	-	617	-	1 092
19021940	Noodles, uncooked, not stuffed/otherwise prepared, not containing eggs, oth than rice vermicelli& transparent vermicelli	53 474	562 430	98 198	970 253
19021990	Uncooked pasta, not stuffed/otherwise prepared, not containing eggs, other than rice vermicelli& transparent vermicelli	953 531	2 887 242	942 390	2 879 248
19022090	Stuffed pasta whether or not cooked/otherwise prepared,other than stuffed with meat/meat offal,fish,crustaceans/molluscs	-	9 105	-	48 124
19023020	Rice vermicelli (including bee hoon), cooked or otherwise prepared, other than stuffed	18 066	75 299	28 995	115 849
19023030	Transparent vermicelli, cooked or otherwise prepared, other than stuffed	26 081	91 458	34 771	117 921
19023040	Instant noodles, whether or not cooked or otherwise prepared, other than stuffed	12 511 017	42 123 414	20 280 679	69 343 575
19023090	Cooked pasta, not stuffed, other than rice vermicelli, transparent vermicelli, instant noodles	779 027	3 164 200	1 809 810	6 797 196
19030000	Tapioca & substitutes therefor prepared from starch, in the form of flakes, grains, pearls, siftings or in similar forms	275 174	751 387	437 911	1 457 569
19041010	Prepared food obtained by the swelling/roasting of cereals/cereal products, containing cocoa	6 929	16 209	23 252	56 497
19041090	Prepared food obtained by the swelling/roasting of cereals/cereal products, not containing cocoa	147 288	655 645	458 579	2 052 710
19042010	Prepared foods obtained from unroasted cereal flakes	16 033	79 801	40 219	122 017
19042090	Prepared foods obtained from mixtures of unroasted cereal flakes and roasted cereal flakes or swelled cereals	36 358	65 932	104 980	185 520
19043000	Bulgur wheat	735	1 603	4 454	11 941
19049010	Rice preparations, including pre-cooked rice	12 179	14 045	44 910	50 188
19049090	Cereals (oth maize (corn)), in grain form/other worked grains (except flour, groats&meal), pre?cooked/otherwise prepared	156 500	975 033	1 270 209	5 929 174
19051000	Crispbread, whether or not containing cocoa	70 658	268 523	154 052	588 981
19052000	Gingerbread and the like, whether or not containing cocoa	-	21 651	-	6 916
19053110	Sweet biscuits, not containing cocoa	3 229 178	16 016 480	9 892 433	44 352 562
19053120	Sweet biscuits, containing cocoa	3 939 183	15 832 541	7 084 017	28 712 966
19053210	Waffles	846 733	2 897 111	2 361 700	8 121 079
19053220	Wafers	9 720 420	34 570 708	21 145 261	76 444 980
19054090	Rusk, toasted bread & similar toasted product, containing added sugar, honey, eggs, fats, cheese or fruit	59 905	240 948	246 485	665 355
19059010	Unsweetened teething biscuits	1 127 109	3 597 283	2 130 618	7 138 730
19059020	Unsweetened biscuits, other than teething biscuits	203 960	466 847	266 722	626 307
19059030	Cakes	71 640	270 798	264 275	890 116
19059040	Pastries	28 807	81 911	46 377	205 424
19059050	Flourless bakers' wares	-	2 330	-	2 190
19059070	Communion wafers, sealing wafers, rice paper and similar products	10	254	6	1 786
19059080	Crisp savoury food products, nec in heading 1905, whether or not containing cocoa	161 384	843 635	230 202	1 273 589

Tabel 3 : Ekspor Indonesia menurut Komoditi ( Kode HS 8 digit )

April 2019

Kode H S	Uraian golongan barang	Berat bersih (Kg)		Nilai F.O.B. ( U S \$ )	
		Bulan ini	Kumulatif	Bulan ini	Kumulatif
(1)	(2)	(3)	(4)	(5)	(6)
19059090	Bread,pastry,cake,biscuit&oth bakers' wares,won contain cocoa,sealing wafer,rice paper&sim, o.t HS 1905.10.00-1905.90.80	655 518	2 798 950	1 421 007	5 498 453
20019090	Vegetables,fruit,nuts&other edible parts of plants, prepared/preserved by vinegar/acetic acid,o.t cucumber,gherkin,onion	588	90 858	1 319	117 306
20029090	Tomatoes not whole or in pieces, prepared/preserved otherwise than by vinegar or acetic acid, other than paste&powder	-	130	-	1 296
20031000	Mushrooms of the genus Agaricus, prepared or preserved othwise than by vinegar or acetic acid	89 748	684 548	182 141	1 179 552
20039090	Mushrooms, prepared or preserved othwise than by vinegar or acetic acid, other than mushrooms of the genus Agaricus	1 241	1 427	8 688	12 135
20041000	Potatoes, prepared or preserved otherwise than by vinegar or acetic acid, frozen, other than products of heading 20.06	465	1 932	485	2 421
20049010	Vegetable&mix,preserved o.t by vinegar/acetic acid,frozen,o.t 20.06,o.t tomato,mushroom,potato, for infant/young child	7	19 380	70	5 492
20049090	Vegetable&mix,preserved o.t by vinegar/acetic acid,frozen,o.t 20.06,o.t tomato,mushroom,potato,not for infant/youngchild	95 392	581 353	170 457	1 150 577
20052011	Potatoes chips&sticks in airtight container, retail sale, not frozen,not prepared/preserved by vinegar/acetic acid	7 089	22 182	31 056	105 037
20052019	Potato chips&sticks not in airtight container, not retail sale,not frozen,not prepared/preserved by vinegar/acetic acid	30 381	134 858	168 596	713 298
20052099	Potato not in airtight container,not retail sale,not frozen,not prepared/preserved by vinegar/acetic acid,o.t chip&stick	1 449	5 841	17 359	69 966
20054000	Peas, prepared or preserved otherwise than by vinegar or acetic acid, not frozen, other than products of heading 20.06	-	546	-	13
20055100	Beans,shelled, prepared/preserved otherwise than by vinegar/acetic acid, not frozen,other than products of heading 20.06	92	7 059	409	35 837
20055910	Beans in airtight container,retail sale, prepared/preserved otherwise than by vinegar/acetic acid,not frozen,o.t shelled	-	60	-	169
20055990	Beans o.t in airtight container for retail sale, prepared/preserved oth by vinegar/acetic acid,not frozen,o.t shelled	480	1 015	1 206	2 297
20058000	Sweet corn, prepared/preserved otherwise than by vinegar/acetic acid, not frozen, other than products of heading 20.06	-	61	-	8
20059100	Bamboo shoots,prepared/preserved otherwise than by vinegar/acetic acid, not frozen, other than products of heading 20.06	-	120	-	40
20059910	Vegetbl&mix of vege in airtight container,retail sale,prepare/preserve o.t vinegar/acetic acid, o.t HS 2005.10-2005.91	-	4	-	3
20059990	Vegetbl&mix of vege not in airtight container,not retail,prepare/preserve oth vinegar/acetic acid,o.t HS 2005.10-2005.91	144 976	710 995	165 189	743 746
20060000	Vegetables, fruit, nuts, fruit-peel and other parts of plants, preserved by sugar (drained, glace or crystallised)	14 332	14 855	26 418	27 814
20071000	Jams,fruit jellies, marmalades,fruit/nut, homogenised preparations, obtained by cooking, won cont added sugar/oth sweet	53 968	117 837	93 605	198 299
20079100	Jams, jellies,marmalades,of citrus fruit,not homogenised preparations,obtained by cooking,won cont added sugar/oth sweet	103	113	76	114
20079910	Fruit pastes oth of mangoes, pineapples or strawberries,not homogenised preparations,won cont added sugar/oth sweet	38 708	131 604	133 762	401 943
20079920	Jams and fruit jellies oth of citrus fruit,not homogenised preparations,won cont added sugar/oth sweet	2 113	5 714	6 579	20 435

Tabel 3 : Ekspor Indonesia menurut Komoditi ( Kode HS 8 digit )

April 2019

Kode H S	Uraian golongan barang	Berat bersih (Kg)		Nilai F.O.B. ( U S \$ )	
		Bulan ini	Kumulatif	Bulan ini	Kumulatif
(1)	(2)	(3)	(4)	(5)	(6)
20079990	Fruit pastes of mangoes, pineapples or strawberries,not homogenised preparations,won cont added sugar/oth sweet	137 120	481 181	463 285	1 435 884
20081110	Roasted ground nuts, otherwise prepared/preserved won contain sugar/sweetening matter	131 086	469 946	376 671	1 331 629
20081120	Peanut butter, otherwise prepared/preserved won contain sugar/sweetening matter	44 922	110 215	70 090	214 851
20081190	Ground nuts, otherwise prepared/preserved won contain sugar/sweetening matter, other than roasted&peanut butter	111 284	335 945	251 500	1 053 453
20081910	Cashew nut including mixture, otherwise prepared/preserved won contain sugar/sweetening matter	4 869	43 030	63 678	382 391
20081991	Nut including mixture,roasted,otherwise prepared/preserved won contain sugar/sweetening matter,o.t gorund nut,cashew nut	68 400	192 216	182 015	465 131
20081999	Nut including mixture,not roasted,otherwise prepared/preserved won contain sugar/sweetening matter,other than cashew nut	27 723	260 466	50 151	1 823 017
20082090	Pineapple not in airtight container for retail sale, otherwise prepared/preserved won contain sugar/sweetening matter	16 210 026	59 391 659	12 513 026	46 922 068
20089710	Mix of stems,roots&other edible parts of plants,not incl fruits/nuts won contain added sugar/other sweetener or spirit	200	200	1 917	1 917
20089720	Mix of stems,roots&other edible parts of plants, including fruits/nuts, contain added sugar/other sweetener or spirit	469 096	2 503 487	474 963	2 336 718
20089910	Lychees, otherwise prepared/preserved whether or not contain sugar/sweetening matter	-	25	-	325
20089920	Longans, otherwise prepared/preserved whether or not contain sugar/sweetening matter	1 531	1 531	2 378	2 378
20089930	Stems,roots&other edible part of plant,not incl fruit/nut,othwise prepared/preserved won contain sugar/sweetening matter	19 611	58 672	10 550	33 899
20089940	Stems,roots&other edible part of plant,including fruit/nut,othwise prepared/preserved, contain sugar/sweetening matter	8 875	17 875	8 840	13 940
20089990	Stems,roots&other edible part of plant,includ fruit/nut,othwise prepared/preserved, not contain sugar/sweetening matter	1 049 839	3 993 833	1 856 140	6 992 981
20091100	Orange juice, frozen	1 450	1 450	315	315
20091200	Orange juice, not frozen, of a brix value not exceeding 20	-	1 680	-	2 220
20091900	Orange juice, not frozen, of a Brix value exceeding 20	9 554	75 175	17 364	71 790
20092900	Grapefruit (including pomelo) juice, of a brix value exceeding 20	-	1 519	-	6 393
20093900	Juice of any other single citrus fruit, of a brix value exceeding 20	-	420	-	204
20094100	Pineapple juice, of a brix value not exceeding 20	84 000	168 000	31 068	60 472
20094900	Pineapple juice, of a brix value exceeding 20	1 793 757	7 658 943	1 860 338	7 826 267
20096900	Grape juice (including grape must), of a brix value exceeding 20	1	16	1	16
20097900	Apple juice, of a brix value exceeding 20	11 358	16 421	11 282	18 216
20098910	Blackcurrant juice	-	1 100	-	2 200
20098999	Juice, other than HS 2009.11.00-2009.89.10, not suitable for infants or young children	124 512	350 152	85 285	545 961
20099091	Mixtures of juices, not suitable for infants or young children, ready for immediate consumption	64 196	252 735	79 155	289 591
20099099	Mixtures of juices, not suitable for infants or young children, not ready for immediate consumption	102 797	155 035	40 947	371 048
21011110	Instant coffee	5 563 853	17 110 477	18 150 404	55 774 072
21011190	Extracts, essences and concentrates of coffee, other than instant coffee	80 117	446 833	337 895	1 961 714
21011291	Coffee preparation with a basis of extracts, essences or concentrate containing added sugar, won containing creamer	11 855 291	43 194 581	33 576 655	125 285 365
21011292	Coffee preparation with a basis of ground roasted coffee containing added sugar, whether or not containing creamer	5 157	5 241	26 132	26 455
21011299	Mixtures not in paste form with a basis of ground roasted coffee, containing vegetable fats	166 452	1 385 342	393 913	3 640 380

Tabel 3 : Ekspor Indonesia menurut Komoditi ( Kode HS 8 digit )

April 2019

Kode H S	Uraian golongan barang	Berat bersih (Kg)		Nilai F.O.B. ( U S \$ )	
		Bulan ini	Kumulatif	Bulan ini	Kumulatif
(1)	(2)	(3)	(4)	(5)	(6)
21012020	Tea extracts for the manufacture of tea preparations, in powder form	396 548	821 802	441 979	894 872
21012030	Preparations of tea consisting of a mixture of tea, milk powder and sugar	28 863	139 915	72 057	301 797
21012090	Extracts, essences&concentrates, of tea or maté, not in powder form, not consisting of mixture of tea,milk powder&sugar	7 377	72 698	126 417	553 507
21013000	Roasted chicory and oth roasted coffee substitutes, and extracts, essences and concentrates thereof	35 480	35 490	18 319	18 811
21021000	Active yeasts	2 335	4 657	2 083	6 791
21022090	Inactive yeasts, of a kind not used in animal feeding	1 276	3 169	5 962	19 262
21023000	Prepared baking powders	7 452	28 182	28 908	71 607
21031000	Soya sauce	1 102 115	4 719 071	1 558 803	6 742 921
21032000	Tomato ketchup and oth tomato sauces	97 705	260 579	104 187	264 599
21033000	Mustard flour and meal and prepared mustard	6	11 276	46	43 396
21039011	Chilli sauce	378 304	1 941 430	640 520	3 413 425
21039012	Fish sauce	-	1 110	-	8 040
21039013	Sauces other than Chilli sauce or Fish sauce	78 220	166 587	330 716	618 882
21039019	Preparations of sauces	2 981 569	10 248 372	13 363 263	43 448 111
21039021	Shrimp paste including belachan (blachan)	82 424	257 367	84 180	343 554
21039029	Mixed condiments and mixed seasonings other than shrimp paste	168 580	992 952	503 666	2 909 108
21041019	Soups and broths & preparation therefor containing meat, not suitable for infants or young children	48	468	24	244
21041099	Soups and broths & preparation therefor, not containing meat, not suitable for infants or young children	6 880	23 776	19 763	100 721
21042019	Homogenised composite food preparation, containing meat, not suitable for infants or young children	129 832	499 940	682 510	2 625 084
21042091	Homogenised composite food preparation, not containing meat, suitable for infants or young children	-	50	-	5
21042099	Homogenised composite food preparation, not containing meat, not suitable for infants or young children	-	110	-	14
21050000	Ice cream and other edible ice, whether or not containing cocoa	1 564 664	5 011 032	3 527 260	11 582 772
21061000	Protein concentrates and textured protein substances	5 605	31 555	15 933	151 498
21069011	Dried bean curd and dried bean curd stick	3 144	47 367	4 703	117 132
21069012	Fresh soybean curd (tofu)	-	23 114	-	77 313
21069019	Beancurd, other than dried bean curd,dried bean curd stick,fresh soybean curd (tofu)	46 345	149 083	278 100	875 979
21069020	Powdered alcohol	42 240	47 715	27 360	58 331
21069030	Non-dairy creamer	1 951 309	6 694 483	3 054 628	10 765 085
21069041	Autolysed yeast extracts in powder form	144	8 514	753	57 421
21069049	Autolysed yeast extracts not in powder form	139 022	475 232	258 727	719 823
21069053	Ginseng based products	12 120	36 558	17 757	77 162
21069054	Non-alcoholic preparations used as raw material for the manufacture of composite concentrates, other than ginseng	15 571	53 692	82 272	327 282
21069055	Non-alcoholic, composite concentrates for simple dilution with water to make beverages, other than ginseng	2 807 428	8 673 992	6 975 380	22 184 186
21069059	Non-alcoholic preparations of a kind used for the making/for the manufacture of beverages oth than HS 21069053-21069055	399 739	849 144	945 828	1 915 224
21069064	Composite concentrate for simple dilution water to make beverage kind used for making alcoholic beverage, in liquid form	130 000	130 000	95 375	95 375
21069067	Alcoholic preparations, of a kind used for the manufacture of alcoholic beverages, not in liquid form	14	1 479	3	1 023
21069072	Food supplements based on other than ginseng	644 278	2 053 095	5 308 413	18 480 045
21069081	Food preparations for lactase deficient infants or young children	11 914	44 966	63 339	230 832
21069089	Food preparations not for lactase deficient infants or young children	-	139 086	-	530 044
21069091	Food preparation,mix of chemicals with foodstuffs/oth substances with nutritive value,of a kind used for food processing	135 339	348 207	472 162	1 119 089
21069092	Flavoured or coloured syrups	163 840	344 813	144 121	436 241
21069096	Medical foods n.e.c. in heading no. 2106	7 208	55 514	117 273	614 850
21069097	Tempeh	39 050	148 783	81 466	350 638

Tabel 3 : Ekspor Indonesia menurut Komoditi ( Kode HS 8 digit )

April 2019

Kode H S	Uraian golongan barang	Berat bersih (Kg)		Nilai F.O.B. ( U S \$ )	
		Bulan ini	Kumulatif	Bulan ini	Kumulatif
(1)	(2)	(3)	(4)	(5)	(6)
21069098	Flavouring preparations, nec in heading 21.06	147 297	415 214	838 078	1 760 618
21069099	Food preparations not elsewhere specified or included, nec in heading 21.06	11 018 839	41 771 561	16 250 035	60 564 865
22011010	Mineral waters	10 010 548	40 607 336	1 561 644	6 480 585
22011020	Aerated waters	8 900	39 068	2 621	13 055
22019090	Water, not containing added sugar/sweetening matter nor flavoured, other than mineral water & aerated water	420 116	1 383 817	213 668	587 831
22021010	Sparkling mineral waters or aerated waters, flavoured	1 913 697	4 843 632	1 293 392	3 136 934
22021090	Waters, containing added sugar or other sweetening matter or flavoured, other than sparkling mineral/aerated waters	3 774 783	18 210 071	3 091 396	14 054 693
22029100	Non-alcoholic beer	7 506	27 783	14 760	58 828
22029910	Flavoured UHT milk drinks	128 427	543 947	152 218	663 163
22029920	Soya milk drinks	-	925	-	542
22029940	Coffee based drinks or coffee flavoured drinks	184 365	286 743	154 157	238 933
22029950	Non-aerated beverages ready for immediate consumption without dilution, other than HS 2202.91.00-2202.99.40	3 799 759	13 773 241	2 035 643	7 514 087
22029990	Aerated beverages ready for immediate consumption without dilution, other than HS 2202.91.00-2202.99.40	291 965	1 180 058	823 240	1 407 706
22030011	Stout or porter of an alcoholic strength by volume not exceeding 5.8 % vol	-	240	-	274
22030019	Stout or porter of an alcoholic strength by volume exceeding 5.8 % vol	47 717	306 071	39 978	315 078
22030091	Beer made from malt, including ale of an alcoholic strength by volume not exceeding 5.8 % vol, other than stout/porter	13 900	77 787	4 306	36 449
22030099	Beer made from malt, including ale of an alcoholic strength by volume exceeding 5.8 % vol, other than stout/porter	863 992	2 344 419	633 684	1 778 481
22041000	Sparkling wine	921	4 063	8 432	31 479
22042111	Wine of an alcoholic strength by volume not exceeding 15 % vol, in container holding 2 l or less	1 840	51 652	34 753	392 235
22042911	Wine of an alcoholic strength by volume not exceeding 15 % vol, in container holding > 10 l	-	1 579	-	4 152
22042914	Wine of an alcoholic strength by volume exceeding 23% vol, in container holding > 10 l	2 600	2 600	12 269	12 269
22051010	Vermouth and other aromatic wine, of an alcoholic strength by vol<=15%, in container holding<=2 l	-	9	-	37
22060010	Cider or perry	-	20 454	-	21 237
22060091	Rice wine (including medicated rice wine), nec in heading 22.03 or 22.06	-	30	-	189
22060099	Fermented beverages nec in heading no. 22.03-22.06	2 386	4 408	3 670	4 880
22071000	Undenatured ethyl alcohol of an alcoholic strength by volume of 80 % vol or higher	2 820 565	12 815 078	2 701 519	11 904 747
22072090	Ethyl alcohol&other spirits, denatured, of any strength, other than denatured ethyl alcohol including methylated spirits	8 076	66 956	11 269	94 145
22083000	Whiskies	50	6 188	237	498 003
22085000	Gin and Geneva	-	6	-	65
22086000	Vodka	16 264	16 448	189 606	189 954
22087010	Liqueurs and cordials of an alcoholic strength by volume not exceeding 57 % vol	-	391	-	1 996
22089099	Spirituous beverages of an alcoholic strength by volume exceeding 1.14 % vol, other than HS 2208.20.50-2208.90.80	6	6	101	101
22090000	Vinegar and substitutes for vinegar obtained from acetic acid	39 910	100 058	24 759	46 536
23011000	Flours, meals and pellets, of meat or meat offal, greaves	7 086	33 888	3 349	13 381
23012010	Flours, meals & pellets, of fish, with a protein content < 60% by weight	38 500	342 500	28 388	268 298
23012020	Flours, meals & pellets, of fish, with a protein content > 60% by weight	220 000	1 636 000	224 758	1 643 627
23012090	Flours, meals & pellets, of crustaceans/molluscs/oth aquatic invertebrates	145 512	921 016	73 571	476 806
23021000	Bran, sharps and other residues, of maize (corn)	582 180	2 271 540	101 644	393 057
23023010	Bran and pollard of wheat	31 633 000	100 188 907	6 071 683	19 129 972
23023090	Sharps and other residues, of wheat, other than bran and pollard	11 750 081	24 550 081	2 128 638	4 528 338
23024010	Bran,sharps &oth residues, whether or not in the form of pellets, derived from the sifting, milling/oth working, of rice	132 000	132 102	46 200	46 693

Tabel 3 : Ekspor Indonesia menurut Komoditi ( Kode HS 8 digit )

April 2019

Kode H S	Uraian golongan barang	Berat bersih (Kg)		Nilai F.O.B. ( U S \$ )	
		Bulan ini	Kumulatif	Bulan ini	Kumulatif
(1)	(2)	(3)	(4)	(5)	(6)
23024090	Bran,sharps&oth residu,whether/not in the form of pellet,derived from the sifting,milling/oth working,of cereal,oth rice	25 080	125 380	4 230	21 070
23025000	Bran,sharps & oth residues, whether or not in the form of pellets, of leguminous plants	-	102 500	-	22 038
23031010	Residues of starch manufacture and similar residues of manioc (cassava) or sago	160 056	160 115	27 261	27 286
23031090	Residues of starch manufacture and similar residues other than manioc (cassava) or sago	1 149 000	3 298 500	439 839	1 258 735
23032000	Beetpulp, bagasse and oth waste of sugar manufacture	472 980	1 948 325	108 259	445 029
23040010	Defatted soya-bean flour	17	18	196	207
23050000	Oil-cake & oth solid residues, won ground or in the form of pellets, resulting from the extraction of ground-nut oil	-	1 360	-	2 963
23061000	Oil-cake & oth solid residues, w.o.n ground or in the form of pellets, resulting from the extraction of cotton seeds	136 000	600 000	43 650	178 350
23063000	Oil-cake & oth solid residues, w.o.n ground or in the form of pellets, resulting from the extraction of sunflower seeds	-	331	-	70
23064920	Oil-cake and other solid residues, of colza seeds oth low erucic acid	-	320 000	-	78 610
23065000	Oil-cake & oth solid residues, w.o.n ground or in the form of pellets, resulting from the extraction of coconut or copra	18 617 657	87 078 551	2 978 031	13 892 890
23066010	Oil-cake and other solid residues, of palm nuts or kernels, ground or in the form of pellets	235 166 444	991 560 125	21 933 547	97 876 162
23066090	Oil-cake&other solid residu,of palm nuts or kernels, other than ground or in the form of pellets	134 316 327	650 918 408	15 257 261	76 637 838
23069010	Oil-cake & oth solid residues, w.o.n ground or in the form of pellets, resulting from the extraction of maize(corn) germ	624 104	2 692 432	87 360	385 120
23069090	Oil-cake&other solid residu,w.o.n ground/in pellet form, from extraction of vegetable fat/oil, o.t 2306.10.00-2306.90.10	13 432 586	21 562 574	4 716 656	5 942 948
23080000	Vegetable materials&waste,vegetable residues, whether or not in pellets form, used in animal feeding, not else specified	1 757 350	7 151 380	993 465	3 920 486
23091010	Dog or cat food, put up for retail sale, containing meat	423	423	1 360	1 360
23091090	Dog or cat food, put up for retail sale, not containing meat	756	952	990	1 449
23099011	Complete feed of a kind suitable for poultry	747 401	2 639 484	980 865	3 070 444
23099012	Complete feed of a kind suitable for swine	3 675 337	11 985 369	1 913 187	5 439 066
23099013	Complete feed of a kind suitable for prawns	-	12 000	-	2 400
23099019	Complete feed of a kind suitable for animal other than poultry,swine,prawns,primates	112 380	256 258	70 853	195 730
23099020	Premixes, feed supplements or feed additives	650 500	2 930 160	239 848	1 097 130
23099090	Preparations of a kind used in animal feeding, other than HS 2309.10.10-2309.90.20	546 662	2 158 762	526 281	2 055 814
24011010	Tobacco, not stemmed/stripped, virginia type, flue-cured	-	56 430	-	198 634
24011020	Tobacco, not stemmed/stripped, virginia type, other than flue-cured	-	851	-	11 431
24011050	Tobacco, not stemmed/stripped, flue-cured, other than virginia and burley type	36 000	282 472	262 080	927 812
24011090	Tobacco, not stemmed/stripped, other than flue-cured, virginia and burley type	1 064 509	2 706 203	6 155 776	18 923 021
24012010	Tobacco, partly or wholly stemmed/stripped, virginia type, flue-cured	870 934	3 220 214	5 648 869	20 156 642
24012030	Tobacco, partly or wholly stemmed/stripped, oriental type	800	285 920	400	762 740
24012040	Tobacco, partly or wholly stemmed/stripped, burley type	-	110 880	-	508 860
24012050	Tobacco, partly or wholly stemmed/stripped, flue-cured, other than virginia,oriental and burley type	859 887	1 777 030	2 800 707	5 603 919
24012090	Tobacco, partly or wholly stemmed/stripped, other than flue-cured, virginia, oriental and burley type	1 721 269	3 836 162	9 324 787	28 406 899
24013010	Tobacco stems	-	132 120	-	74 900
24013090	Tobacco refuse, other than tobacco stems	126 538	340 586	283 695	633 365
24021000	Cigars, cheroots and cigarillos, containing tobacco	327 725	1 227 367	6 866 127	26 364 459
24022010	Cigarettes containing tobacco, beedies	3 065	4 682	20 099	30 559
24022020	Cigarettes containing tobacco, clove cigarettes	1 138 590	2 856 197	11 400 423	29 105 007
24022090	Cigarettes containing tobacco, other than beedies and clove cigarettes	5 390 661	24 564 704	52 883 734	226 443 840
24029010	Cigars, cheroots and cigarillos of tobacco substitutes	5	37 313	100	130 100
24029020	Cigarettes of tobacco substitutes	396 138	1 380 812	383 950	1 505 027
24031100	Water pipe tobacco specified in Subheading Note 1 to this Chapter	2 170	2 875	45 118	84 823

Tabel 3 : Ekspor Indonesia menurut Komoditi ( Kode HS 8 digit )

April 2019

Kode H S	Uraian golongan barang	Berat bersih (Kg)		Nilai F.O.B. ( U S \$ )	
		Bulan ini	Kumulatif	Bulan ini	Kumulatif
(1)	(2)	(3)	(4)	(5)	(6)
24031911	Ang Hoon, packed for retail sale	-	150	-	5 842
24031919	Smoking tobacco,w.o.n containing tobacco substitutes, packed for retail sale, other than Ang Hoon and water pipe tobacco	48 419	164 324	698 792	2 348 724
24031920	Manufactured tobacco for the manufacture of cigarettes,other than water pipe tobacco and Ang Hoon	365 576	1 377 848	2 500 994	9 297 307
24031991	Ang Hoon, packed not for retail sale	-	4 020	-	29 269
24031999	Smoking tobacco,w.o.n containing tobacco substitutes,packed not for retail sale,other than Ang Hoon & water pipe tobacco	118 054	328 564	1 897 410	4 961 287
24039110	Homogenised" or reconstituted tobacco, packed for retail sale	1	1	70	70
24039190	Homogenised" or reconstituted tobacco, packed not for retail sale	7 800	222 710	101 400	806 198
24039910	Tobacco extracts and essences	552	816	27 600	36 600
24039950	Chewing and sucking tobacco	-	6 960	-	10 138
24039990	Manufactured tobacco and manufactured tobacco substitutes, other than HS 2403.11.00 - 2403.99.50	163 159	633 415	3 397 716	17 789 473
25010010	Table salt	14 424	32 233	4 919	11 270
25010020	Unprocessed rock salt	10 500	20 300	420	915
25010050	Sea water	1	101	90	750
25010091	Salt with NaCl content >60% but <97%,calculated on dry basis,fortified with iodine	83	87	2	6
25010099	Salt&pure NaCl.w.o.n in aqueous solution/containing added anti-caking/free-flowing agent,o.t HS 2501.00.10-2501.00.92	1	14	112	139
25030000	Sulphur of all kinds, other than sublimed sulphur, precipitated sulphur and colloidal sulphur	24 000	164 800	5 818	43 322
25059000	Natural sands,whether or not coloured,other than metal-bearing sands of Chapter 26,other than Silica sands&quartz sands	16 000	16 000	444	444
25070000	Kaolin and other kaolinic clays, whether or not calcined	5 653 750	13 875 211	711 245	1 867 554
25111000	Natural barium sulphate (barytes)	-	1 050 000	-	211 456
25131000	Pumice stone	9 441 784	33 873 543	619 481	2 239 609
25132000	Emery, natural corundum, natural garnet and other natural abrasives	-	168 000	-	4 964
25140000	Slate, whether or not roughly trimmed or merely cut, by sawing or otherwise, into blocks or slabs of a rectangular shape	99 000	378 980	7 507	46 068
25151210	Marble & travertine,Merely cut,by sawing/otherwise,into blocks a rectangular (including square)	3 553 491	12 125 414	527 978	1 799 573
25151220	Marble & travertine,Merely cut,by sawing/otherwise,into slabs a rectangular (including square)	-	17 652	-	11 229
25162010	Sandstone, crude or roughly trimmed	39 147	44 347	11 694	11 720
25162020	Sandstone, merely cut, by sawing or otherwise, into blocks or slabs of a rectangular (including square) shape	160	170	191	322
25169000	Porphyry, basalt and other monumental or building stone, other than HS 2516.11.00-2516.20.20	30 200	100 720	4 075	14 813
25171000	Pebbles,gravel,broken/crushed stone,used for concrete aggregates,for road metalling/railway/other ballast, shingle&flint	612 170 800	2 818 833 720	3 515 788	16 123 275
25173000	Tarred macadam	-	23 090	-	4 865
25174900	Granules, chippings and powder, of stones of heading 2515 or 2516, whether or not heat-treated, other than marble	496 561	1 447 382	80 856	246 831
25181000	Dolomite,not calcined/sintered,incl roughly trimmed/merely cut,by sawing/otherwise,into blocks/slabs of a rect. shape	50 000	50 000	4 175	4 175
25182000	Calcined or sintered dolomite, incl roughly trimmed/merely cut, by sawing/otherwise, into blocks/slabs of a rect. shape	-	20 000	-	4 100
25202090	Plasters, not of a kind suitable for use in dentistry	11 808	233 151	14 224	42 464
25221000	Quicklime	-	200 000	-	15 000
25222000	Slaked lime	440 000	11 760 000	39 600	1 105 322
25223000	Hydraulic lime	-	27 000	-	40 500
25231010	Cement clinkers, of a kind used in the manufacture of white cement	143 208 739	399 085 737	5 406 476	15 348 924
25231090	Cement clinkers, not of a kind used in the manufacture of white cement	365 988 414	1 533 280 868	13 350 409	56 673 937



Tabel 3 : Ekspor Indonesia menurut Komoditi ( Kode HS 8 digit )

April 2019

Kode H S	Uraian golongan barang	Berat bersih (Kg)		Nilai F.O.B. ( U S \$ )	
		Bulan ini	Kumulatif	Bulan ini	Kumulatif
(1)	(2)	(3)	(4)	(5)	(6)
25232100	Portland cement, white cement, whether or not artificially coloured	4 505 750	13 182 764	497 416	1 462 271
25232910	Portland cement, coloured cement	22 840 000	82 811 662	1 084 900	3 746 935
25232990	Portland cement, other than white cement and coloured cement	50 569 727	274 490 047	2 353 088	12 920 001
25239000	Slag cement, supersulphate cement and similar hydraulic cements, whether or not coloured or in the form of clinkers	39 869 501	88 554 336	1 907 818	4 332 571
25251000	Crude mica and mica rifted into sheets or splittings	-	8	-	137
25262010	Natural steatite, talc powder	754	13 842	1 933	16 142
25262090	Natural steatite, crushed	2 000	2 000	400	400
25291010	Potash feldspar, soda feldspar	-	2 000	-	234
25301000	Vermiculite, perlite & chlorites, unexpanded	-	200	-	40
25302010	Kieserite	50 000	50 000	4 186	4 186
25309010	Micronized zircon s& (zirconium silicate) of a kind used as an opacifier	165 000	1 481 000	277 524	2 479 666
25309090	Mineral substances other than HS 2530.10.00-2530.90.10	242 500	33 016 899	48 313	979 666
26011190	Iron ores & concentrates, other than roasted iron pyrites, non-agglomerated, non haematite & concentrates	-	292 500 000	-	3 277 825
26011290	Iron ores & concentrates, other than roasted iron pyrites, agglomerated, non haematite & concentrates	-	227 147 100	-	11 357 647
26020000	Manganese ores&concentrates, incl ferruginous manganese ores & concentrates, manganese content >= 20% on dry weight	-	137 500	-	66 825
26030000	Copper ores & concentrates	85 000 000	309 291 808	144 737 979	544 104 953
26040000	Nickel ores & concentrates	2 161 190 000	8 314 830 000	71 536 245	257 231 271
26060000	Aluminium ores & concentrates	1 134 373 908	4 902 498 225	37 565 382	148 431 450
26070000	Lead ores & concentrates	-	4 247 560	-	5 701 045
26080000	Zinc ores & concentrates	-	12 587 230	-	8 412 360
26151000	Zirconium ores & concentrates	6 872 000	24 771 000	9 838 288	34 919 925
26180000	Granulated slag (slag sand) from the manufacture of iron or steel	30 687 840	33 211 574	1 615 190	3 045 022
26190000	Slag, dross (other than granulated slag), scalings & other waste from the manufacture of iron or steel	-	22 000 000	-	924 000
26201100	Slag, ash & residues containing mainly zinc, hard zinc spelter	285 664	659 827	693 004	1 566 431
26201900	Slag, ash & residues containing mainly zinc, other than hard zinc spelter	2 660 645	6 118 294	1 122 870	2 717 127
26203000	Slag, ash & residues containing mainly copper	-	1	-	163
26204000	Slag, ash & residues containing mainly aluminium	100 000	620 947	10 855	74 898
26209100	Slag, ash & residues containing antimony, beryllium, cadmium, chromium or their mixtures	-	15 000	-	10 500
26209990	Slag, ash & residues other than 2620.11.00-2620.99.10	-	17 329	-	8 738
26211000	Ash & residues from the incineration of municipal waste	-	131 000	-	28 970
26219000	Slag and ash n.e.c. in chapter 26, including seaweed ash (kelp), other than from the incineration of municipal waste	284 025	1 508 550	75 431	338 967
27011100	Anthracite coal, whether or not pulverised, but not agglomerated	44 000 000	596 178 000	3 916 000	55 722 042
27011210	Bituminous coal, coking coal, whether or not pulverised, but not agglomerated	1 949 268 806	7 297 015 718	164 173 900	648 733 010
27011290	Bituminous coal, whether or not pulverised, but not agglomerated, other than coking coal	3 836 436 456	14 489 677 707	277 949 811	1 078 286 730
27011900	Coal, whether or not pulverised, but not agglomerated, other than anthracite and bituminous	24 965 498 192	101 067 503 106	1 204 939 319	4 730 229 961
27012000	Briquettes, ovoids & similar solid fuels manufactured from coal	-	24 000	-	5 880
27021000	Lignite, whether or not pulverised, but not agglomerated	7 723 188 619	31 359 703 905	265 746 866	997 590 787
27040010	Coke & semicoke of coal	-	44 291 882	-	7 385 458
27050000	Coal gas, water gas, producer gas & similar gases, other than petroleum gases & other gaseous hydrocarbons.	-	21	-	100
27071000	Benzol (benzene)	-	8 000 000	-	3 080 000
27074000	Naphthalene	121 840	344 600	70 454	197 021
27075000	Aromatic hydrocarbon mix of vol?65%(incl losses) distils at 250°C by ISO 3405 method,o.t benzol,toluol,xyloI,naphthalene	-	32 492 380	-	19 688 963
27079990	Oils and other products of the distillation of high temperature coal tar other than creosote oils&carbon black feedstock	22 207 402	90 687 631	10 838 137	43 230 133
27090010	Crude petroleum oils	358 364 874	1 148 834 739	177 586 847	526 885 211

Tabel 3 : Ekspor Indonesia menurut Komoditi ( Kode HS 8 digit )

April 2019

Kode H S	Uraian golongan barang	Berat bersih (Kg)		Nilai F.O.B. ( U S \$ )	
		Bulan ini	Kumulatif	Bulan ini	Kumulatif
(1)	(2)	(3)	(4)	(5)	(6)
27101231	Aviation spirit, of a kind used in aviation piston-engines, 100 octane & above	-	2 548	-	4 251
27101250	White spirit	-	344	-	888
27101260	Low aromatic solvents containing by weight less than 1 % aromatic content	200	200	106	106
27101280	Naphtha, reformates & other preparations of a kind used for blending into motor spirits	-	57 960 970	-	38 323 033
27101292	Petroleum spirit, having a flashpoint of less than 23 °C	10	2 610	75	4 208
27101299	Petroleum spirit, having a flashpoint of more than 23 °C	217	31 458	300	31 141
27101941	Lubricating oil feedstock	40 965 813	113 496 130	33 976 283	93 265 974
27101942	Lubricating oils for aircraft engines	4	365	136	984
27101943	Lubricating oils other than feedstock and for aircraft engines	13 193 388	31 222 244	12 100 745	30 364 406
27101944	Lubricating greases	16 298	20 251	45 194	51 834
27101950	Hydraulic brake fluid	5 457	31 492	6 506	18 849
27101960	Transformer and circuit breakers oils	33	13 637	59	14 037
27101971	Automotive diesel fuel	6 738 767	72 726 954	3 984 227	43 092 614
27101972	Diesel fuel other than automotive diesel fuel	-	5 667 410	-	3 182 000
27101981	Aviation turbine fuel (jet fuel) having a flash point of 23 °C or more	103 880	601 132	73 988	411 787
27101989	Medium oils and preparations, nec in heading 2710.12-2710.19	320	320	1 566	1 566
27101990	Petroleum oils, by weight 70% of petroleum oils of bituminous minerals (o.t crude) & preparations nes/incl, nec 2710.12-19	2 124 312	4 802 475	1 268 404	2 871 434
27102000	Petroleum oils & oils obtained from bituminous minerals (oth crude), contain biodiesel, other than waste oils	-	105	-	73
27109900	Waste oils, contain oth polychlorinated biphenyls, polychlorinated terphenyls (PCTs)/polybrominated biphenyls (PBBs)	851 000	3 653 032	303 578	1 286 948
27111100	Liquefied, natural gas	633 862 589	3 905 044 738	276 620 259	1 889 485 377
27111490	Liquefied propylene, butylene & butadiene	-	9 176 968	-	7 226 333
27111900	Petroleum gases & oth gaseous hydrocarbons, liquefied, oth natural gas, propane, butanes, ethylene, propylene, butylene, butadiene	32 900	141 700	23 857	96 389
27112190	In gaseous state, natural gas, other than of a kind used as a motor fuel	326 592 005	2 737 513 668	169 920 621	1 388 616 217
27112900	Petroleum gases and other gaseous hydrocarbons, in gaseous state, other than natural gas	137	137	110	110
27121000	Petroleum jelly	40 920	95 100	52 396	124 239
27122000	Paraffin wax containing by weight less than 0.75 % of oil	-	5 660	-	11 809
27129010	Paraffin wax containing by weight more than 0.75 % of oil	310 660	812 399	236 442	625 879
27129090	Microcrystalline petroleum wax, slack wax, ozokerite, lignite wax, peat wax, other mineral waxes	1 937 630	4 060 405	1 290 100	2 700 810
27131100	Petroleum coke, not calcined	16 490 912	54 212 906	3 619 755	12 329 263
27131200	Petroleum coke, calcined	5 447 466	16 946 770	2 447 900	6 508 758
27132000	Petroleum bitumen	34 100	34 100	15 004	15 004
27139000	Residues of petroleum oils or of oils obtained from bituminous minerals, other than petroleum coke and petroleum bitumen	127 853 656	430 650 970	58 292 834	179 791 142
27141000	Bituminous or oil shale & tar sands	-	18 620	-	7 350
27149000	Bitumen & asphalt, natural, asphaltites & asphaltic rocks	350 300	435 850	201 217	224 602
27150010	Polyurethane tar coatings	-	63	-	5 508
27150090	Bituminous mixtures other than polyurethane tar coatings	-	24 000	-	24 797
28011000	Chlorine	-	850	-	813
28012000	Iodine	3 000	12 000	83 589	315 019
28020000	Sulphur, sublimed or precipitated, colloidal sulphur	6 229 979	9 568 802	595 222	4 390 629
28030020	Acetylene black	500	1 000	2 998	5 582
28030041	Carbon blacks of a kind used for rubber processing, other than acetylene black	539 305	4 691 305	701 053	6 521 693
28030090	Carbon (carbon blacks & other forms of carbon), other than acetylene black and carbon blacks	-	9 122	-	28 371
28042100	Rare gases, argon	122 355	456 980	42 927	159 390
28042900	Rare gases other than argon	61 720	214 940	168 511	572 542
28043000	Nitrogen	10 653	30 001	1 112	12 541
28044000	Oxygen	27 800	100 875	4 582	13 960

Tabel 3 : Ekspor Indonesia menurut Komoditi ( Kode HS 8 digit )

April 2019

Kode H S	Uraian golongan barang	Berat bersih (Kg)		Nilai F.O.B. ( U S \$ )	
		Bulan ini	Kumulatif	Bulan ini	Kumulatif
(1)	(2)	(3)	(4)	(5)	(6)
28046100	Silicon containing by weight not less than 99.99 % of silicon	30	50	73	373
28051200	Alkali or alkalineearth metals, calcium	50	50	3	3
28051900	Alkali or alkaline-earth metals, other than sodium and calcium	0	7	0	3 841
28054000	Mercury	-	7 160	-	64
28080000	Nitric acid, sulphonitric acids	960	960	816	816
28111200	Hydrogen cyanide (hydrocyanic acid)	-	630	-	819
28111920	Aminosulphonic acid (sulphamic acid)	1 292 692	6 018 958	820 981	3 714 616
28112100	Carbon dioxide	4 950	13 833	1 281	3 623
28112210	Silicon dioxide, in powder form	469 941	1 574 362	853 470	2 758 004
28112290	Silicon dioxide, other than powder form	746 672	2 564 812	1 039 989	3 370 978
28129000	Halides and halide oxides of non-metals other than chloride & chloride oxides	-	3 000	-	24 000
28131000	Carbon disulphide	629 250	1 433 100	320 918	730 881
28141000	Anhydrous ammonia	131 079 392	567 161 218	32 741 550	151 264 764
28142000	Ammonia in aqueous solution	8 000	8 000	11 555	11 555
28151100	Sodium hydroxide (caustic soda), Solid	208 300	1 774 310	108 700	911 738
28151200	Sodium hydroxide (caustic soda), In aqueous solution (soda lye or liquid soda)	10 238 494	58 946 733	2 249 656	10 752 991
28152000	Potassium hydroxide (caustic potash)	-	11	-	194
28161000	Hydroxide & peroxide of magnesium	2	2	5	5
28170010	Zinc oxide	502 600	2 610 000	1 426 177	6 974 299
28181000	Artificial corundum, whether or not chemically defined	300	600	667	1 339
28182000	Aluminium oxide, other than artificial corundum	104 875 491	328 410 401	42 783 074	134 199 929
28183000	Aluminium hydroxide	1 330 475	6 021 475	392 661	1 840 130
28211000	Iron oxides & hydroxides	188 854	280 196	39 684	61 720
28212000	Earth colours containing 70 % or more by weight of combined iron evaluated as Fe2O3	200	200	282	282
28230000	Titanium oxides	297 000	1 809 000	252 450	1 023 570
28252000	Lithium oxide & hydroxide	25	5 992	596	110 988
28256000	Germanium oxides & zirconium dioxide	0	12	85	887
28257000	Molybdenum oxides & hydroxides	36 270	36 270	19 936	19 936
28261200	Fluorides of aluminium	783 280	1 861 280	890 780	2 113 060
28261900	Fluorides, other than of aluminium	5 820	24 230	3 459	8 983
28263000	Sodium hexafluoroaluminat (synthetic cryolite)	-	34	-	3
28271000	Ammonium chloride	150	3 246	327	9 512
28272010	Calcium chloride, containing 73 % - 80 % by weight	185	801	982	5 083
28272090	Calcium chloride, containing < 73 % and > 80 % by weight	96 518	305 016	207 912	718 408
28273100	Chlorides other than ammonium chloride and calcium chloride, of magnesium	-	2 365	-	1 698
28273200	Chlorides other than ammonium chloride and calcium chloride, of aluminium	622 270	1 724 630	254 772	768 027
28273910	Chlorides other than ammonium chloride and calcium chloride, of barium or of cobalt	2	2	38	38
28273920	Chlorides other than ammonium chloride and calcium chloride, of iron	1 037	1 811	6 692	14 115
28273990	Chlorides other than ammonium chloride and calcium chloride, of o.t magnesium, aluminium, nickel,barium/cobalt,iron,zinc	9 600	19 200	54 462	107 758
28274100	Chloride oxides & chloride hydroxides, of copper	63	63	1 375	1 375
28275100	Bromides of sodium or of potassium	42 800	470 400	79 118	731 768
28281000	Commercial calcium hypochlorite & other calcium hypochlorites	-	26	-	20
28289010	Sodium hypochlorite	-	3 625	-	2 084
28299090	Perchlorates other than sodium, bromates & perbromates, iodates & periodates	17 720	43 520	23 127	39 529
28311000	Dithionites & sulfoxylates of sodium	1 950	4 183	23 400	34 510
28321000	Sodium sulphites	-	20 875	-	9 848
28331100	Disodium sulphate	5 770 003	17 856 203	397 587	1 466 994
28331900	Sodium sulphates, other than disodium sulphate	-	6	-	1
28332210	Sulphates of aluminium, commercial grade	120 000	340 000	29 340	84 540
28332290	Sulphates of aluminium, non commercial grade	3 282 000	10 188 000	624 512	1 955 573
28332700	Sulphates of barium	7 000	7 000	3 360	3 360
28332930	Sulphates of chromium	-	50	-	3 544
28333000	Alums	-	40 000	-	9 200
28342100	Nitrates of potassium	-	8 000	-	12 934
28351000	Phosphinates (hypophosphites) & phosphonates (phosphites)	3 377	3 917	25 327	26 893

Tabel 3 : Ekspor Indonesia menurut Komoditi ( Kode HS 8 digit )

April 2019

Kode H S	Uraian golongan barang	Berat bersih (Kg)		Nilai F.O.B. ( U S \$ )	
		Bulan ini	Kumulatif	Bulan ini	Kumulatif
(1)	(2)	(3)	(4)	(5)	(6)
28352200	Phosphates of mono- or disodium	0	0	2	2
28352400	Phosphates of potassium	2 185	2 985	4 420	7 513
28352590	Calcium hydrogenorthphosphate (dicalciumphosphate), non feed grade	27 125	28 875	6 449	30 945
28352600	Phosphates of calcium other than calcium hydrogenorthphosphate	-	75 125	-	9 338
28352990	Phosphates other than of mono- or disodium, potassium, calcium, trisodium	-	80	-	457
28353100	Sodium triphosphate (sodium tripolyphosphate)	21 540	108 610	26 317	136 739
28353990	Polyphosphates other than sodium triphosphate, tetrasodium pyrophosphate	-	8 000	-	40 320
28362000	Disodium carbonate	1 075 380	4 051 080	423 742	1 614 698
28363000	Sodium hydrogencarbonate (sodium bicarbonate)	-	18 711	-	11 601
28365010	Calcium carbonate, food or pharmaceutical grade	-	598 000	-	256 177
28365090	Calcium carbonate, non food or pharmaceutical grade	810 000	3 071 515	261 140	919 717
28369910	Commercial ammonium carbonate	20 000	37 500	51 700	79 853
28391910	Sodium silicates	1 945 000	5 462 492	532 174	1 476 977
28399000	Silicates; commercial alkali metal silicates, other than of sodium	45 000	45 084	31 137	32 356
28402000	Borates other than disodium tetraborate (refined borax)	108 000	135 000	107 900	134 720
28417000	Molybdates	-	11	-	2 805
28421000	Double/complex silicates, includ aluminosilicates whether or not chemical defined	31 109	52 106	1 824	2 888
28432900	Silver compounds other than silver nitrates	-	13	-	66 026
28433000	Gold compounds	150	350	4 678 050	10 735 050
28439000	Compounds other than silver and gold; amalgams of precious metals	-	95	-	81 891
28444010	Radioactive elements & isotopes & compounds o.t those of subheading 2844.10, 2844.20 or 2844.30; radioactive residues	61	330	3 195	4 906
28444090	Alloys, dispersions (including cermets), ceramic products & mixtures containing these elements, isotopes or compounds	87	430	220	137 954
28470010	Hydrogen peroxide, whether or not solidified with urea, in liquid form	358 330	2 890 500	151 727	1 105 554
28470090	Hydrogen peroxide, whether or not solidified with urea, other than liquid form	1 533 375	5 726 560	659 016	2 568 819
28491000	Carbides of calcium, whether or not chemically defined	324 000	864 000	240 786	658 746
28492000	Carbides of silicon, whether or not chemically defined	258	758	544	757
28500000	Hydrides, nitrides, azides, silicides & borides, w.o.n chemically defined, oth compounds which are also carbides of HS 28.49	-	253	-	630
28539090	Phosphide, ex ferrophosphorus; oth inorganic; liquid; compres; amalgam-air, oth amalgam precious metal, nec HS 28531000-28539090	220	423	130	255
29012100	Ethylene, unsaturated	6 300 240	32 502 189	6 300 240	31 741 063
29012300	Butene (butylene) & isomers thereof, unsaturated	16 004 212	55 966 482	9 663 193	30 978 404
29012400	Buta-1,3-diene & isoprene, unsaturated	4 000 000	13 904 000	3 873 180	14 584 770
29012910	Acetylene, unsaturated	12 156	20 941	4 253	7 985
29012990	Acyclic hydrocarbons, unsaturated, other than HS 2901.21.00-2901.29.20	-	117	-	13 051
29021900	Cyclanes, cyclenes & cycloterpenes, other than cyclohexane	60 000	480 358	344 160	2 666 381
29022000	Benzene	5 803 582	17 655 454	3 418 311	10 055 689
29024300	p-Xylene	20 035 642	176 216 258	20 917 187	186 963 446
29025000	Styrene	11 228 740	50 771 059	11 245 069	50 948 757
29029020	Alkylbenzenes other than Dodecylbenzene	-	50	-	540
29029090	Cyclic hydrocarbons, other than HS 2902.11.00-2902.90.20	34 000	36 160	54 400	71 680
29031110	Chloromethane (methyl chloride)	-	6 500	-	6 175
29031500	Ethylene dichloride (ISO) (1,2-dichloroethane)	40 250 199	105 250 670	15 391 576	42 130 749
29032100	Vinyl chloride (chloroethylene)	8 909 660	39 955 924	5 890 176	26 818 818
29033910	Bromomethane (methyl bromide)	-	7 713	-	6 865
29033990	Fluorinated, brominated or iodinated derivatives of acyclic hydrocarbons, other than hs 2903.31.00-2903.39.10	-	531	-	6 850
29039900	Cyclic hydrocarbons, other than HS 2903.91.00-2903.94.00	-	2 000	-	13 800
29041000	Derivatives containing only sulpho groups, their salts & ethyl esters	4	504	84	4 830

Tabel 3 : Ekspor Indonesia menurut Komoditi ( Kode HS 8 digit )

April 2019

Kode H S	Uraian golongan barang	Berat bersih (Kg)		Nilai F.O.B. ( U S \$ )	
		Bulan ini	Kumulatif	Bulan ini	Kumulatif
(1)	(2)	(3)	(4)	(5)	(6)
29049900	Sulphonated, nitrated or nitrosated derivatives of hydrocarbons, other than 2904.10.00-2904.91.00	-	2 995	-	2 514
29051100	Methanol (methyl alcohol)	28 689 372	113 134 775	6 971 762	26 385 199
29051200	Propan-1-ol (propyl alcohol) & propan-2-ol (isopropyl alcohol)	-	13 008	-	3 861
29051300	Butan-1-ol (n-butyl alcohol)	-	1	-	6
29051400	Butanols, other than Butan-1-ol	1 780 528	4 787 960	1 326 355	3 280 732
29051600	Octanol (octyl alcohol) & isomers thereof	14 434 943	35 793 663	16 038 814	37 775 315
29051700	Dodecan-1-ol (lauryl alcohol), hexadecan-1-ol (cetyl alcohol) & octadecan-1-ol (stearyl alcohol)	5 023 524	9 639 066	6 190 385	11 944 296
29051900	Saturated monohydric alcohols, other than 2905.11-2905.17	1 012 361	1 845 016	2 756 391	4 437 949
29052200	Acyclic terpene alcohols	80	591	931	134 587
29052900	Unsaturated monohydric alcohols other than acyclic terpene alcohols	5 464	5 482	21 434	23 094
29053100	Ethylene glycol (ethanediol)	864 410	10 750 930	571 419	6 687 613
29053200	Propylene glycol (propane1,2diol)	-	59 160	-	14 627
29053900	Diols other than ethylene glycol (ethanediol) & propylene glycol (propane 1, 2 diol)	200	57 430	1 176	306 309
29054200	Pentaerythritol	-	1 000	-	3 010
29054400	Dglucitol (sorbitol)	5 042 420	19 661 396	3 435 094	13 179 420
29054500	Glycerol	35 551 223	143 302 863	19 521 546	79 944 217
29061100	Menthol	42	234	1 269	7 075
29061300	Sterols & inositols	-	50	-	2 184
29061900	Cyclanic,cyclenic/cycloterpenic,other than menthol,cyclohexanol,methylcyclohexanols&dimethylcyclohexanol,sterol&inositol	-	187	-	10 762
29062900	Cyclic alcohols&their halogenated, sulphonated, nitrated or nitrosated derivatives, aromatic, other than benzyl alcohol	75	150	6 493	10 504
29071100	Phenol (hydroxybenzene) & its salts	29 370	91 590	429 678	1 051 317
29071300	Octylphenol, nonylphenol & their isomers , salts thereof	105 960	514 760	154 345	749 440
29071900	Monophenols, other than HS 2907.11.00-2907.15.00	400	1 202	2 400	7 377
29072200	Hydroquinone (quinol) & its salts	1 000	1 000	10 500	10 500
29072300	4,4'-Isopropylidenediphenol (bisphenol A, diphenylpropane) & its salts	18 000	94 000	34 326	182 041
29072990	Polyphenols, other than HS 2907.21.00-2907.23.00	-	335	-	2 602
29081900	Derivatives containing only halogen substituents & their salts, other than pentachlorophenol (ISO)	-	14 000	-	130 271
29089900	Halogenated,sulphonated,nitrated/nitrosated derivatives of phenols/phenol-alcohols,other than HS 2908.11.00-2908.92.00	20 800	188 000	27 999	362 811
29091900	Acyclic ethers & their halogenated, sulphonated, nitrated or nitrosated derivatives, other than diethyl ether	-	4 967 951	-	26 368 426
29092000	Cyclanic, cyclenic or cycloterpenic ethers & their halogenated, sulphonated, nitrated or nitrosated derivatives	-	125	-	3 138
29093000	Aromatic ethers & their halogenated, sulphonated, nitrated or nitrosated derivatives	12 851	141 316	379 189	2 036 130
29094100	2,2'Oxydiethanol (diethylene glycol, digol)	153 520	408 445	103 690	271 251
29094900	Ether-alcohols & their halogenated, sulphonated, nitrated or nitrosated derivatives,other than HS 2909.41.00-2909.44.00	1 000	55 501	12 000	164 007
29095000	Ether-phenols, ether-alcohol-phenols & their halogenated, sulphonated, nitrated or nitrosated derivatives	121 485	760 289	2 805 560	15 906 958
29096000	Alcohol peroxides, ether peroxides, ketone peroxides & their halogenated, sulphonated, nitrated/nitrosated derivatives	202 660	825 536	535 960	2 206 294
29109000	Epoxide,epoxyalcohol,epoxyphenol&epoxyether,w/a 3member ring,&their halogenat,sulphonat,nitrat,nec subhead 291010-291050	-	29	-	4 168
29110000	Acetals&hemiacetals,w.o.n with other oxygen function,&their halogenated,sulphonated,nitrated/nitrosated derivatives	360	367	12 832	13 029
29121110	Formalin	108 000	216 000	42 047	82 703
29121190	Methanal (formaldehyde), other than formalin	-	339	-	874
29121200	Ethanal (acetaldehyde)	7	7	337	337
29121900	Acyclic aldehydes without other oxygen function, other than methanal & ethanal (acetaldehyde)	49 738	102 280	136 623	333 681
29122900	Cyclic aldehydes without other oxygen function,other than benzaldehyde	75	440	76 183	110 926

Tabel 3 : Ekspor Indonesia menurut Komoditi ( Kode HS 8 digit )

April 2019

Kode H S	Uraian golongan barang	Berat bersih (Kg)		Nilai F.O.B. ( U S \$ )	
		Bulan ini	Kumulatif	Bulan ini	Kumulatif
(1)	(2)	(3)	(4)	(5)	(6)
29124100	Vanillin (4-hydroxy-3-methoxybenzaldehyde)	18 666	67 891	1 085 380	3 884 869
29124200	Ethylvanillin (3-ethoxy-4-hydroxybenzaldehyde)	-	10	-	154
29124990	Aldehyde-alcohols, aldehyde-ethers, aldehyde-phenols & aldehydes with other oxygen function,o.t HS 2912.41.00-2912.49.10	-	16	-	809
29126000	Paraformaldehyde	1 302 000	5 109 608	870 820	3 354 008
29141900	Acyclic ketones without other oxygen function, other than HS 2914.11-2914.13	-	59	-	2 930
29142910	Camphor	150	11 007	30	56 491
29142990	Cyclanic, cyclenic or cycloterpenic ketones without other oxygen function, other than HS 2914.22.00-2914.29.10	51	1 080	5 458	20 448
29143900	Aromatic ketones without other oxygen function, other than phenylacetone (phenylpropan-2-one)	-	305	-	61 366
29144000	Ketone-alcohols & ketone-aldehydes	-	207	-	5 084
29151100	Formic acid	-	135 200	-	66 546
29151200	Salts of formic acid	3	3	0	0
29151300	Esters of formic acid	-	5	-	145
29152100	Acetic acid	-	452	-	1 718
29153100	Ethyl acetate	-	4 831	-	18 205
29153200	Vinyl acetate	16 500	33 000	6 060	12 120
29153990	Esters of acetic acid,other than Ethyl/Vinyl/n-Butyl /Dinoseb (ISO)/Isobutyl/2- Ethoxyethyl acetate	3 614	20 328	108 769	593 067
29155000	Propionic acid, its salts & esters	100	235	569	1 990
29156000	Butanoic acids, pentanoic acids, their salts & esters	-	705	-	11 039
29157010	Palmitic acid, its salts & esters	12 456 874	40 469 375	9 128 705	30 665 306
29157020	Stearic acid	391 673	1 755 755	370 981	1 506 599
29157030	Salts & esters of stearic acid	171 925	853 960	190 259	867 250
29159010	Acetyl chloride	2	2	2	2
29159020	Lauric acid, myristic acid, their salts & esters	12 267 014	49 980 487	11 021 812	45 359 605
29159030	Caprylic acid, its salts & esters	649 361	2 398 390	1 699 766	6 524 621
29159040	Capric acid, its salts & esters	627 506	2 598 822	1 349 747	5 709 420
29159090	Saturated acyclic monocarboxylic acids&their anhydrides,halides,peroxides&peroxyacids,oth HS 2915.11.00-2915.90.40	611 499	2 801 847	1 944 347	9 318 110
29161100	Acrylic acid & its salts, unsaturated	2 905 447	10 663 085	2 627 806	10 625 126
29161200	Esters of acrylic acid, unsaturated	3 283 328	12 578 931	4 391 999	17 049 167
29161300	Methacrylic acid & its salts, unsaturated	-	4 080	-	69 628
29161410	Methyl methacrylate, unsaturated	444 600	1 655 280	533 520	1 987 068
29161500	Oleic, linoleic or linolenic acids, their salts & esters, unsaturated	1 549 657	1 888 657	1 426 574	1 630 418
29161900	Unsaturated acyclic monocarboxylic acid,their anhydride,halide,peroxide/xyacid&their derivativ,oth 2916.11.00-2916.16.00	-	1 536	-	9 885
29162000	Cyclanic,cyclenic/cycloterpenic monocarboxylic acids,their anhydrides,halides,peroxides,peroxyacids&their derivatives	50	55	9 756	10 395
29163100	Benzoic acid, its salts & esters	3 805	15 325	13 727	55 731
29163200	Benzoyl peroxide & benzoyl chloride	64 000	333 000	188 608	1 024 461
29163910	2,4-Dichlorophenyl acetic acid & its salts & esters	-	1	-	227
29163990	Aromatic monocarboxylic acid,their anhydrides,halides,peroxides,peroxyacids&their derivativ,oth HS 2916.31.00-2916.39.20	700	1 816	18 007	61 425
29171400	Maleic anhydride	170 500	3 079 425	207 492	3 279 789
29171900	Acyclic polycarboxylic acid,their anhydride,halide,peroxide,peroxyacid&their derivatives,oth HS 2917.13.00-2917.14.00	40 040	301 540	70 291	475 805
29172000	Cyclanic,cyclenic/cycloterpenic polycarboxylic acids,their anhydrides,halides,peroxides,peroxyacids&their derivatives	-	2 600	-	4 820
29173200	Diocetyl orthophthalates	448 000	912 000	557 968	1 132 297
29173300	Dinonyl or didecyl orthophthalates	-	400	-	400
29173490	Esters of orthophthalic acid, other than dibutyl orthophthalates,diocetyl orthophthalates,dinonyl/didecyl orthophthalates	-	60	-	1 933
29173500	Phthalic anhydride	854 000	7 742 000	856 017	7 237 786
29173600	Terephthalic acid & its salts	5 434 000	12 573 860	4 630 517	10 328 285
29173920	Phthalic compounds of a kind used as plasticisers & esters of phthalic anhydride	-	17 600	-	29 221

Tabel 3 : Ekspor Indonesia menurut Komoditi ( Kode HS 8 digit )

April 2019

Kode H S	Uraian golongan barang	Berat bersih (Kg)		Nilai F.O.B. ( U S \$ )	
		Bulan ini	Kumulatif	Bulan ini	Kumulatif
(1)	(2)	(3)	(4)	(5)	(6)
29173990	Aromatic polycarboxylic acid,their anhydride,halide,peroxide,peroxyacid&their derivtv,oth than HS 2917.32.00-2917.39.20	-	10 851	-	21 502
29181100	Lactic acid, its salts & esters	20 002	65 002	34 254	109 560
29181400	Citric acid	10 000	10 730	6 800	8 186
29181510	Calcium citrate	3	8	6	13
29181590	Salts & esters of citric acid, other than calcium citrate	1 400	9 919	2 164	11 864
29181600	Gluconic acid, its salts & esters	10	210	907	1 496
29182100	Salicylic acid & its salts	-	1 700	-	16 115
29182990	CarboxylicAcid w/ phenol funct but w/o O2 funct,its anhydrid,halid,peroxid/xyacid&its derivativ,oth HS 2918.21.00-.29.10	-	11 209	-	74 960
29183000	Carboxylic Acid w/ aldehyde/ketone funct but w/o oxygen funct,its anhydrides,halides,peroxides/xyacids&its derivatives	25	57	2 219	6 367
29189900	CarboxylicAcid w/ aldehyde/ketone funct but w/o O2 funct,its anhydrid,halid,peroxid/xyacid&its derivativ,oth HS 2918.91	550	2 670	1 515	5 914
29199000	Phosphoric ester&their salt,incl lactophosphat,their halogenate,sulphonat,nitrate/nitrosat deriv,oth than tris phosphate	-	1	-	15
29209000	Ester of inorganic acid of non-metal (excl of hydrogen halides)&its salts/halogenat/sulphonat/nitrat,oth HS 292010-.30	61 973	244 849	569 880	1 962 113
29211900	Acyclic monoamines & their derivatives, salts thereof, other than HS 2921.11.00 - 2921.14.00	9 375	48 791	32 143	164 531
29212100	Ethylenediamine & its salts	1 480	1 480	2 327	2 327
29212200	Hexamethylenediamine & its salts	20 000	20 000	66 000	66 000
29213000	Cyclanic, cyclenic or cycloterpenic mono- or polyamines, & their derivatives, salts thereof	-	48	-	556
29214300	Toluidines & their derivatives, salts thereof	-	200	-	6 450
29215100	o-, m-, p-Phenylenediamine, diaminotoluenes & their derivatives, salts thereof	-	11 000	-	33 288
29221700	Methyldiethanolamine & ethyldiethanolamine	-	10	-	310
29224100	Lysine & its esters; salts thereof	18 940 200	77 207 366	17 170 210	68 020 455
29224210	Glutamic acid	1 064 100	5 795 100	1 558 907	7 878 288
29224220	Monosodium glutamate (MSG)	9 688 924	36 263 016	13 334 143	48 921 604
29224290	Salts, other than Glutamic acid & Monosodium glutamate (MSG)	-	280 045	-	115 307
29224900	Amino-acids, o.t those containing> one kind of oxygen function&their ester,salt thereof, o.t HS 2922.41.00-2922.44.00	100	1 828	652	15 675
29231000	Choline & its salts	-	998	-	5 484
29232010	Lecithins, whether or not chemically defined	20	2 003	349	10 018
29232090	Phosphoaminolipids	-	873	-	1 816
29239000	Quaternary amonium salt&hydroxid,lecithin&oth phosphoaminolipid,whether/not chemaly define,oth thn HS29233000-29234000	-	13 250	-	21 320
29241210	Fluoroacetamide (ISO) & phosphamidon (ISO)	-	30 040	-	32 787
29241990	Acyclic amides (including acyclic carbamates) & their derivatives; salts thereof, other than HS 2924.11.10-2924.19.10	807 701	2 368 022	842 719	2 674 184
29251100	Saccharin & its salts	28 000	96 100	194 134	601 001
29252900	Imines & their derivatives; salts thereof,Other than chlordimeform (ISO)	35 720	97 320	180 155	528 279
29269000	Nitrile-function compound, other than HS 2926.10.00 to 2926.40.00	175	179	5 728	5 960
29270010	Azodicarbonamide	1 982 164	8 347 885	6 059 013	25 393 822
29270090	Diazo-, azo- or azoxy-compounds other than Azodicarbonamide	1 625	4 825	5 578	15 794
29280090	Organic derivatives of hydrazine or of hydroxylamine other than Linuron	1 688	21 800	2 093	133 342
29291020	Isocyanates, Toluene diisocyanate	-	270	-	255
29291090	Compounds Isocyanates with other nitrogen function other than Diphenylmethane diisocyanate (MDI) & Toluene diisocyanate	42 037	191 169	194 616	833 584
29299010	Sodium cyclamate	398 300	2 090 427	786 517	4 235 770

Tabel 3 : Ekspor Indonesia menurut Komoditi ( Kode HS 8 digit )

April 2019

Kode H S	Uraian golongan barang	Berat bersih (Kg)		Nilai F.O.B. ( U S \$ )	
		Bulan ini	Kumulatif	Bulan ini	Kumulatif
(1)	(2)	(3)	(4)	(5)	(6)
29299090	Compounds with other nitrogen function other than Isocyanates and Cyclamates	-	25	-	468
29304000	Methionine	250	826	2 105	7 636
29309010	Dithiocarbonates	1	1	9	19
29309090	Organo-sulphur compounds, other than HS 2930.20.00 to 2930.90.90	4 290	124 343	43 387	2 543 913
29311020	Tetraethyl lead	-	2 152	-	10
29313900	Organo-phosphorous derivatives, other than HS 2931.31.00-2931.38.00	42 272	42 272	81 162	81 162
29319049	Organoarsenic compounds, Other than In liquid form	-	4 480	-	10 738
29319090	Organo-inorganic compounds other than HS 2931.10.10-2931.90.50	63 912	250 579	93 137	487 113
29321200	2Furaldehyde (furfuraldehyde)	-	25	-	271
29321300	Furfuryl alcohol & tetrahydrofurfuryl alcohol	220	490	1 210	7 249
29321900	Compounds containing an unfused furan ring (whether or not hydrogenated) in the structure, o.T HS 2932.11.00-2932.14.00	6	460	4 538	16 098
29322090	Lactones, Other than Coumarin N(1,2Benzopyrone) methylcoumarins & ethylcoumarin	82	428	4 002	10 724
29329910	Carbofuran	-	46	-	2 355
29331100	Phenazone (antipyrin) & its derivatives	-	12	-	708
29331900	Compounds contain an unfused pyrazole ring (hydrogenated/not)in the structure,not Phenazone (antipyrin)&its derivatives	-	142	-	1 376
29332100	Hydantoin & its derivatives	12 925	96 675	141 260	354 369
29332900	Compounds containing an unfused imidazole ring (hydrogenated/not)in the structure,not Hydantoin&its derivatives	50	3 052	605	40 825
29333100	Pyridine & its salts	-	4	-	51
29333910	Chlorpheniramine & isoniazid	-	1	-	420
29333930	Paraquat salts	21 010	42 020	23 741	58 198
29333990	Compounds containing an unfused pyridine ring (whether or not hydrogenated) in the structure,ot than HS29333100-29333930	-	640	-	10 240
29335990	Compound contain aPyrimidine ring (whether/not hydrogenated)/piperazine ring inThe structure,ot than HS29335200-29335910	2 748	2 748	3 534	6 722
29336100	Melamine	-	1 950	-	10 684
29336900	Compounds containing an unfused triazine ring (whether or not hydrogenated) in the structure, other than Melamin	-	22 903	-	59 271
29339910	Mebendazole & parbendazole	10	12	1 619	2 176
29339990	Heterocyclic compounds with nitrogen hetero-atom(s) only oth than 2933.11.00-2933.99.10	2 441 409	8 288 600	11 537 239	38 526 536
29341000	Compounds containing an unfused thiazole ring (whether or not hydrogenated) in the structure	26	61	2 905	9 157
29342000	Compounds containing in the structure a benzothiazole ringsystem (whether or not hydrogenated), not further fused	2 000	2 001	6 780	6 784
29349910	Nucleic acids & their salts	917 021	3 948 416	5 196 391	22 234 959
29349920	Sultones, sultams, diltiazem	1 035	1 838	354 232	638 436
29349990	Nucleic acids&their salts,whether or not chemically define,oth heterocyclic comp n.e.c. HS 2934.10.00-2934.99.50	203 957	583 514	2 800 716	7 693 612
29359000	Sulphonamides other than HS 2935.10.00-2935.50.00	53 230	261 310	476 072	2 334 758
29362100	Vitamin A & their derivatives	-	3 283	-	160 500
29362200	Vitamin B1 & its derivatives	1	426	242	342
29362400	D or DLPantothenic acid (Vitamin B3 or Vitamin B5) & its derivatives	-	6 989	-	1 500
29362500	Vitamin B6 & its derivatives	1	1	0	0
29362600	Vitamin B12 & its derivatives	1	753	0	71 556
29362700	Vitamin C & its derivatives	12 795	42 000	72 300	204 257
29362800	Vitamin E & its derivatives	14 375	18 311	351 797	400 751
29362900	Vitamins; n.e.c. in HS 2936.21.00-2936.28.00, and their derivatives, unmixed	2 580	33 151	745	120 054
29369000	Provitamins,natural or reproduced by synthesis (including natural concentrates)	346	407	166	1 356
29371100	Somatotropin, its derivatives & structural analogues	-	5	-	1



Tabel 3 : Ekspor Indonesia menurut Komoditi ( Kode HS 8 digit )

April 2019

Kode H S	Uraian golongan barang	Berat bersih (Kg)		Nilai F.O.B. ( U S \$ )	
		Bulan ini	Kumulatif	Bulan ini	Kumulatif
(1)	(2)	(3)	(4)	(5)	(6)
29371900	Polypeptide,protein&glycoprotein hormones,their derivatives&struct analogue,oth than somatotropin&insulin&its salts	15	11 560	508 332	1 937 491
29389000	Glycosides,natural/reproduced by synthesis,&their salt,ether,ester&other deriv,Oth than Rutoside(rutin) & its derivative	20 520	60 242	54 173	161 725
29392010	Alkaloids of cinchona & their derivatives, salts thereof, Quinine & its salts	4 405	27 759	502 542	3 032 229
29393000	Caffeine & its salts	-	405	-	10 838
29400000	Sugars, chemically pure oth than sucrose ,lactose, maltose, glucose, & fructose	2 205 180	6 863 179	1 594 570	5 372 478
29411090	Penicillins & their derivatives with a penicillanic acid structure, salts thereof, other than Amoxicillin & Ampicillin	-	0	-	22
29419000	Antibiotics; n.e.c. in heading no. 2941	8	145	294	6 424
29420000	Organic compounds; n.e.c. in chapter 29	8 826	55 630	51 846	270 793
30021100	Malaria diagnostic test kits	-	28	-	334
30021210	Antisera, plasma protein solutions, haemoglobin powder	12	12	102	102
30021290	Antisera & other blood fractions, other than antisera, plasma protein solutions, haemoglobin powder	256	771	2 097	8 743
30021900	Immunological products,w.o.n modified/obtained by means of biotechnological processes,other than HS 3002.11-3002.15	16	17	223	240
30022010	Tetanus toxoid	7 342	19 739	5 484 814	15 510 612
30022020	Pertussis, measles, meningitis or polio vaccines	9 804	44 521	935 502	5 598 310
30022090	Vaccines for human medicine, Other than Tetanus toxoid & Pertussis, measles, meningitis or polio vaccines	132	2 922	36 196	539 631
30023000	Vaccines for veterinary medicine	24 970	190 824	616 026	3 445 835
30029000	Toxins, cultures of micro-organisms (excluding yeasts) and similar products	12 006	105 371	43 240	541 941
30031020	Medicaments containing ampicillin (INN) or its salts, not put up in measured doses or in forms/packings for retail sale	2	9	136	811
30031090	Medicaments cont. penicillins/deriv, with penicillanic acid structure/streptomycins, o.t cont. amoxicillin&ampicillin	93	153	218	1 394
30032000	Medicaments,cont.antibiotic, consist?2constituent mix for therapeutic/prophylactic,not in measured dose/pack for retail	-	1 715	-	14 364
30033900	Medicaments,containing hormones (excl. insulin),for therapeutic/prophylactic uses,not packaged for retail sale	102 403	267 101	1 208 985	3 244 849
30041015	Medicament,containing penicillin G (excl penicillin G benzathine),phenoxymethyl penicillin/salts thereof,for retail sale	1 805	5 901	157 595	524 597
30041016	Medicaments,containing ampicillin,amoxycillin or salts thereof,of a kind taken orally,packing for retail sale	8 361	71 630	556 803	2 882 005
30041019	Medicaments,containing penicillins/derivates thereof,packing for retail sale,other than HS 3004.10.15-3004.10.16	48 882	271 291	2 738 625	20 096 938
30041021	Medicaments, containing streptomycins or derivatives thereof, in ointment form, packing for retail sale	9	454	618	21 609
30041029	Medicaments, containing streptomycins or derivatives thereof, other than in ointment form, packing for retail sale	10	29	1 282	2 977
30042010	Antibiotics containing gentamycin,lincomycin,sulfamethoxazole/its derivatives,of a kind taken orally/in ointment form	-	2 720	-	104 982
30042031	Antibiotics containing erythromycin or derivatives thereof, of a kind taken orally	3 992	52 324	69 885	352 821
30042032	Antibiotics containing erythromycin or derivatives thereof, in ointment form	131	1 473	2 596	11 466
30042039	Antibiotics containing erythromycin or derivatives thereof, other than of a kind taken orally or in ointment form	568	3 721	143 458	793 115
30042071	Antibiotics containing tetracyclines or chloramphenicols or derivatives,of a kind taken orally or in ointment form	452	682	47 696	64 041
30042079	Antibiotics containing tetracyclines or chloramphenicols or derivatives,oth of a kind taken orally or in ointment form	1 256	5 671	333 098	554 111
30042091	Antibiotic, of a kind taken orally or ointment form, other than HS 3004.20.10-3004.20.79	363	813	58 610	129 880
30042099	Antibiotic, other than of a kind taken orally or ointment form, other than HS 3004.20.10-3004.20.79	6 533	30 309	259 816	1 178 042

Tabel 3 : Ekspor Indonesia menurut Komoditi ( Kode HS 8 digit )

April 2019

Kode H S	Uraian golongan barang	Berat bersih (Kg)		Nilai F.O.B. ( U S \$ )	
		Bulan ini	Kumulatif	Bulan ini	Kumulatif
(1)	(2)	(3)	(4)	(5)	(6)
30043210	Medicaments,contain corticosteroid hormones,its derivatives/structural analogues,contain dexamethasone/their derivatives	466	4 112	785	7 579
30043290	Medicaments, containing corticosteroid hormones, their derivatives or structural analogues, oth HS 3004.32.10-3004.32.40	846	4 525	65 868	552 502
30043900	Medicaments, containing hormones/other products of heading 29.37, other than HS 3004.31.00-3004.32.90	55 202	249 823	1 285 381	5 145 981
30044100	Medicaments,containing alkaloids or derivatives thereof,containing ephedrine or its salts,packing for retail sale	75 673	77 862	210 000	262 633
30044200	Medicaments,containing alkaloids/derivatives thereof,containing pseudoephedrine/its salts,packing for retail sale	3 250	9 681	159 927	384 960
30044300	Medicaments,containing alkaloids/derivatives thereof,containing norephedrine or its salts,packing for retail sale	70 664	144 831	938 897	1 940 359
30045010	Medicaments containing vitamins or other products of heading 29.36, of a kind suitable for children, in syrup form	41 261	80 489	153 734	314 615
30045021	Medicaments containing more than one vitamin, of a kind taken orally	92	341	6 425	14 337
30045029	Medicaments containing more than one vitamin, other than of a kind taken orally	66 927	299 864	2 757 158	11 170 996
30045091	Medicaments containing vitamin A, B or C	-	38 286	-	431 081
30045099	Medicaments containing vitamins or other products of heading 29.36, other than HS 3004.50.10-3004.50.91	16 209	103 888	1 216 598	5 637 786
30049010	Transdermal therapeutic system patches for the treatment of cancer or heart diseases	361	1 385	199 399	646 044
30049020	Closed sterile water for inhalation, pharmaceutical grade	2 570	4 921	71 101	105 071
30049030	Antiseptics	1 160	230 530	8 168	522 704
30049049	Anaesthetics, other than containing procaine hydrochloride	185 700	642 611	2 624 312	8 996 590
30049051	Analgesics,antipyretics&oth medicaments for coughs/colds,contain acetylsalicylic acid,paracetamol/dipyron, taken orally	77 687	236 398	904 971	2 700 258
30049052	Analgesics,antipyretics&other medicaments for the treatment of coughs/colds,containing chlorpheniramine maleate	-	85 526	-	218 254
30049054	Analgesics,antipyretics&other medicaments for the treatment of coughs/colds,containing piroxicam (INN) or ibuprofen	1 720	5 774	16 673	89 150
30049055	Analgesics, antipyretics&other medicaments for the treatment of coughs/colds, in liniment form	131 069	553 878	749 689	3 423 905
30049059	Analgesics, antipyretics & other medicaments for the treatment of coughs or colds, other than HS 3004.90.51-3004.90.55	433 157	1 693 780	3 805 561	16 503 824
30049065	Antimalarials, herbal medicaments	4 591	28 380	131 346	796 803
30049069	Antimalarials, other than containing primaquine/artemisinin other than of subheading 3004.60.10/herbal medicaments	2 982	12 527	44 602	140 536
30049071	Anthelmintic, containing piperazine or mebendazole (INN)	-	499	-	107 172
30049072	Anthelmintic, herbal medicaments	410	7 589	968	91 891
30049079	Anthelmintic, other than containing piperazine or mebendazole (INN) or herbal medicaments	13 640	62 666	454 170	1 880 429
30049082	Anti HIV/AIDS medicaments	374	1 043	1 742 643	4 030 767
30049089	Medicaments for the treatment of cancer or other intractable diseases, other than containing deferoxamine, for injection	6 299	14 916	541 905	1 794 986
30049091	Medicaments containing sodium chloride or glucose, for infusion, packaged for retail sale	31 354	66 931	251 573	486 241
30049092	Medicaments containing sorbitol or salbutamol, for infusion, packaged for retail sale	13 387	30 863	326 357	1 132 861
30049093	Medicaments containing sorbitol or salbutamol, in other forms, packaged for retail sale	5 814	36 733	11 727	74 077
30049094	Medicaments containing cimetidine (INN) or ranitidine (INN) other than for injection, packaged for retail sale	2 504	2 668	342 006	355 502
30049096	Nasal-drop medicaments containing naphazoline, xylometazoline or oxymetazoline	77	22 103	3 633	678 829
30049098	Herbal medicaments, other than for anthelmintic or antimalarials	134 733	822 837	218 941	3 051 661

Tabel 3 : Ekspor Indonesia menurut Komoditi ( Kode HS 8 digit )

April 2019

Kode H S	Uraian golongan barang	Berat bersih (Kg)		Nilai F.O.B. ( U S \$ )	
		Bulan ini	Kumulatif	Bulan ini	Kumulatif
(1)	(2)	(3)	(4)	(5)	(6)
30049099	Medicament consisting of mix/unmix product for therapeutic/prophylactic uses,for retail sale,oth HS 3004.10.15-.90.98	46 534	157 014	7 315 399	20 488 452
30051010	Adhesive dressings & other articles having an adhesive layer, impregnated or coated with pharmaceutical substances	6 625	22 426	52 543	170 866
30051090	Adhesive dressings&other articles having an adhesive layer,other than impregnated/coated with pharmaceutical substances	32 729	105 002	228 382	746 819
30059010	Bandages, put up in forms or packings for retail sale for medical, surgical, dental or veterinary purposes	8 180	30 834	66 709	165 160
30059020	Gauze, put up in forms or packings for retail sale for medical, surgical, dental or veterinary purposes	20	81	3 747	6 615
30059090	Wadding,packings for retail sale for medical,surgical,dental/veterinary purposes,other than HS 3005.10.10-3005.90.20	81 266	325 694	274 927	1 142 488
30061010	Sterile absorbable surgical or dental yarn, sterile surgical or dental adhesion barriers, whether or not absorbable	-	8	-	0
30061090	Sterile surgical catgut,sterile tissue adhesives for surgical wound closure; sterile laminaria & sterile laminaria tents	0	43	6	36
30062000	Bloodgrouping reagents	31 749	31 749	84 420	84 420
30063090	Opacifying preparations for Xray examinations, other than HS 3006.30.10-3006.30.30	-	3	-	54
30065000	First-aid boxes & kits	31	38	1 200	2 843
30066000	Chemical contraceptive preparations based on hormones, on other products of heading 29.37 or on spermicides	1 192	59 323	145 043	3 569 651
30067000	Gel prep designed to be used in hum or vet med as a lubricant for parts of the body for surg operations or physical exam	16	16	1 050	1 050
31010010	Fertilisers produced by of solely vegetable origin	436 640	1 115 235	125 569	384 206
31010099	Animal fertilisers,not chemically treated	2 213 131	6 574 844	566 144	1 879 552
31021000	Urea, whether or not in aqueous solution	192 281 913	362 450 538	48 788 422	95 819 800
31022100	Ammonium sulphate	270 000	1 434 000	57 360	313 375
31023000	Ammonium nitrate, whether or not in aqueous solution	2 200 000	10 670 000	1 226 349	5 908 019
31029000	Mineral or chemical fertilisers, nitrogenous, other than HS 3102.10-3102.80.00	39 200	52 700	3 126	40 926
31031190	Superphosphates containing by weight 35 % or more of diphosphorus pentaoxide (P2O5), other than feed grade	985 000	3 265 000	237 080	759 435
31031990	Superphosphates containing by weight less than 35 % of diphosphorus pentaoxide (P2O5), other than feed grade	818 000	3 532 704	173 920	716 772
31039010	Calcined phosphatic fertilisers	240 000	1 040 051	51 800	228 210
31039090	Mineral or chemical fertilisers, phosphatic, other than superphosphate & calcined phosphatic fertilisers	591 001	4 565 881	137 990	1 075 831
31042000	Potassium chloride	-	72 150	-	38 432
31043000	Potassium sulphate	408 000	6 446 000	190 492	2 874 131
31049000	Mineral or chemical fertilisers, potassic, other than potassium chloride & potassium sulphate	40 004	84 568	13 906	39 536
31051010	Superphosphates & calcined phosphatic fertilisers in tablets or similar forms of a gross weight not exceeding 10 kg	-	21 000	-	5 092
31051020	Mineral/chemical fertilisers contain 2 or 3 of fertilising elements in tablets/similar forms of a gross weight <=10 kg	125 385	287 885	30 209	68 584
31051090	Goods of this Chapter in tablets or similar forms or in packages of a gross weight <=10 kg, other than 3105.10.10-.20	-	17 000	-	3 290
31052000	Mineral or chemical fertilisers containing the three fertilising elements nitrogen, phosphorus & potassium	621 325	1 416 269	383 733	1 074 786
31054000	Ammonium dihydrogenorthophosphate & mixtures thereof with diammonium hydrogenorthophosphate	1 314	6 307	2 927	13 885
31055100	Mineral or chemical fertilisers containing nitrates & phosphates	26 321 440	54 157 530	7 814 781	16 209 629
31055900	Mineral/chemical fertilisers,contain the two fertilising elements nitrogen&phosphorus,oth contain nitrates&phosphates	47 700	167 700	4 259	14 787
31059000	Mineral/chemical fertilisers contain two/three of fertilising elements nitrogen,phosphorus&potassium, oth HS 3105.20-.60	452 000	2 266 920	99 985	491 304
32011000	Quebracho extract	3 000	6 150	365	751

Tabel 3 : Ekspor Indonesia menurut Komoditi ( Kode HS 8 digit )

April 2019

Kode H S	Uraian golongan barang	Berat bersih (Kg)		Nilai F.O.B. ( U S \$ )	
		Bulan ini	Kumulatif	Bulan ini	Kumulatif
(1)	(2)	(3)	(4)	(5)	(6)
32019000	Tanning extracts of vegetable origin,tannins&their salts, ethers, ester&other derivatives, oth quebracho&wattle extract	1 384 220	6 504 186	3 445 158	16 753 819
32021000	Synthetic organic tanning substances	304 285	1 575 790	405 098	2 027 566
32029000	Inorganic tanning substances, tanning prep, w.o.n containing natural tanning substances, enzymatic prep for pre-tanning	-	2 119	-	6 294
32030010	Colouring matter of veg/animal origin incl dyeing extracts excl animal black,of a kind used in the food/drink industries	2 511	5 179	44 088	60 140
32030090	Col matter of veg/animal origin incl dyeing extract excl animal black other than used in the food or drink industries	-	4	-	13
32041110	Disperse dyes & preparations based thereon, crude	5 786	53 630	12 029	894 884
32041190	Disperse dyes & preparations based thereon, other than crude	580 503	2 214 860	6 338 809	25 320 504
32041210	Acid dyes, whether or not premetallised, & preparations based thereon	56 968	265 960	736 087	3 840 706
32041290	Mordant dyes & preparations based thereon	68	2 451	1 087	16 366
32041300	Basic dyes & preparations based thereon	100	12 435	4 651	177 779
32041400	Direct dyes & preparations based thereon	99 051	366 162	291 611	1 377 486
32041500	Vat dyes (including those usable in that state as pigments) & preparations based thereon	400	12 008	12 654	278 631
32041600	Reactive dyes & preparations based thereon	242 092	911 482	2 013 437	6 721 944
32041710	Synthetic organic pigment in powder form	199 431	814 828	1 580 786	6 577 817
32041790	Pigments & preparations based thereon, other than synthetic organic pigment in powder form	265 984	1 430 237	1 227 701	6 446 870
32041900	Synthetic organic colouring matter & prep,including mixtures of colouring matter of ?2 of the subheading 3204.11-3204.19	297 950	989 185	387 642	1 318 602
32042000	Synthetic organic products of a kind used as fluorescent brightening agents	916 644	4 423 562	2 375 852	9 418 634
32049000	Synthetic organic colouring matter, prep as specified in Note 3 to this Chapter , other than HS 3204.11 to 3204.20	660	17 255	3 635	70 936
32050000	Colour lakes, preparations as specified in Note 3 to this Chapter based on colour lakes.	1	92	2	5 826
32061110	Pigments based on titanium dioxide containing 80 % or more by weight of titanium dioxide calculated on the dry matter	-	1 544	-	11 322
32061910	Pigments based on titanium dioxide containing less than 80 % by weight of titanium dioxide calculated on the dry matter	111 775	431 535	91 085	607 292
32061990	Preparations based on titanium dioxide containing < 80% by weight of titanium dioxide calculated on the dry matter	69 450	185 575	222 003	576 735
32062010	Chrome yellow, chrome green & molybdate orange or red based on chromium compounds	37 100	117 815	170 768	604 835
32062090	Pigments&prep based on chromium compounds,oth than chrome yellow,chrome green&molybdate orange/red from chrome compounds	900	1 400	2 858	4 448
32064190	Ultramarine	8 000	24 100	13 600	36 987
32064290	Lithopone & other pigments based on zinc sulphide	-	1	-	789
32064910	Preparation, other than ultramarine & prep based thereon or lithopone & other pigments & prep based on zinc sulphide	4 720	88 818	28 910	1 131 253
32064990	Colouring matter,other than ultramarine & prep based thereon or lithopone & other pigments & prep based on zinc sulphide	144 307	483 606	806 751	2 535 056
32065010	Preparations of inorganic products of a kind used as luminophores	-	200	-	2 734
32065090	Inorganic products of a kind used as luminophores, other than preparations	-	13 000	-	33 283
32071000	Prepared pigments, prepared opacifiers, prepared colours & similar preparations	409 991	1 972 379	1 124 209	4 782 977
32072010	Enamel frits	6 200	15 650	20 980	58 654
32072090	Vitrifiable enamels & glazes, engobes (slips) & similar preparations, other than enamel frits	205 442	992 792	190 484	762 981
32073000	Liquid lustres & similar preparations	110	3 793	110	58 246
32074000	Glass frit & other glass, in the form of powder, granules or flakes	552 946	2 390 275	637 396	2 326 986
32081019	Varnishes (including lacquers) based on polyesters, other than of a kind used in dentistry	2 087	9 057	1 345	14 238

Tabel 3 : Ekspor Indonesia menurut Komoditi ( Kode HS 8 digit )

April 2019

Kode H S	Uraian golongan barang	Berat bersih (Kg)		Nilai F.O.B. ( U S \$ )	
		Bulan ini	Kumulatif	Bulan ini	Kumulatif
(1)	(2)	(3)	(4)	(5)	(6)
32081020	Antifouling &/or anticorrosive paints for ships' hulls based on polyesters	-	75	-	3 840
32081090	Paint incl enamels based on polyesters, oth than varnishes incl lacq&antifouling &/or anticorrosive paint for ships'hulls	973 131	4 275 355	2 334 451	10 171 527
32082040	Antifouling &/or anticorrosive paints for ships' hulls based on acrylic or vinyl polymers	50	1 341	50	955
32082070	Varnishes (including lacquers), of a kind used in dentistry based on acrylic or vinyl polymers	-	2 600	-	10 120
32082090	Paints based on acrylic or vinyl polymers, oth than antifouling &/or anticorrosive paint	230 216	948 594	809 840	3 212 797
32089019	Varnishes(incl lacquers), >100°C heat resistance, not used in dentistry, oth based on polyesters,acrylic/vinyl polymers	3 200	70 355	7 782	151 633
32089029	Varnishes(incl lacquers), <=100°C heat resistance, not used in dentistry,oth based on polyesters,acrylic/vinyl polymers	115 200	638 060	409 837	2 085 214
32089030	Antifouling &/or anticorrosive paints for ships'hulls other than based on polyesters&based on acrylic or vinyl polymers	-	21	-	301
32089090	Paint&varnishes incl enamels&lacquers exc based on polyesters&based on acrylic/vinyl polymers&HS 3208.10.10-3208.90.30	824 932	2 814 198	2 397 734	8 589 782
32091010	Varnishes (including lacquers), based on acrylic or vinyl polymers	1 050	30 056	1 730	105 920
32091050	Antifouling &/or anticorrosive paints for ships' hulls, based on acrylic or vinyl polymers	-	175	-	3 080
32091090	Paints&varnishes including enamels based on acrylic or vinyl polymers, other than HS 3209.10.10-3209.10.50	33 591	156 352	85 492	328 921
32099000	Paints & varnishes (including enamels & lacquers), other than based on acrylic or vinyl polymers	267 573	617 937	351 782	885 294
32100010	Varnishes (including lacquers)	120	631	724	6 193
32100020	Distempers	-	4	-	23
32100091	Antifouling &/or anticorrosive paints for ships' hulls	-	260	-	85
32100099	Paints other than antifouling &/or anticorrosive paints for ships' hulls	624	10 381	4 645	49 160
32110000	Prepared driers	220	47 520	1 550	193 526
32121000	Stamping foils	7 237	20 359	75 506	242 887
32129011	Aluminium paste dispersed in nonaqueous media, of a kind used in the manufacture of paints (including enamels)	-	50	-	424
32129014	Pigments incl metallic powders&flakes dispersed in not water media,in liq/paste form,for manufacture of leather paint	16	16	54	54
32129019	Pigment incl metallic powders&flakes dispersed in not water media,in liq/paste form,not for manufacture of leather paint	1 834	6 934	6 182	40 237
32129021	Dyes & other colouring matter put up in forms or packings for retail sale of a kind used in the food or drink industries	-	0	-	93
32129022	Dyes put up in forms/packings for retail sale of a kind not used in the food/drink industries	-	300	-	9 030
32129029	Colouring matter put up in forms/packings for retail sale of a kind not used in the food/drink industries	3	9 404	304	9 926
32131000	Colours in sets, of a kind used by artists, students or signboard painters	-	430	-	3 239
32139000	Colours, of a kind used by artists, students or signboard painters, other than colours in sets	145	769	744	1 634
32141000	Glaziers' putty, grafting putty, resin cements, caulking compounds & other mastics, painters' fillings	167 194	785 131	502 588	2 087 369
32149000	Non-refractory surfacing preparations for facades, indoor walls, floors, ceilings or the like.	541 255	1 801 936	577 982	2 230 270
32151110	Printing ink, black, ultraviolet curable	-	320	-	4 476
32151190	Printing ink, black other than ultraviolet curable ink	174 672	201 245	1 883 998	2 065 594
32151900	Printing ink, other than black	1 153 216	1 984 716	16 819 946	19 935 806
32159060	Writing or drawing ink	401	3 774	1 455	17 359
32159070	Ink of a kind suitable for use with duplicating machines of heading 84.72	8 239	8 250	93 794	93 815
32159090	Ink, whether or not concentrated or solid, other than HS 3215.11.10-3215.90.70	46 749	60 971	268 871	422 878
33011200	Essential oils of orange	56	13 999	1 993	19 280
33011300	Essential oils of lemon	-	648	-	22 834

Tabel 3 : Ekspor Indonesia menurut Komoditi ( Kode HS 8 digit )

April 2019

Kode H S	Uraian golongan barang	Berat bersih (Kg)		Nilai F.O.B. ( U S \$ )	
		Bulan ini	Kumulatif	Bulan ini	Kumulatif
(1)	(2)	(3)	(4)	(5)	(6)
33011900	Essential oils of citrus fruit, other than of orange & lemon	96 286	179 143	2 377 800	5 145 838
33012400	Essential oils of peppermint (Mentha piperita)	-	1 885	-	97 378
33012500	Essential oils of other mints, other than peppermint (Mentha piperita)	7 250	62 519	267 728	2 784 019
33012910	Essential oils of lemon grass, citronella, nutmeg, cinnamon, ginger, cardamom, fennel or palmrose	134 326	881 852	4 205 721	19 846 568
33012920	Essential oils of sandalwood	1 558	33 137	251 916	1 092 012
33012990	Essential oils other than HS 3301.12.00-3301.29.20	112 033	529 490	2 757 548	16 506 038
33013000	Resinoids	62	66	4 908	5 203
33019010	Aqueous distillates & aqueous solutions of essential oils suitable for medicinal use	45 185	88 153	2 147 978	3 756 415
33019090	Extract oleoresins; concentrates of essential oils; terpenic by-product of deterpenation of essential oils	119 667	410 390	2 996 000	12 643 598
33021010	Odoriferous alcoholic preparations of a kind used in the manufacture of alcoholic beverages, in liquid form	9 680	27 580	99 359	262 401
33021020	Odoriferous alcoholic preparations of a kind used in the manufacture of alcoholic beverages, in other forms	-	692	-	14 924
33021090	Odoriferous alcoholic preparations of a kind used in the food or drink industries, other than HS 3302.10.10-3302.10.20	545 266	2 316 752	6 242 804	26 682 704
33029000	Odoriferous substances and mixtures; used as raw materials in industries other than the food or drink industries	447 430	2 002 192	6 980 965	30 050 700
33030000	Perfumes & toilet waters.	642 585	2 681 078	8 958 031	39 484 254
33041000	Lip makeup preparations	8 805	20 854	389 805	1 645 181
33042000	Eye makeup preparations	4 322	7 598	490 121	1 519 006
33043000	Manicure & pedicure preparations	3 292	28 902	32 573	106 268
33049100	Beauty or make up preparations, powders, whether or not compressed	299 817	1 224 444	1 086 738	4 893 341
33049920	Antiacne preparations	50 532	112 621	245 503	667 719
33049930	Face or skin creams & lotions other than antiacne preparations	1 164 329	4 741 126	4 633 233	17 980 483
33049990	Beauty/make up preparat, for the care of the skin (incl sunscreen or sun tan preparations), o.t HS 3304.10.00-3304.99.30	321 828	1 096 507	4 149 783	15 682 551
33051010	Shampoos having antifungal properties	119 015	698 081	219 630	1 315 734
33051090	Shampoos not having antifugal properties	942 848	3 883 867	2 953 705	9 609 912
33052000	Preparations for permanent waving or straightening	264	547	5 099	7 591
33053000	Hair lacquers	550	2 081	1 157	4 163
33059000	Preparations for use on the hair, other than shampoos, preparations for permanent waving or straightening & hair lacquer	760 563	3 378 005	4 676 301	18 359 584
33061010	Dentifrices in powders forms & pastes for dental prophylaxis	1 029 136	3 576 395	2 173 899	7 401 193
33061090	Dentifrices, other than in powders forms&pastes for dental prophylaxis	108 249	455 697	458 203	1 781 466
33062000	Yarn used to clean between the teeth (dental floss)	-	10	-	10
33069000	Prep for oral/dental hygiene, incl denture fixative pastes&powders,in individual retail packages,other than dentifrices	45 999	165 839	132 521	479 987
33071000	Preshave, shaving or aftershave preparations	18 470	72 582	44 712	176 438
33072000	Personal deodorants & antiperspirants	147 162	742 738	823 840	3 803 561
33073000	Perfumed bath salts & other bath preparations	-	11	-	145
33074110	Agarbatti & other odoriferous prep which operate by burning,Scented powders of a kind used during religious rites	113 599	233 539	84 029	222 432
33074190	Agarbatti& other odoriferous prep which operate by burning, oth scented powders of a kind used during religious rites	191 412	496 823	158 847	470 190
33074910	Room perfuming preparations, whether or not having disinfectant properties	127 367	514 457	695 172	2 919 474
33074990	Deodorising rooms, other than room perfuming preparations, whether or not having disinfectant properties	6 848	31 341	58 847	293 580
33079030	Papers & tissues, impregnated or coated with perfume or cosmetics	75 088	312 900	135 300	717 022
33079040	Perfumery or cosmetics, including depilatories, other than HS 3307.10.00-3307.90.31	59 356	185 244	1 356 882	2 772 548
33079050	Contact lens or artificial eye solutions	1	1	40	40

Tabel 3 : Ekspor Indonesia menurut Komoditi ( Kode HS 8 digit )

April 2019

Kode H S	Uraian golongan barang	Berat bersih (Kg)		Nilai F.O.B. ( U S \$ )	
		Bulan ini	Kumulatif	Bulan ini	Kumulatif
(1)	(2)	(3)	(4)	(5)	(6)
33079090	Perfumery, cosmetic or toilet preparations, other than HS 3307.10.00-3307.90.50	40 328	163 851	205 368	864 423
34011140	Medicated soap including disinfectant soap	1 082 257	5 070 065	1 484 543	6 977 243
34011150	Soap for toilet uses including bath soap other than medicated soap	12 604 668	52 844 666	15 151 262	62 991 187
34011160	Organic surface-active prod&prep for toilet use, of felt/nonwovens,impregnated,coated/covered with soap/detergent	20 687	48 146	34 814	84 631
34011190	Organic surface-active products & preparations for toilet use, other than HS 3401.11.60	811 427	3 784 926	570 279	2 968 396
34011910	Soap&org surf-active products&prep, of felt&nonwovens,impregnated,coated/cover with soap/detergent, not for toilet use	3 592	66 535	47 594	161 978
34011990	Soap&org surf-active prod&prep,form of bars,cakes,moulded pieces/shapes,pap,wadding,oth for toilet use incl med products	5 747 595	21 363 504	3 049 834	11 760 712
34012020	Soap chips	35 562 183	127 588 392	22 990 457	84 595 463
34012091	Soap in other forms of a kind used for flotation deinking of recycled paper, other than soap chips	-	25	-	49
34012099	Soap in other forms, other than soap chips & soap of a kind used for flotation deinking of recycled paper	2 711 687	18 095 821	3 491 731	19 658 833
34013000	Organic surfaceactive products&prep for washing the skin,in the form of liq/cream&put up for retail,contain soap/not	1 074 248	3 989 344	3 880 286	15 122 286
34021110	Sulphated fatty alcohols, whether or not put up for retail sale	1 826 175	6 950 110	2 852 416	10 853 235
34021140	Sulphonated alkylbenzene, whether or not put up for retail sale	1 623 740	6 202 386	1 898 350	7 131 195
34021190	Anionic other than Sulphated fatty alcohols&Sulphonated fatty alcohols including org surf-active agents	1 686 938	4 705 189	2 457 166	5 888 213
34021200	Cationic including organic surfaceactive agents, whether or not put up for retail sale	390 111	1 021 823	528 454	1 389 071
34021310	Hydroxyl-terminated polybutadiene, whether or not put up for retail sale	22 000	91 094	51 690	218 587
34021390	Non-ionic including organic surfaceactive agents, put up for retail sale or not, oth hydroxylterminated polybutadiene	178 902	573 405	261 727	944 208
34021910	Organic surf-active agents,of a kind suit for use in fire-ext prep,other than anionic,cationic&non-ionic	25 150	145 855	30 236	191 148
34021990	Organic surf-active agents,other than anionic,cationic&non-ionic&of a kind suit to use in fire-ext prep	916 621	3 270 475	1 039 877	3 985 954
34022014	Surface active preparations put up for retail sale in liquid form	1 596 552	5 383 521	1 654 359	5 704 154
34022015	Washing/cleaning preparation,including bleaching,cleansing/degreasing preparations put up for retail sale in liquid form	2 733 121	11 446 411	1 734 777	7 773 454
34022094	Surface active preparations put up for retail sale other than in liquid form	-	64 738	-	56 476
34022095	Washing/cleaning prep,including bleaching,cleansing or degreasing prep put up for retail sale other than in liquid form	8 680 599	36 573 596	7 310 616	31 966 515
34029011	Anionic wetting agents in liquid form	25 000	39 720	42 874	73 634
34029012	Anionic washing or cleaning preparations, including bleaching, cleansing or degreasing preparations in liquid form	86 343	493 278	166 611	879 645
34029013	Washing/cleaning preparations, including bleaching, cleansing/degreasing prep in liquid form other than anionic prep	29 441	52 227	24 249	41 585
34029014	Anionic surface active preparations in liquid form other than anionic wetting agents and washing preparations	6 271	18 174	5 066	17 285
34029019	Surf active prep, wash prep incl aux wash&clean prep,cont soap/not,in liq form, oth than HS34.01, 3402.90.11-14, retail	200 207	931 158	410 763	1 868 825
34029091	Anionic wetting agents not in liquid form	27 150	89 787	43 870	134 217
34029092	Anionic washing or cleaning reparations,including bleaching,cleansing or degreasing preparations not in liquid form	-	3 084	-	7 620

Tabel 3 : Ekspor Indonesia menurut Komoditi ( Kode HS 8 digit )

April 2019

Kode H S	Uraian golongan barang	Berat bersih (Kg)		Nilai F.O.B. ( U S \$ )	
		Bulan ini	Kumulatif	Bulan ini	Kumulatif
(1)	(2)	(3)	(4)	(5)	(6)
34029093	Washing/cleaning preparations, including bleaching, cleansing/degreasing prep not in liquid form other than anionic prep	552 081	2 439 556	460 942	2 093 582
34029099	Surface active prep,wash prep incl aux wash&clean prep,cont soap/not,not in liq form,oth than of 34.01,HS 3402.90.91-.94	347 106	1 413 330	596 955	2 250 446
34031111	Liquid lubricating oil prep, for treatm of textile,or oth material, containing petroleum oil/oil from bituminous mineral	860	19 334	1 003	26 556
34031119	Prep for treatm of textile/oth material,in liquid form,contain petrol oil/oil from bituminous mineral,oth lubricating	2 244	6 697	1 765	6 515
34031190	Prep for treatm of textile/oth material, contain petrol oil/oil from bituminous mineral, other than in liquid form	-	17 119	-	41 130
34031919	Lubricate prep cont petrol oil not for treatment textile/leather/furskin/aircraft engine not cont silicone oil in liquid	25 912	33 385	63 886	91 109
34031990	Lubricating preparation containing petroleum oil not for treatment textile material/leather/furskins, not in liquid form	50 592	116 166	94 213	206 312
34039111	Lubricating preparation contain silicone oil-for treatment of textile/leather/furskins,not contain petrol,in liquid form	14 483	15 153	57 354	86 478
34039190	Lubricating prep for treatment of textile/leather/furskins, not contain petrol, other than in liquid form	15 600	158 800	24 511	245 247
34039911	Lubricating preparations for aircraft engines, not contain petroleum oil/oil from bituminous mineral, in liquid form	3	3	91	91
34039912	Lubricating prep contain silicone oil not for treatment of textile/leather/furskins,not contain petrol,in liquid form	-	3 000	-	4 500
34039919	Lubricating prep not cont petrol,not for treatment of textile/leather/furskins/aircraft,not cont silicone oil,in liquid	8 885	28 236	9 680	30 191
34039990	Lubricating preparations,not containing petroleum oil,not for treatment of textile/leather/furskins, not in liquid form	169 368	940 507	393 254	1 855 138
34042000	Waxes; artificial and prepared, of poly(oxyethylene) (polyethylene glycol)	-	1 770	-	2 927
34049010	Waxes; artificial and prepared, of lignite chemically modified, other than poly (oxyethylene) (polyethylene glycol)	-	26 769	-	18 589
34049090	Artificial waxes & prepared waxes, other than HS 3404.20.00-3404.90.10	8 038 320	25 379 910	6 952 851	23 216 644
34051000	Polishes, creams & similar preparations for footwear or leather	74 994	217 858	334 110	930 743
34052000	Polishes, creams & similar preparations for the maintenance of wooden furniture, floors or other woodwork	71 061	77 653	26 756	56 378
34053000	Polishes & similar preparations for coachwork, other than metal polishes	94	1 648	13 380	14 150
34054020	Scouring pastes & powders & other scouring preparations, in packaging of a net weight not exceeding 1 kg	3 120	35 811	1 820	21 052
34054090	Scouring pastes & powders & other scouring preparations, in packaging of a net weight exceeding 1 kg	-	11 212	-	34 217
34059010	Metal polishes	701	9 255	885	50 930
34059090	Polishes&creams,scouring pastes&powders&similar preparations,excluding waxes of HS 34.04,oth HS 3405.10.00-3405.90.10	14 240	20 715	24 308	31 774
34060000	Candles, tapers and the like	185 739	828 926	336 970	1 554 683
34070020	Prep known as dental wax/dental impression compounds,in set,for retail/in plate,horseshoe shapes,stick/similar forms	1	6 253	230	20 662
34070030	Preparations for use in dentistry, with a basis of plaster (of calcined gypsum or calcium sulphate)	34	111	727	3 078
35022000	Milk albumin, including concentrates of two or more whey proteins	-	245	-	387
35030019	Glues; other than fish glue	1 694	7 022	1 996	7 372
35030041	Gelatin & gelatin derivatives in powder form with a bloating level of A250 or B230 or higher on the Bloom scale	-	1 575	-	11 246
35040000	Peptones & their deriv, oth protein substances & their deriv,not specified or included,hide powder,chromed or not.	4	756	220	34 640
35051010	Dextrins, soluble or roasted starches	1 350	74 414	1 060	60 988
35051090	Dextrins, other than soluble or roasted starches	331 612	1 901 408	427 885	1 947 900
35052000	Glues, based on starches, or on dextrins or other modified starches	1 614	2 061	7 958	36 626
35061000	Products suitable for use as glues or adhesives, put up for retail sale as glues or adhesives, net weight <= 1 kg	194 974	782 214	1 259 112	5 209 160



Tabel 3 : Ekspor Indonesia menurut Komoditi ( Kode HS 8 digit )

April 2019

Kode H S	Uraian golongan barang	Berat bersih (Kg)		Nilai F.O.B. ( U S \$ )	
		Bulan ini	Kumulatif	Bulan ini	Kumulatif
(1)	(2)	(3)	(4)	(5)	(6)
35069100	Adhesives based on polymers of headings 39.01 to 39.13 or on rubber	919 483	3 237 440	2 315 377	8 192 552
35069900	Glues and other adhesives; prepared, n.e.c. in heading no. 3506, not exceeding a net weight of 1kg	226 509	853 274	492 786	1 992 433
35079000	Enzymes; other than rennet & concentrates thereof	57 905	212 025	442 346	1 585 181
36010000	Propellent powders	-	24	-	293
36020000	Prepared explosives, other than propellent powders	-	37 500	-	192 000
36030010	Semifuses, elemented caps, signal tubes	-	344	-	19 430
36030090	Safety fuses; other than semifuses, elemented caps, signal tubes, safety fuses, detonating fuses	26	832	192	595
36049020	Miniature pyrotechnic munitions & percussion caps for toys	4	4	1 477	1 477
36049030	Signalling flares or rockets	2	21	105	792
36049090	Pyrotechnic products; n.e.c. in heading 36.04	5 178	18 788	17 746	61 434
36050000	Matches, other than pyrotechnic articles of heading 36.04	276 218	2 305 336	385 507	3 089 199
36061000	Liquid/liquefied-gas fuels in containers, used for filling/refilling cigarette/similar lighters&of a capacity <= 300 cm3	-	63	-	73
37011000	Photographic plates&film; for x-ray, in the flat, sensitised, unexposed, of any material oth paper, paperboard/textiles	138	138	5 397	5 397
37012000	Photographic plates and film; Instant print film	-	1 158	-	58 110
37013000	Photographic plates and film; in the flat, sensitised, unexposed, with any side exceeding 225mm	2	904	176	14 978
37019190	For colour photography (polychrome) not suitable for use in the printing industry	-	0	-	36
37019990	Photographic plates and film in the flat, oth colour photography, not suitable for use in the printing industry	6	8	6	27
37021000	Photographic film; for x-rays, in rolls, sensitised and unexposed (other than of paper, paperboard or textiles)	-	26	-	802
37023900	Photographic film in rolls without perforations, of a width not exceeding 105 mm, n.e.c HS 3702.31 & HS 3702.32.00	-	3	-	50
37025490	Photo film in roll,for col photo,w>16mm but<=35mm,l<=30 m,oth(for slide,use in medic,surgical,dent/vet,sci/in print ind)	-	4	-	596
37031090	Photographic paper,paperboard & textiles,sensitised,unexposed n rolls of a width > 610 mm but exceeding 1,000 mm	70	566	294	841
37032000	Photographic paper,paperboard & textiles,sensitised,unexposed, for colour photography (polychrome)	89	89	33	33
37039000	Photographic paper, paperboard & textiles; (for o.t colour photography&in rolls of a width >610mm), sensitised,unexposed	500	840	1 530	2 570
37040010	X-ray plates or film	-	2	-	46
37050020	Microfilm	-	36	-	15 293
37069090	Cinematographic film, exposed & developed of a width less than 35 mm, n.e.c HS 3706.90.10 - 3706.90.40	2	8	309	555
37071000	Sensitising emulsions	1	1	27	27
37079090	Chemical preparations for photographic uses; other than flashlight materials not sensitising emulsions	4 732	17 656	71 036	254 160
38011000	Artificial graphite	79 031	89 081	21 077	40 040
38019000	Preparations based on graphite/other carbon,blocks,plates/oth semi-manufactures,Oth than HS 38011000-38013000	11	15	3 488	3 594
38021000	Activated carbon	2 434 681	10 140 705	3 921 995	16 814 174
38029020	Activated clays or activated earths	14 672 075	51 441 710	3 564 869	12 761 523
38029090	Activated carbon,animal black, including spent animal black, o.t activated bauxite, activated clays or activated earths	1 474 380	4 362 820	178 619	722 412
38030000	Tall oil, whether or not refined.	553	670	4 698	4 848
38040090	Resid lyes from the manufact of wood pulp,Oth than concentrate sulphite lye&Calc lignin sulphonat binder	-	11 075	-	22 149
38051000	Gum, wood or sulphate turpentine oils	1 178 760	5 016 700	5 026 415	21 912 043
38059000	Terpenic oil;produce treatment coniferous wood, crude dipentene, sulphite turpentine&oth crude para-cymene,nec head 3805	2 420	157 288	5 231	662 912
38061000	Rosin & resin acids	6 930 331	23 101 758	6 928 926	23 808 175
38063090	Ester gums other than in blocks	-	14 200	-	23 246
38069090	Rosin spirit and rosin oils, n.e.c. HS 3806.10.00-3806.90.10, rum gums other than in blokcks	12 703	12 703	38 903	38 903

Tabel 3 : Ekspor Indonesia menurut Komoditi ( Kode HS 8 digit )

April 2019

Kode H S	Uraian golongan barang	Berat bersih (Kg)		Nilai F.O.B. ( U S \$ )	
		Bulan ini	Kumulatif	Bulan ini	Kumulatif
(1)	(2)	(3)	(4)	(5)	(6)
38070000	Wood of (tar; tar oils; creosote; naphtha); vegetable; brewers'(pitch) & similar preparations based on rosin, resin acid	-	7 566	-	12 843
38085290	DDT, in packing w<=300 g, o.t wood preservatives, being preparations oth than surface coatings, cont insecticid/fungicid	27 815	130 152	34 206	167 090
38085910	Insecticides	103 732	379 722	69 061	295 562
38085921	Fungicides, in aerosol containers	11	149 271	141	434 464
38085929	Fungicides, other than in aerosol containers	-	204	-	172
38085931	Herbicides, in aerosol containers	-	450	-	300
38085939	Herbicides,other than in aerosol containers	-	79	-	199
38085950	Herbicides, Plantgrowth regulators	-	16 985	-	9 220
38085960	Herbicides, Disinfectants	96 933	334 317	169 100	591 553
38086110	Goods specified in Subhead Note 2 to this Chap,Mosquito repellent coils,in packings of a net weight content <= 300 g	205	69 869	240	64 267
38086120	Goods specified in Subhead Note 2 to this Chap,Mosquito repellent mats, in packings of a net weight content <= 300 g	12 949	47 868	288 661	1 035 736
38086130	Goods specified in Subhead Note 2 to this Chap,In aerosol cans, in packings of a net weight content <= 300 g	3 600	26 798	9 345	98 662
38086190	Good specifd in Subhead Note 2 to this Chapt,in packing of a net weight <= 300 g, n.e.c. HS 3808.61.10 - 3808.61.50	14 246	86 886	279 887	928 854
38086220	Mosquito repellent coils, in packings of a net weight content exceeding 300 g but not exceeding 7.5 kg	2 035	306 997	2 973	324 078
38086240	Aerosol cans, in packings of a net weight content exceeding 300 g but not exceeding 7.5 kg	91 495	286 325	213 929	746 963
38086250	Liquid form, in packings of a net weight content exceeding 300 g but not exceeding 7.5 kg	1 353	46 117	112 630	475 639
38086290	Good specifd in Subhead Note 2 this Chapt,packings of a net weight content >300g but<=7.5kg,Oththan HS38086210-38086250	43 531	233 922	398 038	2 248 781
38086990	Moulding into mosquito coils other than powder, in packings of a net weight content > 7.5 kg	126 484	284 933	787 056	1 717 418
38089120	Insecticides; other than containing goods specified in Subhead Notes 1 & 2; powder for moulding into mosquito coil	259 801	696 027	530 028	1 557 678
38089130	Insecticides; other than containing goods specified in Subheading Notes 1 & 2 to this Chapter; In aerosol containers	8 563	49 759	8 205	189 471
38089140	Insecticides; other than containing goods specified in Subheading Notes 1 & 2 to this Chapter; Mosquito repellent coils	1 456 345	6 601 218	1 729 528	7 935 482
38089150	Insecticides; other than containing goods specified in Subheading Notes 1 & 2 to this Chapter; Mosquito repellent mats	6 070	28 992	112 598	369 327
38089190	Insecticides; other than containing goods specified in Subheading Notes 1 & 2 to this Chapter; n.e.c. HS 380891.10-50	1 196 047	5 121 689	9 634 648	36 952 936
38089219	Fungicides; oth than contain goods spec in Subhead Note 1 to this Chapter;In aerosol contain; with Validamycin > 3 %	-	477 774	-	3 500 130
38089290	Fungicides; oth than contain goods spec in Subhead Note 1 to this Chapter; n.e.c. HS 3808.92.11-3808.92.19	102 871	397 312	1 435 524	5 252 285
38089319	Herbicides; oth than containing goods specified in Subheading Notes 1&2 to this Chapter; oth than In aerosol containers	293 154	1 608 033	3 056 729	19 379 564
38089330	Herbicides; oth than containing goods specified in Subheading Notes 1&2 to this Chapter; Plant-growth regulators	7 836	22 102	105 419	154 117
38089490	Disinfectants; other than contain mix of coal tar acid&alkalis, other than in aerosol containers	-	1 085	-	1 336
38089910	Wood preservatives, containing insecticides or fungicides	660	12 540	325	112 204
38089990	Rodenticide & oth similar prod; o.t contain good, n.e.c. HS 3808.52.10-3808.99.10	389 171	1 647 857	1 032 354	4 391 628
38099110	Base of amylaceous substances, of kind used in the textile or like industries, softening agents	161 748	718 845	164 737	806 227
38099190	Base of amylaceous substances, of kind used in the textile or like industries, other than softening agents	968 434	4 261 476	1 280 342	6 390 925

Tabel 3 : Ekspor Indonesia menurut Komoditi ( Kode HS 8 digit )

April 2019

Kode H S	Uraian golongan barang	Berat bersih (Kg)		Nilai F.O.B. ( U S \$ )	
		Bulan ini	Kumulatif	Bulan ini	Kumulatif
(1)	(2)	(3)	(4)	(5)	(6)
38099200	Base of amylaceous substances, of kind used in the paper or like industries, other than softening agents	1 161 050	3 980 703	1 031 311	3 328 171
38099300	Finishing agent&dye carrier; to accelerate dyeing/fixing dye-stuff, oth prod&preparation, used in leather/like industry	46 359	160 356	71 171	255 402
38109000	Fluxes&oth auxiliary preparation; for soldering, brazing/welding, or prep use as cores/coat for welding electrodes/rods	70 105	290 442	98 451	436 006
38111900	Anti-knock preparations; other than those based on lead compounds	128 652	401 480	304 209	941 779
38112110	Lubricating oil additives; containing petroleum oils or oils obtained from bituminous minerals, put up for retail sale	6 666	6 666	63 154	63 154
38112190	Lubricating oil additives; containing petroleum oils or oils obtained from bituminous minerals, not for retail sale	33 557	42 422	147 530	177 419
38112900	Lubricating oil additives; not containing petroleum oils or oils obtained from bituminous minerals	-	97 358	-	329 778
38119010	Oxidation and gum inhibitors, viscosity improvers, anti-corrosive preparation, rust preventatives or corrosion inhibitor	49 989	122 374	41 909	227 924
38119090	Oxidation&gum inhibitor, viscosity improver, anti-corrosive prep, oth prep additive mineral oil/liquid, nec in head 3811	9 696	60 512	55 897	279 548
38121000	Rubber accelerators; prepared	33 803	125 805	29 553	407 280
38122000	Plasticisers, compound; for rubber or plastics	66	26 556	4 532	43 399
38123100	Anti-oxidise prepar&oth compound stabiliser;for rubber/plastic, mix of oligomer of 2,2,4-trimethyl-1,2-dihydroquinoline	20 001	120 001	7 905	121 345
38123900	Anti-oxidising preparations and other compound stabilisers; for rubber or plastics, other than 3812.31.00	474 005	1 784 539	2 039 789	9 048 625
38130000	Fire-extinguishers; preparations and charges and charged fire-extinguishing grenades	-	18	-	531
38140000	Organic composite solvents & thinners, not elsewhere specified or included, prepared paint or varnish removers.	70 183	292 804	187 122	741 113
38151100	Catalyst,support;reaction initiator/accelerator&catalytic prep,with nickel/nickel compound as the active substance	70 300	246 140	155 172	449 132
38151200	Catalyst,support;reaction initiator/accelerator&catalytic prep,with precious metal or compounds as the active substance	7 920	25 104	2 272 210	4 882 165
38151900	The supported catalysts, other than HS 3815.11.00 - 3815.12.00	72 253	173 129	21 401	308 365
38159000	Reaction initiators, reaction accelerators and catalytic preparations, unsupported, n.e.c. or included	116 624	872 502	298 339	2 556 832
38160010	Refractory cements, other than products of heading no. 3801	59 371	214 741	92 856	359 147
38160090	Mortars, concretes & similar compositions, other than products of heading 38.01.	21 150	330 244	2 262	77 346
38170000	Mixed alkylbenzenes & mixed alkyl-naphthalenes, other than those of heading 27.07 or 29.02.	901 390	4 879 920	995 075	5 295 981
38180000	Chemical elementsDopedFor use in electronics, inDiscsForm, wafer/similarForm, chemicalCompoundDopedFor use in electronic	11 080	49 532	2 738 503	11 977 464
38190000	Hydraulic brake fluid&oth prep liquid hydraulic transmission nor contain<=70% weight petrol oil/obtain bitumin mineral	35 154	136 390	50 767	182 451
38200000	Anti-freezing preparations & prepared de-icing fluids.	166 574	729 916	249 154	1 077 267
38210010	Prepared culture media for the development of microorganisms	-	6	-	590
38210090	Prepared culture media for the development of plant, human or animal cells	12 149	12 149	30 555	30 555
38220010	Plates, sheets, film, foil & strip of plastics impregnated or coated with diagnostic reagents or laboratory	81	166	12 497	14 797
38220020	Paperboard, cellulose wadding & web of cellulose fibres impregnated or coated with diagnostic reagents or laboratory	-	265	-	2 978
38220030	Sterilisation indicator strips & tapes	-	14	-	10 796
38220090	Diagnostic/laboratory reagents on a backing prepared diagnostic/laboratory reagents, n.e.c. HS 3822.00.10 - 3822.00.30	11 562	32 762	41 483	96 307
38231100	Industrial monocarboxylic fatty acids, acid oils from refining: stearic acid	62 989 012	202 158 393	42 888 703	134 208 131

Tabel 3 : Ekspor Indonesia menurut Komoditi ( Kode HS 8 digit )

April 2019

Kode H S	Uraian golongan barang	Berat bersih (Kg)		Nilai F.O.B. ( U S \$ )	
		Bulan ini	Kumulatif	Bulan ini	Kumulatif
(1)	(2)	(3)	(4)	(5)	(6)
38231200	Industrial monocarboxylic fatty acids, acid oils from refining: oleic acid	8 134 686	27 375 797	5 958 648	20 027 888
38231300	Industrial monocarboxylic fatty acids, acid oils from refining: Tall oil fatty acids	-	7 620	-	15 627
38231910	Industrial monocarboxylic fatty acids: acid oils from refining	34 164 626	85 394 765	18 476 929	50 671 787
38231920	Industrial monocarboxylic fatty acids: palm fatty acid distillate	126 047 064	695 296 173	60 527 427	318 148 324
38231930	Industrial monocarboxylic fatty acids: palm kernel fatty acid distillate	6 989 813	24 338 615	3 747 390	13 554 443
38231990	Industrial monocarboxylic fatty acids, acid oils from refining, other than HS 3823.11.00 - 3823.19.30	64 153 347	229 941 988	45 149 061	164 536 249
38237010	Industrial fatty alcohols, in the form of wax	880 584	1 956 556	1 043 643	2 315 679
38237090	Industrial fatty alcohols other than in the form of wax	74 782 145	166 238 670	83 624 501	193 588 848
38241000	Prepared binders for foundry moulds or cores	197 112	786 367	172 336	630 050
38244000	Prepared additives for cements, mortars or concretes	990 504	4 500 755	651 661	2 876 359
38245000	Non-refractory mortars & concretes	125 399	535 957	66 950	284 445
38246000	Sorbitol other than that of subheading 2905.44	3 386 265	12 871 500	1 848 289	7 082 332
38247190	Mix halogenated drvt;CFCs whtr/not HCFs,PFCS,HFCs;trnsformer&ircuit breaker oils>=70% petroleum/oils bituminous mineral	-	8 324	-	26 855
38247900	Mixtures containing halogenated derivatives of methane, ethane or propane; n.e.c. HS 3824.71 - 3824.78	1	1	33	33
38248200	Goods specified in Subheading Note 3 to this Chapter, containing PCBs, PCTs or polybrominated biphenyls (PBBs)	598	598	209 784	209 872
38249100	Mixtures & preparations consisting mainly of methyl methyl methylphosphonate & bis methylphosphonate	-	1 882	-	10 618
38249910	Ink removers, stencil correctors, other correcting fluids & correction tapes(o.t head 96.12), packings for retail sale	3 182	12 347	65 697	320 403
38249930	Copying pastes with a basis of gelatin, whether presented in bulk/ ready for use (i.e: on a paper or textile backing)	1 280	9 808	2 596	22 037
38249940	Chemical products & preparations of the chemical or allied industries; composite inorganic solvents	92 216	409 440	333 107	1 246 301
38249950	Chemical products & preparations of the chemical or allied industries; acetone oil	12 200	68 425	13 644	77 917
38249960	Chemical products & preparations of the chemical or allied industries; chemical preparations contain monosodium glutamate	254 960	1 122 969	476 798	1 990 621
38249970	Chemical product&prep of the chemical/allied industries; other chemical prep, of used in the manufacture of foodstuff	604 790	2 050 764	1 505 073	5 257 263
38249991	Chemical products & preparations of chemical/allied industries; naphthenic acids,their water insoluble salts&their esters	14 790 210	54 538 164	11 047 300	43 141 126
38249999	Prepared binders for foundry moulds/cores;chemical product&prep of chemical/allied industry;o.t HS 3824.10.00-3824.99.91	1 960 516	5 251 644	849 357	2 992 699
38253010	Clinical waste: syringes, needles, cannulae & the like	-	20	-	2
38256900	Residual products ; other wastes from chemical or allied industries; other than mainly containing organic constituents	11 158 394	17 152 629	119 404	125 398
38259000	Residual products of the chemical/allied industries, not elsewhere specified/included; n.e.c. HS 3825.10.00 - 3825.69.00	-	100	-	1 200
38260021	Biodiesel, not containing petroleum oil; Palm Methyl Ester, with ester alkyl content >=96.5 % but < 98 %	21 031 764	42 415 622	12 693 156	26 013 252
38260022	Biodiesel, not containing petroleum oil; Palm Methyl Ester with ester alkyl content > 98 %	135 641 396	270 718 549	81 652 719	164 702 808
38260090	Biodiesel & mixtures thereof, containing <70 % by weight of petroleum oils or oils obtained from bituminous minerals.	1 775 300	23 594 295	653 392	12 729 605
39011012	Ethylene polymers,polyethylene w/ specific gravity of < 0.94,in liquid/paste form,Linear LowDensity Polyethylene (LLDPE)	702 000	2 185 500	510 900	1 598 185
39011019	Ethylene polymers,polyethylene w/ specific gravity of<0.94,in liquid/paste form,oth Linear Low-Density Polyethylene	317 200	941 106	655 799	1 960 731
39011092	Ethylene polymers,polyethylene w/ specific gravity of<0.94,oth in liquid/paste form,Linear Low-Density Polyethylene	1 284 750	12 391 024	1 371 743	12 205 660

Tabel 3 : Ekspor Indonesia menurut Komoditi ( Kode HS 8 digit )

April 2019

Kode H S	Uraian golongan barang	Berat bersih (Kg)		Nilai F.O.B. ( U S \$ )	
		Bulan ini	Kumulatif	Bulan ini	Kumulatif
(1)	(2)	(3)	(4)	(5)	(6)
39011099	Ethylene polymers,polyethylene w/ specific gravity of<0.94,oth in liquid/paste form,oth Linear Low-Density Polyethylene	513 000	2 255 410	423 114	1 710 203
39012000	Ethylene polymers; in primary forms, polyethylene having a specific gravity of 0.94 or more	4 839 146	20 546 868	5 026 319	21 079 768
39013000	Ethylene polymers; in primary forms, Ethylene-vinyl acetate copolymers	112 781	433 240	203 843	611 894
39014000	Ethylene polymers; in primary forms, Ethylene-alpha-olefin copolymers, having a specific gravity of less than 0.94	10 080 360	28 693 080	6 658 508	19 238 697
39019040	Ethylene polymers; in primary forms, other than 3901.10 - 3901.40, in dispersion	27 000	27 000	21 600	21 600
39019090	Ethylene polymers; in primary forms, other than 3901.10 - 3901.40, other than in dispersion	4 814 101	14 533 510	3 204 826	9 419 064
39021040	Propylene, other olefin polymers,polypropylene in primary forms,in granules, pellets, beads, flakes, chips&similar forms	1 094 725	2 904 789	1 429 548	4 417 567
39021090	Propylene, other olefin polymers, polypropylene in primary forms, other than HS 3902.10.30 - 3902.10.40	1 939 893	7 200 714	1 409 754	5 166 453
39022000	Propylene, other olefin polymers, Polyisobutylene, in primary forms	390	490	1 457	1 835
39023030	Propylene, other olefin polymers, Propylene copolymers, in the form of liquids or pastes	180	210	796	826
39023090	Propylene, other olefin polymers, Propylene copolymers, other than in the form of liquids or pastes	1 291 123	4 848 751	1 414 391	4 353 493
39029090	Propylene,oth olefin polymers,oth HS 3902.10-3902.30,oth chlorinated polypropylene suitable in printing ink formulation	48 680	152 513	117 552	255 738
39031110	Styrene polymers, expansible polystyrene, in primary forms, in the form of granules	15 158	31 503	25 737	54 997
39031190	Styrene polymers, expansible polystyrene, in primary forms, other than in the form of granules	1 094	5 117	2 320	13 441
39031910	Styrene polymers, other than expansible polystyrene, in primary forms, in dispersion	913 505	2 035 242	472 955	1 073 599
39031920	Styrene polymers, oth than expansible polystyrene,in primary forms,in granules,pellets,beads,flakes,chips&similar forms	60 450	69 871	25 311	44 087
39031990	Styrene polymers, other than expansible polystyrene, in primary forms, other than HS 3903.19.10 - 3903.19.20	545 788	3 370 545	507 238	3 415 107
39032090	Styrene polymers, styrene-acrylonitrile (SAN) copolymers, in primary forms, other than in aqueous& non-aqueous dispersion	-	12 732	-	37 937
39033040	Styrene polymers, acrylonitrile-butadiene-styrene (ABS) copolymers, in primary forms, in aqueous dispersion	82 800	82 800	117 658	117 658
39033060	Styrene polymers, acrylonitrile-butadiene-styrene (ABS) copolymers, in primary forms, in the form of granules	4 250	4 780	11 492	15 992
39033090	Styrene polymers,acrylonitrile-butadiene-styrene (ABS) copolymers, in primary forms,other than HS 3903.30.40-3903.30.60	1 843 529	6 403 199	1 232 492	3 523 710
39039030	Styrene polymers, in primary forms, other than HS 3903.11.10 - 3903.30.90, in dispersion	1 511 580	2 943 727	1 790 619	3 404 658
39039091	Styrene polymers,in primary forms,oth thn HS 3903.11.10-3903.30.90,Impact Polystyrene of notched izod impact 23°C<80 J/m	27 090	28 090	25 713	27 892
39039099	Styrene polymers,in primary forms,oth HS 3903.11.10-3903.30.90,impact Polystyrene of notched izod impact at 23°C>=80 J/m	2 206 900	6 291 448	2 460 328	7 278 460
39041010	Poly(vinyl chloride), not mixed with any other substances ,homopolymers, suspension type	14 170 440	53 313 420	11 509 066	44 064 839
39041092	Poly(vinyl chloride), not mixed with any other substances, oth thn homopolymers suspension type, in the form of powder	547 500	1 497 000	486 025	1 359 655
39041099	Poly(vinyl chloride),not mixed with any oth substances,oth homopolymers suspension type,oth in the granules/powder form	3 003 095	8 311 852	2 397 310	6 796 498
39042190	Non-plasticised poly(vinyl chloride), in primary forms, mixed with other substances,other in the form of granules/powder	-	20 575	-	6 584
39042220	Plasticised poly(vinyl chloride), in primary forms, mixed with other substances, in the form of granules	321 000	1 599 282	516 397	2 384 399

Tabel 3 : Ekspor Indonesia menurut Komoditi ( Kode HS 8 digit )

April 2019

Kode H S	Uraian golongan barang	Berat bersih (Kg)		Nilai F.O.B. ( U S \$ )	
		Bulan ini	Kumulatif	Bulan ini	Kumulatif
(1)	(2)	(3)	(4)	(5)	(6)
39042290	Plasticised poly(vinyl chloride),in primary forms,mixed w/ oth substances,oth in the form of dispersion/granules/powder	40 000	129 797	59 102	173 836
39043090	Vinyl chloride-vinyl acetate copolymers, in primary forms, other in the form of granules/powder	3 000	26 000	4 806	41 790
39044090	Vinyl chloride copolymers, in primary forms n.e.c. in heading no. 3904, other than in the form of granules/powder	2 000	2 000	8 182	8 182
39045050	Vinylidene chloride polymers,in primary forms, in the form of granules	19 175	19 175	121 243	121 243
39046190	Halogenated olefin polymers,fluoro-polymers,polytetrafluoroethylene,in primary forms,oth thn in form of granules/powder	1	10	332	404
39049090	Vinyl chloride, oth halogenated olefin polymers, n.e.c. in heading no.3904,oth thn in form of dispersion/granules/powder	134 600	463 305	118 893	304 107
39051200	Poly(vinyl acetate), in aqueous dispersion, in primary forms	466 680	1 488 615	637 431	1 961 206
39051910	Poly(vinyl acetate), other than in aqueous dispersion, in primary forms, in the form of liquids or pastes	6 320	14 340	9 047	19 787
39051990	Poly(vinyl acetate), other than in aqueous dispersion, in primary forms, other than in the form of liquids or pastes	16 000	128 022	29 395	245 568
39052100	Vinyl acetate copolymers, in aqueous dispersion, in primary forms	74 175	140 755	75 565	146 030
39053010	Poly(vinyl alcohol), whether or not containing unhydrolysed acetate groups , in dispersion	3 680	19 872	3 237	17 332
39053090	Poly(vinyl alcohol), whether or not containing unhydrolysed acetate groups, other than in dispersion	-	8 002	-	9 423
39059990	Vinyl (acetate/ester polymers/polymers),n.e.c. in HS 3905,in primary forms,oth copolymers,oth HS 3905.99.10-3905.99.20	-	58	-	7 725
39061010	Acrylic polymers, poly(methyl methacrylate), in primary forms, in dispersion	559 900	2 000 300	584 438	2 092 704
39061090	Acrylic polymers, poly(methyl methacrylate), in primary forms, other than in dispersion	262 350	999 976	371 147	1 462 714
39069020	Acrylic polymers, other than poly(methyl methacrylate), in primary forms, in dispersion	3 890 882	14 646 977	4 699 845	17 018 989
39069092	Acrylic polymers, other than poly(methyl methacrylate), in primary forms, sodium polyacrylate other than in dispersion	1 080 408	6 249 500	1 285 408	8 658 778
39069099	Acrylic polymers, oth thn poly(methyl methacrylate),in primary forms,oth thn sodium polyacrylate, oth thn in dispersion	1 153 047	4 670 819	1 791 214	7 662 696
39071000	Polyacetals, in primary forms	79 475	373 475	83 548	400 200
39072010	Polytetramethylene ether glycol, in primary forms	48 763	197 843	83 874	254 795
39072090	Other polyethers, in primary forms, other than polytetramethylene ether glycol	164 610	434 904	228 094	735 901
39073020	Epoxide resins, in primary forms, of a kind used for coating, in powder form	34 650	252 652	72 288	350 793
39073030	Epoxide resins, in primary forms, in the form of liquids or pastes	5 200	495 720	8 201	294 799
39073090	Epoxide resins, in primary forms, other than of a kind used for coating in powder form,other than in liquids/pastes form	119 015	570 779	325 990	1 526 291
39074000	Polycarbonates, in primary forms	314 550	722 571	372 159	954 604
39075010	Alkyd resins, in primary forms, in the form of liquids or pastes	1 112 730	3 435 036	1 396 036	4 462 531
39075090	Alkyd resins, in primary forms, other than in the form of liquids or pastes	367 279	1 457 947	567 813	2 095 872
39076100	Poly(ethylene terephthalate), in primary forms, having a viscosity of 78ml/g or higher	16 233 210	63 668 290	19 249 087	74 475 479
39076910	Poly(ethylene terephthalate), in primary forms, having a viscosity of less than 78ml/g, in the form granules	1 379 947	6 872 103	686 900	4 558 689
39076990	Poly(ethylene terephthalate), in primary forms, having a viscosity of less than 78ml/g, other than in the form granules	13 196 213	51 222 330	11 418 715	43 949 790
39077000	Poly(lactic acid), in primary forms	130	175	2 213	3 383
39079120	Polyesters, n.e.c. in heading no. 3907, unsaturated, in primary forms, granules & similar forms	102 500	102 500	101 666	101 666
39079130	Polyesters, n.e.c. in heading no. 3907, unsaturated, in primary forms, in the form of liquids or pastes	720 000	720 000	1 015 200	1 015 200

Tabel 3 : Ekspor Indonesia menurut Komoditi ( Kode HS 8 digit )

April 2019

Kode H S	Uraian golongan barang	Berat bersih (Kg)		Nilai F.O.B. ( U S \$ )	
		Bulan ini	Kumulatif	Bulan ini	Kumulatif
(1)	(2)	(3)	(4)	(5)	(6)
39079190	Polyesters,n.e.c. in HS 3907,unsaturated, in primary forms,oth granules&similar forms,oth in the form of liquids/pastes	433 122	830 778	630 362	1 241 784
39079940	Polyester, n.e.c. in heading no. 3907, saturated, in primary forms, of a kind used for coating, in powder form	16 255	77 372	53 219	277 186
39079990	Polyesters, n.e.c. in heading no.3907, saturated, in primary forms, other than of a kind used for coating in powder form	2 748 132	9 272 945	3 045 079	10 791 549
39081010	Polyamide-6, in primary forms	1 225 730	3 822 202	2 034 019	6 230 005
39081090	Polyamide-11, -12, -6,6, -6,9, -6,10 or -6,12, in primary forms	338 381	1 436 356	602 150	1 763 304
39089000	Polyamides, other than Polyamide-6, -11, -12, -6,6, -6,9, -6,10 or -6,12; in primary forms	209 761	446 791	231 040	414 011
39091010	Urea resins, thiourea resins, in primary forms, moulding compounds	26	16 536	25	51 098
39091090	Urea resins, thiourea resins, in primary forms, other than moulding compounds	1 085 006	3 556 373	742 928	2 484 433
39092010	Melamine resins, in primary forms, moulding compounds	65 810	211 513	108 232	391 404
39092090	Melamine resins, in primary forms, other than moulding compounds	66 800	535 042	88 228	783 593
39093100	Poly(methylene phenyl isocyanate) (crude MDI, polymeric MDI), in primary forms	140 300	656 310	298 624	1 645 072
39093999	Amino-resins, in primary forms, other than HS 3909.10.10-3909.39.91	4 781	13 731	7 450	19 987
39094010	Phenolic resins, in primary forms, moulding compounds other than phenol formaldehyde	-	5 629	-	20 767
39094090	Phenolic resins, in primary forms, other than moulding compounds other than phenol formaldehyde	620 258	2 177 600	1 284 853	4 539 119
39095000	Polyurethanes, in primary forms	245 744	870 808	619 617	2 339 478
39100020	Silicones, in primary forms, in dispersion & in solutions	63 073	246 208	112 728	426 170
39100090	Silicones, in primary forms, other than in dispersion & in solutions	571 810	1 865 841	881 799	2 940 715
39111000	Petroleum resins, coumarone, indene or coumarone-indene resins and polyterpenes, in primary forms	-	41 064	-	109 239
39119000	Polysulphides,polysulphones&oth products spec. in Note 3 this Chapter,not elsewhere specified/included,in primary forms	49 079	226 501	67 685	421 099
39122011	Cellulose nitrates (including collodions), in primary forms, non-plasticised, water-based semi-finished nitrocellulose	26	227	31	287
39122019	Cellulose nitrates (including collodions),in primary forms,non-plasticised,oth water-based semi-finished nitrocellulose	66 360	274 382	150 405	622 531
39123100	Cellulose ethers, carboxymethylcellulose and its salts, in primary forms	2 000	34 145	5 894	118 694
39123900	Cellulose ethers, in primary forms, other than carboxymethylcellulose and its salts	-	8 925	-	48 949
39129020	Cellulose and its chemical derivatives, in primary forms, in the form of granules, other than HS 3912.11-3912.39	-	16	-	32
39129090	Cellulose&its chemical derivatives, in primary forms, other than in the form of granules, other than HS 3912.11-3912.39	810	5 065	4 153	27 491
39139030	Starch-based polymers, in primary forms	-	19 609	-	51 728
39139090	Natural polymers & modified natural polymers, in primary forms, other than HS 3913.10.00-3913.90.30	27 000	102 767	427 383	1 192 218
39140000	Ion-exchangers based on polymers of heading no. 3901 to 3913, in primary forms	10	420	50	419
39151090	Waste, parings & scrap, of polymers of ethylene, of rigid cellular products	6 451 896	24 398 545	4 565 633	11 359 385
39153090	Waste, parings & scrap, of polymers of vinyl chloride, of rigid cellular products	4	4	351	351
39159000	Waste, parings & scrap, of other plastics, other than polymers of ethylene or styrene or vinyl chloride	3 028 065	12 080 865	2 541 458	9 613 277
39161010	Monofilament of which any cross-sectional dimension exceeds 1 mm, of polymers of ethylene	412	35 118	1 752	126 845
39161020	Rods, sticks & profile shapes, of polymers of ethylene	26 974	79 295	76 133	239 254
39162010	Monofilament of which any cross-sectional dimension exceeds 1 mm, of polymers of vinyl chloride	72 271	73 033	272 389	277 783
39162020	Rods, sticks & profile shapes, of polymers of vinyl chloride	3 295	6 843	18 516	40 345
39169041	Monofilament of which any cross-sectional dimension exceeds 1 mm, of hardened proteins	3 828	3 828	34 612	34 612

Tabel 3 : Ekspor Indonesia menurut Komoditi ( Kode HS 8 digit )

April 2019

Kode H S	Uraian golongan barang	Berat bersih (Kg)		Nilai F.O.B. ( U S \$ )	
		Bulan ini	Kumulatif	Bulan ini	Kumulatif
(1)	(2)	(3)	(4)	(5)	(6)
39169042	Rods, sticks & profile shapes, of hardened proteins	10	13 167	14	34 744
39169050	Monofilament of which any cross-sectional dimension exceeds 1 mm, rods, sticks & profile shapes, of vulcanised fibre	626	64 360	2 489	253 041
39169070	Monofilament, rods, sticks&profile shapes, of other add polymerisation products, of regenerated cellulose, plasticised	474 459	1 666 074	972 702	3 593 106
39169091	Monofilament of which any cross-sectional dimension >1mm, of plastics, other than HS 3916.10.10-3916.90.80	-	148	-	830
39169092	rods, sticks & profile shapes, of plastics, other than HS 3916.10.20-3916.90.80	6 935	16 701	49 038	130 707
39171090	Artificial guts (sausage casings) of cellulosic materials	752	22 968	7 346	141 436
39172100	Tubes, pipes and hoses, rigid, of polymers of ethylene	27 609	50 794	79 006	144 076
39172200	Tubes, pipes and hoses, rigid, of polymers of propylene	952 207	3 446 554	3 063 406	10 798 378
39172300	Tubes, pipes and hoses, rigid, of polymers of vinyl chloride	5 576	40 347	8 898	101 447
39172911	Tubes, pipes and hoses, rigid, further worked than merely surface worked, of other addition polymerisation products	380	60 956	2 042	107 328
39172912	Tube,pipe&hose,rigid,furth work,of aminoresin;cell nitrate/acetate,plastic;vulc fibre; hardprotein;chem deriv nat rubber	-	175	-	7 100
39172919	Tubes, pipes and hoses, rigid, further worked than merely surface worked, other than 3917.29.11-3917.29.12	138 201	392 113	520 011	1 203 191
39172929	Tubes,pipe&hoses,rigid,oth further worked thn merely surface worked,oth HS 3917.29.21-3917.29.25	5 811	111 176	60 610	333 254
39173111	Flexible tube,pipe&hose,min burst pressure 27.6Mpa,further worked thn merely surface worked,of add polymerisation prod.	2	70	28	954
39173119	Flexible tube,pipe&hose,min burst pressure 27.6Mpa,further worked thn merely surface worked,oth HS 3917.31.11-3917.31.12	64	1 832	72	5 900
39173129	Flexible tube,pipe&hose,min burst pressure 27.6Mpa,oth further worked thn merely surface worked,oth HS 3917.31.21-.25	885	1 211	885	2 165
39173210	Sausage or ham casings, not reinforced or otherwise combined with other materials, without fittings	-	6 462	-	23 925
39173220	Thermoplastic hoses for gas stove, not reinforced or otherwise combined with other materials, without fittings	-	15	-	25
39173291	Tube,pipe&hose,oth3917.31,not combine w/oth,w/o fitting,furth work of add polymer;phenolic/amino resin;deriv nat rubber	0	124	1	3 784
39173292	Tubes,pipe&hoses,oth no. 3917.31,not reinforced/combined w/ oth materials,w/o fittings,further worked ,o.t HS 3917.32.9	3 186	6 007	6 513	21 797
39173299	Tube,pipe&hose,oth3917.31,not reinforced/combined w/oth ,w/o fittings,oth further worked,o.t HS 3917.32.93-3917.32.95	25 791	118 381	118 259	683 052
39173310	Tubes,pipe&hoses,oth item no. 3917.31,not reinforced/combined w/ oth materials,w/ fittings,further worked	4 759	25 981	48 378	254 062
39173399	Tube,pipe&hose,oth3917.31,not reinforce/combine w/oth material,w/ fitting,oth further worked,o.t HS3917.33.91-3917.33.96	7 336	25 217	85 383	280 145
39173913	Tube,pipe&hose,nec in 3917.30,further worked,of cellulose nitrate/ acetates&oth chem deriv of cellulose, plasticised	-	446	-	624
39173919	Tubes,pipe&hoses thereof,n.e.c. in item no. 3917.30,further worked than merely surface worked,oth HS 3917.39.11-.13	3 675	11 969	93 305	304 670
39173999	Tubes,pipe&hoses thereof,n.e.c. in item no. 3917.30,oth further worked than merely surface worked,oth HS 3917.39.31-.94	5 517	80 659	10 220	497 424
39174000	Fittings (e.g. joints, elbows, flanges), of plastics	33 257	98 696	367 975	1 608 214
39181011	Floor coverings; of polymers of vinyl chloride, whether or not self-adhesive, in the form of tiles	131	963	124	501
39181019	Floor coverings; of polymers of vinyl chloride, whether or not self-adhesive, in rolls	-	3 078	-	11 970
39181090	Wall or ceiling coverings; of polymers of vinyl chloride, whether or not self-adhesive, in rolls or in the form of tiles	53 779	80 232	58 633	108 691



Tabel 3 : Ekspor Indonesia menurut Komoditi ( Kode HS 8 digit )

April 2019

Kode H S	Uraian golongan barang	Berat bersih (Kg)		Nilai F.O.B. ( U S \$ )	
		Bulan ini	Kumulatif	Bulan ini	Kumulatif
(1)	(2)	(3)	(4)	(5)	(6)
39189013	Floor coverings; of plastics (excluding polymers of vinyl chloride), whether/not self-adhesive,in rolls,of polyethylene	3 225	19 137	1 463	10 271
39189016	Floor coverings of plastics of vulcanised fibre,excl. polymers of vinylchloride,whether/not self-adhesive,in rolls/tiles	79	115	105	126
39189019	Floor coverings of plastic(excl. polymers vinylchloride),won self-adhesive,in rolls/tiles,o.t HS 39189011-39189016	8 344	16 064	49 534	94 373
39189099	Wall/ceiling cover of plastic(excl.vinyl chloride polymer),won self-adhesive,in roll/tile,o.t HS 3918.90.91-3918.90.94	251 286	850 598	721 949	2 459 149
39191010	Plastics;plate,sheet,film,foil,tape,strip,oth flat shape,in roll cellulose&its chemical derivative,in primary forms	1 897	4 007	7 969	16 478
39191020	Plastics;plate,sheet,film,foil,tape,strip,oth flat shape,in roll cellulose&its chemical derivative,of polyethylene	66 838	251 309	20 025	62 550
39191091	Plastics;plate,sheet,film,foil,tape,strip,oth flat shape,in roll, of hardened protein/chemical derivative natural rubber	-	709	-	16 118
39191099	Plastics;plates,sheets,film,foil,tape,strip,oth flat shape, self-adhesive, in rolls o.t HS 3919.10.10-3919.10.92	1 509 399	6 180 317	4 471 702	19 000 921
39199010	Plastics;plates,sheets,film,foil,tape,strip,oth flat shapes, elf-adhesive,o.t in rolls, of polymers of vinyl chloride	9 462	54 050	65 894	520 755
39199020	Plastics;plates,sheets,film,foil,tape,strip,oth flat shapes, elf-adhesive,o.t in rolls, of hardened proteins	-	2 151	-	14 451
39199091	Plastic;plate,sheet,film,foil,tape,strip,oth flat shapes,elf-adhesive,o.t in roll,of chemical derivatives natural rubber	139 037	388 487	235 272	671 541
39199092	Plastic;plate,sheet,film,foil,tape,strip,selfadhesiv,o.t roll?20cm,add polymer;rearrange;cellulose nitrat/acetat,plastic	-	3 648	-	18 113
39199099	Plastics;plate,sheet,film,foil,tape,strip,oth flat shapes, self-adhesive, o.t in rolls, o.t of HS 3919.10.10-3919.90.92	86 504	341 811	548 692	2 598 834
39201011	Plastics; plates&sheets,of polymer ethylene, noncellular&not reinforced,laminat,support/combine other materials;rigid	12 891	28 024	18 292	41 001
39201019	Plastics; plates&sheets,of polymer ethylene, noncellular&not reinforced,laminat,support/combine oth materials; not rigid	3 518 125	12 748 224	6 126 278	21 650 449
39201090	Plastics; film, foil &strip, of polymer ethylene, non-cellular&not reinforced,laminat,support/combined oth material	923 877	3 908 449	1 710 437	7 057 684
39202010	Plastics; biaxially oriented polypropylene film,of polymers propylene, non-cellular & not reinforced	3 851 368	13 716 767	9 901 301	35 654 093
39202091	Plastics; plate & sheet; o.t biaxially oriented polypropylene film,of polymers propylene, non-cellular & not reinforced	1 206 708	5 099 763	2 186 218	9 510 648
39202099	Plastics; film,foil&strip; o.t biaxially oriented polypropylene film,of polymer propylene, non-cellular & not reinforced	1 726 830	4 881 501	3 060 573	8 829 973
39203020	Plastics; of polymers of styrene, acrylonitrile butadiene styrene (ABS) sheets used in the manufacture of refrigerators	102 202	590 843	284 272	1 564 366
39203091	Plastics; plate&sheet of polymer styrene,acrylonitrile butadiene styrene sheet used manufacture of refrigerators,rigid	1 446	1 446	10 966	10 966
39203092	Plastics; plate&sheet of polymer styrene,acrylonitrile butadiene styrene sheet used manufacture of refrigerator,no rigid	185	936	366	2 646
39203099	Plastics; film,foil&strip of polymer styrene,acrylonitrile butadiene styrene sheet used manufactur refrigerator,no rigid	14 868	62 903	86 554	493 479
39204310	Plastics; plates & sheets; polymers of vinyl chloride, containing by weight not less than 6% of plasticisers	12 881	43 079	48 057	166 507
39204390	Plastics; film,foil & strip; polymers of vinyl chloride, containing by weight not less than 6% of plasticisers	51 644	137 371	111 636	279 004
39204900	Plastics; polymers of vinyl chloride, containing by weight more than 6% of plasticisers	44 962	60 674	94 518	160 892
39205111	Plastics; plates & sheets of acrylic polymers, polymethyl methacrylate, rigid	683 821	2 928 543	1 945 435	8 769 403
39205119	Plastics; plates & sheets of acrylic polymers, polymethyl methacrylate, no rigid	1 782 486	5 814 831	5 841 930	19 615 367
39205190	Plastics; film, foil and strip; of acrylic polymers, polymethyl methacrylate	26 500	132 664	17 420	95 666
39205911	Plastics; plates & sheets of acrylic polymers (excluding polymethyl methacrylate); rigid	35 434	135 316	129 858	446 823

Tabel 3 : Ekspor Indonesia menurut Komoditi ( Kode HS 8 digit )

April 2019

Kode H S	Uraian golongan barang	Berat bersih (Kg)		Nilai F.O.B. ( U S \$ )	
		Bulan ini	Kumulatif	Bulan ini	Kumulatif
(1)	(2)	(3)	(4)	(5)	(6)
39205990	Plastics; film, foil and strip of acrylic polymers (excluding polymethyl methacrylate)	22 708	24 446	81 172	94 464
39206110	Plastics; plates&sheets, of polycarbonates, non-cellular&not reinforced,laminate,support/combined with other materials	430 675	1 954 401	1 821 790	8 520 398
39206190	Plastics; film,foil and strip,of polycarbonates, non-cellular&not reinforced,laminate,support/combine with oth materials	-	175	-	4 884
39206210	Plastics;plate&sheet,of poly(ethylene terephthalate),non-cellular&not reinforce,laminate,support/combine oth material	778 251	3 537 839	1 622 031	7 088 203
39206290	Plastics;film,foil&strip,of poly(ethylene terephthalate),noncellular&not reinforce,laminate,support/combine oth material	606 535	2 617 487	2 047 938	8 582 205
39206910	Plastics;plates & sheets,of other polyesters,non-cellular & not reinforced,laminated,supported/combined oth material	47 935	138 138	107 801	293 186
39206990	Plastics; film,foil & strip,of other polyesters,non-cellular & not reinforced,laminated,supported/combined oth material	946 793	2 510 070	2 708 956	7 867 904
39207110	Plastics; plates, sheets, film, foil and strip (not self-adhesive), of regenerated cellulose; cellophane film	-	6 183	-	29 061
39207191	Plastics; printed sheets, of regenerated cellulose; other than cellophane film	-	358	-	5 309
39207199	Plastics; other than cellophane film & printed sheets, of regenerated cellulose	10	90	30	412
39207991	Plastics; plates&sheets o.t nitrocellulose(gun cotton) & vulcanised fibre,laminated,supported/combined oth material	-	0	-	250
39209110	Plastics; film of a kind used in safety glass,thickness >0.38mm but<= 0.76mm, & of a width<=2 m; of poly(vinyl butyral)	70	227	140	258
39209191	Plastics;plate&sheet,film unused in safety glass,thickness >0.38mm but<= 0.76mm, & width<=2 m; of poly(vinyl butyral)	-	3 809	-	2 103
39209199	Plastics;foil&strip,film unused in safety glass,thickness >0.38mm but<= 0.76mm, & width<=2 m; of poly(vinyl butyral)	7 905	31 187	1 987	9 733
39209210	Plastics;plates,sheets,film,foil&strip,of polyamide-6,non-cellular&not reinforce,laminate,support/combine oth materials	1 412 532	5 372 141	5 179 493	20 125 012
39209291	Plastics;plates&sheets, other than of polyamide-6,non-cellular & not reinforced, laminated,support/combine oth materials	-	116	-	11 186
39209299	Plastics; film,foil&strip,other than of polyamide-6,non-cellular&not reinforced, laminated,support/combine oth materials	82	4 221	2 683	2 774
39209491	Plastics; plates&sheets, other than phenol formaldehyde sheets,laminated,supported/combined with oth material	-	5	-	605
39209929	Plastics; film, foil & strip, of plastics nec in head 3920, of addition polymerisation products	-	330	-	13 885
39209939	Plastics; film, foil & strip, of plastics nec in head 3920, of condensation or rearrangement polymerisation products	-	1	-	1
39209990	Plastics; of plastics nec in head 3920, laminated, supported/combine oth material,o.t HS 3920.10.11-3920.99.39	942	2 778	13 466	48 153
39211191	Plastics; plates & sheets, of polymers of styrene, cellular, not rigid	3 218	9 698	23 662	70 985
39211199	Plastics; foil and strip, of polymers of styrene, cellular, not rigid	-	17 286	-	66 652
39211200	Plastics; plates, sheets, film, foil and strip, of polymers of vinyl chloride, cellular	18 162	155 614	70 632	478 441
39211310	Plastics; plates, sheets, film, foil and strip, of polyurethanes, cellular, rigid	21 290	87 976	205 779	828 253
39211399	Plastics; foil and strip, of polyurethanes, cellular, not rigid	3 705	20 492	206 457	736 241
39211920	Plastics; plates, sheets, film, foil and strip, of plastics n.e.c. in heading no. 3921, cellular, rigid	329	2 824	7 100	53 847
39211991	Plastics; plates & sheets, of plastics n.e.c. in heading no. 3921, cellular, not rigid	1 027	8 178	12 664	53 155
39211992	Plastics; film, of plastics n.e.c. in heading no. 3921, cellular, not rigid	-	39 117	-	141 847

Tabel 3 : Ekspor Indonesia menurut Komoditi ( Kode HS 8 digit )

April 2019

Kode H S	Uraian golongan barang	Berat bersih (Kg)		Nilai F.O.B. ( U S \$ )	
		Bulan ini	Kumulatif	Bulan ini	Kumulatif
(1)	(2)	(3)	(4)	(5)	(6)
39211999	Plastics; foil and strip, of plastics n.e.c. in heading no. 3921, cellular, not rigid	755 836	3 258 215	2 802 449	12 200 139
39219010	Plastics; plates, sheets, film, foil and strip, other than cellular, of vulcanised fibre	69	2 567	373	26 961
39219020	Plastics; plates, sheets, film, foil and strip, other than cellular, of hardened proteins	47 980	303 840	179 743	1 025 483
39219041	Plastics; plates & sheets, other than cellular, of condensation or rearrangement polymerisation products	7 459	50 543	37 211	163 566
39219049	Plastics; foil & strip, other than cellular, of condensation or rearrangement polymerisation products	-	556	-	4 750
39219060	Plastics; plates, sheets, film, foil and strip, other than cellular, of other cellulose or its chemical derivatives	-	14	-	18
39219090	Plastics; plates, sheets, film, foil and strip, other than cellular, of other than HS 3921.90.10-3921.90.60	1 971 909	8 324 653	5 846 446	24 375 933
39221011	Bathtubs having rectangular or oblong interior shape of plastics	-	339	-	168
39221019	Plastics; baths; other than bathtubs having rectangular or oblong interior shape	115	779	445	880
39221090	Baths, shower-baths, sinks & wash-basins, other than bathtubs having rectangular or oblong interior shape of plastics	7 191	26 879	48 584	168 181
39222000	Lavatory seats & covers	10 638	33 811	131 891	405 799
39229012	Lavatory pans, flushing cisterns & urinals ; flushing cisterns equipped with their mechanisms	1 202	5 704	618	7 184
39229019	Lavatory pans, flushing cisterns & urinals; other than parts & flushing cisterns equipped with their mechanisms	23 053	46 617	426	6 944
39229090	Plastics; bidets, lavatory pans, flushing cisterns and similar sanitary ware n.e.c. in heading no. 3922	3 951	27 415	5 341	23 702
39231010	Plastics; cases for film, tape & optical discs, for the conveyance or packing of goods	279 390	1 104 746	1 431 743	5 711 780
39231090	Plastics; boxes, crates and similar articles, for the conveyance or packing of goods	345 248	1 121 253	2 452 850	8 609 469
39232111	Ethylene polymer; aseptic bag reinforced with aluminium foil, width >315 mm & length >410mm, incorporating a sealed gland	365 291	1 466 380	474 083	2 022 524
39232119	Ethylene polymer; aseptic bag reinforced with aluminium foil, width <=315 mm & length <=410mm, incorporating a sealed gland	2 275 828	10 326 949	3 907 723	17 868 381
39232191	Ethylene polymer; aseptic bag not reinforced with aluminium foil, width >315 mm & length >410mm, incorporating a sealed gland	27 804	109 611	166 231	653 629
39232199	Ethylene polymer; aseptic bag not reinforced with aluminium foil, width <=315 mm & length <=410mm, incorporating sealed gland	4 759 609	21 572 883	6 513 543	30 474 301
39232910	Ethylene polymer; aseptic bags reinforced/not with aluminium foil, width >315 mm & length >410 mm, incorporating a sealed gland	27 828	150 806	35 757	165 069
39232990	Ethylene polymer; aseptic bags reinforced/not with aluminium foil, width <=315 mm & length <=410 mm, incorporat a sealed gland	1 116 802	5 029 816	2 647 178	11 987 340
39233090	Plastic; carboy, bottle, flask & sim. o.t multilayer fibreglass containers, for compress/liquefied gas; for conveyance/packing	285 887	928 617	1 420 573	3 723 487
39234010	Spools, cops, bobbins and similar supports, suitable for use with the machines of heading 84.44, 84.45 or 84.48	15 132	27 123	24 213	127 234
39234090	Spools, cops, bobbins and similar supports, not for use with the machines of heading 84.44, 84.45 or 84.48	40 990	176 078	124 482	834 665
39235000	Spools, cops, bobbins & similar supports; stoppers, lids, caps & other closures, for the conveyance or packing of goods	285 877	1 083 511	2 774 611	10 950 418
39239010	Spools, cops, bobbins & similar supports; toothpaste tubes	14 838	42 305	123 860	302 096
39239090	Spools, cops, bobbins & similar supports; other than toothpaste tubes	1 501 853	5 883 263	4 192 106	19 472 641
39241010	Plastics; tableware and kitchenware, of melamine	2 166	54 952	9 431	78 715
39241090	Plastics; tableware and kitchenware, other than of melamine	435 900	1 458 747	3 455 279	8 526 721
39249010	Plastics; Plastics; household articles and hygienic or toilet articles, bed pans, urinals (portable type) /chamber-potss	19	24	41	46

Tabel 3 : Ekspor Indonesia menurut Komoditi ( Kode HS 8 digit )

April 2019

Kode H S	Uraian golongan barang	Berat bersih (Kg)		Nilai F.O.B. ( U S \$ )	
		Bulan ini	Kumulatif	Bulan ini	Kumulatif
(1)	(2)	(3)	(4)	(5)	(6)
39249020	Plastics; household articles &hygienic/toilet articles nipple former, breastshells, nipple shields, h& expression funnel	-	72	-	1 999
39249030	Plastics; household articles and hygienic or toilet articles supplementary feeding system for babies	9 786	12 919	202 700	291 786
39249090	Plastics; household articles and hygienic or toilet articles n.e.c in heading no. 3924	385 742	1 844 814	1 139 309	5 445 924
39251000	Plastics; reservoirs, tanks, vats & similar containers, of a capacity exceeding 300 l	13 837	112 720	56 242	652 140
39252000	Plastics; doors, windows & their frames & thresholds for doors	13 586	51 561	12 320	40 098
39253000	Plastics; shutters, blinds (including Venetian blinds) & similar articles & parts thereof	40 078	188 741	408 374	1 917 428
39259000	Plastics; builders' ware, n.e.c. or included in heading no. 3925	178 462	587 440	446 615	2 322 777
39261000	Plastics; office or school supplies	463 906	1 819 156	1 567 298	6 483 940
39262060	Plastics; articles of apparel used for protection from chemical substances, radiation or fire	-	155	-	13 428
39262090	Plastics; articles of clothing accessories (including gloves, mittens & mitts)	91 153	457 039	1 459 685	6 819 309
39263000	Plastics; fittings for furniture, coachwork or the like	23 042	80 715	222 160	922 980
39264000	Plastics; statuettes and other ornamental articles	125 348	362 601	467 899	1 845 777
39269010	Plastics; floats for fishing nets	32	269	30	4 208
39269020	Plastics; fans and handscreens, frames and handles therefor, and parts thereof	8 302	62 947	60 866	306 523
39269032	Plastics; hygienic, medical and surgical articles, plastic moulds with denture imprints	-	201	-	1 837
39269039	Plastics; hygienic, medical and surgical articles, other than plastic moulds with denture imprints	29 205	148 818	366 628	1 412 570
39269042	Plastics; safety and protective devices, protective masks for use in welding and similar work	6	19	83	10 437
39269044	Plastics; safety and protective devices, life saving cushions for the protection of persons falling from heights	3	37	50	262
39269049	Plastics; safety and protective devices, other than HS 3926.90.41 - 3926.90.44	9 419	22 129	75 332	146 800
39269053	Plastics; articles for industrial uses, transmission or conveyor belts or belting	2 065	10 636	76 458	348 889
39269055	Plastics; articles for industrial uses, plastic J-hooks or bunch blocks for detonators	8	173	259	1 300
39269059	Plastics; articles for industrial uses, other than HS 3926.90.53 - 3926.90.55	158 812	662 582	1 041 785	4 549 688
39269060	Plastics; poultry feeders	47 741	239 343	163 816	547 213
39269070	Plastics; padding for articles of apparel or clothing accessories	5 857	5 917	22 529	23 205
39269081	Plastics; shoe lasts	31 560	109 227	239 455	888 238
39269082	Plastics; prayer beads	54	1 199	1 287	3 626
39269089	Plastics; cards for jewellery or small objects of personal adornment	18 723	50 473	156 550	375 548
39269091	Plastics; of a kind used for grain storage	41	247	9 596	37 305
39269092	Plastics; empty capsules of a kind suitable for pharmaceutical use	765	155 349	501	10 605
39269099	Plastics; n.e.c. in heading no. 3923	827 238	3 216 009	6 243 600	20 383 066
40011011	Centrifuged concentrate natural rubber latex, exceeding 0.5 % by volume of ammonia content	365 500	1 443 522	482 980	1 821 348
40011019	Non-centrifuged concentrate natural rubber latex, exceeding 0.5 % by volume of ammonia content	19	95	26	382
40011021	Centrifuged concentrate natural rubber latex, not exceeding 0.5 % by volume of ammonia content	-	56	-	90
40012110	Natural rubber in smoked sheets, RSS Grade 1	4 168 346	15 402 976	6 933 691	24 108 298
40012190	Smoked sheets, other than RSS Grade 1 to 5	176	10 416	808	17 397
40012210	Technically specified natural rubber (TSNR) 10	11 067 840	43 257 060	16 169 910	59 329 631
40012220	Technically specified natural rubber (TSNR) 20	221 088 700	752 657 620	316 225 095	1 027 193 473
40012230	Technically specified natural rubber (TSNR) L	110 880	383 040	191 750	620 273
40012240	Technically specified natural rubber (TSNR) CV	907 200	5 725 440	1 436 485	8 240 152
40012290	Technically specified natural rubber (TSNR) other than TSNR 10, 20, L,CV, and GP	94 500	574 560	133 718	766 709
40013020	Jelutong in primary forms	-	36 000	-	313 200

Tabel 3 : Ekspor Indonesia menurut Komoditi ( Kode HS 8 digit )

April 2019

Kode H S	Uraian golongan barang	Berat bersih (Kg)		Nilai F.O.B. ( U S \$ )	
		Bulan ini	Kumulatif	Bulan ini	Kumulatif
(1)	(2)	(3)	(4)	(5)	(6)
40013090	Balata, guttapercha, guayule, chicle & similar natural gums not in primary forms	22 011	139 928	47 538	346 299
40021100	Styrene-butadiene rubber (SBR), carboxilated styrene-butadiene rubber (XSBR), in latex form	3 552 146	10 548 586	3 149 311	9 846 866
40021910	SBR, XSBR other than latex, in primary forms or in vulcanised, uncompound plates, sheets, or strips	4 584	32 498	35 322	342 962
40021990	SBR, XSBR, other than latex, other than in primary forms or in vulcanised, uncompound plates, sheets, or strips	7 253 199	14 518 598	14 932 848	30 602 358
40022010	Synthetic rubber, Butadiene rubber (BR) in primary forms	47	88 895	3 180	143 558
40022090	Synthetic rubber, Butadiene rubber (BR) other than in primary forms	0	70 674	3	122 838
40023990	Halo-isobutane-isoprene rubber (CIIR or BIIR) other than unvulcanised, uncompound plate, sheets or strip	-	2	-	10
40024990	Chloroprene (chlorobutadiene) rubber(CR) other than latex, other than in primary forms	-	4 009	-	19 783
40025100	Acrylonitrile-butadiene rubber (NBR), in latex form	-	1	-	69
40025990	Acrylonitrile-butadiene rubber (NBR) other than latex, other than in primary forms	-	26 705	-	41 660
40026010	Isoprene rubber (IR) in primary forms	0	0	24	24
40027010	Ethylene-propylene-non-conjugated diene rubber (EPDM), in primary forms	-	4 000	-	2 840
40027090	Ethylene-propylene-non-conjugated diene rubber (EPDM), other than in primary forms	2 465	2 860	12 274	13 615
40028010	Mixture of natural rubber latex with syntetic rubber latex	2 561 580	6 109 740	3 435 999	8 285 162
40028090	Mixtures of product of 40.01 with product of 40.02 other than mixture of natural rubber latex with syntetic rubber latex	5 342 400	26 510 700	7 425 987	35 173 548
40029990	Synthetic rubber, oth than latex, n.e.c in 40.02, oth than primary forms/unvulcanised/uncompounded plates, sheets/strip	38	3 145	1 002	12 504
40030000	Reclaimed rubber in primary forms or in plates, sheets or strip.	760 842	2 823 488	601 241	2 230 257
40040000	Waste, parings & scrap of rubber (other than hard rubber) & powders & granules obtained therefo	455 000	1 575 450	109 760	369 335
40051010	Compounded of natural gums with carbon black or silica, unvulcanised, in primary forms or in plates, sheets or strip	1 136 052	3 924 311	3 663 548	11 798 034
40051090	Compounded rubber, oth than natural gums with carbon black/silica, unvulcanised, in primary forms/in plates,sheets/strip	310 650	550 766	580 119	1 120 592
40052000	Compounded rubber, unvulcanised, solutions, dispersions other than those of subheading 4005.10	14 000	28 000	43 700	87 400
40059190	Compounded rubber other than of natural gums, other than 4005.10 and 4005.20, unvulcanised, in plates, sheets amd strip	18 930	58 689	35 655	100 401
40059910	Compounded rubber, latex, other than 4005.10 and 4005.20, unvulcanised, other than in primary forms	2 236	4 341	2 031	3 795
40059990	Compounded rubber,nec in sub heading 4005.10 & nec in sub heading 4005.20, in primary forms, nec in sub heading 4005.99	451	1 603	4 290	7 894
40061000	Unvulcanized rubber, ôCamel-backö strips for retreading rubber tyres	5	5	24	24
40069090	Form and article of unvulcanised rubber, other than natural gums or ôCamel-backö strips for retreading rubber tyres	415	1 611	1 974	7 840
40070000	Vulcanised rubber thread and cord.	125 670	630 913	445 477	2 143 809
40081110	Plates, sheets & strip of vulcanised cellular rubber, exceeding 5 mm in thickness, lined with textile fabric on one side	-	1	-	63
40081120	Plates, sheets and strip of vulcanised cellular rubber, not exceeding 5 mm in thickness, floor tiles and wall tiles	480	480	800	800
40081190	Plates, sheets and strip of vulcanised cellular rubber, other than 4008.11.10 and 4008.11.20	37 200	242 352	65 787	413 755
40081900	Vulcanised celullar rubber (other than hard rubber), other than plates, sheets and strip	36 186	93 254	111 540	324 017
40082110	Plates, sheets and strip of vulcanised non-celullar rubber, > 5 mm in thickness, lined with textile fabric on one side	50 510	305 447	100 817	622 204
40082140	Plates, sheets and strip of vulcanised non-cellular rubber, rubber soling sheet	11 660	13 795	5 060	12 908

Tabel 3 : Ekspor Indonesia menurut Komoditi ( Kode HS 8 digit )

April 2019

Kode H S	Uraian golongan barang	Berat bersih (Kg)		Nilai F.O.B. ( U S \$ )	
		Bulan ini	Kumulatif	Bulan ini	Kumulatif
(1)	(2)	(3)	(4)	(5)	(6)
40082190	Plates, sheets and strip of vulcanised non-cellular rubber, other than 4008.21.10 - 4008.21.90	243 614	800 678	428 571	1 354 509
40082900	Vulcanised non-cellular rubber (other than hard rubber), other than plates, sheets and strip	1 206	4 040	29 131	47 838
40091100	Tubes, pipes & hoses, vulcanised rubber o.t hard rubber, not reinforced/otherwise combined with oth materials without fittings	20 521	103 022	192 226	1 038 722
40091210	Mining slurry suction & discharge hoses, vulcanised rubber o.t hard rubber, not reinforced/combined materials, with fittings	-	35 867	-	20 074
40091290	Tubes, pipes & hoses, vulcanised rubber o.t hard rubber, not reinforced/combined w/ oth material with fittings, o.t 4009.12.10	3 288	35 286	11 257	34 936
40092190	Tubes, pipes & hoses of vulcanised rubber o.t hard rubber, reinforced/combined with metal, without fittings, o.t 4009.21.10	82 034	366 848	206 566	862 930
40092210	Mining slurry suction & discharge hoses of vulcanised rubber, reinforced or combined only with metal, with fittings	-	58	-	562
40092290	Tubes, pipes & hoses of vulcanised rubber o.t hard rubber, reinforced or combined with metal, with fittings, o.t 4009.22.10	11 271	47 367	72 980	348 898
40093110	Mining slurry suction & discharge hoses, vulcanised rubber o.t hard rubber, reinforced/combined w/textile, without fittings	138	178	2	737
40093191	Fuel/heater/water hoses, reinforces/combined w/textile, used on motor vehicles of 87.02, 87.03, 87.04/87.11, without fittings	21 789	98 201	248 103	1 026 998
40093199	Tubes, pipes & hoses of vulcanised rubber o.t hard rubber, reinforced/combined w/textile, without fittings, n.e.c in 4009.31	7 384	20 853	25 385	87 707
40093220	Rubber hose of a kind used for gas stove, vulcanised rubber o.t hard rubber, reinforced/combined w/textile, with fittings	0	790	2	4 356
40093290	Tubes, pipes & hoses of vulcanised rubber o.t hard rubber, reinforced/combined with textile, with fittings, n.e.c in 4009.32	207	1 168	3 963	24 392
40094110	Rubber hose used for gas stove, vulcanised rubber o.t hard rubber, reinforced/combined with oth materials, without fittings	639	1 777	12 464	56 001
40094190	Tubes/pipes & hoses, vulcanised rubber o.t hard rubber, reinforced/combined w/oth materials, without fittings o.t 4009.41.10	21 890	78 959	238 802	1 219 103
40094220	Rubber hose used for gas stove, vulcanised rubber o.t hard rubber, reinforced/combined with other materials, with fittings	4	11 095	48	282 780
40094290	Tubes/pipes & hoses, vulcanised rubber o.t hard rubber, reinforced/combined with other materials, with fittings n.e.c 4009.42	82 204	318 775	455 186	1 411 814
40101100	Conveyor belts or belting, of vulcanised rubber, reinforced only with metal	-	53	-	397
40101200	Conveyor belts or belting, of vulcanised rubber, reinforced only with textile materials	-	16 930	-	78 456
40101900	Conveyor belts or belting, of vulcanised rubber, other than reinforced only with metal or textile material	152	2 035	1 390	88 436
40103100	Endless transmission belts trapezoidal cross-section (V-belts), V-ribbed, vulc rubber, outside circum > 60 cm but not < 180 cm	418 698	1 466 292	4 965 514	16 410 859
40103200	Endless transm belts trapezoidal cross-section (Vbelts), oth thn V-ribbed, outside circum excee 60 cm but not excee 180 cm	9 373	33 782	121 515	337 679
40103300	Endless transmission belts trapezoidal cross-section (Vbelts), V-ribbed, outside circum excee 180 cm but not excee 240 cm	4	4	172	172
40103400	Endless transm belts trapezoidal cross-section (Vbelts), oth thn Vribbed, outside circum excee 180 cm but not excee 240 cm	2 586	14 171	11 975	54 181
40103500	Endless synchronous belts, of an outside circumference exceeding 60 cm but not exceeding 150 cm, of vulcanised rubber	443	889	19 185	38 532

Tabel 3 : Ekspor Indonesia menurut Komoditi ( Kode HS 8 digit )

April 2019

Kode H S	Uraian golongan barang	Berat bersih (Kg)		Nilai F.O.B. ( U S \$ )	
		Bulan ini	Kumulatif	Bulan ini	Kumulatif
(1)	(2)	(3)	(4)	(5)	(6)
40103900	Transmission belts or belting, of vulcanised rubber, other than 4010.31.00-4010.36.00	149 122	726 233	1 409 000	5 923 201
40111000	New pneumatic tyres, of rubber, of a kind used on motor cars (including station wagons and racing cars)	35 709 924	150 673 661	111 912 061	463 497 684
40112010	New pneumatic tyres, of rubber, of a kind used on buses or lorries, of a width not exceeding 450 mm.	1 914 931	9 295 140	5 631 396	26 722 384
40112090	New pneumatic tyres, of rubber, of a kind used on buses or lorries, of a width not less than 450 mm.	322	84 320	182	233 629
40113000	New pneumatic tyres, of rubber, of a kind used on aircraft.	2 760	3 864	15 000	21 000
40114000	New pneumatic tyres, of rubber, of a kind used on motorcycles.	1 669 163	6 730 953	6 132 246	24 046 282
40115000	New pneumatic tyres, of rubber, of a kind used on bicycles.	1 050 657	4 323 718	6 715 524	28 917 759
40117000	New pneumatic tyres, of rubber, of a kind used on agricultural or forestry vehicles and machines.	403 302	1 757 855	1 224 537	5 273 011
40118011	New pneumatic tyres used on tractors machinery of head 8429-8430, forklifts, wheelbarrows/oth industrial vehicles&machines	1 096 020	4 690 057	3 198 545	13 237 619
40118021	New pneumatic tyres, of a kind use on tractor, machinery of head 8429-8430, forklift/oth industri vehicle&machine, rim >61cm	-	105	-	9 264
40118029	New pneumatic tyres, oth kind use on tractor, machinery of head 8429-8430, forklift/oth industri vehicle&machine, rim >61cm	18 610	77 167	40 636	348 917
40119010	New pneumatic tyres, of rubber, of a kind used on vehicles of Chapter 87.	-	14 040	-	48 262
40119020	New pneumatic tyres, of rubber, of a kind used onon machinery of heading 84.29 or 84.30.	37 880	235 185	119 187	716 473
40119090	New pneumatic tyres, of rubber, n.e.c. in heading 4011 of a width not exceeding 450 mm	143 846	537 697	405 979	1 479 416
40121100	Retreaded tyres of rubber, of a kind used on motor cars (including station wagons and racing cars)	433	2 156	4 088	6 054
40121290	Retreaded tyres of rubber, of a kind used on buses or lorries, of a width exceeding 450 mm	2 980	5 240	8 153	15 132
40121300	Retreaded tyres of rubber, of a kind used on aircraft	35 143	226 398	66 883	235 547
40121940	Retreaded tyres of rubber, of a kind used on vehicles of Chapter 87	-	32	-	134
40121990	Retreaded tyres of rubber, n.e.c. sub heading 4012.12-sub heading 4012.19	7 917	17 798	12 232	26 472
40122030	Used pneumatic tyres of rubber, of a kind used on aircraft	-	4 265	-	8 395
40122070	Used pneumatic tyres of rubber, of a kind used on other vehicles of Chapter 87	-	190	-	200
40122099	Used pneumatic tyres of rubber, n.e.c sub heading 4012.20	-	1 642	-	8 110
40129014	Solid tyres exceeding 250 mm in external diameter, of a width not exceeding 450 mm	-	10 795	-	20 331
40129015	Solid tyres exceeding 250 mm in external diameter, of a width exceeding 450 mm, for use on vehicles of heading 87.09	-	10	-	20
40129016	Rubber, tyres, other solid tyres exceeding 250 mm in external diameter, of a width exceeding 450 mm	134	135	380	381
40129019	Rubber, tyres, other solid tyres not exceeding 250 mm in external diameter, of a width not exceeding 450 mm	167 889	391 644	888 884	1 936 896
40129080	Tyre flaps of rubber	13 180	48 245	37 251	117 577
40129090	Retreaded/used pneumatic tyres of rubber, solid/cushion tyres, tyre treads & flaps, n.e.c in heading 4012	-	600	-	25 584
40131011	Inner tubes of rubber, of a kind used on motor cars, suitable for fitting to tyres of a width < 450 mm	24 361	94 539	95 153	288 593
40131019	Inner tubes of rubber, of a kind used on motor cars, suitable for fitting to tyres of a width > 450 mm	-	1 562	-	449
40131021	Inner tubes of rubber, of a kind used on buses or lorries, suitable for fitting to tyres of a width not exceeding 450 mm	18 086	26 633	56 530	79 844
40131029	Inner tubes of rubber, of a kind used on buses or lorries, suitable for fitting to tyres of a width exceeding 450 mm	-	124	-	424
40132000	Inner tubes of rubber, of a kind used on bicycles	65 933	352 232	368 422	1 968 623
40139011	Inner tubes of rubber, kind used on machinery of head 8429 or 8430, suitable for fitting to tyres of a width <=450 mm	-	1 505	-	4 526
40139020	Inner tubes of rubber, of a kind used on motorcycles	174 117	573 998	479 844	1 636 032

Tabel 3 : Ekspor Indonesia menurut Komoditi ( Kode HS 8 digit )

April 2019

Kode H S	Uraian golongan barang	Berat bersih (Kg)		Nilai F.O.B. ( U S \$ )	
		Bulan ini	Kumulatif	Bulan ini	Kumulatif
(1)	(2)	(3)	(4)	(5)	(6)
40139031	Inner tubes of rubber,of a kind used on oth vehicles of Chapter 87, suitable for fitting to tyres of a width < 450 mm	-	11 252	-	7 096
40139091	Inner tubes of rubber, suitable for fitting to tyres of a width not exceeding 450 mm, n.e.c sub heading 4013.90	21 484	108 066	84 123	411 670
40139099	Inner tubes of rubber, suitable for fitting to tyres of a width exceeding 450 mm, n.e.c sub heading 4013.90	-	34	-	29
40141000	Sheath contraceptives	115	13 639	8 399	214 461
40149010	Teats for feeding bottles and similar articles	6 343	93 355	100 520	1 564 687
40149040	Stoppers for pharmaceutical use	227	474	3 850	9 210
40149090	Hygienic/pharmaceutical articles of vulcanised exclude hard rubber,w/or wo/ fittings hard rubber, n.e.c in heading 4014	50	7 743	50	75 426
40151100	Gloves, mittens and mitts for surgical, of vulcanised rubber other than hard rubber	44 427	129 307	494 621	1 330 572
40151900	Gloves, mittens and mitts for not surgical, of vulcanised rubber other than hard rubber	4 650 102	18 565 319	20 950 328	86 330 427
40159010	Lead aprons, of vulcanised rubber other than hard rubber	-	32	-	416
40159020	Divers' suits (wet suits), of vulcanised rubber other than hard rubber	-	201	-	1 185
40159090	Articles apparel & clothing accessories of vulcanised rubber other than hard rubber, n.e.c in heading 4015	962	6 560	9 360	30 081
40161010	Padding for articles of apparel or clothing accessories, of cellular rubber	66	125	6 526	15 461
40161020	Floor tiles and wall tiles of cellular rubber	27 585	145 071	6 387	33 491
40161090	Other articles of cellular rubber, other than padding apparel and floor/wall tiles	4 544	12 561	1 456	57 615
40169110	Mats of vulcanised rubber other than hard rubber, non-cellular rubber	452 107	1 970 335	634 564	2 793 348
40169190	Floor coverings other than mats and tiles of vulcanised rubber other than hard rubber,non-cellular rubber	3 410	7 217	45 464	275 904
40169290	Erasers other than eraser tips of vulcanised rubber other than hard rubber and non-cellular rubber	310	1 775	19	9 174
40169310	Gaskets, washers and other seals of a kind used to insulate the terminal leads of electrolytic capacitors	45 116	206 184	1 033 196	4 819 970
40169320	Gaskets and o-rings, of a kind used on motor vehicles of heading 87.02, 87.03, 87.04 or 87.11	11 873	46 055	323 396	1 320 653
40169390	Gaskets, washers and other seals of vulcanised rubber other than hard rubber, n.e.c sub heading 4016.93	101 927	412 225	2 980 186	12 564 696
40169400	Boat or dock fenders of vulcanised rubber, whether or not inflatable, other than hard rubber, non-cellular rubber	31 702	31 702	365 231	365 231
40169500	Inflatable articles, other than boat or dock fenders of vulcanised rubber, other than hard rubber, non-cellular rubber	2 172	6 371	14 371	62 678
40169911	Parts&access kind used for vehicles of Chapter 87 for vehicles of head 8702,8703, 8704 or 8705,oth thn weatherstripping	44 111	173 659	654 477	2 872 678
40169912	Parts and accessories of vulcanised rubber other than hard rubber, of a kind used for vehicles of heading 87.11	6 556	23 252	142 295	499 107
40169913	Weatherstripping of vulcanised rubber oth thn hard rubber, of a kind used on motor vehicles of heading 8702,8703 or 8704	103 456	425 266	1 033 061	4 379 028
40169915	Parts&accessories of vulcanised rubber oth thn hard rubber,of a kind used for vehicles of head 8709, 8713, 8715 or 87.16	-	126	-	1 117
40169918	Bicycle accessories of vulcanised rubber other than hard rubber, non-cellular rubber, other than mudguards & parts	98	122	1 891	2 281
40169919	Parts&accessories of a kind used for vehicles of Chapter 87 of vulcanised rubber exc hard rubber oth thn 4016.99.11-20	825	14 833	19 655	74 403
40169920	Parts and accessories of rotochutes of heading 88.04 of vulcanised rubber other than hard rubber, non-cellular rubber	-	0	-	10
40169930	Rubber bands, of vulcanised rubber other than hard rubber, non-cellular rubber	13	2 868	26	7 891
40169940	Wall tiles of vulcanised rubber other than hard rubber, non-cellular rubber	22	141	2 384	15 953
40169951	Rubber rollers of vulcanised rubber other than hard rubber, non-cellular rubber	13 701	80 186	644 282	3 361 030



Tabel 3 : Ekspor Indonesia menurut Komoditi ( Kode HS 8 digit )

April 2019

Kode H S	Uraian golongan barang	Berat bersih (Kg)		Nilai F.O.B. ( U S \$ )	
		Bulan ini	Kumulatif	Bulan ini	Kumulatif
(1)	(2)	(3)	(4)	(5)	(6)
40169954	Rubber grommets&rubber covers for automotive wiring harnesses of vulcanised rubber oth hard rubber, non-cellular rubber	14 161	65 562	164 392	759 567
40169959	Articles used in machinery/mechanical/electric appliances/oth technical uses,noncellular rubber,nec HS 40169951-40169954	20 692	87 901	499 786	2 297 426
40169960	Rail pads of vulcanised rubber other than hard rubber, non-cellular rubber	-	231	-	247
40169970	Structural bearings including bridge bearings of vulcanised rubber other than hard rubber, non-cellular rubber	1 209	3 156	17 626	41 586
40169991	Table coverings of vulcanised rubber other than hard rubber, non-cellular rubber	1 696	2 855	18 272	42 412
40169999	Articles of vulcanised rubber other than hard rubber, non-cellular rubber, n.e.c in 4016	46 837	316 149	329 596	1 953 015
40170010	Floor tiles and wall tiles of hard rubber (for example ebonite)	-	535	-	1 528
40170020	Articles of hard rubber other than floor tiles and wall tiles	-	6 068	-	4 446
40170090	Articles of hard rubber n.e.c in heading 4017	31	226	462	10 846
41022900	Raw skins of sheep or lambs without wool on, other than pickled	34	34	84	84
41041190	Tanned/crust hides & skins in the wet state,full grains,upsplit & grains other of bovine vegetable tanned	6	6	146	146
41041900	Tanned/crust hides & skins in the wet state,other than full grains,upsplit & grains of bovine vegetable tanned	-	124	-	77 553
41044100	Tanned/crust hides & skins in the dry state,full grains,upsplit & grains split of bovine vegetable tanned	1 009	4 054	29 658	99 905
41044900	Tanned/crust hides & skins in the dry state,other than full grains,upsplit & grains split of bovine vegetable tanned	19 965	24 168	377 845	449 022
41053000	Tanned/crust skins of sheep/lambs,in the dry state (crust), wo/wool on,won split,but not further prepared	29	403	551	3 932
41062100	Tanned/crust hides&skins of goats/kids,in theWetState (incl wetblue),w/o wool/hair on,split/not,but notFurther prepared.	-	436	-	134
41062200	Tanned/crust hides&skins of goats/kids,in the dry state (crust),wo/wool/hair on,won split,but not further prepared	-	14	-	25
41064000	Tanned or crust hides and skins of reptiles, without wool or hair on, whether or not split, but not further prepared.	4 550	20 390	899 839	3 377 134
41069200	Tanned/crust hide&skin oth animal nec sub heading 4106.21-4106.40,dryState,wo/wool/hair on,split/not,notFurther prepared	-	80	-	8 048
41071100	Leather further prepared after tanning/crusting of bovine/equine animal,whole hides and skins,full grains,unsplit	25	1 859	530	30 908
41071200	Leather further prepared after tanning/crusting of bovine/equine animal,whole hides and skins, grains split	96 345	397 813	1 779 617	7 753 944
41071900	Leather further prep after tanning/crusting of bovine/equine animal,whole hide&skin,o.th full grain,unsplit,grains split	83 419	273 904	1 952 852	6 803 695
41079200	Leather,other than whole hides and skins further prepared after tanning/crusting whole hides & skins, grain splits	6 749	27 474	152 036	721 361
41079900	Leather,oth thn whole hides&skins further prepared after tanning/crusting whole hides & skins,exc full/no grains,unsplit	14 549	401 047	375 707	2 690 809
41120000	Leather further prepared after tanning/ crust,of sheep/lamb wo/wool on,split/not,other than leather of heading 41.14	8 916	35 471	793 552	2 953 910
41131000	Leather further prepared after tanning or crusting includ parchment-dressed leather, w/o wool/hair,of goats or kids	7 125	47 786	273 521	1 844 540
41133000	Leather further prepared after tanning or crusting includ parchment-dressed leather, w/o wool/hair,of reptiles	266	1 511	255 036	1 237 470
41139000	Leather further prepared after tanning/crusting includ parchment-dressed leather oth thn goats/kids, swine,& reptiles	9 002	16 767	189 711	1 141 682
41142000	Patent leather and patent laminated leather, metallised leather	4 230	4 944	63 975	74 235
41151000	Composition leather with a basis of leather or leather fibre, in slabs, sheets or strip, whether or not in rolls	373	1 567	9 911	23 993
41152000	Parings & oth waste of leather/composition leather,not for manufacture leather articles,leather dust,powder & flour	332	1 074	129 526	153 887

Tabel 3 : Ekspor Indonesia menurut Komoditi ( Kode HS 8 digit )

April 2019

Kode H S	Uraian golongan barang	Berat bersih (Kg)		Nilai F.O.B. ( U S \$ )	
		Bulan ini	Kumulatif	Bulan ini	Kumulatif
(1)	(2)	(3)	(4)	(5)	(6)
42010000	Saddlery & harness for any animal (traces,leads,knee pads,muzzles,saddle cloths,saddle bags,dog coats),of any material.	403	9 891	45 963	140 586
42021110	Cases & containers,suit-case/brief-case with outer surface of leather/composition leather,max dimensions 56cmx45cmx25 cm	1 208	6 422	1 972	51 506
42021190	Cases & containers,suit-case/brief-case with outer surface of leather/composition leather,dimension more 56cmx45cmx25 cm	33 157	107 375	723 107	2 050 145
42021211	School satchels with outer surface of vulcanised fibre	5 000	5 607	39 000	44 169
42021219	School satchels with outer surface other than vulcanised fibre	131 078	364 548	1 884 193	4 676 102
42021299	Cases & containers,suit-case/brief-case with other than outer surface vulcanised fibre, other than school satchels	62 740	300 466	1 028 149	5 137 733
42021920	Trunks,suit-cases,vanity-cases executive-cases,brief-cases,school satchels & similar container,paperboard outer surface	1 949	3 356	2 663	10 188
42021990	Trunks,suit-cases,vanity-cases,executive-cases,brief-cases,school satchel&similar container, outer srface oth paperboard	7 295	27 539	153 081	747 890
42022100	Handbags,whether/ not with shoulder strap,incl those without handle,outer surface of leather/ composition leather	323 817	1 142 776	12 412 721	46 348 815
42022200	Handbags,won w/shoulder strap,incl those wo handle w/outer surface of sheeting of plastics/of textile materials	579 465	2 301 199	10 225 926	39 844 588
42022900	Handbags, whether or not with shoulder strap, including those without handle, oth thn sub heading 4202.21 - 4202.22	25 992	82 347	495 257	1 718 390
42023100	Articles of a kind normally carried in the pocket or in the handbag,with outer surface of leather or composition leather	12 418	50 694	681 121	2 808 034
42023200	Articles of a kind normally carried in pocket/in the handbag,w/outer surface of sheeting plastics or textile materials	5 552	23 199	122 546	810 328
42023900	Articles of a kind normally carried in pocket/in the handbag, oth thn sub heading 4202.31 - 4202.32	701	5 528	36 318	168 343
42029111	Cases and containers, bowling bags with outer surface of leather or of composition leather	114	147	860	1 252
42029119	Cases and containers, sports bag other than bowling bags, with outer surface of leather or of composition leather	-	50	-	624
42029190	Cases and containers, other sports bag, with outer surface of leather or of composition leather	42 463	139 731	1 496 394	4 561 406
42029210	Cases and containers, toiletry bags, of sheeting of plastics	910	2 923	22 135	100 541
42029220	Cases and containers, bowling bags sheeting of plastics or of textile materials	925	1 014	9 063	13 867
42029290	Cases and containers, other than toiletry bags and bowling bags, of sheeting of plastics	2 362 096	7 164 476	37 227 537	107 280 194
42029910	Cases and containers, other article, with outer surface of vulcanised fibre or paperboard	2	4	2	6
42029920	Cases and containers, other article, of copper	37	370	180	2 141
42029990	Cases & containers; nec in head 4202,of vulcanised fibre/of paperboard/wholly/mainly covered with such materials/w paper	40 869	148 124	444 155	1 551 707
42031000	Apparel, articles of apparel, of leather or of composition leather	1 536	22 576	50 828	398 929
42032100	Clothing accessories, gloves, mittens and mitts, specially designed for use in sports, of leather or composition leather	105 391	442 025	7 180 693	27 638 866
42032910	Clothing accessories, protective work gloves, of leather or composition leather	12 222	28 107	145 314	254 395
42032990	Clothing accessories, other than protective work gloves, of leather or composition leather	8 042	30 148	383 378	1 600 505
42033000	Clothing accessories, belts and bandoliers, of leather or of composition leather	744	5 435	22 863	109 550
42034000	Clothing accessories; of leather or of composition leather, n.e.c. in heading no. 4203	3 293	11 693	9 749	73 097
42050010	Boot laces, mats, of leather or of composition leather	3	3	137	137
42050020	Industrial safety belts and harnesses of composition leather	25	356	756	11 236

Tabel 3 : Ekspor Indonesia menurut Komoditi ( Kode HS 8 digit )

April 2019

Kode H S	Uraian golongan barang	Berat bersih (Kg)		Nilai F.O.B. ( U S \$ )	
		Bulan ini	Kumulatif	Bulan ini	Kumulatif
(1)	(2)	(3)	(4)	(5)	(6)
42050030	Leather strings or chords of a kind used for jewellery or articles of personal adornment of composition leather	398	5 302	6 206	39 033
42050040	Articles of leather/composition leather used in machine/mechanic appliance/oth technic uses,o.t HS 4205.00.10-4205.00.30	-	6	-	499
42050090	Articles of leather or of composition leather n.e.c in heading 4205	46 842	121 113	895 097	2 485 974
43021900	Furskins, tanned/dressed,whole, w/or wo/head,tail/paws,not assembled, oth thn of mink, other than those of heading 43.03	8 106	9 879	80 400	98 264
43039090	Furskin articles; apparel and clothing accessories, n.e.c in heading 4303	215	548	2 079	11 489
43040010	Artificial fur	-	845	-	170
43040091	Artificial fur articles; sports bags	57	112	540	3 539
44011100	Fuel wood, in logs, in billets, in twigs, in faggots or in similar forms, from coniferous	-	462 512	-	75 998
44011200	Fuel wood, in logs, in billets, in twigs, in faggots or in similar forms, from Non - coniferous	27 140	94 990	2 985	10 449
44012200	Wood in chips or particles, from non-coniferous	15 111 310	219 789 140	1 361 812	17 311 182
44013100	Sawdust and wood waste and scrap, agglomerated in logs, briquettes, pellets or similar forms, wood pellets	29 123 706	89 224 518	3 344 746	10 212 589
44013900	Sawdust and wood waste and scrap, agglomerated in logs, briquettes, pellets or similar forms, other than wood pellets	155 860	267 321	59 993	168 737
44014000	Sawdust and wood waste and scrap, not agglomerated	266 900	525 029	97 043	315 047
44021000	Wood charcoal (including shell or nut charcoal) of bamboo, whether or not agglomerated.	1 748 198	9 514 726	535 037	2 589 528
44029010	Wood charcoal (including shell or nut charcoal) of coconut shell, whether or not agglomerated.	17 850 766	69 110 826	12 578 428	51 511 481
44029090	Wood charcoal (including shell or nut charcoal) other than bamboo or coconut shell, whether or not agglomerated.	22 727 597	101 144 517	9 371 306	41 259 661
44042010	Hoopwood, split poles,piles, picket & the like of non- coniferous, chipwood	-	12 142	-	5 774
44050010	Wood wool	97 100	97 100	22 192	22 192
44050020	Wood flour	118 243	385 121	33 918	115 448
44071100	Wood,coniferous,of pine (Pinus spp),sawn/chipped lengthwise,sliced/peeled,won planed,sanded/end-jointed,of thickness>6mm	75 792	195 791	95 306	271 450
44071200	Wood,coniferous,of fir (Pinus spp)&spruce,sawn/chipped lengthwise,sliced/peeled,won planed,sanded/end-jointed, thick>6mm	908	3 371	3 678	17 409
44071900	Wood,coniferous, n.e.c sub head 4407.11-4407.12,sawn/chipped, sliced/peeled, won planed, sanded/end-jointed,of thick>6mm	12 100	98 496	16 687	314 769
44072110	Wood, tropical wood,of mahogany (Swietenia spp),planed,sanded or end-joint	123 354	433 339	121 407	434 474
44072210	Wood, tropical wood of virola, imbuia and balsa, planed, sanded or end-joint	11 121	364 801	24 914	237 837
44072511	Wood, tropical wood of dark red meranti, light red meranti & meranti bakau, planed, sanded or end-joint	189 552	849 122	343 334	1 264 409
44072610	Wood, tropical wood of white Lauan, white meranti, white seraya, yellow meranti and alan, planed, sanded or end-joint	10 494	37 946	11 149	39 297
44072710	Wood, tropical wood of sapelli, planed, sanded or end-joint	16 683	190 610	33 328	372 933
44072810	Wood, tropical wood of iroko,planed,sanded or end-joint	-	24 196	-	51 300
44072911	Wood, tropical wood of jelutong (Dyera spp),planed,sanded or end-joint	386 461	1 475 580	584 182	2 243 139
44072921	Wood, tropical wood of kapur (Dryobalanops spp), planed,sanded or end-joint	3 325	14 698	1 731	9 127
44072931	Wood, tropical wood of kempas (Koompassia spp),planed,sanded or end-joint	44 162	121 355	26 956	74 706
44072941	Wood, tropical wood of keruing (Dipterocarpus spp),planed,sanded or end-joint	126 918	436 860	80 681	303 879
44072951	Wood, tropical wood of ramin (Gonystylus spp),planed,sanded or end-joint	-	432	-	1 809
44072961	Wood, tropical wood of teak (Tectona spp), planed,sanded or end-joint	15 844	89 064	43 326	278 984
44072971	Wood, tropical wood of balau (Shorea spp),planed,sanded or end-joint	56 007	209 249	37 639	131 313

Tabel 3 : Ekspor Indonesia menurut Komoditi ( Kode HS 8 digit )

April 2019

Kode H S	Uraian golongan barang	Berat bersih (Kg)		Nilai F.O.B. ( U S \$ )	
		Bulan ini	Kumulatif	Bulan ini	Kumulatif
(1)	(2)	(3)	(4)	(5)	(6)
44072991	Wood, tropical wood of jongkong (Dactylocladus spp.) and merbau (Intsia spp.), planed, sanded or end-jointed	4 458	113 326	9 656	109 583
44072994	Wood, tropical wood of albizia (Paraserianthes falcataria), planed, sanded or end-jointed	185 499	639 250	68 690	228 471
44072996	Wood, tropical wood, of rubber (Hevea brasiliensis), planed, sanded or end-jointed	3 992 074	14 962 995	2 015 998	7 586 942
44072998	Wood sawn other than hs 4406.29.91 - 4407.29.97, planed, sanded or end-jointed	771 400	2 781 450	954 493	3 644 581
44079110	Wood, non-coniferous and other than tropical wood of oak (Quercus spp),planed, sanded or end-jointed	2 132	8 817	3 089	15 232
44079210	Wood, non-coniferous and other than tropical wood of beech (Fogus spp),planed, sanded or end-jointed	727	2 194	4 313	14 220
44079710	Wood, non-coniferous and other than tropical wood of poplar and aspen (Populus spp), planed, sanded or end-jointed	600	16 370	889	30 432
44079910	Wood, non-coniferous and other than tropical wood other than n.e.c sub heading 4407.97, planed, sanded or end-jointed	24 598	63 459	166 698	362 657
44081010	Wood, coniferous, cedar wood pencil slats, Radiata pinewood of a kind used for blockboard manufacture, of coniferous	162 263	849 219	708 739	3 857 299
44081030	Wood, coniferous, face veneer sheets, Radiata pinewood of a kind used for blockboard manufacture, of coniferous	6 070	22 043	27 539	94 893
44081090	Wood, coniferous, oth thn cedar wood pencil slats radiata pinewood used for blockboard manufa,oth thn face veneer sheets	45 702	126 562	92 598	239 277
44083100	Dark Red Meranti, Light Red Meranti and Meranti Bakau of tropical wood, sheets for veneering, plywood and laminated wood	289 802	1 802 913	375 741	2 719 115
44083910	Wood, tropical wood, jelutong wood pencil slats, other than dark Red Meranti, Light Red Meranti and Meranti Bakau	-	258 346	-	775 918
44083920	Face veneer sheets of tropical wood other than Red Meranti, Light Red Meranti and Meranti Bakau	371 221	1 988 230	411 806	2 461 047
44083990	Wood,tropical wood,oth thn Jelutong wood pencil slats&face veneer sheets,oth Red Meranti,Light Red Meranti&Meranti Bakau	3 175 726	12 228 936	3 550 222	13 668 274
44089010	Face veneer sheets, of non-coniferous and other than tropical wood	1 329 948	6 786 357	987 885	5 160 814
44089090	Wood, nec in head 4408, sheets for veneer/plywood, oth wood sawn, slice/peel, whether/not plan, sand/end-join,thick<=6mm	1 370 894	5 622 385	1 288 899	5 702 065
44091000	Wood, coniferous, cotinuously shaped along any of its edgee,ends/faces, won planed,sanded or end-jointed	310 329	1 267 809	1 038 248	3 801 519
44092200	Wood,non-coniferous of tropical wood, cotinuously shaped along any of its edgee,ends/faces,won planed,sanded/end-jointed	35 372 092	142 997 963	40 892 288	173 107 889
44092900	Wood, non-coniferous, n.e.c 4409, cotinuously shaped along any of its edgee, ends/faces,won planed,sanded or end-jointed	2 080 159	9 500 601	2 939 445	12 415 253
44101100	Particle board of wood, whether or not agglomerated with resins or other organic binding substances.	9 541 757	32 485 309	1 697 067	5 731 850
44101900	Wafer board&similar board of wood nec in item 4410.1,whether/not agglomerated with resins/oth organic binding substances	4	786	24	1 385
44109000	Particle board,OSB,similar board of ligneous materials oth thn wood, whether/not agglomerated other than in heading 4410	-	24 985	-	12 578
44111200	Medium density fibreboard (MDF), of a thickness not exceeding 5 mm	11 374 151	51 689 422	3 474 151	15 241 728
44111300	Medium density fibreboard (MDF), of a thickness exceeding 5 mm but not exceeding 9 mm	2 081 454	9 719 717	753 585	3 536 236
44111400	Medium density fibreboard (MDF), of a thickness exceeding 9 mm	7 265 666	29 516 195	1 853 904	7 418 637
44119200	Fibreboard of a density exceeding 0.8 g/cm?	5 000	21 120	9 618	41 294
44119300	Fibreboard of a density exceeding 0.5 g/cm   but not exceeding 0.8 g/cm	2 142	14 851 051	10 428	3 493 215

Tabel 3 : Ekspor Indonesia menurut Komoditi ( Kode HS 8 digit )

April 2019

Kode H S	Uraian golongan barang	Berat bersih (Kg)		Nilai F.O.B. ( U S \$ )	
		Bulan ini	Kumulatif	Bulan ini	Kumulatif
(1)	(2)	(3)	(4)	(5)	(6)
44121000	Plywood, veneered panels and similar laminated wood, of bamboo	8 155	13 849	79 661	138 639
44123100	Plywood,consisting solely of sheets of wood (not bamboo),each ply 6mm/thinner,with at least 1 outer ply of tropical wood	110 377 909	425 024 690	105 145 083	426 623 909
44123300	Plywood,sheets of wood only, not bamboo, each ply<=6mm, with at least 1 outer ply of alder, ash, beech, birch,cherry,etc	3 268 088	9 066 318	3 859 601	11 361 186
44123400	Plywood,consist only sheets of wood,each ply <6 mm thick, oth w/at least 1 outer ply nonconiferous n.e.c subhead 4412.33	1 455 824	6 484 990	1 106 688	4 861 169
44123900	Plywood,consisting only of sheets of wood (not bamboo), each ply 6mm or thinner,with both outer plies of coniferous wood	2 620 586	15 779 185	2 437 945	13 426 151
44129400	Blockboard, laminboard and battenboard (not bamboo,& other than plywood consisting only of sheets of wood each ply<=6mm)	24 440 057	98 866 113	25 196 470	102 795 258
44129910	Plywood,veneered panels&similar (o.t block,lamin&batten-board, bamboo,&plywood each ply <=6mm), >=1 side faced w plastic	465 963	1 563 801	869 725	3 188 849
44129920	Plywood,veneered panels&similar (o.t block,lamin&batten-board, bamboo,&plywood each ply <=6mm), >=1 side faced with teak	24 237	27 470	41 275	60 550
44129930	Plywood,veneered panel&similar (o.t block,lamin&batten-board, bamboo, each ply <=6mm),>=1 side faced w oth tropical wood	103 437	703 609	86 295	627 919
44129990	Plywood,veneered panel&similar (o.t block,lamin&batten-board, bamboo, each ply <=6mm),>=1 side faced,nec subhead 4412.99	1 641 412	6 935 671	2 476 895	10 370 965
44140000	Wooden frames for paintings, photographs, mirrors or similar objects.	1 053 662	4 235 848	3 587 753	14 412 666
44151000	Wood, cases, boxes, crates, drums and similar packings, cabledrums	169 748	968 902	293 927	1 490 962
44152000	Wood, pallets, box pallets and other load boards, pallet collars	400 175	1 305 413	283 209	1 000 422
44160010	Wood, casks, barrels, vats, tubs and other coopers/E products and parts thereof; staves.	276	7 536	459	11 480
44160090	Wood, casks, barrels, vats, tubs and other coopers/E products and parts thereof; other than staves.	18 650	53 134	42 861	125 216
44170010	Wood, boot or shoe lasts, of wood	1	15 393	1	6 654
44170090	Wood, tools, tool bodies, tool handles, broom or brush bodies and handles, of wood	216 717	690 479	470 944	1 715 212
44181000	Wood, windows, French windows and their frames	125 379	419 011	193 977	580 203
44182000	Wood, doors and their frames and thresholds	7 896 049	33 107 356	16 280 770	69 235 288
44184000	Wood, shuttering for concrete constructional work	32 695	130 270	13 223	55 294
44185000	Wood, shingles and shakes	36 084	97 527	37 536	102 337
44186000	Wood,posts and beams	26 947	164 793	32 307	177 189
44187400	Wood, assembled flooring panels, not of bamboo or with at least the top layer (wear layer) of bamboo, for mosaic floors	2 040	6 124	16 594	47 181
44187500	Wood, assembled flooring panels, not of bamboo or with at least the top layer (wear layer) of bamboo, multilayer	2 227 351	9 192 179	6 840 316	27 831 041
44187900	Wood, assembled flooring panels, n.e.c in headings 4418.73-4418.75	919 995	3 992 540	2 361 141	9 842 645
44189910	Wood, builders' joinery and carpentry of wood n.e.c. in heading no. 4418, other than of bamboo, cellular wood panels	2 257 585	8 615 910	3 330 189	13 336 969
44189990	Wood, builders' joinery and carpentry of wood n.e.c. in heading 4418, oth thn of bamboo, oth thn cellular wood panels	4 057 907	16 139 265	7 196 042	28 272 818
44191100	Tableware and kitchenware, of wood; of bamboo, bread boards, chopping boards and similar boards	3 094	51 589	8 618	59 387
44191200	Tableware and kitchenware, of wood; of bamboo, chopsticks	14 770	31 030	59 076	107 430
44191900	Tableware and kitchenware, of wood; of bamboo, n.e.c. in heading 4419	4 291	29 881	23 544	163 301
44199000	Tableware and kitchenware, of wood; not of bamboo	657 487	2 343 114	1 831 366	7 572 040

Tabel 3 : Ekspor Indonesia menurut Komoditi ( Kode HS 8 digit )

April 2019

Kode H S	Uraian golongan barang	Berat bersih (Kg)		Nilai F.O.B. ( U S \$ )	
		Bulan ini	Kumulatif	Bulan ini	Kumulatif
(1)	(2)	(3)	(4)	(5)	(6)
44201000	Wood, statuettes and other ornaments, of wood	1 362 914	5 606 654	4 989 441	19 302 287
44209010	Wood, wooden articles of furniture not falling in Chapter 94	167 119	648 428	721 037	2 798 823
44209090	Wood marquetry and inlaid wood, caskets and cases for jewellery or cutlery, and similar articles, of wood	66 005	141 186	72 295	172 155
44211000	Clothes hangers of wood	2 018	17 768	17 068	118 749
44219110	Spools, cops and bobbins, sewing thread reels and the like of bamboo	183	183	1 899	1 899
44219120	Match splints of bamboo	289	5 892	1 235	8 789
44219130	Candy sticks, ice-cream sticks and ice-cream spoons of bamboo	2	1 937	38	6 327
44219140	Fans and handscreens, frames and handles therefor, and parts thereof of bamboo	2	16	20	860
44219150	Prayer beads of bamboo	-	6	-	195
44219160	Toothpicks of bamboo	-	3	-	3
44219190	Wood, of bamboo, articles n.e.c. HS 4421.91.10 - HS 4421.91.60	10 072	58 048	17 971	83 879
44219910	Spools, cops and bobbins, sewing thread reels and the like of wood other than of bamboo	3 135	11 992	33 382	119 763
44219940	Candy sticks, icecream sticks and icecream spoons other than of bamboo	13 225	13 225	26 100	26 100
44219970	Wood, fans and handscreens, frames and handles therefor, and parts thereof other than of bamboo	65	666	315	6 950
44219980	Wood, toothpicks other than of bamboo	-	856	-	621
44219994	Wood, other beads other than of bamboo	508	1 614	2 148	3 131
44219996	Wood, barecore other than of bamboo	47 457 437	184 589 919	27 358 220	105 719 757
44219999	Wood, article of wood, other than bamboo, articles n.e.c. HS 4421.99.93 - HS 4421.99.96	89 244	284 777	270 091	941 500
45031000	Articles of natural cork, corks and stoppers of natural cork	-	41	-	4 592
45039000	Articles of natural cork, other than corks and stoppers of natural cork	662	34 783	1 453	53 814
45041000	Cork; blocks, plates, sheets and strip, tiles of any shape, solid cylinders (including discs), of agglomerated cork	540	1 294	1 086	2 825
45049000	Articles of agglomerated cork oth thn blocks,plates,sheets & strip,tiles of any shape, solid cylinders, including discs.	-	50	-	182
46012100	Plaiting materials, plaits and similar products of plaiting materials; mats, matting and screens, of bambo	81 667	170 179	234 129	582 449
46012200	Plaiting materials, plaits and similar products of plaiting materials; mats, matting and screens, of rattan	47 055	122 094	348 735	923 834
46012900	Plaiting materials, plaits & similar products; mats, matting&screens, of vegetable materials other than bamboo or rattan	50 881	186 622	198 834	955 182
46019210	Plaits and similar products of plaiting materials, whether or not assembled into strips of bamboo	-	2 293	-	7 780
46019220	Fans and handscreens, frames and handles therefor, and parts thereof of bamboo	130	584	108	2 058
46019290	Plaiting materials, plaits and similar products of plaiting materials; of bamboo, n.e.c HS 4601.92.10 - HS 4601.92.20	57 039	168 956	47 546	216 426
46019310	Plaits and similar products of plaiting materials, whether or not assembled into strips of rattan	7 902	17 624	80 905	135 042
46019320	Fans and handscreens, frames and handles therefor, and parts thereof of rattan	34	71	724	1 938
46019390	Plaiting materials, plaits and similar products of plaiting materials; of rattan, n.e.c HS 4601.93.10 - HS 4601.93.20	4 921	8 346	22 391	44 024
46019410	Plaits and similar products of plaiting materials, whether or not assembled into strips of vegetable materials	194	2 576	17 609	84 812
46019490	Plaiting materials, plaits&similar products of plaiting materials,of vegetable materials,n.e.c HS 4601.94.10- 4601.94.20	330	21 212	153	50 398
46019910	Mats and matting of other than bamboo, rattan, and other vegetable materials	2 117	10 700	15 646	84 323
46019920	Plaits and similar products of plaiting materials, whether or not assembled into strips	32 858	129 316	201 726	817 056
46019990	Plaiting materials,plaits&similar prod of plaiting material, product of non-vegetable materials,nec HS 46019910-46019930	22 766	264 004	23 273	375 311
46021110	Travelling bags and suitcases of bamboo	272	5 054	8 554	21 777

Tabel 3 : Ekspor Indonesia menurut Komoditi ( Kode HS 8 digit )

April 2019

Kode H S	Uraian golongan barang	Berat bersih (Kg)		Nilai F.O.B. ( U S \$ )	
		Bulan ini	Kumulatif	Bulan ini	Kumulatif
(1)	(2)	(3)	(4)	(5)	(6)
46021190	Basketwork, wickerwork and other articles; of bamboo, n.e.c HS 4602.11.10 - HS 4602.11.20	158 082	801 685	467 693	2 504 627
46021210	Travelling bags and suitcases of rattan	47 228	145 731	257 309	1 025 651
46021220	Envelopes for bottles of rattan	-	105	-	1 740
46021290	Basketwork, wickerwork and other articles; of rattan, n.e.c HS 4602.12.10 - HS 4602.12.20	961 620	4 130 010	4 038 258	17 512 108
46021910	Travelling bags and suitcases of vegetable materials other than of bamboo and rattan	67 912	282 628	796 768	2 092 324
46021990	Basketwork, wickerwork and other articles; of vegetable materials, n.e.c HS 4602.19.10 - HS 4602.19.20	176 370	660 768	913 731	4 529 951
46029010	Travelling bags and suitcases other than of vegetable materials	6 694	38 606	63 142	334 783
46029020	Envelopes for bottles other than of vegetable materials	-	1	-	1
46029090	Basketwork, wickerwork and other articles; other than vegetable materials, n.e.c HS 4602.90.10 - HS 4602.90.20	46 337	137 631	258 362	853 921
47020000	Chemical wood pulp, dissolving grades	58 151 895	196 099 676	32 460 463	115 460 717
47032900	Chemical wood pulp, soda or sulphate, (other than dissolving grades); semi-bleached or bleached, of non-coniferous wood	448 480 162	1 320 286 092	260 390 314	764 762 909
47062000	Pulp of fibres derived from recovered (waste and scrap) paper or paperboard	-	1 477 907	-	603 545
47063000	Pulps of fibres derived from bamboo	1 440	2 765	1 097	2 810
47069100	Pulps of fibres derived from other fibrous cellulosic material obtained by mechanical processes	21 768	336 532	17 081	921 598
47071000	Recovered (waste and scrap) unbleached kraft paper or paperboard or corrugated paper or paperboard	545 999	799 954	161 910	221 913
47073000	Paper or paperboard; waste and scrap, made mainly of mechanical pulp (e.g newspapers, journals & similar printed matter)	7 300	50 385	1 346	9 457
47079000	Paper or paperboard; waste & scrap, of paper/paperboard n.e.c. sub heading 4707.10 - 4707.30 & of unsorted waste & scrap	1 342 898	4 797 511	186 876	767 799
48010011	Newsprint; Weighing not more than 55 g/m2; In rolls, of a width exceeding 28 cm but not exceeding 36 cm	-	528 935	-	358 595
48010012	Newsprint; Weighing not more than 55 g/m2; In rolls, other than 4801.00.11	1 807 974	17 228 506	1 175 651	11 439 018
48010014	Newsprint; Weighing <=55g/m2; In sheets, square/rectangular, one side >36 cm, & oth side >15 cm in the unfolded state	-	27 750	-	29 294
48010022	Newsprint; Weighing more than 55 g/m2; In rolls, n.e.c HS 4801.00.21	-	200	-	200
48010024	Newsprint; Weighing >55g/m2; In sheets, square/rectangular, one side >36 cm, & oth side >15 cm in the unfolded state	250	10 596	110	3 909
48022090	Uncoated paper & paperboard in rolls of >15 cm in width/in rectangular sheet of which no side >36 cm in the unfolded state	1 667	8 416	6 200	19 688
48024090	Wallpaper in rolls of > 15 cm width / rectangular (incl square) sheets of which no side > 36 cm in the unfolded state	-	260	-	1 544
48025429	Paperboard, oth carbon base ppr w<20g/m2, roll >15cm, width/rectangular sheet of which no side>36cm, unfold state, w<40g/m2	-	303 491	-	389 479
48025490	Carbonising base paper, n.e.c HS code 4802.54.30 - HS 4802.54.50	29 667	224 697	43 516	351 598
48025569	Paper and paperboard of a kind used for writing, printing and other graphic purposes, of a width exceeding 15 cm	5 601 932	22 043 566	4 189 848	16 880 667
48025590	Paper and paperboard of a kind used for writing, printing and other graphic purposes, other than multi-ply paper	71 924 224	239 969 574	48 610 019	162 334 406
48025620	Fancy & ppr, w/ wtrmrk, granitized Felt, fibre, vellum Antique-Finish/speck Blend, 40-150 g/m2, 1 side <435mm & oth <297mm, unfold State	18 672	127 312	21 216	144 967
48025641	Paper & paperboard of a kind used for writing, printing & oth graphic purposes, width <36cm in rectangular sheet, unfolded state	10 669 756	47 169 208	9 402 802	42 096 530

Tabel 3 : Ekspor Indonesia menurut Komoditi ( Kode HS 8 digit )

April 2019

Kode H S	Uraian golongan barang	Berat bersih (Kg)		Nilai F.O.B. ( U S \$ )	
		Bulan ini	Kumulatif	Bulan ini	Kumulatif
(1)	(2)	(3)	(4)	(5)	(6)
48025690	Paper&paperboard,used for writing,printing&oth graphic purposes,40-150 g/m2, 1 side<435mm &oth<297mm,oth multy-ply paper	141 925 161	531 159 687	110 871 242	416 580 896
48025711	Carbonising base paper, with no side > 36 cm in the unfolded state, weighing 40 g/m2 or more but not more than 150 g/m2	-	38 703	-	83 259
48025719	Carbonising base paper, with no side <= 36 cm in the unfolded state, weighing 40 g/m2 or more but not more than 150 g/m2	-	15 035	-	25 239
48025729	Paper&paperboard,used for writing, printing&oth graphic purposes, with no side <=36cm,unfolded state, weight 40-150 g/m2	4 780 369	28 805 152	3 865 588	23 502 807
48025790	Paper & paperboard, other than multi-ply paper, unfolded state, weighing 40 g/m2-150 g/m2	23 216 103	90 261 678	15 359 783	59 960 511
48025821	Fancy paper&paperboard,roll width<= 15 cm rectangular sheet w/1 side <=36cm&oth side<=15 cm, w >=150 g/m2,unfolded state	430	7 200	449	6 765
48025829	Fancy paper&paperboard,roll width > 15 cm rectangular sheet w/1 side <=36cm&oth side<=15 cm, w >=150 g/m2,unfolded state	24 278	110 275	20 988	166 498
48025831	Ppr&pprboard,for writing, printing&oth graph purpose,roll width>15 cm rect,with no side>36cm,unfolded state, w>=150 g/m2	327 940	866 210	341 284	913 759
48025839	Ppr&pprboard,for writing, printing&oth graph purpose,roll width<=15 cm rect,with no side>36cm,unfolded state,w>=150 g/m2	4 454 113	16 694 844	3 830 341	14 382 097
48025891	Paper & paperboard, weighning 150g/m2 - 225 g/m2, unfolded state, n.e.c HS 4802.58.21- HS 4802.58.40	2 036 417	7 335 565	1 504 378	5 407 073
48025899	Paper & paperboard, weighning less than 150g/m2, unfolded state, n.e.c HS 4802.58.21- HS 4802.58.40	2 622 597	10 017 069	2 385 734	9 326 098
48026159	Paper and paperboard of a kind used for writing, printing and other graphic purposes, of width > 15 cm, in roll	-	336	-	2 703
48026220	Fancy ppr&pprboard,w/wtrmrk granitizedFelt,Fibre,vellumAntique-finish/aSpeckBlend,1 side<=435mm&oth<=297mm, unfold state	-	67 010	-	184 489
48026299	Fancy paper&paperboard, oth multi-ply paper,unfolded state, in sheets 1 side<=435mm & oth<=297mm, w<150g/m2 or w>225g/m2	25 064	25 064	52 991	52 991
48026999	Paper & paperboard, other than multi-ply paper, weighing < 150 g/m2 or weighing > 225 g/m2, unfolded state	-	481	-	369
48030030	Toilet/facial tissue stock, towel or napkin stock and similar paper of cellulose wadding or of webs of cellulose fibres	1 967	7 612	2 914	9 981
48030090	Toilet/facial tissue stock, towel/napkin stock & similar paper of other than cellulose wedding/webs of cellulose fibres	65 194 731	244 973 765	67 351 282	257 912 345
48041100	Kraftliner, unbleached	9 274	585 751	11 976	294 834
48041900	Kraftliner, bleached	2 441	57 299	2 144	45 373
48042110	Sack kraft paper, unbleached of a kind used for making cement bags	147 158	293 513	99 332	199 808
48042910	Sack kraft paper, bleached of a kind used for making cement bags	-	11 988	-	9 231
48042990	Sack kraft paper, bleached, other than of a kind used for making cement bags	-	11 382	-	13 184
48043190	Kraft paper and paperboard weighing 150 g/m2 or less, unbleached, n.e.c HS 4804.31.10 - HS 4804.31.50	34 681	58 681	45 546	55 146
48043920	Kraft paper and paperboard weighing 150 g/m2 or less, bleached, used for making food packaging	302 918	1 373 202	364 275	1 664 350
48043990	Kraft paper and paperboard weighing 150 g/m2 or less, bleached, n.e.c HS 4804.39.10 and HS 4804.39.20	2 964 465	11 925 591	3 158 774	12 668 926
48044190	Kraft paper and paperboard weighing 150 g/m2 - 225 g/m2, unbleached, other than electrical grade insulating kraft paper	78 652	78 652	46 721	46 721
48051100	Semichemical fluting paper	9 369 511	48 404 658	3 514 505	17 870 928
48051910	Fluting paper other than semichemical and straw, weighing more than 150 g/m2 but less than 225 g/m2	2 192 622	8 916 077	945 943	3 803 525
48051990	Fluting paper other than semichemical and straw, other than weighing less than 150 g/m2 but more than 225 g/m2	46 354 980	138 230 810	18 033 599	55 043 149
48052400	Testliner (recycled liner board), weighing 150 g/m2 or less	1 071 763	4 169 044	423 480	1 721 798



Tabel 3 : Ekspor Indonesia menurut Komoditi ( Kode HS 8 digit )

April 2019

Kode H S	Uraian golongan barang	Berat bersih (Kg)		Nilai F.O.B. ( U S \$ )	
		Bulan ini	Kumulatif	Bulan ini	Kumulatif
(1)	(2)	(3)	(4)	(5)	(6)
48052510	Testliner (recycled liner board), Weighing >150 g/m2 and < 225 g/m2	1 792 315	2 976 792	884 918	1 347 982
48055000	Felt paper and paperboard	2 948 727	13 381 768	1 462 162	6 750 646
48059190	Paper o.t for packing of flat glass products,resin cont by weight of <=0.6% &manufacture joss paper,weight <=150 g/m2	1 093 355	13 640 491	668 321	8 015 004
48059210	Multiply paper and paperboard, uncoated paper and paperboard, in rolls or sheets,weighing >150 g/m2 but<225 g/m2	-	147 359	-	90 864
48059290	Uncoated paper and paperboard, in rolls or sheets,weighing >150 g/m2 but<225 g/m2, other multiply paper and paperboard	103 427	1 070 898	54 051	634 976
48059310	Multiply paper and paperboard, uncoated paper and paperboard, in rolls or sheets,weighing >=225 g/m2	934 228	4 505 328	514 207	2 486 158
48059390	Uncoated paper and paperboard, in rolls or sheets,weighing =>225 g/m2, o.t multiply paper & paperboard& Blotting paper	-	193 618	-	74 157
48062000	Greaseproof papers	373 437	1 090 254	597 705	1 765 665
48063000	Tracing papers	-	1 460	-	6 103
48064000	Glassine and other glazed transparent or translucent papers	36 974	176 650	37 660	264 807
48070000	Composite paper&paperboard, not surface?coated or impregnated, whether or not internally reinforced, in rolls or sheets.	800 210	2 362 997	497 881	1 435 552
48089090	Paper and paperboard, other than HS code 4808.90.20 - 4808.90.30	15	32 992	500	26 172
48092000	Selfcopy paper	4 256 954	19 203 479	6 059 117	26 912 324
48099090	Paper and paperboard other than carbon paper and similar copying papers	-	7	-	270
48101391	Paper and paperboard, of a width of 150 mm or less, in rolls	-	6 042	-	24 605
48101399	Paper and paperboard, other than of a width of more than 150 mm, in rolls	3 554 030	13 136 865	4 348 213	16 267 621
48101491	Pprboard;coat kaolin/o.t inorganic subs,print/write/graphic,have<10% weight fibre chemi/mechanical,unfold,no side>360mm	59 019	1 384 664	41 203	956 478
48101499	Pprboard;coat kaolin/o.t inorganic subs,print/write/graphic,have<10% weight fibre chemi/mechanical,unfold,no side<=360mm	810 543	1 414 128	579 106	1 092 182
48101910	Printed,self-record apparatus,no side>360mm unfold state,have<10% weight fibre chemi/mechanical process,side>435mm&297mm	155 314	725 187	417 100	2 507 976
48101991	Printed,of a kind used for self-recording apparatus, of which no side>360 mm	4 012	4 012	8 465	8 465
48101999	Printed,of a kind used for self-recording apparatus, of which no side<=360 mm	1 558 280	7 579 009	2 145 141	9 706 576
48102991	Print,unused for self-record apparatus,in roll of<150mm/in sheet no side>360mm unfolded state,o.t lightweight coat paper	4 426	48 797	8 961	71 417
48102999	Print,unused for self-record apparatus,in roll of>=150mm/in sheet no side>360mm unfold state,o.t lightweight coat paper	14 501 989	53 980 003	11 479 527	43 938 316
48103290	Kraft paper&paperboard,bleached in rolls<=150 mm width/sheets no side > 360 mm in the unfolded state weighing >150g/m2	24 541	128 348	26 973	147 414
48109290	Paper and paperboard,Multi-ply,In rolls of >150 mm in width or sheets of which side >360 mm in the unfolded state	8 980 986	30 846 746	4 952 347	17 617 401
48111090	Tarred,bituminised/asphalted pap&papboard,except inRols,width>15cm/except inRetangular(inclSquare)sheetSide<36cmunfolded	15 593	15 593	39 441	39 441
48114120	Gummed/adhesive pap&papboard,self-adhesive, in rolls, width ?15cm/ in rectangular(inclSquare) sheets side ?36cm unfolded	250 439	791 065	612 123	2 048 162
48114190	Gummed/adhesivePap&papboard,selfadhesive, except rolls, width>15cm/exceptRectangular(inclSquare)sheetsSide?36cm,unfol ded	920 655	3 048 860	2 228 053	7 080 586
48114990	Gummed/adhesive pap&papboard,o.t adhesive,exceptInRolls,width>15cm/exc in rectang(inclSquare)shetSide?36cm unfolded	90 678	349 100	148 446	461 011

Tabel 3 : Ekspor Indonesia menurut Komoditi ( Kode HS 8 digit )

April 2019

Kode H S	Uraian golongan barang	Berat bersih (Kg)		Nilai F.O.B. ( U S \$ )	
		Bulan ini	Kumulatif	Bulan ini	Kumulatif
(1)	(2)	(3)	(4)	(5)	(6)
48115199	Paper&paperboard coated, bleached,weigh>150g/m2,in rolls of <=15cm,sheet no side <36cm unfolded state,o.t floor covering	-	57	-	560
48115920	Ppr&pprboard both faces w/trans film of plastic&w/a lining alumunium foil,liquid food product,bleached,weigh<=150 g/m2	50 900	50 900	37 475	37 475
48115999	Paper&paperboard coated, bleached,weigh<=150g/m2, in roll of >15cm,sheets no side <36cm unfold state,o.t floor covering	1 082 944	3 386 885	1 368 424	4 593 002
48119049	Paper, paperboard, cellulose wadding and webs of cellulose fibres n.e.c. HS 4811.90.41 - 4811.90.42	-	0	-	1
48119091	Ppr&pprboard,cellulose wadding&web cellulose fibre,in rolls>15cm rectangular sheet no side>36cm unfold state,floor cover	-	2 495	-	5 500
48119099	Paper, paperboard, cellulose wadding and webs of cellulose fibres n.e.c. HS 4811.90.91 - 4811.90.92	222 308	588 324	1 244 130	3 312 357
48131000	Cigarette paper, in the form of booklets or tubes.	50 685	232 732	1 667 169	7 163 591
48132000	Cigarette paper, in rolls of a width not exceeding 5 cm	1 385 071	4 764 036	2 549 301	8 813 465
48139010	Cigarette paper, in rolls of a width exceeding 5 cm, coated	14 400	15 815	24 321	27 070
48139090	Cigarette paper, in rolls of a width exceeding 5 cm, not coated	77 216	697 655	689 308	3 282 542
48162010	Selfcopy paper, in rolls of a width exceeding 15 cm but not exceeding 36 cm	1 725 237	5 441 519	2 385 580	7 465 213
48162090	Selfcopy paper, in rolls except of a width exceeding 15 cm but exceeding 36 cm	127 620	871 439	194 987	1 230 051
48169090	Paper; carbon paper&other copying/transfer papers (o.t those of heading no. 4809), n.e.c. HS 4816.20.10-4816.90.50	-	2	-	50
48171000	Envelopes	159 892	367 762	345 115	820 133
48172000	Letter cards, plain postcards and correspondence cards	2	2	10	10
48173000	Boxes, pouches, wallets and writing compendiums, of paper or paperboard, containing an assortment of paper stationery	-	199	-	1 179
48181000	Toilet paper	1 027 006	5 017 816	1 630 856	8 224 014
48182000	Handkerchiefs, cleansing or facial tissues and towels	3 110 279	13 111 710	5 238 701	21 802 089
48183020	Serviettes	135 661	520 160	227 765	890 134
48189000	Cellulose wadding or webs of cellulose fibres, oth thn hs code 4818.10.00 - 4818.50.00	221 480	1 636 453	245 400	1 954 204
48191000	Cartons, boxes and cases, of corrugated paper or paperboard	1 006 169	3 652 369	1 152 930	3 676 734
48192000	Folding cartons, boxes and cases, of noncorrugated paper or paperboard	1 239 324	3 623 012	1 762 563	5 102 145
48193000	Sacks and bags, having a base of a width of 40 cm or more	249 352	647 483	682 146	1 687 350
48194000	Paper&paperboard; sacks&bags, including cones, of paper, paperboard, cellulose wadding/fibres, having a base width <40cm	1 530 787	6 286 179	4 227 511	17 923 133
48195000	Paper&paperboard;packing container,include record sleeve,of paper,paperboard,cellulose wadding/fibre,nec in heading 4819	708 873	3 162 326	2 324 265	11 041 106
48196000	Box files, letter trays, storage boxes and similar articles, of a kind used in offices, shops or the like	88 840	251 509	77 708	253 694
48201000	Registers, account books, note books, order books, receipt books, letter pads, memorandum pads, diaries&similar articles	5 368 881	14 541 282	7 435 671	21 535 168
48202000	Exercise books	5 446 254	13 223 166	6 627 722	15 811 556
48203000	Binders (other than book covers), folders and file covers	244 216	873 349	560 519	1 927 255
48204000	Manifold business forms and interleaved carbon sets	-	19 295	-	17 276
48205000	Albums for samples or for collections	1 306	16 945	21 235	197 839
48209000	Registers, account books, note books, order books,etc, other than HS code 4820.10.00-4820.50.00	163 414	982 669	298 777	1 182 250
48211010	Label for jewellery, incl objects of personal adornment /personal use in the pocket, in handbag / on the person, printed	45	60	588	943
48211090	Label for jewellery, incl objects of personal adornment /personal unuse in the pocket, in handbag/on the person, printed	28	2 178	1 188	30 714

Tabel 3 : Ekspor Indonesia menurut Komoditi ( Kode HS 8 digit )

April 2019

Kode H S	Uraian golongan barang	Berat bersih (Kg)		Nilai F.O.B. ( U S \$ )	
		Bulan ini	Kumulatif	Bulan ini	Kumulatif
(1)	(2)	(3)	(4)	(5)	(6)
48219090	Label for jewellery,incl objects of personal adornment/porsonal unuse in the pocket,in handbag/on the person,not printed	250	1 943	3 159	24 657
48221010	Bobbin, spool, cop supports paper pulp,paper/paperboard(perforated/hardened/not), used for winding textile yarn,cone	367 031	1 393 748	349 407	1 375 464
48221090	Bobbin, spool, cop support paper pulp,paper/paperboard(perforated/hardened/not), used for winding textile yarn, o.t cone	9 412	11 279	13 949	16 549
48229090	Bobbin, spool, cop support paper pulp,paper/paperboard(perforated/hardened/not),unused for winding textile yarn,o.t cone	166 509	683 448	203 241	904 693
48232010	Filter paper and paperboard, In strips, rolls or sheets	80 158	4 067 890	76 141	1 508 751
48234090	Rolls, sheets and dials, printed for selfrecording apparatus, not for electromedical apparatus	527 755	2 351 010	782 937	3 365 685
48236900	Trays, dishes, plates, cups and the like, of paper or paperboard, o.t of bamboo	780 256	3 219 845	2 285 997	9 751 987
48237000	Moulded or pressed articles of paper pulp	4 700	9 895	11 976	22 772
48239020	DisplayCardforJewellery,inclObj ofPersonal adornmentArticlesofpersonal useNormally caried inthepocket,inhandbag/onperson	-	1	-	20
48239091	Silicone paper	-	5	-	17
48239092	Joss paper	634 528	3 893 569	344 392	2 215 636
48239096	Kraft paper, cut to shape other than rectangular or square	50 936	174 972	85 244	297 919
48239099	Kraft paper, n.e.c. HS code 4823.90.91 - 4823.90.96	199 223	933 591	303 505	1 366 472
49011000	Printed books, brochures, leaflets and similar printed matter, in single sheets, whether or not folded	34 853	224 425	217 544	858 343
49019910	Educational, technical, scientific, historical or cultural books	56 541	723 114	161 053	1 612 734
49019990	Printed books, other than educational, technical, scientific, historical or cultural books	28 560	280 464	107 079	916 954
49021000	Newspapers, journals&periodicals, illustrated &containing advertising material/not, appearing at least four times a week	405	1 676	751	3 162
49029010	Educational, technical, scientific, historical or cultural journals and periodicals	1 483	5 406	3 028	11 162
49029090	Newspaper, journals,& periodicals, oth thn educational, technical, scientific,historical/cultural journals & periodicals	4 076	6 525	20 402	34 414
49030000	Children's picture, drawing or colouring books.	22 187	87 762	84 055	396 928
49040000	Music, printed or in manuscript, whether or not bound or illustrated.	-	1	-	10
49051000	Globes, printed	69	263	4 538	15 309
49059100	Maps&hydrographic/similar charts of all kinds,including atlases,wall maps&topographical plans,printed,In book form	1 475	6 343	2 074	10 576
49059900	Maps&hydrographic /similar charts of all kinds,including atlases,wall maps&topographical plans,printed,not in book form	73	232	297	1 082
49060000	Plans&drawingsforArchitectural, engineering,industry,trade, topographic,handwriting, photographReproduction&carbonCopies	675	699	42 860	72 374
49070021	Unused postage stamps	-	97	-	2 500
49070029	Revenue or similar stamps	0	182 613	14	1 163 140
49070040	Stock, share or bond certificates and similar documents of title, cheque forms	25 374	26 630	1 052 276	1 062 080
49070090	Stamp/postage, stampPaper, banknotes, chequeForm, stock, bond certificates&similarDocument, n.e.c HS 49070010-49070040	100 079	206 902	249 084	541 365
49081000	Transfers (decalcomanias), vitrifiable	947	1 372	33 017	51 595
49089000	Transfers (decalcomanias), not vitrifiable	4 723	18 865	134 189	320 845
49090000	Printed/illustratedPostcard, print CardsBearing, message/ announcements, whit/notlustrated, with/o envelopes/trimmings.	113 494	144 961	381 905	555 300
49100000	Calendars of any kind, printed, including calendar blocks.	2 766	17 248	25 407	223 140
49111010	Catalogues listing only educational, technical, scientific, historical or cultural books and publications	49	1 966	435	35 701
49111090	adv Material, comercialCatalog, apartCatalogues listing onlyeduca, technic, scient, histori/cultural books&publications	37 256	139 640	100 689	405 955

Tabel 3 : Ekspor Indonesia menurut Komoditi ( Kode HS 8 digit )

April 2019

Kode H S	Uraian golongan barang	Berat bersih (Kg)		Nilai F.O.B. ( U S \$ )	
		Bulan ini	Kumulatif	Bulan ini	Kumulatif
(1)	(2)	(3)	(4)	(5)	(6)
49119110	Designs	319	4 317	2 453	25 442
49119129	Pictures and photographs, of a kind to be mounted for instructional purposes, other than Anatomical and botanical	12	28	17	513
49119139	Pictures and photographs, other than kind to be mounted for instructional purposes, other than Anatomical and botanical	12	210	29	1 581
49119910	Printed card for jewellery/small object of person adornment/article of personal use normal carry in the pocket, handbag	305	3 117	1 277	23 045
49119920	Printed labels for explosives	-	3	-	7
49119990	Printed matter, apart from advertising material, commercial catalogues, etc. Pictures, design & photographs, n.e.c HS 49119910-49119930	119 527	405 648	402 892	1 392 945
50050000	Yarn spun from silk waste, not put up for retail sale.	-	3	-	3
50060000	Silk yarn and yarn spun from silk waste, put up for retail sale, silkworm gut.	2 341	9 347	16 314	76 140
50071020	Woven fabrics of noil silk, Unbleached or bleached	-	4	-	4
50071030	Woven fabrics of noil silk, Printed by the traditional batik process	814	2 244	6 389	11 280
50072090	Woven fabrics, containing >=85% by weight of silk/ of silk waste o.t noil silk, o.t unbleach/bleach & print by traditional batik	-	7 781	-	7 684
50079020	Woven fabrics, containing less than 85% by weight/ of silk waste other than noil silk, unbleached or bleached	1 565	7 349	24 008	109 660
50079090	Woven fabrics, containing <85% by weight/ of silk waste o.t noil silk, o.t unbleach/bleach & print by traditional batik process	19	9 992	543	73 732
51022000	Coarse animal hair, not carded or combed	50	50	122	122
51061000	Yarn of carded wool, not put up for retail sale, containing 85 % or more by weight of wool	-	22	-	130
51062000	Yarn of carded wool, not put up for retail sale, containing less than 85 % by weight of wool	17	79	213	1 209
51071000	Yarn of combed wool, not put up for retail sale, containing 85 % or more by weight of wool	-	3 441	-	28 310
51091000	Yarn of wool /of fine animal hair, put up for retail sale, containing 85 % /more by weight of wool / of fine animal hair	4	21	185	680
51100000	Yarn of coarse animal hair or of horsehair (including gimped horsehair yarn), whether or not put up for retail sale.	3 940	12 295	2 070	5 959
51112000	Woven fabric of carded wool/ fine animal hair, containing <85% by weight of wool/ fine animal hair, mix mainly w/ manmade filament	-	993	-	967
51113000	Woven fabric of carded wool/ fine animal hair, containing <85% weight of wool/ fine animal hair, mix mainly w/ manmade staple fibres	0	17	0	7
51121100	Woven fabrics of combed wool/ fine animal hair, containing >=85% by weight of wool/ fine animal hair, weight >200 g/m2	150	1 366	5 100	37 888
51121910	Woven fabric of comb wool/ fine animal hair, containing >=85% weight of wool/ fine animal hair, weight >200g/m2, print trad batik proc	598	598	24 197	24 197
51121990	Woven fabric of comb wool/ fine animal hair, containing >=85% weight of wool/ fine animal hair, weight >200g/m2, o.t print trad batik	30	30	1 264	1 264
51122000	Woven fabric of combed wool/ fine animal hair, containing <85% by weight of wool/ fine animal hair, mix mainly w/ manmade filament	56	145	4 293	6 631
51123000	Woven fabric of combed wool/ fine animal hair, containing <85% weight of wool/ fine animal hair, mix mainly w/ manmade staple fibre	-	1	-	34
51129000	Woven fabrics of combed wool or of combed fine animal hair, other than HS 5112.11 - 5112.30	30	1 150	2 373	90 455
52010000	Cotton, not carded or combed	201 799	413 999	271 829	566 170
52021000	Cotton yarn waste (including thread waste)	285 483	563 708	468 811	838 292
52029100	Cotton waste, garnetted stock	-	131 378	-	102 986
52029900	Cotton waste, other than yarn waste and garnetted stock	1 183 061	4 954 594	1 135 706	4 943 516
52030000	Cotton, carded or combed	1 935 138	10 198 458	2 868 602	13 229 111
52041190	Cotton sewing thread, not put up for retail sale, containing 85 % or more by weight of cotton, bleached	21	179	23	5 661

Tabel 3 : Ekspor Indonesia menurut Komoditi ( Kode HS 8 digit )

April 2019

Kode H S	Uraian golongan barang	Berat bersih (Kg)		Nilai F.O.B. ( U S \$ )	
		Bulan ini	Kumulatif	Bulan ini	Kumulatif
(1)	(2)	(3)	(4)	(5)	(6)
52041900	Cotton sewing thread, not put up for retail sale, containing less than 85 % by weight of cotton	5 750	9 225	3 457	9 094
52042000	Cotton sewing thread, put up for retail sale	625	5 116	361	2 550
52051100	Single cotton yarn, of uncombed fibres, contain?85%,not for retail sale,measuring ?714.29 decitex (?14 metric number)	1 354 918	5 943 051	2 093 806	9 214 858
52051200	Single cotton yarn,uncomb fibre,cont?85%,not for retail sale,measure <714.29 but ?232.56 decitex(>14but?43metric number)	7 080 691	27 561 925	17 501 725	70 457 986
52051300	Single cotton yarn,uncomb fibre,cont?85%,not for retail sale,measure <232.56 but ?192.31 decitex(>43but?52metric number)	1 191 849	6 301 667	3 405 445	18 014 679
52051400	Single cotton yarn,uncombed fibres,cont?85 %,not for retail sale,measure<192.31 but ?125decitex(>52but?80 metric number)	1 918 228	10 048 854	4 637 940	23 060 506
52052100	Single cotton yarn,combed fibres, containing ?85%,not for retail sale,measuring ?714.29 decitex (?14metric number)	229 440	393 386	645 697	1 062 886
52052200	Single cotton yarn,combed fibre,cont?85%,not for retail sale,measure <714.29 but ?232.56 decitex(>14but?43metric number)	1 110 236	4 812 970	3 281 009	14 507 158
52052300	Single cotton yarn,combed fibre,cont?85%,not for retail sale,measure <232.56 but ?192.31 decitex(>43but?52metric number)	1 590 030	6 360 344	4 938 806	20 256 197
52052400	Single cotton yarn,combed fibre,cont?85%,not for retail sale,measure <192.31 but ?125 decitex(>52but?80metric number)	2 056 474	8 310 288	6 845 542	27 880 496
52052600	Single cotton yarn,combed fibre,cont?85%,not for retail sale,measure <125 but ?106.38 decitex(>80but?94metric number)	-	1 814	-	12 561
52052700	Single cotton yarn,combed fibre,cont?85%,not for retail sale,measure <106.38 but ?83.33 decitex(>94but?120metric number)	14 515	47 719	103 883	350 643
52053100	Multiple(folded)/cable cotton yarn,uncombed fibre,cont?85%,not for retail sale,measure ?714.29 decitex(?14metric number)	-	453	-	3 848
52053200	Multiple(folded)/cable cotton yarn,uncomb fibre,cont?85%,notfor retail,measure <714.29but?232.56decitex(>14but?43metric)	55 012	91 731	142 461	272 844
52053300	Multiple(folded)/cable cotton yarn,uncomb fibre,cont?85%,notfor retail,measure <232.56but?192.31decitex(>43but?52metric)	97 978	365 692	354 913	1 353 030
52053400	Multiple(folded)/cable cotton yarn,uncomb fibre,cont?85%,not for retail,measure <192.31but?125 decitex (>52but?80metric)	28 531	80 015	85 436	287 545
52053500	Multiple(folded)/cable cotton yarn,uncombed fibre,containing?85%,not for retail,measure <125 decitex (>80 metric)	-	7 943	-	22 719
52054200	Multiple(folded)/cable cotton yarn,combed fibre,cont?85%,notfor retail,measure <714.29but?232.56decitex(>14but?43metric)	-	8 726	-	29 022
52054300	Multiple(folded)/cable cotton yarn,combed fibre,cont?85%,notfor retail,measure <232.56but?192.31decitex(>43but?52metric)	21 682	40 552	84 634	158 414
52054400	Multiple(folded)/cable cotton yarn,combed fibre,cont?85%,not for retail,measure <192.31but?125 decitex (>52but?80metric)	64 978	110 995	221 898	420 306
52054700	Multiple(folded)/cable cotton yarn,comb fibre,cont?85%,not for retail,measure<106.38but?83.33 decitex (>94but?120metric)	-	61 434	-	430 838
52054800	Multiple(folded)/cable cotton yarn,uncombed fibre,containing?85%,not for retail,measure <83.33 decitex (>120 metric)	2 563	12 361	25 588	124 164
52061100	Single cotton yarn, of uncombed fibres, contain<85%,not for retail sale,measuring ?714.29 decitex (?14 metric number)	910 737	4 155 487	1 073 566	4 727 246
52061200	Single cotton yarn,uncomb fibre,cont<85%,not for retail sale,measure <714.29 but ?232.56 decitex(>14but?43metric number)	617 417	2 365 531	1 038 836	3 810 796

Tabel 3 : Ekspor Indonesia menurut Komoditi ( Kode HS 8 digit )

April 2019

Kode H S	Uraian golongan barang	Berat bersih (Kg)		Nilai F.O.B. ( U S \$ )	
		Bulan ini	Kumulatif	Bulan ini	Kumulatif
(1)	(2)	(3)	(4)	(5)	(6)
52061300	Single cotton yarn,uncomb fibre,cont<85%,not for retail sale,measure <232.56 but ?192.31 decitex(>43but?52metric number)	129 546	262 023	326 346	699 350
52061400	Single cotton yarn,uncombed fibres,cont<85 %,not for retail sale,measure<192.31 but ?125decitex(>52but?80 metric number)	57 674	388 205	222 992	1 518 062
52061500	Single cotton yarn,uncombed fibres,containing <85 %, not for retail sale, measuring <125 (exceeding 80 metric number)	43 908	351 326	107 137	905 901
52062100	Single cotton yarn,combed fibres, containing <85%,not for retail sale,measuring ?714.29 decitex (?14metric number)	391 623	1 661 440	504 330	2 556 438
52062200	Single cotton yarn,combed fibre,cont<85%,not for retail sale,measure <714.29 but ?232.56 decitex(>14but?43metric number)	468 635	1 627 030	1 294 302	4 662 172
52062300	Single cotton yarn,combed fibre,cont<85%,not for retail sale,measure <232.56 but ?192.31 decitex(>43but?52metric number)	865 578	4 223 657	2 547 308	12 436 321
52062400	Single cotton yarn,combed fibre,cont<85%,not for retail sale,measure <192.31 but ?125 decitex(>52but?80metric number)	114 504	640 371	381 160	2 167 721
52062500	Single cotton yarn,combed fibre,containing<85%,not for retail sale,measuring <125 decitex (>80metric number)	4 179	8 670	18 371	52 027
52063400	Multiple(folded)/cable cotton yarn,uncomb fibre,cont<85%,not for retail,measure <192.31but?125 decitex (>52but?80metric)	-	203	-	603
52064300	Multiple(folded)/cable cotton yarn,combed fibre,cont<85%,notfor retail,measure <232.56but?192.31decitex(>43but?52metric)	15 810	50 772	50 788	155 686
52064400	Multiple(folded)/cable cotton yarn,combed fibre,cont<85%,not for retail,measure <192.31but?125 decitex (>52but?80metric)	3 629	18 144	15 140	78 070
52071000	Cotton yarn (other than sewing thread) put up for retail sale,containing 85% or more by weight of cotton	20 042	44 891	50 731	125 244
52079000	Cotton yarn (other than sewing thread) put up for retail sale,containing less than 85% by weight of cotton	10 968	12 356	24 741	25 434
52081100	Woven fabrics of cotton, containing ?85% by weight of cotton, unbleached, plain weave weighing <= 100 g/m2	165 232	449 000	882 270	2 475 443
52081200	Woven fabrics of cotton, containing ?85% by weight of cotton, unbleached, plain weave weighing > 100 g/m2	204 022	1 042 254	1 406 596	6 301 563
52081300	Woven fabrics of cotton, containing ?85% by weight of cotton, unbleached, 3 or 4 thread twill including cross twill	76 765	212 206	356 217	949 660
52081900	Woven fabrics of cotton, containing ?85% by weight of cotton, unbleached, other than HS 5208.11-5208.13	96 083	407 432	588 298	2 488 207
52082100	Woven fabrics of cotton, containing ?85% by weight of cotton, bleached, plain weave weighing <= 100 g/m2	2 513	7 295	15 596	50 919
52082200	Woven fabrics of cotton, containing ?85% by weight of cotton, bleached, plain weave weighing > 100 g/m2	19 552	94 672	182 077	906 154
52082300	Woven fabrics of cotton, containing ?85% by weight of cotton, bleached, 3 or 4 thread twill including cross twill	1 581	7 618	16 673	76 194
52082900	Woven fabrics of cotton, containing ?85% by weight of cotton, bleached, other than HS 5208.21-5208.23	8 486	58 913	18 339	225 277
52083110	Voile, woven fabrics of cotton, containing ?85% by weight of cotton, dyed, plain weave,weight <=100 g/m2	5 100	9 838	2 949	6 494
52083190	Woven fabrics of cotton, containing ?85% by weight of cotton, dyed, plain weave,weight <=100 g/m2, other than voile	9 147	23 851	150 273	317 086
52083200	Woven fabrics of cotton, containing ?85% by weight of cotton, dyed, plain weave,weight >100 g/m2	68 115	277 434	424 791	2 007 629
52083300	Woven fabrics of cotton, containing ?85% by weight of cotton, dyed, 3 or 4 thread twill, including cross twill	-	3 470	-	2 954
52083900	Woven fabrics of cotton, containing ?85% by weight of cotton, dyed, other than HS 5208.31-5208.33	2 359	50 187	50 156	927 368
52084290	Woven fabric of cotton,cont?85% weight of cotton,of yarn of different colour,plain weave,weight>100g/m2,o.t ikat fabric	47	17 842	146	71 320

Tabel 3 : Ekspor Indonesia menurut Komoditi ( Kode HS 8 digit )

April 2019

Kode H S	Uraian golongan barang	Berat bersih (Kg)		Nilai F.O.B. ( U S \$ )	
		Bulan ini	Kumulatif	Bulan ini	Kumulatif
(1)	(2)	(3)	(4)	(5)	(6)
52084300	Woven fabric,cont?85% weight of cotton,of diff colour yarn,plain weave,weight>100g/m2,3or4thread twill,incl cross twill	45	10 838	942	8 178
52084900	Woven fabric,cont?85% weight of cotton,of different colour yarn,plain weave,weight>100g/m2,o.t HS 5208.41-5208.43	1 536	4 761	200 164	234 309
52085110	Plain weave, cont?85% weight of cotton, weighing not more than 100g/m2 printed by the traditional batik process	352	558	2 964	5 788
52085190	Plain weave, cont?85% weight of cotton, weighing not more than 100g/m2 printed not by the traditional batik process	57	41 843	356	436 564
52085210	Plain weave, cont?85% weight of cotton, weighing more than 100g/m2 printed by the traditional batik process	17 437	94 003	335 794	1 725 404
52085290	Plain weave, cont?85% weight of cotton weighing more than 100g/m2 printed not by the traditional batik process	55 923	227 929	836 504	3 508 760
52085910	Woven fabrics other than plain weave, weighing <200 g/m, cont?85% weight of cotton, printed by traditional batik process	957	11 833	8 343	147 130
52085990	Woven fabric o.t plain weave&3-thread/4-thread twill incl cross twill, weighing<200g/m, cont?85%weight of cotton	15 640	57 326	126 838	493 486
52091110	Plain weave, Duck and canvas, unbleached, containing 85 % or more by weight of cotton, weighing more than 200 g/m2	-	861	-	1 059
52091190	Plain weave, o.t Duck and canvas, unbleached, containing 85 % or more by weight of cotton, weighing more than 200 g/m2	40 971	321 977	339 600	1 774 177
52091200	Woven fabric, unbleached, 3 or 4-thread twill incl cross twill, containing >=85% by weight of cotton, weighing >200g/m2,	91 255	318 927	451 857	1 363 696
52091900	Woven fabric,unbleached,o.t plain weave&3or4-thread twill incl cross twill,cont>=85%by weight of cotton,weight>200g/m2	751	39 618	6 466	192 016
52092100	Plain weave, bleached, containing 85 % or more by weight of cotton, weighing more than 200 g/m2	22 841	120 812	46 520	214 691
52092200	Woven fabric, bleached, 3 or 4-thread twill incl cross twill, containing >=85% by weight of cotton, weighing >200g/m2,	8 626	38 576	121 343	480 261
52092900	Woven fabric,bleached,o.t plain weave&3or4-thread twill incl cross twill,contain>=85%by weight of cotton,weight>200g/m2	12 267	37 902	86 897	234 245
52093100	Plain weave, dyed, containing 85 % or more by weight of cotton, weighing more than 200 g/m2	-	34 855	-	68 075
52093200	Woven fabric, dyed, 3 or 4-thread twill incl cross twill, containing >=85% by weight of cotton, weighing >200g/m2	29 426	65 127	126 779	283 915
52093900	Woven fabric,dyed,o.t plain weave&3or4-thread twill incl cross twill,contain>=85%by weight of cotton,weight>200g/m2	28 163	83 130	231 827	556 393
52094100	Plain weave, of yarns of different colours, containing 85 % or more by weight of cotton, weighing more than 200 g/m2	1 132	1 133	35 354	35 506
52094200	Denim, of yarns of different colours, containing 85 % or more by weight of cotton, weighing more than 200 g/m2	117 833	437 648	385 011	2 065 035
52094300	Woven fabric,of yarns of diff colours, 3 or 4-thread twill incl cross twill,cont>=85% by weight of cotton,weight>200g/m2	-	3 740	-	16 203
52094900	Wvn fabric,of yarns diff colors,o.t plain weave&denim&3or4-thread twill&cross twill,cont>=85%by weight of cott,w>200g/m2	463	3 999	5 332	43 032
52095110	Plain weave, printed by the traditional batik process, containing >=85% by weight of cotton, weighing more than 200g/m2	12 718	42 467	104 806	387 605
52095190	Plain weave, printed not by the traditional batik process, containing >=85% by weight of cotton, weighing >200g/m2	-	2 479	-	1 741
52095210	Wofen fabrics, 3 or 4 thread twill incl cross twill, printed by traditional batik process, >=85% cotton, weight>200g/m2	-	15 174	-	115 111
52095910	Wvn fabric o.t plain weave&3-thread/4-thread twill&cross twill,print by traditional batik process,w>200g/m,cont?85%cott	15	15	691	691
52095990	Wvn fabric o.t plain weave&3 or 4 thread twill&cross twill,print not by traditional batik process,w>200g/m,cont?85%cott	8 148	59 998	160 898	1 151 236

Tabel 3 : Ekspor Indonesia menurut Komoditi ( Kode HS 8 digit )

April 2019

Kode H S	Uraian golongan barang	Berat bersih (Kg)		Nilai F.O.B. ( U S \$ )	
		Bulan ini	Kumulatif	Bulan ini	Kumulatif
(1)	(2)	(3)	(4)	(5)	(6)
52101100	Woven fabric,unbleached, plain weave < 85% cotton mixed mainly or solely with man-made fibres, weight<200g/m2	112 825	900 610	626 041	4 304 168
52101900	Wvn fabric,unbleached, of weave n.e.c. in item no.5210.1, < 85% ctn mixed mainly/solely with man-made fibres, w<200g/m2	2 190	3 859	12 176	23 058
52102100	Woven fabric, bleached, plain weave < 85% cotton mixed mainly or solely with man-made fibres, weight<200g/m2	28 070	166 686	252 937	1 528 423
52102900	Wvn fabric,bleached, of weave n.e.c. in item no.5210.2, < 85% ctn mixed mainly/solely with man-made fibres, w<200g/m2	28 567	92 643	368 936	1 175 672
52103100	Woven fabric, dyed, plain weave < 85% cotton mixed mainly or solely with man-made fibres, weight<200g/m2	14 179	83 858	140 064	706 138
52103900	Wvn fabric,dyed, of weave n.e.c. in item no.5210.3, < 85% ctn mixed mainly/solely with man-made fibres, w<200g/m2	4 809	25 746	55 272	288 727
52104110	Wvn fabric, of yarns diff colour, plain weave <85% ctn mixed mainly/solely with man-made fibres, w<200g/m2, ikat fabric	8 005	64 278	55 886	496 099
52104190	Wvn fabric, of yarns diff colour,plain weave <85% ctn mix mainly/solely with man-made fibres, w<200g/m2,oth ikat fabric	-	1 432	-	28 801
52104900	Wvn fabric,of yarn diff col,of weave n.e.c. in item no.5210.4,<85% ctn mix mainly/solely with man-made fibres,w<200g/m2	4 744	18 209	39 137	143 875
52105190	Wvn fabric,oth printed by traditionalbatik process,plain weave<85% ctn mix mainly/solely with man-made fibres,w<200g/m2	4 137	34 562	29 710	310 072
52105990	Wvn fabric,printed,of weave n.e.c. in item no.5210.5,<85% ctn mix mainly/solely with man-made fibres,w<200g/m2	-	2 270	-	28 746
52111100	Woven fabric,unbleached, plain weave < 85% cotton mixed mainly or solely with man-made fibres, weight>=200g/m2	19 986	56 323	187 443	543 331
52111200	Wvn fabric,unbleach,plain weave<85%ctn mix mainly/solely man-made fibres,w>=200g/m2, 3or4-thread twill,incl cross twill	6 166	84 930	30 338	417 846
52111900	Wvn fabric,unbleached, of weave n.e.c. in item no.5210.1, <85% ctn mixed mainly/solely with man-made fibres, w>=200g/m2	30 811	115 344	187 831	511 118
52112000	Woven fabric,bleached, < 85% cotton mixed mainly or solely with man-made fibres, weight>=200g/m2	23 897	255 540	90 124	892 035
52113100	Woven fabric, dyed, plain weave < 85% cotton mixed mainly or solely with man-made fibres, weight>=200g/m2	292	18 228	5 977	19 292
52113200	Wvn fabric, dyed, plain weave<85%ctn mix mainly/solely man-made fibres,w>=200g/m2, 3or4-thread twill,incl cross twill	-	9 263	-	32 285
52113900	Wvn fabric,dyed,of weave n.e.c. in item no.5210.3,<85% ctn mix mainly/solely with man-made fibres,w>=200g/m2	7 699	144 756	55 725	954 659
52114190	Wvn fabric, of yarns diff colour,plain weave<85% ctn mix mainly/solely with man-made fibres, w>=200g/m2,oth ikat fabric	1 973	6 332	16 346	53 885
52114200	Wvn fabric, of yarns diff colour, <85% ctn mixed mainly/solely with man-made fibres, w>=200g/m2, denim	8 443	25 048	55 372	153 210
52114900	Wvn fabric,of yarn diff col,of weave n.e.c. in item no.5211.4,<85% ctn mix mainly/solely man-made fibres,w>=200g/m2	-	4 904	-	29 023
52115190	Wvn fabric,oth print by traditionalbatik process,plain weave<85% ctn mix mainly/solely with man-made fibres,w>=200g/m2	-	1 167	-	787
52115990	Wvn fabric,oth print traditionbatik proc,of weave n.e.c. no.5210.5,<85% ctn mix main/sole-ly man-made fibre,w>=200g/m2	1	104	2	1 475
52121100	Woven fabric; of cotton, unbleached, weighing not more than 200g/m2, n.e.c. in heading 5201-5211	-	110	-	315
52121300	Woven fabric; of cotton, dyed, weighing not more than 200g/m2, n.e.c. in heading 5201-5211	49 900	93 184	216 979	851 979
52121400	Woven fabric; of cotton, of yarns diff colours, weighing not more than 200g/m2, n.e.c. in heading 5201-5211	-	503	-	3 425



Tabel 3 : Ekspor Indonesia menurut Komoditi ( Kode HS 8 digit )

April 2019

Kode H S	Uraian golongan barang	Berat bersih (Kg)		Nilai F.O.B. ( U S \$ )	
		Bulan ini	Kumulatif	Bulan ini	Kumulatif
(1)	(2)	(3)	(4)	(5)	(6)
52121510	Woven fabric; of cotton, print by traditional batik process, weighing not more than 200g/m2, n.e.c. in heading 5201-5211	1 045	2 991	19 974	54 384
52121590	Woven fabric; of cotton, oth print by traditional batik process, weighing <= 200g/m2, n.e.c. in heading 5201-5211	72 498	412 261	755 318	4 567 773
52122100	Woven fabric; of cotton, unbleached, weighing more than 200g/m2, n.e.c. in heading 5201-5211	165	165	7 161	7 161
52122300	Woven fabric; of cotton, dyed, weighing more than 200g/m2, n.e.c. in heading 5201-5211	-	1	-	2
52122510	Woven fabric; of cotton, print by traditional batik process, weighing more than 200g/m2, n.e.c. in heading 5201-5211	2	2	4	4
53039000	Jute&oth textile bast fibres; proc,not spun,tow&waste of these fibres,incl yarn waste&garnet stock excl flax,hemp,&ramie	507 200	1 940 656	101 592	393 055
53050010	Sisal & oth textile fibres of the genus Agave; tow & waste of these fibres (incl yarn waste and gametted stock)	-	8 940	-	844
53050021	Coconut fibres(coir), coconut fibres, raw	419 360	1 936 688	78 743	1 353 572
53050022	Coconut fibres(coir), coconut fibres, process	2 151 852	7 579 577	1 006 741	3 808 212
53050023	Abaca fibres , coconut fibres, raw & process	15	6 015	50	10 130
53050090	Ramie&oth veg textile fibre,not spec/incl,raw/proc,not spun; tow,noils&waste of these fibre incl yarn waste&garnet stock	620 900	1 697 870	131 914	336 254
53061000	Single flax yarn	-	8 770	-	28 876
53062000	Multiple (folded)/cabled flax yarn	-	9	-	191
53072000	Multiple (folded)/cabled of jute/ oth fibres bast fibres of heading 53.03.	1	1	31	31
53089090	Yarn; of vegetable textile fibres n.e.c. in heading no. 5306, 5307 and 5308	-	78	-	5 504
53091100	Woven fabric; of flax, containing 85% or more flax, unbleached or bleached	941	941	1 385	1 385
53091900	Woven fabric; of flax, containing 85% or more flax, other than unbleached or bleached	1 502	5 106	898	40 115
53092900	Woven fabric; of flax, containing less than 85% flax, other than unbleached or bleached	32	7 345	821	79 069
53110020	Woven fabrics of oth vegetable textile fibres&paper yarn, abaca burlap	-	300	-	1 607
53110090	Woven fabrics of other vegetable textile fibres & paper yarn, other than printed by batik process & abaca burlap	-	53	-	272
54011010	Sewing thread of man-made filament of synthetic filaments, for put up retail sale	10	260	8	3 031
54011090	Sewing thread of man-made filament of synthetic filaments, not for put up retail sale	44 727	153 334	361 517	1 260 532
54012010	Sewing thread of man-made filament of artificial filaments, for put up retail sale	904	904	2 921	2 921
54012090	Sewing thread of man-made filament of artificial filaments, not for put up retail sale	344	4 255	8 711	40 739
54021900	Synthatic filamentaryarn oth than sewing High tenacity yarn of nylon/oth polyamides won textured, other than aramids	934 034	3 386 481	3 823 604	13 937 131
54022000	Synthatic filamentaryarn oth than sewing High tenacity yarn of polyesters won textured	975 512	6 125 085	1 814 895	12 162 071
54023100	Textured yarn of nylon/other polyamides measuring single yarn <= 50 tex	182 975	561 695	658 805	2 190 893
54023200	Textured yarn of nylon/other polyamides measuring single yarn > 50 tex	1	6 944	8	36 110
54023300	Textured yarn of polyesters	7 036 588	28 529 195	12 280 962	49 522 155
54023400	Textured yarn of polypropylene synthetic filament	775	3 033	3 597	14 446
54023900	Textured yarn, other than HS code 5402.31 - 5402.34	109	197	1 067	1 929
54024410	Yarn, single, untwisted or with a twist not exceeding 50 turns per metre, elastomeric of polyesters	9 529	9 810	18 689	30 699
54024420	Yarn, single, untwisted or with a twist not exceeding 50 turns per metre, elastomeric of polypropylene	-	2 125	-	4 903
54024490	Yarn, single, untwisted /with a twist not exceeding 50 turns per metre,elastomeric,other than polyester & polypropylene	1 448	2 235	680	1 232
54024500	Yarn,synth;filament/mono of nylon/oth polyimides,single,untwist/twist <=50 turns per metre,no for retail,no sewing thread	735 931	2 461 644	2 760 050	9 567 710

Tabel 3 : Ekspor Indonesia menurut Komoditi ( Kode HS 8 digit )

April 2019

Kode H S	Uraian golongan barang	Berat bersih (Kg)		Nilai F.O.B. ( U S \$ )	
		Bulan ini	Kumulatif	Bulan ini	Kumulatif
(1)	(2)	(3)	(4)	(5)	(6)
54024600	Yarn,synth;filament/mono of polyester,partial oriented,single,untwist/twist<=50 turn per metre,not retail,not sew thread	1 654 337	4 969 095	2 249 563	6 986 329
54024700	Yarn,synthetic;filament/mono of polyesters,single,untwist/twist <=50 turns per metre,no for retail,no sewing thread	4 163 159	16 949 272	7 648 635	30 699 089
54024800	Yarn,synthetic;filament/mono of polypropylene,single,untwist/twist <=50 turns per metre,no for retail,no sewing thread	17 373	72 321	61 807	254 731
54024900	Yarn,synthetic;filament/mono,single, untwist/twist<=50 turn per metre,nec.in heading 5402,not retail, not sew thread	6 390	14 580	37 493	76 340
54025100	Yarn,synthetic; filament/mono, of nylon/oth polymides, single, twisted>50 turns per metre, not retail, not sewing thread	154	14 686	231	61 681
54025200	Yarn,synthetic; filament/mono, of polyesters, single, twisted>50 turns per metre, not retail, not sewing thread	18 769	365 155	39 966	724 225
54025900	Yarn,synthetic;filament/mono,single, twist>50 turn per metre,nec.in heading 5402,not for retail, not sewing thread	-	21	-	259
54026100	Yarn,synth;filament/mono,of nylon/oth polyamide(not high tenacity/texture), multiple(fold)/cable,no retail,not sew thread	180 449	738 854	1 658 569	6 565 345
54026200	Yarn,synth;filament/mono, of polyesters(not high tenacity/texture), multiple(fold)/cabled,not retail,not sew thread	101 636	368 975	493 990	1 792 471
54026300	Yarn,synth;filament/mono, of polypropylene(not high tenacity/texture), multiple(fold)/cabled,not retail,not sew thread	31	771	114	3 029
54031000	Artificial filament yarn (not sewing) high tenacity yarn of viscose rayon	72	72	4 373	4 373
54033190	Artificial filament yarn,oth high tenacity,single,of viscose rayon,untwist/with twist<=120turn per metre,oth textur yarn	-	110	-	441
54033290	Artificial filament yarn, oth high tenacity, single, of viscose rayon, with twist >120 turn per metre, oth textured yarn	-	12 819	-	68 485
54034190	Artificial filament yarn, other than high tenacity, multiple(folded)/cabled, of viscose rayon, other than textured yarn	341	341	1 981	1 981
54034990	Artificial filament yarn, other than high tenacity, multiple(folded)/cabled,n.e.c. 5403.41 to 5403.42, oth textured yarn	1 322	6 733	157 397	214 663
54041900	Synthetic monofilament of >=67 decitex, dimension >1mm, width <=5mm, other than elastomeric or polypropylene	65 659	371 122	194 008	1 169 365
54049000	Synthetic filament of >=67 decitex, dimension >1mm, strip and the like width <=5mm	86 399	301 888	416 007	1 568 993
54060000	Man-made filament yarn (other than sewing thread), put up for retail sale	-	30	-	94
54071029	Woven fabrics obtained high tenacity yarn of nylon/oth polyamides/polyesters, tyre fabrics,conveyor duck, bleached	5 930	29 376	337 798	1 535 144
54071091	Woven fabrics obtained high tenacity yarn of nylon/oth polyamides/polyesters, oth tyre fabrics&conveyor duck,unbleached	27 518	35 626	197 349	273 684
54071099	Woven fabrics obtained high tenacity yarn of nylon/oth polyamides/polyesters, oth tyre fabrics&conveyor duck, bleached	938 372	3 845 199	6 946 219	29 048 930
54072000	Woven fabrics of synt filament yarn woven fabrics obtained from strip/thelike	517 423	2 573 063	789 161	4 021 097
54073000	Woven fabrics of synt filament yarn fabrics specified in nota 9 to section XI	3 320	3 750	2 914	19 175
54074110	Woven nylon mesh fabrics of untwisted filament yarn,cont ?85% of by weight, use as reinforcing material for tarpaulins	820	1 396	29 000	34 242
54074190	Woven fabric cont ?85% of nylon/oth polyamide o.t mesh fabric of untwisted yarn use as reinforce material for tarpaulin	584	1 904	17 113	21 655
54074200	Woven fabrics of synthetic filament yarn from nylon containing >=85%, dyed	147 109	360 579	1 671 381	5 663 214

Tabel 3 : Ekspor Indonesia menurut Komoditi ( Kode HS 8 digit )

April 2019

Kode H S	Uraian golongan barang	Berat bersih (Kg)		Nilai F.O.B. ( U S \$ )	
		Bulan ini	Kumulatif	Bulan ini	Kumulatif
(1)	(2)	(3)	(4)	(5)	(6)
54074400	Woven fabrics of synthetic filament yarn from nylon containing >=85%, printed	919	3 518	6 300	25 080
54075100	Woven fabrics of synthetic filament yarn from polyester containing >=85%, unbleached or not	46 234	253 550	245 671	1 463 228
54075200	Woven fabrics of synthetic filament yarn from polyester containing >=85%, dyed	685 819	2 583 975	4 957 633	18 968 099
54075300	Woven fabrics of synthetic filament yarn from polyester containing >=85%, of yarn of different colours	15 304	54 288	67 488	258 989
54075400	Woven fabrics of synthetic filament yarn from polyester containing >=85%, printed	264 613	1 115 098	2 475 685	9 847 818
54076110	Woven fabrics, containing >=85% of by weight of non textured polyester filament, unbleached or bleached	264 761	1 025 256	1 994 515	7 493 721
54076190	Woven fabrics, containing >=85% of by weight of non textured polyester filament, other than unbleached or bleached	1 049 017	4 448 054	8 271 561	34 189 531
54076910	Woven fabrics containing ?85% polyester filament,containing <85 % nontexture polyester filament, unbleached or bleached	63 334	212 946	342 509	1 136 735
54076990	Woven fabrics containing ?85% polyester filament,containing <85 % nontexture polyester filament,o.t unbleached/bleached	13 814	130 231	103 475	939 376
54077100	Woven fabric, containing>=85% by weight of synthetic filament(excl nylon/other polyamide&polyester), unbleached/bleached	268 376	927 662	524 624	1 835 743
54077200	Woven fabric, containing>=85% by weight of synthetic filament(excluding nylon/other polyamide&polyester), dyed	245 644	984 960	1 905 905	7 907 250
54077300	Wvn fabric,contain>=85% by weight of synthetic filament(excl nylon/other polyamide&polyester), yarns of different colour	485 029	2 062 223	2 867 290	12 924 210
54077400	Woven fabric, containing>=85% by weight of synthetic filament(excluding nylon/other polyamide&polyester), printed	100 230	519 683	376 670	2 385 924
54078100	Wvn fabric,of synth filament yarn,contain<85% by weight of synth filament,mix mainly/solely with cotton,bleach/unbleach	9 005	36 725	56 162	206 077
54078200	Woven fabric,of synthetic filament yarn,contain<85% by weight of synthetic filament,mix mainly/solely with cotton, dyed	2 308	14 251	15 385	96 435
54078300	Wvn fabric,of synth filament yarn,contain<85% by weight of synth filament,mix mainly/solely w/cotton,yarn of diff colour	-	2 264	-	12 863
54078400	Wvn fabric,of synthetic filament yarn,contain<85% by weight of synthetic filament,mix mainly/solely with cotton, printed	-	2 090	-	12 472
54079100	Woven fabrics of synthetic filament yarn, bleached or unbleached, n.e.c. in heading no. 5407	187 123	1 078 947	717 704	3 986 515
54079200	Woven fabrics of synthetic filament yarn, dyed, n.e.c. in heading 5407	-	6	-	144
54079300	Woven fabrics of synthetic filament yarn, of yarns of different colours, n.e.c. in heading no. 5407	40 424	71 872	158 958	290 074
54079400	Woven fabrics of synthetic filament yarn, printed, n.e.c. in heading no. 5407	7 924	103 447	316 571	2 145 519
54081090	Woven fabrics of viscose rayon, high tenacity, artificial filament yarn, other than unbleached	89 338	396 000	704 780	3 003 023
54082100	Woven fabric of artificial filament yarn, contain>=85% by weight of artificial filament, strip/the like,bleach/unbleach	2	11 471	18	70 670
54082200	Woven fabrics of artificial filament yarn, containing >=85% by weight of artificial filament, strip or the like, dyed	2 723	2 749	46 316	46 395
54082300	Woven fabrics containing 85% or more by weight of artificial filament, strip or the like, of yarns of different colours	-	11 313	-	40 260
54082400	Woven fabrics of artificial filament yarn, containing >=85% by weight of artificial filament, strip or the like, printed	4 525	20 637	33 368	242 619
54083100	Woven fabrics; of artificial filament yarn, of artificial monofilament, strip and the like, unbleached or bleached	840	2 628	1 920	5 375
54083200	Woven fabrics; of artificial filament yarn, of artificial monofilament, strip and the like, dyed	-	1 703	-	2 194
54083300	Woven fabrics of artificial filament yarn, of artificial monofilament, strip and the like, of yarns of different colours	-	1 270	-	9 896
55011000	Fibres; synthetic filament tow, of nylon or other polyamides	240	456	1 853	2 176

Tabel 3 : Ekspor Indonesia menurut Komoditi ( Kode HS 8 digit )

April 2019

Kode H S	Uraian golongan barang	Berat bersih (Kg)		Nilai F.O.B. ( U S \$ )	
		Bulan ini	Kumulatif	Bulan ini	Kumulatif
(1)	(2)	(3)	(4)	(5)	(6)
55012000	Fibres; synthetic filament tow, of polyesters	1 640	8 556	167 202	405 686
55021000	Fibres; artificial filament tow of cellulose acetate	-	2 254	-	11 338
55029000	Fibres; artificial filament tow, other than cellulose acetate	260 288	260 288	1 141 354	1 141 354
55032000	Synthetic staple fibres, of polyesters, not carded, combed or otherwise processed for spinning	22 214 795	82 453 619	25 718 972	95 660 113
55039090	Synthetic staple fibres, not carded, combed or otherwise processed for spinning, other than of polyvinyl alcohol	505 897	1 810 385	703 465	2 549 610
55041000	Artificial staple fibres, of viscose, not carded, combed or otherwise processed for spinning	30 320 445	105 101 534	49 200 040	158 234 017
55049000	Artificial staple fibres, other than of viscose, not carded, combed or otherwise processed for spinning	176	326	1 242	14 811
55051000	Fibres; waste (including noils, yarn waste and garnetted stock), of synthetic fibres	229 816	1 937 747	218 152	1 999 002
55052000	Fibres; waste (including noils, yarn waste and garnetted stock), of artificial fibres	79 500	367 616	71 020	338 629
55061000	Fibres; synthetic staple fibres, of nylon or other polyamides, carded, combed or otherwise processed for spinning	65	791	3 282	23 068
55062000	Fibres; synthetic staple fibres, of polyesters, carded, combed or otherwise processed for spinning	-	99	-	2 004
55069000	Fibres; synthetic staple fibres, n.e.c. in heading no. 5506, carded, combed or otherwise processed for spinning	-	19 899	-	13 245
55081010	Sewing thread; of synthetic staple fibres, put up for retail sale	70 738	192 413	208 867	568 955
55081090	Sewing thread; of synthetic staple fibres, not put up for retail sale	180 218	783 203	833 807	3 656 187
55082090	Sewing thread; of artificial staple fibres, not put up for retail sale	0	1	0	1
55091100	Single yarn containing >=85 % by weight of staple fibres of nylon/other polyamides, not put up for retail sale	1	25 009	2	71 397
55091200	Multiple(fold)/cabled yarn contain >=85 % by weight of staple fibre of nylon/other polyamide, not put up for retail sale	37 492	61 986	155 125	197 256
55092100	Single yarn containing 85 % or more by weight of polyester staple fibres, not put up for retail sale	13 384 649	56 753 787	25 916 641	109 318 107
55092200	Multiple(folded) or cabled yarn containing 85 % or more by weight of polyester staple fibres, not put up for retail sale	2 242 840	9 505 373	5 734 127	24 216 101
55093100	Single yarn containing 85 % or more by weight of acrylic or modacrylic staple fibres, not put up for retail sale	484 781	1 718 806	1 999 017	6 806 761
55093200	Multiple (folded)/cabled yarn contain >=85% by weight of acrylic or modacrylic staple fibres, not put up for retail sale	2 908 052	11 357 408	9 347 019	36 750 392
55094100	Single yarn, cont. 85% or more by weight of synthetic staple fibres, not put up for retail sale	55 829	295 781	165 018	699 606
55094200	Multiple/folded or cabled yarn, cont. 85% or more by weight of synthetic staple fibres, not put up for retail sale	10 981	83 810	34 572	342 867
55095100	Yarn; of polyester staple fibres, mixed mainly or solely with artificial staple fibres, not put up for retail sale	5 726 826	27 582 401	12 883 894	61 427 138
55095290	Yarn of polyester staple fibre, mix mainly/solely with wool/fine animal hair, not for retail sale, other single yarn	-	509	-	989
55095300	Yarn; of polyester staple fibres, mixed mainly or solely with cotton, not put up for retail sale	3 350 345	16 082 513	8 233 950	38 475 051
55095900	Yarn; of polyester staple fibres, mixed mainly/solely with fibres n.e.c. in item no. 5509.5, not put up for retail sale	63 685	313 761	91 152	438 548
55096100	Yarn; of acrylic/modacrylic staple fibres, mixed mainly/solely with wool/fine animal hair, not put up for retail sale	40 815	169 494	397 714	1 532 778
55096200	Yarn; of acrylic/modacrylic staple fibres, mixed mainly/solely with cotton, not put up for retail sale	1 384	36 922	8 243	203 222
55096900	Yarn; of acrylic/modacrylic staple fibres, mixed mainly/solely with fibres n.e.c. in item no.5509.6, not for retail sale	351 892	1 384 144	1 794 361	7 055 007
55099200	Yarn; of synthetic staple fibres, mixed mainly or solely with cotton, not put up for retail sale	-	19 665	-	47 493
55099900	Yarn; synthetic staple fibres, mixed mainly/solely with fibres (oth wool, fine animal hair/cotton) not for retail sale	23 009	69 399	24 540	74 052
55101100	Single yarn, containing >=85% by weight of artificial staple fibres, not put up for retail sale	14 980 653	59 170 629	38 256 575	152 740 482
55101200	Multiple (folded) or cabled yarn, containing >=85% by weight of artificial staple fibres, not put up for retail sale	760 995	3 132 568	2 272 567	9 417 637

Tabel 3 : Ekspor Indonesia menurut Komoditi ( Kode HS 8 digit )

April 2019

Kode H S	Uraian golongan barang	Berat bersih (Kg)		Nilai F.O.B. ( U S \$ )	
		Bulan ini	Kumulatif	Bulan ini	Kumulatif
(1)	(2)	(3)	(4)	(5)	(6)
55102000	Yarn(not sewing thread), of artificial staple fibre, mixed mainly/solely with wool/fine animal hair, not for retail sale	-	4	-	15
55103000	Yarn; (not sewing thread), of artificial staple fibres, mixed mainly or solely with cotton, not put up for retail sale	55 668	435 525	195 122	1 455 630
55109000	Yarn (other than sewing thread) of artificial staple fibres, not put up for retail sale, other yarn	580 451	2 461 645	1 470 404	6 536 025
55111010	Yarn(not sew thread),synthetic staple fibre,cont<=85%by weight such fibre,knitting yarn,crochet thread&embroidery thread	0	160	1	8 325
55112010	Yarn(not sew thread),synthetic staple fibre,cont<85%by weight such fibre,knitting yarn,crochet thread&embroidery thread	44 876	157 196	59 793	225 379
55112090	Synthetic staple fibres,containing< 85 % by weight of such fibres,oth thn knitting yarn,crochet thread&embroidery thread	-	2	-	3
55113000	Yarn; (not sewing thread), of artificial staple fibres, put up for retail sale	153	153	4 388	4 388
55121100	Woven fabrics; of synthetic staple fibres, containing >=85% by weight of polyester staple fibres, unbleached or bleached	361 037	1 141 832	1 158 726	3 976 964
55121900	Woven fabrics; of synthetic staple fibres, containing>=85% by weight of polyester staple fibres, oth unbleached/bleached	4 587	50 337	14 441	167 088
55122100	Woven fabrics;of synthetic staple fibres, contain>=85% by weight of acrylic/modacrylic staple fibres,unbleached/bleached	543	4 118	5 979	48 319
55122900	Woven fabrics;of synthetic staple fibre,contain>=85%by weight of acrylic/modacrylic staple fibre,oth unbleached/bleached	6 069	13 857	42 273	89 412
55129900	Woven fabric;synth staple fibres,contain>=85%by weight oth polyester,akrilik/modakrilik saples fibre,oth unbleach/bleach	4 948	5 260	11 706	27 476
55131100	Wvn fabric;plain weave,polyest staple fibre,cont<85% by weight fibre,mix mainly/solely cotton,w<=170g/m2,unbleach/bleach	874 543	3 697 775	4 253 526	18 164 472
55131200	Woven fabric;plain weave,polyester staple fibre,unbleach/bleach, 3or4-thread twill,incl cross twill,polyest staple fibre	185 163	728 263	1 012 173	4 142 079
55131300	Woven fabric;polyester staple fibre,contain<85% by weight fibre,mix mainly/solely with cotton,w<=170g/m2,unbleach/bleach	28 690	109 915	184 150	702 458
55131900	Wvn fabric;cont<85% by weight synth staple fibre(oth polyester),mix mainly/solely with cotton,w<=170g/m2,unbleach/bleach	3	9 935	3	20 831
55132100	Woven fabric;plain weave,dyed,contain<85% by weight of polyester staple fibre,mixed mainly/solely with cotton,w<=170g/m2	130 596	638 116	905 154	4 326 716
55132300	Woven fabric; dyed, contain<85% by weight of polyester staple fibres, mixed mainly/solely with cotton, <=170g/m2	6 547	36 044	43 833	297 823
55132900	Woven fabric;dyed,contain<85% by weight of synthetic staple fibres(oth polyester),mix mainly/solely w cotton,<=170g/m2	23 631	61 765	170 619	387 985
55133100	Woven fabric;plain weave,diff colour,contain<85% by weight polyester staple fibre,mix mainly/solely w cotton,<=170g/m2	3 067	3 741	46 663	57 630
55133900	Wvn fabric;yarn of diff colour,cont<85% of synth staple fibre(oth polyest,plain weave),mix mainly/solely cott,w<=170g/m2	179	4 047	575	22 327
55134900	Woven fabric;print,contain<85% by weight synth staple fibre(oth polyest,plain weave),mix mainly/solely cotton,w<=170g/m2	881	8 015	9 066	12 401
55141100	Woven fabric;plain weave,unbleach/bleach,contain<85% by weight polyest staple fibre,mix mainly/solely cotton,w<=170g/m2	188 759	826 510	606 617	2 781 301
55141200	Wvn fabric;3or4-thread twill,incl cross twill,bleach/not,cont<85%of poly staple fibre,mix mainly/solely cot,w>170g/m2	298 359	1 572 015	1 444 046	7 579 196

Tabel 3 : Ekspor Indonesia menurut Komoditi ( Kode HS 8 digit )

April 2019

Kode H S	Uraian golongan barang	Berat bersih (Kg)		Nilai F.O.B. ( U S \$ )	
		Bulan ini	Kumulatif	Bulan ini	Kumulatif
(1)	(2)	(3)	(4)	(5)	(6)
55141900	Woven fabric;bleached/not, cont<85% of synthetic staple fibres of polyester, mixed mainly/solely with cotton, >170g/m2	7 656	18 580	32 524	81 356
55142100	Woven fabric;plain weave,dyed,contain<85% by weight of polyester staple fibre,mixed mainly/solely with cotton,<170g/m2	5 223	11 837	49 039	113 488
55142200	Wvn fabric;3-/4-thread twill,incl cross twill,dyed,contain<85% polyester staple fibre,mix mainly/solely w cott,>=170g/m2	54 987	303 813	450 315	2 233 543
55142300	Woven fabric;dyed,contain<85% by weight polyester staple fibre,mix mainly/solely w cotton,>170g/m2,n.e.c in head no 5514	-	2 425	-	28 037
55142900	Woven fabric;dyed,contain<85% by weight of synthetic staple fibres(oth polyester),mix mainly/solely w cotton,>170g/m2	182	10 391	817	42 912
55144900	Fabrics,woven;printed,contain<85% by weight of synthetic staple fibre(oth polyester),mix mainly/solely w cotton,>170g/m2	178	3 826	1 309	1 816
55151100	Fabrics, woven, mixed mainly or solely with viscose rayon staple fibres of polyester staple fibres	511 472	1 691 633	2 727 086	9 240 985
55151200	Fabric, woven, mixed mainly or solely with manmade filaments of polyester staple fibres	424 622	2 150 371	1 857 782	8 533 023
55151300	Fabric, woven, mixed mainly or solely with wool or fine animal hair of polyester staple fibres	176	3 541	5 068	87 293
55151900	Fabrics, woven; of polyester staple fibres nec in chapter 55, mixed mainly or solely with fibres nec in item no. 5515.1	9 078	58 456	154 979	909 207
55152100	Fabric, woven, mixed mainly or solely with manmade filaments of acrylic or modacrylic staple fibres	-	546	-	641
55152900	Fabrics,woven;of acrylic/modacrylic staple fibre nec in chapter 55, mixed mainly/solely with fibre nec in item no.5515.2	-	0	-	1
55159100	Fabrics, woven; of synthetic staple fibres n.e.c. in chapter 55, mixed mainly or solely with man-made filaments	-	1 066	-	1 270
55159910	Fabrics, woven; of synthetic staple fibres n.e.c. in chapter 55, mixed mainly or solely with wool or fine animal hair	1	1	4	4
55159990	Fabrics, woven; of synthetic staple fibres n.e.c. in chapter 55, other than 5515.99.10	508	588	10 163	12 154
55161100	Fabrics, woven; unbleached or bleached, containing 85% or more by weight of artificial staple fibres	1 048 881	2 919 016	4 123 554	12 085 105
55161200	Fabrics, woven; dyed, containing 85% or more by weight of artificial staple fibres	1 444	34 213	27 634	165 062
55161300	Fabrics, woven; of yarns of different colours, containing 85% or more by weight of artificial staple fibres	-	4 201	-	42 792
55161400	Fabrics, woven; printed, containing 85% or more by weight of artificial staple fibres	11 593	19 966	59 892	156 170
55162100	Fabrics,woven,unbleached/bleached,contain < 85% by weight artificial staple fibres,mix mainly/solely w/manmade filaments	43 025	187 711	188 524	842 931
55162200	Fabrics, woven; dyed, containing <85% by weight of artificial staple fibres, mixed mainly/solely with man-made filaments	2 544	9 004	16 969	55 028
55162300	Fabrics, wvn; of yarns of different colour,cont<85% of artificial staple fibre, mix mainly/solely with man-made filament	7 005	76 283	41 717	443 204
55162400	Fabrics, woven; printed, containing <85% of artificial staple fibres, mixed mainly or solely with man-made filaments	-	1 108	-	7 587
55163100	Fabrics, woven; unbleached/bleached, cont<85% of artificial staple fibres,mix mainly/solely with wool/fine animal hair	36	36	324	324
55164100	Fabrics, woven; unbleached/bleached, containing <85% of artificial staple fibres, mixed mainly or solely with cotton	3 009	13 941	49 163	214 291
55164300	Fabrics, woven; of yarns of different colours, cont<85% of artificial staple fibres, mixed mainly/solely with cotton	1 263	6 392	14 128	56 957
55169100	Fabrics, woven; unbleached or bleached, of artificial staple fibres, n.e.c. in heading no. 5516	9 087	76 210	43 242	363 852
55169200	Fabrics, woven; dyed, of artificial staple fibres, n.e.c. in heading no. 5516	-	2 885	-	48 121

Tabel 3 : Ekspor Indonesia menurut Komoditi ( Kode HS 8 digit )

April 2019

Kode H S	Uraian golongan barang	Berat bersih (Kg)		Nilai F.O.B. ( U S \$ )	
		Bulan ini	Kumulatif	Bulan ini	Kumulatif
(1)	(2)	(3)	(4)	(5)	(6)
56012100	Wadding, other articles thereof, of cotton	4 944	32 048	25 196	113 268
56012210	Wadding of textile materials and articles thereof, of manmade fibres, wrapped cigarette tow	27 183	102 127	149 177	511 900
56012290	Wadding of textile materials and articles thereof, of manmade fibres, other than wrapped cigarette tow	285 303	1 154 466	2 967 832	12 593 755
56012900	Wadding, other articles thereof, other than of cotton or man-made fibres	24	6 551	28	39 000
56013020	Wadding, textile flock and dust and mill neps, polypropylene fibre flock	-	0	-	0
56013090	Wadding, textile flock and dust and mill neps, others than of Polyamide fibre flock, others than Polyamide fibre flock	-	0	-	1
56021000	Needleloom felt and stitch-bonded fibre fabrics, impregnated, coated, covered or laminated	49 863	261 194	162 173	1 108 014
56022100	Felt of wool or fine animal hair, not impregnated, coated, covered nor laminated	2	2	2	2
56029000	Felt, impregnated, coated, covered or laminated (excluding needleloom felt and stitch-bonded fibre fabrics)	45 424	127 174	74 431	193 286
56031100	Nonwovens, won impregnated, coated, covered or laminated, of man-made filaments, (weighing not more than 25g/m2)	569 407	3 472 491	1 296 153	8 392 605
56031200	Nonwovens, won impregnated, coated, covered/laminated, of man-made filaments, (weighing > 25g/m2 but not < 70g/m2)	807 218	3 062 321	2 643 798	10 293 094
56031300	Nonwovens, won impregnated, coated, covered/laminated, of man-made filaments, (weighing > 70g/m2 but not < 150g/m2)	230 481	593 848	670 201	1 757 897
56031400	Nonwovens, whether or not impregnated, coated, covered or laminated, of man-made filaments, (weighing more than 150g/m2)	9 427	45 060	23 926	138 441
56039100	Nonwovens, won impregnated, coated, covered/laminated, not of man-made filaments, (weighing not more than 25g/m2)	144 502	479 739	545 958	1 795 246
56039200	Nonwovens, won impregnated, coated, covered/laminated, not of man-made filaments, (weighing > 25g/m2 but < 70g/m2)	469 956	1 538 840	1 380 276	4 775 472
56039300	Nonwovens, won impregnated, coated, covered or laminated, not of man-made filaments, (weighing > 70g/m2 but < 150g/m2)	2 149	2 181	9 575	12 046
56039400	Nonwovens, won impregnated, coated, covered or laminated, not of man-made filaments, (weighing more than 150g/m2)	121 015	437 235	536 360	1 976 677
56041000	Rubber thread and cord, textile covered	87	719	698	3 803
56049020	Rubber impregnated textile thread yarn other than rubber thread and cord, textile covered	0	15	189	309
56049030	High tenacity yarn of polyesters, of nylon/other polyamides/of viscose rayon other than rubber thread and cord, textile covered	11 479	18 221	138 287	224 729
56049090	Rubber thread and cord, textile covered, textile yarn and strip and the like of heading 54.04/54.05 other than 5604.10.00- 5604.10.30	1 530	7 009	25 654	77 150
56050000	Metallised yarn, whether/not gimped, being textile yarn/strip like heading 5404/5405, combine with metal in the form	16 167	36 093	143 271	392 616
56060000	Yarn and strip and the like heading 5404/5405, gimped (other than heading 5605 and horsehair yarn); chenille yarn (including flock chenille yarn); loop wale yarn	4 255	14 956	21 701	85 990
56072100	Twine, binder or baler twine, of sisal or other textile fibres of the genus agave	-	187	-	2 081
56072900	Twine/cordage/rope/cable; sisal/other textile fibre genus agave, won plait, braid/rubber/plastic impregnate, coat, cover/sheath	30 325	182 826	98 868	489 720
56074100	Twine, binder or baler twine, of polyethylene or polypropylene	155	742	3 189	15 417
56074900	Twine, cordage, rope, cable; poly-ethylene/propylene (excluding binder/baler twine), won plait, braid/rubber/plastic impregnate, coat	3 657	30 027	11 129	60 844
56075010	V-belt cord, man-made fibre with resorcinol formaldehyde; polyamide/tetrafluoro-ethylene yarn > 10,000 decitex, seal pump, valve	14 561	65 936	149 783	651 594

Tabel 3 : Ekspor Indonesia menurut Komoditi ( Kode HS 8 digit )

April 2019

Kode H S	Uraian golongan barang	Berat bersih (Kg)		Nilai F.O.B. ( U S \$ )	
		Bulan ini	Kumulatif	Bulan ini	Kumulatif
(1)	(2)	(3)	(4)	(5)	(6)
56075090	Twine, cordage, rope & cable of synthetic fibre, won plaited/braided/impregnate, cover/sheath w/rubber/plastic, o.t HS 56075010	3 024	6 093	22 858	77 557
56079010	Twine, cordage, ropes, cables, oth head no. 5607, won plaited, braided/impregnated w/rubber/plastics, of artificial fibres	-	12	-	11
56079021	Twine, cordage, ropes, cables, of Abaca (Manila hemp or Musa textilis Nee)	1 985	5 450	3 166	33 750
56079022	Twine, cordage, ropes, cables, of other hard (leaf) fibres	308	828	850	2 557
56079090	Twine, cordage, ropes, cables, other than of jute/oth textile bast fibres of head 53.03	65 035	288 491	159 462	596 650
56081100	Twine, cordage or rope; fishing nets, made up, of man made textile materials	178 109	678 672	1 364 505	5 202 194
56081920	Twine, cordage or rope, knotted netting, for other than fishing, of man-made textile materials, Net bags	12 604	34 204	46 833	116 545
56081990	Twine, cordage or rope, knotted netting, for other than fishing, of man-made textile materials, other than net bags	32 792	81 669	100 601	265 371
56089010	Twine, cordage or rope, knotted netting, for other than fishing, other than man-made textile materials, Net bags	-	150	-	2 130
56089090	Twine, cordage or rope, knotted netting, for other than fishing, oth than man-made textile materials, oth than net bags	384	5 576	334	3 847
56090000	Yarn; articles of yarn, strip or the like of heading no. 5404 and 5405, twine, cordage, rope or cables nec or included	116 151	460 253	302 469	1 247 408
57011010	Prayer rugs made of wool or fine animal hair, knotted, whether or not made up	206	524	997	2 799
57011090	Carpets & other textile floor covering, knotted, whether or not made up, of wool/fine animal hair, other than prayer rugs	4 380	14 663	20 420	69 389
57019011	Prayer rugs made of cotton, knotted, whether or not made up	18	2 797	271	2 533
57019019	Carpets and other textile floor covering, knotted, whether or not made up, of cotton, other than prayer rugs	903	2 057	4 941	10 295
57019091	Prayer rugs, knotted, whether or not made up, other than of wool or fine animal hair, cotton & jute fibres	-	58	-	852
57019099	Carpet & oth textile floor covering, knotted, won made up, o.t of wool/fine animal hair/cotton/jute fibre, o.t prayer rugs	59	2 127	540	17 366
57021000	Carpets and other textile floor coverings, Kelem, Schumacks, Karamanie and similar handwoven rugs	51	14 377	1 677	36 477
57022000	Carpets, floor coverings of coconut fibres (coir), woven	20 216	53 574	41 868	94 858
57023100	Carpets/oth textile floor coverings; woven/not tufted/flocked, of pile construction, not made up of wool/fine animal hair	-	5	-	128
57023200	Carpets/oth textile floor covering; woven/not tuft/flocked, of pile construction, not made up of man-made textile material	-	125	-	25
57023910	Carpets/oth textile floor covering; woven/not tuft/flocked, of pile construction, not made up of cotton	3	391	4	1 767
57023990	Carpet/oth textile floor covering; woven/not tufted/flock, of pile construction, not made up, o.t HS 5702.31.00-5702.39.20	108	1 246	200	4 186
57024110	Prayer rugs of pile construction, woven/not tufted/flocked, made up of wool or fine animal hair	-	13	-	78
57024290	Carpets & other textile floor coverings of pile construction, woven, made up of man-made textile material, o.t prayer rugs	751 919	2 906 615	1 851 699	6 948 025
57024999	Carpet & textile floor cover, pile construct, woven, made up of o.t wool & fine animal hair/man-made/cotton/jute, o.t prayer rug	13	4 491	18	39 909
57025010	Carpets and other textile floor coverings, woven/not tufted/flocked, not of pile construction, not made up of cotton	80	459	161	1 133
57029290	Carpet & oth textile floor coverings, woven, of man-made textile materials, not of pile construction, made up, o.t prayer rug	135	135	931	931
57029911	Prayer rugs, woven/not tufted/flocked, made of cotton, not of pile construction, made up	-	77	-	62
57029920	Carpets & other textile floor coverings, of jute fibres, not of pile construction, made up	-	2 040	-	13 955
57031010	Floor mats of a kind used for motor vehicles of heading 87.02, 87.03 or 87.04 of wool or fine animal hair, tufted	-	8	-	451



Tabel 3 : Ekspor Indonesia menurut Komoditi ( Kode HS 8 digit )

April 2019

Kode H S	Uraian golongan barang	Berat bersih (Kg)		Nilai F.O.B. ( U S \$ )	
		Bulan ini	Kumulatif	Bulan ini	Kumulatif
(1)	(2)	(3)	(4)	(5)	(6)
57031030	Flooring carpets of a kind used for motor vehicles of headings 87.02, 87.03 or 87.04 of wool or fine animal hair, tufted	219	397	638	1 848
57031090	Carpets and oth textile floor coverings, tufted,won made up, from wool or fine animal hair other than HS 5703.10.10-30	198	562	89	583
57032010	Prayer rugs from nylon or other polyamides, tufted	-	3 223	-	18 178
57032090	Carpets and oth textile floor coverings, tufted, won made up of nylon or other polyamides other than prayer rugs	88 251	428 463	502 000	2 077 148
57033010	Prayer rugs from other man-made textile materials, tufted	27 323	123 950	87 812	412 266
57033090	Carpets and other textile floor coverings, tufted, won made up, not prayer rugs of other man-made textile materials	435 496	1 884 152	1 165 962	4 872 725
57039019	Carpets and other textile floor coverings, tufted, whether or not made up, of cotton, other than prayer rugs	7	30 135	14	21 114
57039029	Carpets and other textile floor coverings, tufted, whether or not made up, of jute fibres, o.t HS 5703.90.21-5703.90.22	32	114	95	1 262
57039091	Floor mats of a kind used for motor vehicles of heading 87.02, 87.03 or 87.04,not made of cotton or jute fibres,tufted	-	5 889	-	42 072
57039093	Flooring carpets,used for motor vehicles of headings 87.02, 87.03 or 87.04 are not made of cott or jute fibres, tufted	-	4	-	1 500
57039099	Carpets&other textile floor coverings,tufted,won made up, not of cotton&jute fibres,o.t HS 5703.90.91-5703.90.93	2 661	27 397	3 108	38 317
57049000	Tiles, having a minimum surface area exceeding 1 m2, of felt, not tufted or flocked, whether or not made up	20 086	96 080	57 470	306 744
57050011	Prayer rugs from cotton, other than heading 5701-5704	-	20 931	-	182 874
57050019	Carpets and other textile floor coverings, other than heading 5701-5704,whether or not made up, of cotton,o.t prayer rug	17 169	93 565	15 188	119 243
57050021	Nonwoven floor coverings, o.t heading 5701-5704, used for motor vehicles of heading 87.02, 87.03 or 87.04,of jute fibres	1 223	3 634	10 252	30 269
57050029	Carpets and other textile floor coverings, other than heading 5701-5704, of jute fibres, other than HS 5705.00.21	5 346	17 413	29 973	95 016
57050091	Prayer rugs, other than heading 5701-5704, other than of cotton or jute fibres	85	378	594	3 786
57050092	Nonwoven floor coverings, other than heading 5701-5704, used for motor vehicles of heading 8702, 8703 or 8704	104 884	416 850	755 614	3 064 931
57050099	Carpet&other textile floor coverings, o.t heading 5701-5704, o.t of cotton&jute fibres, o.t HS 5705.00.91-5705.00.92	23 254	146 459	263 351	1 316 800
58011010	Woven pile fabrics&chenille fabrics, o.t heading 58.02/58.06,of wool/fine animal hair, impregnated,coat,cover/laminated	-	915	-	12 249
58012190	Uncut weft pile fabrics,woven, other than heading 58.02/58.06,of cotton,other than impregnated,coated,covered/laminated	-	1 664	-	1 970
58012290	Woven pile fabrics, o.t heading 58.02/58.06,cut corduroy,o.t impregnated, coated,covered/laminated, of cotton	-	292	-	355
58012790	Warp pile fabrics,woven, other than fabrics of heading 58.02/58.06,of cotton, o.t impregnated, coated,covered/laminated	145	192	1 350	3 972
58013690	Chenille fabrics, o.t fabrics of heading 58.02/58.06, of man-made fibres, o.t impregnated, coated, covered/laminated	-	4 727	-	31 353
58013710	Warp pile fabrics,woven, o.t fabrics of heading 58.02 or 58.06,of man-made fibres,impregnated, coated, covered/laminated	5 584	21 123	140 883	426 019
58019099	Woven pile&chenille fabrics,o.t head 58.02/58.06,o.t impregnate,coat,cover,o.t of animal hair/cotton/man-made fibre/silk	871	2 678	506	1 250
58021900	Terry towelling and similar woven terry fabrics, other than narrow fabrics of heading 58.06 of cotton, bleached	1 397	4 511	9 301	50 977
58022010	Terry towelling and similar woven terry fabrics, other than narrow fabrics of heading 58.06, of wool or fine animal hair	600	600	7 100	7 100
58023020	Tufted textile fabrics woven,other than products of heading 57.03, made of cotton or man-made fibres	-	155	-	1 611
58023090	Tufted textile fabrics, other than heading 57.03, other than HS 5802.30.10-5802.30.30	7	449	69	3 843
58030010	Gauze, other than narrow fabrics of heading 58.06, made of cotton	1	6 285	1	4 575

Tabel 3 : Ekspor Indonesia menurut Komoditi ( Kode HS 8 digit )

April 2019

Kode H S	Uraian golongan barang	Berat bersih (Kg)		Nilai F.O.B. ( U S \$ )	
		Bulan ini	Kumulatif	Bulan ini	Kumulatif
(1)	(2)	(3)	(4)	(5)	(6)
58030090	Gauze, other than narrow fabrics of heading 58.06, other than made of cotton, man-made fibres, wool or fine animal hair	38 010	128 325	108 736	365 801
58041019	Tulles&other net fabrics, not including woven,knitted/crocheted fabrics,of silk,o.t impregnated,coated,covered/laminated	658	2 124	12 855	29 962
58041021	Tulles&other net fabrics, not including woven, knitted/crocheted fabrics, of cotton,impregnated,coated,covered/laminated	-	2	-	1
58041029	Tulles&other net fabrics,not including woven,knitted/crocheted fabrics,of cotton,o.t impregnated,coated,cover/laminated	34	55	295	397
58041091	Tulles&other net fabrics, not including woven,knitted/crocheted fabrics, o.t of cotton/silk,impregnated,coated,covered	-	108	-	1 168
58041099	Tulles&other net fabrics,not including woven,knitted/crocheted fabrics,o.t of cotton/silk,o.t impregnated,coated,covered	12 460	45 353	127 177	358 311
58042110	Mechanically made lace,o.t fabrics of headings 60.02-60.06, of man-made fibres, impregnated, coated, covered/laminated	29	29	431	431
58042190	Mechanically made lace,o.t fabrics of headings 60.02-60.06,of man-made fibres,o.t impregnated, coated, covered/laminated	56 469	199 062	543 649	2 143 839
58042990	Mechanically made lace,o.t fabrics of heading 60.02- 60.06, o.t man-made fibres,o.t impregnated,coated,covered/laminated	136	634	973	2 544
58043000	Hand-made lace, in the piece, in strips or motifs, other than fabrics of headings 60.02 to 60.06	46	2 640	309	29 018
58061090	Woven pile fabrics (incl. terry towelling & similar terry fabrics)&chenille fabrics,o.t heading 58.07,o.t of silk/cotton	46 539	255 473	297 090	1 486 548
58062010	Sports tape of a kind used to wrap sports equipment grips, containing by weight >= 5% of elastomeric yarn/rubber thread	1	41 626	2	1 698 966
58062090	Narrow woven fabrics o.t heading 58.07, containing by weight ?5% of elastomeric yarn/rubber thread, o.t HS 5806.20.10	57 406	251 422	848 582	3 585 864
58063110	Narrow woven fabrics of cotton,o.t heading 58.07,suit for manufacture of inked ribbons for typewriters/similar machines	1	1	2	2
58063130	Narrow woven fabric, o.t heading 58.07,ribbons used for making slide fasteners&of a width ? 12 mm made of cotton	-	1	-	1
58063190	Narrow woven fabrics of cotton, o.t heading 58.07, other than HS 5806.31.10-5806.31.30	87	166	1 367	2 531
58063210	Narrow woven fabric, o.t heading 58.07,of man-made fibre,for manufac inked ribbon for typewriter;safety seat belt fabric	62	183	603	8 545
58063250	Narrow woven fabric of man-made fibrec, other than heading 58.07,ribbon used for making slide fasteners & width ? 12 mm	11	11	79	79
58063290	Narrow woven fabrics of man-made fibres, other than heading 58.07, other than HS 5806.32.10-5806.32.50	9 436	76 538	68 771	636 307
58063999	Narrow woven fabric other than of cotton/manmade fibre/silk,other than heading 58.07,other than HS 5806.39.91-5806.39.93	60 362	219 162	280 216	1 050 116
58064000	Fabrics consisting of warp without weft assembled by means of an adhesive (bolducs),other than heading 58.07	16	16	2 066	2 076
58071000	Labels,badges&similar articles of textile materials,in the piece,in strips or cut to shape or size,not embroidered,woven	2 589	5 399	66 108	224 503
58079010	Labels,badges & similar articles of textile materials,in the piece,in strips/cut to shape/size,not embroidered,non woven	5 704	17 694	161 502	518 594
58079090	Label,badge&similar articles ,in piece,in strips/cut to shape/size,not embroidered,other than woven & nonwoven fabrics	542	2 741	21 357	94 902
58081010	Braids in the piece, combined with rubber thread	12	40	184	629

Tabel 3 : Ekspor Indonesia menurut Komoditi ( Kode HS 8 digit )

April 2019

Kode H S	Uraian golongan barang	Berat bersih (Kg)		Nilai F.O.B. ( U S \$ )	
		Bulan ini	Kumulatif	Bulan ini	Kumulatif
(1)	(2)	(3)	(4)	(5)	(6)
58081090	Braids in the piece, other than combined with rubber thread	642	678	804	1 167
58089010	Ornamental trimming in the piece, w/o embroidery,o.t knitted/crocheted;tassels,pompons&similar,combined w/ rubber thread	-	113	-	13 825
58089090	Ornamental trimming in piece,w/o embroidery,o.t knitted/crocheted;tassels,pompons&similar,o.t combined w/ rubber thread	5	500	88	8 326
58090000	Woven fabrics of metal thread&of metallised yarn heading 56.05,used in apparel,as furnishing fabrics/similar purpose,nes	-	805	-	1 057
58101000	Embroidery without visible ground, in the piece, in strips or in motifs	1	3 537	141	119 039
58109100	Embroidery; with visible ground, of cotton, in the piece, in strips or in motifs	9 277	53 482	113 123	824 554
58109200	Embroidery; with visible ground, of man-made fibres, in the piece, in strips or in motifs	3 361	31 471	59 992	546 109
58109900	Embroidery; with visible ground, other than cotton&man-made fibres, in the piece, in strips/in motifs	8 556	74 296	346 106	1 072 505
58110090	Quilt textile in piece,?1 layer of textile assemble w/padding by stitch,o.t embroidery head 58.10, o.t wool/fine/coarse	1 797	48 768	9 195	135 881
59011000	Textile fabrics coated with gum or amylaceous substances, of a kind used for the outer covers of books or the like	5 039	49 857	18 096	210 070
59019020	Prepared painting canvas	1 221	5 510	11 195	34 099
59019090	Buckram and similar stiffened textile fabrics of a kind used for hat foundations.	1 284	5 410	11 076	51 073
59021019	Tyre cord fabric or high tenacity yarn of nylon/other polyamides,of chafer fabric,rubberised, other than of nylon-6 yarn	3 981	3 981	38 257	38 257
59021091	Tyre cord fabric of high tenacity yarn of nylon/other polyamides, other than chafer fabric, rubberised, of nylon-6 yarn	946 174	4 154 154	4 733 341	20 719 545
59021099	Tyre cord fabric of high tenacity yarn of nylon/other polyamides, o.t chafer fabric, rubberised, o.t of nylon-6 yarn	150 282	150 282	270 508	270 508
59022020	Tyre cord fabric of high tenacity yarn of polyester, of chafer fabric, rubberised	50 000	50 000	18 750	18 750
59022091	Tyre cord fabric of high tenacity yarn of polyester, other than of chafer fabric, rubberised, containing cotton	36 518	36 518	109 151	109 151
59022099	Tyre cord fabric of high tenacity yarn of polyester,other than of chafer fabric, rubberised,other than containing cotton	1 249 809	4 976 366	3 958 043	15 979 573
59029090	Tyre cord fabric of viscose rayon, of other than chafer fabric, rubberised	-	100	-	1 034
59031010	Textile fabrics impregnated, coated, covered/laminated with poly(vinyl chloride), other than heading 59.02, interlining	99 132	243 076	349 513	936 020
59031090	Textile fabrics impregnated, coated, covered/laminated with poly(vinyl chloride),o.t heading 59.02, o.t interlining	79 487	188 658	273 141	865 861
59032000	Textile fabrics impregnated, coated, covered or laminated with polyurethane, other than those of heading 59.02	157 076	703 488	1 567 862	6 683 574
59039010	Canvas-type fabrics impregnated, coated, covered or laminated with nylon or other polyamides, o.t those of heading 59.02	137	2 537	1 142	15 999
59039090	Textile fabrics impregnated, coated, covered/laminated with plastics, o.t heading 59.02, o.t HS 5903.10.10-5903.90.10	35 230	138 619	176 838	763 494
59050010	Textile wall coverings of wool or fine or coarse animal hair	-	160	-	3 106
59050090	Textile wall coverings of other than wool or fine or coarse animal hair	88	235	4 088	4 440
59061000	Rubberised textile fabrics, adhesive tape of a width not exceeding 20 cm, other than those of heading 59.02	270 232	1 020 280	935 444	3 627 654
59069100	Rubberised textile fabrics, knitted or crocheted, o.t adhesive tape of a width not exceeding 20 cm and o.t heading 59.02	-	1	-	47
59069990	Rubberised textile fabrics, o.t heading 59.02/adhesive tape of a width?20cm/knitted/crocheted/rubber sheeting for hospital	103 272	424 013	372 479	1 655 678
59070040	Fabrics impregnated, coated or covered with flock velvet, the entire surface of which is covered with textile flock	-	135	-	1 905
59070050	Fabrics impregnated, coated or covered with wax, tar, bitumen or similar products	-	210	-	2 100

Tabel 3 : Ekspor Indonesia menurut Komoditi ( Kode HS 8 digit )

April 2019

Kode H S	Uraian golongan barang	Berat bersih (Kg)		Nilai F.O.B. ( U S \$ )	
		Bulan ini	Kumulatif	Bulan ini	Kumulatif
(1)	(2)	(3)	(4)	(5)	(6)
59070060	Fabrics impregnated, coated or covered with other substances	112	123	848	1 431
59070090	Painted canvas being theatrical scenery, studio back-cloths or the like	379	1 847	1 799	16 335
59080010	Wicks, incandescent gas mantles	3	2 452	2	2 625
59080090	Tubular knitted gas mantle fabric therefor, whether or not impregnated	6 020	6 020	23 003	23 003
59090010	Textile hosepiping and similar textile tubing, with/without lining, armour/accessories of other materials, fire hoses	40	40	1 910	1 910
59090090	Textile hosepiping & similar textile tubing, with/without lining, armour/accessories of other materials o.t fire hoses	-	5	-	149
59100000	Transm/conveyor belts,of text material,won impregnated,coat,covered/laminate w/plastics,reinforced w/metal/oth material	442	2 022	8 880	20 915
59111000	Textile fabrics,felt&felt-lined woven fabrics,coat/cover w/ rubber,leather/oth,used for card clothing& technic purpose	3 819	3 949	12 763	12 980
59112000	Bolting cloth, whether or not made up	4 759	16 768	279 713	906 084
59114000	Straining cloth of a kind used in oil presses or the like, including that of human hair	1	5	297	1 089
59119010	Textile products and articles, for technical uses, specified in Note 7 to this Chapter, gaskets and seals	13 800	13 898	91 889	94 006
59119090	Textile product&article,for technic use,specified in Note 7 this Chapter,o.t subheading 5911.10-5911.40,o.t gasket&seal	95 203	344 053	714 363	2 691 187
60011000	Long pile fabrics, knitted or crocheted	97 792	383 630	770 746	2 923 090
60012100	Looped pile fabrics of cotton, knitted or crocheted	31 350	92 616	232 331	631 164
60012200	Looped pile fabrics of man made fibres, knitted or crocheted	6 498	27 880	42 699	139 719
60012900	Looped pile fabrics of other than cotton and man-made fibres, knitted or crocheted	862	3 525	2 085	8 047
60019100	Pile fabrics, other than long pile fabrics and looped pile fabric, of cotton, knitted or crocheted	-	648	-	3 442
60019220	Pile fabrics of 100% polyester staple,width?63.5mm but?76.2mm,o.t long&looped pile,use in manufacture of paint rollers	-	25 894	-	3 642
60019290	Pile fabrics, o.t long&looped pile, of man-made fibre, knitted/crocheted, nec in sub heading 6001.92	60 275	179 096	295 412	921 074
60019990	Pile fabric other than long&looped pile, other than of cotton/manmade fibre,other than unbleached/not mercerised	-	425	-	1 581
60024000	Knitted/crocheted fabrics width ?30 cm, containing by weight 5 % or more elastomeric yarn but not rubber thread	2 500	4 538	28 960	78 830
60029000	Knitted/crocheted fabrics width ? 30 cm, other than containing by weight 5%/more elastomeric yarn but not rubber thread	28 992	48 545	49 407	152 063
60032000	Knitted or crocheted fabrics of cotton,of a width not exceeding 30 cm, other than those of heading 60.01 or 60.02	15	4 874	104	44 435
60033000	Knitted/crocheted fabrics of synthetic fibres of a width not exceeding 30 cm,other than those of heading 60.01 or 60.02	254	698	2 982	10 970
60039000	Knitted or crocheted fabrics of a width not exceeding 30 cm,o.t heading 60.01 or 60.02,o.t subheading 6003.10-6003.40	6	6	51	51
60041010	Knitted/crocheted fabric of width>30 cm,contain by weight 5%-20% of elastomeric yarn,not contain rubber thread,o.t 60.01	22 929	129 017	112 418	670 484
60041090	Knitted/crocheted fabric of width>30 cm,o.t cont weight 5%-20% of elastomeric yarn,not cont rubber thread,o.t 60.01	223 520	1 078 984	1 279 709	6 194 542
60049000	Knitted/crocheted fabrics width > 30cm,contain weight ?5%of elastomeric yarn,contain rubber thread,o.t heading 60.01	49 716	152 550	390 207	1 294 757
60052100	Warp knit fabrics(include those made on galloon knitt machines),o.t headings 60.01-60.04 of cotton,unbleached/bleached	27	3 490	551	3 526
60052200	Warp knit fabrics (include those made on galloon knitting machines),other than headings 60.01-60.04, of cotton, dyed	1 110	13 742	28 361	216 673
60053500	Warp knit fabrics specified in Subheading Note 1 to this Chapter, of synthetic fibres	111	201	523	3 613

Tabel 3 : Ekspor Indonesia menurut Komoditi ( Kode HS 8 digit )

April 2019

Kode H S	Uraian golongan barang	Berat bersih (Kg)		Nilai F.O.B. ( U S \$ )	
		Bulan ini	Kumulatif	Bulan ini	Kumulatif
(1)	(2)	(3)	(4)	(5)	(6)
60053610	Knitted swimwear fabrics of polyester&polybutylene terephthalate, polyester predominates by weight,unbleached/bleached	-	659	-	7 940
60053690	Warp knit fabric of synthetic fibre (incl made on galloon knit machine),o.t HS 6005.35.00-6005.36.10,unbleached/bleached	3 892	14 779	25 456	192 326
60053710	Knitted swimwear fabrics of polyester and polybutylene terephthalate in which polyester predominates by weight,dyed	27	91	408	1 505
60053790	Warp knit fabrics of synthetic fibres (include those made on galloon knit machines),o.t HS 6005.35.00-6005.37.10, dyed	33 652	61 975	267 618	531 046
60053890	Warp knit fabric of synthetic fibre (incl made on galloon knit machine),of differ color yarn,o.t HS6005.35.00-6005.38.10	20 096	203 484	52 167	545 426
60053910	Knitted swimwear fabrics of polyester and polybutylene terephthalate in which polyester predominates by weight, printed	-	49	-	800
60053990	Warp knit fabrics of synthetic fibres (include made on galloon knit machine),o.t HS 6005.35.00-6005.39.10, printed	-	76	-	3 750
60054200	Warp knit fabrics (include those made on galloon knitt machines),o.t headings 60.01 to 60.04, of artificial fibres, dyed	-	5 405	-	60 266
60059090	Warp knit fabrics (incl made on galloon knitt machines),o.t head 60.01-60.04,n.e.c. 60.05, o.t of wool/fine animal hair	47 251	127 750	271 058	762 290
60061000	Fabrics; knitted or crocheted fabrics, other than those of headings 60.01 to 60.05, of wool or fine animal hair	7	1 080	42	2 301
60062100	Fabrics; knitted or crocheted fabrics, other than those of headings 60.01 to 60.05, of cotton, unbleached or bleached	8 411	25 254	3 265	76 906
60062200	Fabrics; knitted or crocheted fabrics, other than those of headings 60.01 to 60.05, of cotton, dyed	509 767	1 661 113	3 201 433	10 429 799
60062300	Fabrics; knitted or crocheted fabrics, o.t those of headings 60.01 to 60.05, of cotton, of yarns of different colours	25 649	93 327	119 919	416 818
60062400	Fabrics; knitted or crocheted fabrics, other than those of headings 60.01 to 60.05, of cotton, printed	85 188	223 051	986 783	2 617 239
60063110	Nylon fibre mesh of a kind used as backing material for mosaic tiles, unbleached or bleached	981	2 010	12 012	21 403
60063120	Knitted or crocheted fabrics, elastic (combined with rubber threads) of synthetic fibres, unbleached or bleached	1	12	1	16
60063190	Knitted or crocheted fabrics of synthetic fibres, unbleached or bleached, other than nylon fibres mesh and elastic	68 023	176 650	494 994	1 009 745
60063210	Nylon fibre mesh of a kind used as backing material for mosaic tiles, dyed	99	148	1 891	2 390
60063220	Knitted or crocheted fabrics, elastic (combined with rubber threads) of synthetic fibres, dyed	35	67	661	738
60063290	Knitted or crocheted fabrics of synthetic fibres, dyed, other than nylon fibres mesh and elastic	33 385	310 317	258 619	1 998 018
60063390	Knitted/crocheted fabrics synthetic yarns of different colours,other than elastic (combined with rubber threads)	164 968	624 671	714 542	2 988 811
60063410	Knitted or crocheted fabrics, elastic (combined with rubber threads) of synthetic yarns, printed	-	13 146	-	7 883
60063490	Knitted or crocheted fabrics, of synthetic yarn, other than elastic (combined with rubber threads) yarns, printed	14 697	27 568	12 785	24 826
60064210	Knitted or crocheted fabrics, elastic (combined with rubber threads) of artificial fibres, dyed	-	11 550	-	276 699
60064290	Knitted or crocheted fabrics of artificial fibres, dyed, other than elastic (combined with rubber threads)	7 815	27 775	8 317	55 982
60064490	Knitted or crocheted fabrics of artificial fibres, printed, other than elastic (combined with rubber threads)	0	12	0	44
60069000	Fabrics; knitted or crocheted fabrics, n.e.c. 60.01 to 60.06	111 125	500 501	513 688	2 382 355
61012000	Men/boys' over/car-coat,cape,wind-cheater/jacket & similar,knitted/crocheted,oth heading 61.03,of cotton	107 033	368 095	1 592 736	5 128 337
61013000	Men/boys' over/car-coat,cape,wind-cheater/jacket & similar,knitted/crocheted,oth heading 61.03,of man-made fibres	96 185	222 254	1 829 917	4 296 389
61019000	Men/boys' over/car-coat,cape,wind-cheater/jacket & similar,knitted/crocheted,oth heading 61.03,of oth textile material	75 091	773 728	3 319 494	18 019 663

Tabel 3 : Ekspor Indonesia menurut Komoditi ( Kode HS 8 digit )

April 2019

Kode H S	Uraian golongan barang	Berat bersih (Kg)		Nilai F.O.B. ( U S \$ )	
		Bulan ini	Kumulatif	Bulan ini	Kumulatif
(1)	(2)	(3)	(4)	(5)	(6)
61021000	Women/girl over/car-coat,cape,wind-cheater/jacket &similar,knitted/crocheted,oth heading 61.04,of wool/fine animal hair	11 339	91 637	724 777	3 506 074
61022000	Women/girl over/car-coat,cape,wind-cheater/jacket &similar,knitted/crocheted,oth heading 61.04,of cotton	165 756	859 335	2 553 171	14 986 899
61023000	Women/girl over/car-coat,cape,wind-cheater/jacket &similar,knitted/crocheted,oth heading 61.04,of man-made fibres	67 356	257 983	1 389 516	5 422 071
61029000	Women/girl over/car-coat,cape,wind-cheater/jacket &similar,knitted/crocheted,oth heading 61.04,of oth textile material	2 332	58 761	109 298	1 401 087
61031000	Men's/boys' suits, knitted/crocheted	267 497	2 557 757	5 418 995	52 196 959
61032200	Men's/boys' ensembles knitted/crocheted, of cotton	4 785	13 624	102 828	329 143
61032300	Men's/boys' ensembles knitted/crocheted,of synthetic fibres	27 256	129 536	404 755	2 089 581
61032900	Men's/boys' ensembles knitted/crocheted,of other textilematerials	41 445	218 257	826 348	5 315 630
61033100	Men's/boys' jackets & blazers,knitted/crocheted, of wool/fine animal hair	-	12	-	153
61033200	Men's/boys' jackets & blazers,knitted/crocheted, of cotton	39 453	80 036	582 565	1 158 246
61033300	Men's/boys' jackets & blazers,knitted/crocheted,of synteticfibres	44 997	156 944	997 354	3 108 684
61033910	Men's/boys' jackets & blazers,knitted/crocheted, of ramie,linen or silk	10	4 296	549	117 620
61033990	Men's/boys' jacket&blazer,knitted/crocheted,of oth materialpos head 6103.	50 084	249 869	1 144 364	4 194 541
61034200	Men's/boys' trouser,bib & brace overall,breeche & short,knitted/crocheted,of cotton	517 846	2 576 826	8 068 511	35 378 758
61034300	Men's/boys' trouser,bib & brace overall,breeche & short,knitted/crocheted,of synthetic fibres	139 478	834 201	3 737 239	18 379 200
61034900	Men's/boys' trouser,bib & brace overall,breeche & short,knitted/crocheted,of other textile materials	82 710	553 857	2 076 871	12 659 343
61041300	Women's or girls' suits,knitted or crocheted, of syntheticfibres	17 117	83 245	300 192	1 647 981
61041920	Women's or girls' suits,knitted or crocheted, of cotton	195 791	214 616	3 025 804	3 406 891
61041990	Women's or girls' suits,knitted/crocheted,of other textilematerials	43 375	477 634	220 672	3 727 044
61042200	Women's/girls' ensembles,knitted or crocheted, of cotton	3 732	5 700	15 979	28 351
61042300	Women's/girls' ensembles,knitted or crocheted, of syntheticfibres	71	1 838	1 562	12 739
61042900	Women's/girls' ensembles,knitted or crocheted, of othertextile materials	271	2 215	43 656	220 142
61043200	Women's/girls' jackets & blazers,knitted or crocheted, of cotton	61 944	244 892	1 549 955	7 885 131
61043300	Women's/girls' jackets & blazers,knitted or crocheted, of synthetic fibres	23 099	113 194	588 781	2 963 835
61043900	Women's/girls' jackets & blazers,knitted or crocheted, of other textile materials	20 256	91 950	559 511	2 530 390
61044100	Women's/girls' dresses,knitted or crocheted,of wool or fineanimal hair	5 819	16 945	185 065	614 814
61044200	Women's/girls' dresses,knitted or crocheted, of cotton	222 209	1 003 307	4 402 680	19 685 767
61044300	Women's/girls' dresses,knitted or crocheted, of syntheticfibres	229 601	1 460 646	5 346 260	29 948 308
61044400	Women's/girls' dresses,knitted or crocheted, of artificial fibres	66 635	380 423	1 289 278	7 085 294
61044900	Women's/girls' dresses,knitted or crocheted, of other textile materials	558 845	3 012 369	4 804 452	30 178 705
61045100	Women's/girls' skrits & devided skrits,knitted/crocheted, of wool or fine animal hair	-	833	-	34 455
61045200	Women's/girls' skrits & devided skrits,knitted/crocheted, of cotton	109 922	418 411	2 985 182	8 601 964
61045300	Women's/girls' skrits & devided skrits,knitted/crocheted, of synthetic fibres	147 870	326 227	2 506 073	5 575 592
61045900	Women's/girls' skrits & devided skrits,knitted/crocheted, of other textile materials	40 113	213 507	699 623	3 189 180
61046100	Women's/girls' trouser,bib & brace overall,breeches& short,knitted/crocheted,of wool or fine animal hair	-	15 304	-	249 364

Tabel 3 : Ekspor Indonesia menurut Komoditi ( Kode HS 8 digit )

April 2019

Kode H S	Uraian golongan barang	Berat bersih (Kg)		Nilai F.O.B. ( U S \$ )	
		Bulan ini	Kumulatif	Bulan ini	Kumulatif
(1)	(2)	(3)	(4)	(5)	(6)
61046200	Women's/girls' trouser,bib & brace overall,breeches& short,knitted/crocheted,of cotton	1 521 015	6 310 694	28 127 363	111 536 492
61046300	Women's/girls' trouser,bib & brace overall,breeches& short,knitted/crocheted,of synthetic fibres	585 356	2 361 091	13 732 553	51 269 371
61046900	Women's/girls' trouser,bib & brace overall,breeches& short,knitted/crocheted,of other textile materials	300 704	1 786 916	6 596 520	37 001 405
61051000	Men's or boys' shirts, knitted or crocheted, of cotton	444 206	1 174 390	6 421 705	20 041 494
61052010	Men's or boys' shirts, knitted or crocheted, of syntheticfibres	230 412	695 142	5 203 747	18 149 719
61052020	Men's or boys' shirts, knitted or crocheted, of artificialfibres	10 751	128 821	233 289	3 568 712
61059000	Men's or boys' shirts, knitted or crocheted, of othertextile materials	133 175	583 847	1 911 804	9 927 343
61061000	Women's or girls' blouses, shirts & shirt-blouses, knitted/crocheted, of cotton	367 150	1 411 968	5 196 995	20 966 033
61062000	Women's or girls' blouses, shirts & shirt-blouses, knitted/crocheted, of man-made fibres	150 870	594 318	3 552 602	12 025 502
61069000	Women's or girls' blouses, shirts & shirt-blouses, knitted/crocheted, of other textile materials	141 222	629 646	2 186 511	11 277 144
61071100	Men's or boys' underpants and briefs, knitted or crocheted,of cotton	41 401	217 853	496 937	3 872 242
61071200	Men's or boys' underpants and briefs, knitted or crocheted,of man-made fibres	80 409	244 556	1 810 350	6 081 930
61071900	Men's or boys' underpants and briefs, knitted or crocheted,of other textile materials	5 965	73 810	238 976	2 213 250
61072100	Men's or boys' nightshirts & pyjamas,knitted or crocheted,of cotton	12 459	36 365	242 400	665 842
61072200	Men's or boys' nightshirts & pyjamas,knitted or crocheted,of man-made fibres	374	374	12 625	12 625
61072900	Men's or boys' nightshirts & pyjamas,knitted or crocheted,of other textile materials	24	109	638	3 258
61079100	Men's or boys' bathrobes,dressing gowns & similar articles,knitted or crocheted, of cotton	45 434	239 352	301 284	1 491 391
61079900	Men's or boys' bathrobes,dressing gowns & similar articles,knitted or crocheted, of other textile materials	8 220	18 210	115 238	301 200
61081100	Women's or girls' slips and petticoats,knitted/crocheted,of man-made fibres	389	64 702	72 011	1 190 090
61081930	Women's or girls' slips and petticoats,knitted/crocheted,of cotton	4 106	20 742	112 852	591 834
61081940	Women's or girls' slips and petticoats,knitted/crocheted,of silk	-	39	-	495
61081990	Women's or girls' slips and petticoats,knitted/crocheted,of other textile materials	83 426	421 145	784 781	3 275 466
61082100	Women's or girls' briefs and panties,knitted/crocheted,of cotton	39 107	221 776	1 286 018	6 948 224
61082200	Women's or girls' briefs and panties,knitted/crocheted,of man-made fibres	129 956	497 217	5 914 178	23 653 551
61082900	Women's or girls' briefs and panties,knitted/crocheted,of other textile materials	54 987	214 710	1 460 205	5 746 468
61083100	Women's or girls' nightdresses & pyjamas,knitted/crocheted,of cotton	28 045	210 247	952 336	6 155 348
61083200	Women's or girls' nightdresses & pyjamas,knitted/crocheted,of man-made fibres	6 612	86 293	257 502	1 875 564
61083900	Women's or girls' nightdresses & pyjamas,knitted/crocheted,of other textile materials	7 020	54 198	89 819	1 077 421
61089100	Women's/girls' negligees,bathrobe,dressing gown & similararticles,knitted/crocheted,of cotton	22 308	233 800	250 899	3 832 061
61089200	Women's/girls' negligees,bathrobe,dressing gown & similararticles,knitted/crocheted, of man-made fibres	10 949	29 235	187 673	911 586
61089900	Women's/girls' negligees,bathrobe,dressing gown & similararticles,knitted/crocheted,of other textile materials	771	1 098	27 616	40 987
61091010	T-shirts,singlets and other vests,knitted or crocheted,ofcotton, for men or boys	1 064 795	5 071 107	9 589 701	48 402 969
61091020	T-shirts,singlets and other vests,knitted or crocheted,ofcotton, for women or girls	669 152	2 347 102	11 034 293	46 814 402
61099010	T-shirts,singlets and other vests,knitted or crocheted, formen or boys, of ramie, linen or silk	94 879	705 849	1 281 143	11 879 119

Tabel 3 : Ekspor Indonesia menurut Komoditi ( Kode HS 8 digit )

April 2019

Kode H S	Uraian golongan barang	Berat bersih (Kg)		Nilai F.O.B. ( U S \$ )	
		Bulan ini	Kumulatif	Bulan ini	Kumulatif
(1)	(2)	(3)	(4)	(5)	(6)
61099020	T-shirts,singlets and other vests,knitted or crocheted, for men or boys, of other textile materials	286 259	1 324 977	5 087 313	29 114 061
61099030	T-shirts,singlets and other vests,knitted or crocheted, for women or girls, of other textile materials	453 644	1 945 895	7 962 439	33 005 982
61101100	Jerseys,pullovers,cardigans,waistcoats & similar articles,knitted or crocheted, of wool	22 050	23 465	989 118	1 065 577
61101200	Jerseys,pullovers,cardigans,waistcoats & similar articles,knitted or crocheted, of Kashmir (cashmere) goats	272	275	4 139	6 880
61101900	Jerseys,pullovers,cardigans,waistcoats & similar articles,knitted or crocheted, of other fine animal hair	36 086	182 664	397 636	2 318 739
61102000	Jerseys,pullovers,cardigans,waistcoats & similar articles,of cotton	1 710 235	7 439 458	31 516 793	135 240 088
61103000	Jerseys,pullovers,cardigans,waistcoats & similar articles,of man-made fibres	431 262	2 763 284	9 830 236	56 190 559
61109000	Jerseys,pullovers,cardigans,waistcoats & similar articles,of other textile materials	467 972	1 499 824	8 884 996	30 898 715
61112000	Babies' garments and clothing accessories, knitted or crocheted, of cotton	308 465	1 424 936	6 434 188	26 021 021
61113000	Babies' garments and clothing accessories, knitted or crocheted, of synthetic fibres	40 707	247 460	1 240 911	7 428 084
61119010	Babies' garments and clothing accessories, knitted or crocheted, of wool or fine animal hair	2 214	11 814	16 290	107 119
61119090	Babies' garments and clothing accessories, knitted or crocheted, of other textile materials	71 215	356 804	503 460	2 509 102
61121100	Track suits, knitted or crocheted, of cotton	1 873	18 103	38 808	462 229
61121200	Track suits, knitted or crocheted, of synthetic fibres	8 690	87 876	210 337	1 604 663
61121900	Track suits, knitted or crocheted, of other textile materials	6 539	22 989	168 266	379 362
61122000	Ski suits, knitted or crocheted	-	431	-	6 316
61123100	Men's or boys' swimwear, knitted or crocheted, of synthetic fibres	1 342	15 429	52 511	544 535
61123900	Men's or boys' swimwear, knitted or crocheted, of other textile materials	15 499	268 713	206 693	6 987 457
61124110	Mastectomy Swimwear (post breast surgery swimwear), of synthetic fibres	51 473	484 002	1 473 937	12 702 931
61124190	Other women's or girls' swimwear, of synthetic fibres	198 124	1 036 153	5 867 215	31 177 844
61124910	Mastectomy Swimwear (post breast surgery swimwear), of other textile materials	-	90	-	8 703
61124990	Other women's or girls' swimwear, of other textile materials	5 143	54 336	268 139	2 295 317
61130010	Divers' suit (wetsuit), made up of knitted/crocheted fabric of heading 59.03, 59.06 or 59.07	191	393	8 924	13 727
61130030	Garments used for protection from fire, made up of knitted/crocheted fabrics of heading 59.03, 59.06 or 59.07	-	3	-	107
61130040	Other protective work garments, made up of knitted/crocheted fabrics of heading 59.03, 59.06 or 59.07	1	4	19	52
61130090	Other garments, made up of knitted or crocheted fabrics of heading 59.03, 59.06 or 59.07	3 362	403 567	26 429	2 378 679
61142000	Garments; of cotton, knitted or crocheted, n.e.c. in chapter 61	44 874	266 758	841 489	3 606 401
61143020	Garments used for protection from fire of man-made fibres, knitted or crocheted	16 809	52 910	390 959	1 268 997
61143090	Other garments, knitted or crocheted, of man-made fibres	59 400	404 371	954 535	7 608 217
61149010	Other garments, knitted or crocheted, of wool or fine animal hair	955	955	11 519	11 519
61149090	Other garments, knitted/crocheted, of other textile materials (excl. wool or fine animal hair)	33 590	155 979	259 809	1 625 782
61151090	Other graduated compression hosiery, exc stockings for varicose veins, of synthetic fibres, knitted or crocheted	482	641	15 867	17 150
61152100	Hosiery; panty hose and tights (other than graduated compression hosiery), of synthetic fibres, measuring per single yarn less than 67 decitex, knitted or crocheted	-	366	-	16 436
61152200	Hosiery; panty hose and tights (other than graduated compression hosiery), of synthetic fibres, measuring per single yarn 67 decitex or more, knitted or crocheted	-	3 438	-	103 249
61152910	Other panty hose and tights, knitted/crocheted, of cotton	169 650	863 311	2 260 526	11 366 201
61152990	Other panty hose and tights, knitted/crocheted, of other textile material (excl. cotton)	2 572	7 991	21 280	80 263



Tabel 3 : Ekspor Indonesia menurut Komoditi ( Kode HS 8 digit )

April 2019

Kode H S	Uraian golongan barang	Berat bersih (Kg)		Nilai F.O.B. ( U S \$ )	
		Bulan ini	Kumulatif	Bulan ini	Kumulatif
(1)	(2)	(3)	(4)	(5)	(6)
61153090	Oth women full-length/knee-length hosiery, knitted/crochete, measuring per single yarn < 67 decitex, of oth textile material	138	1 074	2 831	4 048
61159400	Footwear without applied soles , knitted/crocheted of wool or fine animal hair	-	23	-	120
61159500	Footwear without applied soles, knitted/crocheted of cotton measure per single yarn >= 67 decitex, of cotton	366 710	2 131 698	4 170 897	24 662 303
61159600	Footwear without applied soles , knitted/crocheted of synthetic fibres	15 873	128 315	399 701	2 526 792
61159900	Footwear without applied soles , knitted/crocheted of oth textile materials	30 067	141 848	401 078	2 156 452
61161010	Divers' gloves, knitted or crocheted, Impregnated, coated or covered with plastics or rubber	33 403	178 761	196 346	1 040 752
61161090	Other gloves, mittens and mitts, knitted or crocheted, impregnated, coated or covered with plastics or rubber	9 876	63 368	674 969	3 442 333
61169100	Glove, mitten & mitt, knitted/crocheted, not impregnated & coated/covered with plastics or rubber, of wool/fine animal hair	1	467	9	10 845
61169200	Glove, mitten & mitt, knitted/crocheted, not impregnated & coated/covered with plastics or rubber, of cotton	12 057	78 516	41 321	293 033
61169300	Glove, mitten & mitt, knitted/crocheted, not impregnated & coated/covered with plastics or rubber, of synthetic fibres	100 809	551 848	5 006 405	18 026 374
61169900	Glove, mitten & mitt, knitted/crocheted, not impregnated & coated/covered with plastics or rubber, of textile materials	796 594	2 828 292	1 406 338	5 397 154
61171010	Shawls, scarves, mufflers, mantillas, veils & the like, knitted/crocheted, of cotton	1 868	6 169	15 213	57 267
61171090	Shawls, scarves, mufflers, mantillas, veils & the like, knitted/crocheted, of other textile materials	24 073	60 307	72 177	576 643
61178011	Ties, bow ties & cravats, knitted/crocheted, of wool or fine animal hair	50	50	1 423	1 423
61178019	Ties, bow ties & cravats, knitted/crocheted, of other textile materials	1 292	5 453	191 762	894 799
61178020	Wrist bands, knee bands or ankle bands, knitted/crocheted	464	1 235	18 231	48 814
61178090	Other made up clothing accessories, knitted or crocheted	19 723	71 876	176 984	756 042
61179000	Parts of garments or of clothing accessories, knitted or crocheted	20	999	1 098	24 640
62011100	Men/boys' overcoat, raincoat, car-coat, cape, cloak & similar articles, oth those of heading 62.03, of wool/fine animal hair	15 829	31 760	1 443 672	2 070 024
62011200	Men/boys' overcoat, raincoat, car-coat, cape, cloak & similar articles, oth those of heading 62.03, of cotton	15 423	46 011	472 677	1 389 685
62011300	Men/boys' overcoat, raincoat, car-coat, cape, cloak & similar articles, oth those of heading 62.03, of man-made fibres	118 093	405 343	5 762 161	17 021 490
62011910	Men/boys' overcoat, raincoat, car-coat, cape, cloak & similar articles, oth those of heading 62.03, of silk	-	7 348	-	422 650
62011920	Men/boys' overcoat, raincoat, car-coat, cape, cloak & similar articles, oth those of heading 62.03, of ramie	-	5	-	1 050
62011990	Men/boys' overcoat, raincoat, car-coat, cape, cloak & similar articles, oth those of heading 62.03, of oth textile material	201 693	784 427	8 460 268	34 565 843
62019100	Men/boys' anorak (incl ski-jacket), wind-cheater, wind-jacket & similar articles, oth head 62.03, of wool/fine hair animal	80	493	6 639	46 409
62019200	Men/boys' anorak (incl ski-jacket), wind-cheater, wind-jacket & similar articles, oth head 62.03, of cotton	335 736	769 414	2 142 243	5 790 570
62019300	Men/boys' anorak (incl ski-jacket), wind-cheater, wind-jacket & similar articles, oth head 62.03, of man-made fibres	105 503	409 920	4 499 745	16 108 024
62019990	Men/boys' anorak (incl ski-jacket), wind-cheater, wind-jacket & similar articles, oth head 62.03, of other textile material	32 120	62 645	1 100 065	2 600 170

Tabel 3 : Ekspor Indonesia menurut Komoditi ( Kode HS 8 digit )

April 2019

Kode H S	Uraian golongan barang	Berat bersih (Kg)		Nilai F.O.B. ( U S \$ )	
		Bulan ini	Kumulatif	Bulan ini	Kumulatif
(1)	(2)	(3)	(4)	(5)	(6)
62021100	Women/girls' overcoat, raincoat, car-coat, cape, cloak&similararticles, oth those of heading 62.04, of wool/fine animal hair	77	77	5 538	5 538
62021200	Women/girls' overcoat, raincoat, car-coat, cape, cloak&similararticles, oth those of heading 62.04, of cotton	431	87 971	3 669	1 373 851
62021300	Women/girls' overcoat, raincoat, car-coat, cape, cloak&similararticles, oth those of heading 62.04, of man-made fibres	151 527	349 740	2 154 735	8 985 322
62021910	Women/girls' overcoat, raincoat, car-coat, cape, cloak&similararticles, oth those of heading 62.04, of silk	-	39	-	50 732
62021920	Women/girls' overcoat, raincoat, car-coat, cape, cloak&similararticles, oth those of heading 62.04, of ramie	-	7 191	-	94 722
62021990	Women/girls' overcoat, raincoat, car-coat, cape, cloak&similararticles, oth those of heading 62.04, of oth textile material	31 257	162 431	723 112	3 618 889
62029200	Women/girls' anorak (incl ski-jacket),wind-cheater&jacket,& similar articles,oth head 62.04, of cotton	7 658	60 800	146 964	1 355 608
62029300	Women/girls' anorak (incl ski-jacket),wind-cheater&jacket,& similar articles,oth head 62.04, of man-made fibres	149 886	517 968	2 810 732	11 455 288
62029990	Women/girls' anorak (incl ski-jacket),wind-cheater&jacket,& similar articles,oth head 62.04,of other textile material	781	50 691	25 489	527 745
62031100	Men's or boys' suits, of wool or fine animal hair	88 582	297 268	2 064 430	7 787 678
62031200	Men's or boys' suits, of synthetic fibres	46 997	307 559	495 297	3 361 861
62031911	Men's or boys' suits, of cotton, printed by traditional batik process	4 934	11 847	94 025	260 853
62031919	Men's or boys' suits,of cotton, not printed by traditional batik process	7 126	22 494	267 825	887 334
62031929	Men's or boys' suits,of silk, not printed by traditional batik process	20	20	277	277
62031990	Men's or boys' suits,of other textile material (exc. cotton& silk)	137 626	521 215	2 254 000	12 613 094
62032290	Men's or boys' ensemble, of cotton, not printed by traditional batik process	6 025	6 122	226 907	231 016
62032300	Men's or boys' ensemble, of synthetic fibres	-	14 927	-	120 147
62032990	Men's or boys' ensemble, of other textile materials exc. wool or fine animal hair	2 234	17 354	2 554	309 045
62033100	Men's or boys' jackets & blazers, of wool/fine animal hair	53 559	278 941	736 563	5 934 715
62033210	Men's or boys' jackets & blazers, of cotton, printed by traditional batik process	-	18	-	1 368
62033290	Men's or boys' jackets & blazers, of cotton,not printed by traditional batik process	84 575	348 221	1 973 207	7 444 814
62033300	Men's or boys' jackets & blazers, of synthetic fibres	151 745	740 775	2 339 466	12 076 904
62033900	Men's or boys' jackets & blazers,of other textile materialsexc.wool/fine animal hair,cotton&synthetic fibres	182 232	555 784	8 893 202	24 842 342
62034100	Men's or boys' trouser,bib & brace overall,breeche & short(oth swimwear) of wool/fine animal hair	14 058	64 457	726 936	3 143 961
62034210	Men's or boys' bibs & brace overalls, of cotton	4 551	30 150	363 430	1 886 318
62034290	Men's or boys' trousers, breeches & shorts (oth swimwear),of cotton	1 696 170	5 153 282	25 896 244	93 677 774
62034300	Men's or boys' trouser,bib & brace overall,breeche & shorts(oth swimwear), of synthetic fibres	553 513	3 361 030	14 024 620	71 936 035
62034910	Men's or boys' trouser,bib & brace overall,breeche & shorts(oth swimwear), of silk	16 846	128 523	694 902	5 014 626
62034990	Men's or boys' trouser,bib & brace overall,breeche & shorts(oth swimwear) of other textile materials except silk	319 652	1 783 050	2 653 864	18 338 710
62041100	Women's or girls' suits, of wool or fine animal hair	21 231	23 128	456 412	511 012
62041210	Women's or girls' suits, of cotton, printed by traditional batik process	1	2	78	102
62041290	Women's or girls' suits, of cotton, not printed bytraditional batik process	71 099	615 970	1 275 385	6 284 570
62041300	Women's or girls' suits, of synthetic fibres	59 582	242 570	910 081	4 181 868
62041911	Women's or girls' suits, of silk, printed by traditional batik process	1	1	35	35
62041919	Women's or girls' suits, of silk,not printed by traditional batik process	660	4 921	15 043	129 402
62041990	Women's or girls' suits, of other textile materials exceptsilk	53 483	276 399	1 086 185	6 493 069
62042100	Women's or girls' ensembles, of wool or fine animal hair	256	674	3 223	9 277

Tabel 3 : Ekspor Indonesia menurut Komoditi ( Kode HS 8 digit )

April 2019

Kode H S	Uraian golongan barang	Berat bersih (Kg)		Nilai F.O.B. ( U S \$ )	
		Bulan ini	Kumulatif	Bulan ini	Kumulatif
(1)	(2)	(3)	(4)	(5)	(6)
62042290	Women's or girls' ensembles,of cottons, not printed by traditional batik process	1 399	1 588	17 797	24 494
62042300	Women's or girls' ensembles, of synthetic fibres	451	884	5 455	25 452
62042990	Women's or girls' ensembles, of other textile material sexcept silk	16 074	22 956	1 116 660	1 524 617
62043100	Women's or girls' jackets and blazers,of wool/fine animal hair	9 975	43 276	411 994	1 766 084
62043210	Women's or girls' jackets and blazers,of cotton, printed by traditional batik process	11	21	280	1 194
62043290	Women's or girls' jackets and blazers,of cotton,not printed by traditional batik process	27 525	146 598	631 309	4 111 001
62043300	Women's or girls' jackets and blazers,of synthetic fibres	59 857	301 984	1 555 365	8 188 787
62043911	Women's or girls' jackets and blazers,of silk, printed by traditional batik process	-	570	-	21 326
62043919	Women's or girls' jackets and blazers,of silk,not printed by traditional batik process	17	9 890	156	68 318
62043990	Women's or girls' jackets and blazers,of other textile materials except silk	16 710	65 875	552 919	2 404 772
62044100	Women's or girls' dresses, of wool or fine animal hair	1 231	1 363	98 281	104 738
62044210	Women's or girls' dresses, of cotton,printed by traditional batik process	2 233	16 730	70 034	488 494
62044290	Women's or girls' dresses, of cotton, not printed by traditional batik process	233 792	1 562 198	6 003 288	33 516 823
62044300	Women's or girls' dresses, of synthetic fibres	641 155	2 111 388	20 332 735	71 407 139
62044400	Women's or girls' dresses, of artifisial fibres	160 053	1 005 906	3 549 770	23 489 251
62044910	Women's or girls' dresses,of other textile material,printed by traditional batik process	2 574	14 370	146 353	691 464
62044990	Women's or girls' dresses, of other textile material, notprinted by traditional batik process	223 426	990 385	4 216 730	19 541 814
62045100	Women's or girls' skirts and divided skirts,of wool or fineanimal hair	3 919	12 607	193 109	637 678
62045210	Women's or girls' skirts and divided skirts, of cotton,printed by traditional batik process	-	220	-	4 879
62045290	Women's or girls' skirts and divided skirts, of cotton, notprinted by traditional batik process	81 556	357 120	1 845 215	8 309 129
62045300	Women's or girls' skirts and divided skirts,of syntheticfibres	96 164	392 254	2 029 552	7 305 821
62045910	Women's or girls' skirts and divided skirts,of oth textilematerials, printed by traditional batik process	276	629	15 691	36 653
62045990	Women's or girls' skirts and divided skirts,of oth textilematerials,not printed by traditional batik process	72 789	539 477	1 085 500	7 612 472
62046100	Women's/girls' trouser,bib & brace overall,breeche & short,(oth swimwear), of wool or fine animal hair	5 586	14 374	264 844	696 404
62046200	Women's/girls' trouser,bib & brace overall,breeche & short,(oth swimwear), of cotton	818 371	5 274 157	14 154 149	96 939 210
62046300	Women's/girls' trouser,bib & brace overall,breeche & short,(oth swimwear), of synthetic fibres	653 890	2 929 277	13 084 277	57 821 588
62046900	Women's/girls' trouser,bib & brace overall,breeche & short,(oth swimwear), of other textile materials	358 826	1 901 010	6 392 161	34 948 741
62052010	Men's or boys' shirts, of cotton, printed by traditional batik process	18 285	81 311	625 149	2 660 750
62052020	Men's or boys' shirts, of cotton, barong tagalog	34 777	69 257	1 091 609	2 236 772
62052090	Men's or boys' shirts,of cotton,not printed by traditional batik process or barong tagalog	817 145	4 065 111	23 465 434	113 410 559
62053010	Men's or boys' shirts, of man-made fibres, barong tagalog	8 871	61 639	305 370	2 218 292
62053090	Men's or boys' shirts, of man-made fibres,other than barong tagalog	342 377	1 793 832	6 516 962	30 116 331
62059010	Men's or boys' shirts, of wool or fine animal hair	1	39 390	179	1 071 516
62059091	Men's/boys' shirts,of oth textile materials exc wool/fineanimal hair, printed by traditional batik process	204	29 951	8 061	859 581
62059092	Men's/boys' shirts,of oth textile materials exc wool/fineanimal hair,barong tagalog	-	2	-	31
62059099	Men/boy shirt,of oth textile material exc wool/fine animalhair,not printed by traditional batik process/barong tagalog	56 792	450 273	778 967	9 864 783
62061010	Women's or girls' blouses,shirts and shirt-blouses,of silk/silk waste, printed by traditional batik process	640	4 136	9 739	83 929

Tabel 3 : Ekspor Indonesia menurut Komoditi ( Kode HS 8 digit )

April 2019

Kode H S	Uraian golongan barang	Berat bersih (Kg)		Nilai F.O.B. ( U S \$ )	
		Bulan ini	Kumulatif	Bulan ini	Kumulatif
(1)	(2)	(3)	(4)	(5)	(6)
62061090	Women's or girls' blouses,shirts and shirt-blouses,of silk/silk waste,not printed by traditional batik process	72	3 031	21 975	103 557
62062000	Women's or girls' blouses,shirts and shirt-blouses,of wool fine animal hair	-	249	-	6 970
62063010	Women's or girls' blouses,shirts & shirt-blouses,of cotton,printed by traditional batik process	8 237	129 208	311 392	4 650 563
62063090	Women's or girls' blouses,shirts & shirt-blouses,of cotton,not printed by traditional batik process	211 223	942 603	7 124 244	32 777 997
62064000	Women's or girls' blouses,shirts & shirt-blouses,of man-made fibres	1 162 866	6 143 153	33 159 204	181 224 676
62069000	Women's or girls' blouses,shirts & shirt-blouses,of othertextile materials	140 068	661 609	3 753 786	21 905 230
62071100	Men's or boys' underpants and briefs, of cotton	119 480	374 717	2 159 798	6 944 205
62071900	Men's or boys' underpants and briefs, of other textile materials	2 703	10 928	46 276	224 746
62072110	Men's or boys' nightshirts and pyjamas, of cotton, printed by traditional batik process	3	15	281	737
62072190	Men's or boys' nightshirts and pyjamas, of cotton, notprinted by traditional batik process	25 959	149 348	397 163	2 382 237
62072200	Men's or boys' nightshirts and pyjamas, of man-madefibres	2 668	3 093	20 584	31 941
62072910	Men's or boys' nightshirts and pyjamas, of silk	4	4	150	150
62072990	Men's or boys' nightshirt & pyjamas,of oth textile materialexc silk/cotton/man-made fibres	3 068	4 995	19 043	39 119
62079100	Men's or boys' singlet & oth vest,bathrobe,dressing gown &similar articles, of cotton	140 403	159 351	336 420	861 360
62079910	Men's or boys' singlet & oth vest,bathrobe,dressing gown &similar articles, of man-made fibres	27 508	43 947	43 475	494 548
62079990	Men/boy singlet&oth vest,bathrobe,dressing gown&similar,of oth textile materials exc cotton/silk/man-made fibres	105 744	418 758	601 960	2 552 037
62081100	Women's or girls' slips and petticoats, of man-made fibres	66 732	375 353	1 550 883	8 398 120
62081900	Women's or girls' slips and petticoats, of other textilematerials	71 206	213 083	569 792	1 522 591
62082110	Women's or girls' nightdresses & pyjamas,of cotton,printedby traditional batik process	162	198	2 548	3 157
62082190	Women's or girls' nightdresses & pyjamas,of cotton, notprinted by traditional batik process	11 719	47 713	360 874	1 609 868
62082200	Women's or girls' nightdresses and pyjamas,of man-madefibres	32 289	178 908	1 043 316	6 449 383
62082910	Women's or girls' nightdresses and pyjamas,of other textilematerials, printed by traditional batik process	-	1 417	-	15 513
62082990	Women's or girls' nightdresses and pyjamas,of other textilematerials,not printed by traditional batik process	18 355	73 295	229 257	797 506
62089110	Women/girl singlet&oth vest,brief,panty,neglige,bathrobe,&similar,of cotton,printed by traditional batik process	90	233	3 859	9 989
62089190	Women/girl singlet&oth vest,brief,panty,neglige,bathrobe,&similar,of cotton,not printed by traditional batik process	2 773	19 726	55 910	596 028
62089210	Women/girl singlet&oth vest,brief,panty,neglige,bathrobe,&similar,of man-made fibres,printed by traditional batik	-	1	-	29
62089290	Women/girl singlet&oth vest,brief,panty,neglige,bathrobe,&similar,of man-made fibres,not printed by traditional batik	17 980	77 627	962 935	4 148 802
62089910	Women/girl singlet&oth vest,brief,panty,neglige,bathrobe,&similar,of wool/fine animal hair	28	241	1 196	9 851
62089990	Women/girl singlet&oth vest,brief,panty,neglige,bathrobe,&similar,of oth textile materials exc wool/fine animal hair	5 674	36 842	113 207	648 513
62092030	Babies's t-shirts, shirts, pyjamas and similar articles, ofcotton	139 032	679 207	863 414	4 872 785
62092040	Babies's suits, pants and similar articles, of cotton	57 332	207 043	878 101	3 057 560
62092090	Other babies's garment & clothing accessories (exc t-shirt,shirt,pyjama,suit,pant&similar articles),of cotton	33 679	130 166	1 060 045	3 325 458
62093010	Babies's suits, pants and similar articles, of synthetic fibres	26 750	52 393	317 176	951 872

Tabel 3 : Ekspor Indonesia menurut Komoditi ( Kode HS 8 digit )

April 2019

Kode H S	Uraian golongan barang	Berat bersih (Kg)		Nilai F.O.B. ( U S \$ )	
		Bulan ini	Kumulatif	Bulan ini	Kumulatif
(1)	(2)	(3)	(4)	(5)	(6)
62093030	Babies's t-shirts, shirts, pyjamas and similar articles, of synthetic fibres	18 158	81 113	545 048	1 975 023
62093040	Babies's clothing accessories of synthetic fibres	9	101	92	938
62093090	Other babies's garment & clothing accessories (exc t-shirt, shirt, pyjama, suit, pant & similar articles), of synthetic fibres	3 418	33 990	30 098	889 724
62099000	Babies' garments and clothing accessories, of other textile materials	19 749	139 115	420 950	1 507 966
62101011	Garments used for protection from chemical substances, radiation or fire, of fabrics of heading 56.02 or 56.03	26	921	581	28 943
62101019	Other protective work garment (exc used for protection from chemical substance, radiation/fire), of fabric head 5602/5603	-	209	-	7 644
62101090	Garments of fabrics of heading 56.02 or 56.03, other than protective work garments	111 653	354 642	1 139 205	3 811 992
62102030	Garment use for protect from chemical substance/radiation of the type described in subheadings 6201.11 to 6201.19	-	100	-	8 642
62102090	Other garments, of the type described in subheadings 6201.11 to 6201.19, exc protective work garments	14 880	93 061	119 713	698 278
62103090	Other garments, of the type described in subheadings 6202.11 to 6202.19, exc protective work garments	-	30	-	443
62104010	Men's or boys' garments, used for protection from fire	2 501	6 148	128 985	288 674
62104020	Men's or boys' garments, used for protection from chemicals substances or radiation	15 320	15 320	208 865	208 865
62104090	Other men's or boys' protective work garments (exc used for protection from fire/chemical substances/radiation)	5 997	21 319	150 980	980 271
62105010	Women's or girls' garments, used for protection from fire	47 500	357 545	419 189	2 794 717
62105090	Other women's or girls' protective work garments (exc used for protection from fire/chemical substances/radiation)	252 622	1 179 301	6 012 628	27 251 146
62111100	Men's or boys' swimwear	13 513	198 676	387 566	5 812 711
62111200	Women's or girls' swimwear	40 535	141 355	1 591 929	5 865 658
62112000	Ski suits	181	1 256	9 658	32 075
62113210	Garments for fencing or wrestling, of cotton, men's or boy's	-	1	-	20
62113290	Other garments exc for fencing/wrestling/pilgrimage robes (ehram), men's or boy's	16 846	115 792	290 191	1 798 825
62113310	Garments for fencing or wrestling, of man-made fibres, men's or boy's	240	53 698	9 069	1 296 709
62113330	Garments used for protection from chemical substances or radiation, of man-made fibres, men's or boy's	9	9	26	26
62113390	Other garments, of man-made fibres, men's/boys', exc use for protection from fire/chemical/radiation/for fencing/wrestling	145 430	980 959	1 551 977	12 675 993
62113910	Garments for fencing/wrestling, of other textile materials, men's or boy's	20	20	293	293
62113990	Other garment, of other textile material, men's/boys', exc use for protection from fire/chemical/radiation/for fencing/wrestling	444 853	1 214 814	4 054 256	12 665 670
62114210	Garments for fencing or wrestling, of cotton, women's/girl's	48	19 612	1 048	218 659
62114220	Prayer cloaks, of cotton, women's or girl's	9 499	32 420	152 224	488 143
62114290	Other garments exc for fencing/wrestling/prayer cloaks, of cotton, women's or girl's	22 623	83 628	512 769	1 955 542
62114310	Surgical gowns, of man-made fibres, women's or girl's	85 182	423 668	1 189 561	4 822 935
62114320	Prayer cloaks, of man-made fibres, women's or girl's	6 422	17 752	40 799	120 218
62114330	Anti-explosive protective suits, of man-made fibres, women's or girl's	-	2	-	12
62114340	Garments for fencing/wrestling, of man-made fibres, women's or girl's	60	60	170	170
62114350	Garments used for protection from chemical substances, radiation or fire, of man-made fibres, women's or girls'	418	1 474	60 379	155 200
62114390	Other garments, women's or girls', of man-made fibres	89 389	313 753	2 759 489	8 718 227
62114910	Garments for fencing or wrestling, of other textile materials, women's or girl's	7 146	18 988	295 018	826 609
62114939	Prayer cloaks, except of wool or fine animal hair, women's or girl's	343	973	2 430	39 651
62114990	Other garments, except of wool or fine animal hair, women's or girl's	68 025	224 512	1 437 492	5 098 014

Tabel 3 : Ekspor Indonesia menurut Komoditi ( Kode HS 8 digit )

April 2019

Kode H S	Uraian golongan barang	Berat bersih (Kg)		Nilai F.O.B. ( U S \$ )	
		Bulan ini	Kumulatif	Bulan ini	Kumulatif
(1)	(2)	(3)	(4)	(5)	(6)
62121011	Mastectomy bra (post breast surgery bra),of cotton, whether or not knitted or crocheted	146	5 042	5 117	116 433
62121019	Other brassieres exc mastectomy bra,of cotton, whether or not knitted or crocheted	227 941	1 043 247	9 313 587	41 760 533
62121091	Mastectomy bra (post breast surgery bra),of other textile,materials, whether or not knitted or crocheted	203 723	714 948	8 517 297	28 862 966
62121099	Oth brassieres exc mastectomy bra,of oth textile materials,whether or not knitted or crocheted	465 574	1 642 313	18 071 297	64 611 255
62122010	Girdles and panty-girdles,of cotton,whether or not knitted or crocheted	5	5	71	71
62122090	Girdles and panty-girdles,of other textile material,whether or not knitted or crocheted	15 550	34 188	519 543	1 441 680
62123090	Corselettes,of other textile materials,whether or not knitted or crocheted	31 975	126 281	714 101	2 388 633
62129011	Compression garment of a kind use for the treatment of scartissue & skin grafts,of cotton,whether/not knitted/crocheted	5 527	9 862	265 240	513 565
62129019	Braces,suspenders,garters & similar & parts,whether or not knitted or crocheted,of cotton	190	15 625	4 260	813 636
62129099	Braces,suspenders,garters & similar & parts,whether or not knitted or crocheted,of other textile materials	3 113	26 138	171 814	1 072 866
62132010	Handkerchiefs, of cotton, printed by the traditional batik process	-	0	-	7
62132090	Handkerchiefs, of cotton, not printed by the traditional batik process	17	562	637	1 770
62139019	Handkerchiefs, of silk or silk waste, not printed by the traditional batik process	-	1	-	7
62139099	Handkerchiefs,of oth textile materials exc cotton/silk/silk waste,not printed by the traditional batik process	38	38	239	239
62141010	Shawl,scarve,muffler,mantilla,veil & the like,of silk/silk waste,printed by the traditional batik process	27	310	1 778	6 596
62141090	Shawl,scarve,muffler,mantilla,veil & the like,of silk/silk waste,not printed by the traditional batik process	789	2 122	6 889	33 381
62142000	Shawls,scarves,mufflers,mantillas,veils & the like,of wool fine animal hair	5	824	340	5 735
62143010	Shawl,scarve,muffler,mantilla,veil & the like,of synthetic fibres, printed by the traditional batik process	23	43	808	1 013
62143090	Shawl,scarve,muffler,mantilla,veil & the like,of synthetic fibres, not printed by the traditional batik process	807	10 779	10 982	233 103
62144090	Shawl,scarve,muffler,mantilla,veil & the like,of artificial fibres, not printed by the traditional batik process	11 406	25 903	87 907	245 980
62149010	Shawls,scarves,mufflers,mantillas,veils & the like,of other textile materials, printed by the traditional batik process	9	55	140	1 688
62149090	Shawls,scarves,mufflers,mantillas,veils & the like,of other textile material,not printed by traditional batik process	11 669	33 351	86 968	302 161
62151090	Ties,bow ties & cravat,of silk or silk waste,not printed by the traditional batik process	192	192	1 154	1 154
62152090	Ties,bow ties and cravats,of man-made fibres,not printed by the traditional batik process	-	50	-	1 495
62159090	Ties,bow ties and cravats,of other textile materials,not printed by the traditional batik process	-	30	-	189
62160010	Protective work gloves, mittens and mitts	31 459	211 597	1 084 659	7 104 605
62160091	Other gloves, mittens and mitts,of wool or fine animal hair	77	292	1 584	4 989
62160092	Other gloves, mittens and mitts,of cotton	16	105	107	515
62160099	Other gloves, mittens and mitts,of oth textile material exc wool or fine animal hair or cotton	41 424	101 670	1 467 151	4 429 965
62171010	Judo belts, other than those of heading 62.12	56	56	582	582
62171090	Other clothing accessories except judo belts, other than those of heading 62.12	35 881	122 842	412 489	2 077 719
62179000	Parts of garments or of clothing accessories, other than those of heading 62.12	2 699	9 169	16 582	65 997
63011000	Electric blankets	33	705	144	4 051
63012000	Blankets (other than electric blanket) and travelling rugs,of wool or of fine animal hair	11	137	54	2 655
63013090	Blankets (other than electric blanket) and travelling rugs,of cotton,not printed by traditional process	448	3 781	5 643	34 355

Tabel 3 : Ekspor Indonesia menurut Komoditi ( Kode HS 8 digit )

April 2019

Kode H S	Uraian golongan barang	Berat bersih (Kg)		Nilai F.O.B. ( U S \$ )	
		Bulan ini	Kumulatif	Bulan ini	Kumulatif
(1)	(2)	(3)	(4)	(5)	(6)
63014010	Blankets (other than electric blanket) and travelling rugs,of nonwoven fabrics	-	1 401	-	25 123
63014090	Blankets (other than electric blanket) and travelling rugs,of synthetic fibres other than nonwoven fabrics	24 268	108 099	140 667	659 778
63019010	Other blankets and travelling rugs, of nonwoven fabrics	10	2 686	22	1 921
63019090	Other blankets & travelling rugs,of synthetic fibres otherthan nonwoven fabrics	33 465	108 717	206 030	953 338
63021000	Bed linen, knitted or crocheted	27 275	177 797	173 934	943 933
63022100	Bed linen; of cotton, printed, not knitted or crocheted	6 432	10 976	22 843	52 329
63022290	Other bed linen, printed, of man-made fibres, other thannonwoven fabrics	398	6 644	5 824	151 054
63022900	Bed linen; of textile materials (other than cotton or man-made fibres), printed, not knitted or crocheted	1 193	7 558	1 423	38 097
63023100	Bed linen; of cotton (not printed, knitted or crocheted)	21 035	30 465	90 718	224 098
63023210	Other bed linen,not printed/knitted/crocheted, of non woven fabrics	80	660	90	750
63023290	Other bed linen,not printed/knitted/crocheted, of man-madefibres other than nonwoven fabrics.	10 322	34 123	44 526	151 222
63023900	Bed linen; of textile materials other than cotton or man-made fibres (not printed, knitted or crocheted)	2 118	6 080	11 155	35 784
63024000	Table linen, knitted or crocheted	71	210	639	1 169
63025110	Table linen, not knitted or crocheted, of cotton,printed bytraditional batik process	-	25	-	263
63025190	Table linen,not knitted/crocheted,of cotton,not printed bytraditional batik process	1 647	6 167	23 203	72 926
63025300	Table linen,not knitted/crocheted,of man-made fibres	385	452	5 176	6 176
63025990	Table linen, not knitted or crocheted, of other textilematerials except flax	48 710	220 557	466 423	2 133 784
63026000	Toilet linen and kitchen linen,of terry towelling/similarterry fabrics, of cotton	327 590	1 342 015	2 421 599	10 028 717
63029100	Toilet linen and kitchen linen,oth than of terry towellingor similar terry fabrics, of cotton	572	917	3 467	7 647
63029300	Toilet linen and kitchen linen,oth than of terry towellingor similar terry fabrics, of man-made fibres	-	1 180	-	35 634
63029990	Toilet linen and kitchen linen,oth than of terry towellingor similar terry fabrics, of other textile materials exc flax	525	1 625	12 804	43 825
63031200	Curtains (including drapes) & interior blinds;curtain/bedvalances, knitted/crocheted,of synthetic fibres	21 552	61 650	228 221	699 188
63031910	Curtains (including drapes) & interior blinds;curtain/bedvalances, knitted/crocheted,of cotton	625	2 774	12 422	35 082
63031990	Curtain (incl drapes)&interior blinds;curtain/bed valances,knitte/crochete,of oth textile material exc cotton/synthetic	1 165	7 317	2 030	28 603
63039100	Curtains (including drapes) & interior blinds;curtain/bedvalances,not knitted/crocheted,of cotton	23	129 428	460	650 559
63039200	Curtains (including drapes) & interior blinds;curtain/bedvalances,not knitted/crocheted,of synthetic fibres	66 923	300 779	667 689	2 859 945
63039900	Curtain (incl drape)&interior blind;curtain/bed valance,notknitte/crochete,of oth textile material exc cotton/synthetic	88 631	395 017	1 328 518	5 776 325
63041100	Bedspreads,excluding those of heading 94.04, knitted orcrocheted	12	386	68	11 854
63041910	Bedspreads,excluding those of heading 94.04,not knitted orcrocheted, of cotton	95	1 110	1 224	3 505
63041990	Bedspreads,excluding those of heading 94.04,not knitted orcrocheted, of oth cotton, woven	2 654	12 664	31 922	202 902
63042000	Bed nets specified in Subheading Note 1 to this Chapter	150	221	795	1 076
63049110	Mosquito nets, knitted or crocheted	742	3 494	5 091	36 822
63049190	Oth furnishing articles, excluding those of heading 94.04,knitted or crocheted	5 752	7 510	74 890	115 247
63049200	Furnishing articles; of cotton, not knitted or crocheted (excluding bedspreads and articles of heading no. 9404)	1 731	5 982	22 671	88 571
63049300	Furnishing articles; of synthetic fibres, not knitted or crocheted (excluding bedspreads and articles of heading no. 9404)	4	627	109	7 985

Tabel 3 : Ekspor Indonesia menurut Komoditi ( Kode HS 8 digit )

April 2019

Kode H S	Uraian golongan barang	Berat bersih (Kg)		Nilai F.O.B. ( U S \$ )	
		Bulan ini	Kumulatif	Bulan ini	Kumulatif
(1)	(2)	(3)	(4)	(5)	(6)
63049900	Furnishing articles; of textile materials other than cotton or synthetic fibres, not knitted or crocheted (excluding bedspreads and articles of heading no. 9404)	325	13 390	12 564	154 032
63051011	Sacks and bags, of a kind used for the packing of goods,new, of jute	-	19 776	-	11 672
63051019	Sacks and bags, of a kind used for the packing of goods,new,of oth textile bast fibres of heading 53.03, excl jute	77	64 774	410	98 163
63051029	Sacks and bags, of a kind used for the packing of goods,used, of oth textile bast fibres of heading 53.03, excl jute	-	488	-	2 639
63052000	Sacks and bags, of a kind used for the packing of goods,of cotton	7 868	58 715	53 896	404 140
63053220	Man-made textile materials,flexible intermediate bulkcontainers,knitted or crocheted	6 288	40 864	23 929	132 538
63053290	Man-made textile materials,flexible intermediate bulkcontainers,woven	420 972	2 051 042	1 956 226	9 421 469
63053310	Other sacks&bags,use for packing of good,of polyethylene orpolypropylene strip/the like,knitted or crocheted	206 809	698 707	389 369	1 269 643
63053320	Other sacks&bags,use for packing of good,of polyethylene orpolypropylene strip/the like,of woven fabric of strip	422 275	1 580 505	1 037 389	3 841 025
63053390	Other sacks&bags,use for packing of good,of polyethylene orpolypropylene strip,not knitte/crochete,of woven of strip	832 863	3 226 173	1 865 789	7 520 788
63053910	Other sacks&bags,use for packing of good,of man-madetextile materials,nonwoven	2 396	5 694	14 841	42 902
63053990	Other sacks & bags,use for packing of good,of man-madetextile materials,woven, not knitted or crocheted	100	997	409	4 811
63059090	Other sacks&bags,use for packing of good,of other textilematerial oth hemp/coconut (coir) of heading 53.05	1 196	2 713	8 243	18 780
63061200	Tarpaulins, awnings & sunblinds of synthetic fibres	996	3 127	47 722	128 178
63061910	Tarpaulins, awnings & sunblinds of oth vegetable textilefibres	15	15	15	15
63061990	Tarpaulins, awnings & sunblinds of oth textiles materials,oth than vegetable fibres textile /cotton	3 956	68 646	25 897	180 921
63062200	Tents of synthetic fibres	5 763	5 786	54 074	54 579
63062910	Tents of oth textiles of cotton	1	1	100	100
63062990	Tents of oth textiles, oth than cotton	1 733	6 023	7 428	45 362
63063000	Sails for boats	40	354	386	956
63064010	Pneumatic mattresses of cotton	474	1 837	3 283	14 728
63064090	Pneumatic mattresses oth than cotton	497	1 322	1 349	3 845
63069091	Camping goods of woven of cotton	1 994	2 272	6 384	10 345
63069099	Camping goods of woven oth than cotton	24 740	66 204	657 076	1 814 758
63071010	Floor-cloths,dish cloths,dusters&similar cleaning cloths ofnonwoven other than felt	4	334	189	12 710
63071020	Floor-cloths,dish cloths,dusters&similar cleaning cloths offelt	20	80	6	18
63071090	Floor-cloths,dish cloths,dusters&similar cleaning cloths ofwoven oth than felt	65 393	198 082	459 136	1 362 091
63072000	Life-jackets & life-belts	2 997	4 268	53 877	134 852
63079030	Umbrella covers in pre-cut triangular form	-	237	-	12 348
63079040	Surgical masks	24 570	84 137	149 625	520 078
63079061	Safety harnesses safety suitable for industrial use	-	80	-	1 234
63079069	Safety harnesses suitable not for industrial use	2 643	2 740	42 276	46 334
63079070	Fans and handscreens	558	3 417	11 943	34 053
63079080	Laces for shoes,boots,corsets & the like	911	1 167	17 215	22 779
63079090	Oth made up artcils excl umbrella covers/surgical masks/safety harnesses/fans&handscreens/laces shoes,boots,corsets	101 654	436 105	646 569	5 024 729
63080000	Sets,consist of woven fabric&yarn whether/not w/accessories simillar textiles articles for retail	352	684	341	594
63090000	Worn clothing & oth worn articles	96 871	240 617	93 271	384 369
63101010	Used/new rags, sorted	104 411	104 436	9 397	9 695
63101090	Scrap twine/cordage/rope/cables worn out articles of those,sorted	127 880	570 039	258 471	1 264 058
63109010	Used/new rags,unsorted	186 129	536 044	46 652	140 052
63109090	Scrap twine/cordage/rope/cbles worn out articles of those,unsorted	592	13 047	1 187	2 059



Tabel 3 : Ekspor Indonesia menurut Komoditi ( Kode HS 8 digit )

April 2019

Kode H S	Uraian golongan barang	Berat bersih (Kg)		Nilai F.O.B. ( U S \$ )	
		Bulan ini	Kumulatif	Bulan ini	Kumulatif
(1)	(2)	(3)	(4)	(5)	(6)
64011000	Waterproof footwear incorp protective metal toe-cap withouter soles	14	638	1 254	8 818
64019200	Footwear; waterproof, covering the ankle (but not the knee), rubber or plastic outer soles and uppers (not assembled by stitch, rivet, nail, screw, plug or similar)	99 219	179 139	1 240 164	2 095 869
64019910	Oth waterproof footwear,not covering the ankle but not covering the knee,with outer	510	510	277	277
64019990	Oth waterproof footwear w/outer soles plastic by stiching,riveting, nailing screwing, plugging or similar processes.	5 555	39 649	19 125	46 655
64021200	Ski-boots/cross-country ski-footwear/snowboard boot w/outersoles&upper of rubber/plastic	1	2 065	36	68 677
64021990	Sports footwear excl Ski-boots, cross-country ski footwear & snowboard boots and Wrestling footwear	949 832	4 577 984	16 602 570	73 010 615
64022000	Footwear with upper straps/thongs assembled to the sole bymeans of plugs	120 360	670 485	2 424 483	14 132 342
64029110	Diving boots oth footwear with upper straps/thongsassembled to the sole by covering the ankle	98	2 513	1 363	49 810
64029199	Oth footwear covering the ankle excl diving boot with upperstraps/thong assembled to sole by means of plugs	31 229	80 572	604 953	1 437 211
64029910	Oth diving boot not cover the ankle incorp protective metaltoe-cap,rubber/plstc	215 468	827 114	2 562 750	9 875 151
64029990	Oth footwear not cover the ankle&not incorp protct mtal toe-cap, rubber/plstc	529 708	2 675 941	7 612 347	39 172 103
64031200	Ski-boots,cross-country ski footwear&snowboard boot,w/upperof leathers	-	1	-	21
64031910	Sports footwear fitted with spikes,cleats/the like withupper leathers	1 262 073	4 904 016	23 466 399	98 190 104
64031920	Sports footwear for riding boots,bowling shoes with upperleathers	-	10	-	44
64031930	Sports footwear for wrestling, weight lifting/gymnasticswith upper leathers	-	30	-	100
64031990	Sports footwear not fitted with spikes/bowling/wrstling/weight lifting/the like w/upper leathers	3 531 999	14 298 570	71 433 801	296 130 284
64032000	Footwear with outer soles of leather,uppers of leather straps accros,instep big toe	4 921	8 061	12 127	154 798
64034000	Footwear; with metal toe-cap, outer soles of rubber, plastics, leather or composition leather, uppers of leather	508 894	1 998 345	6 250 499	26 931 572
64035100	Footwear; n.e.c. in heading no. 6403, with outer soles and uppers of leather, covering the ankle	14 616	14 616	9 641	9 641
64035990	Oth footwear with outer sole of leather not covering theankle	91 320	433 836	2 150 023	10 378 131
64039120	Ridding boots without outer soles of leather coveringthe ankle	-	60	-	242
64039190	Oth of ridding boots without outer soles of leather covering the ankle	424 038	865 378	8 981 209	18 860 142
64039910	Footwear made on a base/platform of wood not having innersole/protective metal toe cap, not covering the ankle	4 146 185	14 245 351	68 176 422	241 848 308
64039920	Bowling shoes without outer soles of leather not coveringthe ankle	-	871	-	6 900
64039990	Oth of ridding boots without outer soles of leather not covering the ankle	1 088 806	4 812 454	22 320 573	104 168 017
64041110	Sports footwear with outer sole rubbr/plstc,with spike/cleat	959	968	23 283	23 499
64041190	Sports footwear not fitted with spikes/wrstling/weightlifting/the like oth	4 753 563	18 932 313	96 904 803	378 980 265
64041900	Footwear; (other than sportswear), with outer soles of rubber or plastics and uppers of textile materials	1 719 996	7 729 599	36 550 018	164 818 348
64042000	Footwear; outer soles of leather or composition leather, uppers of textile materials	931	7 415	37 565	281 232
64051000	Footwear; with uppers of leather or composition leather, n.e.c. in chapter 64	13 577	65 559	484 535	3 077 448
64052000	Footwear; with uppers of textile materials, n.e.c. in chapter 64	27 831	57 857	310 161	392 283
64059000	Footwear; n.e.c. in chapter 64	66 231	276 767	247 693	1 850 169
64061010	Uppers & parts thereof,oth than stif feners of metal toe-caps	887	2 653	15 663	68 206

Tabel 3 : Ekspor Indonesia menurut Komoditi ( Kode HS 8 digit )

April 2019

Kode H S	Uraian golongan barang	Berat bersih (Kg)		Nilai F.O.B. ( U S \$ )	
		Bulan ini	Kumulatif	Bulan ini	Kumulatif
(1)	(2)	(3)	(4)	(5)	(6)
64061090	Uppers&parts thereof,oth than stif feners&not fitted withmetal toe-cap	127 219	563 876	6 056 359	25 605 283
64062010	Parts of footwear with outer soles & heels, of rubber	40 034	276 189	579 608	3 363 979
64062020	Parts of footwear with outer soles & heels, of plastics	18 755	117 594	366 064	1 785 758
64069010	Parts of footwear of wood	11 533	23 565	47 080	99 089
64069021	Oth parts of footwear of metal of iron/steel	100	4 050	4 153	10 948
64069031	Oth parts of footwear of rubber/plastic in-soles	87 506	284 118	1 051 574	3 217 116
64069032	Oth parts of footwear of rubber/plastic complete-soles	-	1	-	0
64069033	Oth parts of footwear of rubber/plastic oth of plastics	580	580	13 900	13 900
64069039	Oth parts of footwear of rubber/plastic out-soles	4 089	70 977	156 512	811 600
64069091	Oth parts of footwear of oth materials for gaiters/leggingsand similar articles and parts thereof	1 942	10 559	47 607	255 475
64069099	Oth parts of footwear of oth materials not for gaiters/leggings/and similar articles and parts thereof	61 239	217 609	868 428	3 006 523
65010000	Hat-forms/bodies, hood of felt, not block shape, not brims,plateoux,manchons (including slit manchons), of felt.	4 255	25 110	9 448	59 819
65020000	Hat-shapes, plaited by assembling strip of any material,neither block shape,nor w/made brims,nor lined,nor trimmed	112	1 334	548	21 273
65040000	Hats & oth headgear/plaited by assembling strips of any materials, whether or not lined or trimmed.	10 763	54 580	159 238	555 435
65050010	Hats & oth headgear of a kind used for religious purposes,knitted/crocheted	20 552	117 826	57 099	268 298
65050020	Hair-nets of any materials	7	40	300	1 965
65050090	Oth hats&oth headgear,not for hair-nets/religious purposes,knitted/crochet	164 095	666 348	3 762 109	14 306 392
65061010	Helmets for motorcyclists whether/not lined/trimmed	106 042	390 651	1 314 501	5 334 607
65061020	Industrial safety & firefighters helmets, excl steel helmetwhether/not lined/trimmed	10	144	139	987
65061030	Steel helmets safety	-	2	-	30
65061090	Oth safety headgear, not for motocyclist/industrial/firefighters/steel helmets/water polo	2 955	11 195	20 630	78 841
65069100	Headgear; (other than safety headgear), of rubber or plastics, whether or not lined or trimmed	30	1 021	1 019	46 971
65069990	Oth header of oth materials, not furskin	207 464	386 671	689 657	1 396 670
65070000	Head-band, lining, cover, hat foundation, hat frame, peak&chinstrap,for headgear	2 196	6 915	11 564	89 587
66011000	Garden/similar umbrellas	12 145	66 235	101 507	680 655
66019100	Umbrellas & sun umbrellas having a telescopic shaft	-	4 455	-	13 563
66019900	Umbrellas & sun umbrellas not having a telescopic shaft	18 131	23 364	13 124	40 739
66020000	Walking-sticks, seat-sticks, whips, riding crops & the like	26 724	96 668	24 839	139 214
66039010	Parts,trimmings&acc for articles of Umbrellas&sun umbrellas(incl walking stick umbrellas,garden&similar umbrellas).	2 178	2 410	20 060	21 923
66039020	Parts,trimmings&accessories for articles of Walking-sticks,seat-sticks,whips,riding-crops&the like.	10	10	172	172
67010000	Skin&oth part of bird w/ feathr/down,feathr,part of feathr	3 203	6 303	8 226	99 055
67021000	Artificial flower,foliage,fruit & parts thereof of plastics	6	12	432	550
67029010	Artificial flower, foliage, fruit & parts thereof of paper	1	334	5	27
67029020	Artificial flower, foliage, fruit&parts thereof of textilesmaterilas	-	906	-	1 089
67029090	Artific flower,foliage,fruit&partsthereof of oth materials, not paper/txtil	3 093	21 113	75 056	280 802
67030000	Human hair, dressed, thinned, bleached, othwise worked forwigs/the like	6 468	12 548	214 694	557 326
67041100	Complete wigs of synthetic textiles materials	550 534	1 939 272	13 441 346	47 804 280
67041900	False beards, eyebrows, eyelashes,switches of synthetic textiles materials	74 635	818 768	4 808 297	26 001 871
67042000	Wigs, false beards, eyebrows,eyelashes of human hair	32 561	201 540	6 119 404	31 240 449
67049000	Wigs, false beards, eyebrows,eyelashes,of oth materials	111 324	400 447	6 030 914	24 311 064
68010000	Setts,curbstones&flagstones,of naturals stone(except slate)	661 296	2 450 291	368 262	1 216 901
68021000	Tiles,cubes,similar articles,square<7 cm,artif colored,chipping&powder	552 951	1 423 524	404 659	1 005 047
68022100	Marble, travertine and alabaster; simply cut or sawn, with a flat or even surface	491 133	2 602 355	353 280	2 092 585

Tabel 3 : Ekspor Indonesia menurut Komoditi ( Kode HS 8 digit )

April 2019

Kode H S	Uraian golongan barang	Berat bersih (Kg)		Nilai F.O.B. ( U S \$ )	
		Bulan ini	Kumulatif	Bulan ini	Kumulatif
(1)	(2)	(3)	(4)	(5)	(6)
68022300	Granite; articles thereof, simply cut or sawn, with a flat or even surface	-	2 925	-	15 503
68022910	Oth monument/building stone of oth calcareous stone, simply cut/sawn	330	399	1 035	1 212
68022990	Oth monumental/building stone of oth than calcareous stone, simply cut/sawn with a flat surface	1 266 090	5 379 273	882 516	4 068 156
68029110	Oth article monumental/building of marble	222 282	829 276	322 568	985 760
68029190	Oth article monumental/building of travertine & alabaster	41 582	113 877	72 935	163 976
68029310	Oth article monumental/building of granite with polished slabs	1 762	3 783	7 877	10 930
68029390	Oth article monumental/building oth of granite	111 831	703 143	124 885	821 495
68029900	Stone; natural (excl. marble, travertine, alabaster, other calcareous stone or granite), monumental/building stone, (oth simply cut/sawn, with a flat/even surface)	1 752 214	6 219 810	1 338 992	4 775 949
68041000	Millstones&grindstones for milling, grinding/pulping grinding&pulping	391 959	1 262 224	1 239 449	4 328 795
68042100	Millstones, grindstones, grinding wheels and the like; of agglomerated synthetic or natural diamond	4 175	18 597	493 646	2 356 729
68042200	Millstones, grindstones, grinding wheels and the like; of other agglomerated abrasives or of ceramics	23	5 051	149	59 036
68042300	Millstones, grindstones, grinding wheels and the like; of natural stone	11 129	67 018	19 678	114 942
68043000	Hand sharpening/polishing stones	1	702	2	4 719
68051000	Natural/artificial abrasive powder/grain on a base of woventextile fabric only	11 646	104 895	98 900	722 627
68052000	Natural/artificial abrasive powder/grain on a base of paper/paperboard	3 756	24 848	23 813	185 003
68053000	Natural/artificial abrasive powder/grain on a base of oth materials	6 454	31 526	37 832	181 993
68061000	Slag wool, rock wool & similar mineral wools in bulk/sheets/rolls	440 911	2 044 060	463 667	2 147 055
68069000	Mixture & article of heat/sound insulating/sound absorb mineral waters	9 042	41 440	18 748	61 334
68071000	Articles of asphalt/of similar material in rolls	-	6 988	-	10 860
68079010	Articles of asphalt/of similar material of tiles, not in rolls	-	2 486	-	1 002
68079090	Articles of asphalt/similar material of oth tiles, not in rolls	144 661	292 066	65 531	158 093
68080020	Roofing tiles, panels, boards, blocks&similar articles of coirfibres/straw	-	4 891	-	379
68080030	Panels, boards, blocks and similar articles	553	653	743	1 045
68080090	Chips, particles, sawdust/oth waste of wood, agglomer with cement/plaster	373 293	786 101	283 410	776 416
68091100	Board, sheet, panels, tiles&similar, not ornamented reinforcement/paper/board only faced/reinforced w/paper/paperboard only	2 637 423	7 416 384	506 031	1 461 192
68091990	Oth articles of plaster/compositions based on plaster of oth tiles	33 123	179 598	10 587	296 095
68099090	Oth articles of plaster/compositions based on plaster, not dental moulds	1 879	1 879	116	116
68101100	Building blocks & bricks	248 400	4 781 082	16 275	312 437
68101910	Tiles, reinforced or not	1 599 443	3 401 334	338 144	746 295
68101990	Flagstones, reinforced or not	185 652	4 060 416	188 289	2 203 178
68109100	Prefabricated structural components for building or civil engineering	1 404	3 013	173	1 096
68109900	Cement, concrete/artificial stone; articles (oth prefabricated structural components for building/civil engineering), whether or not reinforced, n.e.c. in heading no. 6810	24 341 466	130 230 664	1 710 318	8 644 013
68114010	Corrugated sheets containing asbestos	196 271	1 029 215	43 883	208 740
68114021	Floor or wall tile containing asbestos	175	595	330	1 383
68114022	Other sheets, panels, tiles&similar articles for roofing/facing/partitioning containing asbestos	-	1 300	-	678
68114029	Oth sheets, panel, tile&similar articles containing asbestos for roofing oth than Floor/wall tiles containing plastic&roofing, facing/partitioning	9 942	10 104	9 449	9 524
68114030	Tubes or pipes containing asbestos	834	848	11 574	11 600
68114090	Oth articles of asbestos cement	27 689	53 609	14 185	27 892
68118100	Corrugated sheets not containing asbestos	1 180 800	3 070 080	253 320	655 992
68118210	Floor or wall tiles containing plastics not containing asbestos	-	20	-	502

Tabel 3 : Ekspor Indonesia menurut Komoditi ( Kode HS 8 digit )

April 2019

Kode H S	Uraian golongan barang	Berat bersih (Kg)		Nilai F.O.B. ( U S \$ )	
		Bulan ini	Kumulatif	Bulan ini	Kumulatif
(1)	(2)	(3)	(4)	(5)	(6)
68118220	Other sheets,panels,tiles&similar articles for roofingfacing/partitioning not containing asbestos	-	309 116	-	57 696
68118290	Oth sheets,panels,tile&similr articles not cntaining asbstosroof oth than floor/wall tiles contain plastic&roofing,partitioning	4 654 324	21 503 429	925 839	4 361 720
68118990	Oth artcils,used for building constructionnot containing asbestos,not tubes/pipes/Other,kind used building construction	425 940	1 157 875	102 820	305 292
68128020	Clothing of crocidolite fibres	21	288	126	3 727
68128050	Cloth accessories,footwear&headgear fabricated crocidolite fibres	29	35	145	185
68128090	Oth articles of crocidolite fibres	-	193	-	3 196
68129190	Clothing accessories,footwear&headgear of oth crocidolite fibres	-	163	-	989
68129920	Floor/wall tiles of fabricated asbestos(oth crocidolite)	-	4 995	-	1 269
68129990	Oth fabricat asbes fibres of oth croci,not fabricate/floor/wall tiles	31	32 179	2 851	36 548
68132010	Brake lining&pad of friction material&articles,containingasbestos	-	3 891	-	17 881
68132090	Oth thn brake lining&pad of friction material&article,containing asbestos	-	34	-	411
68138100	Brake lining&pad of friction material&article,containingasbestos	56 012	234 386	346 824	1 625 376
68138900	Friction material and articles thereof not mounted; for clutches, with a basis of mineral substances or cellulose	16 000	80 460	234 896	1 049 389
68141000	Plates,sheets,strips,of agglomerated or reconstituted mica,whether or not on a support	-	541	-	1 064
68149000	Mica; worked mica and articles of mica (excluding plates, sheets and strips) whether or not on a support of paper, paperboard or other materials	821	5 205	13 164	40 768
68151010	Yarn/thread non-electrical articles graphite/ oth carbon	40 906	125 690	252 038	590 402
68151020	Bricks,paving slabs,floor tiles,etc non electrical articlesgraphite/carbon	171 112	605 109	135 687	436 324
68151091	Carbon fibres, etc non electrical articles graphite/carbon	-	20 182	-	12 415
68151099	Oth non electrical articles graphite or carbon	20 910	117 776	87 231	322 359
68159100	Articles of stone, contents magnesite,dolomite/chromite	-	948	-	8 521
68159900	Stone articles and articles of other mineral substances; n.e.c. or included in heading no. 6815	269 856	1 920 356	273 633	1 370 432
69010000	Bricks,blocks,tiles&oth ceramic goods of siliceous fossilm meals/of similar siliceous earths	80 425	475 617	35 439	163 005
69022000	Goods of siliceous cont by weight,singly/together alumina,silika,or mixture >50%	-	408 668	-	103 358
69029000	Goods of siliceous cont by weight,of oth metals compound	445 629	1 281 308	90 520	271 588
69031000	Refractory ceramic goods; containing by weight +50% of graphite/other forms of carbon or of a mixture of these products, excl those of siliceous fossil meals/similar earths	-	3	-	10
69032000	Refractory ceramic goods; containing by weight +50% of alumina/of a mixture or compound of alumina & of silica, excl those of siliceous fossil meals or similar earths	150	250	353	688
69039000	Refractory ceramic goods; composition of which n.e.c. in heading no. 6903, other than those of siliceous fossil meals or similar earths	12 833	32 320	95 664	103 675
69041000	Ceramics building bricks	21 200	123 996	1 590	14 798
69049000	Flooring blocks,support/filler tiles&the like	302 132	933 353	94 840	346 399
69051000	Roofing tiles of ceramic	328 111	669 440	69 273	137 893
69059000	Chimney-pot,cowl,chimney liner,architect ornament&othceramic constr	8 556	15 644	14 779	18 158
69072110	Lining tiles of a kind use for grinding mills,unglazed,water absorption coeff by weight<= 0.5 %	257	2 225	53	848
69072121	Flag&paving,hearth/wall tile,oth than of subhead 6907.30&6907.40 water absorption coeff by weight<=0,5 %	-	32	-	45
69072122	Ceramic,wall tile,unglaze,large surface area capablesquare side<7 cm water absorption coeff by weight<= 0.5 %	66	20 135	735	10 576
69072123	Pving,wall tiles,glaze,largest surface area capablesquare side<7 cm water absorption coeff by weight<= 0.5 %	22 500	22 500	5 858	5 858
69072124	Ceramic,wall tiles,glaze ,large surfce area capablesquare side<7 cm water absorption coeff by weight<= 0.5 %	-	51 207	-	10 569

Tabel 3 : Ekspor Indonesia menurut Komoditi ( Kode HS 8 digit )

April 2019

Kode H S	Uraian golongan barang	Berat bersih (Kg)		Nilai F.O.B. ( U S \$ )	
		Bulan ini	Kumulatif	Bulan ini	Kumulatif
(1)	(2)	(3)	(4)	(5)	(6)
69072191	Paving,wall tiles,unglaze ,large surface area capablesquare side>7 cm water absorption coeff by weight<= 0.5 %	698 145	3 947 282	247 776	1 375 199
69072193	Paving,wall tiles,glaze ,large surface area capablesquare side>7cm water absorption coeff by weight<= 0.5 %	1 791 389	7 876 850	889 982	4 076 095
69072194	Ceramic,wall tiles,glaze ,large surface area capablesquare side>7cm water absorption coeff by weight<= 0.5 %	6 759 365	21 735 014	1 395 277	5 173 085
69072213	Paving,wall tiles,glaze ,large surface area capable square side<7 m water absorp 0.5%<coeff weight<=10%	284 354	1 255 579	62 006	273 301
69072291	Paving,wall tiles,unglaze ,large surface which capable square side>7cm of water absorp 0.5%<coeff weight<=10%	-	211 200	-	40 550
69072293	Pving,wall tiles,glaze , largest surfce area capable square side>7cm of waterabsorp 0.5%<coeff weight<=10%	1 340 996	5 063 751	284 383	989 297
69072294	Ceramic,wall tiles,glaze ,large surface area capable square side>7cm of water absorp 0.5%<coeff weight<=10%	3 732 120	11 103 690	797 309	2 481 411
69072313	Paving,wall tiles,glaze ,large surface area capable square side<7 cm of water absorp coeff weight>10%	5 377 819	18 205 992	1 219 350	4 090 529
69072393	Paving,wall tiles,glaze ,large surface area capable square side>7 cm of water absorp coeff weight>10%	414 874	2 263 551	104 659	545 157
69072394	Ceramic,wall tiles,glaze ,large surface area capble square side>7cm of water absorp coeff weight>10%	584 041	2 618 201	218 359	917 835
69073099	Mosaic cubes&the like,oth than subheading 6907.40 glazedlargest surface of capable being enclosed square side<7 cm	-	13 306	-	2 466
69074021	Finishing ceramics of other articles,having largest surfacearea visible after mounting is not exceeding 49 cm2 Unglazed	153	178	3 097	3 142
69074091	Other finishing ceramics unglazed	1 075 039	3 928 248	283 254	1 126 313
69074092	Other finishing ceramics glazed	19 685	83 238	8 927	37 160
69091100	Ceramic of porcelain/china for laboratory,chemical/oth tech	526 772	1 816 907	1 977 252	7 182 850
69091900	Ceramic wares; for laboratory, chemical or other technical uses, other than articles having a hardness equivalent to 9 or more on the Mohs scale or of porcelain or china	659 286	3 259 069	7 569 762	33 627 716
69099000	Ceramic wares; pots, jars & similar articles of a kind used for the conveyance/packing of goods & ceramic troughs, tubs & similar receptacles used in agriculture	28 010	151 317	38 534	264 167
69101000	Ceramic sinks,wash basins,wash basin of porcelain/china	928 050	3 488 869	2 400 087	8 994 249
69109000	Ceramic sinks,wash basins,wash basin of oth thn porcelain/china	46 338	247 156	79 168	370 904
69111000	Tablewre&kitchenware of porclain/china	1 076 200	4 306 347	5 657 122	23 694 935
69119000	Household and toilet articles; n.e.c. in heading no. 6911, of porcelain or china	12 973	55 407	58 922	240 986
69120000	Tableware&kitchenware,oth household toilet art,oth thanporcelain/china	516 863	2 239 495	1 565 330	6 769 920
69131090	Oth thn ornamental cigarette box&ashtray of porcelain/china	69 280	147 466	56 220	218 694
69139010	Ornamental cigarette box&ashtray of oth thn porcelain/china	-	10	-	1 009
69139090	Oth thn ornamental cigarette box&ashtray of oth porcelain/china	83 183	364 997	392 350	1 794 323
69141000	Ceramic articles n.e.c. in chapter 69; of porcelain or china	60 317	201 491	263 201	796 211
69149000	Ceramic articles n.e.c. in chapter 69; other than of porcelain or china	213 509	834 980	344 152	1 303 172
70021000	Glass in balls	-	300	-	3 365
70023110	Fused quartz/oth fused silica for vacuum tubes	-	500	-	294
70023190	Oth of fused quartz/oth fused silica for vacuum tubes	5	421	8	19 348
70023910	Oth glass in tubes,used to manufactur vacuum tubes	-	1	-	177
70023990	Oth glass having linear coeff. 0-300c oth thn vacum&boro silict glas tube	-	7 573	-	52 347
70031220	Cast&rolled glass,non-wired sheet,coloured,opacified,flashed reflecting/non layer,in squares shape,not optical glass	-	453	-	50
70031290	Other cast&rolled glass,non-wired sheet,coloured,opacified, flashed,reflecting layer/non layer	15	9 609	15	30 136
70031910	Cast&rolled glass,non-wired sheet,optical glass,not optically worked	-	4	-	1 922
70031990	Cast&rolled glass,non-wired sheet,in squares shape,not optical glass	-	97 515	-	64 322

Tabel 3 : Ekspor Indonesia menurut Komoditi ( Kode HS 8 digit )

April 2019

Kode H S	Uraian golongan barang	Berat bersih (Kg)		Nilai F.O.B. ( U S \$ )	
		Bulan ini	Kumulatif	Bulan ini	Kumulatif
(1)	(2)	(3)	(4)	(5)	(6)
70032010	Cast glass and rolled glass,wired sheets insquares/rectangular shape including 1 or more corners cut	-	25	-	104
70033010	Cast glass and rolled glass, profiles in squares/rectangular shape including 1 or more corners cut	359	1 566	197	907
70033090	Other cast glass and rolled glass in profiles	-	561	-	2 232
70042010	Optical drawn,blown glass,not optically worked opacified,flashed,absorbent	-	123	-	263
70042090	Optical drawn,blown glass,optically worked,flashd,opacified absorbent	-	5 230	-	32 702
70049090	Oth optical drawn,blown glass,optically worked,flashed,opacified,absorbent	16 995	86 116	21 319	126 821
70051010	Optical float glass,not optically worked,flashed,opacified,absorbent	5 193 681	20 624 401	1 639 446	6 448 529
70051090	Oth non-wired glass,absorbent reflecting/non-reflectinglayer	2 666 932	8 101 000	1 764 308	5 187 732
70052110	Oth non-wired glass,colored,opacified optical glass,notoptically worked	5 859 049	26 330 742	2 016 590	9 088 843
70052190	Oth non-wired glass,colored,optically worked,flashed,opacified	13 441 551	48 030 816	5 470 615	19 003 205
70052990	Oth non-wired glass,not colored,optically worked	1 426 988	5 359 909	419 682	1 572 102
70053000	Float glas&surface ground/polish glass,wired glass	500	43 511	8 850	102 845
70060090	Optical glass,optically worked for glass of heading70.03,70.04,70.06	17 718	85 710	35 009	164 599
70071110	Toughened(tempered)safety glass suitable for vehicles ofchapter 87	199 402	703 775	583 908	1 973 152
70071990	Toughened(tempered)safety glass suitable for oth machinery0	85 979	347 592	118 266	413 095
70072110	Laminated safety glass suitable for vehicles of chapter 870	307 903	1 309 826	786 396	3 256 119
70072990	Laminated safety glass suitable for oth machinery	6 423	67 177	4 071	78 772
70080000	Multiple-walled insulating units of glass	15 010	48 493	30 747	136 510
70091000	Rear-view mirrors for vehicles	16 650	98 678	315 132	1 006 758
70099100	Glass mirros, unframed	909 800	4 359 287	608 348	2 840 187
70099200	Glass mirros, framed	117 379	558 021	541 786	2 355 060
70101000	Ampoules of glass	20 306	93 185	223 781	1 005 246
70102000	Stoppers, lids & oth closures of glass	2 558	11 512	4 848	23 121
70109010	Carboys & demijohns	-	50	-	50
70109040	Bottles&vials for antibiotics,serums,oth injectables,intravenous infus	139 955	650 506	974 683	4 475 819
70109099	Oth bottle intravenous fluid of a cpacity not exceeding 1	2 085 973	6 178 606	970 068	2 860 332
70111010	Glass envelops for electric lighting, stem	-	61	-	1 481
70111090	Glass envelops for electric lighting, oth than stem	-	4	-	603
70112000	Glass envelops for cathode-ray tubes	649	1 194	7 061	11 298
70119000	Glass envelopes (including bulbs and tubes); open, and glass parts thereof, without fittings, other than for electric lighting and cathode-ray tubes	16	16	887	887
70131000	Glassware of a kind used for table,kitchen, toilet,office of glass-ceramic	210 054	640 798	205 674	640 171
70132200	Stemware drinking glasses,oth thn glass ceramics,of leadcrystal	180	913	1 538	9 388
70132800	Stemware drinking glasses,neither glass-ceramics nor leadcrystal	170 806	552 383	108 171	458 993
70133300	Glassware; drinking glasses (not stemware), of lead crystal	157	787	377	1 100
70133700	Glassware; drinking glasses (not stemware), other than of lead crystal or glass-ceramics	255 423	813 407	185 915	554 480
70134200	Glassware for table not drinking glass)ktchn,linear coef<5x106/Kelvin,0-3000C	496	21 949	408	20 712
70134900	Glassware of a kind used for table or kitchen purposes (not drinking glasses or of glass-ceramics), of glass n.e.c. in item no. 7013.4	3 758 828	15 281 366	2 621 798	10 231 142
70139100	Glassware; n.e.c. in heading no. 7013, of lead crystal	28	145	620	3 654
70139900	Glassware; n.e.c. in heading no. 7013, other than of lead crystal	356 046	1 476 246	936 413	3 767 818
70140090	Other signalling glassware&optical elements of glass,not optically worked	14	55	1 255	4 870
70151000	Glasses for corrective spectacles	113	321	403	1 421
70159010	Clock or watch glasses	-	6	-	165

Tabel 3 : Ekspor Indonesia menurut Komoditi ( Kode HS 8 digit )

April 2019

Kode H S	Uraian golongan barang	Berat bersih (Kg)		Nilai F.O.B. ( U S \$ )	
		Bulan ini	Kumulatif	Bulan ini	Kumulatif
(1)	(2)	(3)	(4)	(5)	(6)
70159090	Glasses for non-corrective spectacles; hollow glass spheres&their segments	-	3	-	50
70161000	Glass cubes&oth glass smallwares,for mosaics/decorative purposes	415	7 434	12 279	95 789
70169000	Multicellular or foam glass; in blocks, panels, plates, shells or similar forms; paving blocks, slabs, bricks and other articles of pressed or moulded glass	1 557 438	6 940 888	706 460	2 991 210
70171090	Laboratory/pharmaceutical glass of fused quartz/oth fusedsilica; other	1	1	1	1
70172000	Laboratory,hygienic/pharmaceutical w/coef< 5x106/kelvin,0-3000c	4 471	16 675	80 222	330 012
70179000	Laboratry,hygienic/pharmaceutical glasswre,nor fused quartz/fused silica	7 379	30 125	120 906	644 659
70181010	Glass beads	3 762	19 178	72 793	325 846
70181090	Imitation pearls, imitation precious/semi-precious stonesand similar glass smallwares	5 069	8 772	20 830	66 473
70189010	Glass eyes of glass microspheres<=1 mm in diameter	141	147	750	1 102
70189090	Glass eyes,not prsthtc artcls,ornamnt of lamp-worked glass,not imittn jewellery	772	3 264	1 284	11 568
70191100	Chopped strands,of a length <= 50 mm	-	1	-	1 245
70191200	Rovings of glass fibres	-	429 482	-	340 992
70191990	Sliver of glass fibres	2 199	4 396	11 453	102 214
70193100	Mats of glass fibres	30 686	131 101	729 591	967 497
70193990	Mattresses,boards&similar nonwoven products of glass fibres	-	795	-	245
70195200	Glass fibres; woven fabrics (oth of rovings), of a width exceeding 30cm, plain weave, weighing less than 250g/m2, of filaments measuring per single yarn not +136 tex	2 813	8 276	30 119	89 456
70195900	Glass fibres; woven fabrics (other than of rovings), n.e.c. in item no. 7019.5	3	22	18	61
70199010	Glass fibres (including glass wool)	1 423	13 340	9 615	107 539
70199090	Other article of glass fibres	1 105	24 406	29 481	111 685
70200011	Glass moulds for the manufacture of acrylic goods	2 103	6 771	6 808	13 788
70200019	Glass moulds for other purposes	25 466	86 933	113 765	378 805
70200020	Quartz reactor tubes&holders designed for production ofsemiconductor wafers	-	7	-	712
70200090	Other articles of glass.	31 739	132 966	115 501	406 224
71012100	Cultured pearls,fresh water,unworked	60	1 483	416 176	10 946 502
71012200	Cultured pearls,salt water,unworked	1	47	27 780	311 775
71023900	Diamonds,worked,not mounted/set,non-industrial	-	1	-	2 683
71031020	Precious stones,unworked/simplely sawn/roughly shaped,jade(nephrite&jadeite)	-	96	-	658
71051000	Dust and powder of diamonds	10	10	6 950	6 950
71061000	Silver powder	-	8 554	-	4 195 439
71069100	Silver, unwrought	13 047	46 532	6 203 173	22 673 589
71069200	Silver, semi-manufactured	221	4 568	125 654	2 332 651
71081210	Gold in lumps, ingots or cast bars	2 773	22 446	114 204 394	922 933 683
71081290	Gold,not in lumps,ingots/cast bars,oth unwrought forms	21	84	890 252	3 469 230
71081300	Gold,non monetary,oth semi-manufactured form	255	269	10 575 968	11 166 600
71101900	Platinum, wrought	50	50	55 129	55 129
71104190	Iridium,osmium&ruthenium,in other forms,unwrought&unwrought	-	3	-	19
71129100	Waste and scrap of gold, including metal clad with gold but excluding sweepings containing other precious metals	861	880	137 152	480 073
71129200	Waste and scrap of platinum, incl metal clad with platinum but excluding sweepings containing other precious metals	289	121 576	25 540	5 744 323
71129910	Waste and scrap of silver,including metal clad with silver but excluding sweepings containing other precious metals	442	2 313	168 388	937 652
71129990	Waste and scrap of a kind used principally for the recoveryof precious metal, oth gold, platinum and silver	150 397	435 576	58 746 669	265 786 959
71131110	Part of silver jewellery articles, whether or notplated or clad with precious metal	697	3 405	973 587	4 417 783
71131190	Silver jewellery articles, whether or notclad with precious metal	6 339	24 904	4 587 673	16 769 698
71131910	Part of jewellery of precious metal (excl silver), whetheror not plated or clad with	8	23	49 926	280 983

Tabel 3 : Ekspor Indonesia menurut Komoditi ( Kode HS 8 digit )

April 2019

Kode H S	Uraian golongan barang	Berat bersih (Kg)		Nilai F.O.B. ( U S \$ )	
		Bulan ini	Kumulatif	Bulan ini	Kumulatif
(1)	(2)	(3)	(4)	(5)	(6)
71131990	Articles of jewellery of precious metal, whether or not plated or clad with	2 997	20 836	86 599 576	716 943 274
71132010	Part of base metal jewellery, clad with precious metal	10	10	15	15
71132090	Base metal jewellery, clad with precious metal	-	19	-	13 455
71141100	Articles of silversmiths' wares and parts there of, precious metal or of metal clad with precious metal	261	2 054	45 237	155 441
71141900	Articles of goldsmiths' wares and parts there of, precious metal or of metal clad with precious metal	-	1 045	-	1 265
71142000	Articles of base metal wares and parts there of, clad with precious metal	-	3	-	1
71151000	Catalysts in the form of wire cloth or grill, of platinum	-	572	-	7 981
71159010	Other articles of precious metal of gold or silver	69	84	24 557	26 448
71159090	Other articles of other than gold or silver	0	0	14	14
71161000	Articles of natural or cultured pearl	23	32	40 005	54 213
71162000	Articles of precious or semi-precious stones (natural, synthetic or reconstructed)	18	161	7 576	40 800
71171110	Part of imitation jewellery of base metal, whether or not plated with precious metal parts of cuff-links and studs	-	73	-	2 154
71171190	Imitation jewellery of base metal, whether or not plated with precious metal cuff-links and studs	6 989	25 712	572 320	1 944 727
71171910	Imitation jewellery of base metal, whether or not plated with precious metal, bangles	-	8	-	150
71171920	Other imitation jewellery of base metal, whether or not plated with precious metal	12 995	61 549	498 272	2 004 989
71171990	Part of other imitation jewellery of base metal, whether or not plated with precious metal	10 985	47 502	502 542	1 795 789
71179011	Bangles, wholly of plastics or glass	686	1 898	4 488	44 209
71179012	Bangles, wholly of wood, tortoise shell, ivory, bone, horn, coral, mother-of-pearl & other animal carving material	5	690	288	3 462
71179019	Imitation jewellery, bangles, of other material	883	2 362	6 392	27 044
71179021	Other imitation jewellery, wholly of plastics or glass	2 781	8 226	7 504	94 661
71179022	Other imitation jewellery, wholly wood, tortoise shell, ivory, mother of-pearl, mineral/oth animal carving material	12 151	34 846	21 134	85 937
71179029	Other imitation jewellery of other material	1 610	9 372	15 605	121 674
71179092	Imitation jewellery, parts wholly wood, tortoise shell, ivory, mother pearl & vegetable/mineral/oth animal carving material	296	3 778	4 402	41 777
71179099	Oth than imitation jewellery, parts wholly of porcelain or china	6 680	20 952	187 725	594 961
71181090	Other than gold & silver coin not being legal tender	71	71	1 313	1 313
71189090	Other than Gold & silver coin, whether or not legal tender	-	0	-	128
72015000	Pig iron & spiegeleisen in pig, alloy pig iron, spiegeleisen	-	24 188 342	-	32 476 996
72023000	Ferro-silico-manganese	100 600	1 673 550	112 278	1 935 402
72026000	Ferro alloy nickel	132 214 943	404 404 892	223 119 120	622 078 055
72029300	Ferro-alloys; ferro-niobium	-	7 000	-	189 767
72029900	Ferro-alloys; n.e.c. in heading no. 7202	6 801	6 801	14 957	14 957
72031000	Ferrous product obtained direct reduction iron ore pellet/similar forms & min purity weight <= 99.94 %	65 301	65 301	21 223	21 223
72039000	Ferrous product obtained by not direct reduction of pellets/similar forms & min purity by weight <= 99.94 %	-	94	-	1 864
72041000	Ferrous waste & scrap, remelting scrap ingots of iron/steel cast iron	496 072	637 795	183 353	257 992
72042100	Ferrous waste & scrap, remelting scrap ingots of iron/steel stainless steel	4 141 906	17 170 107	4 527 860	18 761 167
72042900	Cast iron/alloy steel & not stainless steel	-	138	-	383
72043000	Waste and scrap of tinned iron or steel	-	2	-	6
72044900	Ferrous waste and scrap; n.e.c. in heading no. 7204	40 615	503 834	15 028	189 256
72051000	Pig iron, spiegeleisen, iron or steel of granules	-	24 000	-	1 186
72052100	Pig iron, spiegeleisen, iron or steel of alloy steel	-	3	-	60
72052900	Iron or steel, pig iron, spiegeleisen; powders (excluding alloy steel)	-	5 000	-	4 900
72061010	Iron & non-alloy steel in ingots/oth primary form excl iron heading 72.03, weight > 0.6% carbon	-	6	-	7
72069000	Iron and non-alloy steel in primary forms, oth than ingots (excluding iron of heading 72.03).	526	3 140	1 681	10 322



Tabel 3 : Ekspor Indonesia menurut Komoditi ( Kode HS 8 digit )

April 2019

Kode H S	Uraian golongan barang	Berat bersih (Kg)		Nilai F.O.B. ( U S \$ )	
		Bulan ini	Kumulatif	Bulan ini	Kumulatif
(1)	(2)	(3)	(4)	(5)	(6)
72071210	Semi-finish product iron/non-alloy steel slabs<0.25% carbon,cross-sect,measuring<twice the thickness	49 948 410	312 126 280	23 103 613	141 949 041
72071290	Semi-finish product iron/non-alloy steel thin<0.25% carbon,cross-section,measuring<twice the thickness	490	2 916	4 262	17 077
72071900	Iron or non-alloy steel; semi-finished products of iron or non-alloy steel, containing by weight less than 0.25% of carbon, other than rectangular or square cross-section	-	89 525	-	128 357
72072010	Semi-finish product iron/non-alloy steel slabs0.25%>=weight<0.6% carbon	-	30	-	639
72072029	Oth than blocks roughly shaped forging sheet bars thins0.25%>=weight<0.6% carbon	-	1	-	655
72072099	Other than blocks roughly shaped by forging; sheet bars, not slabs,weight>=0.6% carbon	-	4	-	464
72081000	Iron/non-alloy steel in coils, not further worked than hot-rolled,w/patterns relief,width>=600, not clad, plated/coated	-	2	-	57
72082500	Iron/non-alloy steel in coils, until hot-rolled, pickled,width>=600mm, of a thickness>=4.75mm;not clad, plated/coated	-	130 880	-	72 921
72082600	Iron/non-alloy steel in coils, until hot-rolled, pickled,width>=600mm,3mm>=thick< 4.75mm; not clad, plated/coated	378 338	471 393	202 894	262 419
72082711	Iron/non-alloy steel in coils,until hot-rolled,width>=600mmpickled;not clad, plated/coated, thick<2mm, carbon>=0.6%	110	754	1 041	9 293
72082719	Iron/non-alloy steel in coils,until hot-rolled,width>=600mmpickled; not clad, plated/coated, thick<2mm, carbon<0.6%	-	972	-	1 376
72082799	Iron/non-alloy steel in coils,until hot-rolled,width>=600mmpickled; not clad, plated/coated,2mm<=thick>3mm,carbon<0.6%	1 360 955	1 691 794	741 026	976 140
72083600	Iron/non-alloy steel in coils,until hot-rolled,width>=600mmpickled; not clad, plated/coated,of a thick>10mm,carbon<0.6%	2 108 860	2 617 940	1 074 078	1 341 345
72083700	Iron/non-alloy steel in coils,until hot-rolled,width>=600mmpickled;not clad,plated/coated,4.75mm>=thick<10mm,carbo<0.6%	6 195 010	6 312 730	3 191 928	3 261 383
72083800	Iron/non-alloy steel in coils,until hot-rolled,width>=600mmpickled;not clad,plated/coated,3mm>=thick<3.47mm,carbon<0.6%	1 825 400	2 325 400	938 941	1 196 441
72083990	Iron/non-alloy steel in coils,until hot-rolled,width>=600mmpickled;not clad, plated/coated,3mm<=thick>0.17mm,carbo<0.6%	2 426 901	7 575 122	1 236 684	3 862 685
72084000	Iron/non-alloy steel not in coils,until hot-rolled,>=600mmwith patterns in relief	-	536 520	-	341 537
72085100	Iron/non-alloy steel not in coils,until hot-rolled,>=600mmwith patterns in relief of a thickness > 10 mm	51 532 871	156 813 099	30 369 381	92 413 484
72085200	Iron/non-alloy steel not in coils,until hot-rolled,>=600mmwith patterns in relief >=4.75 mm thicknes<10 mm	6 395 921	42 837 299	3 777 174	26 281 711
72085300	Iron/non-alloy steel not in coils,until hot-rolled,>=600mmwith patterns in relief >=3 mm thicknes<4.75 mm	241 190	594 480	124 876	310 081
72085490	Iron/non-alloy steel not in coils,until hot-rolled,>=600mmwith patterns in relief >=0.17mm&containig <0.6 % of carbon	127 190	276 170	65 917	145 168
72089020	Oth containing by weight less than 0.6 % of carbon andof a thickness of 0.17 mm or less	-	5	-	56
72089090	Oth than not in coils, not further worked than hot-rolled,with patterns in relief	3 901	44 247	2 293	160 148
72091610	Iron/non-alloy steel, in coil cold-rolled of width >=600 mmnot coated, <1mm&thickness <3mm of a width <1.250 mm	-	556	-	1 598
72091690	Iron/non-alloy steel, in coil cold-rolled of width >=600 mmnot coated, <1mm&thickness <3mm of a width >1.250 mm	-	56 496	-	171 658
72091710	Iron/non-alloy steel, in coil cold-rolled of width >=600 mmnot coated,>=0.5mm thickness<1 mm of a width <1.250 mm	34 600	34 600	38 060	38 060
72092710	Not in coils, not further worked than cold-rolled >=0.5mm thickness <1mm, of width <1,250 mm	88	88	462	462
72101190	Iron or non-alloy steel, of a width>= 600 mm, clad, plated/coated tin, thickness>=0.5mm&weight<=0.6 % carbon	6 370	22 285	39 742	108 256

Tabel 3 : Ekspor Indonesia menurut Komoditi ( Kode HS 8 digit )

April 2019

Kode H S	Uraian golongan barang	Berat bersih (Kg)		Nilai F.O.B. ( U S \$ )	
		Bulan ini	Kumulatif	Bulan ini	Kumulatif
(1)	(2)	(3)	(4)	(5)	(6)
72101210	Iron or non-alloy steel, of a width>= 600 mm, clad, plated/coated tin, thickness<0.5mm&weight>=0.6 % carbon	-	1	-	1
72101290	Iron or non-alloy steel, of a width>= 600 mm, clad, plated/coated tin, thickness<0.5mm&weight<=0.6 % carbon	14 500	175 868	14 993	177 386
72103011	Iron/non-alloy steel,width>=600 mm,electrolytically coated with zinc,thickness<=1.2mm&weight<0.6 % carbon	-	489	-	6 472
72103019	Iron/non-alloy steel,width>=600 mm,electrolytically coated with zinc,1.2mm > thickness >1.5mm&weight<0.6 % carbon	1 712	6 964	41 031	156 522
72103099	Iron/non-alloy steel,width>=600 mm,electrolytically coated with zinc, thickness >=1.2mm &weight>=0.6 % carbon	-	544	-	790
72104912	Oth than iron/non-alloy steel,width>=600 mm,coated zinc byiron zinc method,weight <0.04% carbon& thickness<=1.2mm	288 290	647 860	275 122	1 764 343
72104999	Oth than iron/non-alloy steel,width>=600 mm,coated zinc byiron zinc method,weight<0.04%carbon&>1.2mm	-	7 204	-	5 489
72105000	Iron/non-alloy steel,width>=600 mm,coated chromium oxidesor with chromium and chromium oxides	743 052	2 478 466	907 538	3 297 570
72106111	Iron/non-alloy steel,width>=600 mm,coated aluminium zinc alloys&weight <0.6 % carbon,thickness <=1.2 mm	-	47	-	29
72106119	Iron/non-alloy steel,width>=600 mm,coated aluminium zinc alloys&weight <0.6 % carbon, >1.2 mm thickness>1.5mm	-	471	-	40
72106199	Oth than Iron/non-alloy steel,width>=600 mm,coated aluminium zinc alloys,weight<0.6%carbon,>1.2mm&notcorrugated	-	2	-	6
72107011	Painted,varnished/coated with plastics, containing weight<0.6 % carbon & thickness <=1.5 mm	235	235	546	546
72109010	No painted,varnished/coated with plastics,containing weight<0.6 % carbon & thickness <=1.5 mm	-	200	-	1 906
72109090	No painted,varnished/coated with plastics,containing weight<0.6 % carbon & thickness >1.5 mm	67 392	258 032	163 152	592 073
72111311	Iron/non Alloy steel,width<600mm,not coated,width>=150mm,thick<=4mm,<0.6% carbon,relief,hoop&strip, all plates	-	196	-	2 500
72111399	Oth than hoop&strip,all plates Iron/non Alloy steel,width150mm>=width<600mm,not coated,thick<=4mm,>=0.6%carbon,relief	-	3 600	-	1 551
72111413	Iron/non Alloy steel, width<600mm, not coated, width>=150mm, thickness>=4.75mm, weight<0.6%carbon, hoop&strip all plates	-	92 464	-	65 665
72111419	Iron/non Alloy steel, width<600mm, not coated, width>=150mm, thickness>=4.75mm, weight<0.6%carbon, not coils for re-rolling	19 500	19 900	15 053	15 472
72112320	Iron/non alloy steel,cold reduced,>=400mm width<600mm,not coated,thickness>=4.75mm,weight,<0.25%carbon,hoop&strip	1 204	1 204	1 960	1 960
72112390	Oth than Iron/non alloy steel,cold reduced,>=400mm width<600mm, not coated,thickness<=0.17mm,weight,0.25%carbon	-	1 487	-	4 570
72119099	Iron/non alloy steel,cold reduced,<=25mm width<=400mm,weight>0.6%carbon,thichness>=0.17mm	-	1 073	-	909
72121019	Flat-rolled iron/non-alloy steel,coated tin,weight<0.6%carbon, hoop&strip 400mm>width<600mm	35 280	129 360	82 661	307 912
72121099	Flat-rolled iron/non-alloy steel,coated tin,weight>0.6%carbon, hoop&strip 400mm>width<600mm	-	27 100	-	45 090
72122020	Flat-rolled iron/non-alloy steel,coated electrolytically zinc,weight<0.6% carbon,thickness<1.5mm	968	5 050	3 885	26 033
72122090	Flat-rolled iron/non-alloy steel,coated electrolytically zinc,weight<0.6% carbon,thickness>1.5mm	0	11	12	54
72123012	Flat-rolled iron/non-alloy steel,coated zinc,weight<0.6% carbon,hoop&strip >=25width<400mm	-	459	-	1 055
72123013	Oth than flat-rolled iron/non-alloy steel,coated zinc,weight<0.6%carbon,width<=15mm	-	2 115	-	5 585
72123014	Oth than flat-rolled iron/non-alloy steel,coated the ironzinc alloy,weight<0.04 % carbon	407	431	5 005	5 276
72124019	Flat-rolled iron/non-alloy steel,coated plastics,weight<0.6% carbon, hoop&other strip width>400mm	-	1	-	0

Tabel 3 : Ekspor Indonesia menurut Komoditi ( Kode HS 8 digit )

April 2019

Kode H S	Uraian golongan barang	Berat bersih (Kg)		Nilai F.O.B. ( U S \$ )	
		Bulan ini	Kumulatif	Bulan ini	Kumulatif
(1)	(2)	(3)	(4)	(5)	(6)
72124099	Flat-rolled iron/non-alloy steel,coated plastics,weight>0.6% carbon, hoop&other strip width>=400mm	736	736	408	408
72125019	Other than flat-rolled iron/non-alloy steel,coated chromiumoxides/chromium&chromium oxides,hoop&other universal plates	-	18 025	-	14 961
72126011	Flat-rolled iron/non-alloy steel,clad,weight<0.6%& hoop andstrip,	-	7 088	-	2 521
72126099	Oth than flat-rolled iron/non-alloy steel,clad,weight>0.6%&hoop and strip	-	1 571	-	14 620
72131010	Bars&rods,hot-rolled,in irregularly wound coils,iron/nonalloy steel,ribs,rolling process:diameter<50mm	5 913	32 867	1 203	7 239
72132000	Iron or non-alloy steel; bars and rods, hot-rolled, in irregularly wound coils, of free-cutting steel	-	12 130	-	13 394
72139110	Bars&rods,hot-rolled,in irregularly wound coils,iron/nonalloy steel,ribs,measuring diameter<14mm,soldering sticks	624 320	4 976 799	402 559	3 091 425
72139120	Bars&rods,hot-rolled,in irregularly wound coils,iron/nonalloy steel,ribs,measuring diameter<14mm,rebars	5 894 000	8 244 815	3 241 399	4 495 612
72139190	Oth than bars&rods,hot-rolled,in irregularly wound coils,iron/non alloy steel,ribs,measuring diameter<14mm,rebars	1 312 730	1 507 941	740 584	886 968
72139920	Bars&rods,hot-rolled,in irregularly wound coils,iron/nonalloy steel,ribs,measuring diameter>14mm,rebars	-	655 450	-	386 835
72141019	Bars&rods iron/non-alloy steel, hot-rolled,twisted after rolling, forged&weight<0.6%,not circular cross-section	136 823	586 142	890 236	3 665 970
72141029	Bars&rods iron/non-alloy steel, hot-rolled,twisted after rolling, forged&weight>0.6%,not circular cross-section	-	3 421	-	4 032
72142031	Containing indentations,ribs,grooves,twisted after rolling,weight<0.6%carbon,cross-section, used concrete reinforcement	-	106 850	-	61 439
72142039	Containing indentations,ribs,grooves,twisted after rolling,weight<0.6%carbon,cross-section, not used rebars	2 505 691	5 343 506	1 318 806	2 893 917
72142061	Containing indentations,ribs,grooves,twisted after rolling,weight>0.6%carbon,not cross-section,used rebars	10 100	70 317	628	4 554
72142069	Containing indentations,ribs,grooves,twisted after rolling,weight>0.6%carbon,not cross-section,not used rebars	18 925	76 415	18 068	82 950
72143090	Containing indentations,ribs,grooves,twisted after rolling,weight>0.6%carbon,free cutting steel,not cross-section	230	20 912	230	7 310
72149111	Containing indentations,ribs,grooves,twisted after rolling,>=0.38weight,0.6%carbon,free cutting steel,& manganese=1.15%	10	38 478	52	16 479
72149119	Containing indentations,ribs,grooves,twisted after rolling,0.17%<=weight>0.46%carbon&,1,2%<=weight>1.65% manganese	80	24 290	175	10 867
72149919	Oth than rectangular (other than square) cross-section;weight>=0.6%carbon&weight >1.15% manganese	4 600	7 227	1 623	2 113
72149991	Rectangular (other than square) cross-section;0.38%<weight<=0.6%carbon,<0.05% fosfor&<=0.05% sulfur	335 492	1 295 412	270 028	1 041 483
72149992	Rectangular (other than square) cross-section;weight>=0.38%carbon&<1.15% manganese	17 142	27 697	13 308	21 463
72149993	Rectangular (other than square)cross-section;>=0.15%weight <0.46% carbon & 1,2%>=weight<1.65% manganese	262 280	1 040 563	185 236	740 350
72149999	Rectangular (other than square)cross-section;<=0.15%weight >0.46% carbon & weight>=1.65% manganese	23 025	524 782	16 670	381 696
72151010	Oth bar&rod iron/non-alloy steel,free-cut steel,not furtherwork than cold finished,circular cross-section	-	2 500	-	500
72151090	Oth bar&rod iron/non-alloy steel,free-cut steel,not furtherwork than cold finished,not circular cross-section	-	916	-	1 556
72159090	Oth bar&rod iron/non-alloy steel,free-cut steel,further work than cold finished,not kind used rebars	-	110	-	52
72161000	Angles,shapes&sect iron/non-alloy steel,U,I/H sect,not further worked than hot-rolled/extruded,height<80 mm	-	1 400	-	1 317

Tabel 3 : Ekspor Indonesia menurut Komoditi ( Kode HS 8 digit )

April 2019

Kode H S	Uraian golongan barang	Berat bersih (Kg)		Nilai F.O.B. ( U S \$ )	
		Bulan ini	Kumulatif	Bulan ini	Kumulatif
(1)	(2)	(3)	(4)	(5)	(6)
72162190	Angles,shapes&sect iron/non-alloy steel,L sect,not furtherwork than hot-rolled/extrude,height<80 mm,weight>0.6%carbon	-	30	-	23
72162200	Angles,shapes&sect iron/non-alloy steel,T sect,not furtherwork than hot-rolled/extrude,height<80 mm,weight<0.6%carbon	9 306	50 445	75 640	355 804
72163190	Angles,shapes&sect iron/non-alloy steel,U sect,not further work than hot-roll/extrude,height<80 mm,weight<=0.6%carbon	-	200 635	-	258 853
72163290	Angles,shapes&sect iron/non-alloy steel,I sect,not furtherwork than hot-roll/extrude,thickness>=5mm	-	423 094	-	274 147
72163319	Angles,shapes&sect iron/non-alloy steel,H sect,not furtherwork than hot-roll/extrude,carbon<0.6%,thickness flange>=web	2 990	3 589	2 198	2 621
72163390	Angles,shapes&sect iron/non-alloy steel,H sect,not furtherwork than hot-roll/extrude,carbon>0.6%,thickness flange>=web	-	14 967	-	17 752
72165019	Angle,shape&sect iron/non-alloy steel,not further work thanhot-roll/extrude,height<80mm&weight<=0.6%carbon	-	200	-	185
72165099	Angle,shape&sect iron/non-alloy steel,not further work thanhot-roll/extrude,height>80mm&weight<=0.6%carbon	10	77 642	15	37 107
72166900	Angle,shape&sect iron/non-alloy steel,not further work thancold-formed/finished,obtained from not flat-rolled products	-	0	-	15
72169900	Angle,oth than slotted angles,further work than hot finish,from flat-rolled product	66 225	1 066 394	41 008	431 489
72171010	Wire iron/non-alloy steel,not plated, whether/not polished,weight>=0.25%carbon	44 160	78 540	48 387	120 114
72171022	Wire iron/non-alloy steel,Bead,reed,wire kind used makingstrands for prestressing concrete; free-cutting steel wire	-	20	-	131
72171029	Oth than wire iron/non-alloy steel,Bead,reed,wire kind usedmaking strands prestressing concrete,free-cutting steel wire	3 490	3 968	6 152	10 321
72171039	Oth than wire iron/non-alloy steel,wire of a kind used formaking strands for prestressing concrete	113 834	539 473	206 127	994 798
72172010	Wire iron/non-alloy steel,plated/coated with zinc, weight<0.25% carbon	3 291	5 078	4 923	8 306
72172091	Wire iron/non-alloy steel,steel core wire kind use forsteel reinforced aluminium conductors weight >=0.45% carbon	-	9	-	2 516
72172099	Wire iron/non-alloy steel,steel core wire kind use forsteel unreinforced aluminium conductor weight<=0.45%carbon	1 975 263	5 843 848	1 859 484	5 426 725
72173019	Wire iron/non-alloy steel,plated with oth base metal,weight<0.25%carbon,not plated tin	784 713	2 941 778	920 101	3 388 077
72173029	Wire iron/non-alloy steel,0.25%>=weight<0.6% carbon,not plated tin	91	91	548	548
72173033	Wire iron/non-alloy steel,weight>=0.6%carbon,brass coatedsteel wire kind used manufacture of pneumatic rubber tyres	-	35 440	-	41 993
72173034	Wire iron/non-alloy steel,weight>=0.6%carbon,copper coatedsteel wire kind used manufacture of pneumatic rubber tyres	1 658	50 832	740	9 401
72179090	Oth than wire iron/non-alloy steel,weight>0.25%carbon	36	996	58	822
72181000	Stainless steel in ingots/other primary form,semi-finishproduct stainless steel	-	3 579	-	5 846
72189100	Steel, stainless; semi-finished products, of rectangular (other than square) cross-section	3	79 223 913	280	109 348 977
72189900	Steel, stainless; semi-finished products, other than of rectangular cross-section	308	6 011	3 052	29 285
72191200	Flat-rolled product stainless steel,width>=600mm,unfurtherwork than hot-rolled in coils,4.75mm>=thickness<10mm	27 803 730	103 515 015	42 844 255	156 407 328
72191300	Flat-rolled product stainless steel,width>=600mm,unfurtherwork than hot-rolled in coils,3mm>=thickness<4.75mm	61 411 260	311 265 875	96 421 536	475 370 765

Tabel 3 : Ekspor Indonesia menurut Komoditi ( Kode HS 8 digit )

April 2019

Kode H S	Uraian golongan barang	Berat bersih (Kg)		Nilai F.O.B. ( U S \$ )	
		Bulan ini	Kumulatif	Bulan ini	Kumulatif
(1)	(2)	(3)	(4)	(5)	(6)
72191400	Flat-rolled product stainless steel,width>=600mm,unfurtherwork than hot-rolled in coils,thickness<3mm	21 508 105	121 928 157	33 284 517	179 468 223
72192100	Flat-rolled product stainless steel,width>=600mm,unfurtherwork than hot-rolled not in coils,thickness>10mm	566	4 428	1 145	9 660
72192200	Flat-rolled product stainless steel,width>=600mm,unfurtherwork than hot-rolled not in coils,4.75mm>=thickness=<10mm	1 983	4 356	4 568	11 857
72193100	Flat-rolled product stainless steel,width>=600mm,unfurtherwork than cold-rolled,thickness>=4.75mm	-	46 393	-	74 147
72193200	Flat-rolled product stainless steel,width>=600mm,unfurtherwork than cold-rolled,3mm>=thickness<4.75mm	3 125 780	9 718 970	5 692 556	17 214 518
72193300	Flat-rolled product stainless steel,width>=600mm,unfurtherwork than cold-rolled,1mm>=thickness<3mm	25 297 546	88 636 447	46 560 625	159 163 825
72193400	Flat-rolled product stainless steel,width>=600mm,unfurtherwork than cold-rolled,0.5mm>=thickness=<1mm	10 760 740	43 082 233	19 794 547	77 510 455
72193500	Flat-rolled product stainless steel,width>=600mm,unfurtherwork than cold-rolled,thickness<0.5mm	1 134 428	4 281 409	2 095 437	7 473 150
72199000	Steel, stainless; flat-rolled, width 600mm or more, n.e.c. in heading no. 7219	17 853	34 370	57 438	144 174
72201110	Flat roll product stainless,width<600 mm,unfurther workthan hot roll,thickness>=4.75 mm,hoop&strip,width<=400mm	-	10	-	36
72201290	Flat roll product stainless,width<600 mm,unfurther workthan hot roll,thickness<4.75 mm,hoop&strip,width>400mm	641 730	757 616	1 052 437	1 212 729
72202010	Flat roll product stainless,width<600 mm,unfurther workthan cold roll,thickness<4.75 mm,hoop&strip,width<=400mm	8 139	9 172	31 953	37 091
72202090	Flat roll product stainless,width<600 mm,unfurther workthan cold roll,thickness<4.75 mm,hoop&strip,width>400mm	-	200	-	426
72209010	Oth than flat roll product stainless,width<600 mm,unfurtherthan hot/cold roll,thick<4.75 mm,hoop&strip,width<=400mm	-	22 247	-	45 851
72209090	Oth than flat roll product stainless,width<600 mm,unfurtherthan hot/cold roll,thick<4.75 mm,hoop&strip,width>400mm	1 074 028	4 381 691	2 056 856	9 112 749
72210000	Bar&rod,hot-roll,irregularly wound coil,stainless steel	6	1 693	757	16 062
72221100	Bar&rod,stainless steel,angle,shape&sect unfurther work hotroll,circular cross section	2	4	88	307
72221900	Steel, stainless; bars and rods, hot-rolled, hot-drawn or extruded, other than of circular cross-section	-	2 646	-	7 247
72222010	Bar&rod,stainless steel,angle,shape&sect unfurther workcold roll,circular cross section	0	2	80	370
72222090	Oth than bar&rod,stainless steel,angle,shape&sect unfurtherunfurther work cold roll,circular cross section	-	4 563	-	9 044
72223090	Oth tha bar&rod,unfurther work than hot/cold,circular crosssection	-	890	-	24 247
72224090	Bar&rod,stainless steel,angle,shape&sect unfurther workcold roll,circular cross section	-	132	-	154
72230090	Wire of stainless steel,cross-section<=3mm	651 417	2 329 913	1 839 977	6 928 259
72249000	Steel, alloy; semi-finished products	-	1 500	-	9 762
72251100	Flat-rolled product oth alloy steel,width>=600mm,siliconelectrical steel,grain-oriented	56 741	146 019	141 656	334 957
72253090	Oth than Flat-roll product alloy steel,width>=600mm,othunfurther work than hot roll, in coils,high speed steel	-	4 122 175	-	2 166 883
72254090	Oth than flat-roll product alloy steel,width>=600mm,othunfurther work than hot roll,not in coils,high speed steel	-	10 221	-	14 823
72255090	Oth than flat-roll product alloy steel,width>=600mm,othunfurther work than cold roll,high speed steel	-	2 304	-	2 065

Tabel 3 : Ekspor Indonesia menurut Komoditi ( Kode HS 8 digit )

April 2019

Kode H S	Uraian golongan barang	Berat bersih (Kg)		Nilai F.O.B. ( U S \$ )	
		Bulan ini	Kumulatif	Bulan ini	Kumulatif
(1)	(2)	(3)	(4)	(5)	(6)
72259990	Oth than flat-roll product steel,width>=600mm,unfurtherwork cold roll,high speed steel	-	0	-	1
72261110	Flat-rolled products of silicon-elect steel,grain-oriented,hoop&strip,width<=400mm	3 564	29 746	9 565	55 992
72261190	Flat-rolled products of silicon-elect steel,grain-oriented,hoop&strip,400mm<width<=600mm	8 736	57 203	23 445	149 069
72261990	Flat-rolled products of silicon-elect steel,oth than grain,hoop&strip,400mm<width<=600mm	324 974	394 570	743 559	781 859
72262010	Flat-rolled products of high speed steel,hoop&strip,width<=400mm	-	75	-	906
72269290	Flat-rolled products not high speed&silicon-elect steel,notfurther work than cold-rolled,hoop&strip,400mm<width<600mm	8 000	8 000	43 555	43 555
72269999	Flat-rolled products not high speed&silicon-elect steel,further work than,hoop&strip,width>400mm,not coated zinc	-	4 721	-	20 166
72281090	Oth bar&rod oth alloy steel; angle,shape&sec,hollow drill,,alloy/non-alloy steel,high speed steel,circular cross-sect	1 850	34 819	8 546	43 244
72282099	Oth than bar&rod oth alloy steel; angle,shape&sect,siliconmangan steel,circular cross-sect,unfurther work hot rolled	-	3	-	7
72283010	Bar&rod oth alloy steel;angle,shape&sect unfurther work hotroll,circular cross sect	5 638	186 722	5 098	148 598
72283090	Oth than bar&rod oth alloy steel;angle,shape&sect unfurtherwork hot roll,circular cross sect	73 426	402 564	59 493	321 619
72285010	Bar&rod oth alloy steel;angle,shape&sect unfurther workcold-formed/finished,circular cross sect	20 833	100 309	17 056	89 931
72285090	Oth than bar&rod oth alloy steel;angle,shape&sect unfurtherwork cold-formed/finished,circular cross sect	1	1	1	1
72286090	Oth than bar&rod,circular cross sect	30	30	23	23
72287090	Oth bar&rod oth alloy steel;angle,shape&sect unfurther workhot roll	316	316	153	153
72288011	Bar&rod oth alloy steel; angle,shape&sec,hollow drill,sectunfurther work hot roll,weight>=0.6%,,circular cross-sect	2	2	4	4
72288019	Oth bar&rod oth alloy steel; angle,shape&sec,hollow drill,sect unfurther hot roll,weight>=0.6%,,circular cross-sect	-	317	-	234
72288090	Oth bar&rod oth alloy steel; angle,shape&sec,hollow drill,sect unfurther hot roll,weight<=0.6%,,circular cross-sect	300	315	284	403
72292000	Wire of oth silico-manganese steel	21 170	21 174	20 730	20 740
72299020	Wire of oth than silico-manganese steel,cross-sect<=5.5mm	617	617	387	387
72299091	Wire of containing by weight>=0.5% chromium	402 890	1 866 994	1 233 324	5 656 995
72299099	Other wire of alloy steel	33 055	98 921	100 913	263 443
73011000	Sheet piling of iron/steel,whether/not drill,punched/madefrom assembled elements	440 062	739 001	353 342	1 173 086
73012000	Welded angles, shapes and sections of iron or steel	194 852	848 241	248 238	1 067 558
73021000	Rails for railway/tramway track construction material of iron/steel	6	31	528	677
73023000	Switch blade, cross frog, point rod&oth cross piece for railway/tramway track construction material of iron/steel	15	15	447	447
73024000	Fish-plates and sole plates for railway/tramwaytrack construction material of iron/steel	4 520	8 102	4 053	6 887
73029010	Sleeper (cross-ties) for railway/tramway track constructionmaterial of iron/steel	-	69 000	-	8 139
73029090	Chairs, chair wedges, rail chips, bedplates, ties forrailway/tramway track construction material of iron/steel	-	52 083	-	109 199
73030011	Hubless tubes and pipes, of cast iron	11 951	83 317	97 084	308 938
73030019	Tubes and pipes with hub, of cast iron	225 441	322 181	302 909	399 539
73030099	Hollow profiles, of cast iron with external diameter exceeding 100 mm	-	54 463	-	19 155
73041100	Line pipe used for oil/gas pipelines of stainless steel	5 521	23 664	16 672	67 347
73041900	Line pipe used for oil/gas pipelines oth of stainless steel	728 577	6 246 337	3 850 222	42 088 197

Tabel 3 : Ekspor Indonesia menurut Komoditi ( Kode HS 8 digit )

April 2019

Kode H S	Uraian golongan barang	Berat bersih (Kg)		Nilai F.O.B. ( U S \$ )	
		Bulan ini	Kumulatif	Bulan ini	Kumulatif
(1)	(2)	(3)	(4)	(5)	(6)
73042290	Drill pipe of stainless steel used in drilling for oil/gas with yield strength>=80,000 psi & not threaded pipe-end	-	184	-	5 335
73042390	Oth drill pipe of stainless steel used in drilling for oil/with yield strength>=80,000 psi & not threaded pipe-end	180	13 382 854	11 340	17 408 591
73042410	Casing and tubing with yield strength less than 80,000 psi and not threaded end, of stainless steel	1	1	37	37
73042490	Casing and tubing with yield strength less than 80,000 psi and threaded end, of stainless steel	2 175 912	5 869 187	14 039 916	29 532 482
73042910	Casing and tubing with yield strength less than 80,000 psi and not threaded end, not of stainless steel	120	2 000 645	465	2 049 104
73042990	Casing and tubing with yield strength less than 80,000 psi and threaded end, not of stainless steel	2 773 595	11 141 935	4 991 664	18 002 202
73043140	Circular cross-section, iron/non-alloy steel,diameter<140mm& carbon weight < 0.45%, cold-drawn/rolled (cold reduced)	-	18	-	329
73043190	Circular cross-section,iron/non-alloy steel,diameter>=140mm & carbon weight >=0.45%, cold-drawn/rolled (cold reduced)	38 866	41 033	94 353	135 242
73043920	High-pressure pipe capable of withstanding a pressure of not<42,000 psi,not cold-drawn/cold-rolled (cold-reduced)	-	1	-	353
73044100	Cold-drawn or cold-rolled (cold-reduced), other of circularcross-section, of stainless steel	10 587	10 587	43 250	43 250
73044900	Steel, stainless; (excluding cold-drawn or cold-rolled), tubes pipes and hollow profiles of circular cross-section	15	15	1 370	1 370
73045110	Drillrod casing and tubing with pin and box threads, cold-drawn or cold-rolled (cold-reduced)	1	1	663	663
73045990	Other high-pressure pipe capable of w/ standing a pressure of< 42,000 psi, not cold-drawn/cold-rolled (cold-reduced)	40	216	2 684	15 102
73049010	Other high-pressure pipe capable of with standing a pressure of not less than 42,000 psi	9	138 769	37	58 265
73049090	Oth tubes/pipes/hollow profiles,seamless steel, diameter >= 140 mm & carbon weight >= 0.45%	126 225	192 304	268 226	419 265
73051100	Line pipe of a kind used for oil or gas pipelines:longitudinally submerged arc welded	1 871 656	1 871 656	729 376	729 376
73051210	Line pipe of a kind used for oil or gas pipelines:longitudinally welded,elect resist welded	169 354	233 449	132 173	169 827
73051290	Line pipe of a kind used for oil or gas pipelines:longitudinally welded,not elect resist welded	-	41 899	-	318 883
73051990	Line pipe of a kind used for oil or gas pipelines:oth spiral or helical submerged arc welded	164 000	173 510	33 320	99 842
73052000	Casing of a kind used in drilling for oil or gas	50	139 330	12 015	291 653
73053110	Stainless steel pipes and tubes of a kind used in drilling for oil or gas longitudinally welded	1 840	18 424	14 520	68 248
73053190	Oth Stainless steel pipes & tubes high-pressure pipe capable of withstanding a pressure of not less than 42,000 psi	67 347	95 544	303 155	404 248
73061120	Line pipe of a kind used for oil/gas pipelines; welded,of stainless steel:spiral or helical submerged arc welded	-	4	-	900
73061190	Oth line pipe of a kind used for oil/gas pipelines; welded,of stainless steel	-	1 956	-	19 068
73061910	Oth line pipe of a kind used for oil/gas pipelines; welded,of stainless steel:Longitudinally electr resist welded (ERW)	-	31 798	-	27 799
73061990	Oth line pipe of a kind used for oil/gas pipelines; welded,of stainless steel,nor ERW &spiral/helical submerged welded	33 900	87 507	16 049	59 922
73062100	Casing and tubing of a kind used in drilling for oil/gas welded, of stainless steel	-	567	-	1 846
73062900	Iron or steel (excluding cast iron); casing and tubing of a kind used in drilling for oil and gas (other than stainless steel or seamless), n.e.c. in chapter 73	330	330	6 048	6 048
73063019	Oth boiler tubes : with an extn diameter < 12.5 mm+B1306	-	25 874	-	42 599
73063021	Copper-plated,fluororesin-coated/zinc-chromated steel tubewith an extn diamtr<=15 mm:with an extn diamtr < 12.5 mm	-	13	-	304
73063029	Oth copper-plated,fluororesin-coated/zinc-chromated steel tube with an extn diamtr<=15 mm:with an extn diamtr < 12.5 mm	3 259 932	10 086 528	2 673 113	8 401 846

Tabel 3 : Ekspor Indonesia menurut Komoditi ( Kode HS 8 digit )

April 2019

Kode H S	Uraian golongan barang	Berat bersih (Kg)		Nilai F.O.B. ( U S \$ )	
		Bulan ini	Kumulatif	Bulan ini	Kumulatif
(1)	(2)	(3)	(4)	(5)	(6)
73063091	Pipe to heater pipe for elemnt elect flat,extn dia<=12mm,w/intern dia>=12.5mm,extn dia<140mm&contain weight<0.45%	61 811	268 997	126 596	580 964
73063099	Oth pipe to heater pipe,elemnt elect flat,w/extn dia<=12mm,w/intrnl dia>=12.5 mm,extrnl dia<140mm &contain weight<0.45%	81 741	332 503	77 493	380 622
73064019	Welded of circular cross-sect,stainless steel,boiler tubestubes with an extn diameter > 12.5 mm	-	886	-	4 137
73064020	Stainless steel pipes and tubes, with an external diameter exceeding 105 mm	-	3 789	-	10 420
73064090	Oth Boiler tubes,stainless steel pipe&tube,w/extrnl diamtr>105mm,contain weight 30% nickel,w/extrnl dia>=10mm	49 747	118 473	220 402	482 079
73065099	Pipe oth than boiler tubes with an externaldiameter >12.5mm	45 290	295 743	92 100	717 745
73066110	Hollow profiles of iron/steel,welded with an externaldiagonal <12.5 mm	-	19 000	-	10 000
73066190	Hollow profiles of iron/steel,welded with an externaldiagonal >=12.5 mm	36 665	210 920	79 485	451 571
73069092	Other than high presure pipes	99	198	536	1 027
73069099	Other high presure pipes	37	15 050	62	211 131
73071110	Hubless tube or pipe fittings	-	656	-	190
73071190	Other hubless tube or pipe fittings	54 863	268 059	148 604	819 215
73071900	Iron or steel; cast fittings, other than of non-malleable cast iron	658 259	2 663 126	1 713 652	6 718 370
73072110	Flanges, having an internal diameter of less than 15 cm	62	948	927	7 591
73072190	Other flanges, having an internal diameter of < 15 cm	124 284	399 479	861 569	2 185 939
73072210	Threaded elbows, bends and sleeves, having an internal diameter of less than 15 cm	13 768	40 563	115 160	388 056
73072290	Other threaded elbows, bends and sleeves, having an internal diameter of less than 15 cm	1 440	14 000	16 426	109 156
73072310	Butt welding fittings, having an internal diameter of less than 15 cm	612	6 578	1 238	23 767
73072390	Other butt welding fittings,having an internal diameter of less than 15 cm	214 318	345 104	1 452 573	3 673 183
73072910	Oth Flanges Having an internal diameter of less than 15 cm	6 287	54 163	22 267	193 949
73072990	Oth stainless steel oth than flanges,butt welding,threaded elbow,bend & sleeve of iron/steel>=15cm	177 388	583 573	346 617	1 955 286
73079110	Oth tube or pipe fittings flanges,internal diameter<15cm	3 561	40 278	23 274	262 396
73079190	Oth tube or pipe fittings flanges,internal diameter>=15cm	45 010	606 638	484 472	1 964 234
73079210	Oth tube/pipe fittings threaded elbows,bends&sleeves,internal diameter<15cm	4 350	4 350	99 500	99 500
73079290	Oth tube/pipe fittings threaded elbows,bends&sleeves,internal diameter>=15cm	286 525	520 522	653 320	746 504
73079310	Oth tube/pipe fittings,butt weldingfittings,internal diameter<15cm	-	18 369	-	96 576
73079390	Oth tube/pipe fittings,butt weldingfittings,internal diameter>=15cm	4 448	287 599	155 556	988 979
73079910	Oth tube/pipe fittings,not butt welding fittings/flanges/elbows,bends & sleeve,internal diameter<15cm	4 005	16 294	68 406	224 706
73079990	Oth tube/pipe fittings,not butt welding fittings/flanges/elbows,bends,sleeve internal diameter>=15cm	480 808	1 787 259	3 616 556	12 721 706
73081010	Bridges and bridge sect.prefabricated modular type joined by shear connectors of iron or steel	126	373	171	7 733
73081090	Other bridges and bridge sections of iron or steel	739 521	1 122 863	933 961	1 228 599
73082019	Other towers of iron or steel	10 129 951	25 925 521	15 638 555	41 564 164
73082021	Lattice masts, prefabricated modular type joined by shear connectors of iron or steel	-	3 842	-	35 796
73082029	Other lattice masts of iron or steel	20	281 838	162	111 175
73083010	Doors, of a thickness of 6 mm or more not exceeding 8 mm of iron or steel	4 128	16 437	27 922	97 311
73083090	Oth Doors, of a thickness of 6 mm or more, of iron or steel	707	16 975	1 708	52 748
73084090	Other equipment for scaffolding, shuttering, propping or pit propping	84 624	644 008	180 044	4 062 061



Tabel 3 : Ekspor Indonesia menurut Komoditi ( Kode HS 8 digit )

April 2019

Kode H S	Uraian golongan barang	Berat bersih (Kg)		Nilai F.O.B. ( U S \$ )	
		Bulan ini	Kumulatif	Bulan ini	Kumulatif
(1)	(2)	(3)	(4)	(5)	(6)
73089020	Other prefabricated modular type joinedby shear connectors	-	11 058	-	7 492
73089040	Oth corrugated and curved galvanised plates or sheets prepared for use in conduits, culverts or tunnels	11 500	21 924	20 223	31 991
73089060	Perforated cable trays of iron or steel	850	850	1 056	1 056
73089092	Guardrails of iron or steel	-	2 042	-	5 857
73089099	Other guardrails of iron or steel	3 674 691	8 700 094	5 413 296	13 064 008
73090019	Other lined or heat-insulated	1 414 435	5 374 894	80 957	369 301
73090091	Other lined or heat-insulated	-	1 924	-	6 950
73090099	Other not lined or heat-insulated	35 995	364 562	127 245	1 165 429
73101010	Tank,cask,drum,can,boxe&similar for any material capacity>50L&<=300L,of tinplate	36 019	96 833	53 048	199 067
73101091	Tank, cask, drum, can, boxe&similar, capacity>50L&<=300L, not tinplate, steel casting, forging/stamping in rough state	5 250	5 250	1 125	1 125
73101099	Other tank, cask, drum, can, boxe&similar, capacity>50L&<=300L, not tinplate, steel casting, forging/stamping in rough state	74 736	950 299	305 190	1 987 269
73102110	Cans which are to be closed by soldering or crimping,of capacity <1L	5 117	29 368	19 678	99 447
73102191	Cans which are to be closed by soldering or crimping,of capacity <1L of tinplate	10 117	111 541	23 115	238 413
73102199	Other cans which are to be closed by soldering or crimping >1L & <50L	125 561	371 661	378 916	1 209 129
73102910	Other casting, forging or stamping, in the rough state, capacity <1L&<50L,of tinplate	58 032	250 619	210 240	868 289
73102999	Other not casting, forging or stamping, in the rough statecapacity >1L&<50L,of tinplate	99 846	558 800	276 674	1 076 551
73110024	Containers for compressed/liquefied gas,of iron/steel seamless steel cylinders,capacity>30L &<110L for LPG	-	67 050	-	36 675
73110026	Oth containers for compressed/liquefied gas seamless steel cylinders, capacity<30L	-	1	-	11
73110027	Oth containers for compressed/liquefied gas,seamless steel cylinders,capacity>30L&<110L	-	35 066	-	51 475
73110029	Oth containers for compressed/liquefied gas seamless steel cylinders, capacity>30L	118 644	357 448	18 993	258 313
73110094	Other Containers for compressed or liquefied gas, of iron or steel with capacity > 30L &< 110L	-	15 425	-	16 778
73110099	Other Containers for compressed or liquefied gas, of iron or steel with capacity > 110L	92 124	507 681	54 854	1 326 446
73121010	Standed wire,ropes & cables for locked coil,flattened strands&non rotating wire rope	-	120	-	435
73121020	Stranded wire,rope&cables by plated or coated with brass & of a diameter <=3mm	5 049 674	20 721 506	8 718 173	36 772 677
73121091	Other stranded steel wires for prestressing concrete	423 796	3 126 700	357 392	2 696 237
73121099	Other stranded wire, rope and cables not prestressed concrete strand wire	11 131	61 662	31 488	236 035
73129000	Iron or steel; plaited bands, slings and the like, not electrically insulated	839 108	3 417 275	1 705 454	7 097 671
73130000	Barbed wire of iron/steel; twisted hoop/single flat wire,barbed/not, & loosely twisted double wire,used for fencing	111 243	202 323	156 419	293 924
73141200	Woven cloth with endless bands formachinery, of stainless steel	-	100	-	214
73141400	Iron or steel; woven cloth, of stainless steel, (other than endless bands for machinery)	138	2 566	6 146	42 472
73141990	Other endless bands for machinery oth than of not stainless steel	56	12 422	2 898	6 130
73142000	Grill,netting&fencing, welded at intersect, of wire withmax cross-sectional dimension>= 3mm & having a mesh>=100cm2	201	2 874	1 917	36 694
73143900	Iron or steel wire; grill, netting and fencing, welded at the intersection, n.e.c. in item no. 7314.20, (other than plated or coated with zinc)	-	944	-	260
73144100	Iron or steel wire; grill, netting and fencing, plated or coated with zinc	407 507	1 272 734	554 363	1 670 980
73144200	Iron or steel wire; grill, netting and fencing, coated with plastic	59 136	229 540	83 272	324 125

Tabel 3 : Ekspor Indonesia menurut Komoditi ( Kode HS 8 digit )

April 2019

Kode H S	Uraian golongan barang	Berat bersih (Kg)		Nilai F.O.B. ( U S \$ )	
		Bulan ini	Kumulatif	Bulan ini	Kumulatif
(1)	(2)	(3)	(4)	(5)	(6)
73144900	Iron or steel wire; grill, netting and fencing, coated with materials other than zinc or plastic	-	45	-	760
73151110	Roller chain for bicycles or motorcycle chain	823	1 765	11 337	39 034
73151191	Other roller chain,transmision type of a pitch length >= 6mm & < 32mm	-	6 189	-	2 340
73151199	Other roller chain, transmision type of a pitch length > 32 mm	267	3 049	7 754	52 950
73151210	Other chain, bicycle or motorcycle chain	2 202	4 404	8 140	15 901
73151290	Other chain, not bicycle or motorcycle chain	17 536	43 725	112 309	192 272
73151910	Part of bicycles of motorcycle chain	23	46	297	1 115
73152000	Skid chain of iron or steel	-	50	-	22
73158100	Stud-link of iron or steel	-	4 960	-	1 091
73158200	Chain; welded link chain, of iron or steel	27	25 767	527	32 824
73158990	Other chain not formotorcycles and bicycles	40 831	43 078	211 154	215 886
73159090	Other parts of not bicycle or motorcycle chain	350 467	1 592 586	1 059 400	4 422 779
73160000	Anchors, grapnels and parts thereof, of iron or steel.	5 000	18 857	3 687	13 045
73170010	Wire nails of iron or steel	6 264	24 551	23 908	76 225
73170020	Staples of iron or steel	750	900	83	747
73170090	Other wires,staples,dog spikes for sleepes;gang nails of iron or steel	4 080	10 718	5 921	7 771
73181100	Threaded articles, coach screws	225	1 785	1 277	5 935
73181210	Threaded articles other wood screws having a shank of an external diameter <= 16 mm	-	7	-	103
73181290	Other threaded articles other wood screws	3 089	4 873	21 242	57 677
73181300	Screw hooks and screw rings	684	1 594	3 591	7 177
73181410	Self-tapping screws, having a shank of an external diameter not exceeding 16 mm	-	13 894	-	22 060
73181490	Other Self-tapping screw	9 331	24 991	38 916	183 559
73181510	Other screws and bolts, whether or not with their nuts , or washers having a shank of an external diameter <= 16 mm	314 331	1 261 828	911 615	3 761 666
73181590	Other screws and bolts, whether or not with their nuts or washers, having a shank of an external diameter > 16 mm	689 215	2 694 277	3 432 144	13 511 564
73181610	Nuts for bolts having a shank of an external diameter not exceeding 16 mm	157 969	558 206	1 166 442	4 630 027
73181690	Other nuts for bolts having a shank of an external diameter not exceeding 16 mm	32 986	116 847	273 691	1 057 564
73181910	Other treaded articles having a shank of an external diameter not exceeding 16 mm	3 209	4 028	11 021	45 297
73181990	Other treaded articles having a shank of an external diameter > 16 mm	6 343	18 319	59 166	164 703
73182100	Non-threaded articles, spring washers & other lock washers	28	242	1 146	7 095
73182200	Non-threaded articles, other washers	19 987	108 828	354 125	1 492 810
73182310	Rivets, having an external diameter not exceeding 16 mm	3	10	1 013	4 019
73182390	Other rivets	446	3 471	4 687	20 943
73182400	Cotters and cotter-pin	6 205	15 565	51 026	153 227
73182910	Other non articles, having a shank of an external diameter not exceeding 16 mm	10 282	51 988	103 895	431 840
73182990	Other non articles, having a shank of an external diameter > 16 mm	94 874	403 076	535 941	2 179 842
73194010	Safety pins	2 575	13 056	3 582	25 663
73194020	Other pins	436	1 863	2 253	17 854
73199010	Sewing, darning or embroidery needles	43	235	2 868	11 011
73199090	Other sewing, darning or embroidery needles	1 409	18 307	9 661	48 668
73201011	Suitable for use on motor vehicles of heading 87.02, 87.03 or 87.04	2 334 738	9 786 812	4 147 685	17 791 386
73201012	Suitable for use on other motor vehicles	163 348	652 919	394 000	1 553 708
73201019	Other leaf-springs and leaves therefor :	23 808	110 096	31 720	172 798
73201090	Other suitable for use on motor vehicles or machinery of heading 84.29 or 84.30	46 292	230 610	59 547	349 037
73202011	Helical spring,suitable for use on motor vehicle/machinery of heading 84.29 or 84.30 for motor vehicles	67 534	400 964	316 274	1 473 339
73202012	Helical spring,suitable for use on motor vehicle/machinery of heading 84.29 or 84.30 for earth-moving machinery	240	721	4 626	13 731
73202019	Helical spring,suitable for use on motor vehicle/machinery of head 84.29/84.30 not for motor vhcl/earth-moving machine	6 987	30 610	50 758	190 770

Tabel 3 : Ekspor Indonesia menurut Komoditi ( Kode HS 8 digit )

April 2019

Kode H S	Uraian golongan barang	Berat bersih (Kg)		Nilai F.O.B. ( U S \$ )	
		Bulan ini	Kumulatif	Bulan ini	Kumulatif
(1)	(2)	(3)	(4)	(5)	(6)
73202090	Other helical spring,suitable for use on motor vhcl/machineof head 84.29/84.30 not for motor vhcl/earth-moving machine	33 575	127 064	162 565	521 017
73209010	Other suitable for use on motor vehicles	579	7 919	6 082	115 267
73209090	Other suitable not for use on motor vehicles	223 916	553 791	445 005	1 174 634
73211100	Cooking appliances and plate warmers, for gas fuel or for both gas and other fuels	62 288	285 362	397 471	1 922 855
73211200	Cooking appliances and plate warmers, for liquid fuel	36	35 917	50	118 386
73211990	Other, including appliances not for solid fuel	1 730	18 070	789	47 905
73218100	Domestic appliances; non-electric, (other than cookers and plate warmers), for gas fuel or for both gas and other fuels, of iron or steel	1 340	1 340	7 194	7 194
73218200	Domestic appliances; non-electric, (other than cookers and plate warmers), for liquid fuel, of iron or steel	1 550	3 013	1 145	1 755
73218900	Domestic appliances; non-electric, (other than cookers and plate warmers), for solid fuel and fuels other than gas or liquid, of iron or steel	148	1 763	3 567	11 065
73219010	Parts of kerosene stoves	4 168	9 543	4 567	19 943
73219020	Parts of cooking appliances & plate warmers using gas fuel	284	26 516	3 472	55 579
73219090	Other parts of kerosene stoves/cooking appliances and plate warmers using gas fuel	2 676	24 476	23 647	118 184
73221900	Radiators and parts there of, not of cast iron	-	1 422	-	1 375
73229000	Air heaters and hot air distributors, (not electrically heated), incorporating a motor-driven fan or blower and parts thereof, of iron or steel	175	5 251	96	11 343
73231000	Iron or steel wool; pot scourers and scouring/polishing pads,gloves and the like	8 616	57 624	37 746	253 669
73239110	Kitchenware of cast iron, not enamelled	6 735	25 504	8 145	45 493
73239190	Tableware/oth household articles and parts thereof,of cast iron, not enamelled :	1 966	9 976	10 868	41 867
73239200	Tableware,kitchenware/oth household articles&parts thereof,of cast iron,enamelled	5 469	13 078	59 347	138 522
73239310	Kitchenware of stainless steel	76 221	249 920	627 353	2 140 571
73239320	Ashtray of stainless steel	-	83	-	1 313
73239390	Tableware/oth household articles and parts thereof,of stainless steel	79 261	315 707	1 160 056	4 685 846
73239400	Tableware,kitchenware/oth household articles&parts thereof,of iron (other than cast iron) or steel, enamelled	46 847	239 494	364 915	1 708 039
73239910	Kitchenware of iron other than stainless steel andcast iron	1	14 238	4	37 562
73239990	Tableware,kitchenware/oth household articles&parts thereof,of iron other than stainless steel and cast iron	39 910	208 565	185 568	911 001
73241010	Sinks and wash basins, of stainless steel, kitchen sinks	308	4 918	2 659	13 997
73241090	Other sinks and wash basins, of stainless steel	6 579	41 138	36 029	225 576
73242110	Bathtubs having rectangular or oblong interior shape, of cast iron, whether or not enamelled	160	1 105	1 015	9 599
73242910	Other bathtubs having rectangular or oblong interior shape,not of cast iron, whether or not enamelled	-	615	-	20 502
73242990	Oth bathtubs not having rectangular/oblong interior shape, not of cast iron, whether or not enamelled	227	4 660	5 637	22 085
73249010	Other, including parts, flushing water closets or urinals (fixed type)	2 560	3 046	6 471	7 709
73249091	Parts of kitchen sinks or bathtubs	24	32	117	157
73249099	Other parts of kitchen sinks or bathtubs/flushing water closets or urinals (fixed type)	2 570	7 538	37 164	126 264
73251020	Manhole covers, gratings and frames therefor, of non-malleable cast iron	-	21 956	-	34 604
73251090	Oth cast artic iron/steel,no malleable cast iron,unmanholecover,gratings&frame therefor/spout&cup for latex collect	14 268	46 225	73 162	214 319
73259100	Grinding balls and similar articles for mills not of non-malleable cast iron	20	20	26	26
73259920	Manhole covers, gratings and frames there for not of non-malleable cast iron	-	4	-	209
73259990	Other manhole covers, gratings and frames there for not of non-malleable cast iron	373 844	1 338 664	1 083 239	3 416 420
73261100	Grinding balls & similar articles for mills,forged/stamped,but not further worked	96 000	722 913	86 234	655 985

Tabel 3 : Ekspor Indonesia menurut Komoditi ( Kode HS 8 digit )

April 2019

Kode H S	Uraian golongan barang	Berat bersih (Kg)		Nilai F.O.B. ( U S \$ )	
		Bulan ini	Kumulatif	Bulan ini	Kumulatif
(1)	(2)	(3)	(4)	(5)	(6)
73261900	Iron or steel; articles n.e.c. in item no. 7326.11, forged or stamped, but not further worked	259 651	944 960	1 091 869	3 862 845
73262050	Poultry cages and the like of iron or steel wire	32 700	118 508	3 000	11 586
73262090	Articles of iron or steel wire not poultry cages & the like or rat traps	2 628 172	8 827 392	3 230 907	10 866 542
73269010	Ships' rudders	108	66 080	1 453	451 078
73269030	Stainless steel clamp assemblies with rubber sleeves used for hubless cast iron pipes and pipe fittings	20 112	79 067	178 753	310 772
73269091	Cigarette cases and boxes	36 000	180 038	45 158	236 916
73269099	Cigarette cases and boxes, not of iron or steel	2 052 905	7 352 045	3 782 196	21 043 629
74010000	Copper mattes; cement copper (precipitated copper).	154 074	1 154 414	494 322	1 259 797
74020000	Unrefined copper; copper anodes for electrolytic refining.	-	23 000	-	69 000
74031100	Refined copper for cathodes and sections of cathodes	14 564 406	45 026 782	93 621 918	285 485 102
74031900	Copper; refined, unwrought, n.e.c. in item no. 7403.1	164 467	621 271	1 037 429	3 834 748
74032100	Copper-zinc base alloys (brass)	77 739	171 894	383 811	750 602
74032200	Copper-tin base alloys (bronze)	97 243	307 730	534 683	1 673 104
74032900	Copper; copper alloys n.e.c. in heading no. 7403 (other than master alloys of heading no. 7405)	7 987	7 987	65 876	65 876
74040000	Copper waste and scrap.	3 622 014	14 661 415	20 039 081	78 995 650
74062000	Powders of lamellar structure; flakes	1 194 411	3 666 262	6 610 857	19 824 731
74071040	Bars and rods of refined copper	512 000	2 627 242	3 431 546	16 928 043
74072100	Copper bars, rods and profiles of copper-zinc base alloys (brass) of copper alloys	200 555	780 248	995 645	3 765 154
74072900	Copper; bars, rods and profiles, of copper alloys (other than copper-zinc base alloys)	-	12	-	142
74081110	Copper wire of refined copper, which the max cross-sectional dimension does not exceed 14 mm	1 459 845	5 128 967	9 955 851	33 445 033
74081190	Copper wire of refined copper, which the maximum cross-sectional dimension does exceed 14 mm	534 000	2 776 798	3 662 399	18 065 335
74081900	Copper; wire, of refined copper, of which the maximum cross-sectional dimension is 6mm or less	3 067 755	12 255 408	20 742 542	80 302 570
74082100	Copper wire, of copper alloys, of copper-zinc base alloys (brass)	465 865	1 213 070	3 157 973	7 945 102
74082200	Copper wire, of copper alloys of copper-nickel base alloys (cupro-nickel)/copper-nickel-zinc base alloys (nickel silver)	8	8	813	813
74082900	Copper; wire, of copper alloys (other than copper-zinc base alloys, copper-nickel base alloys or copper-nickel-zinc base alloys)	117 392	196 817	745 919	1 211 440
74091100	Copper plates, sheets & strip, of a thickness > 0.15 mm of refined copper in coils	2 852	3 342	21 163	25 186
74091900	Copper; plates and sheets, of a thickness exceeding 0.15mm, of refined copper, not in coils	1 104	5 413	15 890	65 600
74092100	Copper plates, sheets and strip, of a thickness > 0.15 mm of copper zinc base alloys (brass) in coils	3 025	12 668	21 115	80 904
74092900	Copper; plates and sheets, of a thickness exceeding 0.15mm, of copper-zinc base alloys (brass), not in coils	1 157	3 739	13 373	84 698
74093100	Copper plates, sheets and strip, of a thickness > 0.15 mm of copper tin base alloys in coils	2 524	2 836	17 189	20 249
74093900	Copper; plates and sheets, of a thickness exceeding 0.15mm, of copper-tin base alloys, not in coils	4 734	10 456	30 023	71 334
74099000	Copper; plates, sheets and strip, of a thickness exceeding 0.15mm, of copper alloys	0	154	56	3 856
74102110	Copper clad laminate for printed circuit boards, of refined copper, backed	-	139	-	14 980
74102190	Other copper clad laminate not for printer circuit boards, backed	5	9	503	559
74111000	Copper tubes & pipes of refined copper	15 278	46 538	147 307	557 416
74112100	Copper tubes & pipes of copper alloys with copper-zinc base alloys (brass)	1	1 047	9	25 435
74112900	Copper; tubes and pipes, of copper alloys (other than copper-zinc, copper-nickel base alloys (cupro-nickel) or copper-nickel-zinc base alloys (nickel-silver))	-	539	-	23 602
74121000	Copper tube or pipe fittings of refined copper	-	207	-	3 091
74122099	Other of copper alloys, copper tube or pipe fittings not of copper-zinc base alloys (brass)	8 880	86 726	164 365	1 342 189
74130010	Stranded wire, cables, plaited bands & the like, of copper, not electrically insulated, of a diameter <= 28.28 mm	0	0	5	5

Tabel 3 : Ekspor Indonesia menurut Komoditi ( Kode HS 8 digit )

April 2019

Kode H S	Uraian golongan barang	Berat bersih (Kg)		Nilai F.O.B. ( U S \$ )	
		Bulan ini	Kumulatif	Bulan ini	Kumulatif
(1)	(2)	(3)	(4)	(5)	(6)
74130090	Stranded wire, cables, plaited bands & the like, of copper,not electrically insulated, of a diameter > 28.28 mm	0	208	4	22 739
74151010	Nails and tacks, similar articles of cooper	80	518	60	368
74151020	Staples and similar articles of cooper	-	565	-	547
74151090	Drawing pins and similar articles of cooper	2 676	3 472	11 815	24 163
74152100	Washers (including spring washers),other articles,not threaded	3	780	205	7 785
74152900	Copper; rivets, cotters, cotter-pins and similar articles, not threaded	94	381	16 205	124 111
74153310	Screws, other threaded articles	297	4 003	910	14 962
74153320	Bolts and nuts, other threaded articles	811	7 150	1 494	22 243
74153900	Copper; articles n.e.c. in heading no. 7415	8	9 260	127	21 219
74181030	Cooking or heating apparatus of a kind used for household purposes, non-electric and parts there of	673	774	356	401
74181090	Other household articels and parts thereof of coppers	2 412	3 316	6 523	18 427
74182000	Sanitary ware and parts thereof	2 409	21 366	12 223	151 763
74191000	Chain and parts thereof, other articles of cooper	6	6	212	212
74199110	Reservoirs, tanks, vats and similar containers not fitted with mechanical or thermal equipment	-	79 740	-	534 242
74199190	Other cast, moulded,stamped / forged but not further worked	4 495	15 483	65 065	231 962
74199931	Colth (including endless bands) grill & netting of copper wire for machinery	-	9	-	278
74199939	Colth (including endless bands) grill & netting of copper wire not for machinery	-	0	-	1
74199940	Pegas, colth (including endless bands) grill and netting of copper wire	51	14 070	3 515	41 011
74199950	Cigarette cases or boxes, colth (including endless bands) grill and netting of copper wire	-	48	-	1 162
74199960	Cooking or heating apparatus, other than of a kind used for domestic purposes, and parts thereof	49	52	6	18
74199970	Articles specially designed for use during religious rites	-	8	-	286
74199991	Electroplating anodes; capacity measures (other than for domestic use)	0	8	3	273
74199992	Reservoirs, tanks, vats & similar containers not fitted w/ mechanical/thermal equip of a capacity of 300 l or less	-	650	-	3 320
74199999	Other articles of non copper	2 405	2 988	34 335	58 310
75011000	Nickel mattes	4 429 627	21 640 751	36 089 228	162 516 804
75030000	Nickel waste and scrap.	8 198	82 831	32 227	457 063
75052200	Wire of nickel alloys	-	7 020	-	54 161
75061000	Nickel plates, sheets, strip & foil of nickel, not alloyed	0	1	5	6
75062000	Nickel plates, sheets, strip and foil of nickel alloys	43 500	43 526	368 726	369 931
75071200	Tubes and pipes of nickel alloys	-	650	-	211 255
75072000	Tube or pipe fittings	325	325	4 222	4 222
75089030	Bolts and nuts, other articles of not nickel	45	1 563	190	540
75089090	Other articles of nickel	13 680	26 769	1 275 333	1 820 896
76011000	Aluminium, not alloyed, Unwrought aluminium	295	1 495	1 278	2 118
76012000	Aluminium alloys,unwrought aluminium	4 491 567	18 827 272	7 830 880	32 432 037
76020000	Aluminium waste and scrap.	1 478 322	4 245 871	1 675 104	4 945 067
76031000	Aluminium powders of non lamellarstructure	-	1 080	-	3 377
76032010	Aluminium flakes of lamellar structure	-	50	-	1 832
76032020	Aluminium Powders of lamellar structure	-	10	-	791
76041010	Bars and arods of aluminium, not alloyed	3 340	14 513	16 856	82 485
76041090	Profiles of aluminium, alloyed	59 849	352 228	676 774	3 757 800
76042110	Perforated tube profiles for use in evaporator coils ofmotor vhcl ac machines, hollow profiles of aluminium alloys	34	16 124	1 332	76 370
76042120	Aluminium spacers(with one side have light perforations along its w/ length),hollow profiles of aluminium alloys	38	44	4 292	4 902
76042190	Other hollow profiles of aluminium alloys	108 303	261 921	425 785	1 140 867
76042910	Extruded bars and rods non aluminium alloys	2 203 859	9 411 470	7 871 374	33 634 264
76042930	Y-shaped profiles for zip fasteners, in coils non aluminium alloys	-	30	-	30
76042990	Other extruded bars, rods and profiles of non aluminium alloys	42 813	343 798	165 690	1 447 607
76051100	Aluminium wire not alloyed, of which the maximum cross-sectional dimension exceeds 7 mm	333 157	1 656 100	809 848	4 010 350
76051990	Other aluminium wire of non aluminiumnot alloyed	22 800	117 302	69 126	382 084

Tabel 3 : Ekspor Indonesia menurut Komoditi ( Kode HS 8 digit )

April 2019

Kode H S	Uraian golongan barang	Berat bersih (Kg)		Nilai F.O.B. ( U S \$ )	
		Bulan ini	Kumulatif	Bulan ini	Kumulatif
(1)	(2)	(3)	(4)	(5)	(6)
76052100	Aluminium wire of alloys, of which the maximum cross-sectional dimension > 7 mm	-	13 000	-	40 610
76052990	Aluminium wire of non aluminium alloys with a diameter < 0.254mm	55	47 867	74	147 438
76061110	Aluminium plates, sheets & strip of plain or figured by rolling of thickness > 0.2 mm	5 853 173	17 373 821	15 155 196	45 510 876
76061190	Oth aluminium plates, sheets & strip of plain/figured by rolling of thickness > 0.2 mm	2	293	70	4 733
76061220	Aluminium plates, not sensitised, of a kind used in the printing industry	993	1 022	11 597	17 566
76061232	Sheets of aluminium alloy for making can stock including end stock and tab stock, of aluminium alloys in coils	73 257	7 129 936	114 191	18 572 615
76061233	Sheets of aluminium alloy 5082,5182,<1m in with in coils	-	18 824	-	47 146
76061235	Other aluminium sheet/coil not exceeding 1,000 mm in width	220	610	2 750	7 790
76061239	Oth plain/figured by rolling/pressing but not surface treated of non aluminium alloys	-	45	-	531
76061290	Oth non aluminium alloys plain/figured by rolling/pressing but not surface treated	773 614	3 030 560	1 989 664	8 095 900
76069100	Aluminium; plates, sheets and strip, thickness exceeding 0.2mm, not alloyed, (not rectangular or square)	-	882	-	22 913
76069200	Aluminium; plates, sheets and strip, thickness exceeding 0.2mm, alloys, (not rectangular or square)	113 123	152 869	277 151	396 405
76071100	Aluminium foil rolled but not further worked, not backed	924 458	6 584 203	3 030 349	21 563 287
76071900	Aluminium; foil, (not backed), of a thickness not exceeding 0.2mm, not rolled	221 964	1 258 030	621 080	3 496 276
76072010	Aluminium foil for thermal insulation, backed	7 166	33 118	23 033	107 789
76072090	Aluminium foil not for thermal insulation, backed	112 506	374 176	546 701	1 880 808
76081000	Aluminium tubes and pipes of aluminium, not alloyed	1 080	4 894	10 434	48 470
76082000	Aluminium tubes and pipes of aluminium alloys	196 168	765 546	1 012 589	3 957 126
76090000	Aluminium tube or pipe fittings (for example, couplings, elbows, sleeves)	37 885	124 861	140 427	504 444
76101010	Aluminium structure for doors & their frames and thresholds for doors	59 820	224 126	555 720	2 120 490
76101090	Aluminium structure for windows & their frames & thresholds for doors	57 134	175 504	180 239	736 074
76109030	Other aluminium structures internal/external floating roofs for petroleum storage tanks	-	706	-	384
76109091	Aluminium structure for bridges and bridge-sections; towers or lattice masts	14 925	26 774	91 460	147 663
76109099	Oth aluminium structure not for bridges & bridge-sections; towers or lattice masts	123 501	316 293	458 986	1 342 680
76110000	Aluminium reservoirs, tanks, vats and similar containers for any material	1 522	5 407	7 145	44 984
76121000	Aluminium collapsible tubular containers	6 951	20 657	58 369	192 181
76129090	Other aluminium casks, drums, cans, boxes & containers for any material	683 898	2 309 936	3 243 209	10 130 575
76130000	Aluminium containers for compressed or liquefied gas.	22 125	96 320	143 877	642 249
76141011	Cables with steel core cables of a diameter not < 25.3 mm	-	4 732	-	18 267
76141019	Cables of aluminium, not electrically insulated, with steel core, a diameter > 28.28 mm	16 391	33 804	284 868	962 487
76141090	Stranded wire, plaited bands and the like, of aluminium, not electrically insulated, With steel core	5 961	7 545	18 322	19 870
76149011	Cables of aluminium, not electrically insulated, without core, diameter < 25.3 mm	8	66 171	42	719 982
76149019	Cables of aluminium, not electrically insulated, without steel core, a diameter > 28.28 mm	3	3	338	338
76149090	Without steel core	89 152	271 453	411 240	1 378 765
76151090	Tableware, kitchenware or Other household articles and parts thereof of aluminium	139 833	345 540	950 705	2 321 419
76152020	Bedpans, urinals and chamber-pots of aluminium	-	15	-	295
76152090	Other sanitary ware and parts thereof of aluminium	10 583	35 605	23 728	76 158
76161010	Nails of aluminium	-	972	-	120
76161020	Staples and hooks, bolts and nuts of aluminium	90	334	623	3 260
76161090	tacks, screws, screw hooks, rivets, cotters, cotter-pins, washers and similar articles :of aluminium	6 860	15 474	61 953	150 780
76169100	Cloth, grill, netting and fencing, of aluminium wire	-	1 149	-	3 413
76169920	Ferrules for use in the manufacture of pencils of aluminium	73	73	751	751

Tabel 3 : Ekspor Indonesia menurut Komoditi ( Kode HS 8 digit )

April 2019

Kode H S	Uraian golongan barang	Berat bersih (Kg)		Nilai F.O.B. ( U S \$ )	
		Bulan ini	Kumulatif	Bulan ini	Kumulatif
(1)	(2)	(3)	(4)	(5)	(6)
76169930	Aluminium Slugs, round, of such dimension that the thickness exceeds one-tenth of the diameter	-	71	-	51
76169940	Bobbins, spools, reels and similarsupports for textile yarnof aluminium	2 879	44 271	80 867	452 888
76169951	Venetian blinds of aluminium	2 653	13 749	27 749	142 744
76169959	Blinds other than venetian blind of aluminium	757	1 152	21 063	37 860
76169990	Other articles of aluminium	79 414	286 091	451 435	1 682 273
78011000	Unwrought refined lead	198 470	1 785 661	435 339	3 787 142
78019100	Unrefined lead containing by weight antimonyas the principal other element	88 918	393 889	217 601	898 429
78020000	Lead waste and scrap	3	3	45 844	45 844
78041190	Lead sheets, strip and foil of a 0.15 mm<=thicknes<0.2mm	-	22 005	-	58 048
78041900	Lead plates	-	127	-	230
78060020	Lead bars , rods, profiles and wire	41 445	142 645	342 994	1 449 131
78060040	Lead wool,washers,electro-plating anodes	-	1 679	-	20 674
79011100	Unwrought zinc, not alloyed containing by weight 99.99% or more	20	350	89	1 161
79011200	Unwrought zinc, not alloyed containing by weight< 99.99%	-	177 894	-	415 674
79012000	Unwrought zinc, alloys	45 620	70 600	94 662	153 115
79020000	zinc waste and scrap	379 344	1 888 376	652 799	3 715 526
79031000	Zinc dust	68 688	504 761	234 226	1 045 059
79039000	Zinc powders and flakes	-	3 450	-	2 277
79040000	Zinc bars,rods, profiles and wire	-	1 043	-	6 738
79050040	Zinc bars, rods, profiles and wire, of a thickness<=0.15mm	811	3 236	4 016	12 192
79050090	Zinc bars, rods, profiles and wire, of a thickness>0.15mm	251	2 386	101	371
79070030	Gutters, roof capping, skylight frames &oth fabricatedbuilding components of zinc	2 947	19 000	377	4 691
79070040	Tubes, pipes and tube or pipe fittings (example couplings, elbows, sleeves) of zinc	1	2 588	1	17 283
79070091	Cigarette cases or boxes; ashtrays of zinc	-	0	-	19
79070092	Other household articles of zinc	1 985	5 653	856	9 757
79070099	Other articles undefined of zinc	236 840	1 050 732	136 125	640 785
80011000	Unwrought tin, not alloyed	5 660 000	20 565 000	115 125 275	426 876 900
80012000	Unwrought tin alloys	700	700	34 223	34 223
80030010	Tin bar for Soldering	128 726	491 253	2 822 502	10 362 941
80070099	Other articles of tin not yet defined	800	2 000	32 432	80 276
81019600	Tungsten (wolfram) Wire	-	1 200	-	4 888
81019700	Tungsten (wolfram) Waste and scrap	7 735	51 163	142 714	667 610
81029600	Molybdenum wire	-	90	-	323
81032000	Unwrought tantalum, including bars and rods obtained simply by sintering; powders	-	81	-	48 664
81033000	Tantalum waste and scrap	20 296	83 658	486 810	2 125 960
81039000	Tantalum; articles n.e.c. in heading no. 8103	75	75	39 450	39 450
81041900	Unwrought magnesium contain< 99.8 % by weight of magnesium	-	147	-	640
81042000	Unwrought magnesium waste and scrap	79 362	317 658	98 409	375 936
81083000	Titanium waste and scrap	12 945	20 445	51 628	83 503
81089000	Titanium; other than unwrought, n.e.c. in heading no. 8108	6	64	2	1 491
81099000	Zirconium; other than unwrought, n.e.c. in heading no. 8109	-	4	-	2
81101000	Unwrought antimony powders	122 288	473 771	512 871	1 958 362
81125200	Waste and scrap of thallium	-	9	-	71
81129900	Gallium, germanium, hafnium, indium, niobium (columbium), rhenium and vanadium; articles thereof, other than unwrought including waste and scrap and powders	-	85	-	1 150
81130000	Cermets and articles thereof, including waste and scrap	-	391	-	2 028
82011000	hand tools Spades and shovels	91	673	251	1 226
82013010	hand tools Hoes and rakes	-	30	-	30
82013090	hand tools Mattocks, picks	1 380	4 752	771	4 738
82014000	Axes, bill hooks and similar hewing tools	-	30	-	100
82015000	Secateurs and similar one-handed pruners and shears(including poultry shears)	-	284	-	554
82019000	Tools, hand; forks, scythes, sickles, hay knives, timber wedges, and other hand tools of a kind used in agriculture, horticulture or forestry n.e.c. in heading 8201	737	3 772	3 253	38 811
82021000	Hand saws	53	384	278	1 305
82022000	Band saw blades	13	74	746	1 166
82023100	Circular saw blades with working part of steel	2 571	7 185	114 944	340 532

Tabel 3 : Ekspor Indonesia menurut Komoditi ( Kode HS 8 digit )

April 2019

Kode H S	Uraian golongan barang	Berat bersih (Kg)		Nilai F.O.B. ( U S \$ )	
		Bulan ini	Kumulatif	Bulan ini	Kumulatif
(1)	(2)	(3)	(4)	(5)	(6)
82023900	Tools, hand; circular saw blades (including slitting or slotting saw blades), with working part of materials (other than steel)	10 181	27 691	293 296	1 149 365
82024000	Chain saw blades	-	59	-	1 160
82029100	Straight saw blades, for working metal	-	15	-	187
82029910	Straight saw blades, for working Other than metal	2	7	72	99
82029990	Saw blades parts	38 130	209 671	476 459	2 322 708
82031000	Files, rasps and similar tools	35 258	120 681	182 701	757 931
82032000	Pliers (including cutting pliers),pincers, tweezers andsimilar tools	1 712	5 629	9 942	39 590
82033000	Metal cutting shears and similar tools	51	115	7 086	9 721
82034000	Pipe-cutters, bolt croppers, perforatingpunches, & similar tools	938	18 250	1 142	14 692
82041100	Hand operated spanners and wrenches non adjustable	1 534	5 144	8 098	48 022
82041200	Hand operated spanners and wrenchesa djustable	105	956	1 580	5 579
82042000	Interchangeable spanner sockets, with or without handles	799	2 539	8 509	18 215
82051000	Drilling, threading or tapping tools, hand operated	2 339	14 431	10 206	159 758
82052000	Hammers and sledge hammers	9 560	11 481	19 217	21 771
82053000	Planes, chisels, gouges & similarcutting tools for working wood	52	33 129	361	33 926
82054000	Screwdrivers	4 561	13 991	1 930	22 578
82055100	Tools, hand; household tools	151	22 507	222	12 465
82055900	Glaziers' diamonds	2 455	21 424	16 129	69 837
82056000	Blow lamps	55	8 051	5 000	6 496
82057000	Vices, clamps and the like	3 206	11 269	43 684	134 773
82059000	Tools, hand; n.e.c. in heading 8205, incl anvils, portable forges, hand/pedal-operated grinding wheels with frameworks, &sets of articles of two/more of the in heading 8205	2 474	4 054	98 566	132 995
82060000	Tools of two/ more of the headings82.02 to 82.05 put up in sets for retail sale	1 057	7 472	8 267	247 282
82071300	Rock drilling or earth boring tools, with working part of cermets, Interchangeable tools for hand tools	1 290	1 686	94 356	130 298
82071900	Rock drilling/ earth boring tools, without working part of cermets, Interchangeable tools for hand tools	2 582	36 077	205 344	600 512
82072000	Dies for drawing or extruding metal, Interchangeable tools for hand tools	2 641	55 743	128 698	938 234
82073000	Tools for pressing, stamping or punching, Interchangeable tools for hand tools	249 488	655 183	1 899 369	6 363 084
82074000	Tools for tapping or threading, Interchangeable tools for hand tools	240	1 692	39 086	93 998
82075000	Tools for drilling, other than for rock drilling, Interchangeable tools for hand tools	6 932	20 562	465 728	2 369 783
82076000	Tools for boring or broaching, Interchangeable tools for hand tools	9	56	5 887	24 813
82077000	Tools for milling, Interchangeable tools for hand tools	2 209	10 068	943 977	4 379 619
82078000	Tools for turning, Interchangeable tools for hand tools	-	11	-	350
82079000	Screw driving, interchangeable tools	12 394	56 418	52 040	1 600 441
82081000	Knives and cutting blades for metal working for machineor mechanical appliance	-	3 189	-	51 783
82082000	Knives and cutting blades for wood working for machineor mechanical appliance	60 850	322 659	590 074	2 952 178
82083000	Knives & cutting blades for kitchen appliances or for machines used by the food industry	133	133	588	588
82084000	Knives & cutting blades for agricultural,horticultural or forestry machines	-	68	-	138
82089000	Tools; knives and cutting blades, for machines or mechanical appliances, n.e.c. in heading no. 8208	2 045	4 129	63 904	194 469
82090000	Plates, sticks, tips and the like for tools, unmounted, of cermets	-	185	-	44 722
82100000	Hand-operated mechanical appliances, weighing <=10 kg used in preparation, conditioning or serving of food or drink.	2 745	2 880	45 660	53 902
82111000	Sets of assorted articles, Knives with cutting blades, serrated or not, oth than knives of heading 82.08	-	27	-	325
82119100	Table knives having fixed blades,serrated or not,oth than knives of heading 82.08	960	2 014	7 560	24 291



Tabel 3 : Ekspor Indonesia menurut Komoditi ( Kode HS 8 digit )

April 2019

Kode H S	Uraian golongan barang	Berat bersih (Kg)		Nilai F.O.B. ( U S \$ )	
		Bulan ini	Kumulatif	Bulan ini	Kumulatif
(1)	(2)	(3)	(4)	(5)	(6)
82119250	knives ,fix blades, handle of base metal for agricultural, horticultural/forestry, oth than of heading 82.08	250	280	928	958
82119291	Flick knives/ spring knives; hunting knives, diving knives and scouts' knives; penknives, with blades<= 15 cm length	-	101	-	3 000
82119299	Flick knives/ spring knives; hunting knives, diving knives and scouts' knives; penknives, with blades<15 cm length	1	5 472	17	102 286
82119390	Knives having other than fixed blades for household	116	3 288	1 122	33 911
82119490	Blades For knives of a kind use for household	-	5	-	142
82119500	Knife handles of base metal	-	3	-	5
82121000	Razors	545	639	6 696	11 280
82122010	Double-edged razor blades	607	1 174	17 951	38 679
82122090	Safety razor blade blanks in strips	46	55	615	639
82130000	Scissors, tailors' shears and similar shears, and blades there for	115	1 388	95	2 306
82141000	Paper knives, letter openers, erasing knives, pencil sharpeners and blades therefor	52	323	134	1 308
82142000	Manicure/ pedicure sets and instruments including nail files	11	106	12	2 494
82149000	Cutlery; hair clippers and mincing knives	5	2 219	21	50 393
82151000	Sets of assorted articles similar kitchen or tableware containing at least one article plated with precious metal	-	58	-	211
82152000	Sets of assorted articles similar kitchen or tableware	4 674	38 529	33 281	418 606
82159900	Similar kitchen/table ware not plated precious metal(example: Spoons,forks,ladles,skimmers,fish/butter knives,sugartongs)	121 465	583 255	1 327 601	6 308 294
83011000	Padlocks (key, combination/ electrically operated), of base metal	22	837	2 015	26 163
83012000	Locks of a kind used for motorvechiles	27 287	123 411	391 631	1 670 010
83013000	Locks of a kind used for furniture of base metal	1 713	5 819	3 958	24 480
83014020	Door locks of base metal	391	2 583	2 745	8 013
83014090	Other padlocks and locks of base metal	1 611	4 503	746	41 056
83015000	Clasps and frames with clasps, incorporating locks of basemetal	116	600	1 469	13 939
83016000	Parts of padlocks and locks of base metal	20 779	82 434	552 138	1 352 189
83017000	Keys presented separately of padlocks and lockof base metal	1 115	5 256	40 155	209 517
83021000	Hinges of base metal	10 500	51 416	131 941	558 935
83022090	Castors with mounting of base metal, a diameter< 100 mm (including tyres)	1 030	22 179	4 903	98 387
83023010	Hasps suitable for motor vechiles of base metal	-	81	-	338
83023090	mountings,fittings and similar articles suitable for motor vehicles of base metal	195 595	668 368	1 116 181	3 478 316
83024131	Hasps suitable for building of base metal, a kind suitablefor building	2 739	3 500	621	16 501
83024139	Bolts; hooksand eyes; staplesof base metal, a kind suitable for building	212	767	4 585	21 573
83024190	Other mounting, fittings, and similar article of base metal,a kind suitable for building	310 071	1 279 509	1 245 183	4 915 678
83024220	Hasps of base metal of a kind suitable for furniture	-	70	-	531
83024290	Other mounting, fittings, and similar article of base metal,a kind suitable for furniture	163 113	513 787	692 259	2 278 891
83024910	Base metal mountings, fittings and similar articles of a kind suitable for saddlery	62	328	533	9 140
83024991	Hasps of base metal a kind suitable for trunks, chests, caskets or the like	40 803	151 378	213 662	821 127
83024999	Base metal fittings and similar articles of a kind suitablefor trunks, chests, caskets or the like	263	63 854	18 856	222 452
83025000	Hat-racks,hat-pegs, brackets and similar fixtures of base metal	13 199	63 372	146 327	580 010
83026000	Automatic door closers of base metal	42 911	136 918	246 199	756 914
83030000	Armoured/reinforced safes,strong-boxes&doors, safe deposit lockers for strong-rooms, cash or deed boxes of base metal.	211 624	1 244 105	452 450	2 365 237
83040010	Filing cabinets or card-index cabinets of base metal	7 020	22 718	31 889	106 360
83040091	Office/desk equip of aluminium (paper trays,paper rests,pen trays,office-stamp) oth than office furniture of head 94.03.	18 900	109 075	95 167	583 651
83040099	Office/desk equip of other metal ( paper trays/ rests, pen trays,office-stamp) oth than office furniture of head 94.03.	300	3 605	145	8 463

Tabel 3 : Ekspor Indonesia menurut Komoditi ( Kode HS 8 digit )

April 2019

Kode H S	Uraian golongan barang	Berat bersih (Kg)		Nilai F.O.B. ( U S \$ )	
		Bulan ini	Kumulatif	Bulan ini	Kumulatif
(1)	(2)	(3)	(4)	(5)	(6)
83051090	Fittings for loose-leaf binders/files oth than double loop wire binders	113	412	42	2 714
83052010	Staples in strips for office use of base metal	1 195	3 221	1 791	2 652
83052020	Staples in strips for other than office use (example, upholstery, packaging) of iron or steel	3 255	7 686	15 851	46 875
83052090	Staples in strips for other than office use (example, upholstery, packaging) of other metal	-	62	-	1 668
83059010	Paper clips	613	626	4 987	5 012
83059090	Othrer office articles and part of base metal	-	2 177	-	6 943
83061000	Bells, gongs and the like, non-electric, of base metal	10 621	24 560	56 943	187 048
83062100	Statuetes and other ornamen plated with precious metal	5 783	10 724	43 820	53 637
83062910	Statuetes and other ornamen of copper or lead	35 413	141 358	197 980	1 122 166
83062920	Statuetes and other ornamen of nickel	-	6	-	269
83062930	Statuetes and other ornamen of aluminium	5 124	17 582	32 266	116 899
83062990	Statuetes and other ornamen of iron or steel	143 309	507 963	616 375	2 359 524
83063010	Photograph, picture or similar frames;mirrors : of copper	189	1 012	1 013	24 039
83063091	Metallic mirrors reflecting traffic views at roadintersections or sharp corners of base metal	3	63	10	413
83063099	Photograph,picture or similar frames;mirrors made of basemetal other than copper	13 585	56 718	60 713	287 452
83071000	Flexible tubing of base metal, with or without fittings of iron or steel	1 851	200 939	12 612	545 982
83079000	Flexible tubing of base metal, with or without fittings of other base metal	688	778	16 117	16 752
83081000	Hooks,eyes,eyelets of base metal used for clothing/clothingacc, footwear, jewellery, watches, books, awnings, leather	7 125	21 166	39 491	230 843
83082000	Tubular or bifurcated rivets of base metal	1	2 892	3	6 505
83089010	Beads including parts of base metal	1 526	3 786	6 168	27 120
83089090	Clasps, frames with clasps, buckles, buckle-clasps of base metal	1 195	13 002	38 708	319 943
83091000	Crown corks of base metal	-	70 654	-	151 673
83099010	Capsules for bottles of base metal	-	86	-	2 904
83099020	Top ends of aluminium cans	102 111	472 460	312 063	1 722 326
83099070	Other caps for cans of base metal	76 071	388 914	149 751	656 686
83099081	Bottle caps; screw caps of aluminium	-	21	-	120
83099089	Bungs for metal drums; bung covers; seals; case corner protectors of aluminium	24	6 554	684	61 102
83099091	Bottle caps; screw caps of base metal other than aluminium	73	113	1 031	1 245
83099092	Bungs for metal drums; bung covers; seals; case corner protectors of base metal other than aluminium	18 670	25 273	66 434	107 302
83099099	Other packing accessorie of base metal	8 794	26 728	40 079	164 094
83100000	Sign-plates, name-plates, address-plates and similar plates,numbers,letters,other symbols of base metal,excl head 94.05	164	3 965	16 175	68 308
83111010	Coated electrodes of base metal,for electricarc-welding in rolls	17 585	100 165	24 764	125 600
83111090	Coated electrodes of base metal, for electric arc-welding in a forms oth than rolls	370 092	2 391 928	723 275	4 654 451
83112021	Cored wire of alloy steel, by weight, contain>=4.5 % carbonand >=20 % chrom ,for electric arc-welding in rolls	-	105	-	859
83112029	Cored wire of alloy steel, by weight, contain>=4.5 % carbonand >=20 % chrom,for electric arc-welding, in rods	-	1 245	-	9 020
83112090	Cored wire made of base metal other than alloy steel , for electric arc-welding	2 202	3 042	6 464	11 145
83113021	Cored wire of alloy steel,by weight, contain>=4.5 % C and >=20 % Cr ,for soldering,brazing, welding by flame in rolls	-	1 200	-	1 812
83113029	Cored wire of alloy steel,by weight, contain>=4.5 % C and >=20 % Cr ,for soldering,brazing, welding by flame, in rods	20	20	48	48
83119000	Wire and rods, of agglomerated base metal powder, used for metal spraying	3 812	16 639	88 480	390 069
84013000	Fuel elements (cartridges), non-irradiated for nuclearreactors	-	80	-	9 793
84021110	Watertube boilers with a steam production>45 ton/hour electrically operated, other than central heating hot water	2	7 151	80	78 732

Tabel 3 : Ekspor Indonesia menurut Komoditi ( Kode HS 8 digit )

April 2019

Kode H S	Uraian golongan barang	Berat bersih (Kg)		Nilai F.O.B. ( U S \$ )	
		Bulan ini	Kumulatif	Bulan ini	Kumulatif
(1)	(2)	(3)	(4)	(5)	(6)
84021211	Watertube boilers,with a 15 ton/hour<steam production<= 45ton/hour, electric operated, oth than central heating hotwater	-	8	-	40
84021219	Watertube boilers with a steam production <15 ton/ hour , electric operated, oth than central heating hotwater	10 304	42 614	127 800	458 020
84021919	Boilers,includ hybrid boiler, steam production<=15 ton/hourelectrically operated, other than central heating hot water	300	300	9 120	9 120
84022010	Super-heated water boilers, electric operated, oth than central heating hotwater	-	108	-	112
84029090	Parts for Steam/other vapour generating boilers,oth than boiler bodies, shells or casings	587	227 701	12 727	1 061 395
84031000	Boilers for central heating boilers, other than those of heading 84.02.	397	115 742	39 680	450 560
84039090	Parts for central heating boilers, oth than Boiler bodies, shells or casings	-	198	-	5 300
84042000	Condensers (Auxiliary plant) for steam/ other vapour power units for use with boilers of heading 84.02 or 84.03	-	801 505	-	4 253 798
84049090	Part for use condensers/ Auxiliary plant ( subheadings 8404.20.00)	1 148	2 481	17 032	39 017
84051000	Producer gas or water gas generators, with/out purifiers; acetylene gas generators and similar water process gas	-	1	-	51
84059000	Parts of producer gas or water gas generators, with/out purifiers; acetylene gas generators and similar	3	19	20	115
84061000	Steam turbines and other vapour turbines.for marine propulsion	6	6	1 200	1 200
84069000	Part steam and other vapour turbines	85 640	403 887	761 341	3 053 903
84071000	Spark-ignition reciprocating or rotary internal combustion piston engines for Aircraft	839	8 320	200 100	1 555 280
84072110	Spark-ignition reciprocating or rotary internal combustion,a power <=22.38kW/30 hp, for outboard motors	-	27	-	4 353
84072190	Spark-ignition reciprocating or rotary internal combustion,a power>22.38kW/30 hp, for outboard motor	575	17 428	6 875	34 752
84072920	Spark-ignition reciprocating or rotary internal combustionfor marine propulsion engines,a power <=22.38kW/30 hp,	5 060	12 317	60 130	154 894
84072990	Spark-ignition reciprocating or rotary internal combustionfor marine propulsion engines,a power >22.38kW/30 hp,	323	1 182	12 350	31 720
84073211	Spark-reciprocating piston engines, cylinder capacity50 < cc <=110, for vehicles of Chapter 87.01	-	2 125	-	947
84073219	Spark-reciprocating piston engines, cylinder capacitycylinder capacity 50 < cc <=110, oth than 8701 or 8711	-	2	-	21
84073222	Spark-reciprocating piston engines, cylinder capacity110 < cc <=250, for vehicles of Chapter 87.01	1 461 676	6 046 769	14 542 881	50 254 049
84073320	Spark-reciprocating piston engines, cylinder capacity250 < cc <=1000, for vehicles of Chapter 87.01	-	1 456	-	39 075
84073450	Full assembled,spark- reciprocating piston engines,cylindercapacity<=1,100cc, for vehicles of Chapter 87.01	-	22	-	1 849
84073471	Full assembled,spark- reciprocating piston engines,cylindercapacity<=2000cc, for vehicles of Chapter 87	825 323	2 860 836	10 268 304	35 718 263
84073472	Full assembled,spark- reciprocating piston engines,cylindercapacity 2000< cc <=3000, for vehicles of heading 87	342 333	1 266 172	3 250 377	12 223 580
84073492	Assembled not complet, spark-reciprocating piston engines, cylinder capacity<=1,100cc, for vehicles of Chapter 87.01	165 201	737 878	1 546 386	6 800 693
84073494	Assembled not complet, spark-reciprocating piston engines, cylinder capacity<=2000cc, for vehicles of Chapter 87	947 121	3 323 515	6 150 789	21 387 349
84073495	Assembled not complet, spark-reciprocating piston engines, cylinder capacity 2000< cc <=3000, for vehicles of head 87	304 365	849 434	2 434 316	6 838 750
84079010	Oth Spark-ignition reciprocating/rotary internal combustionpiston engines, of a power<=18.65 kW	-	31	-	381
84081030	Diesel or semi-diesel engines ,a power 100< kW <=750 for marine propulsion	21 384	25 384	32 898	39 898
84081090	Diesel or semi-diesel engines ,a power >750 kW for marine propulsion	7 305	20 144	89 372	323 204

Tabel 3 : Ekspor Indonesia menurut Komoditi ( Kode HS 8 digit )

April 2019

Kode H S	Uraian golongan barang	Berat bersih (Kg)		Nilai F.O.B. ( U S \$ )	
		Bulan ini	Kumulatif	Bulan ini	Kumulatif
(1)	(2)	(3)	(4)	(5)	(6)
84082010	Fully assembled , Diesel/ semi-diesel engines for vechilesof subheading 8701.10	111	111	75	75
84082021	Fully assembled , Diesel/ semi-diesel engines, a cylinder capacity<=2000 cc, for vehicles of heading 87	-	3 139	-	28 710
84082022	Fully assembled , Diesel/ semi-diesel engines, a cylinder capacity 2000< cc<=3500 cc, for vehicles of heading 87	23 540	86 173	213 925	802 505
84082096	Assembled not complet, Diesel or semi-diesel engines, of cylinder capacity>3500 cc, for vehicles of heading 87	4 284	9 044	47 827	100 967
84089010	Other diesel or semi-diesel engines, a power <= 18.65 kW	278	3 567	568	44 045
84089051	Diesel or semi-diesel engines, power>100 kw, used of head84.29 or 84.30 (example buldozer,pile-driver,excavator)	211 738	701 833	4 227 554	13 710 425
84089059	Other Diesel or semi-diesel enginesOf a power exceeding 100 kW	51 973	268 220	395 407	2 023 207
84089091	Diesel or semi-diesel engines, power<100 kw, used of head84.29 or 84.30 (example buldozer,pile-driver,excavator)	-	1 175	-	220
84089099	Other Diesel or semi-diesel engines, a power<100 kW	35 491	307 274	288 460	2 560 745
84091000	Parts of spark-ignition combusttion piston engine,for aircraft	-	1 585	-	36 465
84099111	Carburettors and parts of gasoline engines,for heading 84.29 or 84.30 (exam;bulldozers,excavators,pile driver)	7	201	660	3 917
84099112	Cylinder blocks,crank cases of gasoline engines for heading 84.29 or 84.30 (example; excavators,pile driver)	193	737	1 768	5 554
84099113	Cylinder liner,with an internal diameter 50< mm <=155, of gasoline enginess, for heading 84.29 or 84.30	1 113	1 871	17 099	24 664
84099114	Cylinder liner,with an internal diameter >155 mm, of gasoline enginess, for heading 84.29 or 84.30	-	7 095	-	369
84099115	Cylinder heads and head covers, gasoline enginess, for heading 84.29 or 84.30	4 295	32 924	14 253	170 085
84099116	Pistons, with an internal diameter 50< mm <=155, of gasoline enginess, for heading 84.29 or 84.30	-	1	-	9
84099117	Pistons, with an internal diameter >155 mm, of gasoline enginess, for heading 84.29 or 84.30	1 366	18 008	30 748	235 494
84099118	Piston rings and gudgeon pins, of gasoline negine, for heading 84.29 or 84.30	19 864	76 428	1 093 441	4 217 763
84099119	Other parts undefinied of gasoline engine for heading 84.29 or 84.30	117 753	517 098	551 081	2 291 333
84099122	Cylinder blocks,crank cases of gasoline enginess, for vehicles of heading 87.01	-	77	-	2 326
84099124	Cylinder liner,with an internal diameter >155 mm, of gasoline enginess, for vehicles of heading 87.01	-	113	-	4 121
84099129	Other parts undefinied of gasoline engine for vehicles of heading 87.01	59	2 337	7 004	21 247
84099131	Carburettors and parts of gasoline engines, for vehicles of heading 87.11	1 153	9 707	28 217	594 297
84099132	Cylinder blocks,crank cases of gasoline enginess, for vehicles of heading 87.11	19 939	51 342	220 789	572 681
84099134	Cylinder liner,with an internal diameter 50< mm <=155, of gasoline enginess, for heading 8701	130	130	288	288
84099135	Cylinder liner,with an internal diameter >155 mm, of gasoline enginess, for vehicles of heading 87.11	90 631	327 742	643 649	2 351 264
84099137	Pistons, with an internal diameter 50< mm <=155, of gasoline enginess, for vehicles of heading 87.11	7 616	32 955	292 665	1 250 608
84099138	Piston rings and gudgeon pins, of gasoline engines, for vehicles of heading 87.11	954	3 359	51 415	160 244
84099139	Other parts undefinied of gasoline engine for vehicles of heading 87.11	101 117	345 005	3 617 552	13 329 222
84099141	Carburettors and parts of gasoline engines, for vehicles of chapt 87, oth than 8701 or 87.11	53 456	178 714	2 383 007	7 704 751
84099142	Cylinder blocks,crank cases of gasoline enginess, for vehicles of chapt 87, oth than 8701 or 87.11	222 447	1 027 157	1 109 744	5 074 305
84099144	Cylinder liner,with internal diameter >155 mm,of gasoline enginess,for vehicles of chapt 87,oth than 8701 or 8711	3 410	14 950	51 713	242 587
84099145	Cylinder heads and head covers, of gasoline engine,for vehicles of chapt 87,oth than 8701 or 8711	126 327	350 767	727 822	2 263 689
84099146	Pistons, with an external diameter 50<= mm< 155 for other vehicles of chapt 87, oth than 8701 or 87.11	3 963	9 614	75 300	184 298

Tabel 3 : Ekspor Indonesia menurut Komoditi ( Kode HS 8 digit )

April 2019

Kode H S	Uraian golongan barang	Berat bersih (Kg)		Nilai F.O.B. ( U S \$ )	
		Bulan ini	Kumulatif	Bulan ini	Kumulatif
(1)	(2)	(3)	(4)	(5)	(6)
84099147	Pistons, with an external diameter >155 mm for other vehicles of chapt 87, oth than 8701 or 87.11	51	77	694	1 991
84099148	Piston rings and gudgeon pins for other vehicles of Chapter87, oth than 8701 or 87.11	24 818	113 356	2 727 469	11 572 864
84099149	Other parts undefined of gasoline engine for other vehicleof chapt 87, oth than 8701 or 87.11	338 511	1 425 062	4 261 575	18 804 799
84099152	Cylinder liner,with an internal diameter 50<mm<=155, of gasoline engine, power <= 22.38 kW, propulsion for vessels of Chapter 89	41	41	937	937
84099159	Other parts undefined of gasoline engine,a power<= 22.38 kW, propulsion for vessels of Chapter 89	67 912	219 664	210 964	705 534
84099163	Other cylinder liners, gasoline engine, a power >22,38 KW, propulsion for vessels of Chapter 89	1 878	13 680	1 493	9 916
84099164	Pistons, with an external diameter of 50<= mm< 155 mm, ofgasoline engine, power > 22.38 kW, propulsion for vessels of Chapter 89	-	11 351	-	11 950
84099169	Other parts undefined of gasoline engine,a power> 22.38 kW, propulsion for vessels of Chapter 89	8 000	8 000	369	369
84099172	Cylinder liner,with an internal diameter 50< mm <=155, for other than vehicle or marine propulsion	-	385	-	6 277
84099174	Cylinder heads and head covers, of gasoline engine, forother than vehicle or marine propulsion	0	0	233	233
84099177	Pistons, with an external diameter >155 mm, of gasolineengine, for other than vehicle or marine propulsion	453	2 916	2 714	22 659
84099178	Piston rings and gudgeon pins of gasoline engine forother than vehicle or marine propulsion	-	90	-	6 447
84099179	Other parts undefined of gasoline engine, for other than vehicle or marine propulsion	51 772	208 812	1 065 614	4 196 981
84099911	Carburettors&parts thereof,for diesel engines of heading 84.29 or 84.30 ( example;buldozer,pile-driver,excavator)	-	1 626	-	11 894
84099912	Cylinder blocks; crank cases, for diesel engines of heading 84.29 or 84.30 ( example;buldozer,pile-driver,excavator)	33 352	75 160	99 075	233 466
84099913	Cylinder liner,with an internal diameter 50< mm <=155, fordiesel engines of heading 84.29 or 84.30	1 315	1 315	3 150	3 150
84099914	Cylinder liner,with an internal diameter >155 mm, for diesel engines of machinery of heading 84.29 or 84.30	343	600	6 582	11 985
84099915	Cylinder heads and head covers, for diesel engines of machinery of heading 84.29 or 84.30	3	3	28	28
84099917	Piston, with an internal diameter >155 mm, for dieselengines of machinery of heading 84.29 or 84.30	4 697	22 543	131 595	618 461
84099918	Piston rings and gudgeon pins, for diesel engines machinery of heading 84.29 or 84.30	-	1	-	79
84099919	Other parts undefined for diesel engines of machinery heading 84.29/ 84.30 ( exam;buldozer,pile-driver,excavator)	1 790	2 484	27 833	36 569
84099922	Cylinder blocks;crank cases,for diesel engines of vehicles of heading 87.01 (tractors)	22 880	75 056	87 573	284 327
84099925	Cylinder heads and head covers,for diesel engines of vehicles of heading 87.01 (tractors)	172 448	861 680	588 579	2 813 507
84099929	Parts of tractors engines, other than carburettor, piston &cylinder	100	100	1 338	1 338
84099931	Carburettor and part thereof for motorcycle & cycle fittedwith an auxiliary motor, with/without side-car, side-car	-	1 130	-	21 498
84099939	Part of motorcycle engine, other than carburettor, blok cilinder, crank case, piston & cylinder	4	22	19	1 218
84099941	Carburettor and part thereof for vehicle of Chapter 87, oththan of heading 87.01 & 87.11	157	174	5 881	6 210
84099942	Cylinder block; crank case for vehicle of Chapter 87, otherthan of heading 87.01 & 87.11	1 606 054	6 370 490	4 425 053	20 521 046
84099944	Cylinder liner with internal diameter > 155 mm for vehicleof Chapter 87, oth than of heading 87.01 & 87.11	2	20	8	513
84099945	Cylinder head and head cover for vehicle of Chapter 87, oththan of heading 87.01 & 87.11	79	7 218	623	10 407
84099948	Piston ring & gudgeon pin for vehicle of Chapter 87, otherthan of heading 87.01 & 87.11	5 645	23 828	577 875	2 332 038
84099949	Part of vehicle of Chapter 87, oth than carburettor, piston& cylinder, exclude of heading 87.01 & 87.11	303 143	1 289 101	5 545 986	23 611 514

Tabel 3 : Ekspor Indonesia menurut Komoditi ( Kode HS 8 digit )

April 2019

Kode H S	Uraian golongan barang	Berat bersih (Kg)		Nilai F.O.B. ( U S \$ )	
		Bulan ini	Kumulatif	Bulan ini	Kumulatif
(1)	(2)	(3)	(4)	(5)	(6)
84099962	Cylinder liner with 50 mm <= internal diameter <= 155 mmfor marine propulsion engine of a power > 22.38 kW	1 590 096	5 734 198	3 592 614	12 749 078
84099963	Cylinder liner with internal diameter > 155 mm for marinepropulsion engine of a power > 22.38 kW	-	500	-	800
84099965	Piston with external diameter>155 mm for marine propulsionengine of a power > 22.38 kW	208	208	820	820
84099969	Parts of marine propulsion engine of a power > 22.38 kW,other than piston & cylinder	149 472	482 086	1 351 017	4 527 739
84099972	Cylinder blocks; crank cases for engine of heading 84.07 or84.08	-	1	-	45
84099973	Cylinder liner with 50 mm <= internal diameter <= 155 mmfor engine of heading 84.07 or 84.08	-	1 161	-	9 575
84099974	Cylinder liner with internal diameter > 155 mm for engineof heading 84.07 or 84.08	-	144	-	2 020
84099975	Cylinder head and head cover for engine of heading 84.07 or84.08	2 200	10 960	26 600	155 274
84099977	Piston with external diameter>155 mm for engine of heading84.07 or 84.08	-	13	-	44
84099978	Piston ring & gudgeon pin for engine of heading 84.07/84.08	-	10	-	1 612
84099979	Part of engine of heading 84.07 or 84.08, other than carburettor, piston & cylinder	114 380	349 480	843 417	3 964 180
84101100	Hydraulic turbines & water wheels of a power <= 1,000 kW	3 230	5 785	78 700	90 690
84109000	Parts of hydraulic turbines, water wheels, and regulators	1 889	5 889	10 521	32 095
84111200	Turbo-jets of a thrust > 25 kN	-	9 110	-	676 500
84112100	Turbo-propellers of a power <= 1,100 kW	-	503	-	14 000
84112200	Turbo-propellers of a power > 1,100 kW	-	4 030	-	85 000
84118100	Gas turbines of a power <= 5,000 kW	-	7	-	456
84118200	Gas turbines of a power > 5,000 kW	-	7 000	-	1 542 105
84119100	Part of turbo-jets or turbo-propellers	2 133	11 010	1 902 804	8 614 301
84119900	Part of other gas turbines	12 438	65 627	4 320 597	22 534 199
84121000	Reaction engines other than turbo-jets	421	447	7 359	12 838
84122100	Hydraulic power engine&motor with linear acting (cylinder)	164 086	624 904	1 346 570	4 344 739
84122900	Hydraulic power engine&motor with non-linear acting(not cylinder)	14 645	55 301	64 812	949 365
84123100	Pneumatic power engine&motor with linear acting (cylinder)	1 161	3 243	31 509	93 394
84123900	Pneumatic power engine&motor with non-linear acting(not cylinder)	150	6 622	1 524	237 920
84128000	Engines; pneumatic power engines and motors, n.e.c. in heading no. 8412	239	2 981	111	11 093
84129010	Part of reaction engines other than turbo-jets	-	613	-	30 000
84129020	Part for steam/other vapour power unit incorporating boiler	-	1 472	-	123 751
84129090	Part of hydraulic & pneumatic power engine and motor	11 344	30 197	881 174	3 420 571
84131100	Pump for dispensing fuel/lubricant, used in filling-stationor in garages	512	1 236	552	30 675
84131910	Pump fitted with measuring device,electrically operated,excl for dispensing fuel/lubricant in filling-station/garage	54	1 982	2 000	27 611
84131920	Pump fitted with measuring device,not-electrically operatedexcl for dispensing fuel/lubricant in filling-station/garage	5	14	1 320	2 464
84132010	Water pumps	10 704	79 157	33 652	302 679
84132020	Breast pumps	1	21	10	303
84132090	Hand pumps, other than water pump and breast pump	957	9 374	16 735	85 015
84133030	Fuel pumps used for engine of motor vehicle designed for transport persons (incl station wagon& racing car) or goods	5 425	40 797	368 803	1 427 737
84133040	Water pumps used for engine of motor vehicle designed for transport persons (incl station wagon& racing car) or goods	40	163	896	1 493
84133051	Oth water pump for internal combustion piston engine (ex:marine) with inlet diameter <= 200 mm, centrifugal type	-	100	-	2 806
84133052	Oth water pump for internal combustion piston engine (ex:marine) with inlet diameter > 200 mm, centrifugal type	-	100	-	2 871
84133090	Lubricating medium pump for internal combustion pistonengine	46 477	196 410	1 648 820	7 713 434
84134000	Concrete pumps	-	45	-	145
84135090	Other reciprocating positive displacement pumps (ex: waterpump) with flow rate > 13,000 m3/h	4 704	28 213	26 833	404 317
84136031	Water pumps on rotary positive displacement, with a flow rate <= 8,000 m3/h, electrically operated	1 190	3 285	3 500	11 934

Tabel 3 : Ekspor Indonesia menurut Komoditi ( Kode HS 8 digit )

April 2019

Kode H S	Uraian golongan barang	Berat bersih (Kg)		Nilai F.O.B. ( U S \$ )	
		Bulan ini	Kumulatif	Bulan ini	Kumulatif
(1)	(2)	(3)	(4)	(5)	(6)
84136040	Water pumps on rotary positive displacement, with 8,000 m3/h < a flow rate <= 13,000 m3/h	16	16	99	99
84136090	Other rotary positive displacement pumps (ex: water pump)with flow rate > 13,000 m3/h	150	16 287	832	53 270
84137011	Single stage water pump for belt drive/direct coupling withinlet diameter <= 200 mm, centrifugal type	47	212	1 431	3 878
84137019	Single stage water pump for belt drive/direct coupling withinlet diameter > 200 mm, centrifugal type	102 203	536 685	574 660	3 121 612
84137031	Submersible water pumps with inlet diameter <= 200 mm,centrifugal type	-	1 034	-	14 959
84137039	Submersible water pumps with inlet diameter > 200 mm,centrifugal type	7 338	15 063	36 387	71 315
84137042	Oth water pump with flow rate<= 8,000 m3/h & inlet diameter<= 200 mm, electrically operated, centrifugal type	3 400	76 121	18 321	491 527
84137049	Oth water pump with flow rate<= 8,000 m3/h & inlet diameter>200 mm, whether/not electrically operated, centrifugal type	274	284	3 924	5 778
84137099	Other water pumps with flow rate > 13,000 m3/h & inletdiameter > 200 mm, centrifugal type	4 120	20 956	3 761	239 209
84138113	Water pumps with flow rate <= 8,000 m3/h, electrically operated	179 149	1 095 889	868 980	5 429 056
84138114	Water pumps with flow rate <= 8,000 m3/h, not electricallyoperated	-	675	-	4 725
84138115	Water pumps with 8,000 m3/h < flow rate <= 13,000 m3/h	-	300	-	2 660
84138119	Water pumps with flow rate > 13,000 m3/h, whethe/notelectrically operated	12 362	55 748	179 455	676 814
84138210	Liquid elevators, electrically operated	9 632	16 801	37 809	76 180
84139110	Parts of water pumps	21 467	93 058	137 785	507 667
84139130	Parts of single stage water pumps for belt drive or directcoupling with inlet diameter<= / > 200 mm, centrifugal type	2	21 465	51	399 545
84139140	Parts of submersible water pump & oth water pump with flowrate <= & / > 13,000 m3/h & inlet diameter <= / > 200 mm	56 447	156 100	341 041	632 767
84139190	Part of fuel/lubricating/cooling medium pump,concrete pump,reciprocating/rotary positive displacement water pump	97 643	543 233	2 202 658	9 637 415
84139200	Parts of liquid elevators	-	10 100	-	441
84141000	Vacuum pumps	6 560	9 598	10 043	23 833
84142010	Bicycle pumps	-	420	-	244
84142090	Hand or foot operated air pumps other than bicycle pumps	544	3 188	15 698	38 134
84143040	Compressors used in refrigerating equip, with refrigerationcapacity > 21.10 kW or displacement revolution >= 220 cc	1 865	21 343	24 414	221 142
84143090	Compressors used in refrigerating equip, with refrigerationcapacity <= 21.10 kW or displacement revolution < 220 cc	29 021	135 415	461 348	1 942 564
84144000	Air compressors mounted on a wheeled chassis for towing	22 561	129 998	299 900	563 235
84145110	Table & box fans with a self-contained electric motor of anoutput <= 125 W	2 119	8 692	1 895	13 749
84145191	Floor,wall,window,ceiling/roof fans of an output <= 125 Wwith protective screen	-	1 410	-	1 791
84145199	Floor,wall,window,ceiling/roof fans of an output <= 125 Wwith un-protective screen	3 276	30 720	26 608	228 297
84145920	Explosion-proof air fans used in underground mining ofa capacity <= 125 kW	-	986	-	27 199
84145930	Blowers of a capacity <= 125 kW	6 836	17 017	45 112	229 934
84145949	Fans excl: table/floor/wall/similar; explossion-proof air;blower, with capacity <= 125 kW & protective screen	85	167	1 826	6 530
84145950	Blowers of a capacity > 125 kW	79	372	1 585	3 178
84145991	Fans excl: table/floor/wall/similar; blower, with capacity> 125 kW & protective screen	2 281	13 780	19 867	125 746
84145992	Explosion-proof air fans used in underground mining withcapacity > 125 kW	52	157	0	6 982
84145999	Fans excl: table/floor/wall/similar; blower, with capacity> 125 kW & un-protective screen	136	833	5 417	18 374
84146011	Laminar airflow cabinets fitted with filters in horizontalside <= 120 cm	199 450	683 512	925 334	3 813 234

Tabel 3 : Ekspor Indonesia menurut Komoditi ( Kode HS 8 digit )

April 2019

Kode H S	Uraian golongan barang	Berat bersih (Kg)		Nilai F.O.B. ( U S \$ )	
		Bulan ini	Kumulatif	Bulan ini	Kumulatif
(1)	(2)	(3)	(4)	(5)	(6)
84146019	Hoods ventilation fitted with filter in horizontal side<= 120 cm, other than laminar air flow cabinets	13 801	88 902	79 869	451 592
84146099	Hood ventilation not fitted with filter, not for industrial use in horizontal side <= 120 cm	149	1 137	2 834	15 552
84148011	Laminar airflow cabinets fitted with filters in horizontal side > 120 cm	10 757	31 359	131 608	311 037
84148019	Hoods ventilation fitted with filter in horizontal side> 120 cm, other than laminar air flow cabinets	3 522	10 658	23 170	66 694
84148030	Free-piston generators for gas turbines	22 545	26 543	641 791	952 579
84148041	Gas compression module for use in oil drilling operations	78 057	2 550 439	545 704	15 517 643
84148042	Compressors used for automotive air conditioners	859 208	3 420 023	14 151 103	57 192 759
84148043	Sealed units for air conditioning machines	-	69	-	13 268
84148049	Compressor excl for refrigerating equip, air, gas in oil drill operation, automotive AC & sealed unit for AC machine	48 874	206 638	786 987	3 478 492
84148050	Air pumps with horizontal side > 120 cm	142 093	380 719	1 308 074	3 617 754
84148090	Hoods ventilation with horizontal side > 120 cm	233	5 130	19 884	79 946
84149021	Parts of AC machine, refrigerator, electro-mechanical domestic app & electric instantaneous/storage water heater	2 587	8 389	30 555	105 906
84149022	Parts of blowers	307	307	1 386	1 386
84149029	Parts of table, floor, wall, window, ceiling/roof fans & explosion-proof air fans	24 849	27 816	303 413	353 487
84149031	Parts of hoods ventilation fitted/not with filter in horizontal side <= 120 cm	24 556	67 427	252 496	668 876
84149032	Parts of hoods ventilation fitted/not with filter in horizontal side > 120 cm	962	6 737	9 363	50 262
84149041	Parts of vacuum pumps for electrically operated machines	22 518	23 518	45 413	62 651
84149050	Parts of hand or foot operated air pumps	-	6	-	35
84149060	Parts of compressors used in refrigerating equipment	22 394	77 391	190 235	920 462
84149071	Parts of air compressors mounted on wheeled chassis for towing for electrically operated machines	-	1	-	150
84149091	Part of free piston generator, oil drilling gas/automotive AC/sealed unit AC compressor for electrically operated	11 422	39 822	69 625	433 941
84149092	Part of free piston generator, oil drilling gas/automotive AC/sealed unit AC compressor for not electrically operated	253	2 380	45 591	78 357
84151010	AC machines of cooling capacity <= 26.38kW fixed to window, wall, ceiling/floor, self-contained/split-system	383 612	1 174 677	1 940 064	5 763 557
84151090	AC machines of cooling capacity > 26.38kW fixed to window, wall, ceiling/floor, self-contained/split-system	43 419	100 506	74 663	387 041
84152010	AC machines of cooling capacity <= 26.38 kW used for person in motor vehicles	150	12 755	3 798	284 864
84152090	AC machines of cooling capacity > 26.38 kW used for person in motor vehicles	25 087	107 852	529 375	2 331 793
84158111	AC mach of cooling capacity <= 21.10kW, incorp refrigerating & reversible heat pump, used in aircraft	3 329	10 599	31 100	66 860
84158119	AC mach of cooling capacity <= 21.10kW & air flow rate > 67.96m <sup>3</sup> /min, incorp refrigerating & reversible heat pump, in aircraft	-	1	-	10
84158129	AC mach of cooling capacity > 26.38kW, incorp refrigerating & reversible heat pump, used in railway rolling stock	-	4	-	10
84158139	AC mach of cooling capacity > 26.38kW, incorp refrigerating & reversible heat pump, used in motor vehicle not for person	76	76	2 505	2 505
84158191	AC mach of cooling capacity > 21.10kW & air flow rate > 67.96m <sup>3</sup> /min, incorp refrigerating & reversible heat pump, in marine	31	291	890	10 576
84158193	AC mach of cooling capacity <= 21.10kW & air flow rate > 67.96m <sup>3</sup> /min, incorp refrigerating & reversible heat pump, in marine	9	63	11	94
84158219	AC mach of cooling capacity <= 21.10kW & air flow rate > 67.96m <sup>3</sup> /min, incorp refrigerating unit, used in aircraft	-	40	-	74
84158239	AC mach of cooling capacity > 26.38kW, incorp refrigerating unit, used in motor vehicle not for person	-	12	-	115



Tabel 3 : Ekspor Indonesia menurut Komoditi ( Kode HS 8 digit )

April 2019

Kode H S	Uraian golongan barang	Berat bersih (Kg)		Nilai F.O.B. ( U S \$ )	
		Bulan ini	Kumulatif	Bulan ini	Kumulatif
(1)	(2)	(3)	(4)	(5)	(6)
84158299	AC mach of cooling capacity >26.38kW, incorp refrigeratingunit, used in marine	430	2 300	4 273	49 386
84158311	AC mach of cooling capacity > 21.10kW & air flow rate>67.96m3/min, not incorp refrigerating unit, used in aircraft	-	3 735	-	40 002
84158319	AC mach of cooling capacity <=21.10kW & air flow rate>67.96m3/min, not incorp refrigerating unit, used in aircraft	3 806	3 971	25 186	25 719
84158391	AC mach of cooling capacity <= 26.38 kW, not incorporatingrefrigerating unit, used in marine	-	983	-	23 703
84158399	AC mach of cooling capacity > 26.38 kW, not incorporatingrefrigerating unit, used in marine	4 911	5 441	24 336	26 946
84159014	Part of evaporator/condenser for AC machine for motorvehicle with a cooling capacity <= 21.10 kW	38 094	141 332	575 068	2 548 655
84159015	Part of chassis, welded & painted oth than used in aircraftor railway with a cooling capacity <= 21.10 kW	-	14	-	180
84159019	Part of machine used in marine with a cooling capacity <= 21.10 kW	38 616	116 092	595 804	1 873 592
84159029	Part of machine used in other vehicle with air flow rate<= 67.96 m3/min & 21.10 kW < cooling capacity <= 26.38 kW	22 171	22 229	119 547	120 748
84159034	Part of machine used in aircraft/RRS with air flow rate> 67.96 m3/min & 26.38 kW < cooling capacity <= 52.75 kW	282	1 165	3 850	16 021
84159045	Part of machine used in other vehicle with air flow rate> 67.96 m3/min & cooling capacity > 52.75 kW	32 979	315 651	369 296	1 977 138
84159049	Part of machine used in other vehicle with air flow rate<= 67.96 m3/min & cooling capacity > 52.75 kW	14 958	77 450	291 927	1 614 738
84161000	Furnace burners for liquid fuel	-	900	-	9 975
84162000	Furnace burners for pulverised fuel or gas, includingcombination burners	4 112	4 112	19 018	19 018
84163000	Mechanical stokers, including mechanical grates, mechanicalash dischargers and similar appliances	184	4 102	12 040	40 821
84169000	Part of furnace burner for liquid fuel/pulverised fuel/gas,mechanic stoker incl grate, mechanic ash discharge& similar	664	995	3 071	10 971
84171000	Furnace & oven for the roasting, melting or other heat-treatment of ores, pyrites/metals	-	2 789	-	1 843
84172000	Bakery ovens, including biscuit ovens	35 725	147 840	200 961	873 410
84178000	Furnace & oven including incinerators for laboratory, non-electric	4 485	10 530	117	15 873
84179000	Part of industrial or laboratory furnace and oven, includeincinerator, non-electric	1 500	1 705	198	4 669
84181011	Combined refrigerator-freezer of capacity <= 230 l, fittedwith separate external door, household type	2 256 996	11 021 953	8 156 214	42 288 178
84181019	Combined refrigerator-freezer of capacity > 230 l, fittedwith separate external door, household type	4 471 710	16 404 027	16 293 176	62 339 866
84181020	Combined refrigerator-freezer of capacity <= 350 l, fittedwith separate external door, not household type	298	298	1 917	1 917
84181090	Combined refrigerator-freezer of capacity > 350 l, fittedwith separate external door, not household type	20 804	140 008	104 836	445 400
84182110	Refrigerator of capacity <= 230l, household & compressiontype	260 674	1 169 469	916 510	4 116 799
84182190	Refrigerator of capacity > 230l, household & compressiontype	95 751	451 666	433 073	2 145 398
84182900	Refrigerator for household but not compression type	246	14 962	2 227	18 319
84183090	Freezers of 200 l < capacity <= 800 l, the chest type	960	3 836	970	7 395
84184010	Freezers of a capacity <= 200 l, the upright type	46 360	388 253	214 720	1 797 961
84184090	Freezers of 200 l < capacity <= 800 l, the upright type	3 465	77 312	15 785	380 380
84185019	Display counter,show-case&similar of capacity>200 l, incorprefrigerating equipment, for storage and display	1 379	18 207	10 847	161 661
84185099	Chest & cabinet of capacity > 200 l, incorporating freezingequipment, for storage and display	214 143	592 291	820 425	2 253 037
84186100	Heat pumps other than air conditioning machines	400	400	9 332	9 332
84186910	Beverage coolers	612	4 959	7 659	61 654
84186930	Cold water dispenser	-	8	-	265
84186941	Water chillers with refrigeration capacity > 21.10 kW, forair conditioning machines	11	225	626	7 532

Tabel 3 : Ekspor Indonesia menurut Komoditi ( Kode HS 8 digit )

April 2019

Kode H S	Uraian golongan barang	Berat bersih (Kg)		Nilai F.O.B. ( U S \$ )	
		Bulan ini	Kumulatif	Bulan ini	Kumulatif
(1)	(2)	(3)	(4)	(5)	(6)
84186949	Water chillers with refrigeration capacity > 21.10 kW, notfor air conditioning machines	4 903	5 529	74 256	87 725
84186950	Scale ice-maker units	18 481	455 998	203 330	5 963 447
84186990	Refrigerating/freezing equipment, oth than beverage cooler,water chiller for AC or not & scale ice-maker unit	37 952	134 142	728 084	2 251 121
84189100	Parts of furniture designed to receive refrigerating orfreezing equipment	135	2 595	1 060	15 389
84189910	Parts of evaporators or condensers	258 586	1 216 016	2 686 731	13 326 051
84189940	Parts of aluminium roll-bonded panel for good of subhead8418.10.11, 8418.10.19, 8418.21.10, 8418.21.90, 8418.29.00	14 234	91 511	637 576	4 152 015
84189990	Parts of refrigerator, freezer & oth refrigerating/freezingequipment, electric or other; heat pump not for AC machines	245 439	722 875	3 067 241	7 052 530
84191190	Instantaneous gas water heater not for household type, non-electric	581	24 122	1 545	68 181
84191990	Storage water heaters not for household type, non-electric	3	3	72	72
84193140	Dryers for agricultural product, electrically operated	-	79	-	80
84193190	Dryers for agricultural product, not electrically operated	-	3 000	-	2 000
84193919	Dryer, oth than for agricultural product, wood, paper pulp,paper/paperboard, electrically operated	26 886	175 174	304 658	2 033 988
84194010	Distilling or rectifying plant, electrically operated	23 208	107 112	132 936	594 571
84194020	Distilling or rectifying plant, not electrically operated	-	1 277	-	7 210
84195010	Cooling towers	3 982	14 693	11 891	45 490
84195091	Heat exchange units, other than cooling tower, electricallyoperated	52	14 653	1 832	93 041
84195092	Heat exchange units, other than cooling tower, notnot electrically operated	-	1 979	-	24 973
84196010	Machinery for liquefying air/oth gas, electrically operated	-	54	-	745
84198110	Machinery, plant & equipment for making hot drinks/cooking/heating food, electrically operated	1 030	6 435	8 852	104 239
84198120	Machinery, plant & equipment for making hot drinks/cooking/heating food, not electrically operated	48 652	326 073	183 725	937 231
84198913	Machinery for processing material by heating, for themanufacture of PCB/PWB/PCA, electrically operated	49 000	49 000	235 918	235 918
84198919	Machinery, plant & equipment,oth than for making hot drink/cooking/heating food, electrically operated	59 285	263 832	810 381	3 613 717
84198920	Machinery, plant & equipment,oth than for making hot drink/cooking/heating food, not electrically operated	-	116 225	-	401 176
84199012	Parts of machinery for processing material by heating,for the manufacture of PCB/PWB/PCA, electrically operated	21 847	71 361	16 111	52 700
84199013	Parts of casings for cooling towers, electrically operated	7 177	48 918	43 312	254 027
84199019	Parts of mach plant/laboratory for cooking/roasting/drying/steaming/similar excl for domestic,electrically operated	11 260	120 693	40 969	880 063
84199022	Parts of instantaneous gas water heaters, household type,not electrically operated	-	635	-	2 211
84199029	Parts of mach plant/laboratory for cooking/roasting/drying/steaming/similar excl for domestic,non-electrically operated	23 414	121 463	171 234	824 276
84201010	Mach for dry film/liquid photo resist,photo-sensitive layer,solder paste,solder/adhesive material on PCB/PWB/component	-	2	-	30
84201090	Calendering/rolling mach,oth than for dry film/liquid photoresist/similar on PCB/PWB; ironing mach/wringer for domestic	-	1 081	-	695
84209190	Parts of calendering/rolling mach oth than for dry film/liquid photo/similar on PCB/PWB, cylinders	-	2 438	-	7 500
84209990	Parts of calendering/rolling mach oth than for dry film/liquid photo/similar on PCB/PWB, not cylinders	40	51 895	1 376	98 282
84211990	Centrifuges machinery oth than used for sugar manufacture	3 772	49 248	21 978	263 707
84212111	Filtering machinery and apparatus of a capacity <= 500 l/hfor domestic use	42	9 810	609	40 280
84212119	Purifying machinery and apparatus of a capacity <= 500 l/hfor domestic use	53 169	110 327	848 126	1 245 744
84212122	Filtering or purifying machinery and apparatus for water ofa capacity > 500 l/h, electrically operated	2 558	8 179	13 100	91 816

Tabel 3 : Ekspor Indonesia menurut Komoditi ( Kode HS 8 digit )

April 2019

Kode H S	Uraian golongan barang	Berat bersih (Kg)		Nilai F.O.B. ( U S \$ )	
		Bulan ini	Kumulatif	Bulan ini	Kumulatif
(1)	(2)	(3)	(4)	(5)	(6)
84212123	Filtering or purifying machinery and apparatus for water ofa capacity > 500 l/h, not electrically operated	-	25	-	75
84212230	Filtering or purifying beverage other than water machinery of a capacity > 500 l/h, electrically operated	-	3 000	-	10 000
84212290	Filtering or purifying beverage other than water machinery of a capacity > 500 l/h, not electrically operated	64	6 171	1 114	125 751
84212311	Oil filters of internal combustion engines for machinery of heading 84.29 or 84.30	674	4 351	22 571	140 121
84212319	Petrol filters of internal combustion engines for machinery of heading 84.29 or 84.30	13 379	43 728	59 094	166 182
84212321	Oil filters of internal combustion engines for motor vehicle of Chapter 87	1 740 219	6 869 581	8 414 376	32 918 621
84212329	Petrol filter of internal combustion engines for motor vehicle of Chapter 87	1 351	77 111	197 224	901 083
84212391	Oil filters of internal combustion engines other than for motor vehicle of heading 84.29/84.30 and motor vehicle of Chapter 87	79	244	79 621	107 733
84212399	Petrol filters for internal combustion engine other than for motor vehicle of heading 84.29/84.30 and motor vehicle of Chapter 87	5 233	17 625	3 890	253 665
84212910	Filtering or purifying machinery and apparatus for liquids of a kind suitable for medical, surgical or laboratory use	-	5	-	741
84212930	Filtering or purifying machinery and apparatus for liquids of a kind used in oil drilling operations	27 064	27 065	46 500	46 558
84212940	Petrol filter other than for medical/surgical/laboratory use, sugar manufacture & oil drilling operations	150	728	3 515	19 412
84212950	Oil filter other than for medical/surgical/laboratory use, sugar manufacture & oil drilling operations	236	409	5 643	11 196
84212990	Filtering/purifying machine & apparatus, other than for medical/surgical/laboratory, sugar manufacture & oil drilling operation	3 273	100 402	53 493	283 288
84213120	Intake air filters of internal combustion engines for motor vehicles of Chapter 87	435 606	1 780 440	3 708 591	14 506 207
84213190	Intake air filters for internal combustion engines other than for motor vehicle of heading 84.29/84.30 and motor vehicle of Chapter 87	18 370	234 982	181 593	3 065 460
84213920	Air purifiers	6 606	27 667	143 004	578 795
84213990	Filtering/purifying machine & apparatus for gases	61 308	222 589	452 978	2 861 717
84219190	Parts of cream separators or centrifuge machinery other than used for sugar manufacture	73	849	11 868	80 839
84219929	Filtering cartridges of petrol filter of machine of heading 84.29 or 84.30 and motor vehicle of chapter 87	33 254	175 319	265 292	1 199 332
84219930	Parts of intake air filters for internal combustion engines	11 762	29 960	172 874	379 486
84219994	Parts of filtering machinery & apparatus of capacity <=500 l/h for domestic use	-	44	-	1 080
84219997	Part of internal combustion engine petrol filter for machine heading 84.29/84.30 & other than for those/motor vehicle Chapter 87	2 287	2 287	98 000	98 000
84219998	Part of oil filter other than for medical/surgical/laboratory, sugar manufacture & oil drilling & filtering/purifying for gas	450	3 927	5 898	117 586
84219999	Part of filtering/purifying machine & apparatus for liquid/gas of 8421.21.19-90, 8421.29.10, 8421.29.30-40, 8421.29.90, 8421.39.20	15 106	166 580	198 661	1 276 737
84221900	Dish washing machines not for household type	-	6 978	-	27 615
84223000	Machine for filling, closing, sealing/labelling bottle/can/box/other; capsuling bottle/jars/tube/similar; aerating beverage	6 653	35 329	238 360	1 077 143
84224000	Packing/wrapping machine (including heat-shrink wrapping machine)	29 056	121 948	1 091 363	3 967 074
84229090	Parts of machine of heading 84.22, other than of dish washing machines for household type	18 357	44 476	581 523	1 134 942
84231010	Personal weighing machine, including baby scale; household scale, electrically operated	-	82	-	1 075
84231020	Personal weighing machine, including baby scale; household scale, not electrically operated	-	150	-	223
84232010	Scales for continuous weighing of goods on conveyors, electrically operated	-	303	-	2 178
84233010	Constant weight scale machinery of material into a bag or container, including hopper scale, electrically operated	-	1 451	-	11 810
84233020	Constant weight scale machinery of material into a bag or container, including hopper scale, not electrically operated	1 054	1 518	16 032	47 767

Tabel 3 : Ekspor Indonesia menurut Komoditi ( Kode HS 8 digit )

April 2019

Kode H S	Uraian golongan barang	Berat bersih (Kg)		Nilai F.O.B. ( U S \$ )	
		Bulan ini	Kumulatif	Bulan ini	Kumulatif
(1)	(2)	(3)	(4)	(5)	(6)
84238110	Weighing mach of capacity <= 30 kg, electrically operated,oth than of subhead 8421.10, 8423.20 or 8423.30	21 977	109 368	1 243 538	5 010 056
84238120	Weighing mach of capacity<= 30kg,not electrically operated,oth than of subhead 8421.10, 8423.20 or 8423.30	-	7	-	66
84238219	Weighing mach of 1,000kg < capacity <= 5,000kg,electricallyoperated, oth than of subhead 8421.10, 8423.20 or 8423.30	10 184	10 184	5 065	5 065
84238229	Weighing mach of 1,000kg<capacity<=5,000kg,not electricallyoperated, oth than of subhead 8421.10, 8423.20 or 8423.30	-	40	-	531
84238910	Weighing mach of capacity > 5,000kg, electrically operated,oth than of subhead 8421.10, 8423.20, or 8423.30	13	77	2 968	4 863
84239010	Weighing machine weights	10	354	22	17 562
84239021	Part of weighing machinery, electrically operated, oth thanof weighing machine weight	5 118	34 074	185 166	1 340 293
84239029	Part of weighing machinery, not electrically operated, oththan of weighing machine weight	-	137	-	24 388
84241010	Fire extinguisher of kind for aircraft, whether/not charged	-	28	-	1 100
84241090	Fire extinguisher oth than of kind for aircraft,whether/notcharged	148	373	603	4 844
84242011	Spray gun & similar appliance, electrically operated, foragricultural / horticultural	-	1 069	-	37 407
84242019	Spray gun & similar appliance, electrically operated, oththan for agricultural / horticultural	1 634	6 559	118 285	476 443
84242021	Spray gun & similar appliance, not electrically operated,for agricultural / horticultural	-	7	-	428
84242029	Spray gun & similar appliance, not electrically operated,other than for agricultural / horticultural	12	650	208	26 811
84243000	Steam/sand blasting mach & similar jet projecting mach	151	13 998	2 957	129 008
84244110	Portable hand-operated insecticide sprayer	135 360	289 038	582 837	1 253 745
84244120	Portable sprayer oth than hand-operated insecticide, notelectrically operated, for agricultural/horticultural	-	56	-	3 388
84244190	Portable sprayer oth than hand-operated insecticide,electrically operated, for agricultural/horticultural	-	18 824	-	90 500
84248230	Mechanical appliances, not electrically operated, foragricultural/horticultural,	-	34	-	80
84248910	Hand-operated household sprayers of capacity <= 3 l	4 562	31 477	23 346	121 540
84248920	Spray heads with dip tubes	-	527	-	2 993
84248940	Wet processing equipment;apparatus for the spot applicationof liquid;apparatus for the application of dry film/similar	8	290	871	5 174
84248950	Mechanical appliances, electrically operated, oth than foragricultural/horticultural	135	57 247	1 148	372 947
84248990	Mechanical appliances, not electrically operated, oth thanfor agricultural/horticultural	-	463	-	10 011
84249010	Parts of fire extinguishers	231	5 418	16 794	127 281
84249023	Parts of spray gun&similar appliance,electrically operated,oth than for agricultural / horticultural	436	436	1 284	1 284
84249029	Parts of spray gun & similar appliance, not electricallyoperated, oth than for agricultural / horticultural	4	31 805	210	480 749
84249030	Parts of steam/sand blasting mach & similar jet projectingmach	4 469	19 904	74 432	328 968
84249099	Parts of goods of subheading 8424.89.10, 8424.89.20,8424.89.40, 8424.89.50 or 8424.89.90	24 931	67 648	222 316	661 449
84251900	Pulley tackle and hoists oth than skip hoist/hoist used forraising vehicle, powered oth than by electric motor	90	2 690	374	9 735
84253100	Winches; capstans, powered by electric motor	-	32 250	-	120 854
84253900	Winches; capstans, powered oth than by electric motor	53 066	163 629	26 257	151 795
84254100	Built-in jacking systems used in garages	1 601	2 864	6 298	7 144
84254210	Jacks used in tipping mechanisms for lorries, hydraulic	3	415	12	262
84254290	Jacks not used in tipping mechanisms for lorries, hydraulic	462 460	509 927	513 490	890 876
84254910	Hoists used for raising vehicles, electrically operated	1 514	3 595	9 808	16 547
84254920	Hoists used for raising vehicles, not electrically operated	6 429	24 325	23 118	80 395
84261100	Overhead travelling cranes on fixed support	-	18 037	-	50 555
84261200	Mobile lifting frames on tyres and straddle carriers	15 343	15 343	93 533	93 533
84261990	Transporter cranes	11 666	107 410	10 000	297 916
84262000	Tower cranes	-	5	-	294

Tabel 3 : Ekspor Indonesia menurut Komoditi ( Kode HS 8 digit )

April 2019

Kode H S	Uraian golongan barang	Berat bersih (Kg)		Nilai F.O.B. ( U S \$ )	
		Bulan ini	Kumulatif	Bulan ini	Kumulatif
(1)	(2)	(3)	(4)	(5)	(6)
84263000	Portal or pedestal jib cranes	11 600	13 284	6 000	7 705
84264100	Ships' derrick & works trucks fitted with crane on tyres,self-propelled	60 000	183 650	1 200 000	2 179 100
84264900	Ships' derrick&works trucks fitted with crane not on tyres,self-propelled	43 778	69 373	40 326	262 726
84269100	Ships' derrick & works trucks designed for mounting on roadvehicles	10	10	44	44
84269900	Ships' derrick & works trucks not designed for mounting onroad vehicles	-	6 300	-	35 000
84271000	Self-propelled trucks powered by an electric motor	-	415	-	7 212
84272000	Self-propelled trucks powered oth than by an electric motor	-	33 051	-	88 115
84279000	Fork-lift trucks	38 800	172 095	139 923	546 241
84281039	Lifts for goods or materials	103	7 344	13 102	18 334
84282090	Pneumatic elevator & conveyor used oth than for agriculture	6 705	18 193	57 566	126 453
84283290	Continuous-action elevator & conveyor, bucket type,other than used for agriculture	5 895	37 290	56 557	210 124
84283390	Continuous-action elevator & conveyor, belt type,other than used for agriculture	10 260	21 950	54 000	125 524
84283990	Continuous-action elevator & conveyor, oth than bucket&beltype, other than used for agriculture	20 052	50 237	122 191	260 067
84289090	Lifting/handling/loading/unloading mach oth than escalator,lift,conveyor,teleferic,auto mach of PCB,mine wagon pusher	24 192	71 777	46 695	637 342
84291100	Bulldozers and angledozers, track laying	30 000	218 920	163 493	1 375 624
84291900	Bulldozers and angledozers, oth than track laying	90 570	306 277	109 039	259 597
84292000	Graders and levellers	-	24 418	-	72 379
84293000	Scrapers	6	6	78	78
84294030	Tamping machines	-	1 422	-	1 213
84294040	Vibratory smooth drum roller with a centrifugal force drum<= 20 t by weight	249 790	1 115 246	1 175 614	5 038 470
84294090	Road roller other than vibratory	-	178 870	-	246 299
84295100	Front-end shovel loaders	538 086	3 407 439	3 636 998	23 367 018
84295200	Machinery shovels with a 360? revolving superstructure	2 830 757	9 824 076	9 800 828	38 684 133
84295900	Mechanic shovels,excavators & shove loaders, excl front-end shovel, mach 360 revolving superstructure	1 054 201	3 098 499	1 208 478	2 539 155
84301000	Pile-drivers and pile-extractors	21	2 267	1 478	8 978
84303100	Coal/rock cutters and tunneling machine, self-propelled	1	1	220	220
84303900	Coal/rock cutters and tunneling machine, not self-propelled	-	35 792	-	833 328
84304100	Boring or sinking machinery; self-propelled, n.e.c. in heading no. 8430	-	5 360	-	311 142
84304990	Oth boring/sinking machinery, not self-propelled, oth thanwellhead platforms&integrad produc modules	-	26 148	-	18 230
84305000	Machinery; for handling earth, minerals or ores, self-propelled, n.e.c. in heading no. 8430	-	44 100	-	887 420
84306100	Tamping/compacting machinery, not self propelled	40	712	50	2 041
84311013	Parts suitable for used of electric pulley tackle & hoists,winches and capstans, jacks	-	7 500	-	500 000
84311019	Parts suitable for used oth of electric pulley tackle&hoists, winches and capstans, jacks	65 776	74 956	156 749	192 539
84311029	Parts suitable for used oth of non-electric pulley tackle& hoists, winches and capstans, jacks	77 546	79 107	66 231	83 125
84312010	Parts suitable for used of self-propelled fork-lift trucks	580	883	6 845	20 787
84312090	Parts suitable for used of not self-propelled fork-liftrucks	133 196	390 702	970 242	2 867 404
84313110	Parts suitable for used of passengers lifts&escalatorsand moving walkways	274	293	6 554	6 666
84313120	Parts suitable for used of non passengers lift&skip hoists	8 386	38 066	72 839	208 710
84313910	Part suitable for mach 84.28,excl lift,skip hoist/escalator,of subhead 8428.20.10/8428.32.10/8428.33.10/8428.39.10	675	3 195	11 213	139 838
84313940	Parts suitable for machinery of auto mach for the transport, handling&storage of PCB/PWB/PCA	-	6	-	1 297
84313990	Parts suitable for oth machinery 84.28, oth than lift,skip hoist/escalators	16 340	130 686	78 801	1 230 757
84314110	Buckets, shovels, grabs and grips,for ships' derricks,cranes, mobile lifting and work truck fitted with a crane	9 946	12 133	72 045	90 401
84314190	Buckets, shovels, grabs and grips,for fork-lift trucks,oth works trucks fitted with lifting/handling equipment	126 451	330 207	188 354	547 993

Tabel 3 : Ekspor Indonesia menurut Komoditi ( Kode HS 8 digit )

April 2019

Kode H S	Uraian golongan barang	Berat bersih (Kg)		Nilai F.O.B. ( U S \$ )	
		Bulan ini	Kumulatif	Bulan ini	Kumulatif
(1)	(2)	(3)	(4)	(5)	(6)
84314200	Bulldozer or angledozer blades	395	7 338	3 077	29 561
84314300	Parts of boring/sinking machinery of oth boring/sinkingmachinery	171 050	857 600	2 269 851	10 059 196
84314910	Parts suitable for ships derricks, cranes, oth than buckets,shovels, grabs and grips,bulldozer/angledozer blades	507 073	2 228 192	781 625	3 427 021
84314920	Cutting edges or end bits for scrapers,graders/levellers	1 726 048	6 497 169	7 105 048	26 410 617
84314950	Parts of road rollers	251 430	361 106	792 324	1 072 042
84314960	Oth parts of machinery of snow-ploughs and snow-blowers	-	1 765	-	15 822
84314990	Oth parts suitable use of oth moving, grading, levelling,scraping, excavating, tamping, compacting	4 271 875	17 786 249	13 064 799	54 554 173
84321000	Ploughs	-	40	-	60
84322100	Disc harrows	-	276	-	25
84322900	Scarifiers, cultivators, weeders, hoesand oth harrows	-	50	-	532
84324100	Manure spreaders	-	1 043	-	5 256
84328010	Other machinery for soil preparation/cultivationof agricultural/horticultural	-	1 156	-	1 346
84328020	Lawn/sports-ground rollers	-	30	-	891
84328090	Other machinery for soil preparation/cultivation	286	1 351	568	2 608
84329010	Parts of machinery of subheading 8432.80.90	11 997	43 315	239 327	873 113
84329090	Parts of oth agricultural, holticultural/forestry mach for soil preparation/cultivation	227	5 171	2 058	38 881
84331100	Mowers for lawns,parks/sports-grounds, powered, with cutting device rotating on horizontal plane	-	27	-	430
84331990	Mowers for lawns,parks/sports-grounds, powered, with oth than cutting device rotating on horizontal plane	1 341	2 858	2 567	6 900
84335200	Threshing machinery; other than combine harvester-threshers	-	1 598	-	9 330
84339010	Parts of castors wheels, of a diameter 100mm<diameter<250mmwheel's width>30mm	-	15	-	89
84339030	Parts of not powered mowers for lawn, parks/sport-grounds	60	60	30	30
84339090	Parts of oth harvesting/threshing machinery	1	1 122	10	19 010
84349090	Suitable parts of milking & dairy mach. with not electrically operated	20	347	2 744	36 159
84351020	Presses,crushers&similar mach. used in manfc of wine, ciderfruit juices/similar, not electrically operated	-	1 512	-	15 120
84359010	Parts of presses,crushers&similar mach. used in manfc of wine, cider, fruit juices/similar, elect operated	-	105	-	2 138
84362110	Poultry incubators & brooders, electrically operated	50	100	70	220
84362120	Poultry incubators & brooders, not electrically operated	12	137	10	125
84362920	Poultry-keeping machinery, not electric operated	-	15	-	5
84368011	Oth agricultural/holticultural machinery, electricallyoperated	-	1 834	-	12 600
84368019	Oth forestry, poultry-keep/bee-keep machinery, electricallyoperated	-	2 540	-	142 336
84369110	Parts of poultry-keep mach./poultry incubator&broodersof elect operated mach. and equipment	-	216	-	365
84369911	Parts of oth agricultural/holticultural mach.electrically operated & equipments	-	627	-	2 981
84369919	Parts of oth forestry, poultry-keep/bee-keep machinery electrically operated & equipments	-	170	-	13 643
84371010	Mach. for cleaning,sorting/grading seed for grains; winnowing&similar clean mach, electrically operated	40	40	284	284
84371030	Mach. for cleaning,sorting/grading seed for oth than grainselectrically operated	9	569	3 580	4 680
84371040	Mach. for cleaning,sorting/grading seed for oth than grainsnot electrically operated	682	7 364	383	2 167
84378010	Rice hullers & cone type rice mills machinery, electricallyoperated	71	71	100	100
84378020	Rice hullers & cone type rice mills machinery, notelectrically operated	150	5 556	1 520	9 909
84378030	Industrial type coffee and corn mills machinery, electrically operated	354	3 354	265	14 308
84378040	Industrial type coffee and corn mills machinery, notelectrically operated	50	360	125	695

Tabel 3 : Ekspor Indonesia menurut Komoditi ( Kode HS 8 digit )

April 2019

Kode H S	Uraian golongan barang	Berat bersih (Kg)		Nilai F.O.B. ( U S \$ )	
		Bulan ini	Kumulatif	Bulan ini	Kumulatif
(1)	(2)	(3)	(4)	(5)	(6)
84378051	Polishing mach. for rice,sifting&sieving mach bran cleaning&husking mach, electrically operated	900	5 860	4 550	39 426
84378059	Other machine used in the milling indust or working of cerals, electrically operated	1 084	9 735	1 880	20 454
84378061	Polishing mach. for rice,sifting&sieving mach bran cleaning&husking mach, not electrically operated	600	865	2 800	3 750
84378069	Other machine used in the milling indust or working of cerals, not electrically operated	277	5 911	1 997	3 721
84379011	Parts of elect operated mach for cleaning, sorting/gradingseed, grain/dried vegetables	-	114	-	80
84379029	Parts of non elect operated mach for used in the milling industry/for the working of cereals/dried vegetables	440	110 072	3 625	426 774
84381010	Bakery mach&mach.for manufacture of macarony, spagettior similar products, electrically operated	26 934	83 371	261 643	1 207 194
84382010	Mach.for the manufacture of confectionery, cocoa/chocolateelectrically operated	-	720	-	30 565
84382020	Mach.for the manufacture of confectionery, cocoa/chocolatenot electrically operated	-	1	-	57
84385010	Mach.for the preparation of meat or poultry, electricallyoperated	600	2 271	8 987	43 229
84386010	Mach.for the preparation of fruits, nuts or vegetables,electrically operated	-	7 131	-	76 256
84386020	Mach.for the preparation of fruits, nuts or vegetables,not electrically operated	-	161	-	1 507
84388011	Coffee pulpers, electrically operated	240	600	1 179	1 835
84388021	Mach.for the preparation of fish, crustaceans or molluscs,electrically operated	-	202	-	1 786
84388091	Other machine for the industrial preparation/manufacture,electrically operated	5 840	79 982	220 590	1 802 349
84388092	Other machine for the industrial preparation/manufacture,not electrically operated	-	780	-	38 207
84389011	Parts of goods of electric machinery for sugar manufacture	285	285	19 727	19 727
84389019	Parts of goods of oth elect mach for industrial preparationor manufacture of food/drink, oth than sugar &coffee pulper	17 511	33 848	461 511	878 823
84389029	Parts of goods of oth non elect mach for industrialprep/manufact of food/drink, oth than sugar &coffee pulper	22	1 057	2 040	3 827
84399100	Part of machine for making pulp of fibrous cellulosic material	121	5 055	6 552	34 412
84399900	Parts of machine for making/finishing paper/paperboard	28 433	145 786	221 901	1 036 757
84401010	Book-binding machinery, incl book-sewing machines,electrically operated	-	4 011	-	3 017
84409010	Parts of book-binding machinery, incl book-sewing machinesof electrically operated machines	-	4 020	-	11 700
84411010	Cutting paper pulp, paper/paperboard machines,electrically operated	59	55 452	731	221 424
84411020	Cutting paper pulp, paper/paperboard machines,not electrically operated	-	6 060	-	13 040
84413010	Mach.for making cartons, boxes, cases, tubes, drums, orsimilar containers, oth than by moulding, elect operated	-	3 219	-	38 060
84418010	Oth machinery for making up paper pulp,paper/paperboardelectrically operated	40	1 030	500	7 433
84419010	Parts of mach.for making up paper pulp, paper/paperboard,of electrically operated machines	636	2 808	10 069	115 619
84423010	Mach,aparatus&equip for preparing/making plates, cylinders/other printing components, electrically operated	-	1 150	-	34 000
84423020	Mach,aparatus&equip for preparing/making plates, cylinders/other printing components, not electrically operated	-	5	-	65
84424010	Part of electric machinery, aparatus&equip for preparing/making plates, cylinders/other printing components	4	4	219	219
84424020	Part of non-electric machinery, aparatus&equip for preparing/making plates, cylinders/other printing component	-	5	-	511
84425000	Plates, cylinders&oth print components, plates,cyl & lithograph stones, prepared for print purpose	3 116	9 956	23 371	123 361
84431100	Offset printing machinery, reel-fed	1 531	18 212	9 145	64 143

Tabel 3 : Ekspor Indonesia menurut Komoditi ( Kode HS 8 digit )

April 2019

Kode H S	Uraian golongan barang	Berat bersih (Kg)		Nilai F.O.B. ( U S \$ )	
		Bulan ini	Kumulatif	Bulan ini	Kumulatif
(1)	(2)	(3)	(4)	(5)	(6)
84431200	Offset printing machinery, sheet-fed, office type(use sheet<=22x36cm in unfolded state)	-	12	-	475
84431300	Printing machinery; offset, n.e.c. in item no. 8443.1	28 500	149 091	133 703	364 565
84431400	Letterpress printing machinery, reel-fed,excl flexographic printing	-	933	-	25 385
84431600	Flexographic printing machinery	-	1 376	-	6 230
84431900	Printing machinery; used for printing by means of plates, cylinders and other printing components of heading 84.42, n.e.c. in item no. 8443.1	108	40 655	8 873	165 205
84433111	Colour printer copier, printing by the ink-jet process,capable of connect to an auto data proccess mach/to network	25	876	4 341	87 689
84433119	Non-colour printer copier, printing by the ink-jet process,capable of connect to an auto data process mach/to network	2 779	15 178	14 191	38 098
84433121	Colour printer copier, printing by the laser process,capable of connect to an auto data proccess mach/to network	5	18	80	240
84433131	Combination printer-copier-facsimile machines, colour,capable of connect to an auto data proccess mach/to network	-	5 250	-	6 200
84433139	Combination printer-copier-facsimile machines, non-colour, capable of connect to an auto data process mach/to network	-	22	-	110
84433191	Combination printer-copier-scanner-facsimile machines,capable of connect to an auto data process mach/to network	3 687 902	13 171 988	66 520 515	245 793 971
84433199	Oth mach which perform >= 2 function of printing, copying/facs, capable of connect to an auto data proccess/network	17	42	262	4 121
84433211	Dot matrix printers, colour, capable of connect to an auto data processing mach/to a network	-	456	-	36 437
84433219	Dot matrix printers, non colour, capable of connect to an auto data processing mach/to a network	627 887	2 494 383	11 593 554	43 838 227
84433221	Printer ink-jet printers, colour, capable of connect to an auto data processing mach/to a network	344 375	1 457 304	5 716 038	24 842 382
84433229	Printer ink-jet printers, non colour, capable of connect to an auto data processing mach/to a network	1 484	7 838	3 612	23 076
84433231	Laser printers, colour, capable of connect to an auto data processing mach/to a network	5	5	892	892
84433239	Laser printers, non colour, capable of connect to an auto data processing mach/to a network	15	49	3 020	3 300
84433250	Screen printing mach.for the manufacture of PCB/PWB, capable of connect to an auto data process mach/to network	-	40	-	500
84433290	Oth printers,copying mach & facsimile, not combined;capable to connect to network	174 039	290 569	6 676 241	10 637 344
84433930	Other photocopying apparatus incorporating an optical system	-	194	-	399
84433940	Ink-jet printer, not capable of connect to a network	65	143	1 178	5 888
84433990	Oth printers,copying mach & facsimile, not capable to connect to a network	20	315	757	27 955
84439100	Parts & acc of printing mach used for printing by means of plates, cyclinder & oth printing components of head 84.42	158 991	682 755	7 411 746	34 390 323
84439910	Parts & acc of screen printing mach for the manufactur of PCB/PWB	-	84	-	6 434
84439920	Ink-filled printer cartridges	35 018	218 681	650 571	3 965 139
84439990	Parts and accessories of other printing machinery	40 674	77 536	2 144 950	3 139 934
84440010	Mach. For extruding, drawing, texturing/cutting man-madetextile materials, electrically operated	107	110	7 000	7 020
84451110	Carding machines, electrically operated	75 780	364 862	26 500	345 053
84451940	Oth machines for preparing textile fibres, electricallyoperated	22 280	27 750	92 400	102 900
84452010	Textile spinning machines, electrically operated	15 945	71 645	15 700	120 005
84453010	Textile doubling or twisting machines, electrically operated	-	53 540	-	26 585
84454010	Textile winding (incl weft-winding) or reeling machines, electrically operated	1 000	1 000	18 000	18 000
84454020	Textile winding (incl weft-winding) or reeling machines, not electrically operated	4 548	19 308	42	148 430



Tabel 3 : Ekspor Indonesia menurut Komoditi ( Kode HS 8 digit )

April 2019

Kode H S	Uraian golongan barang	Berat bersih (Kg)		Nilai F.O.B. ( U S \$ )	
		Bulan ini	Kumulatif	Bulan ini	Kumulatif
(1)	(2)	(3)	(4)	(5)	(6)
84459010	Mach.for preparing textile for use on electric operatedmach for weaving and knitting/stitch-bonding	-	9 340	-	40 516
84461010	Weaving machines (looms) for weaving fabrics of a width <=30 cm, electrically operated	-	14 500	-	21 500
84462900	Weaving machines (looms) for weaving fabrics of a width>30 cm, oth than power looms shuttle type	-	3 000	-	3 534
84463000	Weaving machines (looms) for weaving fabrics of a width>30 cm, shuttleless type	35 000	51 600	20 000	46 000
84471110	Circular knitting mach with cylinder diameter <=165 mm,electrically operated	-	68	-	3 838
84471120	Circular knitting mach with cylinder diameter <=165 mm,not electrically operated	-	3	-	468
84471210	Circular knitting mach with cylinder diameter >165 mm,electrically operated	-	823	-	111
84472010	Flat knitting machines, stitch-bonding machines, electrically operated	39 000	39 000	69 100	69 100
84479010	Mach for making gimped yarns, tulle, lace, embroidery &mach for tufting, electrically operated	-	10 002	-	39 362
84479020	Mach for making gimped yarns, tulle, lace, embroidery &mach for tufting, not electrically operated	26	134	1 154	1 990
84481110	Dobbies and Jacquard, card reducing, copying, punching/assembling mach for use therewith, electrically operated	6 500	18 231	48 000	63 287
84481120	Dobbies and Jacquard, card reducing, copying, punching/assembling mach for use therewith, not electrically operated	1	1	21	21
84481910	Oth auxiliary mach for electric operated mach for knitting,weaving, preparing textile fibres, and extruding/drawing	70	77	11	281
84481920	Oth auxiliary mach for nonelectric operated mach for knitting, weaving, preparing textile fibres, and extruding	-	4	-	4
84482000	Parts & acc or auxiliary machines of machine for extruding,drawing, texturing/cutting man-made textile materials	3 301	18 011	415 715	1 863 430
84483200	Part & acc of machines for preparing textile fibres, oth than card clothing	-	12 354	-	30 642
84483300	Spindel, spindel flyers, spinning rings and ring travellers	7	369	341	15 807
84483900	Machines; parts and accessories of machines or auxiliary machinery of heading no. 8445, n.e.c. in item no. 8448.3	86	1 463	4 891	28 398
84484200	Reeds for looms, healds and heald-frames	1 411	1 501	91 965	107 974
84484911	Shuttles for electrically operated machines	-	1 225	-	34 489
84484991	Oth parts&acc of weaving machines/of their auxiliary mach, other than shuttles, of electrically operated machines	4 812	15 135	266 315	932 673
84485100	Sinker, needles and other articles used on formingstitches	884	2 134	10 231	41 137
84485900	Machines; parts and accessories of machines or auxiliary machinery of heading no. 8447, other than sinkers, needles and other articles used in forming stitches	1	861	25	28 341
84501110	Household/laundry-type washing mach,full-auto mach, each of a dry linen capacity<=6 kg	338	2 348	538	1 453
84501190	Household/laundry-type washing mach,full-auto mach, each of a dry linen capacity>6 kg but<=10kg	17 093	53 243	66 661	203 559
84501210	Household/laundry-type washing mach, with built-in centrifugal drier, each of a dry linen capacity<=6 kg	180	6 617	504	17 436
84501290	Household/laundry-type washing mach, with built-in centrifugal drier, each of a dry linen 6kg>capacity<=10kg	3 378	144 390	14 217	533 994
84501919	Other household/laundry-type washing mach, electricallyoperated, each of a dry linen capacity>6 kg but not<=10kg	-	521	-	2 140
84501999	Other household/laundry-type washing mach, not electricallyoperated, each of a dry linen capacity>6 kg but not<=10kg	-	2 435	-	2 339
84502000	Household/laundry-type waching mach, each of a dry linen capacity>10kg	9 300	37 369	38 850	156 637
84509010	Parts of washing machine with each of a dry linen cap>10kg	1	15	3	58
84509020	Parts of washing machine with each of a dry linen cap<=10kg	793	2 438	4 303	13 631

Tabel 3 : Ekspor Indonesia menurut Komoditi ( Kode HS 8 digit )

April 2019

Kode H S	Uraian golongan barang	Berat bersih (Kg)		Nilai F.O.B. ( U S \$ )	
		Bulan ini	Kumulatif	Bulan ini	Kumulatif
(1)	(2)	(3)	(4)	(5)	(6)
84511000	Dry cleaning machines	3 252	10 875	14 794	49 594
84512900	Drying machines, each of a dry linen capacity>10 kg	-	900	-	3 225
84513090	Ironing machines and presses (incl. fusing presses), other than single roller type	450	1 387	500	1 476
84514000	Washing, bleaching or dyeing machines	-	1	-	0
84515000	Machines for reeling, unreeling, folding, cutting/pinking textile fabrics	-	2 500	-	45 000
84518000	Machinery; wringing, dressing, finishing, coating/impregnating textile yarns, fabrics/made up textile articles; applying paste to base fabric used in manufacture/floor coverings	-	41 691	-	115 026
84519090	Parts of machines of a dry linen capacity>10 kg	75	8 055	490	33 416
84521000	Sewing machines of the household type	192	16 056	464	132 981
84522100	Sewing machines; (not household type), automatic units	4 927	6 077	94 599	133 955
84522900	Sewing machines; not household or automatic unit type	2 124	8 877	15 820	92 315
84523000	Sewing machine needles	669	669	17 990	17 990
84529011	Arm&beds, stans with or w/o centre frames, flywheel, belt guards, treadles/pedals of household type of sewing machines	-	25 200	-	25 200
84529012	Furniture, bases and covers and parts there of householdtype of sewing machines	506	14 786	760	25 274
84529019	Oth parts of sewing machines of machinery of householdtype of sewing machines	6	219	24	5 357
84529091	Arm&beds, stans with or w/o centre frames, flywheel, belt guards, treadles/pedals of non household type sewing machine	2	2	9	9
84529099	Oth parts of sewing machines of machinery of non householdtype of sewing machines	1	3 958	123	3 904
84531010	Machinery for preparing, tanning/working hides, skins/leather, electrically operated	4	44 788	2 713	97 390
84531020	Machinery for preparing, tanning/working hides, skins/leather, not electrically operated	5	5	20	20
84532010	Machinery for making/repairing footwear, electricallyoperated	15 966	62 869	87 149	431 865
84532020	Machinery for making/repairing footwear, not electricallyoperated	-	220	-	400
84538020	Oth mach for make/repaire footwear,oth than sewing machine,not electrically operated	100	100	681	681
84539000	Parts of machinery for preparing,tanning/working hides,skins, leather	605	710	10 075	15 372
84541000	Converters	3	63	10	2 060
84542000	Ingot moulds and ladles	2 627	28 475	23 860	255 003
84543000	Casting machines	-	16 000	-	9 952
84549000	Partrs of converts, ladles, ingot moulds & casting machines	1 448	5 435	27 245	180 327
84553000	Rolls of rolling mills	-	71 820	-	27 608
84559000	Metal-rolling mills; parts thereof	-	88 381	-	39 405
84561100	Mach tool for work any material by removal material,operated by laser	1 162	6 440	51 002	156 960
84564090	Mach tool for work any material by removal material,by plasma arc processes, for oth than manufact of PCB/PWB	42 870	42 870	108 000	108 000
84569090	Wet processing equip for application by immersion ofelectrical solutions, for oth purposes	-	70	-	5 230
84571010	Machining centres of spindle power <= 4kW	-	34	-	10 386
84571090	Machining centres of spindle power > 4 kW	20 642	119 716	318 676	639 917
84572000	Unit construction machines (single station)	-	3 640	-	5 000
84573000	Multi-station transfer machines	-	1 070	-	31 585
84581190	Horizontal lathes, numerical controlled,spindle power >4 kW	183	24 605	2 085	248 179
84589100	Lathes; for removing metal, numerically controlled, other than horizontal lathes	-	15 875	-	138 373
84589990	Oth than horizontal lathes, not numerical controlled, with the distance between the main spindle centre&the bed>300mm	7 684	9 454	43 698	53 789
84591010	Way-type unit head machines, electrically operated	2 450	11 062	53 253	72 728
84592910	Other drilling machines, not numerically controlled,electrically operated	-	65	-	1 327
84592920	Other drilling machines, not numerically controlled,not electrically operated	40	40	3 109	3 109

Tabel 3 : Ekspor Indonesia menurut Komoditi ( Kode HS 8 digit )

April 2019

Kode H S	Uraian golongan barang	Berat bersih (Kg)		Nilai F.O.B. ( U S \$ )	
		Bulan ini	Kumulatif	Bulan ini	Kumulatif
(1)	(2)	(3)	(4)	(5)	(6)
84593910	Other boring-milling machines, not numerically controlled,electrically operated	-	3 031	-	73 971
84594100	Machine-tools; for boring by removing metal, numerically controlled boring machines, n.e.c. in heading 8459	14 200	14 200	6 490	6 490
84595100	Milling machines, knee-type, numerically controlled	8 400	19 050	15 737	97 642
84601900	Flat-surface grinding machines, not numerically controlled	2 555	8 933	9 923	89 379
84602300	Machine-tools; cylindrical grinding machines (excluding flat-surface and centreless), numerically controlled	-	74	-	336
84602910	Other grinding machines, not numerically controlled,electrically operated	1 441	27 443	3 000	280 028
84602920	Other grinding machines, not numerically controlled,not electrically operated	3	255	473	10 154
84603110	Mach tools, numerically controlled, for sharpening drillingbits,shank diameter<=3,175mm, fixed collets, power<=0.74kW	-	63	-	1 605
84603190	Mach tools, numeric controlled, for sharpen drill bits oththan shank diameter<=3,175mm, fixed collets, power<=0.74kW	251	2 013	1 601	5 222
84604010	Honing or lapping machines, electrically operated	214	1 187	183	12 274
84604020	Honing or lapping machines, not electrically operated	-	3	-	6
84609010	Oth mach-tools for deburring, sharpening, grinding, honing, lapping, or similar, electrically operated	1	1	115	115
84609020	Oth mach-tools for deburring, sharpening, grinding, honing, lapping, or similar, not electrically operated	-	11	-	1 191
84612010	Shaping or slotting machines, electrically operated	-	4 916	-	317 408
84612020	Shaping or slotting machines, not electrically operated	-	40	-	75
84613010	Broaching machines, electrically operated	-	3 080	-	18 204
84613020	Broaching machines, not electrically operated	-	14 488	-	11 496
84614010	Gear cutting, gear grinding/gear finishing machines, electrically operated	-	23	-	71
84614020	Gear cutting, gear grinding/gear finishing machines, not electrically operated	-	154	-	490
84615010	Sawing or cutting-off machines, electrically operated	4 555	5 480	11 306	13 522
84615020	Sawing or cutting-off machines, not electrically operated	35	138	80	1 879
84619011	Oth mach-tool for planing,shaping,gear cutting,not elsewhrespecified, planing machines, electrically operated	10	579	305	1 216
84619019	Oth mach-tool for planing,shaping,gear cutting,not elsewhrespecified, oth than planing machines, electric operated	-	2 094	-	11 432
84619099	Oth mach-tool for planing,shaping,gear cutting,not elsewhrespecified, oth than planing machines, not electric operated	1 110	5 550	79 415	250 983
84621010	Forging or die-stamping (incl presses) & hammers,electrically operated	66 901	67 914	127 311	230 331
84621020	Forging or die-stamping (incl presses) & hammers,not electrically operated	9 684	11 210	24 317	30 698
84622100	Bending, folding, straightening/flattering mach (inclpresses), numerically controlled	13 105	137 671	175 262	817 001
84622910	Bending, folding, straightening/flattering mach (inclpresses), not numerically controlled, electrically operated	748	15 900	25 262	208 578
84622920	Bending, folding, straightening/flattering mach (inclpresses), not numerically controlled, not electric operated	-	2 610	-	2 302
84623100	Shearing mach (incl presses),oth than combined punching&shearing mach, numerically controlled	-	6 000	-	2 000
84623910	Shearing mach (incl presses),oth than combined punching&shearing mach, not numerically controlled, elect operated	-	20	-	100
84624910	Punching/notching machines (incl presses),incl combinedpunching&shearing, not numerically controlled, elect operate	-	1 325	-	61 093
84624920	Punching/notching machines (incl presses),incl combinedpunching&shearing, not numerical controll, not elect operate	-	15	-	200
84629100	Hydraulic presses	22 935	27 845	134 590	141 378
84629950	Oth mach-tools for (incl presses) working metal by forging,hammering/die-stamping, electrically operated	-	78 423	-	198 329
84629960	Oth mach-tools for (incl presses) working metal by forging,hammering/die-stamping, not electrically operated	-	33	-	25

Tabel 3 : Ekspor Indonesia menurut Komoditi ( Kode HS 8 digit )

April 2019

Kode H S	Uraian golongan barang	Berat bersih (Kg)		Nilai F.O.B. ( U S \$ )	
		Bulan ini	Kumulatif	Bulan ini	Kumulatif
(1)	(2)	(3)	(4)	(5)	(6)
84632010	Thread rolling machines, electrically operated	2 497	3 747	2 800	13 102
84633010	Machines for working wire, electrically operated	3 690	117 908	8 960	328 143
84633020	Machines for working wire, not electrically operated	-	17 209	-	6 600
84639010	Other mach-tools for working metals/cermets, w/o removingmaterial, electrically operated	-	17 410	-	11 079
84641010	Sawing machines for working stone, ceramics/like mineralmaterials/for cold-working glass, electrically operated	3	3 768	100	9 700
84642010	Grinding/polishing mach for working stone, ceramics/likemineral material/for cold-work glass,electric operated	-	2 450	-	8 170
84642020	Grinding/polishing mach for working stone, ceramics/likemineral material/for cold-work glass,not electric operated	372	2 328	8 829	34 239
84649010	Oth machines for working stone, ceramics/like mineralmaterials/for cold-working glass, electrically operated	-	2 919	-	90 121
84649020	Oth machines for working stone, ceramics/like mineralmaterials/for cold-working glass, not electrically operated	7	7	252	252
84652000	Machining centres	-	2 090	-	19 645
84659120	Oth sawing machines for scoring PCB/ PWB or PCB/PWB substrates, electrically operated	432	432	767	767
84659130	Oth sawing machines for scoring PCB/ PWB or PCB/PWB substrates, not electrically operated	-	1 903	-	2 712
84659210	Planing, milling/moulding mach for routing PCB/PWB or PCB/PWB substrates, accepting router bits with shank D<=3.175mm	-	8	-	3 299
84659310	Grinding, sanding or polishing machines, for working woodcork, bone/similar hard materials, electrically operated	11	21	1 092	1 426
84659410	Bending/assembling mach, for working wood, cork, bone/similar hard materials, electrically operated	20	20	15 293	15 293
84659420	Bending/assembling mach, for working wood, cork, bone/similar hard materials, not electrically operated	-	50	-	350
84659510	Drilling mach for manufact of PCB/PWB, with a spindle speed>50,000rpm and accept drill bits of shank D<=3.175mm	40	40	50	50
84659530	Other drilling/morticing machines, for working wood, cork,bone/similar hard materials, electrically operated	2	6	7	24
84659610	Splitting, slicing/paring machines, for working wood, cork,bone/similar hard materials, electrically operated	-	15 500	-	67 797
84659940	Oth mach tools for working wood, cork, bone/similar hardmaterials, lathes, not electrically operated	-	1 450	-	1 600
84659950	Mach for deburring the surfaces of PCB/PWB during manufact,mach for scoring&laminating presses for PCB/PWB/substrates,	17	25	204	324
84659960	Oth mach tools for working wood, cork, bone/similar hardmaterials, electrically operated	-	48	-	852
84659990	Oth mach tools for working wood, cork, bone/similar hardmaterials, not electrically operated	11 030	11 030	177 563	177 563
84661010	Tool holder&self-opening diehead for mach of 84569010, 84569020/84603110/84659110/84659210/84659510/84659950	-	2 848	-	107 336
84661090	Tool holder&self-opening diehead for mach oth of 8456901084569020/84603110/ 84659110/84659210/84659510/84659950	1 467	4 168	52 288	97 056
84662010	Work holders for mach of 85469010, 84569020, 84603110,84659110, 84659210, 84659510, 84659950	-	1 000	-	739
84662090	Work holders for mach oth than of 85469010, 84569020,84603110, 84659110, 84659210, 84659510, 84659950	53 623	120 266	219 186	395 995
84663090	Dividing heads&oth special for mach oth than of subheading84569020, 84603110, 84659110, 84659210, 84659510/84659950	3 610	31 064	122 599	1 342 123
84669100	Parts & accessories suited for use solely/principally; for the machines of heading no. 8464, n.e.c. in heading no. 8466	750	841	20 000	20 940

Tabel 3 : Ekspor Indonesia menurut Komoditi ( Kode HS 8 digit )

April 2019

Kode H S	Uraian golongan barang	Berat bersih (Kg)		Nilai F.O.B. ( U S \$ )	
		Bulan ini	Kumulatif	Bulan ini	Kumulatif
(1)	(2)	(3)	(4)	(5)	(6)
84669210	Oth parts & accessories for machines of subheading 84659110, 84659210, 84659510 or 84659950	70	5 945	1 200	32 590
84669290	Oth parts & acc for mach of head 8465 oth than subheading 84659110, 84659210, 84659510 or 84659950	77	712	4 557	18 456
84669390	Oth parts & accessories for machines of head 8456 to 8461 oth than subhead 84564010,84569020 or 84603110	3 722	31 528	134 293	627 191
84669400	Machine-tools; parts and accessories, for the machines of heading no. 8462 or 8463, n.e.c. in heading no. 8466	9 921	16 778	93 753	285 624
84671100	Tools for working in the hand pneumatic rotary tipe (including combined rotary-percussion)	-	246	-	786
84671900	Tools for working in the hand pneumatic other rotary tipe (including combined rotary-percussion)	125	822	2 752	14 720
84672100	Drills of all kinds with self-contained electric motor	1 636	2 322	6 817	14 457
84672200	Saws with self-contained electric motor	1	176	18	477
84672900	Tools; for working in the hand, with self-contained electric motor; other than saws and drills	53 719	56 839	47 163	57 423
84678100	Chains saws with self-contained electric motor	223	11 641	1 937	26 622
84678900	Tools; for working in the hand, (other than chain saws), hydraulic or with self-contained non-electric motor, (not pneumatic)	460	2 769	1 922	24 299
84679110	Part of chains saws of electro-mechanical type	272	559	558	5 307
84679190	Other part of chains saws of electro-mechanical type	5	15 829	337	218 760
84679200	Parts of tools working in the hand of pneumatic	-	1 054	-	14 146
84679910	Other parts of tools of goods of drills, saws & all kinds non-electric motor	1 697	16 140	8 614	59 400
84679990	Other parts of tools of goods of other than drills, saws and all kinds, non-electric motor	135	828	3 428	12 594
84681000	Hand-held blow pipes	312	312	18 649	18 649
84682010	Hand-operated (not hand-held) gas welding or brazing appliances for metal	3 445	5 246	14 200	18 230
84682090	Other hand-operated (not hand-held) gas welding or brazing appliances for other than metal	130	610	5 000	48 404
84688000	Machinery and apparatus; for soldering, brazing or welding, whether or not capable of cutting, n.e.c. in heading no. 8468	1	1	310	310
84689090	Parts of goods of gas welding or brazing appliances for other than metal	9 647	32 801	279 872	1 301 129
84701000	Electronic calc,pocket-size data recording, reproducing and displaying machines with calculating functions	1 783	4 662	1 902	5 413
84702900	Calculating machines; electronic, (not incorporating a printing device), needing an external power source	-	11	-	2 470
84703000	Calculating machines; non-electronic	970	1 183	84 530	94 996
84705000	Cash register	117 430	503 197	1 668 283	5 726 973
84709090	Ticket-issuing machines and similar machines	7 687	7 792	549 496	550 572
84713020	Laptops including notebooks and subnotebooks	5 220	16 571	212 403	618 757
84713090	Oth portable automatic data processing machines, weighting<= 10 kg	75	6 844	1 075	497 998
84714110	Personal computers excl portable computer,CPU& I/O unit whether or not combined	18	529	934	79 826
84714190	Other PC excluding portable computer,CPU& I/O unit whether or not combined	184 271	297 525	7 633 801	14 186 008
84714910	Personal computers in the form of systems excl portable computers (laptop/notebook)	-	286	-	21 329
84714990	Other personal computers in the form of systems excluding portable computers (laptop/notebook)	221	461	12 378	44 547
84715010	Processing units for personal (incl. portable) computers not comprising & not presented in the form systems systems	162	12 203	12 366	336 848
84715090	Oth processing unit for personal comp.(excl.portable comp) not comprising & not presented in the form systems systems	2 103	3 615	62 099	279 417
84716030	Computer keyboards	4	454	179	10 372
84716040	Mouses, light pens, joysticks, track balls, and touch sensitive screens	29 644	102 155	1 642 417	5 638 523
84716090	Other input or output units, whether or not containing storage units in the same housing	99 170	166 218	3 940 522	6 367 224
84717010	Floppy disk drive	2	2	15 177	28 527
84717020	Hard disk drive	2 100	9 215	368 739	994 235
84717030	Tape drive	10	305	3 291	17 347

Tabel 3 : Ekspor Indonesia menurut Komoditi ( Kode HS 8 digit )

April 2019

Kode H S	Uraian golongan barang	Berat bersih (Kg)		Nilai F.O.B. ( U S \$ )	
		Bulan ini	Kumulatif	Bulan ini	Kumulatif
(1)	(2)	(3)	(4)	(5)	(6)
84717040	Optical disk drives, including CD-ROM drives, DVD drives and CD-R drives	484	1 078	19 249	255 358
84717050	Proprietary format storage device incl media therefor with or without removable media, optical or other technology	1 605	2 732	62 235	104 031
84717091	Proprietary format storage automated backup systems	-	1	-	220
84717099	Oth proprietary format storage devices incl media therefor with or without removable media, optical or other technology	286	620	137 038	319 092
84718010	Control and adaptor units	1 870	5 771	113 171	667 168
84718070	Sound cards or video cards	219	898	26 617	55 553
84718090	Other control units	872	977	87 720	135 649
84719010	Bar code readers	116 905	117 855	4 784 922	5 198 847
84719030	Electronic fingerprint identification systems	2	198	110	23 864
84719040	Other optical character readers	285	323	28 111	28 788
84719090	Other units of automatic data processing machines :	15 604	41 742	1 627 863	3 748 324
84729010	Automatic teller machines	2 000	2 210	2 700	6 090
84729049	Oth typewriters auto oth than printers of heading 8443	-	5 167	-	80 309
84729060	Other word-processing machines with electrically operated	-	0	-	4
84729090	Other word-processing mach with not electrically operated	115	271	37	5 640
84732100	Parts of the electronic calculating machines of subheading 84701000, 84702100 or 84702900	2 799	5 523	15 222	94 398
84732900	Parts of the electronic calculating machines oth thansubheading 84701000, 84702100 or 84702900	828	4 038	35 751	168 343
84733010	Parts and accessories assembled printed circuit boards of the machines of heading 8471	42 844	134 835	7 818 166	23 435 964
84733090	Parts and accessories assembled other than printed circuit boards of the machines of heading 8471	1 584 110	4 076 515	14 867 049	24 010 500
84734010	Parts and accessories of the machines of heading 8472 for electrically operated machines	6 734	9 082	669 038	847 105
84734020	Parts and accessories of the machines of heading 8472 for non electrically operated machines	257	394	152 886	209 084
84735010	Parts and accessories suitable for use with the machines of heading 8471	-	135	-	2 180
84735090	Parts and accessories suitable for use with the machines of heading 8470 and 8472	1 586	15 607	41 901	571 873
84741010	Sorting, screening, separating or washing machines electrically operated	305	6 220	415	179 209
84742019	Crushing or grinding machines stone electrically operated for other than stone	-	2 137	-	9 675
84742021	Crushing or grinding machines stone not electrically operated for stone	-	58	-	782
84742029	Crushing or grinding machines stone not electrically operated for other than stone	-	1 209	-	976
84743110	Concrete or mortar mixers electrically operated	14 030	45 873	122 868	251 962
84743120	Concrete or mortar mixers not electrically operated	200	4 090	1 140	13 007
84743219	Machines for mixing mineral substances with bitumen electrically operated of an output capacity > 80 t/h	-	12 565	-	31 391
84743229	Machines for mixing mineral substances with bitumen not electrically operated of an output capacity > 80 t/h	-	557	-	50
84743910	Other machines for mixing mineral substances with bitumen electrically operated	-	340	-	500
84748010	Machinery for agglomerating, shaping or moulding, for forming foundry moulds of sand electrically operated	400	126 194	1 965	549 921
84748020	Machinery for agglomerating, shaping or moulding, for forming foundry moulds of sand not electrically operated	1 193	1 302	1 528	1 720
84749010	Other machinery for agglomerating, shaping/moulding, for forming foundry moulds of sand electrically operated	4 310 356	18 109 100	10 781 309	43 608 462
84749020	Other machinery for agglomerating, shaping/moulding, for forming foundry moulds of sand not electrically operated	31 959	755 533	128 776	1 516 754
84751010	Machines for assembling electric/electronic lamps, tubes/valves/flashbulbs, in glass envelopes, electrically operated	-	2	-	250
84751020	Machines for assembling electric/electronic lamps, tubes/valves or flashbulbs, in glass envelopes, not electrically operated	-	5	-	2 461
84752900	Machines; for manufacturing or hot working glass or glassware, not for making optical fibres and preforms thereof	-	14 520	-	166 435

Tabel 3 : Ekspor Indonesia menurut Komoditi ( Kode HS 8 digit )

April 2019

Kode H S	Uraian golongan barang	Berat bersih (Kg)		Nilai F.O.B. ( U S \$ )	
		Bulan ini	Kumulatif	Bulan ini	Kumulatif
(1)	(2)	(3)	(4)	(5)	(6)
84759010	Parts machines for making optical fibres of electrically operated	517	4 955	755	74 806
84762100	Automatic beverage-vending machines incorporating heating or refrigerating devices	178 992	564 787	1 259 051	4 194 398
84769000	Parts automatic goods-vending machines incorporating heating or refrigerating devices	10 993	159 736	151 356	1 181 384
84771010	Injection machines for moulding rubber	22	65 797	61	144 086
84771031	Injection machines for plastics, poly (vinyl chloride)	-	4 100	-	148 650
84771039	Other injection machines for plastics	29 130	202 858	67 746	383 343
84772010	Extruders machine for rubber	-	20 802	-	344 055
84772020	Extruders machine for plastics	-	16 836	-	64 487
84773000	Blow moulding machines	-	1 430	-	37 500
84774020	Vacuum machines for moulding or forming plastics	-	40	-	550
84775910	Other machines for moulding or forming rubber	594	3 355	11 114	103 923
84775920	Other machines for moulding or forming plastics	-	1	-	2
84778010	Other machine for working rubber/products from rubber, electrically operated	2 808	15 326	31 997	253 548
84778031	Lamination presses for the manufacture of PCB/PW electrically operated	55	55	36	36
84778039	Other lamination presses for plastics/products from plastics electrically operated	7 354	47 442	43 000	98 099
84779010	Parts of machine for working rubber/products from rubber, electrically operated	6 077	9 874	62 734	119 883
84779020	Parts of machine for working rubber/products from rubber, not electrically operated	45	304	3 119	13 197
84779032	Parts of lamination presses for the manufacture of PCB/PW electrically operated	1 726	2 545	182 685	252 837
84779039	Parts of electric machine for working plastic & products other than lamination presses for manufacture of PCB/PWB	1 297	26 136	37 883	208 344
84779040	Parts of non-electric machine for working plastics/products from plastics materials	37	11 079	1 945	45 965
84781010	Machines for preparing or making up tobacco, electrically operated	10 760	62 474	475 846	8 160 046
84781020	Machines for preparing or making up tobacco, not electrically operated	11 777	63 584	186 872	819 917
84789010	Parts of machines for preparing or making up tobacco, electrically operated	16 698	53 186	1 001 127	5 562 162
84791010	Machines for public works/building/the like, electrically operated	2 574	52 283	57 180	369 496
84791020	Machines for public works/building/the like, not electrically operated	-	730	-	572
84792010	Machines for the extraction/preparation of animal/fixed vegetable fats or oils, electrically operated	-	4 512	-	1 913
84792020	Machines for the extraction/preparation of animal/fixed vegetable fats or oils, not electrically operated	-	1 100	-	16 063
84793010	Machines presses for particle board/building and treating wood/cork, electrically operated	-	24 500	-	1 750
84794010	Rope or cable-making machines, electrically operated	-	53	-	733
84794020	Rope or cable-making machines, not electrically operated	-	6	-	15
84795000	Industrial robots machines, not elsewhere specified/included	252	2 438	2 247	30 848
84796000	Machines evaporative air coolers	109	214	71	790
84797100	Passenger boarding bridges of kind a used in airports	95 490	190 650	495 000	1 007 500
84797900	Machinery and mechanical appliances; passenger boarding bridges, other than of a kind used in airports	-	4 274	-	474
84798110	Machines for treating metal, including electric wire coilwinders, electrically operated	8	104 466	283	1 451 633
84798120	Machines for treating metal, including electric wire coilwinders, not electrically operated	-	10 000	-	3 616
84798210	Mixing, kneading, crushing, grinding, screening, sifting, homogenising, emulsifying/stirring machines, electrically operated	5 812	10 689	106 334	273 582
84798220	Mixing, kneading, crushing, grinding, screening, sifting, homogenising, emulsifying/stirring machines, not electrically operated	120	242	300	671
84798920	Machinery or apparatus for assembling CPU daughter boards and the regeneration of chemical solution used, electrically operated	606	12 101	44 662	10 839 802

Tabel 3 : Ekspor Indonesia menurut Komoditi ( Kode HS 8 digit )

April 2019

Kode H S	Uraian golongan barang	Berat bersih (Kg)		Nilai F.O.B. ( U S \$ )	
		Bulan ini	Kumulatif	Bulan ini	Kumulatif
(1)	(2)	(3)	(4)	(5)	(6)
84798931	Automatic service-vending machines, electrically operated	727	727	32 229	32 229
84798939	Other automatic service-vending machines, electrically operated	104 584	250 454	1 140 267	2 638 449
84798940	Other automatic service-vending machines, not electrically operated	24 010	261 246	232 176	1 670 676
84799020	Parts of goods of subheading 8479.89.20	11 824	39 268	79 532	223 969
84799030	Parts of machines of machine subheading 8479.89.20, electrically operated	1 303	33 461	482 429	2 591 571
84799040	Parts of machines of machine subheading 8479.89.20, not electrically operated	23 509	171 310	2 964 002	10 293 773
84801000	Moulding boxes for metal foundry	-	4 304	-	71 776
84802000	Mould bases	2 466	46 242	42 785	204 881
84803010	Moulding patterns of copper	-	692	-	500
84803090	Moulding patterns of other materials	1 578	119 848	30 943	986 634
84804100	Moulds for metal/metal carbides injection or compression types	22 822	41 310	527 726	955 096
84804900	Moulds; for metal or metal carbides, other than injection or compression types	1 399	286 707	11 565	760 627
84805000	Moulds for glass	23	823	524	1 534
84806000	Moulds for mineral materials	19 297	83 255	115 971	276 058
84807110	Moulds for footwear soles, injection or compression types	24 049	33 098	56 783	160 639
84807190	Other moulds for rubber plastics, injections types	106 823	226 228	938 670	2 912 061
84807910	Moulds for footwear soles, not injection/compression types	852	8 377	3 805	90 973
84807990	Other moulds for rubber plastics, not injections types	6 653	60 930	186 085	1 832 462
84811011	Sluice / gate valves with 5 cm ? internal diameter ? 40 cm	130	1 401	213	7 193
84811019	Other sluice / gate valves of iron or steel	160	16 013	4 778	38 978
84811021	Sluice / gate valves of copper/copper alloy an internal diameter<= 2,5 cm	-	2 010	-	3 481
84811099	Other taps, cocks, valves & similar appliances for pipes, boiler shells, tanks, vats or the like	45 261	257 301	561 676	2 928 060
84812010	Sluice/gate valves for oleohydraulic or pneumatic transmissions 5 cm<=internal diameter<=40 cm	12	20	3 760	5 620
84812020	Sluice/gate valves of copper/ally 1 cm ? int.diam ? 2,5 cm of plastics 1 cm<=int.diam<=2,5 cm for oleohydr/pneumatic	176	496	2 279	3 759
84812090	Other sluice/gate valves for oleohydraulic or pneumatic	5 365	33 962	115 355	418 978
84813010	Swing check-valves, of cast iron, with 4 cm<=an inlet of internal diameter ?60 cm	214 295	1 083 519	1 906 558	9 770 170
84813040	Swing check-valves of plastics, with 1 cm<=internal diameter<=2,5 cm	49	112	1 124	3 234
84813090	Other swing check-valves, of cast iron, with 4 cm<=an inlet of internal diameter ?60 cm	1 784	7 238	34 524	66 370
84814010	Safety or relief valves of copper or copper alloys,with an internal diameter of<=2.5 cm	2	2	200	200
84814090	Other safety or relief valves	3 007	28 780	48 586	512 419
84818011	Valves for inner tubes of copper or copper alloys	35	135	1 059	2 741
84818012	Valves for inner tubes of other materials	2 526	10 694	42 146	263 363
84818014	Valves for tubeless tyres of other materials	-	811	-	7 614
84818021	Liquefied Petroleum Gas (LPG) cylinder valves of copper or copper alloys with inlet/outlet internal diameters<=2.5 cm	1 382	3 592	7 307	19 489
84818030	Cocks and valves, whether or not fitted with piezo-electric igniters, for gas stoves or ranges	162	17 663	2 244	1 158 874
84818040	Aerated or carbonated liquid bottle valves; valves for gas operated beer dispensing units	-	2 820	-	84 586
84818050	Mixing taps and valves	7 988	15 312	155 198	294 001
84818061	Manually operated gate valves of cast iron with 5 cm<=an internal diameter<=40 cm	487	705	14 906	16 094
84818062	Other manually operated gate valves of cast iron	74 820	312 985	1 263 922	5 654 258
84818063	Other gate valves and butterfly valves of cast iron	-	536	-	7 969
84818065	Other hog nipple waterers of plastics	-	1	-	1
84818067	Other nipple joint valves	-	18	-	278
84818072	Other ball valves of plastics	-	7 117	-	423 444
84818073	Gate valves, manually operated, of iron or steel with 5 cm<=an internal diameter<=40 cm	37 598	101 518	590 439	1 575 524
84818074	Gate valves, manually operated, of iron or steel with an internal diameter > 40 cm	8 050	16 000	130 475	264 295
84818079	Other manifold valves of plastics	-	280	-	2 759



Tabel 3 : Ekspor Indonesia menurut Komoditi ( Kode HS 8 digit )

April 2019

Kode H S	Uraian golongan barang	Berat bersih (Kg)		Nilai F.O.B. ( U S \$ )	
		Bulan ini	Kumulatif	Bulan ini	Kumulatif
(1)	(2)	(3)	(4)	(5)	(6)
84818081	Pneumatically controlled valves of plastics with 1 cm<=internal diameter<=2,5 cm	-	109	-	2 472
84818082	Other pneumatically controlled valves of plastics	690	2 042	30 111	62 964
84818087	Fuel cut-off valves for vehicles of heading 8702, 8703/8704	-	1	-	150
84818089	Other, manually operated, weighing ? 3 kg of steel/nickel	56	56	529	529
84818091	Water taps of copper or copper alloy, with an internal diameter<=2.5 cm	345	2 261	6 456	75 657
84818099	Other fuel cut-off valves for vehicles of copper/alloy	99 197	375 397	1 015 089	3 645 406
84819010	Housings for sluice or gate valves with inlet or outlet of 50 mm ?an internal diameter<=400 mm	14 534	74 091	299 864	1 283 189
84819021	Bodies, for water taps with internal diameter ? 25 mm	10 446	45 770	54 946	377 553
84819023	Other bodies for taps, cocks, valves, with internal diameter<=25 mm	2 454	28 229	31 351	361 970
84819029	Other parts for taps,cocks.valves,with internal diameter<=25 mm	-	8	-	1 019
84819049	Valve cores of inner tube or tubeless tyre valves of other materials	-	275	-	18 732
84819090	Other parts of housing for sluice or gate valves	43 607	191 214	495 486	2 120 014
84821000	Ball bearings	612 231	2 424 543	12 528 614	47 270 468
84822000	Tapered roller bearings, including cone and tapered roller assemblies	441	7 863	83 734	293 303
84823000	Spherical roller bearings	16	6 793	355	120 737
84824000	Needle roller bearings	34	204	158	1 100
84825000	Bearings; cylindrical roller bearings n.e.c. in heading no. 8482	73	115	3 854	4 443
84828000	Bearings; n.e.c. in heading no. 8482, including combined ball/roller	94 286	371 607	159 280	800 244
84829100	Parts of ball, needles and rollers	379 829	1 498 695	1 884 679	7 516 287
84829900	Bearings; parts, (other than balls, needles and rollers)	15 368	57 677	195 239	538 438
84831010	Transmission shafts and cranks for machinery of heading 84.29 or 84.30	86 936	403 121	890 170	4 079 463
84831024	Cam shafts and crank shafts for engines of vehicles of heading 8711	217 378	796 256	2 424 443	8 475 296
84831025	Other cam shafts and crank shafts for engines of vehicles of a cylinder capacity<=2000 cc	88 949	261 959	1 307 734	3 624 410
84831026	Other cam shafts and crank shafts for engines of vehicles of 2000 cc<cylinder capacity<=3000 cc	121 734	552 612	811 592	3 670 027
84831027	Other cam shafts and crank shafts for engines of vehicles of a cylinder capacity>3000 cc	180 611	802 484	337 258	1 586 838
84831039	Cam shafts and crank shafts for marine propulsion engines of an output>22.38 kW	1 680	6 074	4 651	13 430
84831090	Other cam shafts and crank shafts for engines of vehicles	55 483	216 065	562 847	2 246 632
84832020	Bearing housings, incorporating ball or roller bearings for machinery of heading 8429 or 8430	1	1 138	56	6 636
84832030	Bearing housings, incorporating ball or roller bearings for engine and vehicles of chapter 87	2	2	65	65
84832090	Other bearing housings, incorporating ball/roller bearings	25	781	635	6 501
84833030	Bearing housings, not incorporating ball or roller bearings for engine and vehicles of chapter 87	26 499	104 869	422 332	1 731 021
84833090	Other bearing housings, not incorporating ball or roller bearings	19 576	122 280	400 201	1 435 668
84834020	Gears and gearing for marine vessels	-	480	-	1 477
84834030	Gears and gearing for machinery of heading 8429 or 8430	70 477	503 042	1 277 186	8 564 746
84834040	Gears and gearing for vehicles of chapter 87	30 445	140 899	385 890	1 794 888
84834090	Other gears and gearing, transmission elements presented separately including torque converters :	181 671	751 149	1 567 013	6 936 403
84835000	Flywheels and pulleys, including pulley blocks	439 829	1 611 929	1 679 774	4 814 184
84836000	Clutches and shaft couplings (including universal joints)	19 237	89 548	277 771	945 707
84839011	Toothed wheels, chain sprockets and other transmissions for tractors of subheading 870110 or 870191 to 870195	-	4	-	345
84839013	Toothed wheels, chain sprockets and other transmissions for other tractors of heading 8701	54 560	111 231	30 008	217 585
84839014	Toothed wheels, chain sprockets and other transmissions for goods of heading 8711	64 877	255 202	777 837	3 045 988
84839019	Other parts of goods of transmission shafts (incl cam shaft and crank shafts) and cranks	9 504	26 844	78 480	255 500

Tabel 3 : Ekspor Indonesia menurut Komoditi ( Kode HS 8 digit )

April 2019

Kode H S	Uraian golongan barang	Berat bersih (Kg)		Nilai F.O.B. ( U S \$ )	
		Bulan ini	Kumulatif	Bulan ini	Kumulatif
(1)	(2)	(3)	(4)	(5)	(6)
84839091	Other toothed wheels, chain sprockets & other transmissionfor tractors of subheading 870110 or 870191 to 870195	500	511	6 709	6 827
84839094	Other toothed wheels, chain sprockets & other transmissionfor goods of heading 8711	-	110	-	4 785
84839095	Other toothed wheels, chain sprockets & other transmissionfor goods of chapter 87	17 360	72 688	203 181	888 426
84839099	Other toothed wheels, chain sprockets & other transmission elements presented separately	168 825	856 923	1 698 542	7 735 301
84841000	Gaskets and similar joints of metal sheeting combined withother material or of two or more layers of metal	50 414	209 061	1 378 080	5 646 051
84842000	Mechanical seals	65 089	455 797	1 416 136	9 848 058
84849000	Gasket sets or assortments of gaskets and similar joints; dissimilar in composition, put up in pouches, envelopes or similar packings	5 998	41 850	174 013	911 801
84861030	Spin dryers for semiconductor wafer processing	-	400	-	739
84861090	Other machines and apparatus for the manufacture of boulesor wafers	-	243	-	90
84862033	Apparatus for wet etching, developing, stripping/cleaningsemiconductor wafers	-	15	-	10
84862039	Other etching and stripping equipment	100	153	100	140
84862091	Lasercutters for cutting contacting tracks in semiconductor production by laser beam	1 453	1 453	7 064	7 064
84862099	Other lasercutters for cutting contacting tracks insemiconductor production by laser beam	20	71	9 734	22 149
84863090	Machines for the manufacture of flat panel display	-	2	-	100
84864020	Die attach apparatus, tape automated, wire bonders and encapsulation equipment for the assembly of semiconductors	4 440	14 680	202 832	248 752
84869011	Parts and accessories of apparatus for rapid heating of semiconductor wafers	-	22	-	200
84869013	Parts & acces of machines for removal of material,by laser/other light/photon beam in the prod. of smconductor wafers	-	100	-	170
84869014	Parts and accessories tool holders & self-opening dieheads for sawing monocrystal semiconductor bouls	-	26	-	954
84869015	Parts and accessories other than tool holders&self-openingdieheads machines for processing of semiconductor wafers	-	1	-	2
84869016	Parts and accessories of grinding, polishing and lapping machines for processing of semiconductor wafers	200	200	250	250
84869019	Other parts & access. of machines for sawing monocrystal semiconductor boules into slices, or wafers into chips	0	0	226	226
84869024	Parts and accessories tool holders & self-opening dieheads for spraying semiconductor wafers	-	0	-	156
84869025	Parts and accessories other than tool holders&self-openingfor spraying semiconductor wafers	-	40	-	10 100
84869026	Parts and accessories tool holders & self-opening dieheads for dicing machine semiconductor wafers	-	1	-	2
84869027	Parts and access. other than tool holders & self-opening dieheads for dicing machine semiconductor wafers	-	69	-	3 553
84869029	Parts & access. other than of resistance heated furnaces and ovens for the manufacture of semiconductor devices	150	150	553	553
84869032	Parts & accessories of tool holders & self-opening diehead apparatus for wet etching patterns on flat panel displays	158	158	5 174	5 174
84869035	Parts & accessories of spinners for coating photosensitive emulsions on flat panel display substrates	10	10	22	22
84869042	Parts & access. die attach apptus tape auto, wire bonders & encapsulation equipment for the assembly of semiconductors	-	14	-	448
84869046	Parts & accessories pattern generating apparatus of a kind used for prod. Masks/reticles from photoresist coated substr	121	168	4	1 973
84869049	Parts&access. apptus oth than opt. stereoscopic, photomicrographic,microscopes,pattern generating for trans. smconductor	1 329	3 044	96 893	468 851

Tabel 3 : Ekspor Indonesia menurut Komoditi ( Kode HS 8 digit )

April 2019

Kode H S	Uraian golongan barang	Berat bersih (Kg)		Nilai F.O.B. ( U S \$ )	
		Bulan ini	Kumulatif	Bulan ini	Kumulatif
(1)	(2)	(3)	(4)	(5)	(6)
84871000	Ships or boats propellers & blades therefor not containingelect. connectors,insulators,coils, other elect. features	4 481	13 934	52 239	82 038
84879000	Propellers & blades not for ships or boats	107 428	245 544	1 468 773	3 373 146
85011021	Stepper motor DC of kind for AC,refrigerator,washing mach,electr. domestic appl.,storage water heater, output<=37,5 W	-	235	-	1 758
85011029	Stepper motor DC oth than for AC,refrigerator,washing mach,electr. dom. appl.,storage water heat, 5 W<output <=37,5 W	94 032	366 071	2 587 705	10 230 324
85011030	Spindle motors, output <= 37,5 W	-	12	-	54
85011041	Spindle motor DC of kind for AC,refrigerator,washing mach,electr. domestic appl.,storage water heater, output<=37,5 W	6 107	23 432	13 756	63 118
85011049	Spindle motor DC oth than for AC,refrigerator,washing mach,electr. domestic appl.,storage water heater	705 610	2 814 828	10 929 348	42 734 955
85011059	Other stepper motor (AC/DC) other than for AC,refrigerator,washing mach,electr. domestic appl.,storage water heater	1	4 131	20	2 781
85011060	Other spindle motors (AC/DC), output <= 37,5 W	20 683	75 087	533 823	2 055 667
85011091	Other spindle motor (AC/DC) for AC,refrigerator,washing machine,electr. domestic appl.,storage water heater	-	1 671	-	737
85011099	Other spindle motor (AC/DC) not for refrigerator,washing machine,AC,electr. domestic appl.,storage water heater	410	4 303	9 011	40 689
85012019	Universal AC/DC motor oth than for AC,refrigerator,washing mach, electr. Dom. appl.,storage wtr heater an output<=1 KW	1	34	80	1 233
85012029	Universal AC/DC motor oth than for AC,refrigerator,washing mach, electr. Dom. appl.,storage wtr heater an output> 1 kW	55	55	737	737
85013130	Other motor DC for AC,refrigerator,washing machine,elect.domestic appl.,storage water heater an ouput < = 750 W	14	45	125	833
85013140	Other motor DC oth than for AC,refrigerator,washing machine,elect.domestic appl.,storage water heater an ouput< = 750 W	370 679	1 597 288	4 188 630	17 643 723
85013150	Generators of an ouput < = 750 W	20 466	50 044	27 654	81 067
85013222	Oth motor DC oth than for AC,refrigerator,washing machine,elect.dom. appl.,storage water heater 750< ouput<=37,5 kW	-	51	-	1 843
85013223	Generators DC, of 750 W <an ouput < = 37,5 kW	26 207	30 531	7 006	203 402
85013231	Other motor DC for AC,refrigerator,washing machine,elect.domestic appl.,storage water heater 37,5 kW<ouput <= 75 kW	-	53	-	2 268
85014011	Oth motor AC Single-phase for AC,refrigerator,washing mach,elect.domestic appl.,storage water heater an ouput < = 1 kW	4 400	4 437	8 001	8 279
85014019	Oth mtr AC single-phase oth than for AC,refrig,washing machelect.domestic appl.,storage water heater an ouput < = 1 kW	-	17 361	-	355 594
85014021	Oth motor AC Single-phase for AC,refrigerator,washing mach,elect.domestic appl.,storage water heater an ouput > 1 kW	3	82	23	3 792
85014029	Oth mtr AC single-phase oth than for AC,refrig,washing machelect.domestic appl.,storage water heater an ouput > 1 kW	50	90	3 150	8 643
85015111	Oth mtr AC multi-phase w/ output <=750W, used forrefrigerator, AC, wash mach, elect domestic app,water heater	28	5 783	176	24 332
85015119	Oth mtr AC multi-phase w/ output <=750W, used oth than forrefrigerator, AC, wash mach, elect domestic app,water heater	-	495	-	25 357
85015219	Oth mtr AC multi-phase w/ output <=1kW, used oth than forrefrigerator, AC, wash mach, elect domestic app,water heater	21	355	161	43 152
85015229	Oth mtr AC multi-phase w/ 1kW<output<=37,5kW, used oth thanfor refrigeratr,AC,wash mach,elect domestic app,water heater	-	3 129	-	28 951

Tabel 3 : Ekspor Indonesia menurut Komoditi ( Kode HS 8 digit )

April 2019

Kode H S	Uraian golongan barang	Berat bersih (Kg)		Nilai F.O.B. ( U S \$ )	
		Bulan ini	Kumulatif	Bulan ini	Kumulatif
(1)	(2)	(3)	(4)	(5)	(6)
85015239	Oth mtr AC multi-phase w/ 37,5kW<output<=75kW, used oth thnfor refrigeratr,AC,wash mach,elect domestic app,water heater	-	746	-	5 452
85015300	Electric motors; AC motors, multi-phase, of an output exceeding 75kW	19 052	24 692	10 000	127 418
85016210	Generator AC (altenators) of 75 kVA < ouput <= 150 kVA	-	81	-	1 050
85016220	Generator AC (altenators) of 150 kVA < ouput <= 375 kVA	-	900	-	2 240
85021100	Generating sets (diesel or semi-diesel engines) of an output <=75 kVA	74 335	261 233	652 158	2 077 335
85021210	Generating sets (diesel or semi-diesel engines) of an 75 kVA < output <= 125 kVA	-	12 000	-	27 500
85021220	Generating sets (diesel or semi-diesel engines) of an 125 kVA < output <= 375 kVA	-	7 000	-	8 000
85021390	Generating sets (diesel or semi-diesel engines) of an 375 kVA < output <= 12.500 kVA	255 313	619 244	1 421 381	3 451 372
85022030	Generating sets (gasoline engines) of an 100 kVA < output <= 10.000 kVA	36 975	147 945	84 257	201 005
85022049	Generating sets (gasoline engines) of an 10.000 kVA < output < 12.500 kVA	-	175	-	40 096
85023939	Other generating sets other-powered of 10.000 kVA < output< 12.500 kVA	-	68 865	-	8 680
85024000	Electric rotary converters	-	2	-	1
85030020	Part of generators/sets for electric motor and electric generating/sets of an output >= 12.500 kVA	105	184	1 600	2 069
85030090	Part of generators/sets for electric motor and electric generating/sets of an output < 12.500 kVA	42 791	219 320	754 736	4 046 663
85041000	Ballasts for discharge lamps or tubes	335	499	10 854	12 663
85042111	Auto transformers with a power handling capacity ? 1 kVA and of a high side voltage of 110 kV or more	9 221	33 473	107 945	392 685
85042119	Oth instrument transformers with a power handling 1 kVA < capacity<=10 kVA and voltage of ? 110 kV	-	1 075	-	8 100
85042199	Oth Instrument transformers with a power handling capacity ? 650 kVA	58 260	124 278	230 432	472 212
85042211	Auto transformers with a power handling capacity > 650 kV and voltage<=10.000 kV	16	16	147	147
85042219	Oth auto transformers with high side voltage ? 66 kV	58 104	862 701	382 743	4 896 838
85042292	Oth auto transformers with high side voltage ? 110 kV	19 316	77 891	530 955	2 234 922
85042299	Liquid dielect. transfmers,650kVA<power capacity<=10.000kVAunauto step-voltage regulators, voltage<66 kV	41 122	67 215	170 600	271 400
85042310	Liquid dielectric transformers,10.000 kVA<power capacity<=15.000 kVA	-	19 350	-	90 125
85042321	Liquid dielectric transformers,15.000 kVA<power capacity<=20.000 kVA	-	131 141	-	947 579
85042329	Liquid dielectric transformers, power capacity>30.000 kVA	-	456 481	-	4 602 204
85043111	Instrument potential transformers, power capacity<=1kVA,voltage >=110 kV	1 997	20 220	54 715	432 676
85043113	Instrument potential transformers, power capacity<=1kVA,1 kV>= voltage<66 kV	2 092	12 281	21 717	158 184
85043119	Instrument potential transformers, power capacity<=1kVA,voltage<1kVA	1 955	20 391	87 431	529 885
85043121	Instrument current transformer ring type,pwr capacity<=1kVA110 kV>= voltage< 220 kV	551	4 987	43 383	256 722
85043124	Instrument current transformers.power capacity<=1 kVA,1 kV>= voltage<66 kV	6 756	26 308	78 342	324 070
85043129	Instrument current transformers.power capacity<=1 kVA,voltage<1kV	-	21	-	2 118
85043140	Intermediate frequency transformers, power capacity<=1 kVA	34 786	134 738	255 797	1 630 162
85043191	Transformers of a kind used with toys, scale models or similar recreational models, power capacity<=1.000 kVA	-	324	-	2 040
85043192	Others matching transformers, power capacity<=1 kVA	-	3	-	90
85043193	Step up/down transformers; slide regulators, power capacity <=1.000 kVA	100	102	300	363
85043199	Transformers other than used with toys,scale/similar modelsnot matching&step up/down transf; power capacity<=1.000 kVA	63 996	272 068	700 637	3 361 399

Tabel 3 : Ekspor Indonesia menurut Komoditi ( Kode HS 8 digit )

April 2019

Kode H S	Uraian golongan barang	Berat bersih (Kg)		Nilai F.O.B. ( U S \$ )	
		Bulan ini	Kumulatif	Bulan ini	Kumulatif
(1)	(2)	(3)	(4)	(5)	(6)
85043220	Transformers of a kind used with toys, scale models or siml recreational models, 1.000 kVA<pwr.cap<=5.000 kVA	-	19 195	-	47 920
85043311	Matching transformers, 16kVA<power capacity<=500kVA,voltage>=66kV	-	45	-	305
85043319	Other matching transformers, 16kVA<power capacity<=500kVA,voltage>=66kV	171	171	792	792
85043399	Other matching transformers, 16kVA<power capacity<=500kVA,voltage<66kV	2	191	14	2 162
85043415	Explosion proof dry type transformers, voltage< 66 kV10.000 kVA<power capacity<=15.000 kVA	-	13 160	-	69 000
85043416	Other matching transformers, not explosion proof dry type,10.000 kVA<power capacity<=15.000 kVA, voltage<66kV	-	109	-	6 497
85043424	Other matching transformers, not explosion proof dry type,power capacity>15.000 kVA, voltage>=66kV	38 434	164 462	500 027	2 047 801
85044011	Uninterruptible power supplies (UPS), automatic data processing machines & units thereof, telecomm. apparatus	306	4 659	6 869	57 185
85044019	Uninterruptible power supplies (UPS), not automatic data processing machines & units thereof, telecomm. apparatus	68 730	409 092	2 638 497	13 874 759
85044020	Battery chargers having a rating exceeding 100 kVA	87	4 885	7 426	38 373
85044030	Other rectifiers	4 985	15 644	673 884	1 125 381
85044040	Inverters	30 273	45 732	1 313 071	2 721 533
85044090	Static converters other than UPS,battery chargers,invertersrectifiers	372 644	421 833	9 542 433	10 974 275
85045010	Inductors for power supplies for automatic data processingmachines & units thereof, & telecommunications apparatus	104 490	403 613	3 597 386	14 367 362
85045020	Chip type fixed inductors	1 229	3 975	378 011	1 748 448
85045093	Inductors power capacity <= 2.500 kVA	673	1 639	25 767	103 798
85045094	Inductors, 2.500 kVA> power capacity <=10.000 kVA	566	6 243	4 008	74 811
85045095	Inductors power capacity > 10.000 kVA	1	584	8	923
85049010	Parts of ballasts for discharge lamps or tubes	728	1 588	66 637	96 725
85049020	Printed circuit assemblies for UPS/power supplies inductorsautomatic data processing machines & telecomm. apparatus	4 481	43 776	706 901	2 023 377
85049031	Radiator panels;flat tube radiator for distribution andpower transformers, power capacity <=10.000 kVA	-	3 820	-	4 500
85049039	Other radiator panels;flat tube radiator for distribution and power transformers, capacity <=10.000 kVA	186	666	5 133	16 643
85049090	Parts of; other than ballast,UPS,inductors,and transformers	18 222	37 345	1 121 480	2 314 041
85051100	Permanent magnets and articles intended to become permanentmagnets after magnetisation of metal	191 064	765 371	1 361 234	5 316 169
85051900	Permanent magnets and articles intended to become permanentmagnets after magnetisation of not metal	4 491	16 349	20 013	200 955
85052000	Electro-magnetic couplings, clutches and brakes	110	1 564	1 377	20 812
85059000	Magnets; electro-magnets, holding devices and parts n.e.c. in heading no. 8505	63 447	162 869	622 051	1 652 788
85061010	Primary cells and primary batteries Manganese dioxidehaving an external volume <= 300 cm3	2 238 688	7 857 102	6 267 909	22 536 081
85061090	Primary cells and primary batteries Manganese dioxidehaving an external volume > 300 cm3	885 300	3 077 461	4 495 523	16 829 338
85063000	Primary cells and primary batteries Mercuric oxide	660	6 164	7 722	45 636
85064000	Primary cells and primary batteries Silver oxide	14 249	19 579	1 219 342	1 669 015
85065000	Primary cells and primary batteries Lithium	327 717	1 228 706	14 486 105	57 527 990
85066090	Primary cells and primary batteries Air-zinchaving an external volume > 300 cm3	96 187	379 595	1 295 094	4 884 755
85068010	Other primary cells and primary batteries zinc-carbon,having an external volume <= 300 cm3	892 641	3 321 194	3 369 300	12 668 208
85068091	Other primary cells and primary batteries not zinc-carbon,having an external volume <= 300 cm3	8 589	132 398	45 970	764 051
85068099	Other primary cells and primary batteries not zinc-carbon,having an external volume > 300 cm3	49 793	174 816	8 631 179	27 933 506
85069000	Parts of primary cells and primary batteries.	10 884	75 548	80 676	442 290
85071010	Lead-acid accumulators,of a kind used for starting piston engines of a kind used for aircraft	22	302	30	5 124
85071092	Lead-acid accumulators,used starting piston engines fornot aircraft,voltage 6V/12V,capacity<=200AH,height<=13cm	26 861	62 458	78 770	198 524

Tabel 3 : Ekspor Indonesia menurut Komoditi ( Kode HS 8 digit )

April 2019

Kode H S	Uraian golongan barang	Berat bersih (Kg)		Nilai F.O.B. ( U S \$ )	
		Bulan ini	Kumulatif	Bulan ini	Kumulatif
(1)	(2)	(3)	(4)	(5)	(6)
85071095	Lead-acid accumulators,used starting piston engines fornot aircraft,voltage6V/12V,capacity<=200AH,13cm<height<=23cm	523 015	2 724 753	1 311 567	6 417 417
85071096	Lead-acid accumulators,used starting piston engines fornot aircraft,voltage 6V/12V,capacity<=200AH,height>23cm	1 042 471	6 632 588	2 083 573	13 505 169
85071097	Lead-acid accumulators,used starting piston engines fornot aircraft,voltage 6V/12V,capacity>200AH,height<=13cm	4 352	9 472	31 926	70 901
85071098	Lead-acid accumulators,used starting piston engines fornot aircraft,voltage6V/12V,capacity>200AH,13cm>height<=23cm	-	3	-	60
85071099	Lead-acid accumulators,used starting piston engines fornot aircraft,voltage 6V/12V,capacity>200AH,height>23cm	2 683 808	11 189 271	8 048 285	33 614 818
85072094	Oth lead-acid accumulators,used starting piston engines fornot aircraft,voltage 6V/12V,capacity<=200AH,height<=13cm	1	1	89	89
85072095	Oth lead-acid accumulators,used starting piston engines fornot aircraft,voltage6V/12V,capacity<=200AH,13cm<height<=23cm	139 340	582 915	366 712	1 436 861
85072099	Oth lead-acid accumulators,used starting piston engines fornot aircraft,voltage 6V/12V,capacity>200AH,height>23cm	-	16 776	-	52 391
85073090	Nickel-cadmium accumulators of a kind used for not aircraft	-	3 100	-	6 263
85075090	Nickel-metal hydride accumulators of a kind used fornot aircraft	243	1 484	20 060	51 557
85076010	Lithium-ion accumulators of a kind used for laptopsincluding notebooks and subnotebooks	1 673	7 788	246 407	1 108 710
85076090	Lithium-ion accumulators of a kind used not for aircraft,laptops including notebooks and subnotebooks	1 781	7 839	79 606	504 979
85078010	Accumulators oth than lead-acid,nickel-cadmium,nickel-iron,nickel-metal hydride,lithium-ion for aircraft	87	147	6 906	12 763
85078020	Accumulators oth than lead-acid,nickel-cadmium,nickel-iron,nickel-metal hydride,lithium-ion for laptops/notebooks	141	228	3 838	13 713
85078090	Accumulators other than nickel-cadmium/iron/metal hydride,lead-acid,lithium-ion not for aircraft & laptops/notebooks	197 537	1 169 726	2 285 622	10 469 269
85079011	Plates of lead-acid accumulators for not aircraft	52	101 931	173	83 193
85079019	Accumulator plates of nickel-cadmium/iron/metal hydride,lithium-ion,etc for not aircraft	8 958	20 866	26 893	61 763
85079092	Battery separators, ready for use, of materials other than poly(vinyl chloride)	153 902	1 064 349	504 950	3 473 628
85079099	Accumulator parts of nickel-cadmium/iron/metal hydride,lithium-ion,etc for not aircraft, unplates	78 853	331 400	329 978	1 323 173
85081100	Vacuum cleaner self-contained electric motor, power<=1.5KWand dust bag or receptacle capacity<=20L	-	14	-	55
85081910	Vacuum cleaner self-contained electric motor, power>1.5KW & dust bag/receptacle capacity>20L for domestic use	15	164	68	957
85081990	Vacuum cleaner self-contained electric motor, power>1.5KW & dust bag/receptacle capacity>20L for not domestic use	40	608	40	5 279
85086000	Vacuum cleaner with out self-contained electric motor	1 582	6 723	15 773	23 742
85087010	Parts of vacuum cleaner with self-contained electric motorfor domestic use	120	120	125	125
85087090	Parts of vacuum cleaner with out self-containedelectric motor for not domestic use	4 563	8 113	53 696	115 381
85094000	Food grinders and mixers;fruit/vegetable juice extractorswith self-contained electric motor	132 305	635 729	681 638	3 413 601
85098010	Floor polishers with self-contained electric motor	228	228	1 988	1 988
85098020	Kitchen waste disposers with self-contained electric motor	-	11 320	-	2 944
85098090	Elect.mech.domestic oth than vacuum cleaner,floor polisher,grinder,mixer,juice extractor,kitchen waste disposers	28	654	205	3 581
85099010	Parts of floor polishers with self-contained electric motor	2 145	10 695	37 851	147 546
85099090	Parts of vacuum cleaner,grinder,mixer,juice extractor,kitchen waste disposers	654	4 508	4 571	40 233
85101000	Shavers with self-contained electric motor.	68 932	124 457	3 085 665	5 163 070

Tabel 3 : Ekspor Indonesia menurut Komoditi ( Kode HS 8 digit )

April 2019

Kode H S	Uraian golongan barang	Berat bersih (Kg)		Nilai F.O.B. ( U S \$ )	
		Bulan ini	Kumulatif	Bulan ini	Kumulatif
(1)	(2)	(3)	(4)	(5)	(6)
85102000	Hair clippers with self-contained electric motor.	205 805	285 228	5 741 305	8 364 643
85109000	Parts of Shavers, hair clippers & hair-removing appliances, with self-contained electric motor.	52 819	82 890	3 102 140	3 770 508
85111010	Sparking plugs of a kind suitable for aircraft engines	-	20	-	2 686
85111020	Sparking plugs of a kind suitable for motor vehicle engines	17 770	58 778	264 463	917 234
85111090	Sparking plugs of a kind suitable for not motor vehicle and aircraft engines	158 193	712 047	2 539 308	11 881 574
85112010	Ignition magnetos, magneto-dynamos, magnetic flywheels of a kind suitable for aircraft engines	2 898	4 209	38 387	52 055
85112021	Ignition magnetos, magneto-dynamos, magnetic flywheels of a kind suitable for motor vehicle engines unassembled	7 776	19 509	117 419	288 652
85112029	Ignition magnetos, magneto-dynamos, magnetic flywheels of a kind suitable for motor vehicle engines assembled	25 094	122 881	355 000	1 559 316
85112091	Ignition magnetos, magneto-dynamos, magnetic flywheels of a kind suitable for not motor vehicle and aircraft engines unassembled	-	2	-	4
85113041	Distributors, ignition coils of a kind suitable for motor vehicle engines unassembled	467	1 640	30 119	56 820
85113049	Distributors, ignition coils of a kind suitable for motor vehicle engines assembled	20 660	88 368	811 746	3 430 018
85113091	Distributors, ignition coils of a kind suitable for not motor vehicle and aircraft engines unassembled	92	358	4 342	9 468
85113099	Distributors, ignition coils of a kind suitable for not motor vehicle and aircraft engines assembled	913	5 714	38 445	259 479
85114021	Unassembled starter motors for engines of bus, go-kart, ATV, ambulance, sedan, motor-homes, van, dumper, truck, lorry, & similar	-	49	-	684
85114029	Unassembled starter motors for other than bus, go-kart, ATV, ambulance, sedan, motor-homes, van, dumper, truck, lorry, & similar	83	267	696	4 110
85114032	Assembled starters motor for engine of vehicles of car transport person/goods	31 362	145 359	378 910	1 742 672
85114099	Other starter motor assembled	32 279	121 517	455 086	1 521 775
85115029	Other unassembled alternators	-	34	-	175
85115032	Assembled alternators for engine vehicle transportation for person/goods	42 857	253 876	425 393	2 460 909
85115099	Other generators	31 501	135 619	123 507	773 593
85118020	Other equipment of electrical ignition a kind used for motor vehicle engine	990	5 600	110 363	296 293
85118090	Other equipment of electrical ignition	6 027	23 484	165 955	607 083
85119020	Parts of goods of elect ignition for use vehicle engine	200 542	847 916	1 517 496	6 310 032
85119090	Parts of goods of elect ignition for use not for aircraft or vehicle engine	36 762	140 274	348 447	1 363 340
85121000	Lighting or visual signalling equipment of a kind used on bicycles	19	409	427	2 252
85122020	Unassembled lighting/visual signalling equipment	34 679	131 653	684 979	2 359 692
85122091	Other lighting/visual signalling equip. for motorcycles	59 790	227 328	1 511 710	6 307 120
85122099	Other lighting/visual signalling equip.	109 704	360 229	1 680 923	5 837 903
85123010	Horns and serenes, assembled	217 392	871 619	2 345 840	9 019 309
85123020	Unassembled sound signalling equipment	0	3 726	35	378 321
85123091	Other sound signal equip. obstacle detect device for vehicles	240	626	23 360	58 353
85123099	Other sound signalling equipment	13 623	29 638	362 412	601 842
85124000	Windscreen wiper, defroster & demisters	155 904	570 726	1 591 668	6 050 679
85129010	Parts of goods of lighting or vis. light	5 910	13 465	63 754	298 638
85129020	Parts of goods of lighting, sound signal or windscreen wipers, defroster & demisters	499 955	2 293 055	6 886 494	30 651 494
85131090	Other portable electric lamps	52 175	82 454	807 748	1 617 316
85139010	Part of portable elect lamp of miner's helmet or quarrymen's lamp	0	0	8	8
85139030	Parts of flashlights reflectors; switch sliders of plastics	337	2 450	434	48 286
85139090	Oth part of portable elect lamp designed	942	9 853	10 096	28 443
85141000	Resistance heated furnaces and ovens	3 539	7 105	14 854	45 104
85142020	Electric furnaces or ovens for the micro printed circuit board/assemblies	-	6	-	20
85142090	Oth furnaces/oven function by induction or dielectric loss	-	6 469	-	36 996
85143090	Other furnaces and ovens	1 210	42 768	3 000	148 380

Tabel 3 : Ekspor Indonesia menurut Komoditi ( Kode HS 8 digit )

April 2019

Kode H S	Uraian golongan barang	Berat bersih (Kg)		Nilai F.O.B. ( U S \$ )	
		Bulan ini	Kumulatif	Bulan ini	Kumulatif
(1)	(2)	(3)	(4)	(5)	(6)
85144000	Heating equipment; for the heat treatment of materials by induction or dielectric loss, industrial or laboratory, other than furnaces and ovens	8	129	3 589	20 617
85149020	Part of industrial/laboratory electric furnaces/oven for manufact.of PCB/PWB	77	133	33 784	33 870
85149090	Other industrial/lab.elec. furnaces and ovens incl.by induction or dielect.loss	126	1 829	1 825	77 886
85151100	Soldering irons and guns	23	1 768	183	1 801
85151910	Mach and app for soldering component on PCB/printed wiring boards	-	9 593	-	67 000
85151990	Other brazing/soldering machines and apparatus	5	4 929	699	60 488
85152100	Mach and app for resistance welding of metal, fully or partly automatic	806	1 876	187 260	247 288
85152900	Mach and app for resistance welding of metal, non-automatic	70	311	246	11 216
85153100	Mach and app for arc welding of metal, fully or partly automatic	-	267	-	83 492
85153910	AC arc welders, transformer type, non- automatic	1 449	5 624	29 400	115 135
85153990	Oth machine and apparatus for arc welding of metals, not automatic	420	1 507	1 760	74 521
85158010	Electric mach & app for hot spraying of metals/sintered metal carbides	-	176	-	47 698
85158090	Oth electric mach & app for hot spraying of metals/sintered metal carbides	404	2 814	731	130 847
85159010	Parts of AC arc welder, transformer type	-	95	-	2 130
85159020	Part of mach&app for soldering component on PCB/printed wiring boards	178	8 109	29 634	218 412
85159090	Oth electric machines & apparatus	2 358	53 948	78 431	193 447
85161011	Water dispenser fitted only with water heater, for domestic use	3 065	16 373	3 664	21 845
85161019	Water dispenser fitted only with water heater, oth than for domestic use	5 864	47 197	96 228	722 659
85161030	Electric immersion water heaters	22	152	1 692	1 977
85162900	Heating apparatus; electric soil heating apparatus and space heating apparatus (excluding storage heating radiators)	38	100	3 750	27 971
85163100	Hair dryers	1 044	1 101	17 678	17 843
85163200	Hair-dressing apparatus; electro-thermic, other than hair dryers	64	143	271	715
85163300	Hand-drying apparatus	29	29	1 278	1 278
85164010	Elect. smoothing irons of kind designed to use steam from the indust boilers	470	500	1 944	2 414
85164090	Other electric smoothing irons	673 239	1 559 952	7 469 909	15 847 011
85165000	Microwave ovens	696	2 562	917	22 137
85166010	Rice cooker	55 839	262 297	248 973	1 159 304
85166090	Other ovens; cookers, cooking plates, boiling rings,	20 226	115 050	126 789	586 833
85167100	Coffee or tea makers	764 503	1 140 366	7 640 650	11 214 783
85167200	Toasters	196	231	611	800
85167910	Kettles , electro-thermic appliances	1 625	6 692	23 257	98 855
85167990	Other electro-thermic appliances	4 666	7 399	116 232	140 830
85168010	Electric heating resistor for type-founding or type-setting	-	3	-	25
85168030	Electric heating resistors for domestic appliances	76	12 520	234	2 192
85168090	Other electric heating resistors	10 506	23 072	377 076	851 560
85169029	Sealed hotplates for other than domestic appliances	3 986	14 844	44 861	467 749
85169030	Part of goods of electric instantaneous or storage water heaters	-	161	-	1 458
85169090	Other part of goods of electric instantaneous	120 000	178 230	1 596 262	2 297 323
85171100	Line telephone sets with cordless handsets	1 698	9 207	612 040	2 908 578
85171200	Telephones for cellular networks or for other wireless	92 861	279 751	38 027 436	102 633 921
85171800	Telephone sets n.e.c. in item no. 8517.1	16 729	83 632	4 297 060	14 233 540
85176100	Base stations, apparatus for communication in a wired or	278 955	290 942	12 720 130	13 259 740
85176210	Radio transmitters and radio receivers of a kind used for	245	254	701 112	702 016
85176221	Control and adaptor units, including gateways and routers	11 090	11 634	394 389	461 138
85176229	Other units of automatic data processing machines other	76 181	233 423	14 902 040	45 634 009
85176230	Aparatus pemindah saluran teleponi atau telegrafi	83	558	3 790	13 620
85176241	Modems including cable modems and modem cards	117 566	118 202	6 183 521	6 217 866
85176249	Other apparatus for carrier-current line systems or	5 302	8 189	1 144 282	1 504 676
85176251	Wireless LANs	2 747	2 749	60 117	60 318



Tabel 3 : Ekspor Indonesia menurut Komoditi ( Kode HS 8 digit )

April 2019

Kode H S	Uraian golongan barang	Berat bersih (Kg)		Nilai F.O.B. ( U S \$ )	
		Bulan ini	Kumulatif	Bulan ini	Kumulatif
(1)	(2)	(3)	(4)	(5)	(6)
85176259	Other transmission apparatus incorporating reception	188	329	24 382	69 437
85176269	Other transmission apparatus for other than radio-telephony	192	1 387	21 408	22 443
85176291	Portable receivers for calling, alerting or paging	375	3 350	4 517	328 944
85176299	Other portable receivers for calling, alerting or paging	14 117	51 192	1 472 813	4 899 796
85176900	Communication apparatus excl telp sets/base stations; machines for transmission/reception of voice, images/oth data incl wired/wireless networks, n.e.c. in item no. 8517.6	1 524	2 055	206 771	423 628
85177010	Part of control and adaptor units including gateways,	40 542	193 917	2 972 217	10 381 714
85177021	Part of transmission apparatus, portable receivers for	16 206	55 671	1 143 136	14 634 932
85177029	Oth part of transmission apparatus, portable receivers for	9 285	17 938	304 397	366 547
85177031	Part of other printed circuit boards, assembled	530	1 521	4 362	159 469
85177039	Part of other printed circuit boards, assembled	74	679	1 801	242 697
85177040	Part of Aerials or antennae of a kind used with apparatus	-	151	-	36 012
85177091	Part of other apparatus for transmission/reception of voice	-	104	-	13 010
85177092	Part of other apparatus for transmission/reception of voice	-	10	-	30 000
85177099	Other part of other apparatus for transmission/reception of	469	10 792	25 771	337 729
85181011	Microphones frequency range of 300 Hz-3,400 Hz,diameter	-	10	-	1 421
85181019	Other microphones, whether or not with their stands	2 909	10 409	74 826	209 838
85181090	other microphones and stands therefor	23	2 607	508	89 603
85182110	Box speaker type, single loudspeakers, mounted in	378 221	1 259 831	3 321 417	10 673 561
85182190	Other single loudspeakers, mounted in their enclosures	66 255	352 761	659 700	3 308 612
85182210	Box speaker type, multiple loudspeakers, mounted in	463 176	1 955 678	3 623 923	15 619 425
85182290	Other multiple loudspeakers, mounted in the same enclosure	370	8 307	1 301	34 091
85182920	Loudspeakers, without enclosure, frequency range of	1 630	1 642	12 000	12 600
85182990	Loudspeakers, whether or not mounted in their	597 240	2 189 636	3 987 114	14 144 138
85183010	Headphone	51	1 040	3 370	85 377
85183020	Earphone	14 723	31 697	541 175	1 233 317
85183040	Line telephone handsets	101	109	15 953	17 709
85183059	Other combined microphone/speaker sets	-	16	-	334
85183090	Other headphones & earphones, combine or not w/ microphone	39 572	142 384	1 631 655	5 717 512
85184040	Audio-frequency electric amplifiers,other in line telephone	7 109	19 125	32 676	89 127
85184090	Other audio-frequency electric amplifiers used as repeater	81 828	403 434	1 637 100	4 423 884
85185010	Electric sound amplifier sets	44 783	150 266	593 581	2 084 280
85185020	Other electric sound amplifier sets with loudspeakers,	1 215	1 215	3 933	3 933
85185090	Other electric sound amplifier sets with other power rating	23 124	92 728	1 087 464	4 199 110
85189010	Part of goods of subheading 8518.10.11, 8518.29.20,	-	8 990	-	133 091
85189020	Part of goods of subheading 8518.40.40	345	345	261 711	261 711
85189030	Part of goods of subheading 8518.21 or 8518.22	86 866	120 122	907 592	1 351 391
85189090	Part of goods of other subheading 8518	79 348	451 752	2 601 749	12 130 297
85192010	Coins, tokens or disc operated record players	0	1	1	14
85192090	Other apparatus operated by coins, banknotes, bank cards,	45	96	517	1 859
85193000	Turntables (record-decks)	5	179	100	22 070
85195000	Telephone answering machines	3	3	50	50
85198120	Cassette recorders, with built-in amplifiers & built-in	169	21 431	1 463	164 557
85198130	Compact disc players	828	3 785	11 556	31 930
85198149	Other transcribing machine	-	5	-	33
85198169	Other magnetic tape recorders incorporating sound	800	800	1 245	1 245
85198920	Other record-players with or without loudspeakers	-	54	-	10 220
85198930	Other app using magnetic, optical or semiconductor media for cinematography or broadcasting	739	843	7 626	16 990
85198990	Other app using magnetic, optical or semiconductor media for other than cinematography or broadcasting	186	537	275	706
85211010	Magnetic tape-type video recording or reproducing apparatusfor cinematography or television broadcasting	17	17	89	89
85211090	Magnetic tape-type video recording or reproducing apparatusfor other than cinematography or television broadcasting	-	184	-	10 859
85219019	Laser disc players of other than cinematography or television broadcasting	33 765	120 157	988 266	4 452 906
85219091	Video recording / reproduce app oth than magnetic tape-typefor cinematography or television broadcasting	-	90	-	2 000
85219099	Video recording / reproduce app oth than magnetic tape-typefor other than cinematography or television broadcasting	36 007	284 665	588 024	9 388 754

Tabel 3 : Ekspor Indonesia menurut Komoditi ( Kode HS 8 digit )

April 2019

Kode H S	Uraian golongan barang	Berat bersih (Kg)		Nilai F.O.B. ( U S \$ )	
		Bulan ini	Kumulatif	Bulan ini	Kumulatif
(1)	(2)	(3)	(4)	(5)	(6)
85221000	Pick-up cartridges	31 455	121 528	1 675 873	5 182 728
85229030	PCB assemblies for cinematographic soundrecorders or reproducers	-	81 478	-	138 035
85229040	Audio/video tapedecks and compact discmechanisms	48 648	174 083	1 578 117	4 137 788
85229091	Oth parts&accessories of cinematographic sound recorders/reproducers	15 885	15 885	3 607 926	3 607 926
85229093	Oth parts&accessories for sound/audiorecording/reproducing (magnetic/optical)	452	1 116	13 838	58 095
85229099	Oth parts&accessories for other soundor audio recording/reproducing	6 806	20 249	2 440 116	5 782 111
85232110	Magnetic media card,incorporating amagnetic stripe; unrecorded	4	7	46	68
85232190	Magnetic media card,incorporating amagnetic stripe; recorded	5 997	8 153	184 055	306 519
85232911	Magnetic computer tapes,width <= 4mm;unrecorded	-	1	-	1
85232919	Other magnetic tapes,width <= 4mm;unrecorded	8 652	147 102	50 710	893 087
85232921	Magnetic video tapes, width <= 4mm;recorded	-	18	-	156
85232931	Magnetic computer tapes,4mm<width<=6,5mm;unrecorded	-	3	-	7
85232969	Oth magnetic tapes, width > 6,5mm;recorded, for other purposes	-	1	-	7
85232971	Computer hard disc and diskette;unrecorded	68	249	8 019	31 573
85232979	Other magnetic discs; unrecorded	22	47	6 257	6 273
85232981	Magnetic disc for reproducing phenomenaot sound/image for computer;recorded	163	163	53 615	53 615
85232983	Oth magnetic disc reproducing represent.by means of an auto. data process. mach	0	87	10	850
85232991	Magnetic media oth than disc forcomputer use;unrecorded	-	1	-	5
85232992	Magnetic media oth than disc foroth than computer use;unrecorded	1	1	35	35
85232999	Other magnetic media (not disc)	-	14	-	140
85234110	Optical media, unrecorded, forcomputer use	-	18	-	154
85234190	Optical media, unrecorded, forother use	94	500	20 502	72 630
85234912	Educational, technical, scientific,historical/cultural disc;sound only	1	3	1	1 642
85234913	Other kind of disc; sound only	1	1	3	3
85234914	Disc for laser reading system for repro.represent. of instruct,data,sound,etc	1	41	5	4 779
85234919	Cinematographic film oth than newsreel,travelogues,and oth doc. films;optical	16	55	549	1 201
85234999	Oth disc for laser reading systems	87	341	4 056	37 617
85235111	Solid-state non-volatile storage devicessuitable for computer use;unrecorded	25	140	2 761	46 594
85235119	Solid-state non-volatile storage devicesfor other use;unrecorded	17	35	9 534	13 480
85235121	Solid-state non-volatile storage devicessuitable for computer use;recorded	-	2	-	614
85235129	Solid-state non-volatile storage devicesfor other use;recorded	-	2 012	-	356 400
85235130	Solid-state non-volatile storage devicesfor repro. data,sound/image,etc	-	743	-	1 672
85235199	Semi conductors of a kind suitable for other purpose	30	32	4 025	4 717
85235200	Smart cards	9 898	66 552	580 354	3 437 349
85235910	Proximity cards and tags;semiconductor	124	9 151	5 213	21 700
85235990	Other semiconductor media	271	297	190	225
85238040	Gramophone records;storage device	-	2	-	20
85238051	Oth solid-state non-volatile storage dev.;unrecorded,for computer use	-	575	-	22 583
85238059	Oth solid-state non-volatile storage dev.;unrecorded,for other use	-	1	-	1
85238099	Other solid-state non-volatilestorage device	220	959	87 064	302 860
85255000	Transmission apparatus	21	93	102	5 937
85256000	Transmission apparatus incorporatingreception apparatus	-	76	-	11 050
85258010	Web cameras	34	1 517	5 309	265 069
85258031	Video camera recorders,used inbroadcasting	2 314	6 188	775 939	1 399 743
85258039	Video camera recorders,used inother purposes	9 086	25 075	339 012	858 824
85258040	Television cameras	27	337	52	39 876
85258051	Digital single lens reflex (DSLR)	701	705	73 727	74 184
85258059	Digital camera other than DSLR	57 831	179 034	10 515 392	33 841 937

Tabel 3 : Ekspor Indonesia menurut Komoditi ( Kode HS 8 digit )

April 2019

Kode H S	Uraian golongan barang	Berat bersih (Kg)		Nilai F.O.B. ( U S \$ )	
		Bulan ini	Kumulatif	Bulan ini	Kumulatif
(1)	(2)	(3)	(4)	(5)	(6)
85261010	Radar app.,ground based,use in civilaircraft,used solely on sea-going vessel	6	66	503	3 761
85261090	Other radar apparatus	2	2 040	38	66 738
85269110	Radio navigational aid app.,use in civilaircraft,used solely on sea-going vessel	2	188	505	3 005
85269190	Other radio navigational aid apparatus	90 032	369 585	6 763 632	31 353 399
85269200	Radio remote control apparatus	7	162	54	62 442
85271200	Pocket-size radio cassette-players	-	125	-	25
85271310	Apparatus radio-broadcasting combined with sound recording/reproducing, portable	22 764	92 069	329 705	1 367 931
85271390	Apparatus radio-broadcasting combined with sound recording/reproducing, not portable	-	2	-	36
85271920	Apparatus radio-broadcasting combined without sound recording/reproducing, portable	54 299	217 982	1 042 425	4 443 589
85271990	Apparatus radio-broadcasting combined without sound recording/reproducing, not portable	-	1 009	-	2 918
85272100	Radio-broadcast receiver,use ext sourcepower combined with sound record app	151 568	741 351	6 034 119	28 298 080
85272900	Radio-broadcast receiver,use ext sourcepower not combined with sound record app	43 983	222 650	1 806 341	10 669 272
85279190	Oth radio-broadcast receiver,ext sourcepower comb. w/ sound record;not portable	-	21 400	-	133 750
85279290	Oth radio-broadcast receiv not capable,w/o ext sourcepower,not combined sound record,comb. a clock,oth mains operated	-	2 147	-	16 770
85279990	Oth radio-broadcast receiv not capable,w/o ext sourcepower,uncombined with sound record&clock,not mains operated	-	1	-	4
85284200	Cathode-ray tube monitors,capable of directly connencting&dessign. use automatic data processing machine of head 84.71	123	480	19 290	26 895
85284910	Color cathode-ray tube monitors,capable of directlyuse automatic data processing machine of head 84.71	-	596	-	4 811
85284920	Monochrome cathode-ray tube monitors,capable of directlyuse automatic data processing machine of head 84.71	0	65	1 239	17 630
85285200	Monitors; other than cathode-ray tube; capable of directly	228	319 323	6 141	5 403 388
85285910	Oth color monitors,capable of directly connencting&designeduse automatic data processing machine of head 84.71	48 882	251 978	2 960 070	16 481 437
85285920	Oth monochrome monitors,capable of directly connec.&desig,use automatic data processing machine of head 84.71	-	8	-	462
85286200	Projector,capable of directly connencting&designeduse automatic data processing machine of head 84.71	-	27	-	2 823
85286990	Other projector,having the capability of projecting onto a screen diagonally measuring less 300 inches	85	188	9 207	17 832
85287111	Reception appratus for television,set top box which have a communication function,mains operated	280 832	2 068 887	11 749 995	99 781 592
85287119	Reception appratus for television,set top box which have a communication function,not mains operated	1	11	60	566
85287191	Reception appratus for television,oth set top box whichhave a communication function,mains operated	-	12 705	-	249 774
85287199	Reception appratus for television,oth set top box whichhave a communication function,not mains operated	91	91	4 934	4 934
85287210	Oth reception for TV,colour, battery operated	-	297	-	11 800
85287292	LCD,LED and other flat panel display type	1 788 617	7 115 917	40 272 170	166 240 846
85287299	Oth reception for TV,colour, not battery operated	1 212	16 978	9 504	84 605
85287300	Reception apparatus for tv, with or not incorporating radio-broadcast receivers/sound/video recording/reproducing apparatus; incorporating a monochrome video display	800	3 789	20 030	76 455
85291021	Parabolic aerial reflector dishes for TV reception	1 560	15 784	1 130	20 480
85291029	Oth parabolic aerial reflector dish for TV reception	1 112	13 658	46 286	59 997
85291030	Telescopic, rabbit & dipole antennae for TV,or radio receivers	4 260	6 889	40 598	87 259
85291040	Aerial filters and separators	216	564	38 211	91 533
85291060	Feed horns (wave guide)	-	13	-	247

Tabel 3 : Ekspor Indonesia menurut Komoditi ( Kode HS 8 digit )

April 2019

Kode H S	Uraian golongan barang	Berat bersih (Kg)		Nilai F.O.B. ( U S \$ )	
		Bulan ini	Kumulatif	Bulan ini	Kumulatif
(1)	(2)	(3)	(4)	(5)	(6)
85291092	Oth aerials&aerial reflectors,used with transmission app. for radio-broadcast/TV	17 884	81 800	161 149	802 834
85291099	Oth aerials&aerials reflector,used with transmission app. for oth purposes	1 565	19 005	14 652	245 239
85299020	Part of decoder for use with transmission apparatus	-	230	-	2 246
85299040	Part of digital cameras/video camera recorders for use with transmission apparatus	3 198	7 712	355 756	952 207
85299051	Oth printed circuit board; assembled,for transmission apparatus	671	1 694	233 366	571 851
85299052	Oth printed circuit board; assembled,for radio-broadcast receiver	19 242	94 028	471 992	2 113 849
85299053	Oth printed circuit board; assembled,for flat panel display monitor/projector	10 534	51 383	123 170	752 132
85299054	Oth printed circuit board; assembled,for TV receivers	83	11 546	10 141	258 937
85299055	Oth printed circuit board; assembled,for other monitor/projector	24	95	637	928
85299059	Oth printed circuit board; assembled,for other monitor and projectors	1 398	7 997	205 749	1 397 128
85299091	Oth printed circuit board;not assembled,for television receivers	127 139	374 241	4 393 401	15 104 760
85299094	Oth printed circuit board;not assembled,for flat panel display	6 074	619 157	163 841	12 527 200
85299099	Oth printed circuit board;not assembled,for othermonitor and projectors	17 763	59 701	273 903	830 729
85308000	Electrical signaling, safety/traffic control for roads,inland waterways,parking facility,port install./airfields	265	1 674	37 050	38 088
85309000	Part of equipment railways,tramways,road,waterway,parking facilities,etc	19	206	3 735	102 750
85311020	Fire alarms	23	2 246	1 400	22 680
85311030	Smoke alarms;portable personal alarm(shrill alarm)	70	200	22 961	27 886
85311090	Other alarms and similar apparatus	55 986	66 074	1 973 986	2 242 177
85312000	Indicator panel incorporating LCD/LED	1 208 237	5 064 642	23 889 668	100 788 894
85318010	Electronic bells and other sound signalling apparatus	5 487	5 706	153 230	161 129
85318021	Vacuum flourescent display panels	-	1	-	57
85318029	Flat panel displays other than vacuum flourescent	162	177	5 067	6 153
85318090	Other electric sound/visual signalling apparatus	28 508	29 406	631 848	642 353
85319030	Part of other bells/sound signalling apparatus	58	58	583	583
85319090	Part of other electric sound or visual signalling apparatus	15 882	15 936	289 971	297 179
85321000	Fixed capacitor desgned for use in 50/60Hz circuit, and having reactive power handling capacity >=0.5 kVar	299	1 417	58 910	65 919
85322100	Tantalum	12 354	58 564	12 800 176	57 895 082
85322200	Aluminium electrolytic	572 768	1 442 790	12 892 187	31 538 090
85322300	Ceramic dielectric,single layer	61 707	240 884	998 786	3 737 673
85322400	Ceramic dielectric,multi layer	0	12	201	1 087
85322500	Dielectric of paper or plastic	5 161	8 115	60 919	245 599
85322900	Electrical capacitors; fixed, n.e.c. in heading no. 8532	29 640	248 700	2 759 632	34 709 737
85323000	Variable/adjustable (pre-set) capacitors	75	599	52 516	59 774
85329000	Parts of fixed electrical capasitor	34 018	34 132	8 829 358	8 831 371
85331010	Fixed carbon resistors, composition/film type; surface mounted	18	21	11 579	12 834
85331090	Fixed carbon resistors, composition/film type; not surface mounted	30	4 414	1 058	207 977
85332100	Electrical resistors; fixed, for a power handling capacity not exceeding 20W (including rheostats and potentiometers but excluding heating resistors and carbon resistors)	173 098	175 684	8 049 507	8 222 962
85332900	Electrical resistors; fixed, for a power handling capacity exceeding 20W (including rheostats and potentiometers but excluding heating resistors and carbon resistors)	46 555	180 658	1 257 414	4 768 448
85333100	Wirewound variable resistors, rheostats & potentiometersfor a power handling capacity <= 20W	0	2	17	925
85333900	Wirewound variable resistors, rheostats & potentiometersfor a power handling capacity > 20W	20	24	234	515
85334000	Electrical resistors; variable, including rheostats and potentiometers (excluding heating)	34 064	138 678	670 195	2 524 024
85339000	Parts of fixed resistors	8	16	145	173
85340010	Printed circuits, single-sided	114 848	492 295	1 290 960	5 180 773
85340020	Printed circuits, double-sided	3	114	700	2 132
85340030	Printed circuits, multi-layer	284	332	97 777	104 710

Tabel 3 : Ekspor Indonesia menurut Komoditi ( Kode HS 8 digit )

April 2019

Kode H S	Uraian golongan barang	Berat bersih (Kg)		Nilai F.O.B. ( U S \$ )	
		Bulan ini	Kumulatif	Bulan ini	Kumulatif
(1)	(2)	(3)	(4)	(5)	(6)
85340090	Other printed circuits	9 038	30 374	3 119 494	11 712 709
85351000	Fuses, for a voltage > 1000V	18	7 439	4 578	210 110
85352110	Automatic circuit breakers for a voltage< 72,5 kV; moulded case type	-	0	-	11
85352120	Automatic circuit breakers for a voltage< 72,5 kV; earth leakage circuit breaker	-	337	-	44 310
85352190	Automatic circuit breakers for a voltage< 72,5 kV; other circuit breaker	793	13 876	4 690	200 164
85352990	Automatic circuit breakers for a voltage>= 72,5 kVother circuit breaker	4 316	7 151	8 362	10 777
85353011	Disconnecter having a voltage < 36 kV	-	8	-	295
85353019	Disconnecter having a voltage >= 36 kV	54	54	78	78
85353020	Isolating switch & make-and-break switches for a voltage of >= 66 kV	-	5 495	-	38 750
85353090	Isolating switch & make-and-break switches for a voltage of < 66 kV	5 945	28 648	84 654	786 307
85354000	Lightning arresters,voltage limiters and surge suppressors	1 409	3 920	242 570	721 478
85359010	Bushing and tap changer assemblies for electricity distribution/power transformers	2 054	10 687	23 848	115 463
85359090	Oth bushing,tap changer assembl and switches starting for electricity	29 873	72 342	244 360	709 351
85361011	Thermal fuses glass type: suitabel for use in electric fans	19	67	1 009	1 251
85361012	Thermal fuses glass type: other, for a current of < 16 A	589	2 802	20 916	99 217
85361013	Thermal fuses glass type: fuse blocks, of a kind used formotor vehicles	957	5 349	14 759	78 865
85361019	Oth thermal fuses glass type	359	993	28 980	68 530
85361091	Oth thermal fuses, suitabel for use in electric fans	62	66	20 569	21 215
85361092	Oth thermal fuses, other, for a current of < 16 A	-	1	-	109
85361093	Oth thermal fuses, fuse blocks, of a kind used formotor vehicles	-	746	-	15 729
85361099	Other fuses n.e c. in heading 85.36	125	970	4 011	7 623
85362011	Automatic circuit breakers; moulded case, for a current,of less than 16 A	1	9 035	5	107 711
85362013	Automatic circuit breakers; moulded case, for a current,>32A but <=1000A	817	3 086	8 253	74 976
85362019	Automatic circuit breakers; moulded case, for a current,>1000A	27 503	81 259	1 104 127	4 508 089
85362020	Automatic circuit breakers, kind incorporated into electrothermic domestic appliances of heading 85.16	97	296	2 399	8 510
85362091	Automatic circuit breakers, kind incorporated into electrothermic domestic appliance, other of a current < 16A	985	1 109	9 563	10 157
85362099	Automatic circuit breakers, kind incorporated into electrothermic domestic appliance, other of a current >= 16A	1 728	2 079	46 747	49 228
85363020	Electrical circuit protector used in radio equipmentor in electric fans	1 054	3 159	17 582	52 219
85363090	Oth apparatus for protecting electrical circuits	25 965	103 618	842 293	3 100 829
85364110	Digital relays,voltage <= 60V	4 007	23 019	92 283	562 162
85364130	Relays used in electric fans,voltage <= 60V	-	267	-	150
85364140	Oth relays,voltage <= 60V,a current <16A	32 678	39 142	1 292 040	1 612 023
85364191	Semiconductor/electro-magnetic relays <=28 V	79 250	358 391	2 635 157	13 467 235
85364199	Semiconductor/electro-magnetic relays >28 V	29 017	66 337	619 235	2 027 588
85364910	Digital relays,voltage > 60V	647	1 421	28 457	123 040
85364990	Other digital relays,voltage > 60V	269 968	328 536	6 061 695	8 713 540
85365020	Over-current and residual-current,automatic switches	33 221	109 074	739 834	2 190 168
85365033	High inrush switch,of a rated current carrying capacity<16A	-	0	-	23
85365039	Other high inrush switches and commutators for stoves and ranges	7 403	26 112	152 005	555 512
85365051	Electronic AC switch,voltage<=1000V, for a current < 16A	-	4 527	-	82 968
85365059	Electronic AC switch,voltage<=1000V, for a current >= 16A	-	110	-	1 871
85365061	Make&break switch used in domestic electrical wiring,<=500V,for a current < 16A	73 274	73 274	2 376 061	2 376 061
85365069	Make&break switch used in domestic electrical wiring,<=500Vfor a current >= 16A	27	42	658	668
85365095	Oth make&break switch,>500V,change-over switches; for starting elec.motors/fuse switches	1 941	6 900	29 189	99 020
85365099	Other make&break switch,>500V	160 333	674 592	8 551 452	34 711 966

Tabel 3 : Ekspor Indonesia menurut Komoditi ( Kode HS 8 digit )

April 2019

Kode H S	Uraian golongan barang	Berat bersih (Kg)		Nilai F.O.B. ( U S \$ )	
		Bulan ini	Kumulatif	Bulan ini	Kumulatif
(1)	(2)	(3)	(4)	(5)	(6)
85366110	Lamp holder used for compact lamps or halogen lamps	694	1 107	3 510	5 607
85366191	Lamp holder used for oth lamps,a current< 16A	-	32	-	1 329
85366199	Lamp holder used for oth lamps,a current>= 16A	190	192	166	414
85366911	Telephone plugs for a current < 16A	432	432	19 440	19 440
85366919	Telephone plugs for a current >= 16A	-	269	-	6 928
85366929	Audio/video & cathode ray tube socket for TV or radioreceiver,a current > 16A	10	26	815	1 919
85366932	Socket&plug for co-axial cable&printed circuits,for a current < 16A	711	2 634	12 745	162 145
85366939	Socket&plug for co-axial cable&printed circuits,for a current >= 16A	840	919	11 755	14 396
85366992	Oth Socket&plug for co-axial cable&printed circuits,for a current < 16A	2	7 061	153	79 672
85366999	Oth Socket&plug for co-axial cable&printed circuits,for a current >= 16A	34 510	147 839	1 469 007	6 143 738
85367010	Connector for optical fibres,optical fibres bundles or cables;ceramics	60	65	394	405
85367090	Oth connector for optical fibres,optical fibres bundles or cables	4 916	25 115	924 949	3 529 640
85369012	Connection&contact elements for wires & cables;wafer probers;current < 16A	5	191	1 822	25 086
85369019	Connection&contact elements for wires & cables;wafer probers;current >= 16A	3 337	553 991	126 422	492 920
85369029	Junction boxes,for a current >= 16A	23 684	61 474	1 512 063	5 409 305
85369032	Cable connector,connector/adaptor for co-axial cable,commutator,current<16A	208	220	4 863	5 740
85369039	Cable connector,connector/adaptor for co-axial cable,commutator,current>=16A	206 938	768 367	6 054 894	22 678 340
85369094	Other cable connector,for a current < 16A	6 010	6 335	122 968	135 287
85369099	Other cable connector,for a current >= 16A	85 713	351 363	2 894 281	12 701 658
85371011	Control panel use in distributed controlsystem;voltage<1000V	9 557	14 878	133 673	234 385
85371012	Control panel fitted with a programmable processor;voltage<1000V	-	375	-	3 457
85371013	Control panel for AC,refrigerator,washing mach.,vacuum cleaner,mixer,water heater	768	2 336	59 586	196 227
85371019	Other control panel	128 723	381 397	3 988 811	8 012 129
85371020	Distribution board (incl back panels & back planes) used with auto data process. mach.,telp sets,transmiss. app.	5 013	7 935	27 475	100 428
85371030	Programmable logic controllers for auto-mach for transport handling&storages of dies for semiconductor device	5 571	7 250	26 237	133 100
85371091	Switchboard & control panels: used in radio equipment or electric fans	998	3 541	347 462	611 792
85371092	Switchboard & control panels: use in distributed control systems	48 322	171 154	1 148 345	4 325 266
85371099	Switchboard & control panels: use for other purposes	146 065	305 860	5 879 539	8 713 402
85372019	Switchboards incorporating electrical instruments forbreaking, connecting/protecting electrical circuit < 66 kV	2 416	3 711 590	350 502	102 008 128
85372029	Control panels incorporating electrical instruments forbreaking, connecting/protecting electrical circuit < 66 kV	3 200	3 200	243 100	243 100
85372090	Oth board for electrical control for voltage< 1000 volt	188 476	962 117	3 263 936	18 186 591
85381011	Parts of programmable logic controllers for auto-mach for transpot for semiconductor device, voltage <=1000V	4	4 111	3 936	16 996
85381019	Other part of programable logic controller used in radioequipment,vaoltage <=1000V	1 876	45 632	160 729	437 748
85381021	Parts of programmable logic controllers for auto-mach for transpot for semiconductor device, voltage >1000V	250	251	6 022	6 056
85381029	Other part of programable logic controller used in radioequipment,vaoltage >1000V	7 777	29 719	99 999	638 736
85389011	Part including printed circuit assmbles of telp plug;connect&contact element, wire & cable, voltage <=1000V	0	116	601	8 989
85389012	Part of switch,socket&plug for coaxial cable, etc oth apparatus,voltage <=1000V	14 492	62 962	303 807	1 601 507
85389019	Oth part of electric switch,socket&plug, voltage<= 1000V	65 172	199 427	3 590 601	8 731 223

Tabel 3 : Ekspor Indonesia menurut Komoditi ( Kode HS 8 digit )

April 2019

Kode H S	Uraian golongan barang	Berat bersih (Kg)		Nilai F.O.B. ( U S \$ )	
		Bulan ini	Kumulatif	Bulan ini	Kumulatif
(1)	(2)	(3)	(4)	(5)	(6)
85389020	Oth part including printed circuit assmblies of telp plug;connect&contact; voltage>1000V	20 805	110 779	465 174	2 143 038
85391010	Sealed beam lamp units for motor vehicles	2 010	8 156	41 340	169 832
85391090	Sealed beam lamp units for others	466	3 113	14 676	25 112
85392120	Tungsten halogen used in medical equipment	546	1 601	3 018	12 665
85392130	Tungsten halogen used for motor vehicles	1 962	2 255	939	10 521
85392190	Other tungsten halogen	242	590	2 789	3 088
85392231	Other reflector lamp bulbs,used in decorative illumination,power <= 60 W	241	2 893	2 127	17 156
85392232	Other reflector lamp bulbs,used in decorative illumination,power > 60 W	-	2	-	94
85392233	Other reflector lamp bulbs,for domestic lighting,power<=200W & voltage>100V	870	1 384	728	853
85392239	Other reflector lamp bulbs, power<=200W & voltage>100V	633	11 472	3 504	45 322
85392291	Oth filament lamp,excl ultra-violet/infra-red halogen,power<=200W&>100V,used decorative illumination,power<=60W	10	10	104	104
85392293	Oth filament lamp,excl ultra-violet/infra-red halogen,power<=200W&>100V,for domestic lighting	6	82	102	622
85392299	Oth filament lamp,exc ultra-violet/infra-red halogen,power<=200W&>100V	90	98	1 233	1 288
85392920	Oth filament lamp,excl ultra-violet/infra-red, use motorvehicles	6 703	38 201	73 836	452 261
85392930	Oth filament lamp,excl ultra-violet/infra-red, for otherreflector lamp bulbs	142	1 338	6 212	81 429
85392950	Oth filament lamps,exc tungsten halogen,oth have capacity, >200W<300 and voltage > 100V	-	535	-	2 500
85392960	Oth filament lamps,exc tungsten halogen,oth have capacity, <=200W and voltage <=100V	31	32	496	503
85392990	Oth filament lamps,exc tungsten halogen,oth have capacity, >300W	422	676	30 196	32 433
85393110	Tubes for compact fluorescent lamps of fluorecent, hot cathode, excl UV lamps	-	2	-	53
85393120	Straight tubes for oth fluorescent lamps,hot cathode, excl UV lamps	28	750	236	9 687
85393130	Compact fluorescent lamps with built-in ballasthot cathode, excl UV lamps	-	102	-	629
85393190	Oth fluorescent,hot cathode, discharge lamps, excl UV lamps	12 149	42 196	34 796	158 808
85393930	Oth fluorescent, cold cathode types,discharge lamps,excl UV lamps	1 680	9 335	43 771	176 632
85393990	Other discharge lamps, other than UV lamps, cold cathode types	2 287	3 613	64 698	94 430
85394100	Arc lamps	2 247	2 655	711 307	787 599
85394900	Ultra-violet/infra-red lamps	1 878	11 497	1 750	35 960
85395000	Light-emitting diode (LED) lamps	913	30 457	55 773	608 799
85399010	Aluminium end cap for fluoresc lamp; aluminium screw caps for incandescent lamps	-	302	-	558
85399020	Parts of aluminium end for fluorescen lapmps; of kind used for motor vehicles	150	967	421	16 673
85399090	Oth parts of aluminium end for fluorescen lapmps; of kind used for motor vehicles	301	4 479	8 032	100 008
85401100	Color cathode-ray television picture tubes including video monitor cathode-ray tube	0	0	1	1
85402000	TV camera tubes; image converters and intensifiers; other photo-cathode tubes	-	174	-	1 900
85408900	Valves and tubes; n.e.c. in heading no. 8540	0	5	131	2 666
85409990	Other parts of thermionic,cold cathode orphoto-cathode,valves and tubes	26	26	1 053	1 053
85411000	Diodes, other than photosensitive/light emitting diodes	1 768	4 453	562 897	986 122
85412100	Transistor oth than photosensitive with a dissipation rate of <1 W	33	103	33 491	75 558
85412900	Transistor oth than photosensitive with a dissipation rate of >=1 W	19 890	62 200	792 368	2 325 093
85413000	Thyristors,diacs and triacs,other photosesintive devices	-	35	-	3 829
85414010	Light emitting diodes	6 529	6 914	2 797 401	2 804 686

Tabel 3 : Ekspor Indonesia menurut Komoditi ( Kode HS 8 digit )

April 2019

Kode H S	Uraian golongan barang	Berat bersih (Kg)		Nilai F.O.B. ( U S \$ )	
		Bulan ini	Kumulatif	Bulan ini	Kumulatif
(1)	(2)	(3)	(4)	(5)	(6)
85414022	Photovoltaic cells, assembled in modules or made up into panels	114 805	266 011	616 366	3 468 986
85414029	Oth photocells, including photodiodes & phototransistors	4	114	10 316	10 751
85414090	Oth photosensitive semiconductor devices	15 431	39 290	1 260 165	3 173 688
85415000	Electrical apparatus; photosensitive semiconductor devices n.e.c. in heading no. 8541, incl. photovoltaic cells, whether / not assembled in modules or made up into panels	2 774	11 361	3 182 467	12 454 536
85416000	Mounted piezo-electric crystals	4 313	17 704	4 516 898	17 591 676
85419000	Parts of diodes,transistors & similar; photosensitivesemiconductor devices	827	2 236	185 860	759 625
85423100	Processor & controller of electronics integrated circuits	35 371	70 311	5 153 059	12 783 928
85423200	Memories of electronic integrated circuits	50	11 885	31 569	208 977
85423300	Amplifiers of electronic integrated circuits	340	1 238	56 134	416 465
85423900	Electronic integrated circuits; n.e.c. in heading no. 8542	65 725	101 576	17 893 406	29 361 872
85429000	Parts of electronic integrated circuits	5 885	42 579	3 459 061	13 735 948
85432000	Signal generators of electrical machines and apparatus	-	2	-	2 000
85433090	Oth machine and apparatus for electroplating,electrolysisor electrophoresis	7 768	10 102	66 484	316 629
85437020	Remote control apparatus,oth radio remote control apparatus	312 898	1 323 743	7 366 886	28 409 100
85437030	Electrical machines with translation/dictionary functions	385	406	13 201	13 500
85437040	Equipment/machine for removal dust particle&curingmaterial by UV light for mfg of printed circuit boards	-	244	-	7 946
85437090	Oth equipment/machine for removal dust particle&curingmaterial by UV light for mfg of printed circuit boards	14 395	27 516	749 555	944 008
85439010	Parts of particle accelerators or signal generators	0	0	82	1 211
85439020	Part of Wet processing equipment for the application by immersion of chemical/electrochemical solutions	5 414	7 126	56 541	74 925
85439040	Part of Equipment/machine for removal dust particle&curingmaterial by UV light for mfg of printed circuit boards	-	0	-	195
85439090	Parts of oth electrical machines and apparatus,having individual fuctions	21 057	32 270	4 054 238	4 987 129
85441120	Winding wire of copper,with an outer coating/covering of,paper,textile/poly(vinyl chloride)	874 120	3 359 536	6 264 821	23 282 464
85441130	Winding wire of copper,with an outer coating/covering of,lacquer	93	661	3 291	42 415
85441140	Winding wire of copper,with an outer coating/covering of,enamel	462 049	2 242 172	3 838 475	17 854 455
85441190	Winding wire of other than copper	17 973	73 666	185 700	903 727
85441900	Insulated electric conductors; winding wire, (of other than copper)	14 131	63 511	451 279	1 845 798
85442011	Co-axial cable&oth co-axial electric conductor, fitted with connector;<=66kV;insulated with rubber/plastic	8 771	52 163	173 001	860 161
85442019	Co-axial cable&oth co-axial electric conductor, fitted not with connector;<=66kV;insulated with rubber/plastic	143 162	491 456	1 616 459	6 361 925
85442021	Co-axial cable&oth co-axial electric conductor, not fitted with connector;<=66kV;insulated with rubber/plastic	159	42 700	13 320	157 907
85442029	Co-axial cable&oth co-axial electric conductor, not fitted not with connector;<=66kV;insulated with rubber/plastic	3 760	7 955	231 511	445 174
85442039	Co-axial cable&oth co-axial electric conductor, fitted not with connector;>66kV;insulated with rubber/plastic	319	344	37 336	43 409
85442041	Co-axial cable&oth co-axial electric conductor, not fitted with connector;>66kV;insulated with rubber/plastic	-	75	-	42
85442049	Co-axial cable&oth co-axial electric conductor, not fitted not with connector;>66kV;insulated with rubber/plastic	90	709	1 345	2 666
85443012	Wiring harness for motor vehicle; for used vehicles ofhead 87.02,87.03,87.04/84.11;insulate with rubber/plastic	1 403 086	5 621 270	24 722 453	96 918 621
85443013	Wiring harness for motor vehicle; for used vehicles of exclhead 87.02,87.03,87.04/84.11;insulate with rubber/plastic	919 091	3 671 103	20 136 140	79 565 279
85443014	Wiring harness for motor vehicle; for used vehicles of head87.02,87.03,87.04/84.11;not insulate with rubber/plastic	-	32	-	18



Tabel 3 : Ekspor Indonesia menurut Komoditi ( Kode HS 8 digit )

April 2019

Kode H S	Uraian golongan barang	Berat bersih (Kg)		Nilai F.O.B. ( U S \$ )	
		Bulan ini	Kumulatif	Bulan ini	Kumulatif
(1)	(2)	(3)	(4)	(5)	(6)
85443019	Wiring harness for motor vehicle; for used vehicles of exclhead 87.02,87.03,87.04/84.11;not insulate w rubber/plastic	1 991 046	7 983 589	40 663 911	161 932 949
85443091	Ignition wiring sets,not wiring set,used in vehicle,aircraft/ship;insulate rubber/plastic	57	403	5 573	24 892
85443099	Ignition wiring sets,not wiring set,used in vehicle,aircraft/ship; no insulate rubber/plastic	333 684	373 634	5 884 016	6 599 776
85444211	Submarine telephone/telegraph/radio relay cablesfitted with connectors; voltage <= 80 V	5	15	804	1 751
85444213	Electric conductor with connectors for telecommunication used, voltage <=80V, insulated with rubber, plastic/paper	-	56	-	4 040
85444219	Electric conductor with connectors for telecommunication used, voltage<=80V, not insulated with rubber,plastic/paper	150 161	457 961	4 067 948	13 543 833
85444221	Telephone, telegraph, radio relay cable submarine,fitted with conector;80V<voltage<=1000V	-	200	-	123
85444223	Electric conductor with connectors for telecommunication used, 80V<voltage<=1.000V,inslted with rubber,plastic/paper	-	61	-	693
85444229	Electric conductor with connectors for telecommunication used 80V<volt<=1.000V,not inslted with rubber,plastic/paper	23 558	88 467	252 642	1 066 802
85444232	Battery cables,insulate with rubber/plasticfor vehicle 8702,8703,8704/8711, 80V<voltage<=1.000V	-	7	-	141
85444239	Battery cables,not insulate with rubber/plastic forother than vehicle 8702,8703,8704/8711, 80V<voltage<=1.000V	0	115	54	3 288
85444294	Other electric cables insulated with plastic,having a core diameter <=5 mm	12	958	2 018	23 755
85444295	Other electric cables insulated with plastic,having a core diameter >5 mm and <=19.5 mm	169	875	35 708	151 865
85444296	Other electric cables insulated with plastic, diameter> 19.5 mm	-	3 573	-	17 740
85444297	Other electric cables insulated with paper/rubber	211 086	841 936	1 800 348	7 846 782
85444298	Flat data cables having two lines or more	252	2 549	18 261	58 637
85444299	Other electric cables other than insulated with plastics, paper/rubber, diameter> 5 mm	144 952	710 556	2 180 862	9 015 433
85444911	Submarine telephone/telegraph/radio relay cablesnot fitted with connectors; voltage <= 80 V	125	240	92	12 666
85444919	Oth electric conductor, not fitted connector,not insulated for used telecommunication, voltage <=80V	6 216	27 144	104 512	463 157
85444921	Shielded wire for manufactur of auto-wiring harnesses, not for telecommunication, <=80 v	6 368	22 300	1 054 845	3 007 698
85444922	Electrical cables insulated with plastic diameter<=19.5 mm,not use for telecommunicationt, voltage <=80V	2 508	24 997	56 636	323 386
85444923	Electrical cables insulated with plastic diameter<=19.5 mm,for oth electric cables insualated with plastic	919	1 013	1 966	2 217
85444929	Electrical cables insulated with plastic diameter>19.5 mm,not use for telecommunicationt, voltage <=80V	5 725	43 502	61 917	349 693
85444931	Submarine telephone/telegraph/radio relay cablesnot fitted with connectors; 80V<voltage <=1.000 V	-	6	-	37
85444932	Oth electric conductor, not fitted connector,insulated withplastic for used telcomnication, 80V< voltage <= 1.000V	149	149	1 929	1 929
85444939	Oth electric conductor, not fitted connector,insulated withoth material for used telecommunication, 80V< voltage <=1kV	1 981 600	8 540 614	12 427 759	52 018 554
85444941	Cable insulated with plastics, not fitted connectorfor not used telcomnication, 80V< voltage <= 1.000V	35 563	77 384	251 711	474 457
85444942	Oth electric conductor, not fitted connector,insulated withrubber, paper/plastics for not used telec, 80V<volt <=1000V	2 076	2 118	49 453	49 864
85444949	Oth electric conductor, not fitted connector,insulated withoth material oth than telecommunication, 80V< voltage <=1kV	307 984	908 399	1 660 581	4 894 506
85446011	Cables insulated with plastics, diameter <= 22,7 mm,1 kV<voltage<=36 kV	19 084	50 264	73 197	190 799
85446019	Oth electric conductors, not insulated, 1 kV<voltage<=36 kV	71 279	133 927	337 903	704 024
85446029	Oth electric conductors,not insulated,36 kV<voltage<=66 kV	-	25	-	2 543
85446039	Oth electric conductors, not insulated, voltage >66 kV	-	41	-	7 511

Tabel 3 : Ekspor Indonesia menurut Komoditi ( Kode HS 8 digit )

April 2019

Kode H S	Uraian golongan barang	Berat bersih (Kg)		Nilai F.O.B. ( U S \$ )	
		Bulan ini	Kumulatif	Bulan ini	Kumulatif
(1)	(2)	(3)	(4)	(5)	(6)
85447010	Optical fibre cable of telephone, telegraph, radio relay cables,submarine	22 724	41 524	29 640	36 288
85447090	Other optical fibre cables	18 039	546 148	186 060	4 132 588
85451900	Electroda of graphite/oth carbon, used not for furnaces	220 252	921 569	338 763	1 406 317
85452000	Carbon brushes of graphite/oth carbon, for electrical purposed	7	199	785	3 701
85459000	Lamp carbons,battery carbons & oth article of graphite/oth carbon,with or w/o metal for electrical purposes	6 853	32 386	80 394	271 735
85461000	Electrical insulators of glass	740	3 623	1 125	12 794
85462010	Transformer bushing& circuit breaker insulators,of ceramics	1 205	1 262	46 448	60 788
85462090	Electrical insulators of any material other than glass and ceramics	-	367	-	1 426
85469000	Electrical insulators; other than of glass and ceramics	519	4 834	13 751	86 542
85471000	Insulating fitting for electrical mchines, appliances/equipment; of ceramics	3	29	66	91
85472000	Insulating fitting for electrical mchines, appliances/equipment; of plastic	8 934	43 654	214 912	925 506
85479010	Electric conduit tubbingg & joint therefor of base metal line with insulating material	88	153	2 285	4 222
85479090	Other insulating fittings for electrical mchines,appliances/equipment,being fitting wholly of insulating material apart	101	116	1 286	2 599
85481099	waste and scrap containing other primary cells,primary batteries, and electric accumulator of used in aircraft	1 950	7 156	4 430	22 969
85489010	Image sensors contact type copmrising a photo-conductive sensor element,an electric charge storage cendenser,	17	753	2 374	8 032
85489020	Printed circuit assemblies including such assemblies for external connections	79 003	218 279	668 613	2 156 521
85489090	other waste and scrap of other primary cells,primary batteries, and electric accumulator of used in aircraft	14 680	72 539	33 102	182 519
86040000	Railway/tramway maintenance/service vehicles, whether or,not self-propelled	-	1 202	-	409 108
86050000	Railway/tramway passenger coach&oth special purpose railwayor tramway coaches not self-propelled	765 220	2 242 260	8 186 771	23 861 460
86061000	Tank wagons and the like	120	120	660	660
86071100	Driving bogies and bissel-bogies	-	2 815	-	92 166
86071900	Axles and wheels, and parts thereof	906 453	3 414 474	1 410 600	5 316 565
86072900	Brakes and parts thereof other than air brakes	-	1 092	-	26 400
86073000	Hooks & oth coupling devices, buffers, and parts thereof	26	26	7 780	7 780
86079900	Railway or tramway rolling stock; parts n.e.c. in heading no. 8607	19 810	101 490	395 692	2 103 540
86080090	non electro-mechc equip of railway/tramway track fixtures,fiiting, mechanic signaling,safety/traffic control equipment	189	189	2 240	2 240
86090010	Containers of metal,designed&equipped for carriage by one/more modes of transport	19 655	123 652	152 594	532 340
86090090	Containers of oth material,designed&equipped for carriage by one/more modes of transport	48 353	426 644	83 593	618 074
87011011	Single axle tractor of power <=22.5kW,whether or not electricity for agricultural use	27 002	165 232	129 620	823 197
87011019	Single axle tractor of power <=22.5kW,whether or not electricity for other than agricultural use	-	1 100	-	10 936
87012010	Road tractors for semi-trailers,ckd	1 050	1 615	2 500	4 000
87013000	Track-laying tractors	-	500	-	2 076
87019110	Agriculture tractors of engine power <=18kW	425	10 848	2 000	33 294
87019210	Agriculture tractors of engine 18kW>power<=37kW	691 414	2 144 630	6 507 830	20 282 675
87019310	Agriculture tractors of engine 37kW>power<=75kW	23 817	127 419	226 629	1 173 973
87019510	Agriculture tractors of engine power > 130kW	1 877	6 002	5 476	17 168
87019590	Other tractors of engine power > 130kW	-	170	-	220
87021010	Motor cars(incl stretch limousine)for transport>=10 person,diesel/semi-diesel, ckd	2 000	4 010	14 856	23 489
87021041	Motor coach,bus/minibus,for transport>=10 person, g.v.w.>= 6 t but <=18 t,diesel/semi-diesel, ckd	2 150	70 950	3 929	409 799
87021049	Motor coach,bus/minibus,for transport>=10 person, g.v.w.> 18 t but <=24 t,diesel/semi-diesel, ckd	4 000	4 000	17 550	17 550
87021060	Motor cars(incl stretch limousine)for transport>=10 person,diesel/semi-diesel, ckd	970	4 835	7 000	17 857

Tabel 3 : Ekspor Indonesia menurut Komoditi ( Kode HS 8 digit )

April 2019

Kode H S	Uraian golongan barang	Berat bersih (Kg)		Nilai F.O.B. ( U S \$ )	
		Bulan ini	Kumulatif	Bulan ini	Kumulatif
(1)	(2)	(3)	(4)	(5)	(6)
87029040	Motor car, Limousine not coaches, bus/minibusoth than gasoline,hybrid,electric propulsion,not CKD	-	2 216	-	32 770
87031090	Oth than, Golf cars vhcl specially designe transport of persons	-	4 984	-	26 205
87032115	Sedan, gasoline of cilynder <1000cc, CKD	-	1 200	-	3 200
87032129	Other motor car (Station Wagon & sport cars) of 4WDgasoline of cilynder <1000cc, CKD	1 042 660	1 042 660	5 126 738	5 126 738
87032130	Vans, gasoline of cilynder <1000cc, CKD	4 200	4 200	18 000	18 000
87032159	Oth motor car(Station Wagon&sport cars) of Not 4WDgasoline of cilynder <1000cc, Not CKD	3 511 200	8 720 800	25 048 307	63 209 238
87032190	Vans, gasoline of cilynder <1000cc, Not CKD	50 790	471 318	204 460	2 075 377
87032221	Other motor car (Station Wagon&sport cars) of 4WDgasoline of a cylinder 1,000 < cc <= 1,500, CKD	2 000	2 000	4 571	4 571
87032229	Other motor car (Station Wagon&sport cars) Not of 4WDgasoline of a cylinder 1,000 < cc <= 1,500, CKD	394 081	1 002 805	3 157 932	7 571 358
87032251	Other motor car (Station Wagon&sport cars) of 4WDgasoline of a cylinder 1,000 < cc <= 1,500, Not CKD	115	115	2 400	2 400
87032259	Oth motor car (Station Wagon&sport cars) of Not 4WDgasoline of a cylinder 1,000 < cc <= 1,500, Not CKD	12 759 570	38 354 667	107 490 376	317 993 547
87032290	Vans, gasoline of a cylinder 1,000 < cc <= 1,500, Not CKD	690 680	4 089 235	6 227 949	36 477 743
87032321	sedan, gasoline of a cylinder 1,500 < cc <= 1,800, CKD	-	2 400	-	1 000
87032358	Sedan, gasoline of a cylinder >2,500cc, Not CKD	-	14 400	-	78 400
87032365	Oth motor car(Station Wagon&sport cars) of Not 4WDgasoline of a cylinder 1,500 < cc <= 1,800, Not CKD	5 161 633	41 031 943	47 872 925	333 370 023
87032366	Oth motor car(Station Wagon&sport cars) of Not 4WDgasoline of a cylinder 1,800 < cc <= 2,000, Not CKD	-	131 486	-	1 702 523
87032367	Oth motor car(Station Wagon&sport cars) of Not 4WDgasoline of a cylinder 2,000 < cc <= 2,500, Not CKD	602 750	5 998 715	6 059 346	50 021 232
87032368	Oth motor car(Station Wagon&sport cars) of Not 4WDgasoline of a cylinder >2,500cc, Not CKD	6 629 835	29 846 699	69 219 326	317 441 654
87032445	Sedan, gasoline of a cylinder >3000cc, of 4WD, Not CKD	-	6	-	1
87032449	Sedan, gasoline of a cylinder >3000cc, of Not 4WD, Not CKD	1 668	1 668	146 722	146 722
87032459	Oth motor car(Station Wagon&sport cars) of Not 4WDgasoline of a cylinder >3000cc, Not CKD	1 419	1 419	100	100
87032469	Other than wagon,sport car & vans, of Not 4WDgasoline of a cylinder >3000cc, Not CKD	-	2 620	-	13 703
87033129	Other motor cars (Station Wagon&sport cars) of Not 4WDDiesel of cilynder <1500cc, CKD	3 000	3 000	6 500	6 500
87033222	Sedan, diesel of cylinder 1,800 < cc <=2,000, CKD	-	1 513	-	17 150
87033232	Other motor cars (Station Wagon&sport cars) of 4WDDiesel of cylinder 1,800 < cc <=2,000, CKD	2 000	6 000	10 257	27 091
87033261	Sedan, diesel of cylinder 1,500 < cc <=1,800, Not CKD	-	1 513	-	9 224
87033276	Oth motor car(Station Wagon&sport cars) of Not 4WDDiesel of cylinder > 2,000cc, Not CKD	-	146 126	-	1 851 463
87033321	Sedan, diesel of cylinder 2,500 < cc <= 3,000, CKD	2 420	2 420	9 142	9 142
87033371	Other motor cars (Station Wagon&sport cars) of 4WDDiesel of cylinder 2,500 < cc <= 3,000, Not CKD	-	1 670	-	12 500
87033372	Other motor cars (Station Wagon&sport cars) of 4WDDiesel of cylinder > 3,000cc, Not CKD	2 815	2 815	10 714	10 714
87034042	Hearses gasoline hybrid-eng can't be charged,1,000cc<cylinder capacity<=1,500cc,Not CKD	-	2 500	-	12 250
87034047	Hearses gasoline hybrid-eng can't be charged, cylinder capacity > 3,000cc, Not CKD	2 500	2 500	19 525	19 525
87034097	Vans gasoline hybrid-eng can't be charged,cylinder capacity >3,000cc,of 4WD, Not CKD	-	2 020	-	2 692
87035096	Vans of 4WD diesel hybrid-eng can't be charge,2,500<cc<=3,000, Not CKD	-	1 065	-	3 704
87041013	Motor vehicles for transport of good design for off-highway usewith g.v.w. < 5 t, CKD	8 332	22 463	52 114	108 844
87041014	Motor vehicles for transport of good design for off-highway usewith 5 t < g.v.w. < 10 t, CKD	8 250	8 250	10 686	10 686
87041018	Motor vehicles for transport of good design for off-highway usewith g.v.w. > 45 t, CKD	366 000	426 660	297 500	362 500
87041031	Motor vehicles for transport of good design for off-highway usewith g.v.w. < 5 t, not CKD	12 000	28 000	103 908	224 882

Tabel 3 : Ekspor Indonesia menurut Komoditi ( Kode HS 8 digit )

April 2019

Kode H S	Uraian golongan barang	Berat bersih (Kg)		Nilai F.O.B. ( U S \$ )	
		Bulan ini	Kumulatif	Bulan ini	Kumulatif
(1)	(2)	(3)	(4)	(5)	(6)
87041035	Motor vehicles for transport of good design for off-highway use with 24 t < g.v.w. < 38 t, not CKD	33 144	99 432	145 722	299 352
87042119	Motor vehicles for transport of good, diesel, g.v.w <= 5 tother refrigerated lorries (trucks), CKD	18 740	47 495	137 776	229 032
87042129	Motor vehicles for transport of good, diesel, g.v.w <= 5 tother lorries (trucks), not CKD	-	3 668	-	25 645
87042229	Motor vehicles for transport of good, diesel, 5 t < g.v.w <= 6 tother lorries (trucks), not CKD	170 854	1 349 343	584 780	6 810 050
87042239	Motor vehicles for transport of good, diesel, 6 t < g.v.w <= 20 tother refrigerated lorries (trucks), CKD	6	6	35	35
87042251	Oth Motor vehicles for transport of good, diesel with 6 t < g.v.w <= 10 t not CKD	-	2 355	-	22 344
87042259	Oth Motor vehicles for transport of good, diesel other g.v.w, not CKD	118 025	655 465	786 700	4 406 900
87042329	Motor vhcl for transport of good, diesel, 20 t < g.v.w <= 24 tother lorries (trucks), not CKD	-	8 100	-	56 460
87042369	Motor vhcl for transport of good, diesel, 24 t < g.v.w <= 45 tother lorries (trucks), not CKD	-	21 100	-	165 000
87043129	Motor vhcl for transport of goods, gasolin, g.v.w <= 5 tother lorries (trucks), not CKD	236 500	1 596 595	2 095 601	13 769 640
87043299	Motor vhcl for transport of goods, gasolin, g.v.w > 45 tother lorries (trucks), not CKD	-	2 420	-	17 042
87049091	Oth motor vhcl for the transport of good with g.v.w. <= 5 t, not CKD	-	69 408	-	446 018
87049092	Oth motor vhcl for the transport of good with 5 t < g.v.w. <= 10 t, not CKD	-	3 810	-	18 205
87049095	Oth motor vhcl for the transport of good with g.v.w. > 45 t	-	11 000	-	49 800
87051000	Special purpose motor vhcl, not design for person & good crane lorries	-	1	-	92
87053000	Special purpose motor vhcl, not design for person & good fire fighting vehicles	3 850	19 850	46 060	345 926
87059090	Oth special purpose motor vhcl, not design for person & good other special vhcl	45 000	98 000	519 171	888 018
87060022	Chassis fitted with engines for vhcl of heading 8702 other, for vehicles with g.v.w. <= 24 t	-	2 350	-	19 320
87060033	Chassis fitted with engines for vhcl of heading 8703 for motor car (incl stat wagon & sport car, but not incl van)	-	1 868	-	13 800
87071090	Bodies (incl cabs), for the motor vhcl of heading 8703 for other vhcl	-	115 379	-	574 086
87079090	Bodies (incl cabs), for oth the motor vhcl of heading 8704 oth driver's cabin for dumpers designed for off-highway use	-	186 795	-	1 021 825
87081010	Bumper/parts and acc motor vhcl of heading 8701 to 8705 for vehicles of heading 8701	193	290	12 482	13 758
87081090	Bumper/parts and acc motor vhcl of heading 8701 to 8705 for other vehicles of heading 8701	166 858	631 004	1 468 539	6 577 639
87082100	Safety seat belts motor vhcl of heading 8701 to 8705	34 339	122 413	325 241	1 149 378
87082911	Components of door trim assemblies for vehicles of heading 8701	24 300	236 171	281 744	2 254 681
87082915	Components of door trim assemblies, door armrests for vehicles of heading 8703	142 425	438 433	868 255	2 909 243
87082916	Components of door trim assemblies, for other vehicles of heading 8701	210 891	859 222	1 741 343	7 852 021
87082917	Components of door trim assemblies, for vehicles of subheading 8704.10	-	546	-	116
87082919	Components of door trim assemblies, for other vhcl of heading 87.02 or oth vhcl of heading 8704	28 156	154 621	250 858	1 168 232
87082920	Parts of safety seat belts	23 297	87 098	117 412	464 025
87082993	Interior trim fittings, mudguards for vehicles of heading 8703	478 938	1 540 872	3 034 708	10 090 591
87082995	Other interior trim fittings, mudguards for vehicles of heading 8703	1 593 044	5 242 511	8 746 701	29 952 851
87082996	Interior trim fittings; mudguards for vehicles of heading 8702 or 8704	740	1 848	4 839	11 354
87082998	Other interior trim fittings, mudguards for vehicles of heading 8702 or 8704	4 096	7 648	33 330	62 153
87082999	Other interior trim fittings, mudguards	998 852	5 359 467	5 900 533	30 862 699

Tabel 3 : Ekspor Indonesia menurut Komoditi ( Kode HS 8 digit )

April 2019

Kode H S	Uraian golongan barang	Berat bersih (Kg)		Nilai F.O.B. ( U S \$ )	
		Bulan ini	Kumulatif	Bulan ini	Kumulatif
(1)	(2)	(3)	(4)	(5)	(6)
87083010	Brakes and servo-brakes; parts thereof for vehicles of heading 8701	43	5 896	1 176	30 013
87083021	Brake drums, brake discs or brake pipes for vehicles of heading 8703	933 312	3 988 850	3 633 842	15 710 152
87083029	Other brake drums, brake discs or brake pipes for vehicles of heading 8703	25 961	434 217	556 032	2 868 585
87083030	Brake drums, brake discs or brake pipes for vehicles of heading 8702 or 8704	467	19 490	3 185	24 636
87083090	Other brake drums, brake discs or brake pipes for vehicles of heading 8702 or 8704	417 997	1 509 772	845 318	3 220 177
87084011	Gear boxes, unassembled for vehicles of heading 8703	214 556	1 206 842	1 700 063	9 710 546
87084013	Gear boxes, unassembled for vehicles of heading 8704 or 8705	163 806	343 369	51 500	97 788
87084014	Gear boxes, unassembled for vehicles of heading 8701	-	20	-	10
87084019	Other gear boxes, unassembled	32 669	130 762	406 605	1 927 178
87084026	Gear boxes, assembled for vehicles of heading 8703	1 402 359	3 950 463	23 177 403	69 725 018
87084027	Gear boxes, assembled for vehicles of heading 87.04 or 87.05	-	279	-	343
87084029	Other gear boxes, assembled	440	1 483	3 303	3 857
87084091	Parts for vehicles of heading 8701	-	12 614	-	199 828
87084092	Parts for vehicles of heading 8703	364 729	1 335 693	1 396 442	5 021 215
87084099	Other parts	266 503	1 095 256	1 699 817	7 422 515
87085011	Drive axl with differential, w/ or w/o transmission compunassembled for vhcl of heading 8703	4 412	23 291	27 985	123 692
87085019	Drive axl with differential, w/ or w/o transmission compother unassembled	9 172	35 118	16 718	74 003
87085025	Drive axl with differential, w/ or w/o transmission compansambled for vehicles of heading 8701	-	36	-	200
87085026	Drive axl with differential, w/ or w/o transmission compansambled for vehicles of heading 8703	1 125 214	3 046 326	15 373 175	39 950 759
87085027	Drive axl with differential, w/ or w/o transmission compansambled for vehicles of heading 8704 or 8705	-	57	-	750
87085029	Drive axl with differential, w/ or w/o transmission compother ansambled	311 869	1 390 293	1 989 542	8 609 885
87085091	Crown wheels and pinionspart for vhcl of heading 8701	12 362	61 897	64 483	331 302
87085092	Other crown wheels and pinionspart for vhcl of heading 8702	4 978	15 428	29 202	90 436
87085095	Other crown wheels and pinions part for vehicles of heading 8703	4 065	15 566	18 203	64 678
87085099	Other crown wheels and pinions part for other vehicles	44 512	211 034	229 707	1 072 012
87087016	Hub-caps for vehicles of heading 8703	12 826	57 019	59 905	270 096
87087018	Hub-caps for other vehicles of heading 8702 or 8704	-	97	-	84
87087019	Other Hub-capsfor other vehicles of heading 8702 or 8704	435 970	1 816 275	2 535 316	10 195 798
87087022	Wheels fitted with tyres for vehicles of heading 8703	-	934	-	478
87087031	Wheels not fitted with tyres for vhcl of heading 8701	10 447	32 217	31 975	100 094
87087032	Wheels not fitted with tyres for vhcl of heading 8703	4 355 606	18 351 250	19 057 050	82 051 621
87087039	Other wheels not fitted with tyres	3 409	9 347	181	804
87087096	Other road wheels and parts and accessories thereof for vehicles of heading 87.02 or 87.04	449	1 942	962	8 981
87087097	Other road wheels and parts and accessories thereof for vhcl of heading 8701	292	1 132	9 122	29 231
87087099	Other road wheels and parts and accessories thereof for vhcl of other heading	120 874	524 056	410 442	1 835 044
87088015	Suspension systems (including shock-absorbers)for vhcl of heading 8701	-	4 161	-	24 784
87088016	Suspension systems (including shock-absorbers)for vhcl of heading 8703	116 030	527 360	797 680	3 429 982
87088017	Suspension systems (including shock-absorbers)for vehicles of subheading 8704.10 or heading 87.05	1 475	8 487	1 675	83 640
87088019	Other suspension systems (including shock-absorbers)	382 301	1 145 099	819 647	2 502 513
87088092	Part of suspension systems (including shock-absorbers)for vhcl of heading 8703	112 163	299 275	401 283	1 092 800
87088099	Part of suspension systems (including shock-absorbers)for vhcl of other heading	68 564	263 979	272 858	1 085 090
87089115	Radiators for vhcl of heading 8701	-	0	-	29
87089116	Radiators for vhcl of heading 8703	182 854	735 616	1 987 210	8 239 753

Tabel 3 : Ekspor Indonesia menurut Komoditi ( Kode HS 8 digit )

April 2019

Kode H S	Uraian golongan barang	Berat bersih (Kg)		Nilai F.O.B. ( U S \$ )	
		Bulan ini	Kumulatif	Bulan ini	Kumulatif
(1)	(2)	(3)	(4)	(5)	(6)
87089117	Radiators for vhcl of heading 8702 or 8704for vhcl of subheading 8704.10	110	181	3 490	5 740
87089118	Other radiators for vhcl of heading 8702 or 8705for vhcl of subheading 8704.10	1 845	6 741	45 563	165 486
87089119	Other radiators for vhcl of heading 8702 or 8705	35 506	150 530	253 640	927 176
87089193	Part of radiators drain plugs, for vehicles of heading 8703	102	275	1 406	3 950
87089194	Part of radiators for vhcl of heading 8702/8704drain plugs (excluding subheading 8704.10)	40	80	540	1 098
87089195	Other part of radiators for vehicles of heading 8703	2 114	3 289	50 487	92 039
87089199	Other part of radiators	408 384	1 618 344	4 964 095	19 477 862
87089210	Silencers (mufflers) and exhaust pipes, parts thereof for vehicles of heading 87.01	365	376	53	379
87089220	Silencers (mufflers) and exhaust pipes, parts thereof for vehicles of heading 87.03	32 111	85 723	953 015	2 731 567
87089251	Silencers (mufflers) and exhaust pipesfor vehicles of subheading 8704.10 :	17	529	114	7 775
87089252	Part of silencers (mufflers) and exhaust pipesfor vehicles of subheading 8704.10 :	44	268	194	7 429
87089261	Silencers (mufflers) and exhaust pipesfor vhcl of heading 87.02 or other vhcl of heading 8704	-	658	-	3 947
87089262	Part of silencers (mufflers) and exhaust pipesfor vhcl of heading 87.02 or other vhcl of heading 8705	5 835	32 487	90 390	460 743
87089290	Other part of silencers (mufflers) and exhaust pipes	21 891	74 235	237 733	925 367
87089360	Clutches and parts thereof for vehicles of heading 8703	614 163	3 122 827	4 668 195	21 817 041
87089370	Clutches and parts thereof for vehicles of heading 8704 or 8705	146 784	646 008	1 039 206	4 425 079
87089390	Other clutches and parts thereof	127 889	557 758	735 049	3 286 826
87089411	Steering wheels, steering columns & boxes, parts thereof for vehicles of heading 8701	-	153	-	78
87089419	Oth steering wheel, steering columns & boxes, part thereof	-	12	-	2 066
87089495	Other steering wheels with airbag assemblies for vehicles of heading 8703	214 586	906 253	1 634 054	6 302 937
87089499	Other steering wheels with airbag assemblies	350 775	1 136 147	1 899 117	6 774 010
87089510	Safety airbags with inflater system	10 048	38 825	108 662	417 493
87089590	Part of safety airbags with inflater system	24 004	140 606	555 062	3 432 390
87089911	Unassembled fuel tanks; engine brackets, part & accessories of motor vhcl for vhcl heading 87.01	100 464	450 374	466 036	2 241 239
87089919	Other unassembled fuel tanks; engine brackets, part & accessories of motor vhcl for vhcl heading 87.01	26 651	180 495	108 085	1 025 854
87089921	Fuel tanks for vehicles of heading 87.02, 87.03 or 87.04 :	5 515	37 378	63 849	329 632
87089924	Lower half of the fuel tank; fuel caps; filler pipes, filler hose assembly for vhcl of heading 8702, 8703/8704	0	243	1	3 592
87089925	Other parts of fuel tanks	8 829	32 364	130 096	454 095
87089930	Accelerator, brake or clutch pedals	6 075	37 901	67 881	554 367
87089940	Battery carriers or trays and brackets therefor	571	10 365	1 601	6 365
87089950	Radiator shrouds	4	5	108	117
87089961	Chassis frames or parts thereof :for vehicles of heading 87.02	85	91	2 297	2 389
87089962	Chassis frames or parts thereof :for vehicles of heading 87.03	7 464	19 198	30 361	84 553
87089963	Chassis frames or parts thereof :for vehicles of heading 87.04	21 745	155 611	55 007	401 469
87089970	Engine brackets	917 627	3 718 533	4 998 516	19 638 082
87089980	Other chassis frames or parts thereof :	1 821 143	6 612 333	14 585 881	55 447 606
87089991	Unassembled fuel tanks; engine bracketsfor vehicles of other than heading 87.03	27 527	128 012	220 432	938 917
87089999	Other unassembled fuel tanks; engine bracketsfor vehicles of other than heading 87.03	1 803 086	7 084 446	12 639 096	51 757 528
87091900	Vehicles; self-propelled, used for short distance transport of goods in factories/airports & such, & tractors of the type used on railway station platforms	-	30 000	-	52 137
87099000	Part of electrical works trucks, self propelled, not fittedw/ lifting equipment, of type used in factories, warehouses	3 460	109 000	62 556	768 354
87100000	Tanks and other armoured fighting vehicles, motorised,whether or not fitted w/ weapons, and parts of such vhcl	1 054	1 104	6 333	6 788
87111012	Gasoline mopeds and motorised bicycles, with cc < 50 CKD	350	443	1 379	2 494

Tabel 3 : Ekspor Indonesia menurut Komoditi ( Kode HS 8 digit )

April 2019

Kode H S	Uraian golongan barang	Berat bersih (Kg)		Nilai F.O.B. ( U S \$ )	
		Bulan ini	Kumulatif	Bulan ini	Kumulatif
(1)	(2)	(3)	(4)	(5)	(6)
87111014	Gasoline powered kick scooters; pocket motorcyclesCKD	-	150	-	1 704
87111015	Other gasoline motorcycles and motor scootersCKD	3 850	10 881	7 905	50 117
87111019	Other gasoline motorcycles CKD	880	20 321	3 250	202 692
87111095	Other gasoline motorcycles and motor scooters not CKD	8 400	73 722	59 214	387 327
87111099	Other gasoline motorcycles not CKD	1 911	2 844	11 779	18 893
87112011	Gasoline motocross motorcycles with 50 < cc 250CKD	11 160	20 947	193 900	348 427
87112012	Gasoline moped & motorised bicycles with 50 < cc 250CKD	966 227	4 385 093	9 499 356	42 787 308
87112013	Gasoline pocket motorcycles with 50 < cc 251CKD	-	334	-	2 486
87112014	Other motorcycles (with or without side-cars) incl scooterwith 150 < cc < 200, CKD	21 014	127 582	285 687	1 754 124
87112015	Other motorcycles (with or without side-cars) incl scooterwith 200 < cc < 250, CKD	9 435	93 713	141 963	1 233 393
87112016	Other motorcycles (with or without side-cars) incl scooterwith other cc	331 893	915 154	1 713 990	4 813 701
87112019	Other motorcycles, CKD	727 943	2 739 798	6 198 117	24 882 881
87112091	Motocross motorcyclesnot CKD	170 803	863 111	1 945 173	10 074 051
87112092	Mopeds and motorised bicycles not CKD	34 249	586 660	619 980	10 882 027
87112094	Other motorcycles (w/ or without side-cars) incl scooter with 150 < cc < 200, not CKD	2 102 986	9 437 172	24 705 490	109 927 006
87112095	Other motorcycles (w/ or without side-cars) incl scooter with 200 < cc < 250, not CKD	155 236	748 092	2 337 822	10 971 025
87112096	Other motorcycles (w/ or without side-cars) incl scooter with other cc, not CKD	4 436 623	18 872 572	43 032 273	180 767 600
87112099	Other motorcycles not CKD	-	115	-	2 877
87113019	Motocross motorcycles, not CKD	-	100	-	1 000
87113090	Other motocross motorcycles, not CKD	770 114	2 554 515	9 789 582	33 936 705
87115090	Gasoline motocross motorcycles, CKDwith cc > 800	3 878	4 088	175 178	186 258
87116013	Other motorcycles with electric motor for propulsion, CKD	-	100	-	700
87116091	Bicycles with electric motor for propulsion, not CKD	56	527	100	6 300
87116093	Other motorcycles with electric motor for propulsion,not CKD	-	2 468	-	17 672
87119040	Side-cars	-	750	-	4 900
87119090	Other motorcycles with/without side cars, not CKD	25 596	138 289	196 031	1 167 519
87120010	Racing bicycles not motorised.	13 505	32 141	219 066	813 227
87120020	Bicycles designed to be ridden by children not motorised.	7 127	48 213	75 476	540 442
87120030	Other bicycles not motorised.	512 080	2 210 708	6 621 836	29 677 217
87120090	Other cycles (incl delivery tricycles), not motorised.	366	213 920	2 027	621 764
87141010	Saddles of motorcycles (incl mopeds)	3 690	41 671	3 840	183 372
87141020	Spokes & nipples of motorcycles (incl mopeds)	15	1 385	109	3 066
87141030	Frame& fork incl telescopic fork,rear suspens&part thereof of motorcycles (incl mopeds)	135 421	492 968	820 915	2 871 756
87141040	Gearing,gearbox,clutch&oth transmission equipment & part thereof of motorcycles (incl mopeds)	86 769	379 804	1 070 972	4 405 248
87141050	Wheel rims of motorcycles (including mopeds) :	75 786	204 161	515 923	1 363 999
87141060	Brakes and parts thereof of motorcycles (incl mopeds)	127 635	802 062	1 531 429	7 560 243
87141070	Silencer (muffler) & parts thereof of motorcycl(incl moped)	11 896	41 256	155 475	556 387
87141090	Other of motorcycles (including mopeds)	3 884 426	15 082 304	46 076 136	190 004 506
87142019	Castor wheel of carr for disabled person of a dia/incl.tyreOth.>=100mm but<=250mm the width wheel/ tyre fitted is>=30mm	96 932	321 519	1 151 631	3 859 097
87142090	Other Castor wheel of carriages for disabled person	20	7 647	77	45 638
87149110	Frames and forks, and parts thereof for bicycle of bicycles desined to be ridden by children	58	852	567	3 228
87149191	Parts for other forks for bicycles desined to be riddenby children	22	91	137	4 522
87149199	Other parts for other forks for bicycles desined to be by children	2 388	7 967	75 507	237 024
87149210	Wheel rims and spokes for bicyle desined to be by children	49	20 391	100	188 660
87149290	Oth. wheel rims and spokes for bicycle of heading 8712.00.20	25 284	59 383	75 466	201 772
87149310	Hubs-oth than coaster braking hubs&hub brakes, & free-wheelsprocket-wheels for bicycles desined to be by children	-	31 860	-	76 739
87149390	Other hubs-oth than coaster braking hubs&hub brake, & free-wheel sprocket-wheels for bicycles desined to be by children	190 666	291 283	1 665 273	2 549 607

Tabel 3 : Ekspor Indonesia menurut Komoditi ( Kode HS 8 digit )

April 2019

Kode H S	Uraian golongan barang	Berat bersih (Kg)		Nilai F.O.B. ( U S \$ )	
		Bulan ini	Kumulatif	Bulan ini	Kumulatif
(1)	(2)	(3)	(4)	(5)	(6)
87149410	Brakes, incl.coaster braking hubs& hub brake,&part thereof For bicycles desined to be by children	-	4 128	-	12 052
87149490	Oth.Brakes, incl.coaster braking hubs& hub brake,&part thereof for bicycles desined to be by children	20 375	21 958	222 975	240 940
87149510	Saddles for bicycles desined to be by children	3 860	22 758	14 858	86 657
87149590	Other saddles for bicycles desined to be by children	7	24	118	420
87149610	Pedals and crank-gear, and parts thereof for bicycles desined to be by children	118 469	549 448	417 000	1 925 908
87149690	Oth.pedals & crank-gear, and parts thereof for bicycles of subheading 8712.00.20	99	761	1 217	2 775
87149911	Handle bar, pillar, mudguard, reflector, carr, control cabl,lamp or bracket lugsoth.acc.for bicycl of subhead 87120020	735	8 101	6 752	33 885
87149912	Chain wheels and cranks; other parts for bicycles of heading8712.00.20	3 264	27 968	2 510	15 235
87149991	Oth handle bar, pillar, mudguard, reflector, carr, controlcabl,lamp/bracket lugsoth.acc.for bicycl of subhead 87120020	108 955	474 368	479 312	1 790 611
87149994	Chain wheels and cranks; other parts for bicycles desined to be by children	1 045 942	1 474 367	8 916 341	12 909 232
87150000	Baby carriages and parts thereof.	556	3 496	499	10 722
87161000	Trailer&semitrailer of the caravan type for housing/camping	-	4 100	-	21 649
87163991	Agricultural trailers and semi-trailers having a carryingcapacity (payload) exceeding 200 t	389 000	389 000	696 891	696 891
87163999	Agricultural trailers & semi-trailers not having a carryingcapacity (payload) exceeding 200 t	395	114 458	12 011	17 342
87164000	Trailers and semi-trailers; n.e.c. in item no. 8716.3	-	150	-	961
87168010	Cart & wagon, sack truck, hand trolley & sim hand-propelledvehicl of a kind used in fact/workshop, except wheelbarrow	-	1 687	-	14 093
87168020	Wheelbarrows	50 034	150 794	68 046	213 349
87168090	Other wheelbarrows	701	6 693	260	38 360
87169019	Parts for trailer and semitrailers not-to goods of subheading 8716.20	24 641	76 894	70 969	189 319
87169022	Castor wheel not a dia/incl tyre>100,<=250mm width of wheelor tyre is>30mm for vehicles of subheading 87168010/87168020	6	16 112	21	3 577
87169023	Other, for goods of carts & wagons, sack trucks, hand trolleys & similar, except wheelbarrows	250	1 877	100	300
87169024	Other, for goods of wheelbarrows	4 661	24 358	6 550	33 778
87169095	Castor wheel a dia/incl tyre>100,but<=250mm width of wheelor tyre fitted thereto is>30mm for other vehicles	5	291	43	4 759
87169096	Other castor wheels	1 210	1 210	519	519
87169099	Oth trailer and semi-trailers n.e.c. in heading 87.16	2 612	13 945	4 234	89 115
88010000	Balloons and dirigibles; gliders, hang gliders and oth non-powered aircraft.	1 446	2 850	10 547	19 272
88022090	Aeroplane of an unladenweight > 2,000 kg	-	1 200	-	328 340
88023010	Aeroplane of an unladenweight >2,000 kg and <= 15,000 kg	22 670	22 670	1 000	1 000
88024010	Aeroplanes of an unladenweight > 15,000 kg	-	28 900	-	104 000
88031000	Propellers, rotors, parts thereofheading 8801 or 8802	567	10 971	2 458	53 719
88032000	Under-carriages, parts thereofheading 8801 or 8802	1 686	13 097	57 200	292 156
88033000	Aircraft and spacecraft; parts of aeroplanes or helicopters n.e.c. in heading no. 8803	21 639	103 041	6 011 749	24 750 779
88039010	Parts of telecommunication satellites	-	160	-	1 097
88039090	Other parts of goods of heading 8801 or 8802	70	35 773	2 825	120 375
88040090	Oth parachutes (incl dirigible parachut,paragliders) androtochutes; parts thereof and accessories thereto.	-	406	-	22 522
88051000	Aircraft launching gear, part thereof,deck arrestor/similar gear&part thereof	-	1 151	-	121 830
89011010	Cruise ships,excursion boats,ferry-boats of all kinds ofa gross tonnage <= 26	-	23 750	-	403 520
89011020	Cruise ships,excursion boats,ferry-boats of all kinds ofa gross tonnage >26 but<=500	377 000	586 280	2 658 774	4 913 654
89011060	Cruise ships,excursion boats,ferry-boats of all kinds ofa gross tonnage >500 but<=1.000	1 830 000	3 660 000	1 179 922	2 361 715
89019012	Other vessels,for transport. not motorised of a grosstonnage > 26 but <= 500	140 000	638 000	318 000	611 514



Tabel 3 : Ekspor Indonesia menurut Komoditi ( Kode HS 8 digit )

April 2019

Kode H S	Uraian golongan barang	Berat bersih (Kg)		Nilai F.O.B. ( U S \$ )	
		Bulan ini	Kumulatif	Bulan ini	Kumulatif
(1)	(2)	(3)	(4)	(5)	(6)
89019014	Other vessels,for transport. not motorised of a grosstonnage > 500	3 735 000	11 510 459	538 339	7 280 168
89019031	Other vessels,for transport motorised of a gross tonnage<= 26	-	173 500	-	858 942
89019032	Other vessels,for transport motorised of a gross tonnage> 26 but <= 500	138 000	489 920	3 171 039	9 947 595
89019034	Other vessels,for transport motorised of a gross tonnage> 1.000 but <= 4,000	-	384 000	-	265 000
89019036	Other vessels,for transport motorised of a gross tonnage> 5.000 but <= 50,000	-	8 801 000	-	7 150 000
89019037	Other vessels,for transport motorised of a gross tonnage> 50,000	-	84	-	7 464
89020035	Fishing vessels of a gross tonnage >250 but <= 1,000	1 317 000	2 312 000	675 000	1 130 000
89031000	Yachts&oth vessels for pleasure/sports rowing boats&canoesinflatable	32 638	92 159	304 905	895 295
89039100	Sailboats, with/without auxiliary motor, not inflatable	1 580	4 271	28 501	76 224
89039900	Yachts and other vessels; for pleasure or sports, rowing boats and canoes, n.e.c. in heading no. 8903, other than inflatable	1 420	11 489	17 018	122 027
89040039	Tugs and pusher craft, power > 4000 hp of gross tonnage <= 26 ton	1 086 300	1 181 198	884 720	955 266
89052000	Floating or submersible drilling or production platforms	-	412	-	185
89059090	Oth vessels the navigability of which issubidiary to their main function	-	4 686	-	1 994
89069090	Lifeboats oth than rowing boats,oth vessels of displacement> 300 t	57	4 098	18 905	223 392
89071000	Floating structures, inflatable rafts	-	5 431	-	91 074
89079010	Buoys	8 800	23 709	8 051	32 378
89079090	Other floating structures	1 232	35 811	13 860	171 978
90011010	Optical fibres ,optical fibre bundles&cables for telecom &oth electrical use	2	17 537	122	1 789 219
90011090	Optical fibres, optical fibre bundle&cable foroth than telecom and electrical purpose	6	706	50	85
90012000	Sheets and plates of polarising material	-	4	-	65
90013000	Contact lenses	31 279	127 686	5 783 104	24 366 709
90014000	Spectacle lenses of glass	1 843	6 372	101 561	415 655
90015000	Spectacle lenses of other materials	157 254	794 059	4 104 025	17 199 217
90019010	Prisms, mirror & oth optical elements for photograph or cinematographic cameras / projectors	0	1	18	803
90019090	Prisms, mirror & oth optical elements not for photograph orcinematographic cameras / projectors	140	258	1 113	39 566
90021100	Objective lenses for cameras, projectors or photographic enlargers or reducers	1 434	9 020	700 855	2 791 351
90021900	Objective lenses not for cameras, projectors orphotographic enlargers or reducers	37	131	4 427	36 166
90022090	Filters not for projectors, cameras, cinematographic,and photographic	36	38	10 076	10 134
90029030	Oth optical element oth than objective lens and filter for photographic cameras and other projectors	15 212	54 146	3 796 565	13 826 082
90029090	Oth optical element oth than objective lens&filter not for cinematographic projectors,photographic camera&oth projector	319	438	16 059	31 662
90031100	Frames & mountings for spectacles,goggles of plastics	1	1	9	9
90031900	Frames & mountings for spectacles,goggles oth than plastics	386	429	104 132	104 198
90039000	Parts of frame & mounting for spectacles, goggles the like & parts thereof.	94	367	41 378	162 982
90041000	Sunglasses	143	1 326	5 399	25 663
90049010	Corrective spectacles	33	74	10 902	16 463
90049050	Protective goggles	5	29	78	181
90049090	Spectacles & the like excl corrective, protective googles	186	872	6 165	18 912
90051000	Binoculars	11	14	136	146
90058090	Monoculars & oth optical telescopes excl instrument forradioastronomy	1	328	8	992
90059090	Parts&accessories (include mountings)for oth optical telescopes	-	7	-	197

Tabel 3 : Ekspor Indonesia menurut Komoditi ( Kode HS 8 digit )

April 2019

Kode H S	Uraian golongan barang	Berat bersih (Kg)		Nilai F.O.B. ( U S \$ )	
		Bulan ini	Kumulatif	Bulan ini	Kumulatif
(1)	(2)	(3)	(4)	(5)	(6)
90063000	Cameras specially design for under wateruse for aerial survey, medical/surgical,comparison cameras	-	303	-	115 137
90064000	Instant print cameras	4 371	14 018	420 254	1 265 311
90065100	Cameras, photographic (excluding cinematographic); with a through-the-lens viewfinder, single lens reflex (SLR), for a roll film of a width not exceeding 35mm	-	31	-	6 258
90066900	Photographic flashbulbs apparatus	-	8	-	7 323
90069130	Other, for cameras of subheadings 9006.40 to 9006.53	-	28	-	400
90069190	Other parts and accessories for cameras	49	1 906	6 533	45 854
90069900	Parts & accessories for flashbulbs apparatus	6	18	101	10 543
90071000	Cinematographic cameras wheter or not w/ sound recording apparatus	18	33	100	3 468
90072090	Cinematographic projectors for film >= 16 mm inwidth	350	754	6 027	10 162
90079100	Part & accessories of cinematographic cameras wheter or not w/ sound recording apparatus	8	27	316	16 086
90079200	Parts and accessories for projectors	34	34	449	449
90085090	Projector, enlarger&reducers oth than microfilm,microfiche,microform whether/not capable of producing copies	-	0	-	110
90089090	Part&accessories for image projector other of fotografic, enlarge & reducers	157	644	2 746	10 828
90101000	Apparatus & equipment for automatically develop/expose photographic/ incl cinematographic film/paper ins roll	-	1	-	7
90105020	Cinematographic editing&tittling equipment,negatoscopesfor X-ray contact exposure unit used , Automatic plate maker	-	4	-	142
90106090	Projection screens < 300 inches	-	15	-	25
90109090	Parts&acc of oth apparatus&equipment for photographics laboratories	-	1	-	1
90112000	Microscopes, compound optical; for photomicrography, cinephotomicrography or microprojection	16	136	24 339	33 791
90118000	Microscopes, compound optical; (other than stereoscopic and microscopes for photomicrography, cinephotomicrography or microprojection)	1	72	5	338
90121000	Microscopes oth than optical microscope diffractionapparatus	-	63	-	1 081
90132000	Lasers, other than laser diodes	50	50	955	955
90138010	Optical error verification&repair apparatus for PCB/PWB&PCA	19	82	1 878	11 618
90138020	Liquid crystal devices	97	97	1 469	1 469
90138090	Other devices, appliances&instrumentsof oth optical appliances	-	3	-	184
90139090	Parts & acc of oth than goods oflasers,liquid crystal,oth device optical	-	25	-	3 770
90141000	Direction finding compasses	-	31	-	7 187
90142000	Instrum&appliances for aeronautical/space navigation (other than compasses)	13	15	10 000	10 285
90148019	Oth navigation instrument&appl of used onship work with an automatic data process mach	-	578	-	8 125
90148090	Other navigation instrument&appliances of oth used on ships	1 915	8 387	103 613	446 725
90149090	Parts & acc of other navigation instruments & appliances	-	230	-	1 600
90151090	Rangefinders oth of used inphotography or cinematography	54	2 390	20 834	1 511 422
90152000	Theodolites & tachymeters (tacheometers)	11	26	1 460	3 529
90153000	Levels (measuring higher of ground)	72	165	1 056	8 019
90154000	Photogrammetrical surveying instrumentsand appliances	9	9	15	15
90158010	Radio sonde and radio wind apparatus	-	301	-	1 316
90158090	Other instruments&appliances oth than radio sonde and radio wind apparatus	1	13 888	14	148 241
90159000	Parts & accessories of surveying instruments & appliances	587	15 858	49 642	1 023 748
90160000	Balances of a sensitivity of 5 cg or better,with/without weights	-	23	-	7 402
90171090	Drafting tables & mach,whether/not automatic oth plotters,	-	10	-	366
90172010	Rulers,drawing,marking out,or mathematical calculating instruments	25	298	1 227	23 038
90172090	Oth drawing,marking-out/mathematical calculating instrument	198	976	7 750	10 806
90173000	Micrometers, callipers and gauges	874	6 831	47 901	243 921

Tabel 3 : Ekspor Indonesia menurut Komoditi ( Kode HS 8 digit )

April 2019

Kode H S	Uraian golongan barang	Berat bersih (Kg)		Nilai F.O.B. ( U S \$ )	
		Bulan ini	Kumulatif	Bulan ini	Kumulatif
(1)	(2)	(3)	(4)	(5)	(6)
90178000	Mathematical instruments and equipment; n.e.c. in heading no. 9017	575	2 195	43 208	168 087
90179090	Parts & acc of oth instruments for measuring length for use in the hand	25	181	105	1 062
90181100	Electro-cardiographs,used in medical	28	1 294	5 993	35 560
90181200	Ultrasonic scanning apparatus,used in medical	428	1 270	246 599	580 631
90181300	Magnetic resonance imaging apparatusused in medical	619	945	24 271	97 530
90181900	Medical, surgicl instrmts&appliances; electro-diagnostic apparatus incl apparatus funct. exploratory exam/for checking physiological parameters, n.e.c. in item no. 9018.1	11 213	82 343	962 326	4 985 088
90183110	Disposable syringes, with or without needles	281 685	1 600 060	1 365 073	7 994 861
90183190	Syringes, with/without needles oth than disposable syringes	-	0	-	5
90183910	Catheters	2 583	13 286	21 508	154 988
90183990	Cannulae and the like	-	3 419	-	13 611
90184100	Dental drill engines,whether/not combined on a single base with oth dental equip	-	66	-	2 815
90184900	Dental instruments and appliances; other than dental drill engines	937	3 593	116 028	437 512
90185000	Ophthalmic instruments and appliances	92	187	26 407	116 145
90189020	Intravenous administration set	2 327	51 221	11 036	455 550
90189030	Electronic instruments and appliances,used in medical	850	5 362	59 422	121 496
90189090	Other instruments and appliances,used in medical	1 108 536	2 577 403	10 323 577	25 989 758
90191010	Mechano-therapy appliances massage apparatus,psychological aptitude-testing apparatus	10 579	13 354	484 736	651 094
90191090	Mechano-therapy appliance massage,psychological aptitude-testing apparatus oth than electrically operated	-	874	-	10 881
90192000	Ozone therapy,oxygen therapy, aerosoltherapy, artificialrespiration/other therapeutic respiration apparatus	27 455	116 940	708 054	2 973 757
90200000	Breathing appliances&gas masks,excl protective masks having neither mechanical part nor replaceable filters	1	51	2	2 502
90211000	Orthopaedic or fracture appliances	-	3	-	496
90212100	Artificial teeth,orthopaedic or fracture appliances	3	265	165	10 362
90213100	Artificial joints,orthopaedic/fracture appliances	2 013	2 013	799 834	799 834
90213900	Artificial parts of the body; excluding artificial joints	521	1 674	75 917	381 049
90214000	Hearing aids, excluding partsand accessories	-	1	-	1
90219000	Appliances; worn, carried or implanted in the body, to compensate for a defect or disability	2 800	11 187	287 637	1 025 081
90221200	Computed tomography apparatus	4	4	510	510
90221300	X-ray app for dental uses	-	768	-	88 161
90221400	X-ray app for medical,surgical orveterinary uses	1 739	2 798	71 803	162 556
90221910	X-ray apparatus for the physical inspection of solderjoints on pcb/pwb assemblies	2	2	87	87
90221990	X-ray For radiografi or radiotherapy apparatus	54	210	2 212	18 757
90222100	Apparatus based on the use of alpha,beta/gamma radiations,for medicalsurgical,dental/veterinary uses	56	320	1 418	8 217
90223000	X-ray tubes	1 499	2 831	8 260	55 251
90229010	Parts&acc of x-ray apparatus for the physicalinspection of solder joints on pca	-	2	-	2 295
90229090	Part&acc oth of x-ray apparatus for the physinspection of solder joints on pca	1 245	4 984	337 798	1 989 126
90230000	Instruments apparatus&model,for demonstrational purposes (in education/exhibitions)	2 400	19 475	38 790	374 698
90241010	Mach&appliances for testing metals,electrically operated	20	845	14 831	22 192
90241020	Mach&appliances for testing metals,not-electrically operated	-	10	-	1 180
90248010	Oth mach& appliances for electrically operated	188	189	20 077	20 872
90248020	Oth mach& appliances for not electrically operated	-	21	-	332
90249010	Parts&acc for electrically operated mach&appliances	0	1 800	648	146 388
90251100	Thermometers&pyrometers,liquid filled,for direct reading	0	3	3	535
90251911	Thermometers&pyrometers,elect operated,temperature gauges for motor vehicles	-	12	-	205
90251919	Thermometers&pyrometers,elect operated,oth temperature gauges for motor vehicles	676	1 788	644 715	664 426
90251920	Thermometers&pyrometers not electrically operated	1 550	4 049	31 252	84 810
90258020	Oth instruments of oth than thermometers&pyrometers, electrically operated	48	113	8 821	25 276

Tabel 3 : Ekspor Indonesia menurut Komoditi ( Kode HS 8 digit )

April 2019

Kode H S	Uraian golongan barang	Berat bersih (Kg)		Nilai F.O.B. ( U S \$ )	
		Bulan ini	Kumulatif	Bulan ini	Kumulatif
(1)	(2)	(3)	(4)	(5)	(6)
90258030	Oth instruments of oth than thermometers&pyrometers, not electrically operated	13	92	120	1 873
90259010	Parts&aces of hidrometer,termometer/similar instrument, electrically operated	-	15	-	1 234
90259020	Parts&aces of hidrometer,termometer/similar instrument, non electrically operated	238	238	117 936	117 936
90261010	Level gauges for motor vehicles electrically operated	1 064	2 792	49 931	134 173
90261020	Level gauges for motor vehicles not electrically operated	25	32	11 504	14 394
90261030	Oth instrument & apparatus for measuring/check the flow/level of liquid, electrically operated	191	1 347	90 031	148 199
90261040	Oth instrument & apparatus for measuring/check the flow/level of liquid,not electrically operated	1	281	10	780
90262010	Presure gauges for motor vehicles,electrically operated	-	54	-	2 384
90262020	Presure gauges for motor vehicle, not electrically operated	4 168	16 535	127 813	704 801
90262030	Oth measuring/checking pressure instruments, electrically operated	44	6 836	9 913	270 603
90262040	Other measuring/checking pressure instruments,not electrically operated	1 446	6 360	245 319	375 642
90268010	Oth instruments/apparatus for measuring/checking the flow,level,pressure,electrically operated	1 249	6 122	187 547	1 064 735
90268020	Oth instruments/apparatus for measuring/checking the flow,level,pressure, not electrically operated	-	2 419	-	10 818
90269010	Part&acc for electrically operated instrument&apparatus,measure/check the flow level,pressure	6 680	14 635	421 013	763 727
90269020	Part&acc for nonelectrically operated instrument&apparatus,measure/check the flow level,pressure	4 433	38 962	191 112	856 722
90271010	Gas/smoke analysis apparatus, electrically operated	55	118	16 959	33 607
90271020	Gas/smoke analysis apparatus, not electrically operated	183	749	5 001	75 006
90273010	Spectro/spectrophotometers&spectrograph using optical radiation /UV, Visible, IR,electrically operated	19	469	18 552	31 189
90273020	Spectro/spectrophotometers&spectrograph using optical radiation/UV, Visible,IR,not electrically operated	17	2 192	147	31 986
90275010	Oth instrument&apparatus using optic radiations,(uv, visible, ir),electrically operated	624	5 961	83 936	971 938
90275020	Oth instrument&apparatus using optical radiations(uv, visible, IR),not electrically operated	31	31	5 755	5 755
90278010	Oth instruments&apparatus,exposure meters	1 303	1 697	16 374	89 294
90278030	Oth instruments&apparatus oth exposure meters,electricallyoperated	23 228	90 805	3 527 647	12 611 971
90278040	Oth instruments&apparatus oth exposure meters,not electrically operated	3	80	1 061	7 222
90279010	Parts&acc incl pca of head 9027,oth for gas/smoke analysis apparatus&microtomes	-	156	-	98 320
90279091	Microtomes, electrically operated	422	1 972	7 390	16 083
90279099	Microtomes,not electrically operated	37 111	237 751	632 991	3 388 415
90281010	Gas meters of a kind mounted ingas containers	1	1	885	885
90281090	Other gas meters	-	16	-	5 089
90282020	Water meters	180 299	550 096	2 745 520	7 816 528
90282090	Liquid meters other than water meters.	4	588	173	25 173
90283010	Kilowatt hour meters(kwh)	49 318	121 850	3 674 512	9 248 525
90283090	Electricity meters other than kilowatt hour meters (kwh)	-	610	-	24 261
90289010	Part&accessories,water meter housingsor bodies	-	14 270	-	102 932
90289090	Part&accessories,oth water meter housings or bodies	26 127	73 231	574 521	1 345 940
90291090	Revolution counters, production counters, mileometers,pedometers and the like	1 865	8 938	183 725	804 099
90292010	Speedometer for motor vehicles	32 185	126 681	1 500 585	4 861 557
90292020	Tachometers for motor vehicles	1 057	4 038	14 552	61 965
90292090	Other speed indicators & tachometers, stroboscopes not for vehicle	2 788	10 951	200 515	748 930
90299010	Parts & accessories of revolution countesr & the like of goods of subheading 902910,stroboscopes of subheading 902920	11 473	37 147	93 928	326 958
90299020	Parts & accessories of revolution countesr & the like of other goods of subheading 902920	34 240	117 773	691 674	2 818 025

Tabel 3 : Ekspor Indonesia menurut Komoditi ( Kode HS 8 digit )

April 2019

Kode H S	Uraian golongan barang	Berat bersih (Kg)		Nilai F.O.B. ( U S \$ )	
		Bulan ini	Kumulatif	Bulan ini	Kumulatif
(1)	(2)	(3)	(4)	(5)	(6)
90301000	Instruments & apparatus for measuring/ detecting ionisingradiations	47	1 344	2 200	145 978
90302000	Oscilloscopes and oscillographs	-	69	-	39 963
90303100	Multimeters without a recording device	200	409	16 637	63 193
90303200	Multimeters with a recording device	49	90	11 654	14 922
90303310	Instrument&app for measuring/checking voltage, current,resist/power on PCB/PWB/PCA Other, w/o a recording device	4	311	173	97 148
90303320	Impedance-measuring apparatus design to visual/audiblewarning of electrostatic discharge condition	100	577	60	8 934
90303330	Ammeters and voltmeters for motorvehicles withouta record device	-	8	-	945
90303390	Oth instruments&apparatus for measuring/check voltage without a record device	177	459	28 808	168 103
90303900	Instruments and apparatus; for measuring or checking voltage, current, resistance or power, with a recording device (excluding multimeters)	143	695	56 078	242 540
90304000	Instruments and apparatus; specially designed for telecommunications (e.g. cross-talk meters, gain measuring instruments, distortion factor meters, psophometers)	-	208	-	16 166
90308210	Wafer probers for measuring/check semiconductor wafers/ devices :	-	4	-	1 330
90308290	Instrument&app for measuring/checking semiconductoroth than wafer probers wafer/devices	-	400	-	20 000
90308410	Instruments & app for measuring/checking electrical quantities on PCB/PWB and PCA	167	224	7 250	7 324
90308490	Oth instrument&app with a record device for measure,check electrical quantities on PCB/PWB and PCA	-	2	-	5 983
90308990	Oth instruments & apparatus,without recording device	413	1 472	6 348	68 247
90309010	Parts and accessories/including printed circuit assemblies of goods , subheading 9030.40 or 9030.82	117	130	155 008	158 227
90309030	Parts and accessories of optical instruments & appliances for measuring or checking PCB & PCA	313	1 615	37 184	108 284
90309040	Parts&accs of oth app for measuring or checking electrical quantities on PCB/PWB and PCA	532	2 116	50 927	224 162
90309090	Oth parts&acc (incl pca) of goods subhead 903040/903082 & measuring/checking & electrical quatities on PCB/PWB & PCA	729	1 927	49 181	352 293
90311010	Machines for balancing mechanical parts, electrically operated	22	1 127	14 166	146 625
90311020	Machines for balancing mechanical parts, not electrically operated	-	1 746	-	71 862
90312010	Test benches, electrically operated	1 362	2 434	68 931	147 668
90312020	Test benches,not electrically operated	-	34	-	1 880
90314100	Optical instruments &appliances; inspecting semiconductor wafers/devices/for inspecting photomasks/reticles used in manufacturing semiconductor devices, n.e.c. in chapter 90	830	830	50 000	50 000
90314910	Optical instrument&appliances for measuring surface particulate contamination on semiconductor wafers	-	330	-	22 730
90314920	Optical error verification & repair apparatus for PCA/PWB and PCA	-	487	-	2 000
90314930	Other optical instruments&appliances for measuring/checkingPCB/PWB & PCA	10	44	4 340	7 226
90314990	Other optical instruments and appliances for other purposes	5 224	7 098	1 696 646	2 449 028
90318010	Cable tester	428	4 572	10 008	128 113
90318090	Oth instruments,appliances and machines,other cable tester	39 762	154 735	1 807 279	7 519 848
90319011	Part&acc incl pca of optical instrument&appl,inspecting semiconductor wafer,&acc of optical appl elctly operated	-	26	-	180
90319019	Oth parts&acc oth than inspect wafer/repair/measure PCB,PWB,PWA for elctrically operated	650	2 063	105 602	221 566
90319020	Oth part&acc for measuring/checking instrument appliance&machines,not elctrically operated	3	553	550	15 151
90321010	Thermostats, electrically operated	16 259	97 303	478 944	2 539 135
90321020	Thermostats, not electrically operated	7	141	1 106	4 596
90322020	Manostats, not electrically operated	-	3	-	90
90328100	Hydraulic or pneumatic	912	3 080	6 120	83 370

Tabel 3 : Ekspor Indonesia menurut Komoditi ( Kode HS 8 digit )

April 2019

Kode H S	Uraian golongan barang	Berat bersih (Kg)		Nilai F.O.B. ( U S \$ )	
		Bulan ini	Kumulatif	Bulan ini	Kumulatif
(1)	(2)	(3)	(4)	(5)	(6)
90328910	Apparatus w/i automatic data process mach for automaticlycontrol the propulsion,ballast/cargo handll system of ship	20	247	1 999	114 596
90328931	Automatic regulating voltage units(stabilizers),electrically operated	2 247	7 121	88 205	287 782
90328939	Instrument&apparatus oth than automatic regulating voltage units(stabilizers),electrically operated	81	684	7 595	27 587
90328990	Oth automatic regulating/controlling instruments&app,not electrically operated	11 666	68 565	978 318	3 429 945
90329030	Part & accessories automatic, regulating/controlling instruments & apparatus,of other elctly operated	988	1 108	184	896
90329090	Other part & accessories automatic, regulating/controlling instruments & apparatus,not elect operated	10 115	31 161	277 469	789 008
90330010	Parts&acc (not specifiedf/incl elsewhere in this chap) formach,appl,app of chap 90 for elect operated equipment	10 995	19 178	122 248	770 539
90330020	Parts&acc (not specifiedf/incl elsewhere in this chap) formach,appl,app of chap 90 for non elect operated equipment	14	130	20	13 240
91011100	Wrist-watches, elctly operated, whether/not incorporatinga stopwatch facility with mechanical display only	-	75	-	15 954
91011900	Wrist-watches, elctly operated, whether/not incorporatinga stopwatch facility without mechanical display only	219	285	908	10 276
91012100	Wrist-watches; not electrically operated, automatic winding, whether/not incorporating a stop-watch facility, case of precious metal or of metal clad with precious metal	2	4	343	520
91012900	Wrist-watches; not electrically operated, not automatic winding, whether or not incorporating a stop-watch facility, case of precious metal or of metal clad with precious metal	41	78	50	402
91019900	Pocket-watches&oth watches incl stopwatches with case of precious metal/metal clad w/precious metal,no elctly operate	40	128	19 858	33 919
91021100	Wrist-watches, electrically operated, whether or notincorporating a stopwatch facility w/mechanical display only	104	725	6 014	73 986
91021200	Wrist-watches, electrically operated, whether or notincorporating a stopwatch facility w/optoelectr display only	41	52	3 943	7 146
91021900	Wrist-watches, electrically operated, whether/ not incorp.astopwatch facility w/o mechanical&optoelectr display only	260	543	1 913	149 827
91022100	Wrist-watches; whether or not incorporating a stop-watch facility, with automatic winding	16	3 125	8 335	1 118 817
91022900	Wrist-watches; whether or not incorporating a stop-watch facility, with other than automatic winding	13	74	214	47 352
91029100	Wrist-watches, pocket-waches&oth.watches with electrically operated	-	47	-	607
91029900	Wrist-watches, pocket-waches&oth.watches with not electrically operated	384	1 621	47 993	526 062
91040010	Instrument panel clocks& clocks of a similar type, for vhcl	189	347	6 174	6 351
91040090	Instrument panel clocks & clocks of a similar type, for spacecraft	-	2	-	3 504
91051100	Alarm clocks, electrically operated	114	115	60	70
91051900	Alarm clocks,not electrically operated	1	211	1	567
91052100	Wall clocks, electrically operated	125	133	1 059	1 149
91052900	Wall clocks, not electrically operated	301	840	3 545	7 582
91059190	Oth clocks, oth than Marine chronometers electricallyoperated	-	2	-	14
91059990	Oth clocks, oth than Marine chronometers not electrically operated	-	10	-	13
91061000	Time-registers,time-recorders	14 138	61 562	995 785	4 098 383
91069010	Parking meters	-	1	-	12
91069090	Oth time of day recording&measuring app oth than parkingmeter	3 542	8 818	294 092	583 032
91081200	Watch move comp&assem w/opto elect display only,electrically operated	-	1	-	113
91109000	Clocks; movements, whether or not complete, incomplete, assembled or unassembled	-	4	-	23

Tabel 3 : Ekspor Indonesia menurut Komoditi ( Kode HS 8 digit )

April 2019

Kode H S	Uraian golongan barang	Berat bersih (Kg)		Nilai F.O.B. ( U S \$ )	
		Bulan ini	Kumulatif	Bulan ini	Kumulatif
(1)	(2)	(3)	(4)	(5)	(6)
91119000	Parts of watch cases	-	25	-	5 000
91122000	Clock cases and cases of a similar type for other goods of this chapter	-	245	-	834
91129000	Part of clock cases&cases of a similar type forother goods of this chapter	-	1	-	26
91139000	Watch straps, watch bands, watch bracelets, and parts thereof; n.e.c. in heading no. 9113	22	38	1 085	3 106
91141000	Springs, including hair-springs of clock or watch parts	-	0	-	3
91143000	Dials of clock or watch parts	-	1	-	250
91149000	Clock or watch parts; other than springs (including hairsprings), dials, plates, and bridges	380	868	9 608	32 681
92011000	Upright pianos	1 175 665	4 295 012	8 934 017	32 728 404
92012000	Grand pianos	204 445	868 121	3 024 064	12 807 694
92019000	Musical instruments; harpsichords and other keyboard stringed instruments n.e.c. in heading no. 9201	16	1 107	95	7 092
92021000	String musical instrument(violins,harps), played with a bow	192	2 525	22 790	244 901
92029000	Musical instruments; string, played other than with a bow (e.g. guitars and harps)	261 603	838 717	6 008 996	18 949 222
92051000	Brass-wind instruments	-	45	-	1 279
92059010	Keyboard pipe organ,harmonium&similar keyboard instrumentsw/ free metal reeds	523	7 060	350 786	484 697
92059090	Other wind musical instruments	128 820	503 524	3 907 027	15 722 592
92060000	Percussion musical instruments (exp, drm,xylophones,cymbals, castanets)	516 165	1 497 335	1 186 688	4 121 663
92071000	Keyboard instruments,oth than accordions	1 655 105	6 539 048	13 105 404	52 263 065
92079000	Musical instruments; (other than keyboard), the sound of which is produced or must be amplified electrically	437 345	1 775 248	10 068 855	37 317 531
92089090	Fairground,mech street organ,sing bird, musical saw,othmusical instrument	355	15 281	5 628	76 077
92093000	Musical instrument strings	438	1 499	37 776	120 604
92099110	Part&accessories, strung backs,keyboards& metal frames for upright pianos	132 338	522 942	950 824	3 461 353
92099190	Other parts and accessories for pianos	58 312	351 103	471 706	2 837 688
92099200	Parts & accessories for the musical instrument of stringmusical instrument	320	1 296	1 825	30 026
92099400	Parts&acc,the music instrument of sound of which isprod/must be amplified, elect	267 970	1 082 669	1 363 831	6 266 879
92099900	Parts & accessories for oth musical instruments	46 564	193 417	1 374 724	5 269 954
93019000	Military weapons; other than revolvers, pistols, and arms of heading 9307, n.e.c. in heading 9301	-	228	-	129 600
93020000	Revolvers & pistols, other than those of heading 9303/9304	-	60	-	28 320
93070000	Swords,cutlasses,bayonets,lances&similar arms&parts thereof & scabbards & sheaths	1	1	75	75
94011000	Seats of a kind used for aircraft	195	528	4 903	10 021
94012010	Seats of a kind used for motor vehicles ofheading 8702/8703/8702/8703/8704	275	6 173	683	32 633
94012090	Seats of a kind used for motor vehicles oth than ofheading 8702/8703/8704	98 932	429 386	1 151 060	5 033 189
94013000	Swivel seats with variable height adjustment	178	778	2 653	11 173
94014000	Seats oth than garden seats/ camping equepment,comvertible into beds	1 688	3 217	500	1 100
94015200	Seats of bamboo	2 717	9 347	6 424	40 252
94015300	Seats of rattan	1 042 585	4 577 538	5 443 153	24 261 740
94015900	Seat of cane,osier or similar material	195 997	954 036	2 297 597	11 019 582
94016100	Seats; with wooden frames, upholstered, (excluding medical, surgical, dental, veterinary or barber furniture)	1 092 953	2 858 104	4 903 482	14 495 413
94016910	Oth seats,with wooden frames, non-upholstered, withbackrest and/or the seat made of rattan	448 067	2 083 844	2 004 469	9 192 633
94016990	Oth seats,with wooden frames, non-upholstered, withoutbackrest and/or the seat made of rattan	5 689 670	24 269 968	26 754 993	119 150 012
94017100	Seats; with metal frames, upholstered, (excluding medical, surgical, dental, veterinary or barber furniture)	99 671	402 580	1 307 822	5 338 588
94017910	Other seats, with metal frames, non-upholstered, withbackrest and/or the seat made of rattan	148 299	715 717	777 954	4 152 240
94017990	Other seats, with metal frames, non-upholstered, withoutbackrest and/or the seat made of rattan	179 657	774 739	2 268 734	8 870 790

Tabel 3 : Ekspor Indonesia menurut Komoditi ( Kode HS 8 digit )

April 2019

Kode H S	Uraian golongan barang	Berat bersih (Kg)		Nilai F.O.B. ( U S \$ )	
		Bulan ini	Kumulatif	Bulan ini	Kumulatif
(1)	(2)	(3)	(4)	(5)	(6)
94018000	Seats; n.e.c. in heading no. 9401, (excluding medical, surgical, dental, veterinary or barber furniture)	68 899	146 541	694 708	1 492 059
94019010	Parts of aircraft seats (head 94011000)	167 946	538 398	910 671	3 057 034
94019031	headrest stiffeners for seats of subheading 94012010,	491	2 712	2 070	7 867
94019039	Parts of other seats	609 447	2 242 529	3 375 890	11 612 168
94019040	Parts of seats of subheading 94013000	-	4 275	-	8 532
94019092	Parts of seats of plastics	232 553	901 491	1 512 660	7 015 826
94019099	Parts of seats of other than plastics	76 130	841 014	200 584	1 563 970
94021010	Medis furniture,dentists chair & parts thereof	-	78	-	445
94021030	Medis furniture,barbers chairs&similar chairs thereof &thereof	3 812	5 791	4 721	8 745
94029010	Furniture designed for medical,surgical/ veterinarypurposes &parts thereof, oth than chairs	32 679	464 989	247 203	3 701 631
94029020	Commodes	16	16	111	111
94029090	Oth furniture designed for medical, surgical/veterinarypurpose&part thereof, oth than chairs and commodes	101 534	543 516	376 744	2 642 331
94031000	Metal furniture of a kind used in office	106 045	545 606	779 245	3 385 767
94032010	Oth metal furniture, fume cupboards	14 214	58 359	64 292	252 293
94032090	Oth metal furniture, other than fume cupboards	555 799	1 846 430	3 592 912	13 262 679
94033000	Wooden furniture of a kind used in offices	583 625	2 724 404	1 330 540	6 993 169
94034000	Wooden furniture of a kind used in the kitchen	1 159 353	4 051 803	2 263 825	7 684 591
94035000	Wooden furniture of a kind used in the bedroom	2 932 406	12 913 389	12 274 677	53 164 051
94036010	Oth wooden furniture,fume cupboard	-	688 344	-	1 385 012
94036090	Oth wooden furniture,oth than fume cupboard	17 888 118	75 914 840	58 832 718	252 110 351
94037010	Furniture of plastics for baby walker	-	3	-	13
94037090	Furniture of plastics oth than for baby walker,fumecupboard	259 543	957 557	1 802 358	6 747 034
94038200	Furniture of bamboo	57 330	241 122	130 601	461 658
94038300	Furniture of rattan	347 016	1 454 987	1 835 471	8 033 164
94038910	Fume Cupboard	5 460	13 157	19 320	53 782
94038990	Other furniture of cane, osier, bamboo or similar materials	251 957	932 055	1 836 975	6 644 673
94039010	Parts of baby walkers of plastics	7 657	18 209	16 788	83 954
94039090	Parts of metal, wood, plastics and bamboo furnitureother than baby walker	1 365 461	5 781 438	4 320 201	17 043 802
94041000	Mattress supports	498 196	856 154	228 507	1 363 572
94042110	Mattresses of cellular rubber, whether or not covered	63 777	148 555	521 416	1 967 364
94042120	Mattresses of cellular plastics, whether or not covered	1 124 775	2 337 064	4 438 996	9 242 390
94042910	Mattress springs of other materials	68 246	167 008	216 902	532 678
94042920	Mattress of hyperthermia or hypothermia type of othmaterials	9	75	12	637
94042990	Mattress of other materials excl spring mattress & hyperthermia or hypothermia type	1 011 606	2 724 852	2 605 901	7 049 654
94043000	Sleeping bags	1 084	3 508	20 863	75 197
94049010	Quilts,bedspreads & mattress protectors	23 542	80 133	431 634	1 161 887
94049090	Other articles of bedding&similar furnishing	152 199	571 499	1 308 080	4 938 188
94051020	Chandeliers&other electric ceiling/wall lighting fittings electric ceiling/wall lighting fittings for operating rooms	14	24	353	366
94051091	Spotlights for ceiling or wall	245	1 653	550	1 365
94051092	Fluorescent lamps and lighting fittings	1 440	5 569	14 855	57 402
94051099	Oth fluorescent lamps and lighting fittingsoth than for operating rooms	18 012	79 401	313 918	923 753
94052090	lamps of electric table,desk, bedside/ floor-standing lamps	27 420	161 725	169 703	796 019
94053000	Lighting sets of a kind used for christmas trees	41 486	137 495	626 455	1 818 144
94054020	Searchlights	363	5 088	6 498	91 464
94054040	Oth. electr lamps of spotlights	351	2 413	3 175	10 447
94054050	Oth electr lamps,of a kind used for lighting publicopenspace/thoroughfares	3 282	16 901	67 247	167 883
94054060	Other exterior lighting	3 788	21 460	86 184	338 551
94054080	Pilot lamp with fitting for electro-thermic domestic applic of heading 85.16	79 227	177 743	795 730	2 440 298
94054099	Other lighting fittings	26 967	109 064	557 458	2 232 702
94055011	Non elect. Lamps of oil-burning, of bras forreligious rites	4 277	10 637	31 316	118 469
94055019	Other non elect. Lamps of oil-burning	40	1 395	64	11 427
94055040	Hurricane lamps	1 430	38 595	13 500	157 723
94055050	Non-electrical lamps and lighting fittings,miners' lamps and quarrymen's lamps	-	2	-	15
94055090	Other non elect lighting fittings	665	3 430	5 690	15 470



Tabel 3 : Ekspor Indonesia menurut Komoditi ( Kode HS 8 digit )

April 2019

Kode H S	Uraian golongan barang	Berat bersih (Kg)		Nilai F.O.B. ( U S \$ )	
		Bulan ini	Kumulatif	Bulan ini	Kumulatif
(1)	(2)	(3)	(4)	(5)	(6)
94056010	Warning signs, street name signs, road & traffic signs	-	104	-	30
94056090	Others illuminated signs	973	7 897	36 401	372 193
94059140	Parts of globes and chimneys	-	176	-	655
94059190	Other parts of glass for other lamps & lighting fittings	600	1 580	2 900	13 040
94059290	Other parts of plastics for other lamps & lighting fittings	853	14 088	2 446	23 961
94059910	Parts Lampshades of textile material	232	3 142	5 137	32 902
94059920	Parts Lampshades of other material	11 389	42 729	74 921	273 494
94059930	Parts of lamp of subheading 9405.50.11 or 9405.50.19	-	84	-	174
94059940	Parts for searchlights or spotlights other than of glass & plastics	-	55	-	165
94059950	Parts of lamp made of ceramics or metal	50	3 771	2 061	66 036
94059990	Other parts of lamp not made of ceramics, metal, glass, or plastics	119	9 874	3 779	150 472
94061090	Prefabricated buildings of wood	370 984	1 660 365	748 188	2 954 181
94069011	Greenhouses of non-wood, fitted with mechanical or thermal equipment made of iron or steel	5	15 378	142	15 984
94069019	Greenhouses of non-wood, fitted with mech/thermal equipment other than made of iron/steel	-	350	-	786
94069020	Prefabricated buildings of non-wood, fitted with mechanical or thermal equipment made of plastics/ aluminium	1 045	27 843	5 941	206 760
94069030	Prefabricated buildings of non-wood, fitted with mechanical or thermal equipment of iron or steel	127 036	286 801	240 442	531 652
94069040	Prefabricated buildings of non-wood, fitted with mechanical or thermal equipment of cement, concrete or artificial stone	15 274	67 517	15 675	58 309
94069090	Prefabricated buildings of non-wood, fitted with mechanical or thermal equipment made of other material	26 952	128 904	53 639	402 587
95030010	Tricycles, scooters, pedal cars and similar wheeled toys; dolls' carriages	870	26 562	2 155	109 266
95030021	Dolls, whether/not dressed	795 396	3 523 050	8 496 016	38 437 907
95030022	Garments & garments accessories; footwear & headgear of dolls	2 439	8 477	113 217	504 523
95030029	Other parts and accessories for dolls	61 092	88 217	516 527	788 667
95030030	Electric trains toys, including tracks, signals and other accessories thereof	33	23 958	1 916	271 116
95030040	Reduced size model aircraft assembly kits, working or not models, working or not	189 487	376 692	5 101 674	7 328 531
95030050	Other construction sets & construction toys, of materials other than plastics	660	5 421	11 886	83 816
95030060	Stuffed toys representing animals or non-human creatures	675 087	2 381 020	9 609 785	34 441 173
95030070	Puzzles of all kinds	-	1 955	-	3 384
95030091	Numerical/alphabetical/animal blocks or cut-out; word builders/making set;	167 684	504 509	702 988	3 005 384
95030092	Skipping ropes	-	12	-	11
95030094	Toys of rubber	57	174	500	887
95030099	Other toys or parts	455 884	1 947 805	3 196 167	13 494 487
95042020	Tables for billiards of all kinds	1 871	2 021	4 516	4 616
95042030	Billiard chalks	450	2 250	6 480	29 503
95042090	Other articles & accessories for billiards of all kinds	25	68	10	496
95043010	Pintables or slot machines, operated by coins and by other means of payment	1	25	10	447
95043090	Other games, operated by coins and by other means of payment	24 115	215 717	327 385	2 680 805
95044000	Playing cards	6 134	8 943	3 256	48 908
95045010	Video game consoles and machines, other than those of subheading 9504.30, that used with a television receiver	7	10	101	222
95045090	Video game consoles and machines, other than those of subheading 9504.30, that used without a television receiver	173	258	1 720	14 065
95049010	Bowling requisites of all kinds	25	25	323	323
95049021	Darts & parts & accessories that made of wood, paper or plastics	15	15	12	12
95049039	Other gambling equipment & paraphernalia equipment	12	368	223	1 992
95049092	Tables designed for game of wood/plastic not gambling equipment	424	708	2 544	3 974
95049093	Tables designed for games not of wood/ plastics, not gambling equipment	-	5	-	30
95049099	Other table designed for games not wood/ plastics	3 362	8 699	6 001	35 784

Tabel 3 : Ekspor Indonesia menurut Komoditi ( Kode HS 8 digit )

April 2019

Kode H S	Uraian golongan barang	Berat bersih (Kg)		Nilai F.O.B. ( U S \$ )	
		Bulan ini	Kumulatif	Bulan ini	Kumulatif
(1)	(2)	(3)	(4)	(5)	(6)
95051000	Articles for christmas festivities	111 278	165 220	285 394	499 280
95059000	Festive,carnival/oth entertn.articles incl conjuringtricks & novelty jokes	145 244	349 818	780 683	1 934 407
95061100	Skis of snow-skis	-	33	-	18
95061900	Snow-ski equipment	23 862	53 299	976 221	2 191 147
95062100	Sailboards	9 403	47 857	152 951	880 509
95062900	Water sport equipment; water-skis, surf-boards and other water-sport equipment, excluding sailboards	215	1 811	5 061	23 176
95063100	Golf clubs, complete	6	173	100	9 952
95063200	Balls for golf	294 093	1 180 186	2 099 716	8 447 792
95063900	Golf equipment; other than clubs and balls	21 426	86 076	53 540	210 426
95064010	Tables tennis	2 487	4 444	3 052	4 593
95064090	Oth articles & equip for table-tennis	618	2 451	14 540	66 218
95065100	Lawn-tennis rackets, whether/not strung	354	354	15 804	15 804
95065900	Badminton or similar rackets, whether/ not strung	92	93	3 681	3 691
95066100	Lawn-tennis balls	16 467	33 883	163 678	303 161
95066200	Inflatable balls	55 468	221 531	510 606	2 338 594
95066900	Balls; (other than inflatable or for lawn-tennis, golf or table-tennis)	986	3 195	34 126	93 982
95067000	Ice skates &roller skates, incl skating boots with skates attached	-	3	-	13
95069100	Artic & equip for general physics exercise, gymnastics or athletics	9 900	34 414	434 644	1 236 751
95069920	Nets, cricket pads and shin guards	475	24 206	10 921	550 950
95069930	Shuttlecocks	121	1 343	2 340	47 051
95069990	Articles & equipment for outdoor games, swimming pools and paddling tools	61 111	165 034	996 148	1 907 956
95071000	Fishing rods	16 275	19 170	1 877 564	2 131 556
95072000	Fish-hooks, whether/not snelled	10 958	45 529	479 132	2 181 128
95073000	Fishing reels	364	1 589	11 865	47 013
95079000	Fishing tackle n.e.c., butterfly nets, decoy birds (other than those of heading no. 9208 or 9705) and similar hunting or shooting requisites	52 956	186 981	1 759 351	6 422 722
95081000	Travelling circuses and travelling menageries	62	110	1 798	7 251
95089000	Roundabouts,swings,shooting galleries& oth fairgroundamusement;trave theatres	-	5	-	50
96011010	Cigar or cigarette cases, tobacco jars;ornamental articles of ivory	-	1 034	-	1 626
96011090	Articles of ivory oth than cigarette cases, tobaccojars, and ornamen	3 857	32 461	53 632	353 344
96019011	Cigar or cigarette cases, tobacco jars;ornamental articles of mother-of-pearl or tortoise-shell	1 911	3 552	15 740	27 057
96019012	Pearl Nucleus	1 418	1 418	12 102	12 102
96019019	Oth article made of mother-of-pearl or tortoise-shell exclcigar/cigarette case, tobacco jar, ornamental&pearl nucleus	46 191	154 532	236 809	623 767
96019090	Bone, horn, antlers, coral, and articles made of them	-	6 188	-	41 492
96020010	Gelatin capsules for pharmaceutical products	38 501	192 880	1 087 733	5 391 865
96020020	Cigar/cigarette cases, tobacco jars & household ornamentalarticles	-	8	-	89
96020090	Oth worked veget/minerl carving material&articles of these materials	884	22 694	13 076	144 667
96031010	Brushes consisting of twig/oth vegetable materials bound together	86 979	201 784	134 809	425 311
96031020	Brooms consisting of twig/oth vegetable materials boundtogether	3 534 943	13 602 382	1 336 930	4 751 179
96032100	Tooth brushes, incl dental-plate brushes	52 523	168 910	562 951	2 051 816
96032900	Shaving brushes,hair brush,nail brush, eyelash &oth brushfor use on the person	29 264	183 412	266 308	1 076 076
96033000	Artists' brushes,writing brush &similar brushes for the application of cosmetic	-	202	-	652
96034000	Paint,distemper, varnish/similar brushes oth than 9603.30;Paint pads & rollers	338 223	1 186 667	1 610 274	5 351 307
96035000	Brushes; constituting parts of machines, appliances or vehicles	-	53	-	2 824
96039010	Prepared knots and tufts for broom or brush making	13 000	55 020	55 290	188 358
96039020	Hand-operated mechanical floor sweepers, not motorised	11 733	23 821	17 024	35 035

Tabel 3 : Ekspor Indonesia menurut Komoditi ( Kode HS 8 digit )

April 2019

Kode H S	Uraian golongan barang	Berat bersih (Kg)		Nilai F.O.B. ( U S \$ )	
		Bulan ini	Kumulatif	Bulan ini	Kumulatif
(1)	(2)	(3)	(4)	(5)	(6)
96039040	Other brushes, other than tooth brush, hair brush, shavingbrush	6 146	13 001	52 725	78 681
96039090	Mops and feather dusters; squeegees (oth than rollersqueegees)	36 773	84 654	207 016	621 695
96040010	Hand sieves and hand riddles of metal	90	714	214	3 012
96040090	Hand sieves and hand riddles of other material	25	374	71	257
96050000	Travel sets for personal toilet, sewingor shoe or clothes cleaning	3 128	23 530	293 257	515 921
96061010	Press-fasteners, snap-fasteners and press-studs and part therefor of plastic	1	5 681	100	41 094
96061090	Press-fasteners, snap-fasteners and press-studs and part therefor of other	17 853	100 292	240 897	1 258 436
96062100	Buttons of plastics, not covered with textile material	318	562	1 270	6 069
96062200	Buttons of base metal, not covered with textile material	1	999	32	13 621
96062900	Buttons; of other than base metal or plastics, not covered with textile material	2 176	20 617	52 782	296 189
96063010	Button moulds & other parts of buttons; button blanks, of plastic	1 251	3 635	20 634	74 358
96063090	Button moulds & other parts of buttons; button blanks, of other material	41 979	62 198	229 656	975 776
96071100	Slide fasteners fitted with chain scoops of base metal	29 779	228 340	87 476	521 831
96071900	Slide fasteners; other than those fitted with chain scoops of base metal	8 342	56 319	137 861	951 914
96072000	Parts of slide fasteners	1 007 023	4 505 692	5 988 185	26 646 621
96081010	Ball point pens of plastics	8 933	60 047	143 726	913 825
96081090	Ball point pens of other than plastics	21 273	75 168	574 256	1 722 642
96082000	Felt tipped & other porous-tipped pens and markers	25 272	165 149	272 535	1 595 452
96083020	Fountain pens	38	575	19 085	128 924
96083090	Oth fountain pens, stylograph pens and other pens	703	9 366	185 468	921 156
96084000	Propelling or sliding pencils	180	637	37 762	68 125
96085000	Sets of articles from two or more ofthe foregoing subheadings	-	2	-	636
96086010	Refills for ball point pens, comprising the ball point&ink- of plastics	32	405	2 607	28 090
96086090	Refills for ball point pens, comprising the ball point&ink-of other than plastics	603	2 685	36 817	104 501
96089110	Pen nibs and nib points of gold or gold plated	25	278	1 773	43 147
96089190	Pen nibs and nib points of oth than gold and gold platedPen nibs and nib points of oth material	2 033	2 117	5 702	18 025
96089991	Parts of ball point pens of plastics	427	700	13 210	21 785
96089999	Penholders,pencil-holders&similar holder;parts of ball poin	7	96	186	609
96091010	Black pencils, with lead encased in a rigid sheath	834 980	1 405 575	5 462 690	9 945 292
96091090	Crayons & oth pencils with lead encased in a rigid sheath	543 407	1 270 892	4 941 161	12 980 494
96092000	Pencil leads, black or coloured	17 800	125 013	82 597	594 229
96099030	Pencils & crayons other than those of subheading 9609.10	-	16	-	41
96099091	Writing or drawing chalks	2 772	12 155	3 432	10 711
96099099	Pastels, drawing charcoals, tailors' cha and other pencils	269 816	1 865 795	559 350	3 854 721
96100090	Boards and oth slates, with writing or drawing surfaces	322 014	1 102 922	809 063	2 579 285
96110000	Date, seal/numbering stamps & the like,in the hand operatd;hand composing stick	44	631	5 155	7 303
96121010	Ribbons of textile fabric	117 860	436 508	2 138 586	8 882 644
96121090	Ribbons of other materials or similar ribbons	626	6 676	4 587	43 907
96122000	Ink-pads	-	15	-	100
96131010	Pocket lighters, gas fuelled, non- refillable of plastics	-	40	-	43
96138010	Piezo-electric lighters for stoves and ranges	-	13 284	-	80 294
96138090	Lighters; whether or not mechanical or electrical, n.e.c. in heading no. 9613	-	0	-	4
96139010	Refilled cartridge or oth receptaclespart of mechncal lighter,cont liquid fuel	393	8 515	39 054	55 494
96139090	Other parts of lighters	-	0	-	4
96140090	Smoking pipes and cigar or cigaretteholder and parts thereof	-	2	-	10
96151120	Combs, hair-slides and the like of hard rubbers	7	967	37	5 530
96151130	Combs, hair-slides and the like of plastics	542	1 514	4 170	8 249
96151900	Combs, hair-slides and the likeother than hard rubbers or plastics	177	1 973	1 516	7 854
96159011	Decorative hair pins of aluminium	472	641	1 293	3 078

Tabel 3 : Ekspor Indonesia menurut Komoditi ( Kode HS 8 digit )

April 2019

Kode H S	Uraian golongan barang	Berat bersih (Kg)		Nilai F.O.B. ( U S \$ )	
		Bulan ini	Kumulatif	Bulan ini	Kumulatif
(1)	(2)	(3)	(4)	(5)	(6)
96159013	Decorative hair pins of plastics	-	0	-	1
96159019	Other decorative hair pins	93	2 103	603	18 385
96159021	Parts of combs, hair pins and the like of aluminium	-	60	-	64
96159023	Parts of combs, hair pins and the like of plastics	-	9	-	18
96159091	Curling grips, hair-curlers and the like of aluminium	-	55	-	165
96159093	Curling grips, hair-curlers and the like of plastics	-	2	-	55
96159099	Other curling grips, hair-curlers and the like	130	3 136	1 027	7 268
96161010	Scent sprays and similar toilet sprays	14 039	49 080	364 847	1 243 557
96161020	Mounts and heads of scent sprays and similar toilet sprays	<b>1 696</b>	<b>22 905</b>	<b>8 972</b>	<b>123 830</b>
96162000	Powder-puffs & pads for the application of cosmetics or toilet preparations	-	15 365	-	37 726
96170010	Vacuum flasks and other vacuum vessels	748	14 496	76 036	98 039
96170020	Parts of vacuum flasks or vacuum vessels	-	203	-	225
96180000	Tailor' dummies, oth lay figure; automata& animated displ. shop window dressing	5 501	31 687	115 599	1 064 734
96190011	Disposable sanitary towel, tanpon, napkin with an absorbent core of textile	9 002	85 084	47 857	203 967
96190012	Sanitary towels and tampons of paper, paper pulp, cellulose wadding or webs of cellulose fibres	260 520	889 909	1 256 764	4 403 631
96190013	Baby napkins and pads for incontinence, of paper, paper pulp, cellulose wadding or webs of cellulose fibres	2 536 622	10 228 620	6 900 589	27 942 280
96190014	Other disposable articles made of paper, paper pulp, cellulose wadding or webs of cellulose fibres	43 865	108 512	142 990	335 017
96190019	Oth disposable sanitary towel, tampons, napkins and napkinsliners for babies	587 897	2 693 306	2 186 092	9 471 383
96190091	Sanitary towel, tampon, napkin, knitted or crocheted with an absorb core of textile	7 122	16 280	43 021	109 113
96190099	Oth sanitary towel, tampons, napkins, with an absorbent core of wad of oth material	13 960	51 981	50 833	194 303
96200010	Monopods, bipods, tripods and similar articles made of plastics	7 242	34 615	84 012	350 914
96200020	Monopods, bipods, tripods and similar articles made of carbon and graphite	53	53	250	250
96200030	Monopods, bipods, tripods and similar articles made of iron and steel	-	10	-	421
96200040	Monopods, bipods, tripods and similar articles made of aluminium	-	241	-	13 420
96200090	Monopods, bipods, tripods and similar articles made of other material	4	36	13	3 323
97011000	Paintings, drawings and pastels, executed entirely by hand	13 291	88 382	119 934	824 641
97019000	Colleges & similar decorative plaques executed entirely by hand	12 167	94 653	65 877	510 509
97030000	Original sculptures and statuary, in any material.	83 040	419 683	113 685	447 674
97040000	Postage/revenue stamps, stamp postmark, first-day covers, stamped paper	-	1	-	15
99991000	Postal packages n.c.a.k	140 791	626 657	5 684 858	21 543 567
<b>Total Ekspor</b>		<b>52 457 926 827</b>	<b>214 067 677 003</b>	<b>13 113 621 938</b>	<b>53 719 312 501</b>

Sumber : dokumen PEB dan non PEB, diolah

Tabel 4. Ekspor Indonesia menurut Negara Tujuan

Maret 2019

Kode Negara	Negara Tujuan	Berat bersih / Net weight (Kg)		Nilai / Value F.O.B. ( U S \$ )	
		Bulan ini	Kumulatif	Bulan ini	Kumulatif
(1)	(2)	(3)	(4)	(5)	(6)
JP	JAPAN	3 376 658 176	10 294 489 342	1 325 758 353	4 224 978 215
HK	HONG KONG	496 024 098	1 542 380 235	237 846 715	647 699 435
KR	KOREA, REPUBLIC OF	3 399 071 411	10 363 830 093	721 925 758	2 082 770 743
TW	TAIWAN	2 113 655 661	5 119 320 743	386 415 527	936 079 637
CN	CHINA	18 057 882 523	48 762 005 665	2 185 024 023	5 753 926 475
MN	MONGOLIA	166 215	381 141	788 917	1 586 300
MO	MACAU	86 125	153 566	299 791	659 223
PG	PAPUA NEW GUINEA	20 633 269	50 747 129	14 412 859	41 569 713
TH	THAILAND	2 510 216 291	6 252 888 723	559 000 964	1 634 956 708
SG	SINGAPORE	1 745 830 910	5 235 547 603	1 043 390 586	3 178 659 758
PH	PHILIPPINES	2 660 405 252	6 718 340 117	617 658 887	1 604 853 216
MY	MALAYSIA	2 439 938 903	7 580 487 831	697 389 772	1 955 299 769
MM	MYANMAR	98 508 284	276 390 635	74 044 489	200 944 436
KH	CAMBODIA	303 413 709	668 039 903	53 961 284	143 188 913
BN	BRUNEI DARUSSALAM	24 097 210	50 105 017	8 135 824	16 882 585
LA	LAO PEOPLE'S DEM. REP.	127 071	318 304	677 610	1 825 834
NP	NEPAL	1 029 100	2 612 289	1 275 481	3 886 547
BT	BHUTAN	-	160 747	-	641 934
VN	VIET NAM	1 803 581 744	4 417 693 164	449 889 445	1 160 879 698
MV	MALDIVES	1 445 070	20 669 462	3 456 834	10 677 156
IN	INDIA	13 852 286 568	37 479 723 810	1 057 619 498	3 019 685 382
PK	PAKISTAN	300 394 317	1 635 993 359	174 074 079	512 798 567
BD	BANGLADESH	1 040 044 719	4 128 298 452	231 925 514	628 224 746
LK	SRI LANKA	132 833 406	651 182 345	33 981 379	115 955 717
AF	AFGHANISTAN	724 642	1 570 049	1 932 558	3 880 100
IQ	IRAQ	10 556 598	28 137 214	13 459 037	36 078 543
IR	IRAN (ISLAMIC REPUBLIC OF)	10 731 167	19 927 237	6 992 485	18 894 562
SA	SAUDI ARABIA	87 203 586	321 144 366	121 936 652	349 556 625
IL	ISRAEL	5 796 496	22 825 641	9 379 366	29 402 199
KW	KUWAIT	11 837 256	82 451 233	18 946 934	53 514 527
JO	JORDAN	8 062 302	22 669 606	7 994 632	24 745 912
LB	LEBANON	6 436 073	19 986 606	8 026 535	23 544 564
PS	PALESTINA	159 730	245 902	663 187	1 014 536
YE	YEMEN	25 520 946	52 907 539	19 135 988	38 701 141
OM	OMAN	35 190 021	66 312 951	31 200 593	75 584 214
SY	SYRIA ARAB REPUBLIC	6 648 308	25 075 945	3 797 992	13 934 683
TR	TURKEY	92 385 408	285 381 224	102 978 342	275 986 814
AE	UNITED ARAB EMIRATES	50 559 875	240 169 107	112 618 674	341 987 404
QA	QATAR	9 202 051	16 322 452	11 275 901	25 178 605
BH	BAHRAIN	2 535 640	7 433 647	4 665 786	13 350 233
CY	CYPRUS	360 856	1 425 722	1 001 434	2 776 388
EG	EGYPT	140 995 740	417 938 764	100 361 463	292 274 112
LY	LIBYAN ARAB JAMAHIRIYA	1 261 426	4 090 407	2 403 167	7 049 677
MA	MOROCCO	7 669 212	19 630 063	10 663 270	27 062 538
TN	TUNISIA	10 380 459	26 069 772	7 011 269	18 951 366
DZ	ALGERIA	17 771 035	57 522 880	14 166 392	44 565 800
SD	SUDAN	4 109 611	24 093 790	5 498 932	18 951 362
ER	ERITREA	-	21 320	-	3 082
LS	LESOTHO	-	18 000	-	13 734
NA	NAMIBIA	8 203	84 998	24 969	272 332
ET	ETHIOPIA	730 691	3 361 709	1 661 568	6 196 212

Tabel 4. Ekspor Indonesia menurut Negara Tujuan

Maret 2019

Kode Negara	Negara Tujuan	Berat bersih / Net weight (Kg)		Nilai / Value F.O.B. ( U S \$ )	
		Bulan ini	Kumulatif	Bulan ini	Kumulatif
(1)	(2)	(3)	(4)	(5)	(6)
TZ	TANZANIA, UNITED REP. OF	27 828 391	98 384 688	21 029 503	66 076 768
MG	MADAGASCAR	4 403 429	21 159 558	3 293 779	13 702 774
SO	SOMALIA	4 673 041	13 222 611	6 237 588	17 042 873
KE	KENYA	26 226 050	106 808 459	18 660 097	67 713 080
RE	REUNION	706 533	46 296 384	1 278 151	7 366 834
MZ	MOZAMBIQUE	14 184 266	32 234 391	7 621 240	21 077 107
BW	BOTSWANA	24 815	85 751	41 497	99 527
GQ	EQUATORIAL GUINEA	588 037	2 106 534	459 768	1 574 597
TG	TOGO	11 536 026	65 358 474	8 101 373	41 280 135
GH	GHANA	9 333 337	46 945 707	8 746 302	33 787 407
LR	LIBERIA	912 758	13 201 427	803 225	8 677 601
GN	GUINEA	1 995 679	4 672 917	2 383 256	5 806 170
AO	ANGOLA	11 494 449	41 685 510	9 202 576	31 456 753
CG	CONGO	7 173 068	18 674 193	5 473 270	13 723 805
CM	CAMEROON	2 834 848	7 478 053	3 462 845	8 008 465
NG	NIGERIA	29 141 907	77 838 889	31 355 302	106 311 259
SL	SIERRA LEONE	1 321 702	6 972 917	1 222 706	5 109 971
GA	GABON	1 019 339	2 232 057	1 408 290	2 839 447
CI	COTE D'IVOIRE	6 209 191	19 758 241	5 742 957	16 851 639
SN	SENEGAL	6 039 028	22 847 343	4 655 760	16 995 902
MR	MAURITANIA	12 784 442	28 040 212	8 206 170	18 348 552
ML	MALI	318 085	1 444 535	418 786	2 370 391
BJ	BENIN	25 181 809	81 545 428	17 718 765	53 328 753
BF	BURKINA FASO	562 015	2 719 239	989 544	3 893 832
GW	GUINEA BISSAU	-	500 069	-	333 717
GM	GAMBIA	9 462 949	25 689 954	6 487 898	17 030 639
SC	SEYCHELLES	80 869	270 630	247 172	753 861
UG	UGANDA	208 902	837 618	615 726	1 597 335
CF	CENTRAL AFRICAN REPUBLIC	169	94 332	9 690	188 447
NE	NIGER	241 443	1 535 740	656 728	1 770 347
TD	CHAD	37 080	39 200	42 319	85 515
DJ	DJIBOUTI	17 422 005	55 996 935	12 336 529	37 088 359
ST	SAO TOME AND PRINCIPE	57	174 574	10 200	170 971
SZ	SWAZILAND	28 153	182 275	171 953	1 158 331
ZA	SOUTH AFRICA	45 515 043	153 009 859	48 926 887	158 294 533
ZW	ZIMBABWE	21 870	45 032	17 977	109 896
ZM	ZAMBIA	18 247	109 903	42 860	499 682
MW	MALAWI	939 615	3 481 069	596 414	1 866 130
KM	COMOROS	136 277	773 733	99 979	565 380
BI	BURUNDI	155	197 131	9 275	210 565
MU	MAURITIUS	48 351 339	92 174 144	7 454 907	16 930 441
RW	RWANDA	31 391	3 211 316	58 797	1 967 802
YT	MAYOTTE	74 659	364 773	86 072	300 402
CD	DEMOCRATIC REP. OF THE CONGO	580 685	2 323 521	680 313	2 338 527
AU	AUSTRALIA	206 930 506	703 680 267	159 209 171	475 169 906
NZ	NEW ZEALAND	135 031 273	399 461 368	29 571 700	101 186 701
FM	MICRONESIA, FED. STATES OF	56 751	127 620	63 547	153 622
GU	GUAM	61 529	243 059	30 115	233 497
PW	PALAU	-	9 793	-	43 874
NR	NAURU	87 687	108 914	57 819	116 825
NC	NEW CALEDONIA	603 429	1 218 787	846 473	2 123 818

Tabel 4. Ekspor Indonesia menurut Negara Tujuan

Maret 2019

Kode Negara	Negara Tujuan	Berat bersih / Net weight (Kg)		Nilai / Value F.O.B. ( U S \$ )	
		Bulan ini	Kumulatif	Bulan ini	Kumulatif
(1)	(2)	(3)	(4)	(5)	(6)
MP	NORTHERN MARIANA ISLANDS	26 822	92 612	23 043	127 932
VC	SAINT VINCENT AND THE GRENADINES	8 300	50 706	56 374	96 520
VU	VANUATU	350 638	772 037	406 366	812 272
WF	WALLIS AND FUTUNA ISLANDS	-	13 000	-	33 239
AS	AMERICAN SAMOA	123 224	357 360	60 024	415 603
CK	COOK ISLANDS	26 841	57 530	96 433	175 741
FJ	FIJI	937 359	2 639 099	1 814 528	5 138 510
KI	KIRIBATI	231 156	530 257	284 358	709 742
MH	MARSHALL ISLANDS	166 713	200 281	1 128 079	1 389 360
WS	SAMOA	535 910	1 636 072	615 980	1 679 184
SB	SOLOMON ISLANDS	644 887	1 591 229	1 231 330	2 999 910
TO	TONGA	287 356	709 572	391 849	904 190
TV	TUVALU	-	27 631	-	24 612
TK	TOKELAU	-	123	-	1 798
TL	EAST TIMOR	36 426 901	94 847 176	15 804 835	45 455 873
US	UNITED STATES	448 305 141	1 288 591 709	1 418 600 484	4 203 094 055
CA	CANADA	18 631 397	63 202 291	64 932 126	205 423 503
MX	MEXICO	22 585 030	144 613 275	74 021 221	238 375 473
GT	GUATEMALA	2 598 243	6 339 621	4 046 721	9 922 610
HN	HONDURAS	1 174 195	3 194 117	1 624 377	5 047 186
NI	NICARAGUA	481 844	1 319 656	1 078 107	3 244 469
PA	PANAMA	2 516 147	5 516 254	8 684 827	21 554 271
CU	CUBA	435 124	3 601 993	612 756	3 390 084
SR	SURINAME	420 691	1 007 188	912 918	2 605 358
CL	CHILE	3 926 723	10 464 048	9 222 187	34 912 684
VE	VENEZUELA	504 010	1 401 855	664 073	2 086 291
AR	ARGENTINA	4 811 522	14 350 001	18 184 522	48 434 206
BR	BRAZIL	52 011 329	149 013 091	87 416 996	264 842 150
CO	COLOMBIA	3 515 176	9 489 952	11 875 360	30 569 211
BO	BOLIVIA	1 011 676	2 083 625	3 844 783	10 446 965
UY	URUGUAY	1 557 953	3 589 450	4 731 848	9 979 590
PY	PARAGUAY	504 958	1 250 305	3 302 648	10 442 305
EC	ECUADOR	2 829 468	7 223 038	5 847 139	14 110 142
PE	PERU	6 052 634	20 314 251	15 946 111	47 187 415
GY	GUYANA	221 170	959 023	416 519	1 638 430
TT	TRINIDAD AND TOBAGO	1 112 682	5 560 277	2 589 540	7 814 669
BS	BAHAMAS	58 774	86 857	413 475	693 692
JM	JAMAICA	1 655 066	5 899 892	2 269 147	5 782 169
PR	PUERTO RICO	466 407	1 719 992	2 129 741	6 043 322
BZ	BELIZE	13 384	74 244	52 505	277 964
DO	DOMINICAN REPUBLIC	2 532 169	5 850 085	5 896 929	13 907 700
SV	EL SALVADOR	989 840	3 029 135	1 633 919	4 899 280
CR	COSTA RICA	991 020	2 391 213	2 003 036	6 519 141
HT	HAITI	19 723 601	46 146 260	12 603 029	29 216 634
BB	BARBADOS	201 419	441 341	497 874	1 119 270
AG	ANTIGUA AND BARBUDA	8 213	46 015	52 688	300 807
AI	ANGUILLA	0	70	1	895
AW	ARUBA	16 917	110 529	97 215	654 385
BM	BERMUDA	18 129	38 393	140 969	287 016
CV	CAPE VERDE	19 909	227 665	22 075	145 627
KY	CAYMAN ISLANDS	25 410	50 896	206 911	437 656
DM	DOMINICA	138 913	289 462	1 037 222	1 907 773
GF	FRENCH GUIANA	58 079	114 921	54 174	138 958
PF	FRENCH POLYNESIA	441 681	1 241 462	688 363	1 929 790
GL	GREENLAND	-	2 289	-	29 650
GD	GRENADA	16 840	78 475	14 789	58 939
MQ	MARTINIQUE	213 205	485 722	521 456	1 264 041
AN	NETHERLANDS ANTILLES	160 945	317 232	669 058	1 286 971
NF	NORFOLK ISLANDS	-	1 162	-	4 843
LC	SAINT LUCIA	13 870	82 784	126 078	282 160
TC	TURKS AND CAICOS ISLANDS	6 346	7 295	86 106	103 207
GP	GUADELOUPE	159 924	550 434	386 369	1 470 831

Tabel 4. Ekspor Indonesia menurut Negara Tujuan

Maret 2019

Kode Negara	Negara Tujuan	Berat bersih / Net weight (Kg)		Nilai / Value F.O.B. ( U S \$ )	
		Bulan ini	Kumulatif	Bulan ini	Kumulatif
(1)	(2)	(3)	(4)	(5)	(6)
KN	SAINT KITTS AND NEVIS	13 225	53 044	144 766	489 411
MS	MONTERRAT	41	41	630	630
VG	VIRGIN ISLANDS (BRITISH)	2 802	14 340	61 991	145 121
VI	U.S. VIRGIN ISLANDS	1	2 866	1 764	18 002
BL	SAINT BARTHELEMY	39	39	984	984
GB	UNITED KINGDOM	40 747 438	161 806 594	106 523 161	337 566 210
NL	NETHERLANDS	363 314 889	1 227 612 886	270 606 660	817 937 254
FR	FRANCE	11 365 455	51 403 131	48 161 523	162 200 132
DE	GERMANY, FED. REP. OF	67 160 566	169 403 116	186 517 403	581 951 768
AT	AUSTRIA	292 286	1 125 820	1 858 459	7 416 162
BE	BELGIUM	26 885 791	98 571 968	77 199 921	287 790 728
CH	SWITZERLAND	34 755 835	38 160 124	76 130 509	197 729 589
LU	LUXEMBOURG	1 432 714	5 303 781	2 073 162	7 109 351
GI	GIBRALTAR	7	7	430	529
MC	MONACO	211	831	4 099	17 536
DK	DENMARK	20 791 018	36 572 601	21 140 025	56 122 481
NO	NORWAY	5 019 461	10 584 947	11 247 164	29 937 280
SE	SWEDEN	3 344 779	14 468 355	12 662 659	41 703 182
FI	FINLAND	3 383 107	8 001 363	7 818 847	19 802 463
IE	IRELAND	2 877 678	7 267 962	4 576 407	12 946 473
IT	ITALY	112 449 879	373 785 930	123 637 545	398 657 642
ES	SPAIN	332 381 698	1 537 263 267	137 434 655	497 896 216
PT	PORTUGAL	4 933 587	13 684 895	14 147 962	37 512 286
IS	ICELAND	660	14 920	17 162	64 153
GR	GREECE	15 732 082	91 783 449	17 858 051	55 939 196
VA	VATICAN CITY STATE	2 710	2 710	8 604	8 604
AD	ANDORRA	-	1	-	417
LI	LIECHTENSTEIN	0	0	17	17
HU	HUNGARY	1 447 830	5 994 386	3 784 764	15 759 749
PL	POLAND	11 950 054	35 679 671	40 087 275	125 705 840
RO	ROMANIA	5 506 979	16 416 676	7 809 398	21 848 961
BG	BULGARIA	3 297 724	9 412 660	3 996 454	12 064 002
AL	ALBANIA	640 082	1 869 227	1 180 242	3 318 897
AM	ARMENIA	98 576	372 774	200 088	759 711
AZ	AZERBAIJAN	402 679	497 645	483 999	721 666
BY	BELARUS	1 724	111 174	25 746	792 899
KZ	KAZAKHSTAN	3 009 644	5 614 043	54 630 124	105 884 657
KG	KYRGYZSTAN	609 168	819 358	601 625	828 515
MD	MOLDOVA, REPUBLIC OF	72 981	126 306	85 773	150 707
TJ	TAJKISTAN	-	252 420	-	187 322
TM	TURKMENISTAN	177 844	695 770	270 140	778 436
UA	UKRAINE	115 483 873	156 787 411	37 718 048	66 533 925
UZ	UZBEKISTAN	543 846	1 048 547	702 045	1 473 178
LT	LITHUANIA	752 658	2 885 732	1 198 112	4 118 160
LV	LATVIA	20 906 175	67 271 881	14 477 135	42 913 837
EE	ESTONIA	11 101 251	37 455 133	7 641 159	27 341 297
GE	GEORGIA	1 763 781	9 724 978	2 972 454	13 481 254
HR	CROATIA	4 346 718	9 964 019	4 448 986	10 008 149
BA	BOSNIA AND HERZEGOVINA	3 325	171 822	190 940	469 938
MT	MALTA	305 088	749 838	370 169	1 481 657
SK	SLOVAKIA	54 997	382 477	1 412 972	4 928 580
SI	SLOVENIA	5 412 008	17 139 687	9 153 558	25 970 437
CZ	CZECH REPUBLIC	1 094 902	2 758 428	7 348 444	19 796 620
MK	REP. OF MACEDONIA	30 106	373 053	129 212	684 084
RU	RUSSIA FEDERATION	76 966 458	234 003 449	73 947 942	220 648 357
RS	SERBIA	399 008	1 030 034	934 871	3 149 507
ME	MONTENEGRO	559 092	1 206 107	613 980	1 243 157
JE	JERSEY	-	1	-	239
<b>TOTAL EKSPOR</b>		<b>57 554 311 500</b>	<b>161 609 750 176</b>	<b>14 121 915 788</b>	<b>40 605 690 563</b>

Sumber : dokumen PEB dan non PEB, diolah



Tabel 5 : Ekspor Indonesia menurut Provinsi dan Pelabuhan muat

April 2019

Pelabuhan	Pelabuhan Muat	Berat bersih / Net weight (Kg)		Nilai / Value F.O.B. ( U S \$ )	
		Bulan ini	Kumulatif	Bulan ini	Kumulatif
(1)	(2)	(3)	(4)	(5)	(6)
<b>ACEH</b>		<b>449 282 227</b>	<b>2 429 305 926</b>	<b>10 657 818</b>	<b>55 547 038</b>
IDLSW	LHOK SEUMAWE	849 675	2 843 606	218 791	780 263
IDMEQ	MEULABOH	442 202 000	2 396 848 000	9 838 321	49 894 713
IDBTJ	BLANG BINTANG (U)	575	3 828	5 486	33 702
IDAUN	BLANG LANCANG (ARUN)	6 229 977	9 560 820	595 219	4 388 344
IDKRU	KRUENG R. MALAHAYATI	-	20 029 673	-	342 875
IDKLS	KUALA LANGSA	-	20 000	-	107 142
<b>SUMATERA UTARA</b>		<b>702 920 091</b>	<b>3 094 143 260</b>	<b>607 115 242</b>	<b>2 523 216 975</b>
IDKNO	KUALA NAMU INTERNATIONAL AIRPORT (U)	551 492	1 966 272	7 258 999	22 291 345
IDPSU	PANGKALAN SUSU	13 000	26 000	130 000	273 000
IDBLW	BELAWAN	667 081 473	2 622 251 134	587 299 586	2 274 655 878
IDTJB	TANJUNG BALAI ASAHAN	2 010 936	8 157 642	1 543 399	6 441 503
IDPDO	PANGKALAN DODE		8 545		11 415
IDKTJ	KUALA TANJUNG	33 263 189	461 733 667	10 883 258	219 543 834
<b>SUMATERA BARAT</b>		<b>311 260 991</b>	<b>1 425 896 134</b>	<b>104 250 222</b>	<b>404 571 882</b>
IDTBY	PADANG/TL.BAYUR	311 250 913	1 425 842 093	104 208 819	404 388 958
IDPDG	PADANG / TABING (U)	10 078	54 041	41 403	182 924
<b>RIAU</b>		<b>1 826 661 722</b>	<b>7 677 804 760</b>	<b>972 515 063</b>	<b>3 855 920 675</b>
IDBAG	BAGAN SIAPI-API	-	4 000	-	569
IDPAI	PANIPAHAN	383 420	1 339 470	357 266	1 229 788
IDDUM	DUMAI	1 306 918 858	5 847 755 593	662 592 476	2 779 103 437
IDTMD	TANJUNG MEDANG	573 050	2 264 680	94 270	309 177
IDSEQ	SUNGAI PAKNING	27 552 000	58 052 000	16 761 596	35 490 096
IDBLS	BENGGALIS	253 600	1 111 600	23 042	80 720
IDSPA	SELAT PANJANG	4 623 425	17 676 839	759 402	2 877 418
IDSSI	SIK SRI INDRAPURA	20 691 504	105 927 295	1 998 075	8 848 589
IDPEK	PEKANBARU (RUMBAI)	8 328 101	37 599 266	483 030	2 122 215
IDSUQ	SUNGAI GUNTUNG	32 796 712	136 780 190	18 521 189	75 989 023
IDKGD	KUALA GAUNG	4 880 000	14 100 250	787 479	2 303 986
IDTEM	TEMBILAHAN	1 873 186	14 857 580	2 037 198	13 358 906
IDKEN	KUALA ENOK	9 510 762	37 268 307	3 364 943	15 692 636
IDRGA	RENGAT	3 000 058	3 000 058	1 261 585	1 261 585
IDPKU	SIMPANG TIGA (U)	50 160	144 654	18 481	53 759
IDPAK	PEKAN BARU	13 000	4 156 522	6 500	2 501 793
IDBUN	BUATAN	243 302 983	838 996 258	130 802 003	448 534 749
IDPWG	PERAWANG, SUMATRA	161 910 904	556 770 198	132 646 529	466 162 229
<b>JAMBI</b>		<b>352 680 582</b>	<b>1 486 504 727</b>	<b>81 756 546</b>	<b>326 938 432</b>
IDKTK	KUALA TUNGKAL	75 239 234	298 739 378	26 774 662	101 952 461
IDMSA	MUARA SABAK	213 043 250	753 464 680	5 490 150	25 735 071
IDDJM	JAMBI	64 398 098	434 300 669	49 491 733	199 250 900
<b>SUMATERA SELATAN</b>		<b>1 970 616 025</b>	<b>6 906 098 848</b>	<b>378 276 072</b>	<b>1 187 917 554</b>
IDPLS	PALEMBANG-KERTAPATI	73 792 062	256 268 259	4 309 169	13 167 712
IDPLA	PALEMBANG - PLAJU	36 822 565	173 748 738	16 846 569	71 524 696
IDPLM	SM. BADARUDDIN (U)	3 562	8 638	27 361	79 097
IDMRI	MUSI RIVER/BOOM BARU	1 859 997 836	6 476 073 213	357 092 973	1 103 146 049
<b>BENGGULU</b>		<b>224 370 545</b>	<b>870 957 064</b>	<b>10 660 225</b>	<b>42 996 875</b>
IDBKU	BENGGULU	-	5 300 000	-	280 900
IDPBA	PULAU BAAI	224 370 545	865 657 064	10 660 225	42 715 975

Tabel 5 : Ekspor Indonesia menurut Provinsi dan Pelabuhan muat

April 2019

Pelabuhan	Pelabuhan Muat	Berat bersih / Net weight (Kg)		Nilai / Value F.O.B. ( U S \$ )	
		Bulan ini	Kumulatif	Bulan ini	Kumulatif
(1)	(2)	(3)	(4)	(5)	(6)
<b>LAMPUNG</b>		<b>871 180 232</b>	<b>4 425 355 089</b>	<b>174 582 607</b>	<b>854 527 660</b>
IDTRH	TARAHAN	626 480 791	3 477 312 597	68 232 717	395 788 834
IDPJG	PANJANG	244 699 441	948 042 492	106 349 890	458 738 826
<b>KEPULAUAN BANGKA BELITUNG</b>		<b>43 278 267</b>	<b>204 967 386</b>	<b>123 187 594</b>	<b>463 050 927</b>
IDBLT	BELITUNG	500 000	500 000	90 000	90 000
IDMUO	MUNTOK	4 775 000	92 588 469	96 736 175	383 746 087
IDPGX	PANGKAL BALAM	3 005 180	9 495 700	12 663 708	34 673 593
IDTPD	TANJUNG PANDAN	2 700 000	5 445 100	310 500	891 600
IDMAN	MANGGAR-BELITUNG	32 298 087	96 938 117	13 387 211	43 649 647
<b>KEPULAUAN RIAU</b>		<b>1 990 264 641</b>	<b>8 681 433 436</b>	<b>418 476 656</b>	<b>3 024 635 652</b>
IDLBM	LOBAM	744 338	12 786 971	15 184 750	64 334 618
IDTBK	TANJUNG BALAI KARIMUN	605 541 809	2 979 661 266	36 571 893	330 533 775
IDPSS	PULAU SAMBU	2 581 833	3 731 011	1 690 074	3 996 954
IDTPN	TANJUNG PINANG	228 385	563 136 928	331 985	14 173 706
IDTER	TEREMPA	326 634 937	1 827 824 507	170 157 213	951 346 064
IDTBT	TANJUNG BATU, RIAU	379 700	1 601 700	177 651	788 090
IDSRN	SERASAN	12 679	45 715	29 515	149 916
IDMOR	MORO SULIT	-	221 500 000	-	7 448 402
IDBPD	BELAKANG PADANG	-	940 350 861	-	455 222 718
IDBTU	BATU AMPAR	37 634 114	194 075 371	81 801 566	576 367 197
IDTNJ	KIJANG	3 145 905	282 317 032	4 879 846	23 026 532
IDPAS	PASIR PANJANG	40 042 000	210 255 000	218 128	1 145 298
IDSKP	SEKUPANG	16 386 670	153 489 184	32 525 593	336 988 865
IDKAB	KABIL/PANAU	858 709 510	1 192 380 824	22 231 658	205 411 228
IDUNA	UDANG NATUNA	98 222 714	98 222 714	52 665 794	52 665 794
IDBTH	HANG NADIM (U)	46	54 352	10 990	1 036 495
<b>DKI JAKARTA</b>		<b>1 265 025 164</b>	<b>4 959 011 135</b>	<b>4 192 697 142</b>	<b>17 484 924 061</b>
IDTPP	TANJUNG PRIOK	1 255 114 627	4 915 680 815	3 758 268 338	15 344 795 169
IDJKT	JAKARTA / PASAR IKAN	7 745	54 520	67 306	531 797
IDCGK	SOEKARNO-HATTA (U)	9 902 792	43 275 801	434 361 498	2 139 597 095
<b>JAWA BARAT</b>		<b>30 866 588</b>	<b>167 281 274</b>	<b>15 013 634</b>	<b>74 044 522</b>
IDBDO	HUSEIN SASTRANEGARA (U)	28 406	87 688	210 232	812 535
IDBLG	BALONGAN	30 821 800	167 124 413	13 848 851	69 670 026
IDBND	GEDE BAGE-BANDUNG (PTT)	16 382	69 173	954 551	3 561 961
<b>JAWA TENGAH</b>		<b>252 727 167</b>	<b>1 012 387 941</b>	<b>542 155 266</b>	<b>2 203 147 672</b>
IDTES	TANJUNG EMAS	193 795 499	787 232 544	521 814 751	2 122 270 615
IDCXP	CILACAP	58 813 933	224 272 027	19 470 890	76 548 374
IDSRG	ACHMAD YANI (U)	88 728	425 652	685 651	3 185 101
IDS MR	SEMARANG (PTT)	28 677	456 666	161 280	1 070 486
IDSOC	SOLO/JEBRES/ADI SUMARMO (U)	330	1 053	22 694	73 095
<b>DI YOGYAKARTA</b>		<b>157 973</b>	<b>572 246</b>	<b>1 210 639</b>	<b>4 139 548</b>
IDJOG	ADI SUCIPTO (U)	157 973	572 246	1 210 639	4 139 548
<b>JAWA TIMUR</b>		<b>1 189 336 244</b>	<b>4 281 954 537</b>	<b>1 571 708 289</b>	<b>6 590 646 871</b>
IDTUB	TUBAN	280 567 629	835 032 155	108 593 411	442 384 139
IDGRE	GRESIK	190 607 651	610 934 091	91 446 725	297 158 860
IDTPE	TANJUNG PERAK	716 135 281	2 826 436 560	1 264 177 508	4 947 336 772
IDKLG	KALIANGET	-	1 007 740	-	13 491 860
IDSUB	JUANDA (U)-SURABAYA	1 160 003	4 486 630	106 651 948	886 103 661
IDSUR	SURABAYA (PTT)	865 680	4 057 126	838 696	4 169 094
IDMLG	ABDULRACHMAN SALEH (U)	-	235	-	2 485

Tabel 5 : Ekspor Indonesia menurut Provinsi dan Pelabuhan muat

April 2019

Pelabuhan	Pelabuhan Muat	Berat bersih / Net weight (Kg)		Nilai / Value F.O.B. ( U S \$ )	
		Bulan ini	Kumulatif	Bulan ini	Kumulatif
(1)	(2)	(3)	(4)	(5)	(6)
<b>BANTEN</b>		<b>381 422 185</b>	<b>1 865 515 149</b>	<b>159 980 133</b>	<b>654 726 839</b>
IDCIW	CIWANDAN	53 253 878	123 156 257	36 945 136	89 950 901
IDMRK	MERAK	157 884 849	889 162 695	40 526 023	143 334 523
IDTLN	TANJUNG LENENG	69 630 412	285 547 876	40 902 058	163 002 270
IDCGD	CIGADING	100 653 046	567 648 321	41 606 916	258 439 144
<b>BALI</b>		<b>1 352 907</b>	<b>5 774 914</b>	<b>27 847 253</b>	<b>104 601 046</b>
IDBOA	BENOA/LOLOAN	-	24 640	-	76 582
IDCBW	CELUKAN BAWANG	-	15 000	-	150 000
IDDPS	NGURAH RAI (U)	1 352 907	5 735 274	27 847 253	104 374 464
<b>NUSA TENGGARA BARAT</b>		<b>652</b>	<b>49 292 785</b>	<b>2 512</b>	<b>64 304 576</b>
IDBEN	BENETE	-	49 291 808	-	64 276 988
IDLOP	BANDARA UDARA INTERNASIONAL (LOMBOK)	652	977	2 512	27 588
<b>NUSA TENGGARA TIMUR</b>		<b>4 865 898</b>	<b>18 396 319</b>	<b>1 138 079</b>	<b>4 514 562</b>
IDATA	ATAPUPU	4 762 018	17 927 967	1 064 091	4 193 583
IDTEN	TENAU	103 880	468 352	73 988	320 979
<b>KALIMANTAN BARAT</b>		<b>1 281 170 506</b>	<b>4 580 812 163</b>	<b>105 362 297</b>	<b>365 888 683</b>
IDNBF	NANGA BADAU	11 402 000	61 223 000	5 250 488	28 057 164
IDPON	PONTIANAK	578 871 575	2 186 518 430	35 135 541	123 441 907
IDKTG	KETAPANG K. BARAT	111 000 042	111 000 042	2 675 248	2 675 248
IDTMO	TELOK MELANO	203 433 427	751 740 727	7 595 372	26 966 804
IDKDW	KENDAWANGAN	375 598 707	1 467 249 257	51 750 966	173 079 630
IDPNK	SUPADIO (U)	300	562	88 283	229 500
IDENT	ENTIKONG	574 005	1 898 632	645 605	2 644 756
IDJBB	JAGOIBABANG	290 451	1 181 514	2 220 795	8 793 674
<b>KALIMANTAN TENGAH</b>		<b>68 047 529</b>	<b>586 642 689</b>	<b>15 612 219</b>	<b>143 616 910</b>
IDPKN	PANGKALAN BUN	-	10 001 668	-	4 228 692
IDKUM	KUMAI	34 000 000	371 790 020	13 432 000	103 082 354
IDSMQ	SAMPIT	4 399 858	83 954 100	351 989	28 555 113
IDKKP	KUALA KAPUAS	-	2 998 780	-	1 137 288
IDPPS	PULANG PISAU	29 647 671	117 896 849	1 828 230	6 607 002
IDPKY	PANARU-PALANGKARAYA (U)	-	1 272	-	6 460
<b>KALIMANTAN SELATAN</b>		<b>12 160 977 718</b>	<b>51 086 561 177</b>	<b>669 700 202</b>	<b>2 693 198 422</b>
IDNPL	NORTH PULAU LAUT	280 578 000	1 530 868 000	19 605 078	101 374 070
IDSTU	SATUI	3 501 487 000	15 699 429 000	139 102 874	554 713 846
IDTAR	TARJUN	76 531 261	407 067 048	37 589 684	193 914 536
IDPUT	PULAU LAUT	45 471 834	503 019 405	23 575 322	114 229 889
IDBAN	BANJARMASIN	7 523 458 623	28 215 867 254	418 327 608	1 574 038 819
IDKTB	KOTABARU	291 420 000	3 137 916 000	12 006 625	86 244 800
IDASA	ASAM ASAM	442 031 000	1 592 394 470	19 493 012	68 682 463
<b>KALIMANTAN TIMUR</b>		<b>21 793 048 964</b>	<b>87 549 309 485</b>	<b>1 333 026 131</b>	<b>5 475 371 808</b>
IDKRG	KARIANGAU	-	162 460	-	167 131
IDTBA	TANJUNG BARA, KL	3 955 929 000	15 997 991 000	222 831 311	906 831 117
IDBPP	BALIKPAPAN	2 269 693 540	8 005 099 653	213 718 419	682 951 364
IDSRD	SAMARINDA	7 696 302 102	31 306 561 923	398 420 989	1 577 305 549
IDTRD	TANJUNG REDEP	3 214 608 652	13 042 883 918	178 675 092	680 321 700
IDTGR	PASIR/TANAH GROGOT	815 300	815 300	244 325	244 325
IDBPN	SEPINGGAN (U)	32 117	104 900	202 951	611 230
IDBTG	BONTANG	1 449 587 253	6 578 448 331	181 348 659	1 127 318 695
IDADB	ADANG BAY	2 095 417 000	8 241 771 000	101 636 220	367 416 142
IDSKI	SANGKULIRANG	1 110 664 000	4 375 471 000	35 948 165	132 204 557

Tabel 5 : Ekspor Indonesia menurut Provinsi dan Pelabuhan muat

April 2019

Pelabuhan	Pelabuhan Muat	Berat bersih / Net weight (Kg)		Nilai / Value F.O.B. ( U S \$ )	
		Bulan ini	Kumulatif	Bulan ini	Kumulatif
(1)	(2)	(3)	(4)	(5)	(6)
<b>KALIMANTAN UTARA</b>		<b>1 486 910 901</b>	<b>6 332 058 781</b>	<b>77 069 572</b>	<b>332 139 431</b>
IDTJS	TANJUNG SELOR	265 344 000	505 530 960	4 853 087	12 289 644
IDLIN	LINGKAS TARAKAN	1 062 937 447	4 485 530 345	62 118 007	264 296 745
IDNNX	NUNUKAN	26 829 454	256 715 362	7 952 324	40 394 951
IDBYQ	BUNYU	131 800 000	1 084 182 000	2 146 153	14 998 794
IDTRK	TARAKAN (U)	-	87 438	-	147 148
IDJUA	JUATA TARAKAN	-	12 677	-	12 149
<b>SULAWESI UTARA</b>		<b>110 497 977</b>	<b>349 730 962</b>	<b>25 372 431</b>	<b>143 032 171</b>
IDLIR	LIRUNG	74	331	14 701	58 384
IDAMU	AMURANG	18 200 825	74 154 275	9 518 104	38 290 039
IDBIT	BITUNG	27 385 539	208 904 731	13 042 157	99 431 856
IDPET	PETTA	23 832	1 716 658	278 400	2 047 956
IDMDC	SAM RATULANGI (U)	19 102	86 362	183 800	868 666
IDLUK	LABUHAN UKI	64 868 605	64 868 605	2 335 270	2 335 270
<b>SULAWESI TENGAH</b>		<b>824 597 609</b>	<b>3 379 808 581</b>	<b>446 670 314</b>	<b>1 922 544 722</b>
IDLWU	LUWUK	285 829 934	1 100 802 084	118 416 464	517 919 940
IDKLD	KOLONEDALE	436 208 497	1 951 596 411	276 444 757	1 243 383 907
IDPAT	PANTOLOAN	102 559 178	327 410 086	51 809 094	161 240 875
<b>SULAWESI SELATAN</b>		<b>185 472 258</b>	<b>656 763 063</b>	<b>71 020 371</b>	<b>290 858 215</b>
IDMAK	MAKASSAR	34 571 836	99 699 114	27 135 243	87 281 646
IDPAP	PARE-PARE	45 900 166	92 400 166	1 652 406	3 326 406
IDUJU	UJUNG PANDANG	3 012 417	19 435 702	2 095 627	20 155 887
IDMLI	MALILI, SULAWESI	4 429 627	21 640 751	36 089 228	162 516 804
IDBKI	BIRING KASSI	97 457 837	423 176 792	3 627 852	15 565 886
IDUPG	HASANUDDIN (U)	100 375	410 539	420 014	2 011 586
<b>SULAWESI TENGGARA</b>		<b>674 089 869</b>	<b>3 890 175 422</b>	<b>147 721 701</b>	<b>415 947 551</b>
IDKDR	KENDARI	344 775 922	1 864 688 481	127 318 221	331 665 575
IDPUM	POMALAA	329 313 947	2 025 486 941	20 403 480	84 281 975
<b>GORONTALO</b>		-	<b>11 400 752</b>	-	<b>1 219 880</b>
IDGOR	GORONTALO	-	11 400 752	-	1 219 880
<b>SULAWESI BARAT</b>		-	<b>11 100 685</b>	-	<b>1 365 329</b>
IDMJU	MAMUJU	-	11 100 685	-	1 365 329
<b>MALUKU</b>		-	<b>44 200</b>	-	<b>408 850</b>
IDLUV	TUAL	-	25 100	-	232 175
IDDBO	DOBO	-	19 100	-	176 675
<b>MALUKU UTARA</b>		<b>1 308 517 460</b>	<b>3 558 785 837</b>	<b>61 812 035</b>	<b>231 573 131</b>
IDGEB	GEBE	-	332 940 610	-	20 303 296
IDOZI	MOROTAI I	53 650 000	53 650 000	1 854 144	1 854 144
IDOBI	OBI ISLAND	1 254 867 460	2 945 048 227	59 957 891	198 058 341
IDTAX	TALIABU	-	227 147 000	-	11 357 350
<b>PAPUA BARAT</b>		<b>350 495 320</b>	<b>1 927 861 301</b>	<b>114 839 271</b>	<b>752 985 073</b>
IDMKW	MANOKWARI	91 339 809	245 443 007	3 564 015	9 231 478
IDNTI	BINTUNI, IRIAN JAYA	259 155 511	1 682 418 294	111 275 256	743 753 595

Tabel 5 : Ekspor Indonesia menurut Provinsi dan Pelabuhan muat

April 2019

Pelabuhan	Pelabuhan Muat	Berat bersih / Net weight (Kg)		Nilai / Value F.O.B. ( U S \$ )	
		Bulan ini	Kumulatif	Bulan ini	Kumulatif
(1)	(2)	(3)	(4)	(5)	(6)
<b>PAPUA</b>		<b>108 854 961</b>	<b>346 993 322</b>	<b>158 076 394</b>	<b>530 680 949</b>
IDJYP	JAYAPURA	146 791	664 316	129 443	767 905
IDZRI	SERUI	14 048 723	36 257 863	9 109 686	25 190 234
IDMKQ	MERAUKE	8 340 812	8 340 812	3 407 402	3 407 402
IDTIM	AMAMAPARE	85 000 000	260 010 680	144 737 979	479 868 420
IDDJJ	JAYAPURA / SENTANI (U)	1 635	1 875	16 884	25 438
IDBXD	BADE, IRIAN JAYA	-	39 405 776	-	20 291 549
IDKMM	KIMAM, IRIAN JAYA	1 317 000	2 312 000	675 000	1 130 000
	<b>TOTAL EKSPOR</b>	<b>52 220 951 175</b>	<b>213 830 701 351</b>	<b>12 619 513 929</b>	<b>53 225 204 492</b>

Sumber : dokumen PEB dan non PEB, diolah

<https://www.bps.go.id>

# DATA

MENCERDASKAN BANGSA

<https://www.bps.go.id>



**BADAN PUSAT STATISTIK**

Jl. dr. Sutomo No. 6-8 Jakarta 10710  
Telp : (021) 3841195, 3842508, 3810291-4, Fax : (021) 3857046  
Homepage : <http://www.bps.go.id> E-mail : [bpshq@bps.go.id](mailto:bpshq@bps.go.id)

