



Katalog/Catalog : 7199001



STATISTIK UPAH BURUH TANI di Perdesaan

The Statistics of Farm Wages in Rural Areas

2018



BADAN PUSAT STATISTIK
Statistics Indonesia



**STATISTIK UPAH BURUH TANI
di Perdesaan**

The Statistics of Farm Wages in Rural Areas

2018

Statistik Upah Buruh Tani di Perdesaan 2018

Statistics of Farm Wages in Rural Area 2018

ISSN: 1829-8826

No. Publikasi/*Publication Number*: 06240.1904

Katalog/*Catalogue*: 7199001

Ukuran Buku/*Book Size*: 21 x 29,7 cm

Jumlah Halaman/*Number of Pages*: x + 92 halaman/*pages*

Naskah/*Manuscript*:

Subdirektorat Statistik Harga Pedesaan

Sub-directorate of Rural Price Statistics

Penyunting/*Editor*:

Subdirektorat Statistik Harga Pedesaan

Sub-directorate of Rural Price Statistics

Desain Kover oleh/*Cover Designed by*:

Subdirektorat Statistik Harga Pedesaan

Sub-directorate of Rural Price Statistics

Penerbit/*Published by*:

BPS RI/BPS-Statistics Indonesia

Pencetak/*Printed by*:

BPS RI/BPS-Statistics Indonesia

Sumber Ilustrasi/*Graphics by*:

Subdirektorat Statistik Harga Pedesaan

Sub-directorate of Rural Price Statistics

Dilarang mengumumkan, mendistribusikan, mengkomunikasikan, dan/atau menggandakan sebagian atau seluruh isi buku ini untuk tujuan komersial tanpa izin tertulis dari Badan Pusat Statistik

Prohibited to announce, distribute, communicate, and/or copy part or all of this book for commercial purposes without permission from BPS-Statistics Indonesia

KATA PENGANTAR

Publikasi Statistik Upah Buruh Tani di Perdesaan 2018 ini disajikan oleh Badan Pusat Statistik (BPS) sebagai kelanjutan dari publikasi tahun-tahun sebelumnya. Publikasi ini merupakan penyempurnaan dan pengembangan dari publikasi sebelumnya yang menyajikan data series upah buruh tani perdesaan tahun 2018. Penerbitan publikasi ini dimaksudkan untuk mengetahui secara umum dan berkesinambungan tentang kondisi upah buruh tani dari lima subsektor, yaitu subsektor tanaman pangan, tanaman hortikultura, tanaman perkebunan rakyat, peternakan, dan perikanan yang mencakup seluruh provinsi di Indonesia, kecuali DKI Jakarta.

Publikasi ini dapat terwujud berkat kerjasama dan partisipasi dari berbagai pihak. Kepada semua pihak yang telah memberikan kontribusi, disampaikan penghargaan dan terima kasih. Semoga publikasi yang disajikan bermanfaat bagi pengguna data dan dapat dijadikan acuan dalam pengambilan kebijakan. Kami mengharapkan tanggapan dan saran dari para pengguna publikasi ini untuk perbaikan pada edisi yang akan datang.

Jakarta, Maret 2019

Kepala Badan Pusat Statistik
Republik Indonesia



Dr. Suhariyanto


PREFACE

Statistics of Farm Wages in Rural Areas 2018 is published by BPS-Statistics Indonesia as the continuation of the previous year reports. This publication is the improvement and expansion of the previous publications presenting the data series of rural farm wages in 2018. The publications are intended to show the general overview of farm laborer conditions at the five sub-sectors, namely food crops, horticultural crops, smallholder estate crops, animal husbandry, and fisheries covering all provinces in Indonesia, except DKI Jakarta.

The release of publication has been made possible due to the assistance and contribution of various parties. To all the parties who have been involved in the completion of this publication, I would like to express my high appreciation and gratitude. Hopefully, this publication provides benefits for data users and can be used as a reference in policy making. Feedback and suggestions to improve the publication are always welcome.

Jakarta, March 2019

BPS-Statistics Indonesia
Chief Statistician



Dr. Suhariyanto

Daftar Isi/*List of Content*

	<i>Hal/Page</i>
Kata Pengantar/ <i>Preface</i>	iii
Daftar Isi/ <i>List Of Content</i>	v
Daftar Tabel/ <i>List Of Tables</i>	vii
1 Pendahuluan/ <i>Introduction</i>	1
1.1. Latar Belakang/ <i>Background</i>	1
1.2. Tujuan/ <i>Purpose</i>	2
1.3. Ruang Lingkup/ <i>Scope</i>	2
2 Konsep, Definisi dan Metodologi Pengumpulan Data/ <i>Concept, Definition and Methodology of Data Collection</i>	3
3 Infografis Statistik Upah Buruh Tani di Perdesaan 2017/ <i>Infographic of Farm Wages Statistics in Rural Area 2018</i>	7
4 Ulasan Singkat/ <i>Review</i>	9
Tabel-tabel/ <i>Tables</i>	15

Daftar Tabel/List of Tables

		Hal/Page
Tabel 1.1	Upah Buruh Tani Nasional, 2017 (Rp/Hari) <i>National Wages Of Farm Laborers, 2017 (Rupiahs/Day)</i>	17
Tabel 1.2	Upah Buruh Tani Nasional, 2018 (Rp/Hari) <i>National Wages Of Farm Laborers , 2018 (Rupiahs/Day)</i>	19
Tabel 1.3	Rata-rata Upah Buruh Tani Nasional (Rp/Hari), 2014-2018 <i>Average of National Wages Of Farm Laborers (Rupiahs/Day), 2013-2018</i>	21
Tabel 2.1	Upah Buruh Tani Subsektor Tanaman Pangan, 2018 Mencangkul (Rp/Hari) <i>Wages Of Farm Laborers Of Food Crops Subsector, 2018 Hoeing (Rupiahs/Day)</i>	25
Tabel 2.2	Upah Buruh Tani Subsektor Tanaman Pangan, 2018 Membajak (Rp/Hari) <i>Wages Of Farm Laborers Of Food Crops Subsector, 2018 Plowing (Rupiahs/Day)</i>	27
Tabel 2.3	Upah Buruh Tani Subsektor Tanaman Pangan, 2018 Menanam (Rp/Hari) <i>Wages Of Farm Laborers Of Food Crops Subsector, 2018 Planting (Rupiahs/Day)</i>	29
Tabel 2.4	Upah Buruh Tani Subsektor Tanaman Pangan, 2018 Merambat (Rp/Hari) <i>Wages Of Farm Laborers Of Food Crops Subsector, 2018 Weeding (Rupiahs/Day)</i>	31
Tabel 2.5	Upah Buruh Tani Subsektor Tanaman Pangan, 2018 Memanen (Rp/Hari) <i>Wages Of Farm Laborers Of Food Crops Subsector, 2018 Harvesting (Rupiahs/Day)</i>	33
Tabel 2.6	Upah Buruh Tani Subsektor Tanaman Pangan, 2018 Pemupukan (Rp/Hari) <i>Wages Of Farm Laborers Of Food Crops Subsector, 2018 Fertilizing (Rupiahs/Day)</i>	35
Tabel 2.7	Upah Buruh Tani Subsektor Tanaman Pangan, 2018 Penyemprotan Organisme Pengganggu Tanaman (Rp/Hari) <i>Wages Of Farm Laborers Of Food Crops Subsector, 2018 Spraying (Rupiahs/Day)</i>	37
Tabel 2.8	Upah Buruh Tani Subsektor Tanaman Pangan, 2018 Perontokan (Rp/Hari) <i>Wages Of Farm Laborers Of Food Crops Subsector, 2018 Defoliation (Rupiahs/Day)</i>	41
Tabel 3.1	Upah Buruh Tani Subsektor Tanaman Hortikultura, 2018 Mencangkul (Rp/Hari) <i>Wages Of Farm Laborers Of Horticulture Crops Subsector, 2018 Hoeing (Rupiahs/Day)</i>	43
Tabel 3.2	Upah Buruh Tani Subsektor Tanaman Hortikultura, 2018 Membajak (Rp/Hari) <i>Wages Of Farm Laborers Of Horticulture Crops Subsector, 2018 Plowing (Rupiahs/Day)</i>	45

Tabel 3.3	Upah Buruh Tani Subsektor Tanaman Hortikultura, 2018 Menanam (Rp/Hari) <i>Wages Of Farm Laborers Of Horticulture Crops Subsector, 2018 Planting (Rupiahs/Day)</i>	47
Tabel 3.4	Upah Buruh Tani Subsektor Tanaman Hortikultura, 2018 Merambet (Rp/Hari) <i>Wages Of Farm Laborers Of Horticulture Crops Subsector, 2018 Weeding (Rupiahs/Day)</i>	49
Tabel 3.5	Upah Buruh Tani Subsektor Tanaman Hortikultura, 2018 Memanen (Rp/Hari) <i>Wages Of Farm Laborers Of Horticulture Crops Subsector, 2018 Harvesting (Rupiahs/Day)</i>	51
Tabel 3.6	Upah Buruh Tani Subsektor Tanaman Hortikultura, 2018 Pemupukan (Rp/Hari) <i>Wages Of Farm Laborers Of Horticulture Crops Subsector, 2018 Fertilizing (Rupiahs/Day)</i>	53
Tabel 3.7	Upah Buruh Tani Subsektor Tanaman Hortikultura, 2018 Penyemprotan Organisme Pengganggu Tanaman (Rp/Hari) <i>Wages Of Farm Laborers Of Horticulture Crops Subsector, 2018 Spraying (Rupiahs/Day)</i>	55
Tabel 3.8	Upah Buruh Tani Subsektor Tanaman Hortikultura, 2018 Perontokan (Rp/Hari) <i>Wages Of Farm Laborers Of Horticulture Crops Subsector, 2018 Defoliation (Rupiahs/Day)</i>	57
Tabel 4.1	Upah Buruh Tani Subsektor Tanaman Perkebunan Rakyat, 2018 Mencangkul (Rp/Hari) <i>Wages Of Farm Laborers Of Smallholders Estate Crops Subsector, 2018 Hoeing (Rupiahs/Day)</i>	61
Tabel 4.2	Upah Buruh Tani Subsektor Tanaman Perkebunan Rakyat, 2018 Menanam (Rp/Hari) <i>Wages Of Farm Laborers Of Smallholders Estate Crops Subsector, 2018 Planting (Rupiahs/Day)</i>	63
Tabel 4.3	Upah Buruh Tani Subsektor Tanaman Perkebunan Rakyat, 2018 Merambet (Rp/Hari) <i>Wages Of Farm Laborers Of Smallholders Estate Crops Subsector, 2018 Weeding (Rupiahs/Day)</i>	65
Tabel 4.4	Upah Buruh Tani Subsektor Tanaman Perkebunan Rakyat, 2018 Memanen (Rp/Hari) <i>Wages Of Farm Laborers Of Smallholders Estate Crops Subsector, 2018 Harvesting (Rupiahs/Day)</i>	67
Tabel 4.5	Upah Buruh Tani Subsektor Tanaman Perkebunan Rakyat, 2018 Pemupukan (Rp/Hari) <i>Wages Of Farm Laborers Of Smallholders Estate Crops Subsector, 2018 Fertilizing (Rupiahs/Day)</i>	69
Tabel 4.6	Upah Buruh Tani Subsektor Tanaman Perkebunan Rakyat, 2018 Penjemuran (Rp/Hari) <i>Wages Of Farm Laborers Of Smallholders Estate Crops Subsector, 2018 Drying (Rupiahs/Day)</i>	71
Tabel 4.7	Upah Buruh Tani Subsektor Tanaman Perkebunan Rakyat, 2018 Penyemprotan Organisme Pengganggu Tanaman (Rp/Hari) <i>Wages Of Farm Laborers Of Smallholders Estate Crops Subsector, 2018 Spraying (Rupiahs/Day)</i>	73
Tabel 4.8	Upah Buruh Tani Subsektor Tanaman Perkebunan Rakyat, 2018 Pembibitan (Rp/Hari) <i>Wages Of Farm Laborers Of Smallholders Estate Crops Subsector, 2018 Seeding (Rupiahs/Day)</i>	75

Tabel 5.1	Upah Buruh Tani Subsektor Peternakan, 2018 Pemeliharaan (Rp/Hari) <i>Wages Of Farm Laborers Of Animal Husbandry Subsector, 2018</i> <i>Breeding/Rearing (Rupiahs/Day)</i>	79
Tabel 5.2	Upah Buruh Tani Subsektor Peternakan, 2018 Mencari Rumpuk (Rp/Hari) <i>Wages Of Farm Laborers Of Animal Husbandry Subsector, 2018</i> <i>Collecting Hay (Rupiahs/Day)</i>	81
Tabel 5.3	Upah Buruh Tani Subsektor Peternakan, 2018 Menggembala Ternak (Rp/Hari) <i>Wages Of Farm Laborers Of Animal Husbandry Subsector, 2018</i> <i>Herding Cattle (Rupiahs/Day)</i>	83
Tabel 6.1	Upah Buruh Tani Subsektor Perikanan-Tangkap, 2018 Membersihkan Kapal (Rp/Hari) <i>Wages Of Farm Laborers Of Fishery Subsector-Fish Capture, 2018</i> <i>Boat Cleaning (Rupiahs/Day)</i>	87
Tabel 6.2.1	Upah Buruh Tani Subsektor Perikanan-Budidaya, 2018 Membajak (Rp/Hari) <i>Wages Of Farm Laborers Of Fishery Subsector-Aquaculture, 2018</i> <i>Plowing (Rupiahs/Day)</i>	89
Tabel 6.2.2	Upah Buruh Tani Subsektor Perikanan-Budidaya, 2018 Pemanenan (Rp/Hari) <i>Wages Of Farm Laborers Of Fishery Subsector-Aquaculture, 2018</i> <i>Harvesting (Rupiahs/Day)</i>	91

BAB 1

PENDAHULUAN

1.1. Latar Belakang

Sebagai negara agraris, sektor pertanian memegang peranan yang cukup penting dalam kehidupan perekonomian masyarakat Indonesia, khususnya masyarakat yang tinggal di wilayah perdesaan. Hingga saat ini sebagian besar penduduk Indonesia masih tinggal di perdesaan dan mayoritas menggantungkan hidup mereka pada sektor pertanian.

Persentase jumlah rumah tangga pertanian berdasarkan hasil Sensus Pertanian 2013 dibandingkan dengan jumlah rumah tangga Indonesia hasil Sensus Penduduk 2010 mencapai sekitar 42,73 persen. Buruh tani sebagai salah satu komponen pada sektor pertanian, mempunyai kontribusi yang cukup besar dalam menentukan keberhasilan sektor ini.

Namun pada kenyataannya, keberhasilan sektor pertanian tidak selalu diikuti oleh meningkatnya kesejahteraan buruh tani terutama dalam situasi perekonomian Indonesia saat ini. Hal tersebut disebabkan masih rendahnya upah buruh di Indonesia, sementara harga barang-barang untuk memenuhi kebutuhan hidup sehari-hari semakin tinggi.

Pengumpulan data mengenai upah buruh tani di perdesaan merupakan salah satu kegiatan rutin yang dilaksanakan Subdirektorat Statistik Harga Perdesaan. Pengumpulan data tersebut terkait dengan Survei Harga Perdesaan

CHAPTER 1

INTRODUCTION

1.1 Background

As an agricultural country, the agricultural sector plays a fairly important role in the economic life of the Indonesian people, especially people who live in rural areas. Until now the most of Indonesian still live in rural areas and the majority of their livelihood is on agriculture sector.

Percentage of agricultural households based on the Agricultural Census 2013 compared to the number of Indonesian household based on The Population Census 2010 reached approximately 42.73 percent. Farm laborers as a component of the agricultural sector, has a substantial contribution in determining the success of this sector.

But in fact, the success of the farm sector is not always followed by the growing prosperity of farm laborers, especially in the current situation of the Indonesian economy. This is due to the low of labor wages in Indonesia, while the price of goods to meet the needs of daily living is getting higher.

Collecting data on wages of farm labors in rural areas is a regular activity performed by Sub-Directorate of Rural Price Statistics. The data collection related to the Rural Price Survey conducted every month in all provinces

yang dilakukan setiap bulan di seluruh provinsi di Indonesia.

1.2. Tujuan

Tujuan penerbitan publikasi ini adalah untuk mengetahui secara umum dan berkesinambungan tentang kondisi upah buruh tani di pedesaan yang dalam hal ini terdiri atas lima subsektor, yaitu Subsektor Tanaman Pangan, Hortikultura, Tanaman Perkebunan Rakyat, Peternakan, dan Perikanan selama periode Januari sampai dengan Desember 2018.

1.3. Ruang Lingkup

Publikasi ini menyajikan data upah dari lima subsektor yaitu Subsektor Tanaman Pangan (8 jenis kegiatan), Tanaman Hortikultura (8 jenis kegiatan), Tanaman Perkebunan Rakyat (8 jenis kegiatan), Peternakan (3 jenis kegiatan), dan Perikanan (3 jenis kegiatan) yang dikerjakan buruh tani. Seluruh kegiatan di atas merupakan kegiatan yang banyak dilakukan oleh buruh lepas di pedesaan di setiap subsektor. Seluruh jenis kegiatan yang disajikan di dalam publikasi ini didasarkan pada dua aspek yaitu mutu data bulanan yang dikumpulkan serta tingkat kontinuitas pengiriman data yang diterima.

Dengan demikian, data yang disajikan diharapkan dapat memberi gambaran yang baik mengenai keadaan buruh tani di Indonesia.

in Indonesia.

1.2 Purpose

The purpose of this publication is to generally and continuously determining the farm laborer conditions in rural areas which in this case consists of five subsectors, namely Food Crops, Horticulture Crops, Smallholder Estate Crops, Animal Husbandry and Fishery during the period of January to December 2018.

1.3. Scope

This publication presents the wage data from five subsectors which are Food Crops (8 types of activities), Horticulture Crops (8 types of activities), Smallholder Estate Crops (8 types of activities), Animal Husbandry (3 types of activities), and Fishery (3 types of activities), done by Farm laborer. The activities are done by casual workers in rural areas in each subsector. All types of activities presented in this publication are based on two aspects: the quality of monthly data collected and the continuity of data transmission rate that has been accepted.

Thus, the data collected is expected to give a good overview of the farm laborers in Indonesia.

BAB 2
KONSEP, DEFINISI DAN
METODOLOGI PENGUMPULAN
DATA

2.1. Konsep dan Definisi

Beberapa konsep dan definisi yang digunakan dalam penghitungan upah buruh tani, antara lain :

1. **Buruh** adalah seseorang yang melakukan kegiatan/pekerjaan dengan tidak menanggung resiko terhadap hasil produksi dan bertujuan mendapatkan upah.
2. **Upah** adalah balas jasa baik berupa uang atau barang yang diberikan langsung kepada buruh untuk suatu pekerjaan/jasa yang telah dilakukan. Upah yang disajikan di sini adalah upah yang diberikan dalam bentuk uang per orang dalam satu hari. Upah buruh didalam publikasi ini tidak dikaitkan dengan kriteria umur, tingkat pendidikan dan lain sebagainya
3. **Mencangkul** adalah suatu kegiatan mengolah lahan dengan menggunakan cangkul.
4. **Membajak** adalah suatu kegiatan mengolah lahan dengan menggunakan bajak dan garu, baik dengan

CHAPTER 2
CONCEPT, DEFINITION AND
METHODOLOGY OF DATA
COLLECTION

2.1. Concept and Definition

Some concepts and definitions used in the calculation of farm labour wages, such as:

1. **Laborer** is a person who works to bear no risk on the result of production and aims to earn wages.
2. **Wages** are remuneration in cash or goods provided directly to workers for a work/services that have been performed. Wages that presented here is a given wage in cash per person for a day of work. Laborer wages that are presented here are not associated with the criteria of age, education level, etc.
3. **Hoeing** is an activity using a hoe to cultivate the land.
4. **Plowing** is an activity cultivate the land using the plow and harrow, either by driving tractors or animals.

penggerak traktor atau hewan.

5. **Menanam** adalah suatu kegiatan penebaran benih/bibit sampai dengan penanaman di lahan pertanian.
 6. **Menyiangi/Merambat** adalah suatu kegiatan membersihkan tanaman liar seperti rumput, semanggi, eceng gondok, dan lain sebagainya di antara pokok tanaman pertanian.
 7. **Menuai/Memanen** adalah suatu kegiatan memungut/memetik hasil dari produk pertanian yang telah siap dipetik/dipanen.
 8. **Pemupukan** adalah suatu kegiatan pemberian bahan penyubur pada tanah dengan maksud memperbaiki atau meningkatkan kesuburan tanah.
 9. **Penjemuran** adalah suatu kegiatan menjemur hasil-hasil panen.
 10. **Pemeliharaan hewan ternak** adalah suatu kegiatan memelihara hewan ternak seperti pemberian pakan, pemberian obat-obatan, menjaga areal dan sebagainya.
5. ***Planting** is an activity seeding/planting seeds to land/field.*
 6. ***Weeding** is an activity weeds clearing such as grass, clover, water hyacinth, and others among the staple crops.*
 7. ***Reaping/Harvesting** is an activity picking/strumming result of farm products that are ready to be picked/harvested.*
 8. ***Fertilization** is an activity to deliver fertilizer to the soil material with the intention of repairing or improving soil fertility.*
 9. ***Drying** is a season activity of harvest products.*
 10. ***Breeding/Rearing** is an activity of raising Animal Husbandry such as feeding, giving medications, maintaining the area and so on.*

11. **Mencari rumput** adalah suatu kegiatan mencari rumput untuk makanan ternak.
12. **Menggembala ternak** adalah suatu kegiatan menjaga ternak ketika ternak itu sedang di padang rumput dan sebagainya.
13. **Membersihkan kapal** suatu kegiatan untuk membersihkan kapal dengan cara mencuci, menyapu, menggosok, dan sebagainya.

11. Collecting hay is a looking for grass activity for fodder of Animal husbandry.

12. Herding the cattle is an activity to keep the cattle when the cattle are on pasture etc.

13. Boat Cleaning is an activity to clean the ship by washing, sweeping, scrubbing, etc.

2.2. Metodologi Pengumpulan Data

Pencacahan dan pengumpulan data upah buruh tani dilakukan melalui wawancara langsung dengan responden menggunakan Daftar HD-1 s.d HD-5. Pencacahan dilakukan setiap bulan oleh petugas pencacah yaitu Koordinator Statistik Kecamatan (KSK) yang bertugas di masing-masing kecamatan yang terpilih sebagai sampel.

Data upah yang dicatat dirinci berdasarkan upah berupa uang, makan, minum, rokok, dan lainnya (yang dikonversi ke dalam rupiah). Namun yang disajikan pada publikasi ini hanya **data upah berupa uang.**

2.2. Methodology of Data Collection

Enumeration and data collection of wages of Farm laborer is conducted through direct interviews with respondents using a list of HD-1 to HD-5. Enumeration is conducted every month by Statistics Coordinator at Sub-district level.

*Data recorded wages broken down by wages in money, eating, drinking, smoking, and the other (which is converted into rupiah). Nevertheless, data which is presented in this publication is **the wages data in the form of cash only.***

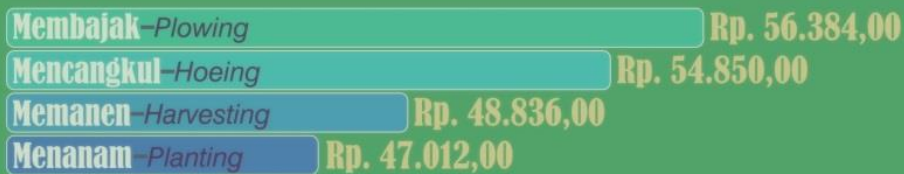
RINGKASAN UPAH BURUH TANI

DI PERDESAAN 2019

Review of Farm Wages Statistics in Rural Area 2019



TANAMAN PANGAN *Food Crops*



HORTIKULTURA *Horticulture Crops*



TANAMAN PERKEBUNAN RAKYAT *Smallholder Estate Crops*



Perikanan *Fishery*

Membajak Lahan *Plowing*
Rp. 55.415,00



Memanen *Harvesting*
Rp. 52.588,00

Membersihkan Kapal *Boat Cleaning*
Rp. 46.625,00

Peternakan *Animal Husbandry*



Pemeliharaan *Breeding*
Rp. 42.894,00

Menggembala Ternak *Herding Cattle*
Rp. 51.827,00

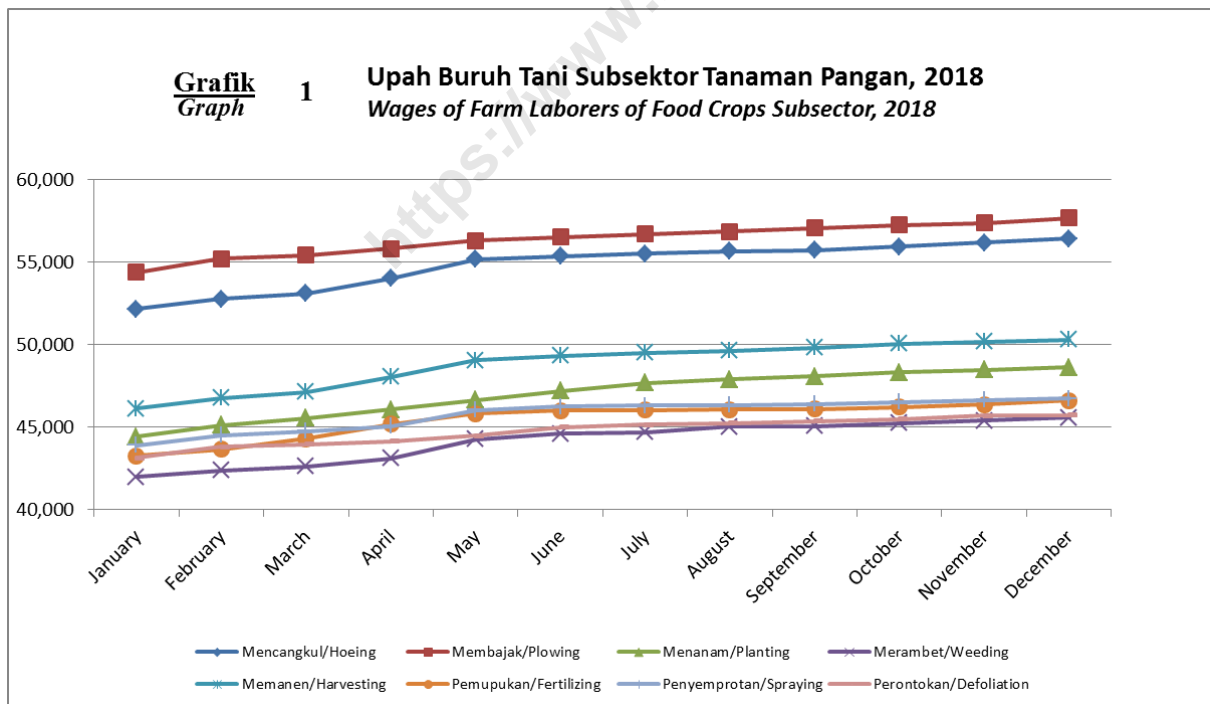
Mencari Rumput *Collecting Hay*
Rp. 33.201,00

BAB 3
ULASAN SINGKAT

CHAPTER 3
REVIEW

Publikasi Upah Buruh Tani di Perdesaan 2018 menampilkan data rata-rata upah buruh tani selama 2018. Data yang ditampilkan pada publikasi ini merupakan data rata-rata upah buruh tani dari lima subsektor pertanian, yaitu Subsektor Tanaman Pangan, Subsektor Tanaman Hortikultura, Subsektor Tanaman Perkebunan Rakyat, Subsektor Peternakan, dan Subsektor Perikanan. Masing-masing subsektor tersebut mempunyai beragam jenis kegiatan buruh tani yang mempunyai karakteristik berbeda satu sama lain.

Publication of Wages of Farm Laborers in Rural Areas 2018 shows the average wages of farm laborers during the year of 2018. Data shown in this publication is the average wages of farm laborers in five Agricultural subsectors, namely Food Crops, Horticulture Crops, Smallholder Estate Crops, Animal Husbandry, and Fishery. Each of these subsectors has various types of farm activities that have different characteristics from each other.



1. Subsektor Tanaman Pangan

Upah buruh tani yang tercakup dalam subsektor ini terdiri dari 8 jenis kegiatan.

1. Food Crops Subsector

Wages of farm laborers that included in this subsector consists of 8 types of activities.

Rata-rata upah merambat merupakan rata-rata upah buruh tani terendah selama tahun 2018, yaitu sebesar Rp44.171,00, sedangkan rata-rata upah buruh tani tertinggi dimiliki oleh upah buruh membajak yaitu sebesar Rp56.384,00.

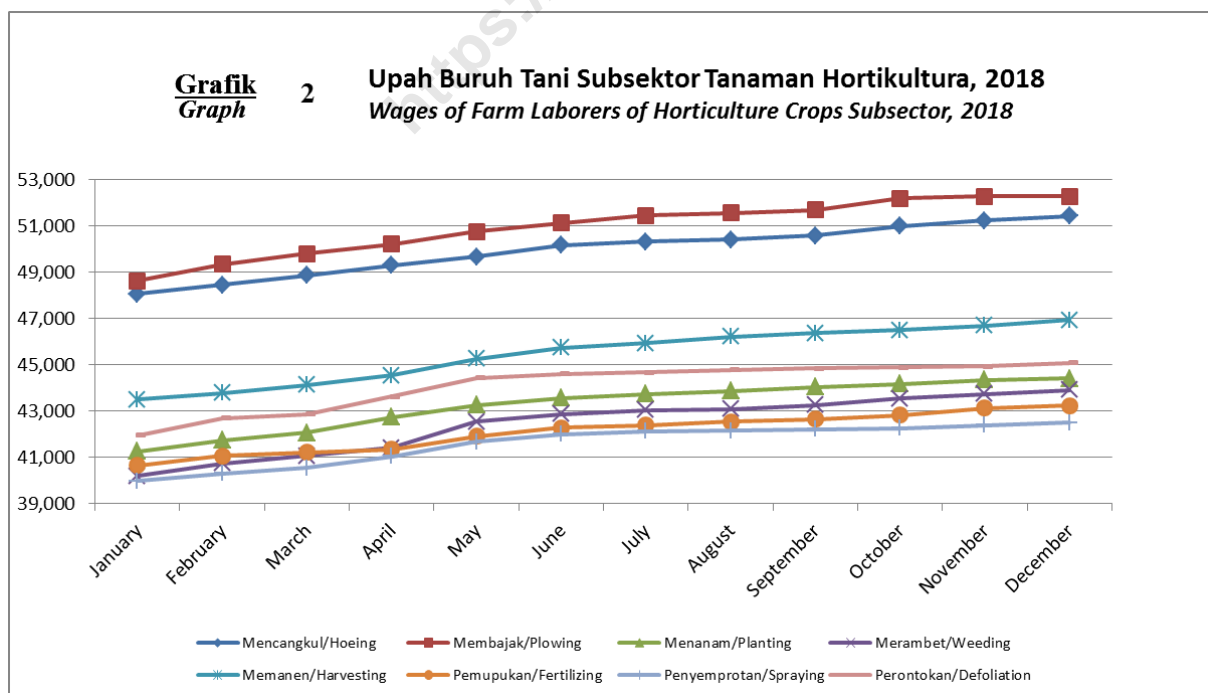
2. Subsektor Tanaman Hortikultura

Upah buruh tani yang tercakup dalam subsektor hortikultura ini sama seperti yang tercakup dalam upah buruh subsektor tanaman pangan yaitu 8 jenis kegiatan. Rata-rata upah buruh tani tertinggi untuk subsektor ini adalah upah membajak yaitu sebesar Rp50.950,00, sedangkan untuk rata-rata upah buruh tani yang terendah dimiliki upah penyemprotan yaitu sebesar Rp41.598,00.

The average of wages of farm laborers in weeding was the lowest average wages of farm laborers during the year of 2018, that was Rp44.171,00, while the highest average wages of farm laborers was the plowing wages that was Rp56.384,00.

2. Horticulture Crops Subsector

Wages of farm laborers in Horticulture Crops Subsector is similar to Food Crops Subsector which includes 8 types of activities. The highest average wages of farm laborers was the plowing wages as well, that was Rp50.950,00, while the lowest average wages of farm laborers was the spraying wages that was Rp41.598,00.

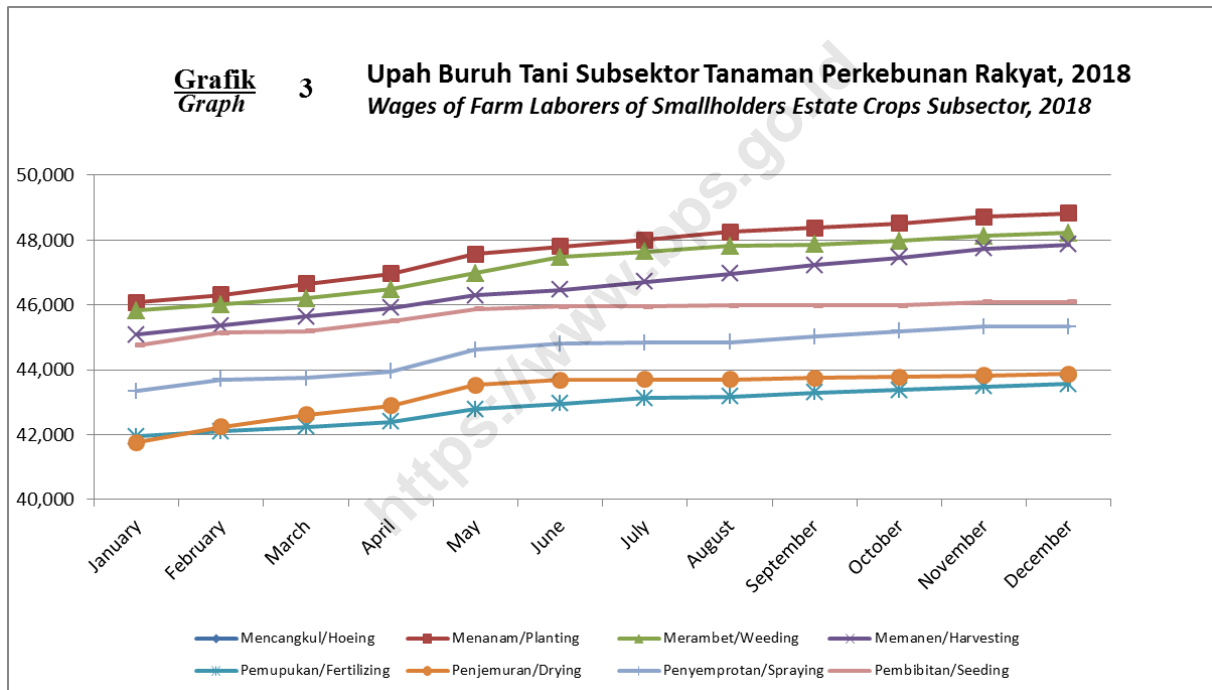


3. Subsektor Tanaman Perkebunan Rakyat

Upah buruh tani Subsektor Tanaman Perkebunan Rakyat mencakup 8 jenis kegiatan. Rata-rata upah buruh tani nasional terendah pada subsektor ini adalah upah pemupukan, yaitu sebesar Rp42.869,00, sedangkan yang tertinggi dimiliki pada upah mencangkul, yaitu sebesar Rp51.827,00.

3. *Smallholders Estate Crops Subsector*

Wages of farm laborers in Smallholders Estate Crops Subsector consists of 8 types of activities. The lowest of national average wages of farm laborers in this subsector was fertilizing wages, that was Rp42.869,00, while the highest average wages was the hoeing wages that was Rp51.827,00.



4. Subsektor Peternakan

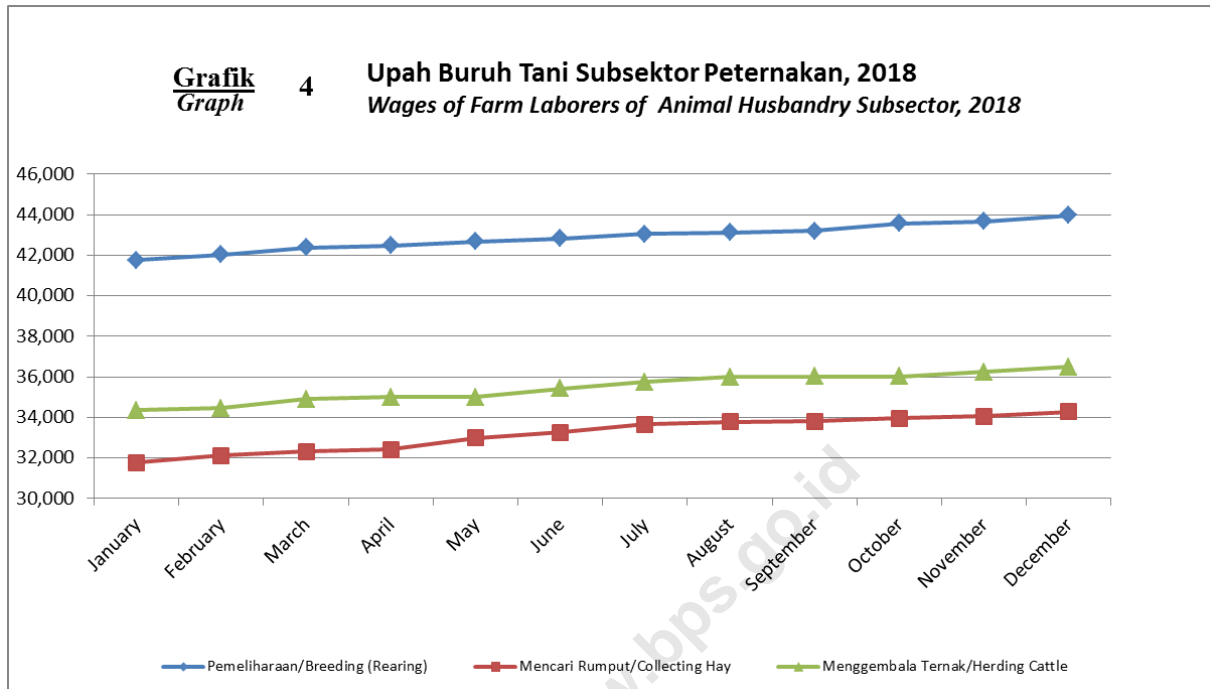
Upah buruh tani Subsektor Peternakan mencakup 3 jenis kegiatan, yaitu pemeliharaan ternak, mencari rumput dan menggembala ternak. Rata-rata nasional upah mencari rumput merupakan upah buruh tani terendah untuk subsektor ini, yaitu sebesar Rp33.201,00, sedangkan

4. *Animal Husbandry Subsector*

Wages of farm laborers in Animal Husbandry Subsector consists of 3 types of activities, namely the breeding/rearing, collecting hay, and herding cattle. The national average wages of collecting hay was the lowest wages for this subsector, that was Rp33.201,00, while the national average wages of breeding/rearing is

rata-rata upah buruh nasional pemeliharaan ternak adalah yang tertinggi, yaitu sebesar Rp42.894,00.

the highest, that was Rp42.894,00.



5. Subsektor Perikanan

Upah buruh tani Subsektor Perikanan mencakup 3 jenis kegiatan, yaitu membersihkan kapal, membajak lahan budidaya, dan pemanenan budidaya. Rata-rata upah buruh tani nasional terendah untuk subsektor ini adalah upah membersihkan kapal, yaitu sebesar Rp46.625,00, sedangkan rata-rata upah buruh tertinggi adalah upah membajak lahan budidaya ikan, yaitu sebesar Rp55.415,00.

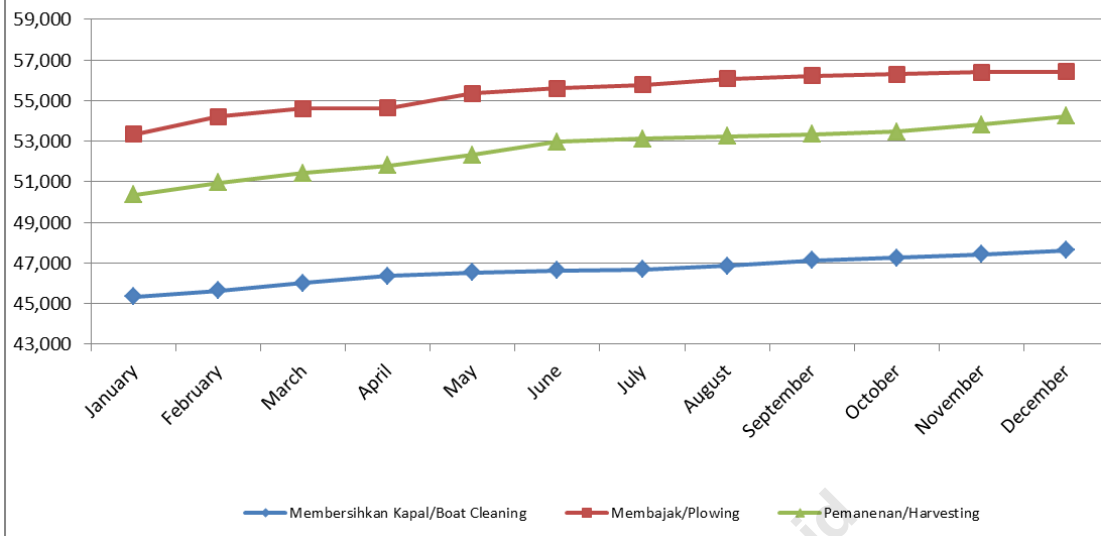
5. Fishery Subsector

Wages of Farm laborers in Fishery Subsector consists of 3 types of activities, namely boat cleaning, plowing of cultivation land, and harvesting. The lowest of national average wages of farm laborers in this subsector was boat cleaning, that was Rp46.625,00, while the highest average wages was plowing of cultivation land that was Rp55.415,00.

Grafik
Graph

5

Upah Buruh Tani Subsektor Perikanan, 2018
Wages of Farm Laborers of Fishery Subsector, 2018



TABEL-TABEL

TABLES

<https://www.ms.go.id>

Tabel/Table 1.1

Upah Buruh Tani Nasional (Rp/Hari), 2017
National Wages Of Farm Laborers (Rupiahs/Day), 2017

Subsektor <i>Subsector</i>	Januari <i>January</i>	Februari <i>February</i>	Maret <i>March</i>	April <i>April</i>	Mei <i>May</i>	Juni <i>June</i>
(1)	(2)	(3)	(4)	(5)	(6)	(7)
TANAMAN PANGAN/FOOD CROPS						
Mencangkul/Hoeing	51,479	51,510	51,528	51,528	51,566	51,578
Membajak/Plowing	53,698	53,720	53,720	53,720	53,728	53,741
Menanam/Planting	43,820	43,832	43,834	43,841	43,874	43,915
Merambat/Weeding	41,447	41,447	41,448	41,455	41,467	41,484
Memanen/Harvesting	45,311	45,351	45,387	45,402	45,433	45,482
Pemupukan/Fertilizing	42,845	42,867	42,891	42,899	42,915	42,940
Penyemprotan/Spraying	43,628	43,648	43,650	43,665	43,677	43,721
Perontokan/Defoliation	42,668	42,668	42,668	42,668	42,745	42,746
TANAMAN HORTIKULTURA/HORTICULTURE CROPS						
Mencangkul/Hoeing	47,605	47,635	47,635	47,635	47,673	47,691
Membajak/Plowing	48,392	48,392	48,392	48,392	48,407	48,407
Menanam/Planting	40,863	40,877	40,877	40,895	40,921	40,944
Merambat/Weeding	39,960	39,995	40,001	40,010	40,010	40,039
Memanen/Harvesting	43,166	43,166	43,166	43,175	43,213	43,229
Pemupukan/Fertilizing	40,435	40,444	40,444	40,444	40,444	40,444
Penyemprotan/Spraying	39,566	39,622	39,690	39,703	39,730	39,730
Perontokan/Defoliation	41,617	41,667	41,679	41,679	41,714	41,742
TANAMAN PERKEBUNAN RAKYAT/SMALLHOLDERS ESTATE CROPS						
Mencangkul/Hoeing	49,307	49,381	49,401	49,424	49,510	49,510
Menanam/Planting	45,108	45,164	45,170	45,189	45,243	45,350
Merambat/Weeding	44,998	45,054	45,082	45,122	45,125	45,224
Memanen/Harvesting	44,325	44,388	44,478	44,506	44,563	44,638
Pemupukan/Fertilizing	41,394	41,394	41,422	41,422	41,422	41,455
Penjemuran/Drying	41,208	41,211	41,229	41,256	41,277	41,311
Penyemprotan/Spraying	42,955	42,966	43,025	43,025	43,084	43,084
Pembibitan/Seeding	43,354	43,453	43,453	43,453	43,453	43,453
PETERNAKAN/ANIMAL HUSBANDRY						
Pemeliharaan/Breeding (Rearing)	41,274	41,339	41,339	41,339	41,357	41,368
Mencari Rumput/Collecting Hay	31,513	31,535	31,556	31,556	31,601	31,601
Menggemblala Ternak/Herding Cattle	34,164	34,233	34,233	34,233	34,233	34,233
PERIKANAN/FISHERY						
Membersihkan Kapal/Boat Cleaning	45,017	45,028	45,053	45,053	45,053	45,053
Membajak/Plowing	52,852	52,852	52,852	52,852	52,871	52,885
Pemanenan/Harvesting	49,921	49,987	49,987	49,987	50,079	50,087

Lanjutan Tabel/Continued Table 1.1

Subsektor <i>Subsector</i>	Juli <i>July</i>	Agustus <i>August</i>	September <i>September</i>	Oktober <i>October</i>	November <i>November</i>	Desember <i>December</i>
(1)	(8)	(9)	(10)	(11)	(12)	(13)
TANAMAN PANGAN/FOOD CROPS						
Mencangkul/Hoeing	51,653	51,671	51,698	51,705	51,715	51,717
Membajak/Plowing	53,741	53,741	53,758	53,778	53,798	53,820
Menanam/Planting	43,934	43,975	43,995	44,010	44,028	44,042
Merambat/Weeding	41,551	41,593	41,593	41,615	41,615	41,631
Memanen/Harvesting	45,506	45,567	45,611	45,628	45,644	45,667
Pemupukan/Fertilizing	42,966	42,968	42,968	43,011	43,011	43,039
Penyemprotan/Spraying	43,732	43,739	43,752	43,752	43,753	43,754
Perontokan/Defoliation	42,768	42,768	42,769	42,769	42,769	42,770
TANAMAN HORTIKULTURA/HORTICULTURE CROPS						
Mencangkul/Hoeing	47,696	47,735	47,750	47,801	47,805	47,849
Membajak/Plowing	48,462	48,512	48,513	48,546	48,547	48,553
Menanam/Planting	40,986	41,028	41,038	41,050	41,064	41,090
Merambat/Weeding	40,058	40,063	40,065	40,078	40,090	40,107
Memanen/Harvesting	43,230	43,268	43,296	43,296	43,296	43,341
Pemupukan/Fertilizing	40,468	40,492	40,492	40,513	40,527	40,544
Penyemprotan/Spraying	39,739	39,739	39,749	39,761	39,786	39,808
Perontokan/Defoliation	41,742	41,822	41,822	41,832	41,858	41,896
TANAMAN PERKEBUNAN RAKYAT/SMALLHOLDERS ESTATE CROPS						
Mencangkul/Hoeing	49,548	49,611	49,628	49,680	49,771	49,800
Menanam/Planting	45,397	45,453	45,492	45,507	45,532	45,548
Merambat/Weeding	45,288	45,313	45,348	45,419	45,451	45,474
Memanen/Harvesting	44,642	44,668	44,691	44,712	44,745	44,756
Pemupukan/Fertilizing	41,499	41,537	41,578	41,580	41,597	41,614
Penjemuran/Drying	41,311	41,311	41,311	41,311	41,337	41,404
Penyemprotan/Spraying	43,124	43,181	43,184	43,215	43,221	43,221
Pembibitan/Seeding	43,486	43,569	43,603	43,638	43,697	43,734
PETERNAKAN/ANIMAL HUSBANDRY						
Pemeliharaan/Breeding (Rearing)	41,378	41,415	41,424	41,424	41,449	41,516
Mencari Rumput/Collecting Hay	31,625	31,625	31,631	31,640	31,642	31,642
Menggembala Ternak/Herding Cattle	34,233	34,233	34,233	34,233	34,238	34,238
PERIKANAN/FISHERY						
Membersihkan Kapal/Boat Cleaning	45,091	45,091	45,091	45,091	45,112	45,112
Membajak/Plowing	52,911	52,911	52,972	52,972	52,972	53,005
Pemanenan/Harvesting	50,087	50,101	50,139	50,169	50,169	50,169

Tabel/Table 1.2

Upah Buruh Tani Nasional (Rp/Hari), 2018
National Wages of Farm Laborers (Rupiahs/Day), 2018

Subsektor <i>Subsector</i>	Januari <i>January</i>	Februari <i>February</i>	Maret <i>March</i>	April <i>April</i>	Mei <i>May</i>	Juni <i>June</i>
(1)	(2)	(3)	(4)	(5)	(6)	(7)
TANAMAN PANGAN/FOOD CROPS						
Mencangkul/ <i>Hoeing</i>	52,186	52,773	53,112	54,037	55,178	55,379
Membajak/ <i>Plowing</i>	54,396	55,215	55,428	55,843	56,320	56,524
Menanam/ <i>Planting</i>	44,434	45,137	45,539	46,082	46,659	47,186
Merambat/ <i>Weeding</i>	41,983	42,392	42,635	43,113	44,283	44,602
Memanen/ <i>Harvesting</i>	46,129	46,765	47,141	48,057	49,065	49,337
Pemupukan/ <i>Fertilizing</i>	43,261	43,649	44,301	45,183	45,832	46,001
Penyemprotan/ <i>Spraying</i>	43,913	44,517	44,766	45,065	46,039	46,255
Perontokan/ <i>Defoliation</i>	43,142	43,815	43,962	44,157	44,474	44,989
TANAMAN HORTIKULTURA/HORTICULTURE CROPS						
Mencangkul/ <i>Hoeing</i>	48,079	48,457	48,877	49,303	49,680	50,190
Membajak/ <i>Plowing</i>	48,632	49,362	49,802	50,216	50,773	51,135
Menanam/ <i>Planting</i>	41,263	41,733	42,079	42,752	43,269	43,567
Merambat/ <i>Weeding</i>	40,208	40,738	41,071	41,411	42,553	42,874
Memanen/ <i>Harvesting</i>	43,515	43,793	44,137	44,550	45,255	45,740
Pemupukan/ <i>Fertilizing</i>	40,652	41,058	41,228	41,344	41,919	42,276
Penyemprotan/ <i>Spraying</i>	39,971	40,298	40,542	41,037	41,672	41,994
Perontokan/ <i>Defoliation</i>	41,954	42,700	42,881	43,642	44,448	44,602
TANAMAN PERKEBUNAN RAKYAT/SMALLHOLDERS ESTATE CROPS						
Mencangkul/ <i>Hoeing</i>	50,084	50,621	50,712	50,977	51,458	51,709
Menanam/ <i>Planting</i>	46,079	46,315	46,653	46,961	47,563	47,799
Merambat/ <i>Weeding</i>	45,829	46,014	46,194	46,484	46,976	47,478
Memanen/ <i>Harvesting</i>	45,078	45,366	45,639	45,906	46,290	46,467
Pemupukan/ <i>Fertilizing</i>	41,946	42,099	42,239	42,396	42,784	42,952
Penjemuran/ <i>Drying</i>	41,754	42,244	42,605	42,890	43,534	43,679
Penyemprotan/ <i>Spraying</i>	43,338	43,695	43,744	43,948	44,612	44,798
Pembibitan/ <i>Seeding</i>	44,748	45,144	45,191	45,498	45,871	45,950
PETERNAKAN/ANIMAL HUSBANDRY						
Pemeliharaan/ <i>Breeding (Rearing)</i>	41,764	42,019	42,381	42,471	42,684	42,819
Mencari Rumput/ <i>Collecting Hay</i>	31,756	32,128	32,312	32,425	32,981	33,258
Menggembala Ternak/ <i>Herding Cattle</i>	34,345	34,456	34,897	34,987	34,987	35,426
PERIKANAN/FISHERY						
Membersihkan Kapal/ <i>Boat Cleaning</i>	45,337	45,633	46,020	46,369	46,537	46,638
Membajak/ <i>Plowing</i>	53,343	54,203	54,614	54,642	55,362	55,601
Pemanenan/ <i>Harvesting</i>	50,354	50,961	51,425	51,812	52,315	52,962

Lanjutan Tabel/Continued Table 1.2

Subsektor <i>Subsector</i>	Juli <i>July</i>	Agustus <i>August</i>	September <i>September</i>	Oktober <i>October</i>	November <i>November</i>	Desember <i>December</i>
(1)	(8)	(9)	(10)	(11)	(12)	(13)
TANAMAN PANGAN/FOOD CROPS						
Mencangkul/ <i>Hoeing</i>	55,512	55,676	55,747	55,955	56,199	56,449
Membajak/ <i>Plowing</i>	56,714	56,862	57,084	57,269	57,397	57,693
Menanam/ <i>Planting</i>	47,683	47,898	48,075	48,335	48,488	48,633
Merambat/ <i>Weeding</i>	44,701	45,027	45,076	45,258	45,388	45,593
Memanen/ <i>Harvesting</i>	49,512	49,636	49,833	50,057	50,175	50,323
Pemupukan/ <i>Fertilizing</i>	46,045	46,073	46,090	46,223	46,366	46,624
Penyemprotan/ <i>Spraying</i>	46,303	46,349	46,421	46,526	46,645	46,737
Perontokan/ <i>Defoliation</i>	45,171	45,257	45,373	45,477	45,704	45,741
TANAMAN HORTIKULTURA/HORTICULTURE CROPS						
Mencangkul/ <i>Hoeing</i>	50,332	50,429	50,603	50,999	51,253	51,449
Membajak/ <i>Plowing</i>	51,469	51,569	51,694	52,197	52,277	52,281
Menanam/ <i>Planting</i>	43,735	43,876	44,054	44,172	44,345	44,425
Merambat/ <i>Weeding</i>	43,046	43,084	43,258	43,541	43,746	43,928
Memanen/ <i>Harvesting</i>	45,935	46,219	46,364	46,498	46,698	46,949
Pemupukan/ <i>Fertilizing</i>	42,404	42,538	42,661	42,821	43,137	43,244
Penyemprotan/ <i>Spraying</i>	42,136	42,164	42,211	42,261	42,398	42,495
Perontokan/ <i>Defoliation</i>	44,677	44,793	44,855	44,896	44,935	45,093
TANAMAN PERKEBUNAN RAKYAT/SMALLHOLDERS ESTATE CROPS						
Mencangkul/ <i>Hoeing</i>	52,080	52,514	52,757	52,861	53,008	53,139
Menanam/ <i>Planting</i>	47,994	48,251	48,367	48,507	48,715	48,831
Merambat/ <i>Weeding</i>	47,638	47,809	47,863	47,964	48,125	48,214
Memanen/ <i>Harvesting</i>	46,714	46,965	47,230	47,461	47,739	47,863
Pemupukan/ <i>Fertilizing</i>	43,120	43,174	43,298	43,376	43,479	43,562
Penjemuran/ <i>Drying</i>	43,701	43,701	43,750	43,774	43,831	43,863
Penyemprotan/ <i>Spraying</i>	44,831	44,841	45,026	45,185	45,326	45,326
Pembibitan/ <i>Seeding</i>	45,950	45,980	45,980	45,980	46,097	46,097
PETERNAKAN/ANIMAL HUSBANDRY						
Pemeliharaan/ <i>Breeding (Rearing)</i>	43,040	43,133	43,198	43,583	43,659	43,976
Mencari Rumput/ <i>Collecting Hay</i>	33,658	33,781	33,806	33,947	34,066	34,287
Menggembala Ternak/ <i>Herding Cattle</i>	35,744	35,996	36,023	36,023	36,243	36,493
PERIKANAN/FISHERY						
Membersihkan Kapal/ <i>Boat Cleaning</i>	46,683	46,858	47,132	47,263	47,416	47,615
Membajak/ <i>Plowing</i>	55,782	56,077	56,234	56,291	56,397	56,431
Pemanenan/ <i>Harvesting</i>	53,122	53,250	53,333	53,476	53,812	54,231

Tabel/Table 1.3

**Rata-rata Upah Buruh Tani Nasional (Rp/Hari),
2014-2018**
*Average of National Wages Of Farm Laborers (Rupiahs/Day),
2014-2018*

SUBSEKTOR/SUBSECTOR	2014	2015	2016	2017	2018
(1)	(2)	(3)	(4)	(5)	(6)
TANAMAN PANGAN/FOOD CROPS					
Mencangkul/ <i>Hoeing</i>	45,895	48,122	50,213	51,612	54,850
Membajak/ <i>Plowing</i>	48,752	50,894	52,380	53,748	56,384
Menanam/ <i>Planting</i>	38,915	40,755	42,539	43,925	47,012
Merambat/ <i>Weeding</i>	37,045	38,555	40,102	41,529	44,171
Memanen/ <i>Harvesting</i>	40,649	42,467	44,132	45,499	48,836
Pemupukan/ <i>Fertilizing</i>	37,644	39,524	41,637	42,943	45,471
Penyemprotan/ <i>Spraying</i>	38,120	40,029	42,545	43,706	45,795
Perontokan/ <i>Defoliation</i>	39,461	40,848	41,891	42,731	44,772
HORTIKULTURA/HORTICULTURE					
Mencangkul/ <i>Hoeing</i>	44,288	45,554	46,795	47,709	49,971
Membajak/ <i>Plowing</i>	45,278	46,294	47,534	48,459	50,950
Menanam/ <i>Planting</i>	38,475	39,595	40,051	40,969	43,273
Merambat/ <i>Weeding</i>	37,076	37,597	38,616	40,040	42,455
Memanen/ <i>Harvesting</i>	39,901	40,896	41,546	43,237	45,471
Pemupukan/ <i>Fertilizing</i>	37,662	38,535	39,584	40,474	42,107
Penyemprotan/ <i>Spraying</i>	36,722	37,866	38,905	39,719	41,598
Perontokan/ <i>Defoliation</i>	38,563	38,802	40,071	41,756	44,123
TANAMAN PERKEBUNAN RAKYAT/SMALLHOLDERS ESTATE CROPS					
Mencangkul/ <i>Hoeing</i>	45,668	47,309	48,462	49,548	51,827
Menanam/ <i>Planting</i>	41,311	42,962	44,259	45,346	47,670
Merambat/ <i>Weeding</i>	39,667	41,718	43,927	45,241	47,216
Memanen/ <i>Harvesting</i>	40,856	42,184	43,448	44,593	46,560
Pemupukan/ <i>Fertilizing</i>	37,859	39,189	40,290	41,493	42,869
Penjemuran/ <i>Drying</i>	37,271	38,464	39,765	41,290	43,277
Penyemprotan/ <i>Spraying</i>	39,046	40,912	41,666	43,107	44,556
Pembibitan/ <i>Seeding</i>	36,536	38,097	42,653	43,529	45,707
PETERNAKAN/ANIMAL HUSBANDRY					
Pemeliharaan/ <i>Breeding (Rearing)</i>	38,535	38,932	40,497	41,385	42,894
Mencari Rumput/ <i>Collecting Hay</i>	26,543	28,602	29,398	31,597	33,201
Menggembala Ternak/ <i>Herding Cattle</i>	28,693	31,874	33,626	34,228	35,468
PERIKANAN/FISHERY					
Membersihkan Kapal/ <i>Boat Cleaning</i>	43,060	43,716	44,407	45,070	46,625
Membajak/ <i>Plowing</i>	47,353	49,407	51,604	52,909	55,415
Pemanenan/ <i>Harvesting</i>	46,265	47,786	48,682	50,074	52,588

SUBSEKTOR TANAMAN PANGAN
FOOD CROPS SUBSECTOR

<http://www.bps.go.id>

Tabel/Table 2.1

Upah Buruh Subsektor Tanaman Pangan, 2018
Mencangkul (Rp/Hari)
Laborer Wages of Food Crops Subsector, 2018
Hoeing (Rupiahs/Day)

Provinsi <i>Province</i>	Januari <i>January</i>	Februari <i>February</i>	Maret <i>March</i>	April <i>April</i>	Mei <i>May</i>	Juni <i>June</i>
(1)	(2)	(3)	(4)	(5)	(6)	(7)
Aceh	67,790	68,209	68,209	68,209	68,209	68,340
Sumatera Utara	59,863	59,863	59,863	60,571	60,822	61,526
Sumatera Barat	57,298	57,373	57,626	57,626	58,315	60,575
Riau	59,300	60,138	60,345	60,778	62,731	63,016
Jambi	59,566	59,566	59,566	61,263	61,263	61,263
Sumatera Selatan	43,052	44,339	44,360	44,360	45,088	45,088
Bengkulu	54,152	55,621	55,621	55,621	56,182	56,182
Lampung	41,577	43,742	44,738	45,445	46,102	46,102
Kepulauan Bangka Belitung	63,154	64,016	64,016	67,191	67,610	67,610
Kepulauan Riau	53,776	53,776	53,776	57,650	57,650	57,650
DKI Jakarta	-	-	-	-	-	-
Jawa Barat	40,732	42,549	42,818	43,273	47,231	47,231
Jawa Tengah	35,590	36,168	36,634	36,634	39,472	39,472
DI Yogyakarta	32,467	33,014	35,325	35,360	35,360	35,360
Jawa Timur	42,025	42,335	43,149	44,636	44,636	44,763
Banten	42,846	42,846	42,846	43,596	46,184	46,184
Bali	62,554	63,144	64,438	64,641	65,653	65,653
Nusa Tenggara Barat	46,239	46,952	47,565	49,364	50,181	50,181
Nusa Tenggara Timur	39,145	39,594	39,594	39,594	39,594	39,594
Kalimantan Barat	50,440	50,440	51,071	52,902	53,083	53,083
Kalimantan Tengah	59,041	59,041	59,041	59,041	65,060	65,060
Kalimantan Selatan	47,127	47,468	48,191	50,757	50,757	51,726
Kalimantan Timur	65,635	65,635	66,036	69,497	69,497	69,497
Kalimantan Utara	-	-	-	-	-	-
Sulawesi Utara	51,434	53,767	53,767	53,767	53,874	53,874
Sulawesi Tengah	61,875	62,012	62,012	64,290	64,290	64,290
Sulawesi Selatan	52,252	53,224	54,563	55,600	57,170	57,170
Sulawesi Tenggara	48,866	48,866	48,866	48,866	54,073	54,161
Gorontalo	61,827	63,246	63,760	66,411	68,631	68,631
Sulawesi Barat	52,457	52,457	52,457	52,457	56,186	56,186
Maluku	59,620	59,620	59,620	59,620	59,620	59,620
Maluku Utara	59,937	59,937	59,937	59,937	60,504	60,504
Papua Barat	49,423	49,423	49,423	49,862	50,311	50,311
Papua	48,884	50,357	50,357	50,357	50,357	52,225
Nasional/ <i>National</i>	52,186	52,773	53,112	54,037	55,178	55,379

Lanjutan Tabel/Continued Table 2.1

Provinsi <i>Province</i>	Juli <i>July</i>	Agustus <i>August</i>	September <i>September</i>	Oktober <i>October</i>	November <i>November</i>	Desember <i>December</i>	Rata-rata <i>Average</i>
(1)	(8)	(9)	(10)	(11)	(12)	(13)	(14)
Aceh	68,666	68,666	68,666	68,666	68,666	68,666	68,413
Sumatera Utara	61,526	61,526	61,526	61,623	61,623	61,623	60,996
Sumatera Barat	60,575	60,575	60,751	60,751	60,958	60,958	59,449
Riau	63,016	63,614	63,614	63,614	63,614	63,614	62,283
Jambi	61,263	61,263	61,263	61,263	62,149	62,149	60,986
Sumatera Selatan	45,088	45,088	45,316	47,199	47,199	47,199	45,281
Bengkulu	57,027	57,027	57,027	57,329	57,615	57,943	56,446
Lampung	46,102	46,102	46,102	46,165	46,165	46,165	45,376
Kepulauan Bangka Belitung	67,610	67,610	67,610	67,610	67,610	68,571	66,685
Kepulauan Riau	57,650	57,650	57,650	57,650	57,650	57,919	56,704
DKI Jakarta	-	-	-	-	-	-	-
Jawa Barat	47,231	47,635	47,688	47,764	47,839	47,839	45,819
Jawa Tengah	39,582	39,732	39,761	39,886	39,932	39,961	38,569
DI Yogyakarta	35,360	35,449	35,577	35,577	35,577	35,848	35,023
Jawa Timur	45,759	45,917	47,168	48,409	48,429	48,600	45,486
Banten	46,356	46,535	46,656	46,656	46,958	46,958	45,385
Bali	67,462	67,462	67,462	67,732	67,732	67,732	65,972
Nusa Tenggara Barat	50,181	50,576	50,576	50,576	50,576	50,576	49,462
Nusa Tenggara Timur	39,594	39,594	39,594	40,273	40,273	40,527	39,748
Kalimantan Barat	53,083	53,575	53,575	55,098	55,098	55,098	53,046
Kalimantan Tengah	65,060	65,060	65,060	65,060	65,060	65,060	63,053
Kalimantan Selatan	51,726	51,726	51,726	51,726	51,726	51,726	50,532
Kalimantan Timur	69,497	69,497	69,497	69,497	69,497	69,497	68,565
Kalimantan Utara	-	-	-	-	-	-	-
Sulawesi Utara	53,874	54,053	54,053	54,053	54,053	54,053	53,718
Sulawesi Tengah	64,290	66,568	66,568	66,568	67,104	67,104	64,748
Sulawesi Selatan	57,170	57,170	57,170	57,170	57,720	57,720	56,175
Sulawesi Tenggara	54,161	54,472	54,472	54,856	55,231	55,231	52,677
Gorontalo	68,631	68,631	68,631	68,631	68,631	68,631	67,025
Sulawesi Barat	56,186	56,186	56,186	56,186	56,186	56,468	54,967
Maluku	59,620	59,620	59,620	59,620	59,620	59,620	59,620
Maluku Utara	60,504	60,504	60,814	60,814	62,464	65,634	60,958
Papua Barat	50,311	50,311	50,311	50,311	53,198	54,840	50,669
Papua	52,225	52,225	52,225	52,225	52,225	52,832	51,375
Nasional/ <i>National</i>	55,512	55,676	55,747	55,955	56,199	56,449	54,850

Tabel/Table 2.2

Upah Buruh Subsektor Tanaman Pangan, 2018
Membajak (Rp/Hari)
Laborer Wages of Food Crops Subsector, 2018
Plowing (Rupiahs/Day)

Provinsi <i>Province</i>	Januari <i>January</i>	Februari <i>February</i>	Maret <i>March</i>	April <i>April</i>	Mei <i>May</i>	Juni <i>June</i>
(1)	(2)	(3)	(4)	(5)	(6)	(7)
Aceh	57,512	57,656	57,656	57,656	59,950	60,204
Sumatera Utara	62,858	62,858	62,858	62,858	62,858	62,858
Sumatera Barat	59,812	60,040	60,586	60,586	60,586	61,098
Riau	68,163	69,523	69,523	69,523	69,523	69,523
Jambi	54,311	54,311	54,311	56,717	59,189	59,189
Sumatera Selatan	36,915	36,915	36,915	36,915	36,915	36,915
Bengkulu	46,386	47,433	47,433	47,433	47,433	47,433
Lampung	54,199	54,199	54,199	54,199	54,199	54,199
Kepulauan Bangka Belitung	61,757	61,757	61,757	65,604	65,604	65,604
Kepulauan Riau	74,281	74,281	74,281	74,281	74,844	74,844
DKI Jakarta	-	-	-	-	-	-
Jawa Barat	43,828	44,071	44,880	45,157	45,157	45,157
Jawa Tengah	44,766	44,766	44,766	44,766	46,873	47,662
DI Yogyakarta	47,525	50,676	51,296	51,296	51,296	51,296
Jawa Timur	49,688	51,235	51,696	51,871	51,871	51,871
Banten	46,966	50,245	50,245	50,800	51,977	51,977
Bali	57,663	59,508	60,148	60,148	60,514	60,514
Nusa Tenggara Barat	51,449	56,193	56,193	56,193	56,896	56,896
Nusa Tenggara Timur	40,535	40,535	40,897	40,897	40,897	40,897
Kalimantan Barat	58,261	58,261	58,261	58,261	58,261	58,261
Kalimantan Tengah	47,643	47,643	47,643	47,643	47,643	47,643
Kalimantan Selatan	67,375	67,375	67,375	67,375	67,375	68,624
Kalimantan Timur	71,047	71,047	72,081	72,081	72,081	72,081
Kalimantan Utara	-	-	-	-	-	-
Sulawesi Utara	72,158	74,528	74,528	74,944	75,847	75,847
Sulawesi Tengah	47,954	47,954	47,954	49,170	49,170	49,170
Sulawesi Selatan	42,209	43,029	43,029	44,936	47,494	49,276
Sulawesi Tenggara	60,630	62,947	62,947	62,947	62,947	64,262
Gorontalo	51,909	52,565	54,282	55,519	56,217	56,217
Sulawesi Barat	31,623	31,623	31,623	31,623	31,623	31,623
Maluku	-	-	-	-	-	-
Maluku Utara	68,048	68,048	68,048	68,048	68,048	68,048
Papua Barat	-	-	-	-	-	-
Papua	-	-	-	-	-	-
Nasional/National	54,396	55,215	55,428	55,843	56,320	56,524

Lanjutan Tabel/Continued Table 2.2

Provinsi <i>Province</i>	Juli <i>July</i>	Agustus <i>August</i>	September <i>September</i>	Oktober <i>October</i>	November <i>November</i>	Desember <i>December</i>	Rata-rata <i>Average</i>
(1)	(8)	(9)	(10)	(11)	(12)	(13)	(14)
Aceh	60,633	60,633	60,633	60,633	60,633	60,633	59,475
Sumatera Utara	62,858	62,858	62,858	62,858	63,046	63,046	62,892
Sumatera Barat	61,098	61,098	64,279	66,662	66,748	66,748	62,568
Riau	69,523	69,523	69,523	69,523	69,523	69,523	69,399
Jambi	59,189	59,189	59,189	59,189	59,189	61,688	57,861
Sumatera Selatan	36,915	36,915	36,915	36,915	36,915	36,915	36,915
Bengkulu	48,578	48,578	48,578	48,578	49,101	49,101	48,057
Lampung	57,036	57,712	57,712	57,954	57,954	58,540	56,173
Kepulauan Bangka Belitung	65,604	65,604	65,604	65,604	65,604	65,604	64,555
Kepulauan Riau	74,844	74,844	74,844	74,844	74,844	77,970	74,924
DKI Jakarta	-	-	-	-	-	-	-
Jawa Barat	45,157	48,050	48,091	48,173	48,199	48,199	46,269
Jawa Tengah	47,919	48,374	48,536	48,553	48,553	48,553	46,948
DI Yogyakarta	51,296	51,296	51,296	51,296	51,296	51,296	50,897
Jawa Timur	52,726	52,979	53,071	53,291	53,291	53,520	52,295
Banten	51,977	51,977	51,977	51,977	51,977	51,977	51,100
Bali	60,514	60,514	61,213	62,366	62,366	62,366	60,665
Nusa Tenggara Barat	56,896	56,896	56,896	56,896	56,896	56,896	56,209
Nusa Tenggara Timur	40,897	40,897	40,897	41,251	41,251	41,600	40,959
Kalimantan Barat	58,261	58,261	58,261	58,261	58,261	58,261	58,261
Kalimantan Tengah	47,643	47,643	47,643	47,643	47,643	47,643	47,643
Kalimantan Selatan	68,624	68,624	68,624	68,624	68,624	68,624	68,056
Kalimantan Timur	72,081	72,081	74,358	74,358	74,358	74,358	72,721
Kalimantan Utara	-	-	-	-	-	-	-
Sulawesi Utara	75,847	75,847	75,847	75,847	75,847	75,847	75,190
Sulawesi Tengah	49,170	49,170	49,170	49,170	50,717	52,532	49,285
Sulawesi Selatan	49,276	49,276	49,276	49,393	49,393	49,393	46,973
Sulawesi Tenggara	64,262	64,262	64,262	65,057	65,057	65,057	63,670
Gorontalo	56,217	56,217	56,217	56,217	57,544	57,544	55,495
Sulawesi Barat	31,623	31,623	31,623	31,623	31,623	31,623	31,623
Maluku	-	-	-	-	-	-	-
Maluku Utara	68,048	68,048	68,048	68,048	68,048	68,048	68,048
Papua Barat	-	-	-	-	-	-	-
Papua	-	-	-	-	-	-	-
Nasional/ <i>National</i>	56,714	56,862	57,084	57,269	57,397	57,693	56,384

Tabel/Table 2.3

Upah Buruh Subsektor Tanaman Pangan, 2018
Menanam (Rp/Hari)
Laborer Wages of Food Crops Subsector, 2018
Planting (Rupiahs/Day)

Provinsi <i>Province</i>	Januari <i>January</i>	Februari <i>February</i>	Maret <i>March</i>	April <i>April</i>	Mei <i>May</i>	Juni <i>June</i>
(1)	(2)	(3)	(4)	(5)	(6)	(7)
Aceh	51,180	52,688	52,688	52,688	54,382	54,472
Sumatera Utara	53,571	53,571	54,745	54,824	54,824	54,824
Sumatera Barat	54,387	54,387	54,387	54,387	54,578	54,578
Riau	55,691	55,691	56,310	56,310	56,310	58,478
Jambi	48,015	48,671	48,947	48,947	50,992	50,992
Sumatera Selatan	33,795	33,795	34,590	34,590	34,590	36,593
Bengkulu	34,989	35,534	35,534	35,534	36,670	36,670
Lampung	31,414	31,528	31,528	31,843	31,843	37,585
Kepulauan Bangka Belitung	52,212	52,212	52,212	53,188	53,622	53,622
Kepulauan Riau	51,991	51,991	51,991	53,383	53,383	53,383
DKI Jakarta	-	-	-	-	-	-
Jawa Barat	31,674	35,576	36,057	36,191	36,191	36,191
Jawa Tengah	29,900	30,057	31,067	31,445	32,664	32,919
DI Yogyakarta	25,913	27,375	28,001	28,278	28,278	28,278
Jawa Timur	27,678	29,961	30,355	30,970	30,970	31,371
Banten	31,287	34,156	34,156	35,833	35,833	35,833
Bali	54,198	54,198	55,458	56,624	57,105	57,105
Nusa Tenggara Barat	35,634	36,296	37,270	39,232	39,232	39,232
Nusa Tenggara Timur	32,080	32,391	32,391	33,782	33,782	33,782
Kalimantan Barat	39,751	42,480	42,480	43,103	43,103	43,103
Kalimantan Tengah	47,549	48,120	48,120	48,120	50,340	50,340
Kalimantan Selatan	40,355	40,745	41,304	42,587	42,587	43,672
Kalimantan Timur	52,714	52,714	54,012	54,707	57,007	57,007
Kalimantan Utara	-	-	-	-	-	-
Sulawesi Utara	61,128	61,783	61,783	62,484	62,484	62,484
Sulawesi Tengah	52,232	52,232	52,232	53,007	53,007	53,007
Sulawesi Selatan	53,707	53,891	54,219	54,629	54,629	59,665
Sulawesi Tenggara	49,083	49,102	49,102	49,102	53,635	53,711
Gorontalo	47,977	50,285	52,779	53,661	53,661	53,661
Sulawesi Barat	33,423	33,640	33,640	33,640	35,869	35,869
Maluku	35,044	35,044	35,044	35,044	35,044	35,044
Maluku Utara	54,773	54,773	54,773	56,109	56,109	56,109
Papua Barat	62,459	63,392	63,993	64,278	64,278	64,278
Papua	56,094	56,094	56,094	56,094	56,094	56,094
Nasional/National	44,434	45,137	45,539	46,082	46,659	47,186

Lanjutan Tabel/Continued Table 2.3

Provinsi <i>Province</i>	Juli <i>July</i>	Agustus <i>August</i>	September <i>September</i>	Oktober <i>October</i>	November <i>November</i>	Desember <i>December</i>	Rata-rata <i>Average</i>
(1)	(8)	(9)	(10)	(11)	(12)	(13)	(14)
Aceh	55,239	55,239	55,239	55,425	55,667	55,667	54,214
Sumatera Utara	54,901	54,901	54,901	55,902	55,902	55,902	54,897
Sumatera Barat	59,524	59,659	60,380	60,501	61,169	61,169	57,426
Riau	58,478	59,098	59,098	59,098	59,098	59,098	57,730
Jambi	50,992	50,992	50,992	50,992	51,998	51,998	50,377
Sumatera Selatan	36,593	37,661	39,345	39,788	39,788	39,788	36,743
Bengkulu	36,670	36,670	36,670	37,318	37,476	37,476	36,434
Lampung	37,855	37,938	37,938	38,406	38,406	38,406	35,391
Kepulauan Bangka Belitung	53,622	53,622	53,622	54,892	54,892	56,533	53,688
Kepulauan Riau	55,125	55,125	55,125	55,125	55,125	55,125	53,906
DKI Jakarta	-	-	-	-	-	-	-
Jawa Barat	36,480	36,741	36,982	37,086	37,130	37,130	36,119
Jawa Tengah	34,343	34,842	35,022	35,022	35,022	35,103	33,117
DI Yogyakarta	28,309	28,352	28,352	28,712	28,712	29,112	28,139
Jawa Timur	31,542	31,774	32,088	32,303	32,303	32,360	31,140
Banten	35,833	36,080	36,385	36,385	36,385	36,545	35,393
Bali	57,790	57,790	57,900	58,148	58,148	58,318	56,899
Nusa Tenggara Barat	39,232	39,708	39,708	39,875	39,875	41,106	38,867
Nusa Tenggara Timur	33,782	33,782	33,782	33,782	33,782	34,107	33,435
Kalimantan Barat	43,103	43,103	43,462	45,105	46,177	46,177	43,429
Kalimantan Tengah	50,340	50,509	50,509	50,509	50,509	50,509	49,623
Kalimantan Selatan	43,672	43,672	43,672	43,672	43,756	43,756	42,788
Kalimantan Timur	57,007	57,007	57,007	57,007	57,007	57,007	55,850
Kalimantan Utara	-	-	-	-	-	-	-
Sulawesi Utara	62,484	62,484	62,489	62,489	62,489	62,685	62,272
Sulawesi Tengah	53,007	54,362	54,362	54,468	54,935	54,935	53,482
Sulawesi Selatan	59,851	59,851	59,851	59,912	60,206	60,606	57,585
Sulawesi Tenggara	54,245	55,155	55,155	55,800	55,800	55,800	52,974
Gorontalo	53,661	53,661	53,661	53,661	53,661	53,661	52,833
Sulawesi Barat	35,869	35,869	35,869	35,869	35,869	35,869	35,108
Maluku	35,044	35,044	35,044	35,044	35,044	35,044	35,044
Maluku Utara	56,109	56,109	57,157	57,157	57,157	57,157	56,124
Papua Barat	64,278	65,064	65,768	66,387	67,251	67,251	64,890
Papua	60,871	60,871	60,871	60,871	60,871	60,871	58,483
Nasional/ <i>National</i>	47,683	47,898	48,075	48,335	48,488	48,633	47,012

Tabel/Table 2.4

Upah Buruh Subsektor Tanaman Pangan, 2018
Merambat (Rp/Hari)
Laborer Wages of Food Crops Subsector, 2018
Weeding (Rupiahs/Day)

Provinsi <i>Province</i>	Januari <i>January</i>	Februari <i>February</i>	Maret <i>March</i>	April <i>April</i>	Mei <i>May</i>	Juni <i>June</i>
(1)	(2)	(3)	(4)	(5)	(6)	(7)
Aceh	44,047	44,155	44,266	44,266	44,657	44,866
Sumatera Utara	49,889	49,889	50,086	50,086	50,086	51,202
Sumatera Barat	49,684	49,684	49,735	50,768	52,579	52,731
Riau	53,952	55,042	55,042	55,042	55,042	55,042
Jambi	51,089	51,089	51,501	51,501	55,197	55,197
Sumatera Selatan	31,870	32,664	33,073	33,073	33,468	35,897
Bengkulu	33,944	34,314	34,314	34,314	34,314	34,314
Lampung	36,673	36,673	36,673	36,673	37,210	37,210
Kepulauan Bangka Belitung	55,180	55,180	55,180	56,578	57,001	57,001
Kepulauan Riau	53,166	53,166	53,166	54,667	54,667	54,667
DKI Jakarta	-	-	-	-	-	-
Jawa Barat	32,251	32,734	33,089	34,322	36,163	36,163
Jawa Tengah	26,827	27,214	28,164	28,306	28,523	29,589
DI Yogyakarta	26,360	26,571	27,485	27,613	27,613	27,613
Jawa Timur	29,304	31,383	31,537	31,908	32,936	33,002
Banten	30,759	31,438	31,438	32,263	35,601	35,601
Bali	49,693	49,693	49,693	51,604	51,604	51,604
Nusa Tenggara Barat	35,448	36,007	36,642	39,381	41,779	41,779
Nusa Tenggara Timur	34,942	35,295	35,295	35,295	41,660	41,660
Kalimantan Barat	38,133	39,162	40,591	40,591	40,591	43,780
Kalimantan Tengah	57,179	57,179	57,179	57,179	57,179	57,436
Kalimantan Selatan	36,101	36,334	37,392	39,137	41,368	41,872
Kalimantan Timur	57,099	57,099	57,099	57,481	62,795	62,795
Kalimantan Utara	-	-	-	-	-	-
Sulawesi Utara	55,785	55,785	55,785	55,785	55,785	55,785
Sulawesi Tengah	52,035	52,035	52,518	52,946	52,946	52,946
Sulawesi Selatan	37,697	42,321	42,321	42,321	42,807	44,003
Sulawesi Tenggara	35,284	35,284	35,284	35,284	35,284	35,284
Gorontalo	45,350	45,414	46,042	47,500	50,409	50,409
Sulawesi Barat	31,880	31,880	31,880	31,880	31,880	31,880
Maluku	34,155	34,155	34,155	34,155	38,228	38,228
Maluku Utara	43,000	43,000	43,000	43,000	43,000	43,000
Papua Barat	43,062	43,062	43,062	43,062	43,062	43,062
Papua	51,634	51,634	51,634	51,634	51,634	51,634
Nasional/National	41,983	42,392	42,635	43,113	44,283	44,602

Lanjutan Tabel/Continued Table 2.4

Provinsi <i>Province</i>	Juli <i>July</i>	Agustus <i>August</i>	September <i>September</i>	Oktober <i>October</i>	November <i>November</i>	Desember <i>December</i>	Rata-rata <i>Average</i>
(1)	(8)	(9)	(10)	(11)	(12)	(13)	(14)
Aceh	44,866	45,760	45,760	46,083	46,278	46,278	45,107
Sumatera Utara	51,202	51,202	51,240	51,477	51,477	51,477	50,776
Sumatera Barat	52,731	52,731	52,731	52,731	52,731	52,984	51,818
Riau	55,042	55,042	55,042	55,042	55,042	55,042	54,952
Jambi	55,197	55,197	55,197	55,197	55,197	55,197	53,896
Sumatera Selatan	35,897	35,897	35,911	35,911	35,911	35,911	34,624
Bengkulu	34,314	34,314	34,314	34,314	34,602	34,958	34,361
Lampung	37,422	37,422	37,529	37,666	37,666	37,666	37,207
Kepulauan Bangka Belitung	57,001	57,001	57,001	57,001	57,001	58,755	56,657
Kepulauan Riau	54,667	54,667	54,667	54,667	55,900	55,900	54,497
DKI Jakarta	-	-	-	-	-	-	-
Jawa Barat	36,441	36,987	37,052	37,076	37,122	38,023	35,618
Jawa Tengah	30,964	31,350	31,524	31,646	31,669	31,669	29,787
DI Yogyakarta	27,691	27,820	27,820	28,169	28,169	28,517	27,620
Jawa Timur	33,439	33,575	33,733	34,008	34,068	34,259	32,763
Banten	35,601	35,795	36,125	36,125	36,125	36,271	34,429
Bali	51,713	51,713	51,713	51,713	51,713	52,009	51,206
Nusa Tenggara Barat	41,779	42,106	42,106	42,529	42,529	42,962	40,420
Nusa Tenggara Timur	41,686	41,686	41,686	42,978	42,978	43,628	39,899
Kalimantan Barat	43,780	43,780	43,780	45,615	46,347	46,347	42,708
Kalimantan Tengah	57,972	57,972	57,972	57,972	57,972	57,972	57,597
Kalimantan Selatan	41,872	41,872	42,550	42,550	42,550	42,550	40,512
Kalimantan Timur	62,795	62,795	62,795	63,596	63,596	63,596	61,128
Kalimantan Utara	-	-	-	-	-	-	-
Sulawesi Utara	55,785	55,785	55,785	55,785	55,785	56,101	55,812
Sulawesi Tengah	52,946	53,832	53,832	53,832	54,787	55,719	53,364
Sulawesi Selatan	44,118	44,118	44,118	44,118	44,118	44,118	43,015
Sulawesi Tenggara	35,284	35,717	35,717	35,717	36,346	36,346	35,569
Gorontalo	50,409	50,409	50,409	50,409	50,409	50,409	48,965
Sulawesi Barat	31,880	31,880	31,880	31,880	31,880	31,880	31,880
Maluku	38,228	38,228	38,228	38,228	38,228	38,228	36,870
Maluku Utara	43,000	49,519	49,519	49,519	49,519	49,519	45,716
Papua Barat	43,062	43,062	43,062	43,062	43,062	43,062	43,062
Papua	51,634	51,634	51,634	51,634	51,634	51,634	51,634
Nasional/ <i>National</i>	44,701	45,027	45,076	45,258	45,388	45,593	44,171

Tabel/Table 2.5

Upah Buruh Subsektor Tanaman Pangan, 2018
Memanen (Rp/Hari)
Laborer Wages of Food Crops Subsector, 2018
Harvesting (Rupiahs/Day)

Provinsi <i>Province</i>	Januari <i>January</i>	Februari <i>February</i>	Maret <i>March</i>	April <i>April</i>	Mei <i>May</i>	Juni <i>June</i>
(1)	(2)	(3)	(4)	(5)	(6)	(7)
Aceh	58,597	60,797	60,797	61,767	62,242	62,242
Sumatera Utara	55,860	55,860	56,145	56,145	57,632	57,929
Sumatera Barat	53,516	54,289	54,459	54,459	55,078	55,350
Riau	57,759	57,759	59,352	60,314	61,113	61,113
Jambi	52,268	53,808	53,808	54,623	54,623	54,623
Sumatera Selatan	34,558	34,558	34,800	35,050	36,511	38,381
Bengkulu	35,781	35,887	36,281	36,281	39,427	39,427
Lampung	36,646	37,574	37,574	38,042	43,141	43,141
Kepulauan Bangka Belitung	51,867	51,867	51,867	53,612	54,007	54,007
Kepulauan Riau	57,291	57,291	57,291	63,840	63,840	63,840
DKI Jakarta	-	-	-	-	-	-
Jawa Barat	35,300	35,412	35,412	35,580	39,309	39,683
Jawa Tengah	31,633	31,633	31,633	32,828	32,828	32,828
DI Yogyakarta	31,029	32,963	33,926	34,069	34,069	34,069
Jawa Timur	36,452	36,452	36,921	37,118	41,244	41,265
Banten	38,298	41,160	41,160	42,030	43,383	43,779
Bali	54,271	54,298	54,298	56,985	56,985	56,985
Nusa Tenggara Barat	37,027	37,664	39,842	39,842	40,959	41,449
Nusa Tenggara Timur	34,705	35,960	35,960	38,600	38,600	38,600
Kalimantan Barat	40,065	41,713	41,713	41,713	41,924	43,173
Kalimantan Tengah	42,275	43,789	43,789	43,789	46,007	46,007
Kalimantan Selatan	41,687	41,687	45,733	45,746	45,917	45,917
Kalimantan Timur	56,185	56,185	56,372	60,907	60,907	60,907
Kalimantan Utara	-	-	-	-	-	-
Sulawesi Utara	60,847	61,270	61,270	61,668	61,844	61,844
Sulawesi Tengah	46,813	47,203	47,203	47,432	47,432	47,432
Sulawesi Selatan	51,165	51,717	51,717	51,717	52,208	52,706
Sulawesi Tenggara	54,121	54,173	54,173	54,173	54,173	54,173
Gorontalo	39,463	41,835	41,835	41,835	41,835	42,015
Sulawesi Barat	45,179	45,362	45,362	48,556	48,924	48,924
Maluku	-	-	-	-	-	-
Maluku Utara	50,135	50,341	50,341	50,341	53,903	53,903
Papua Barat	56,226	56,226	57,348	57,716	57,970	60,745
Papua	52,982	52,982	52,982	52,982	52,982	52,982
Nasional/National	46,129	46,765	47,141	48,057	49,065	49,337

Lanjutan Tabel/Continued Table 2.5

Provinsi <i>Province</i>	Juli <i>July</i>	Agustus <i>August</i>	September <i>September</i>	Oktober <i>October</i>	November <i>November</i>	Desember <i>December</i>	Rata-rata <i>Average</i>
(1)	(8)	(9)	(10)	(11)	(12)	(13)	(14)
Aceh	62,242	62,242	62,242	62,822	62,822	62,822	61,803
Sumatera Utara	57,929	57,929	57,929	57,929	57,929	57,929	57,262
Sumatera Barat	55,998	56,186	56,437	56,568	56,626	56,626	55,466
Riau	61,113	61,113	61,113	61,113	61,113	61,113	60,341
Jambi	54,623	54,623	54,623	55,155	55,364	55,364	54,459
Sumatera Selatan	38,381	38,736	38,790	38,790	38,847	38,964	37,197
Bengkulu	40,784	40,784	41,384	41,384	41,601	41,601	39,219
Lampung	43,141	43,141	43,141	43,412	43,412	43,412	41,315
Kepulauan Bangka Belitung	54,007	54,007	54,007	54,007	54,007	54,062	53,444
Kepulauan Riau	63,840	63,840	63,840	63,840	63,840	63,840	62,203
DKI Jakarta	-	-	-	-	-	-	-
Jawa Barat	39,875	40,512	40,536	40,596	40,741	40,759	38,643
Jawa Tengah	32,828	32,828	32,828	32,828	33,560	33,810	32,672
DI Yogyakarta	34,069	34,069	34,069	34,564	34,564	34,648	33,842
Jawa Timur	41,641	41,788	41,962	42,299	42,376	42,704	40,185
Banten	43,779	43,779	44,309	44,309	44,309	44,309	42,884
Bali	56,985	56,985	57,053	57,363	57,363	57,816	56,449
Nusa Tenggara Barat	41,449	41,850	41,850	41,850	42,590	42,590	40,747
Nusa Tenggara Timur	38,600	38,600	38,600	39,169	39,169	39,608	38,014
Kalimantan Barat	43,711	44,346	44,346	45,787	47,231	47,231	43,579
Kalimantan Tengah	46,007	46,007	46,007	46,007	46,007	46,007	45,141
Kalimantan Selatan	45,917	45,917	45,997	45,997	45,997	45,997	45,209
Kalimantan Timur	60,907	60,907	60,907	61,903	61,903	61,903	59,991
Kalimantan Utara	-	-	-	-	-	-	-
Sulawesi Utara	61,844	61,844	61,844	61,844	61,844	62,469	61,703
Sulawesi Tengah	47,432	48,251	48,251	48,546	48,546	48,546	47,757
Sulawesi Selatan	53,348	53,348	53,722	53,826	53,826	54,285	52,799
Sulawesi Tenggara	55,852	56,501	56,501	57,301	57,301	57,398	55,487
Gorontalo	42,015	42,015	42,015	42,015	42,015	42,839	41,811
Sulawesi Barat	48,924	48,924	48,924	48,924	48,924	49,743	48,056
Maluku	-	-	-	-	-	-	-
Maluku Utara	53,903	53,903	57,877	57,877	57,877	57,877	54,023
Papua Barat	60,745	60,745	60,745	60,745	60,745	60,745	59,225
Papua	52,982	52,982	52,982	52,982	52,982	52,982	52,982
Nasional/ <i>National</i>	49,512	49,636	49,833	50,057	50,175	50,323	48,836

Tabel/Table 2.6

Upah Buruh Subsektor Tanaman Pangan, 2018
Pemupukan (Rp/Hari)
Laborer Wages of Food Crops Subsector, 2018
Fertilizing (Rupiahs/Day)

Provinsi <i>Province</i>	Januari <i>January</i>	Februari <i>February</i>	Maret <i>March</i>	April <i>April</i>	Mei <i>May</i>	Juni <i>June</i>
(1)	(2)	(3)	(4)	(5)	(6)	(7)
Aceh	43,295	44,916	44,916	45,120	45,930	46,291
Sumatera Utara	57,593	57,593	57,593	57,593	58,247	59,134
Sumatera Barat	50,747	50,945	50,945	50,945	50,945	51,418
Riau	56,650	56,650	56,650	56,650	56,650	56,650
Jambi	56,034	56,034	56,034	56,034	56,785	56,785
Sumatera Selatan	40,265	40,500	44,465	44,465	44,465	44,465
Bengkulu	37,569	40,105	40,105	40,105	43,322	43,322
Lampung	31,314	32,020	34,433	34,433	34,433	34,433
Kepulauan Bangka Belitung	56,598	56,598	56,598	56,598	56,598	56,598
Kepulauan Riau	-	-	-	-	-	-
DKI Jakarta	-	-	-	-	-	-
Jawa Barat	33,620	33,824	35,246	35,246	35,633	36,035
Jawa Tengah	29,477	31,115	31,444	31,444	31,444	31,444
DI Yogyakarta	26,046	26,066	27,424	27,655	27,750	27,750
Jawa Timur	29,253	29,378	30,270	30,358	32,511	32,511
Banten	31,436	31,436	31,436	31,436	33,589	33,589
Bali	40,411	40,986	40,986	41,759	41,759	41,759
Nusa Tenggara Barat	32,288	32,726	33,096	36,238	36,238	36,238
Nusa Tenggara Timur	36,031	36,031	36,031	41,739	41,739	41,739
Kalimantan Barat	38,202	38,600	38,600	41,247	41,247	41,247
Kalimantan Tengah	39,010	39,010	39,010	39,010	42,064	44,987
Kalimantan Selatan	33,734	33,734	33,734	33,734	33,734	33,734
Kalimantan Timur	59,890	59,890	60,351	65,678	65,678	65,678
Kalimantan Utara	-	-	-	-	-	-
Sulawesi Utara	60,202	60,771	60,771	64,339	64,339	64,339
Sulawesi Tengah	53,898	53,898	53,898	54,912	59,458	59,458
Sulawesi Selatan	40,046	40,144	40,144	40,683	40,683	40,683
Sulawesi Tenggara	38,339	38,339	38,339	41,579	41,579	41,579
Gorontalo	34,253	36,525	38,181	38,181	38,181	38,181
Sulawesi Barat	55,944	55,944	55,944	55,944	55,944	55,944
Maluku	62,500	62,500	69,183	69,183	69,183	69,183
Maluku Utara	-	-	-	-	-	-
Papua Barat	40,000	40,000	40,000	40,000	41,652	41,652
Papua	53,188	53,188	53,188	53,188	53,188	53,188
Nasional/National	43,261	43,649	44,301	45,183	45,832	46,001

Lanjutan Tabel/Continued Table 2.6

Provinsi <i>Province</i>	Juli <i>July</i>	Agustus <i>August</i>	September <i>September</i>	Oktober <i>October</i>	November <i>November</i>	Desember <i>December</i>	Rata-rata <i>Average</i>
(1)	(8)	(9)	(10)	(11)	(12)	(13)	(14)
Aceh	46,291	46,291	46,291	47,080	47,080	47,080	45,882
Sumatera Utara	59,134	59,134	59,134	59,258	59,468	59,468	58,613
Sumatera Barat	51,558	51,558	51,775	51,775	51,905	51,905	51,368
Riau	56,650	56,650	56,650	56,650	56,650	56,650	56,650
Jambi	56,785	56,785	56,785	56,785	57,426	57,426	56,641
Sumatera Selatan	44,465	44,465	44,465	44,465	44,465	44,465	43,785
Bengkulu	43,322	43,322	43,322	43,322	43,322	43,322	42,038
Lampung	34,514	34,514	34,613	34,985	34,985	34,985	34,139
Kepulauan Bangka Belitung	56,598	56,598	56,598	57,413	57,413	58,930	56,929
Kepulauan Riau	-	-	-	-	-	-	-
DKI Jakarta	-	-	-	-	-	-	-
Jawa Barat	36,035	36,372	36,469	36,469	36,609	36,618	35,681
Jawa Tengah	31,906	32,091	32,162	32,376	32,428	32,428	31,646
DI Yogyakarta	28,034	28,034	28,034	28,656	28,656	29,214	27,777
Jawa Timur	32,891	32,942	32,942	33,499	33,723	33,928	32,017
Banten	33,589	33,589	33,589	33,589	33,589	33,589	32,871
Bali	41,759	41,759	41,759	41,759	41,759	41,759	41,518
Nusa Tenggara Barat	36,238	36,238	36,238	36,238	36,412	36,706	35,408
Nusa Tenggara Timur	41,739	41,739	41,739	42,134	42,134	43,067	40,489
Kalimantan Barat	41,247	41,247	41,247	41,247	42,546	42,546	40,769
Kalimantan Tengah	44,987	44,987	44,987	44,987	44,987	44,987	42,751
Kalimantan Selatan	33,734	33,734	33,734	33,734	33,734	33,734	33,734
Kalimantan Timur	65,678	65,678	65,678	65,678	65,678	65,678	64,270
Kalimantan Utara	-	-	-	-	-	-	-
Sulawesi Utara	64,339	64,339	64,339	64,339	64,339	64,634	63,424
Sulawesi Tengah	59,458	59,458	59,458	59,458	59,890	59,890	57,761
Sulawesi Selatan	40,683	40,683	40,683	40,683	40,683	44,640	40,870
Sulawesi Tenggara	41,579	41,846	41,846	41,846	42,085	42,085	40,920
Gorontalo	38,181	38,181	38,181	38,302	39,031	39,031	37,868
Sulawesi Barat	55,944	55,944	55,944	55,944	55,944	55,944	55,944
Maluku	69,183	69,183	69,183	69,183	69,183	69,183	68,069
Maluku Utara	-	-	-	-	-	-	-
Papua Barat	41,652	41,652	41,652	41,652	41,652	41,652	41,102
Papua	53,188	53,188	53,188	53,188	53,188	53,188	53,188
Nasional/ <i>National</i>	46,045	46,073	46,090	46,223	46,366	46,624	45,471

Tabel/Table 2.7

Upah Buruh Subsektor Tanaman Pangan, 2018
Penyemprotan Organisme Pengganggu Tanaman (Rp/Hari)
Laborer Wages of Food Crops Subsector, 2018
Spraying (Rupiahs/Day)

Provinsi <i>Province</i>	Januari <i>January</i>	Februari <i>February</i>	Maret <i>March</i>	April <i>April</i>	Mei <i>May</i>	Juni <i>June</i>
(1)	(2)	(3)	(4)	(5)	(6)	(7)
Aceh	42,342	44,762	44,762	44,909	45,424	45,424
Sumatera Utara	60,439	60,588	60,588	60,588	62,197	63,373
Sumatera Barat	52,113	52,706	52,706	52,706	52,706	53,545
Riau	60,591	60,789	60,789	60,789	60,789	63,318
Jambi	49,610	49,610	51,884	51,884	51,884	51,884
Sumatera Selatan	36,123	36,659	37,238	37,238	37,238	37,238
Bengkulu	41,243	44,230	44,230	44,230	44,230	44,230
Lampung	30,903	30,903	30,903	30,903	34,603	34,603
Kepulauan Bangka Belitung	56,187	56,187	56,187	56,187	56,187	56,187
Kepulauan Riau	-	-	-	-	-	-
DKI Jakarta	-	-	-	-	-	-
Jawa Barat	35,780	36,218	36,218	36,218	39,988	40,326
Jawa Tengah	27,101	27,331	27,331	27,522	28,242	29,836
DI Yogyakarta	21,357	22,309	23,842	23,842	23,842	23,842
Jawa Timur	30,349	32,586	32,756	33,028	35,805	35,822
Banten	28,265	29,022	29,022	29,308	29,498	29,498
Bali	43,135	43,135	43,135	43,135	44,392	44,392
Nusa Tenggara Barat	36,693	36,786	38,902	39,118	39,118	39,118
Nusa Tenggara Timur	32,996	32,996	32,996	32,996	36,477	36,477
Kalimantan Barat	37,673	37,673	38,023	38,112	38,395	38,395
Kalimantan Tengah	52,173	57,268	57,268	57,268	57,268	57,268
Kalimantan Selatan	39,371	39,371	39,371	40,371	43,526	43,526
Kalimantan Timur	54,650	54,650	54,650	54,650	54,650	54,650
Kalimantan Utara	-	-	-	-	-	-
Sulawesi Utara	54,744	54,744	54,744	54,744	55,650	55,650
Sulawesi Tengah	53,420	53,807	53,807	53,978	55,330	55,330
Sulawesi Selatan	41,802	41,802	41,802	48,091	48,091	48,091
Sulawesi Tenggara	41,375	41,375	41,375	41,375	45,658	45,658
Gorontalo	46,586	47,386	47,834	48,139	49,364	49,364
Sulawesi Barat	41,257	41,519	41,519	41,519	41,519	41,519
Maluku	62,500	62,500	62,500	62,500	62,500	62,500
Maluku Utara	-	-	-	-	-	-
Papua Barat	51,631	51,631	51,631	51,631	51,631	51,631
Papua	54,969	54,969	54,969	54,969	54,969	54,969
Nasional/National	43,913	44,517	44,766	45,065	46,039	46,255

Lanjutan Tabel/Continued Table 2.7

Provinsi <i>Province</i>	Juli <i>July</i>	Agustus <i>August</i>	September <i>September</i>	Oktober <i>October</i>	November <i>November</i>	Desember <i>December</i>	Rata-rata <i>Average</i>
(1)	(8)	(9)	(10)	(11)	(12)	(13)	(14)
Aceh	45,424	45,706	45,706	45,880	45,880	45,880	45,175
Sumatera Utara	63,373	63,373	63,904	64,301	64,301	64,301	62,611
Sumatera Barat	53,545	53,545	53,809	53,809	54,503	54,916	53,384
Riau	63,318	63,318	63,318	63,318	63,318	63,318	62,248
Jambi	51,884	51,884	51,884	51,884	52,251	52,251	51,566
Sumatera Selatan	37,238	37,406	38,420	38,420	38,420	38,420	37,505
Bengkulu	44,230	44,230	44,230	44,230	44,230	44,230	43,981
Lampung	34,603	34,603	34,603	34,867	34,867	34,867	33,436
Kepulauan Bangka Belitung	56,187	56,187	56,187	57,074	57,074	58,016	56,487
Kepulauan Riau	-	-	-	-	-	-	-
DKI Jakarta	-	-	-	-	-	-	-
Jawa Barat	40,326	40,353	40,456	40,585	40,585	40,602	38,971
Jawa Tengah	31,102	31,288	31,441	31,858	31,925	31,964	29,745
DI Yogyakarta	23,842	23,842	23,842	23,842	23,842	24,437	23,557
Jawa Timur	35,977	36,098	36,174	36,288	36,307	36,356	34,795
Banten	29,498	29,777	29,777	29,777	29,777	29,777	29,416
Bali	44,392	44,392	44,392	44,392	44,392	44,392	43,973
Nusa Tenggara Barat	39,118	39,118	39,118	39,118	41,204	41,204	39,051
Nusa Tenggara Timur	36,477	36,477	36,477	36,477	36,477	36,829	35,346
Kalimantan Barat	38,395	38,395	38,395	39,166	39,166	39,166	38,413
Kalimantan Tengah	57,268	57,268	57,268	57,268	57,268	57,268	56,844
Kalimantan Selatan	43,526	43,526	43,526	43,526	43,526	43,526	42,224
Kalimantan Timur	54,650	54,650	54,650	54,650	54,650	54,650	54,650
Kalimantan Utara	-	-	-	-	-	-	-
Sulawesi Utara	55,650	55,650	55,650	55,650	55,650	56,010	55,378
Sulawesi Tengah	55,330	55,357	55,357	55,357	55,691	55,691	54,871
Sulawesi Selatan	48,091	48,091	48,091	48,091	48,091	48,091	46,519
Sulawesi Tenggara	45,658	45,960	45,960	45,960	45,960	45,960	44,356
Gorontalo	49,364	49,364	49,364	49,364	49,364	49,364	48,738
Sulawesi Barat	41,519	41,519	41,519	41,519	41,519	41,519	41,497
Maluku	62,500	62,500	62,500	62,500	62,500	62,500	62,500
Maluku Utara	-	-	-	-	-	-	-
Papua Barat	51,631	51,631	51,631	51,631	51,631	51,631	51,631
Papua	54,969	54,969	54,969	54,969	54,969	54,969	54,969
Nasional/ <i>National</i>	46,303	46,349	46,421	46,526	46,645	46,737	45,795

Tabel/Table 2.8

Upah Buruh Subsektor Tanaman Pangan, 2018
Perontokan (Rp/Hari)
Laborer Wages of Food Crops Subsector, 2018
Defoliation (Rupiahs/Day)

Provinsi <i>Province</i>	Januari <i>January</i>	Februari <i>February</i>	Maret <i>March</i>	April <i>April</i>	Mei <i>May</i>	Juni <i>June</i>
(1)	(2)	(3)	(4)	(5)	(6)	(7)
Aceh	43,814	44,085	44,085	45,108	46,215	46,215
Sumatera Utara	55,599	55,599	55,599	55,599	55,599	57,519
Sumatera Barat	54,256	55,125	55,125	55,125	55,125	56,047
Riau	52,116	52,116	52,116	52,116	52,116	52,116
Jambi	39,724	39,724	39,724	40,026	42,577	42,577
Sumatera Selatan	35,250	35,250	35,250	35,250	35,250	38,025
Bengkulu	47,037	47,602	47,602	47,602	47,602	47,602
Lampung	30,341	30,341	30,341	30,341	30,341	30,341
Kepulauan Bangka Belitung	54,000	54,000	54,000	54,000	54,000	54,000
Kepulauan Riau	-	-	-	-	-	-
DKI Jakarta	-	-	-	-	-	-
Jawa Barat	33,322	33,322	33,670	34,007	36,221	36,361
Jawa Tengah	28,160	28,322	28,459	28,459	28,867	30,741
DI Yogyakarta	25,365	25,592	25,592	27,651	27,651	27,651
Jawa Timur	33,273	34,678	35,310	35,606	35,606	35,606
Banten	26,843	26,843	26,843	27,633	28,000	30,139
Bali	50,073	50,073	50,073	50,073	50,073	50,073
Nusa Tenggara Barat	35,864	37,516	37,776	37,776	37,776	37,776
Nusa Tenggara Timur	38,180	38,180	38,180	38,238	38,238	38,238
Kalimantan Barat	42,324	50,857	50,857	50,857	50,857	50,857
Kalimantan Tengah	37,534	39,050	39,050	39,050	39,050	39,050
Kalimantan Selatan	52,665	52,665	53,581	53,581	53,581	53,581
Kalimantan Timur	52,725	52,725	54,101	54,101	54,101	54,101
Kalimantan Utara	-	-	-	-	-	-
Sulawesi Utara	62,687	62,687	62,687	62,687	63,004	63,004
Sulawesi Tengah	52,858	52,858	52,858	52,858	52,858	52,858
Sulawesi Selatan	40,175	40,175	40,175	40,175	40,175	43,283
Sulawesi Tenggara	-	-	-	-	-	-
Gorontalo	-	-	-	-	-	-
Sulawesi Barat	54,356	55,998	55,998	55,998	56,968	56,968
Maluku	-	-	-	-	-	-
Maluku Utara	-	-	-	-	-	-
Papua Barat	-	-	-	-	-	-
Papua	-	-	-	-	-	-
Nasional/National	43,142	43,815	43,962	44,157	44,474	44,989

Lanjutan Tabel/Continued Table 2.8

Provinsi <i>Province</i>	Juli <i>July</i>	Agustus <i>August</i>	September <i>September</i>	Oktober <i>October</i>	November <i>November</i>	Desember <i>December</i>	Rata-rata <i>Average</i>
(1)	(8)	(9)	(10)	(11)	(12)	(13)	(14)
Aceh	46,215	46,215	46,215	46,215	46,215	46,215	45,568
Sumatera Utara	57,519	57,932	57,946	57,946	57,946	57,946	56,896
Sumatera Barat	56,167	56,167	57,622	57,622	59,195	59,195	56,398
Riau	52,116	52,116	52,116	52,116	52,116	52,116	52,116
Jambi	42,927	42,927	42,927	42,927	44,098	44,098	42,021
Sumatera Selatan	38,025	38,025	38,025	38,025	38,025	38,025	36,868
Bengkulu	51,106	51,106	51,106	51,106	51,106	51,106	49,307
Lampung	30,341	30,341	30,341	30,341	30,341	30,341	30,341
Kepulauan Bangka Belitung	54,000	54,000	54,000	54,000	54,000	54,000	54,000
Kepulauan Riau	-	-	-	-	-	-	-
DKI Jakarta	-	-	-	-	-	-	-
Jawa Barat	36,361	36,876	36,876	37,101	37,101	37,172	35,699
Jawa Tengah	30,871	30,871	31,458	31,834	31,834	31,834	30,143
DI Yogyakarta	27,651	27,651	27,651	28,804	28,804	28,804	27,406
Jawa Timur	35,606	35,745	36,357	36,646	36,646	36,696	35,648
Banten	30,139	30,139	30,139	30,139	30,139	30,139	28,928
Bali	50,073	50,073	50,073	50,073	50,073	50,073	50,073
Nusa Tenggara Barat	37,776	38,858	38,858	38,858	38,858	38,858	38,046
Nusa Tenggara Timur	38,238	38,238	38,238	38,802	38,802	39,614	38,432
Kalimantan Barat	50,857	50,857	50,857	50,857	50,857	50,857	50,146
Kalimantan Tengah	39,050	39,050	39,050	39,050	39,050	39,050	38,923
Kalimantan Selatan	54,022	54,022	54,249	54,249	56,633	56,633	54,122
Kalimantan Timur	54,101	54,101	54,101	54,101	54,101	54,101	53,872
Kalimantan Utara	-	-	-	-	-	-	-
Sulawesi Utara	63,004	63,004	63,004	63,004	63,004	63,004	62,898
Sulawesi Tengah	52,858	52,858	52,858	52,858	53,409	53,409	52,949
Sulawesi Selatan	43,283	43,283	43,283	43,283	43,283	43,283	41,988
Sulawesi Tenggara	-	-	-	-	-	-	-
Gorontalo	-	-	-	-	-	-	-
Sulawesi Barat	56,968	56,968	56,968	56,968	56,968	56,968	56,508
Maluku	-	-	-	-	-	-	-
Maluku Utara	-	-	-	-	-	-	-
Papua Barat	-	-	-	-	-	-	-
Papua	-	-	-	-	-	-	-
Nasional/ <i>National</i>	45,171	45,257	45,373	45,477	45,704	45,741	44,772

SUBSEKTOR TANAMAN HORTIKULTURA
HORTICULTURE CROPS SUBSECTOR

<http://www.bps.go.id>

Tabel/Table 3.1

Upah Buruh Subsektor Tanaman Hortikultura 2018
Mencangkul (Rp/Hari)
Laborer Wages of Horticulture Crops Subsector 2018
Hoeing (Rupiahs/Day)

Provinsi <i>Province</i>	Januari <i>January</i>	Februari <i>February</i>	Maret <i>March</i>	April <i>April</i>	Mei <i>May</i>	Juni <i>June</i>
(1)	(2)	(3)	(4)	(5)	(6)	(7)
Aceh	57,446	57,446	57,446	57,446	57,446	57,687
Sumatera Utara	55,272	55,857	55,857	55,969	56,849	57,636
Sumatera Barat	56,754	57,213	57,532	57,740	57,740	61,219
Riau	64,346	64,346	64,346	64,346	64,346	67,371
Jambi	50,575	51,882	52,205	52,205	52,205	52,332
Sumatera Selatan	41,698	41,967	42,279	42,279	42,735	43,498
Bengkulu	50,715	50,898	51,429	51,948	53,501	53,501
Lampung	39,812	41,456	41,456	41,724	42,059	43,880
Kepulauan Bangka Belitung	57,358	57,505	59,149	59,149	59,149	59,149
Kepulauan Riau	63,701	63,888	63,888	64,219	64,447	64,447
DKI Jakarta	-	-	-	-	-	-
Jawa Barat	33,588	33,588	36,474	36,827	36,827	37,175
Jawa Tengah	30,656	30,893	32,162	32,932	33,172	34,402
DI Yogyakarta	31,325	31,678	33,050	33,120	33,169	33,169
Jawa Timur	32,854	33,087	34,776	34,902	34,902	35,635
Banten	31,393	33,180	33,180	33,463	33,679	33,679
Bali	59,009	59,834	60,710	60,900	61,383	61,383
Nusa Tenggara Barat	39,353	39,742	39,742	40,847	43,020	43,281
Nusa Tenggara Timur	38,095	38,095	38,095	38,095	38,095	38,095
Kalimantan Barat	55,097	55,278	55,949	57,991	58,335	58,335
Kalimantan Tengah	57,070	57,070	57,070	57,070	58,174	58,174
Kalimantan Selatan	37,974	39,028	39,276	39,276	41,050	41,798
Kalimantan Timur	54,362	54,362	54,362	54,362	54,748	55,198
Kalimantan Utara	-	-	-	-	-	-
Sulawesi Utara	56,918	57,377	57,682	57,987	58,566	58,566
Sulawesi Tengah	56,526	56,526	56,526	57,378	57,378	57,913
Sulawesi Selatan	42,636	42,957	42,957	43,085	43,085	43,893
Sulawesi Tenggara	57,444	58,528	58,528	58,528	58,528	58,973
Gorontalo	40,016	40,016	40,587	42,277	42,581	42,581
Sulawesi Barat	53,107	53,107	53,107	53,107	53,701	53,701
Maluku	34,641	34,641	34,641	38,172	38,172	38,172
Maluku Utara	55,889	55,889	55,889	56,215	56,215	56,215
Papua Barat	-	-	-	-	-	-
Papua	54,832	54,832	54,832	54,832	54,832	54,832
Nasional/ <i>National</i>	48,079	48,457	48,877	49,303	49,680	50,190

Lanjutan Tabel/Continued Table 3.1

Provinsi <i>Province</i>	Juli <i>July</i>	Agustus <i>August</i>	September <i>September</i>	Oktober <i>October</i>	November <i>November</i>	Desember <i>December</i>	Rata-rata <i>Average</i>
(1)	(8)	(9)	(10)	(11)	(12)	(13)	(14)
Aceh	57,687	58,089	58,089	58,089	58,089	58,089	57,754
Sumatera Utara	57,971	57,971	58,145	58,145	58,145	58,145	57,163
Sumatera Barat	61,219	61,219	61,295	61,295	61,395	61,485	59,676
Riau	67,371	68,211	68,211	68,211	68,211	68,211	66,460
Jambi	52,332	52,332	52,332	52,332	52,332	52,817	52,157
Sumatera Selatan	43,498	43,921	44,128	44,128	44,128	44,194	43,205
Bengkulu	53,501	53,501	53,501	53,614	54,888	54,888	52,990
Lampung	44,411	44,667	44,899	44,899	44,899	45,388	43,296
Kepulauan Bangka Belitung	59,753	59,753	59,753	60,142	60,913	61,496	59,439
Kepulauan Riau	64,447	64,447	64,772	67,249	67,249	67,750	65,042
DKI Jakarta	-	-	-	-	-	-	-
Jawa Barat	37,175	37,192	37,197	37,197	37,197	37,217	36,471
Jawa Tengah	35,087	35,087	35,223	35,370	35,396	35,606	33,832
DI Yogyakarta	33,169	33,169	33,169	33,169	33,223	35,166	33,048
Jawa Timur	35,635	35,807	36,537	37,299	37,365	37,468	35,522
Banten	33,855	33,855	34,072	34,628	35,344	35,344	33,806
Bali	61,650	62,344	62,858	63,050	63,050	63,050	61,602
Nusa Tenggara Barat	43,281	43,281	43,281	43,974	43,974	43,974	42,313
Nusa Tenggara Timur	38,095	38,095	38,095	38,268	38,268	38,268	38,138
Kalimantan Barat	58,621	58,621	58,621	62,027	62,027	62,027	58,577
Kalimantan Tengah	58,929	58,929	58,929	58,929	58,929	59,557	58,236
Kalimantan Selatan	41,798	41,798	41,846	41,846	41,846	41,846	40,782
Kalimantan Timur	55,198	55,198	55,991	55,991	55,991	55,991	55,146
Kalimantan Utara	-	-	-	-	-	-	-
Sulawesi Utara	59,342	59,342	59,499	59,853	60,182	60,571	58,824
Sulawesi Tengah	57,913	58,093	58,093	58,679	59,968	59,968	57,913
Sulawesi Selatan	43,893	43,893	44,243	46,666	46,666	47,022	44,250
Sulawesi Tenggara	58,973	58,973	59,732	59,732	59,732	59,732	58,950
Gorontalo	42,581	42,581	42,581	42,581	42,581	42,581	41,962
Sulawesi Barat	53,701	53,701	53,701	53,701	53,701	53,896	53,519
Maluku	38,172	38,172	38,172	38,172	38,172	38,172	37,290
Maluku Utara	56,215	56,215	56,890	56,890	60,156	60,156	56,903
Papua Barat	-	-	-	-	-	-	-
Papua	54,832	54,832	54,832	54,832	54,832	54,832	54,832
Nasional/ <i>National</i>	50,332	50,429	50,603	50,999	51,253	51,449	49,971

Tabel/Table 3.2

Upah Buruh Subsektor Tanaman Hortikultura 2018
Membajak (Rp/Hari)
Laborer Wages of Horticulture Crops Subsector 2018
Plowing (Rupiahs/Day)

Provinsi <i>Province</i>	Januari <i>January</i>	Februari <i>February</i>	Maret <i>March</i>	April <i>April</i>	Mei <i>May</i>	Juni <i>June</i>
(1)	(2)	(3)	(4)	(5)	(6)	(7)
Aceh	51,130	51,130	51,130	51,130	51,130	51,130
Sumatera Utara	53,814	56,315	56,315	56,315	56,315	56,315
Sumatera Barat	58,755	59,201	59,201	59,201	59,731	59,798
Riau	-	-	-	-	-	-
Jambi	47,648	50,415	50,415	50,415	50,415	50,415
Sumatera Selatan	39,767	40,192	42,943	42,943	42,943	42,943
Bengkulu	48,813	48,813	48,813	48,813	50,269	50,269
Lampung	44,674	44,674	44,674	44,674	44,674	45,059
Kepulauan Bangka Belitung	-	-	-	-	-	-
Kepulauan Riau	-	-	-	-	-	-
DKI Jakarta	-	-	-	-	-	-
Jawa Barat	42,999	43,353	43,353	44,386	44,736	44,747
Jawa Tengah	43,266	43,446	43,867	44,680	46,523	48,792
DI Yogyakarta	41,681	46,360	46,360	46,360	46,360	46,360
Jawa Timur	39,677	41,852	42,333	43,099	43,099	43,099
Banten	37,512	37,512	38,552	38,552	41,786	41,786
Bali	57,183	57,183	58,456	58,456	58,456	58,456
Nusa Tenggara Barat	48,661	48,836	48,961	49,479	49,808	49,808
Nusa Tenggara Timur	42,836	42,836	42,836	42,836	42,836	42,836
Kalimantan Barat	59,830	61,043	61,043	61,043	61,433	63,078
Kalimantan Tengah	50,000	50,000	50,000	50,000	50,000	50,000
Kalimantan Selatan	52,902	52,902	52,902	53,363	53,363	58,399
Kalimantan Timur	58,873	58,873	58,873	58,873	58,873	58,873
Kalimantan Utara	-	-	-	-	-	-
Sulawesi Utara	57,699	57,699	58,085	62,037	62,037	62,037
Sulawesi Tengah	48,935	48,935	48,935	52,151	52,151	52,151
Sulawesi Selatan	44,384	47,864	47,864	47,864	47,864	47,864
Sulawesi Tenggara	54,026	54,026	54,026	54,026	59,065	59,065
Gorontalo	57,357	57,951	62,906	62,906	62,906	62,906
Sulawesi Barat	40,000	40,000	40,000	40,000	40,000	40,000
Maluku	-	-	-	-	-	-
Maluku Utara	42,000	42,000	42,000	42,000	43,313	43,313
Papua Barat	-	-	-	-	-	-
Papua	-	-	-	-	-	-
Nasional/ <i>National</i>	48,632	49,362	49,802	50,216	50,773	51,135

Lanjutan Tabel/Continued Table 3.2

Provinsi <i>Province</i>	Juli <i>July</i>	Agustus <i>August</i>	September <i>September</i>	Oktober <i>October</i>	November <i>November</i>	Desember <i>December</i>	Rata-rata <i>Average</i>
(1)	(8)	(9)	(10)	(11)	(12)	(13)	(14)
Aceh	51,130	51,130	51,130	51,130	51,130	51,130	51,130
Sumatera Utara	56,315	56,315	56,315	56,780	56,780	56,780	56,223
Sumatera Barat	59,798	59,798	60,274	61,322	61,404	61,404	59,990
Riau	-	-	-	-	-	-	-
Jambi	50,415	50,415	50,415	50,415	50,415	50,415	50,185
Sumatera Selatan	42,943	42,943	42,943	42,943	42,943	42,943	42,449
Bengkulu	50,269	50,269	50,873	50,873	50,984	50,984	50,003
Lampung	46,190	47,135	47,135	49,307	50,159	50,159	46,543
Kepulauan Bangka Belitung	-	-	-	-	-	-	-
Kepulauan Riau	-	-	-	-	-	-	-
DKI Jakarta	-	-	-	-	-	-	-
Jawa Barat	48,722	48,776	48,776	48,872	48,872	48,926	46,377
Jawa Tengah	49,511	49,652	49,789	49,789	49,789	49,789	47,408
DI Yogyakarta	46,360	46,360	46,360	46,360	46,360	46,360	45,970
Jawa Timur	43,169	43,263	43,315	43,476	43,556	43,594	42,794
Banten	42,284	42,284	42,284	42,284	42,284	42,284	40,784
Bali	58,456	58,456	58,932	61,165	61,165	61,165	58,961
Nusa Tenggara Barat	50,041	50,041	50,041	53,098	53,098	53,098	50,414
Nusa Tenggara Timur	42,836	42,836	42,836	45,777	45,777	45,777	43,572
Kalimantan Barat	63,078	63,078	63,078	63,078	63,078	63,078	62,162
Kalimantan Tengah	51,768	51,768	51,768	51,768	51,768	51,768	50,884
Kalimantan Selatan	58,706	59,878	59,878	59,878	59,878	59,878	56,828
Kalimantan Timur	58,873	58,873	58,873	58,873	58,873	58,873	58,873
Kalimantan Utara	-	-	-	-	-	-	-
Sulawesi Utara	62,037	62,037	62,438	63,347	63,347	63,347	61,346
Sulawesi Tengah	52,151	52,332	52,332	52,332	53,307	53,307	51,585
Sulawesi Selatan	47,864	47,864	47,864	47,864	47,864	47,864	47,574
Sulawesi Tenggara	59,065	59,065	59,065	59,065	59,065	59,065	57,386
Gorontalo	62,906	62,906	62,906	62,906	62,906	62,906	62,031
Sulawesi Barat	40,000	40,000	40,000	40,000	40,000	40,000	40,000
Maluku	-	-	-	-	-	-	-
Maluku Utara	43,313	43,313	44,411	44,411	44,411	44,411	43,241
Papua Barat	-	-	-	-	-	-	-
Papua	-	-	-	-	-	-	-
<i>Nasional/National</i>	51,469	51,569	51,694	52,197	52,277	52,281	50,950

Tabel/Table 3.3

Upah Buruh Subsektor Tanaman Hortikultura 2018
Menanam (Rp/Hari)
Laborer Wages of Horticulture Crops Subsector 2018
Planting (Rupiahs/Day)

Provinsi <i>Province</i>	Januari <i>January</i>	Februari <i>February</i>	Maret <i>March</i>	April <i>April</i>	Mei <i>May</i>	Juni <i>June</i>
(1)	(2)	(3)	(4)	(5)	(6)	(7)
Aceh	44,706	45,239	45,239	46,080	46,080	46,626
Sumatera Utara	46,527	46,527	47,030	47,315	47,603	47,603
Sumatera Barat	45,975	46,370	46,679	46,679	46,892	46,892
Riau	50,651	50,651	50,651	50,651	50,651	50,651
Jambi	47,721	49,408	50,162	50,162	50,162	50,328
Sumatera Selatan	35,945	36,830	37,163	37,163	37,163	37,956
Bengkulu	33,590	34,203	34,514	34,514	34,514	34,514
Lampung	27,236	29,566	29,566	30,049	30,049	30,049
Kepulauan Bangka Belitung	37,750	37,750	38,601	38,601	38,601	38,601
Kepulauan Riau	58,051	58,051	58,051	61,721	61,721	61,721
DKI Jakarta	-	-	-	-	-	-
Jawa Barat	28,375	30,127	30,791	31,347	31,620	32,547
Jawa Tengah	22,821	23,005	23,835	24,244	24,424	26,019
DI Yogyakarta	25,025	25,074	26,061	26,149	26,315	26,315
Jawa Timur	26,987	27,241	28,374	28,885	28,885	29,112
Banten	30,711	30,910	30,910	31,987	35,176	35,176
Bali	56,507	56,555	57,429	58,440	59,473	59,473
Nusa Tenggara Barat	30,007	31,037	31,240	33,930	34,562	34,562
Nusa Tenggara Timur	30,177	30,177	30,177	30,177	30,177	30,240
Kalimantan Barat	39,571	39,571	39,818	40,417	40,417	40,417
Kalimantan Tengah	53,757	55,070	55,070	55,070	55,070	55,070
Kalimantan Selatan	29,937	30,214	30,640	32,145	33,049	33,049
Kalimantan Timur	54,713	54,713	54,713	56,623	57,118	58,378
Kalimantan Utara	-	-	-	-	-	-
Sulawesi Utara	53,909	55,152	55,437	55,774	56,466	56,466
Sulawesi Tengah	43,247	43,247	43,247	43,247	43,465	43,465
Sulawesi Selatan	44,149	44,752	44,752	45,519	45,519	47,955
Sulawesi Tenggara	46,603	46,603	46,876	46,876	48,131	49,058
Gorontalo	39,661	40,355	41,743	41,743	41,743	41,743
Sulawesi Barat	57,770	57,770	57,770	60,463	60,463	60,463
Maluku	-	-	-	-	-	-
Maluku Utara	40,212	40,212	40,212	40,212	40,212	40,212
Papua Barat	55,607	55,607	55,607	56,376	62,343	62,343
Papua	-	-	-	-	-	-
Nasional/ <i>National</i>	41,263	41,733	42,079	42,752	43,269	43,567

Lanjutan Tabel/Continued Table 3.3

Provinsi <i>Province</i>	Juli <i>July</i>	Agustus <i>August</i>	September <i>September</i>	Oktober <i>October</i>	November <i>November</i>	Desember <i>December</i>	Rata-rata <i>Average</i>
(1)	(8)	(9)	(10)	(11)	(12)	(13)	(14)
Aceh	46,626	46,819	46,819	46,819	46,819	46,819	46,225
Sumatera Utara	47,901	48,488	48,593	48,675	48,715	48,715	47,808
Sumatera Barat	46,892	47,593	48,368	48,565	49,683	49,683	47,523
Riau	50,651	51,042	51,042	51,042	51,042	51,042	50,814
Jambi	50,328	50,328	50,328	50,328	50,328	50,328	49,993
Sumatera Selatan	37,956	38,089	40,769	41,236	41,236	41,236	38,562
Bengkulu	34,514	35,633	35,633	35,830	37,487	37,487	35,203
Lampung	30,517	30,745	30,745	30,844	30,844	30,844	30,088
Kepulauan Bangka Belitung	38,601	38,601	38,601	38,601	38,601	38,601	38,459
Kepulauan Riau	63,061	63,061	63,061	63,061	63,061	63,061	61,473
DKI Jakarta	-	-	-	-	-	-	-
Jawa Barat	32,642	32,923	33,163	33,194	33,245	33,264	31,936
Jawa Tengah	26,823	26,913	26,999	26,999	27,237	27,498	25,568
DI Yogyakarta	26,315	26,451	26,451	26,451	26,583	26,629	26,152
Jawa Timur	29,415	29,621	29,778	30,112	30,112	30,245	29,064
Banten	35,843	35,843	35,843	35,843	35,843	35,843	34,161
Bali	59,473	59,473	59,473	59,473	59,473	59,574	58,734
Nusa Tenggara Barat	34,562	34,624	34,624	35,042	35,042	35,042	33,690
Nusa Tenggara Timur	30,240	30,240	30,240	30,573	30,573	30,573	30,297
Kalimantan Barat	40,417	40,417	41,256	41,256	41,919	42,412	40,657
Kalimantan Tengah	55,070	55,070	55,070	55,070	55,744	55,744	55,073
Kalimantan Selatan	33,163	33,163	33,163	33,163	33,163	33,163	32,334
Kalimantan Timur	58,378	58,378	58,378	58,378	58,378	58,378	57,211
Kalimantan Utara	-	-	-	-	-	-	-
Sulawesi Utara	57,267	57,267	57,628	58,438	58,793	59,198	56,816
Sulawesi Tengah	43,625	43,730	43,829	44,402	44,663	44,663	43,736
Sulawesi Selatan	47,955	47,955	47,955	47,955	47,955	48,189	46,718
Sulawesi Tenggara	49,058	49,058	49,058	49,058	49,058	49,058	48,208
Gorontalo	41,743	41,743	41,743	41,743	41,743	41,743	41,454
Sulawesi Barat	60,463	60,463	60,463	60,463	60,463	61,172	59,849
Maluku	-	-	-	-	-	-	-
Maluku Utara	40,212	40,212	40,212	40,212	40,212	40,212	40,212
Papua Barat	62,343	62,343	62,343	62,343	62,343	62,343	60,162
Papua	-	-	-	-	-	-	-
Nasional/ <i>National</i>	43,735	43,876	44,054	44,172	44,345	44,425	43,273

Tabel/Table 3.4

Upah Buruh Subsektor Tanaman Hortikultura 2018
Merambat (Rp/Hari)
Laborer Wages of Horticulture Crops Subsector 2018
Weeding (Rupiahs/Day)

Provinsi <i>Province</i>	Januari <i>January</i>	Februari <i>February</i>	Maret <i>March</i>	April <i>April</i>	Mei <i>May</i>	Juni <i>June</i>
(1)	(2)	(3)	(4)	(5)	(6)	(7)
Aceh	37,456	37,456	37,456	37,456	37,456	37,735
Sumatera Utara	48,878	48,878	48,878	48,878	51,438	51,438
Sumatera Barat	44,389	44,462	44,710	44,710	49,155	49,760
Riau	52,491	57,022	57,022	57,022	57,022	57,245
Jambi	43,499	44,247	44,247	45,525	48,910	48,910
Sumatera Selatan	32,400	32,543	34,271	34,271	35,265	37,342
Bengkulu	35,546	37,008	37,008	37,008	37,580	37,580
Lampung	28,227	28,227	28,227	28,504	33,104	33,104
Kepulauan Bangka Belitung	43,836	44,477	44,477	44,477	44,477	44,477
Kepulauan Riau	63,165	63,165	63,165	63,917	65,669	65,669
DKI Jakarta	-	-	-	-	-	-
Jawa Barat	29,842	31,802	31,914	32,562	32,899	33,390
Jawa Tengah	24,528	24,553	24,613	24,661	26,451	28,069
DI Yogyakarta	23,568	23,914	25,677	25,677	25,677	25,677
Jawa Timur	26,591	26,874	28,269	28,486	29,181	29,299
Banten	29,734	29,959	29,959	30,403	31,823	31,823
Bali	44,269	44,689	44,689	46,214	46,214	46,214
Nusa Tenggara Barat	35,156	36,014	37,469	37,469	37,674	37,674
Nusa Tenggara Timur	35,500	35,500	35,500	35,500	38,651	38,651
Kalimantan Barat	34,990	36,705	37,305	37,305	37,305	37,305
Kalimantan Tengah	50,123	50,123	50,123	50,123	50,123	50,123
Kalimantan Selatan	42,059	42,059	42,059	42,059	42,059	43,190
Kalimantan Timur	59,652	59,652	59,652	59,652	60,123	63,128
Kalimantan Utara	59,945	61,712	62,582	62,582	62,700	62,700
Sulawesi Utara	55,952	55,952	56,207	58,945	58,945	58,945
Sulawesi Tengah	42,243	42,243	42,243	42,634	43,349	43,349
Sulawesi Selatan	37,970	39,159	39,649	39,866	42,215	42,215
Sulawesi Tenggara	46,304	46,347	46,347	46,347	46,347	46,757
Gorontalo	38,779	38,779	39,538	41,564	43,835	43,835
Sulawesi Barat	35,000	35,000	35,000	35,000	35,000	35,000
Maluku	31,054	31,054	31,619	31,619	35,192	35,192
Maluku Utara	33,312	33,312	33,312	33,312	33,312	33,312
Papua Barat	-	-	-	-	-	-
Papua	-	-	-	-	-	-
Nasional/ <i>National</i>	40,208	40,738	41,071	41,411	42,553	42,874

Lanjutan Tabel/Continued Table 3.4

Provinsi <i>Province</i>	Juli <i>July</i>	Agustus <i>August</i>	September <i>September</i>	Oktober <i>October</i>	November <i>November</i>	Desember <i>December</i>	Rata-rata <i>Average</i>
(1)	(8)	(9)	(10)	(11)	(12)	(13)	(14)
Aceh	37,735	37,735	37,735	38,645	38,645	38,645	37,846
Sumatera Utara	51,438	51,438	51,438	51,545	51,545	51,833	50,636
Sumatera Barat	50,287	50,287	50,944	51,166	51,166	51,166	48,517
Riau	57,245	57,245	57,245	57,245	57,245	57,245	56,775
Jambi	48,910	48,910	48,910	48,910	48,910	48,910	47,400
Sumatera Selatan	37,555	37,555	38,000	38,000	38,000	38,000	36,100
Bengkulu	37,864	37,864	37,864	38,042	39,633	39,633	37,719
Lampung	33,534	33,732	33,732	33,732	33,732	33,732	31,799
Kepulauan Bangka Belitung	46,042	46,042	46,042	46,042	47,559	50,006	45,663
Kepulauan Riau	65,669	65,669	66,961	72,571	72,571	72,571	66,730
DKI Jakarta	-	-	-	-	-	-	-
Jawa Barat	33,395	33,788	33,872	33,874	33,931	33,952	32,935
Jawa Tengah	29,379	29,449	29,577	29,758	29,779	29,893	27,559
DI Yogyakarta	25,677	25,677	25,677	25,874	25,874	26,057	25,419
Jawa Timur	29,617	29,783	29,885	30,255	30,322	30,517	29,090
Banten	32,482	32,482	33,104	33,104	33,104	33,104	31,757
Bali	46,214	46,214	46,214	46,214	46,214	46,214	45,798
Nusa Tenggara Barat	37,674	38,041	38,041	38,501	38,501	38,905	37,593
Nusa Tenggara Timur	38,651	38,651	38,651	39,187	39,187	39,187	37,735
Kalimantan Barat	37,305	37,305	37,305	37,305	37,846	37,846	37,152
Kalimantan Tengah	50,123	50,123	50,123	50,123	50,123	51,120	50,206
Kalimantan Selatan	43,190	43,190	43,190	43,190	43,190	43,190	42,719
Kalimantan Timur	63,128	63,128	63,128	63,128	63,128	63,128	61,719
Kalimantan Utara	62,700	62,700	62,700	62,700	62,700	62,700	62,369
Sulawesi Utara	58,945	58,945	58,945	58,945	59,746	60,723	58,433
Sulawesi Tengah	43,349	43,349	43,349	43,349	43,349	43,349	43,013
Sulawesi Selatan	42,215	42,215	42,215	42,215	42,215	42,215	41,197
Sulawesi Tenggara	46,757	46,757	46,757	46,757	46,757	46,757	46,582
Gorontalo	43,835	43,835	43,835	43,835	43,835	43,835	42,445
Sulawesi Barat	35,000	35,000	35,000	35,000	35,000	35,000	35,000
Maluku	35,192	35,192	35,192	35,192	35,192	35,192	33,907
Maluku Utara	33,312	33,312	35,373	35,373	37,128	37,128	34,292
Papua Barat	-	-	-	-	-	-	-
Papua	-	-	-	-	-	-	-
Nasional/ <i>National</i>	43,046	43,084	43,258	43,541	43,746	43,928	42,455

Tabel/Table 3.5

Upah Buruh Subsektor Tanaman Hortikultura 2018
Memanen (Rp/Hari)
Laborer Wages of Horticulture Crops Subsector 2018
Harvesting (Rupiahs/Day)

Provinsi <i>Province</i>	Januari <i>January</i>	Februari <i>February</i>	Maret <i>March</i>	April <i>April</i>	Mei <i>May</i>	Juni <i>June</i>
(1)	(2)	(3)	(4)	(5)	(6)	(7)
Aceh	50,588	51,643	51,643	52,234	52,857	53,464
Sumatera Utara	53,986	54,181	54,181	55,006	55,410	55,917
Sumatera Barat	51,767	51,930	52,119	52,119	52,565	53,401
Riau	56,066	56,426	56,795	56,890	57,026	59,548
Jambi	48,317	48,496	48,496	48,496	48,496	48,496
Sumatera Selatan	37,049	37,926	38,162	38,162	38,295	38,762
Bengkulu	45,891	47,136	47,398	47,679	47,679	47,679
Lampung	33,981	34,175	35,771	36,126	36,126	36,551
Kepulauan Bangka Belitung	50,946	51,734	51,734	51,734	51,734	51,734
Kepulauan Riau	-	-	-	-	-	-
DKI Jakarta	-	-	-	-	-	-
Jawa Barat	32,286	32,682	32,894	33,465	33,990	33,990
Jawa Tengah	26,283	26,509	26,943	27,504	27,779	29,841
DI Yogyakarta	27,404	27,490	29,490	29,583	29,889	29,889
Jawa Timur	29,500	29,533	30,625	31,126	32,028	32,067
Banten	31,420	31,420	31,420	31,629	33,019	33,019
Bali	49,149	49,739	50,176	51,724	53,592	53,592
Nusa Tenggara Barat	38,125	38,125	39,329	41,320	43,613	43,952
Nusa Tenggara Timur	36,008	36,008	36,008	36,008	42,524	42,524
Kalimantan Barat	37,852	38,073	38,735	39,390	39,390	39,390
Kalimantan Tengah	43,464	44,339	44,339	44,339	45,457	45,457
Kalimantan Selatan	32,229	32,372	32,944	33,105	33,415	33,415
Kalimantan Timur	65,925	65,925	65,925	66,080	66,080	71,818
Kalimantan Utara	65,366	65,366	65,366	65,366	65,366	65,366
Sulawesi Utara	56,655	57,101	57,216	57,638	59,062	59,062
Sulawesi Tengah	38,513	38,513	38,513	38,842	38,842	38,842
Sulawesi Selatan	43,033	43,033	43,130	44,462	45,701	45,701
Sulawesi Tenggara	59,273	59,273	59,769	59,769	60,332	60,850
Gorontalo	36,049	36,049	36,049	36,490	36,490	36,490
Sulawesi Barat	42,738	42,738	42,738	43,593	43,593	43,593
Maluku	-	-	-	-	-	-
Maluku Utara	42,059	42,059	42,059	42,059	42,059	42,059
Papua Barat	-	-	-	-	-	-
Papua	-	-	-	-	-	-
Nasional/ <i>National</i>	43,515	43,793	44,137	44,550	45,255	45,740

Lanjutan Tabel/Continued Table 3.5

Provinsi <i>Province</i>	Juli <i>July</i>	Agustus <i>August</i>	September <i>September</i>	Oktober <i>October</i>	November <i>November</i>	Desember <i>December</i>	Rata-rata <i>Average</i>
(1)	(8)	(9)	(10)	(11)	(12)	(13)	(14)
Aceh	53,464	53,464	53,464	53,464	53,464	53,464	52,768
Sumatera Utara	56,299	56,924	56,924	56,924	56,924	56,924	55,800
Sumatera Barat	53,401	53,496	53,987	54,211	54,211	54,274	53,124
Riau	59,548	60,842	60,842	60,842	60,842	60,842	58,876
Jambi	48,496	48,496	48,496	48,496	48,496	48,496	48,481
Sumatera Selatan	38,762	39,992	41,100	41,687	41,687	43,449	39,586
Bengkulu	47,679	47,679	48,586	48,794	50,514	50,514	48,102
Lampung	37,267	37,267	37,267	37,383	37,383	37,383	36,390
Kepulauan Bangka Belitung	51,734	51,734	51,734	51,734	51,734	52,325	51,718
Kepulauan Riau	-	-	-	-	-	-	-
DKI Jakarta	-	-	-	-	-	-	-
Jawa Barat	33,990	34,137	34,194	34,237	34,404	34,552	33,735
Jawa Tengah	29,976	29,983	30,238	30,301	30,301	30,551	28,851
DI Yogyakarta	29,889	29,889	29,889	30,323	30,323	30,506	29,547
Jawa Timur	32,577	32,699	32,865	33,259	33,259	33,342	31,907
Banten	33,821	33,821	33,821	33,821	33,821	33,821	32,905
Bali	53,592	53,592	53,592	53,592	53,592	53,592	52,460
Nusa Tenggara Barat	43,952	44,094	44,094	44,094	44,094	44,094	42,407
Nusa Tenggara Timur	42,524	42,524	42,524	43,053	43,053	43,712	40,539
Kalimantan Barat	39,390	39,924	39,924	39,924	41,466	41,466	39,577
Kalimantan Tengah	46,345	46,345	46,345	46,345	46,345	46,941	45,505
Kalimantan Selatan	33,415	33,415	33,415	33,415	33,415	33,415	33,164
Kalimantan Timur	71,818	71,818	71,818	71,818	71,818	71,818	69,388
Kalimantan Utara	67,174	67,174	67,174	67,833	69,240	70,177	66,747
Sulawesi Utara	59,475	59,475	59,634	59,992	60,471	60,867	58,887
Sulawesi Tengah	38,842	38,946	38,946	39,217	39,693	39,693	38,950
Sulawesi Selatan	45,701	45,701	46,750	46,750	46,750	47,768	45,373
Sulawesi Tenggara	60,850	60,850	60,850	60,850	60,850	60,850	60,364
Gorontalo	36,490	36,490	36,490	36,490	36,490	36,490	36,380
Sulawesi Barat	43,593	43,593	43,593	43,593	43,593	44,199	43,430
Maluku	-	-	-	-	-	-	-
Maluku Utara	42,059	46,001	46,001	46,001	46,001	46,001	43,701
Papua Barat	-	-	-	-	-	-	-
Papua	-	-	-	-	-	-	-
<i>Nasional/National</i>	45,935	46,219	46,364	46,498	46,698	46,949	45,471

Tabel/Table 3.6

Upah Buruh Subsektor Tanaman Hortikultura 2018
Pemupukan (Rp/Hari)
Laborer Wages of Horticulture Crops Subsector 2018
Fertilizing (Rupiahs/Day)

Provinsi <i>Province</i>	Januari <i>January</i>	Februari <i>February</i>	Maret <i>March</i>	April <i>April</i>	Mei <i>May</i>	Juni <i>June</i>
(1)	(2)	(3)	(4)	(5)	(6)	(7)
Aceh	39,172	39,390	39,390	39,390	42,886	43,751
Sumatera Utara	50,572	50,572	50,572	50,572	50,572	50,601
Sumatera Barat	50,099	50,934	51,378	51,378	51,378	52,960
Riau	46,387	46,387	46,387	46,387	46,387	46,387
Jambi	45,334	45,334	45,334	45,334	45,334	45,334
Sumatera Selatan	38,001	38,001	38,001	38,001	38,001	40,604
Bengkulu	36,722	37,048	37,048	37,048	37,481	37,481
Lampung	30,628	30,862	30,862	32,158	32,223	32,223
Kepulauan Bangka Belitung	41,657	41,657	41,657	41,657	41,657	41,657
Kepulauan Riau	62,848	62,848	62,848	62,848	62,848	62,848
DKI Jakarta	-	-	-	-	-	-
Jawa Barat	30,636	31,637	32,501	32,501	32,993	32,993
Jawa Tengah	22,606	22,842	23,978	24,491	24,755	27,182
DI Yogyakarta	24,389	26,046	27,487	27,487	27,487	27,487
Jawa Timur	25,206	27,446	27,647	27,732	27,819	27,835
Banten	28,098	29,660	29,660	30,075	30,841	30,841
Bali	45,145	45,319	45,319	45,319	45,319	45,319
Nusa Tenggara Barat	39,659	39,982	40,186	40,382	42,320	42,320
Nusa Tenggara Timur	38,503	38,503	38,503	38,503	38,503	38,503
Kalimantan Barat	36,437	36,773	36,773	36,773	38,166	38,635
Kalimantan Tengah	48,306	48,306	48,306	48,306	48,306	48,692
Kalimantan Selatan	29,730	29,730	29,730	29,730	29,730	29,730
Kalimantan Timur	53,005	53,005	53,457	53,457	54,700	57,039
Kalimantan Utara	-	-	-	-	-	-
Sulawesi Utara	60,432	60,432	60,764	60,764	61,113	61,113
Sulawesi Tengah	40,801	40,801	40,801	40,801	42,768	42,768
Sulawesi Selatan	32,063	34,007	34,007	34,007	36,715	36,715
Sulawesi Tenggara	38,512	39,613	39,613	39,613	41,283	41,283
Gorontalo	19,561	19,561	19,578	20,540	20,926	20,926
Sulawesi Barat	55,052	55,052	55,052	55,052	55,052	55,052
Maluku	-	-	-	-	-	-
Maluku Utara	50,000	50,000	50,000	50,000	50,000	50,000
Papua Barat	60,000	60,000	60,000	60,000	60,000	60,000
Papua	-	-	-	-	-	-
Nasional/ <i>National</i>	40,652	41,058	41,228	41,344	41,919	42,276

Lanjutan Tabel/Continued Table 3.6

Provinsi <i>Province</i>	Juli <i>July</i>	Agustus <i>August</i>	September <i>September</i>	Oktober <i>October</i>	November <i>November</i>	Desember <i>December</i>	Rata-rata <i>Average</i>
(1)	(8)	(9)	(10)	(11)	(12)	(13)	(14)
Aceh	43,751	43,751	43,751	43,751	43,751	43,751	42,207
Sumatera Utara	51,195	51,195	51,195	51,461	51,461	51,461	50,953
Sumatera Barat	52,960	53,742	54,411	54,411	54,411	54,411	52,706
Riau	46,387	46,387	46,387	46,387	46,387	46,387	46,387
Jambi	45,334	45,334	45,334	45,334	45,334	45,334	45,334
Sumatera Selatan	40,604	40,604	40,604	41,183	41,183	41,183	39,664
Bengkulu	37,481	37,481	37,481	37,816	40,475	40,475	37,836
Lampung	32,821	32,821	32,933	32,933	32,933	33,168	32,214
Kepulauan Bangka Belitung	41,657	41,657	41,657	42,407	44,805	44,805	42,245
Kepulauan Riau	62,848	62,848	62,848	62,848	62,848	62,848	62,848
DKI Jakarta	-	-	-	-	-	-	-
Jawa Barat	33,413	33,611	33,635	33,691	33,707	33,736	32,921
Jawa Tengah	28,209	28,344	28,351	28,526	28,526	28,686	26,375
DI Yogyakarta	27,988	28,130	28,130	29,081	29,081	29,208	27,667
Jawa Timur	28,220	28,285	28,285	28,676	28,901	29,087	27,928
Banten	31,163	33,627	33,627	33,627	33,627	33,627	31,540
Bali	45,319	45,319	45,319	45,319	45,319	45,319	45,304
Nusa Tenggara Barat	42,320	42,320	42,320	43,283	43,283	43,810	41,849
Nusa Tenggara Timur	38,503	38,503	38,503	38,820	38,820	38,820	38,582
Kalimantan Barat	38,635	38,635	38,635	38,635	39,851	39,851	38,150
Kalimantan Tengah	48,692	48,692	48,692	48,692	48,692	48,692	48,531
Kalimantan Selatan	29,730	29,730	29,730	29,730	29,730	29,730	29,730
Kalimantan Timur	57,039	57,039	57,039	57,039	57,039	57,039	55,575
Kalimantan Utara	-	-	-	-	-	-	-
Sulawesi Utara	61,113	61,113	61,113	61,113	62,375	63,352	61,233
Sulawesi Tengah	42,768	42,989	42,989	42,989	42,989	42,989	42,204
Sulawesi Selatan	36,715	36,715	36,715	36,715	36,715	37,676	35,731
Sulawesi Tenggara	41,283	41,283	41,283	41,283	41,283	41,283	40,635
Gorontalo	20,926	20,926	20,926	20,926	20,926	20,926	20,554
Sulawesi Barat	55,052	55,052	55,052	55,052	55,052	55,052	55,052
Maluku	-	-	-	-	-	-	-
Maluku Utara	50,000	50,000	52,888	52,888	54,604	54,604	51,249
Papua Barat	60,000	60,000	60,000	60,000	60,000	60,000	60,000
Papua	-	-	-	-	-	-	-
Nasional/ <i>National</i>	42,404	42,538	42,661	42,821	43,137	43,244	42,107

Tabel/Table 3.7

Upah Buruh Subsektor Tanaman Hortikultura 2018
Penyemprotan Organisme Pengganggu Tanaman (Rp/Hari)
Laborer Wages of Horticulture Crops Subsector 2018
Spraying (Rupiahs/Day)

Provinsi <i>Province</i>	Januari <i>January</i>	Februari <i>February</i>	Maret <i>March</i>	April <i>April</i>	Mei <i>May</i>	Juni <i>June</i>
(1)	(2)	(3)	(4)	(5)	(6)	(7)
Aceh	40,033	41,004	41,004	41,004	41,004	41,728
Sumatera Utara	55,367	55,818	55,818	55,818	55,818	56,793
Sumatera Barat	51,536	52,334	52,898	52,898	53,214	55,736
Riau	68,466	68,466	68,466	68,466	69,011	69,484
Jambi	44,535	44,535	44,887	44,887	44,887	44,887
Sumatera Selatan	38,419	38,896	39,004	39,004	41,743	42,379
Bengkulu	35,975	36,581	36,581	39,094	39,454	39,454
Lampung	37,906	37,969	37,969	37,969	41,738	41,738
Kepulauan Bangka Belitung	56,009	56,009	58,990	58,990	58,990	58,990
Kepulauan Riau	-	-	-	-	-	-
DKI Jakarta	-	-	-	-	-	-
Jawa Barat	31,346	31,506	32,465	32,465	33,618	34,230
Jawa Tengah	23,147	23,296	23,358	24,124	24,500	26,511
DI Yogyakarta	25,189	26,477	26,878	26,878	26,878	26,878
Jawa Timur	25,294	26,520	27,213	27,512	27,802	27,841
Banten	24,264	24,943	24,943	24,943	26,482	26,482
Bali	40,543	40,543	40,543	40,543	40,543	40,543
Nusa Tenggara Barat	31,141	31,718	31,917	33,807	34,289	34,289
Nusa Tenggara Timur	38,752	38,752	38,752	38,752	38,752	38,752
Kalimantan Barat	48,622	49,683	49,683	51,525	51,972	51,972
Kalimantan Tengah	45,701	45,701	45,701	45,701	48,720	48,720
Kalimantan Selatan	34,056	34,134	34,134	34,134	34,134	34,818
Kalimantan Timur	49,133	49,201	49,201	49,201	49,201	49,201
Kalimantan Utara	-	-	-	-	-	-
Sulawesi Utara	53,567	53,567	53,835	56,178	56,510	56,510
Sulawesi Tengah	44,136	44,136	44,136	44,592	46,153	46,153
Sulawesi Selatan	28,894	28,894	28,894	29,397	29,397	29,397
Sulawesi Tenggara	37,150	37,150	37,150	37,796	38,020	38,020
Gorontalo	28,046	28,198	28,198	30,323	30,323	30,323
Sulawesi Barat	42,002	42,002	42,002	42,002	42,002	42,002
Maluku	-	-	-	-	-	-
Maluku Utara	-	-	-	-	-	-
Papua Barat	-	-	-	-	-	-
Papua	-	-	-	-	-	-
Nasional/ <i>National</i>	39,971	40,298	40,542	41,037	41,672	41,994

Lanjutan Tabel/Continued Table 3.7

Provinsi <i>Province</i>	Juli <i>July</i>	Agustus <i>August</i>	September <i>September</i>	Oktober <i>October</i>	November <i>November</i>	Desember <i>December</i>	Rata-rata <i>Average</i>
(1)	(8)	(9)	(10)	(11)	(12)	(13)	(14)
Aceh	41,728	41,728	41,728	41,728	41,728	41,728	41,346
Sumatera Utara	56,793	56,793	56,793	56,793	56,793	56,793	56,349
Sumatera Barat	55,736	55,775	55,775	55,775	55,775	55,775	54,436
Riau	69,484	69,484	69,484	69,484	69,484	69,484	69,105
Jambi	44,887	44,887	44,887	44,887	44,887	44,887	44,828
Sumatera Selatan	42,379	42,486	43,587	43,587	43,587	43,587	41,555
Bengkulu	40,340	40,340	40,340	40,517	42,326	42,326	39,444
Lampung	42,502	42,537	42,537	42,537	42,537	42,663	40,883
Kepulauan Bangka Belitung	60,062	60,062	60,062	60,761	61,701	61,701	59,361
Kepulauan Riau	-	-	-	-	-	-	-
DKI Jakarta	-	-	-	-	-	-	-
Jawa Barat	34,557	34,575	34,600	34,618	34,618	34,648	33,604
Jawa Tengah	26,882	27,026	27,069	27,293	27,619	27,697	25,710
DI Yogyakarta	26,878	26,997	26,997	26,997	26,997	27,155	26,767
Jawa Timur	27,934	28,020	28,107	28,347	28,347	28,422	27,613
Banten	26,816	26,816	26,816	26,816	26,816	26,816	26,079
Bali	40,543	40,543	40,543	40,543	40,543	40,543	40,543
Nusa Tenggara Barat	34,289	34,289	34,289	34,289	34,289	36,170	33,731
Nusa Tenggara Timur	38,752	38,752	38,752	38,752	38,752	38,752	38,752
Kalimantan Barat	51,972	51,972	51,972	51,972	51,972	51,972	51,274
Kalimantan Tengah	48,720	48,720	48,720	48,720	48,720	48,720	47,713
Kalimantan Selatan	34,818	34,818	34,818	34,818	34,818	34,818	34,526
Kalimantan Timur	49,201	49,201	49,201	49,201	49,201	49,201	49,196
Kalimantan Utara	-	-	-	-	-	-	-
Sulawesi Utara	56,510	56,510	56,510	56,510	57,127	57,413	55,896
Sulawesi Tengah	46,153	46,363	46,363	46,363	46,363	46,363	45,606
Sulawesi Selatan	29,397	29,397	29,397	29,397	29,397	29,397	29,271
Sulawesi Tenggara	38,020	38,020	38,020	38,020	38,020	38,020	37,784
Gorontalo	30,323	30,323	30,323	30,323	30,323	30,323	29,779
Sulawesi Barat	42,002	42,002	42,002	42,002	42,002	42,002	42,002
Maluku	-	-	-	-	-	-	-
Maluku Utara	-	-	-	-	-	-	-
Papua Barat	-	-	-	-	-	-	-
Papua	-	-	-	-	-	-	-
Nasional/National	42,136	42,164	42,211	42,261	42,398	42,495	41,598

Tabel/Table 3.8

Upah Buruh Subsektor Tanaman Hortikultura 2018
Perontokan (Rp/Hari)
Laborer Wages of Horticulture Crops Subsector 2018
Defoliation/Treshing (Rupiahs/Day)

Provinsi <i>Province</i>	Januari <i>January</i>	Februari <i>February</i>	Maret <i>March</i>	April <i>April</i>	Mei <i>May</i>	Juni <i>June</i>
(1)	(2)	(3)	(4)	(5)	(6)	(7)
Aceh	40,723	41,748	41,748	41,748	41,748	42,188
Sumatera Utara	54,939	54,939	54,939	55,686	55,686	55,969
Sumatera Barat	55,972	57,059	57,059	57,059	57,059	57,059
Riau	56,543	56,543	56,543	56,543	56,543	56,543
Jambi	40,289	40,579	40,579	40,579	40,579	40,579
Sumatera Selatan	33,609	33,609	33,609	33,609	33,609	33,609
Bengkulu	-	-	-	-	-	-
Lampung	28,352	30,381	30,381	30,381	33,007	33,007
Kepulauan Bangka Belitung	-	-	-	-	-	-
Kepulauan Riau	-	-	-	-	-	-
DKI Jakarta	-	-	-	-	-	-
Jawa Barat	30,151	32,668	32,668	32,670	35,180	35,180
Jawa Tengah	29,507	29,994	31,959	32,721	32,721	35,238
DI Yogyakarta	35,683	37,919	37,919	37,919	37,919	37,919
Jawa Timur	29,968	30,302	32,135	32,406	32,406	32,406
Banten	23,914	26,457	26,457	26,457	26,457	26,457
Bali	61,011	61,011	61,011	61,594	61,594	61,594
Nusa Tenggara Barat	40,345	40,679	40,679	42,076	43,232	43,232
Nusa Tenggara Timur	35,844	35,844	35,844	35,844	40,164	40,164
Kalimantan Barat	52,682	52,682	52,682	52,682	52,682	52,682
Kalimantan Tengah	48,254	48,254	48,254	48,254	48,254	48,254
Kalimantan Selatan	-	-	-	-	-	-
Kalimantan Timur	49,229	49,229	49,229	55,645	55,645	55,645
Kalimantan Utara	48,138	48,138	48,138	53,951	54,677	54,677
Sulawesi Utara	-	-	-	-	-	-
Sulawesi Tengah	50,547	53,336	53,336	53,336	53,462	53,462
Sulawesi Selatan	35,323	35,323	35,323	35,323	40,788	40,788
Sulawesi Tenggara	-	-	-	-	-	-
Gorontalo	-	-	-	-	-	-
Sulawesi Barat	-	-	-	-	-	-
Maluku	-	-	-	-	-	-
Maluku Utara	-	-	-	-	-	-
Papua Barat	-	-	-	-	-	-
Papua	-	-	-	-	-	-
Nasional/ <i>National</i>	41,954	42,700	42,881	43,642	44,448	44,602

Lanjutan Tabel/Continued Table 3.8

Provinsi <i>Province</i>	Juli <i>July</i>	Agustus <i>August</i>	September <i>September</i>	Oktober <i>October</i>	November <i>November</i>	Desember <i>December</i>	Rata-rata <i>Average</i>
(1)	(8)	(9)	(10)	(11)	(12)	(13)	(14)
Aceh	42,188	42,188	42,188	42,188	42,188	42,188	41,919
Sumatera Utara	56,626	56,626	56,626	56,626	56,626	56,626	55,993
Sumatera Barat	57,059	57,265	57,891	57,891	58,705	58,705	57,399
Riau	56,543	56,543	56,543	56,543	56,543	56,543	56,543
Jambi	40,579	40,579	40,579	40,579	40,579	40,579	40,555
Sumatera Selatan	33,609	33,609	33,609	33,609	33,609	33,609	33,609
Bengkulu	-	-	-	-	-	-	-
Lampung	33,007	33,007	33,007	33,007	33,007	33,007	31,962
Kepulauan Bangka Belitung	-	-	-	-	-	-	-
Kepulauan Riau	-	-	-	-	-	-	-
DKI Jakarta	-	-	-	-	-	-	-
Jawa Barat	35,180	35,180	35,180	35,475	35,475	35,654	34,222
Jawa Tengah	35,546	35,546	35,546	35,546	35,546	35,546	33,785
DI Yogyakarta	37,919	38,947	38,947	38,947	38,947	38,947	38,161
Jawa Timur	32,406	32,477	33,163	33,720	33,720	33,767	32,406
Banten	26,457	26,457	26,457	26,457	26,457	26,457	26,245
Bali	62,193	62,193	62,193	62,193	62,193	62,893	61,806
Nusa Tenggara Barat	43,232	44,362	44,362	44,362	44,362	44,362	42,940
Nusa Tenggara Timur	40,164	40,164	40,164	40,164	40,164	40,164	38,724
Kalimantan Barat	52,682	52,682	52,682	52,682	52,682	52,682	52,682
Kalimantan Tengah	48,254	48,254	48,254	48,254	48,254	48,254	48,254
Kalimantan Selatan	-	-	-	-	-	-	-
Kalimantan Timur	55,645	55,645	55,645	55,645	55,645	55,645	54,041
Kalimantan Utara	54,677	54,677	54,677	54,677	54,677	54,677	52,982
Sulawesi Utara	-	-	-	-	-	-	-
Sulawesi Tengah	53,462	53,462	53,462	53,462	53,462	53,462	53,188
Sulawesi Selatan	40,788	40,788	40,788	40,788	40,788	43,195	39,167
Sulawesi Tenggara	-	-	-	-	-	-	-
Gorontalo	-	-	-	-	-	-	-
Sulawesi Barat	-	-	-	-	-	-	-
Maluku	-	-	-	-	-	-	-
Maluku Utara	-	-	-	-	-	-	-
Papua Barat	-	-	-	-	-	-	-
Papua	-	-	-	-	-	-	-
Nasional/ <i>National</i>	44,677	44,793	44,855	44,896	44,935	45,093	44,123

SUBSEKTOR TANAMAN PERKEBUNAN RAKYAT
SMALLHOLDERS ESTATE CROPS SUBSECTOR

<https://www.bps.go.id>

Tabel/Table 4.1

Upah Buruh Subsektor Tanaman Perkebunan Rakyat 2018
Mencangkul (Rp/Hari)
Laborer Wages of Smallholders Estate Crops Subsector 2018
Hoeing (Rupiahs/Day)

Provinsi <i>Province</i>	Januari <i>January</i>	Februari <i>February</i>	Maret <i>March</i>	April <i>April</i>	Mei <i>May</i>	Juni <i>June</i>
(1)	(2)	(3)	(4)	(5)	(6)	(7)
Aceh	55,009	55,967	55,967	55,967	56,285	56,285
Sumatera Utara	58,594	58,594	58,594	58,594	58,656	58,656
Sumatera Barat	58,232	58,232	58,232	58,232	58,808	59,065
Riau	69,614	69,614	69,614	69,614	70,306	70,306
Jambi	51,575	51,724	51,899	51,899	51,899	51,899
Sumatera Selatan	41,785	41,785	41,785	41,785	41,919	42,248
Bengkulu	36,947	36,947	36,947	36,947	36,947	36,947
Lampung	41,983	41,983	42,142	42,142	42,500	43,138
Kepulauan Bangka Belitung	73,087	73,087	73,087	73,694	73,694	73,694
Kepulauan Riau	60,779	60,779	60,779	60,779	60,779	60,779
DKI Jakarta	-	-	-	-	-	-
Jawa Barat	31,386	34,120	34,636	34,740	35,163	35,163
Jawa Tengah	36,562	36,927	36,927	37,190	38,092	40,297
DI Yogyakarta	28,418	31,855	31,855	32,248	32,248	32,248
Jawa Timur	35,317	35,853	35,853	36,063	38,361	38,361
Banten	34,820	36,607	36,607	36,802	37,175	37,175
Bali	48,940	50,218	50,218	51,670	52,558	52,558
Nusa Tenggara Barat	41,184	41,821	42,109	42,109	42,395	42,395
Nusa Tenggara Timur	37,412	37,412	37,412	40,212	40,212	40,212
Kalimantan Barat	53,869	53,869	53,869	53,869	54,851	57,422
Kalimantan Tengah	53,618	53,618	53,618	53,618	53,618	53,618
Kalimantan Selatan	43,428	43,793	44,160	45,548	45,548	45,548
Kalimantan Timur	65,291	65,291	65,291	65,291	65,291	65,291
Kalimantan Utara	-	-	-	-	-	-
Sulawesi Utara	67,413	67,822	67,822	67,822	67,963	68,060
Sulawesi Tengah	53,864	54,033	54,033	54,748	54,986	54,986
Sulawesi Selatan	42,869	43,786	45,189	45,532	47,013	47,013
Sulawesi Tenggara	43,800	45,348	45,348	45,348	45,348	45,348
Gorontalo	47,435	49,343	49,343	49,343	51,428	51,428
Sulawesi Barat	39,157	39,157	39,157	39,157	40,764	42,697
Maluku	44,924	44,924	44,924	44,924	44,924	44,924
Maluku Utara	60,385	60,385	60,385	60,385	60,385	60,385
Papua Barat	83,424	83,424	83,424	83,424	84,760	84,760
Papua	61,557	61,557	61,557	61,557	61,777	61,777
Nasional/ <i>National</i>	50,084	50,621	50,712	50,977	51,458	51,709

Lanjutan Tabel/Continued Table 4.1

Provinsi <i>Province</i>	Juli <i>July</i>	Agustus <i>August</i>	September <i>September</i>	Oktober <i>October</i>	November <i>November</i>	Desember <i>December</i>	Rata-rata <i>Average</i>
(1)	(8)	(9)	(10)	(11)	(12)	(13)	(14)
Aceh	56,285	56,697	56,810	57,060	57,060	57,297	56,391
Sumatera Utara	58,656	59,550	59,550	59,550	59,550	59,550	59,008
Sumatera Barat	59,413	59,748	59,748	59,748	59,748	59,748	59,079
Riau	70,306	71,079	71,079	71,079	71,622	72,165	70,533
Jambi	54,260	54,260	56,015	56,520	57,603	57,603	53,930
Sumatera Selatan	42,487	43,294	44,835	45,123	45,123	45,123	43,108
Bengkulu	36,947	36,947	36,947	36,947	36,947	36,947	36,947
Lampung	43,608	43,870	43,997	44,389	44,930	45,196	43,323
Kepulauan Bangka Belitung	73,694	73,694	73,694	73,694	73,825	74,684	73,636
Kepulauan Riau	60,779	60,779	60,779	60,779	60,779	60,779	60,779
DKI Jakarta	-	-	-	-	-	-	-
Jawa Barat	35,200	35,313	35,313	35,313	35,420	35,528	34,775
Jawa Tengah	40,431	40,431	40,973	40,973	40,973	41,004	39,232
DI Yogyakarta	32,248	32,248	32,248	32,380	32,380	32,380	31,896
Jawa Timur	38,361	38,361	38,361	38,361	39,539	39,539	37,694
Banten	37,175	37,175	37,175	37,175	37,245	37,245	36,865
Bali	52,801	53,808	53,808	54,072	54,072	54,453	52,431
Nusa Tenggara Barat	42,699	44,163	44,626	44,626	44,626	44,626	43,115
Nusa Tenggara Timur	40,212	40,212	40,212	40,212	40,212	40,212	39,512
Kalimantan Barat	58,662	58,662	58,662	58,662	58,662	58,662	56,644
Kalimantan Tengah	53,618	53,618	53,618	53,618	53,618	53,618	53,618
Kalimantan Selatan	45,548	45,548	45,799	45,799	45,799	45,799	45,193
Kalimantan Timur	65,291	65,291	65,291	65,291	65,291	65,291	65,291
Kalimantan Utara	-	-	-	-	-	-	-
Sulawesi Utara	70,240	70,788	70,788	71,297	71,297	71,297	69,384
Sulawesi Tengah	54,986	58,384	58,384	58,384	59,452	59,452	56,308
Sulawesi Selatan	47,013	47,013	47,013	47,013	47,013	47,013	46,123
Sulawesi Tenggara	46,703	46,703	46,703	46,703	46,703	46,703	45,897
Gorontalo	51,428	51,428	51,428	52,177	52,177	52,177	50,761
Sulawesi Barat	42,697	42,697	42,697	42,697	42,697	42,697	41,356
Maluku	44,924	44,924	44,924	44,924	44,924	44,924	44,924
Maluku Utara	60,385	60,385	62,882	63,102	63,102	63,102	61,273
Papua Barat	87,347	88,548	89,046	89,046	89,046	89,046	86,274
Papua	62,164	64,827	64,827	64,827	64,827	66,581	63,153
Nasional/ <i>National</i>	52,080	52,514	52,757	52,861	53,008	53,139	51,827

Tabel/Table 4.2

Upah Buruh Subsektor Tanaman Perkebunan Rakyat 2018
Menanam (Rp/Hari)
Laborer Wages of Smallholders Estate Crops Subsector 2018
Planting (Rupiahs/Day)

Provinsi <i>Province</i>	Januari <i>January</i>	Februari <i>February</i>	Maret <i>March</i>	April <i>April</i>	Mei <i>May</i>	Juni <i>June</i>
(1)	(2)	(3)	(4)	(5)	(6)	(7)
Aceh	49,825	50,935	50,935	50,935	51,254	51,254
Sumatera Utara	55,423	55,517	55,517	55,981	55,981	55,981
Sumatera Barat	56,564	56,564	56,898	56,898	57,463	57,887
Riau	65,143	65,143	65,143	65,143	65,487	65,676
Jambi	50,913	51,040	51,734	52,497	53,581	53,581
Sumatera Selatan	38,829	38,829	38,941	38,941	42,048	43,002
Bengkulu	38,272	38,415	38,415	38,415	41,003	41,003
Lampung	34,564	34,564	35,391	35,391	35,391	36,254
Kepulauan Bangka Belitung	62,149	62,149	62,149	62,643	62,643	62,643
Kepulauan Riau	59,511	59,511	59,511	59,511	61,315	61,315
DKI Jakarta	-	-	-	-	-	-
Jawa Barat	25,476	25,733	26,526	26,663	27,086	27,671
Jawa Tengah	30,197	30,456	30,903	31,579	31,977	32,890
DI Yogyakarta	25,698	25,698	25,698	26,654	26,654	26,654
Jawa Timur	29,775	30,261	30,341	30,786	31,103	31,103
Banten	33,676	33,676	33,676	34,004	35,688	35,688
Bali	49,390	49,833	49,833	51,632	52,481	52,830
Nusa Tenggara Barat	41,550	41,631	42,728	42,728	43,520	43,520
Nusa Tenggara Timur	36,091	36,091	39,638	39,638	40,060	40,060
Kalimantan Barat	44,754	44,754	44,754	44,754	46,811	47,425
Kalimantan Tengah	57,614	57,614	59,412	59,412	59,412	59,412
Kalimantan Selatan	44,743	44,975	44,975	45,737	45,737	45,737
Kalimantan Timur	63,524	63,524	63,524	65,293	65,293	65,293
Kalimantan Utara	-	-	-	-	-	-
Sulawesi Utara	62,080	62,818	62,818	62,818	63,245	63,341
Sulawesi Tengah	56,105	56,268	56,268	56,672	57,471	57,714
Sulawesi Selatan	42,921	42,921	42,921	43,501	44,158	44,158
Sulawesi Tenggara	35,049	36,483	36,483	36,483	36,483	36,483
Gorontalo	48,216	49,977	50,707	50,707	50,707	50,707
Sulawesi Barat	38,014	38,014	38,014	38,014	38,014	38,014
Maluku	-	-	-	-	-	-
Maluku Utara	52,560	52,560	52,560	52,560	52,560	54,670
Papua Barat	48,090	48,090	48,090	48,090	48,090	48,090
Papua	51,726	51,726	51,726	51,726	51,726	51,726
Nasional/ <i>National</i>	46,079	46,315	46,653	46,961	47,563	47,799

Lanjutan Tabel/Continued Table 4.2

Provinsi <i>Province</i>	Juli <i>July</i>	Agustus <i>August</i>	September <i>September</i>	Oktober <i>October</i>	November <i>November</i>	Desember <i>December</i>	Rata-rata <i>Average</i>
(1)	(8)	(9)	(10)	(11)	(12)	(13)	(14)
Aceh	51,254	51,477	51,477	51,711	51,711	52,034	51,234
Sumatera Utara	55,981	56,322	56,614	56,614	56,614	56,614	56,097
Sumatera Barat	57,887	57,887	57,887	58,104	58,104	58,104	57,521
Riau	65,676	65,676	65,676	65,676	66,014	66,695	65,596
Jambi	53,581	53,581	55,971	55,971	57,555	57,555	53,963
Sumatera Selatan	43,804	43,804	43,882	44,303	44,303	44,519	42,100
Bengkulu	41,003	41,003	41,003	41,867	41,867	41,867	40,345
Lampung	37,169	37,438	37,438	37,601	38,080	38,080	36,447
Kepulauan Bangka Belitung	62,643	62,643	62,643	62,643	62,643	62,643	62,519
Kepulauan Riau	61,315	61,315	61,315	61,315	61,315	61,315	60,714
DKI Jakarta	-	-	-	-	-	-	-
Jawa Barat	27,689	27,772	27,820	27,820	28,123	28,238	27,218
Jawa Tengah	33,799	33,799	34,163	34,163	34,163	34,307	32,700
DI Yogyakarta	26,899	26,899	26,899	27,488	27,571	27,571	26,699
Jawa Timur	31,103	31,103	31,103	31,103	31,347	31,757	30,907
Banten	35,688	35,688	35,688	35,688	35,688	35,688	35,045
Bali	52,830	52,878	52,878	52,878	53,430	53,430	52,027
Nusa Tenggara Barat	43,725	45,634	46,069	46,069	46,069	46,069	44,109
Nusa Tenggara Timur	40,060	40,060	40,060	40,060	40,060	40,060	39,328
Kalimantan Barat	47,594	47,789	47,789	47,789	48,368	48,368	46,746
Kalimantan Tengah	60,511	60,511	60,511	60,708	61,561	61,561	59,853
Kalimantan Selatan	45,737	45,737	45,737	46,528	46,528	46,528	45,725
Kalimantan Timur	65,293	65,293	65,293	65,293	65,293	65,293	64,851
Kalimantan Utara	-	-	-	-	-	-	-
Sulawesi Utara	64,698	65,404	65,404	65,883	65,883	65,883	64,189
Sulawesi Tengah	57,714	59,918	59,918	59,918	60,842	60,842	58,304
Sulawesi Selatan	44,158	44,158	44,158	44,158	44,158	44,158	43,794
Sulawesi Tenggara	36,776	36,776	36,776	36,776	36,776	36,776	36,510
Gorontalo	50,707	50,707	50,707	51,069	51,069	51,069	50,529
Sulawesi Barat	38,014	38,014	38,014	38,014	38,014	38,014	38,014
Maluku	-	-	-	-	-	-	-
Maluku Utara	54,670	54,670	54,670	54,670	54,670	54,670	53,791
Papua Barat	48,090	48,090	48,090	48,090	48,090	48,090	48,090
Papua	51,726	53,732	53,732	53,732	54,241	55,952	52,789
Nasional/ <i>National</i>	47,994	48,251	48,367	48,507	48,715	48,831	47,670

Tabel/Table 4.3

**Upah Buruh Subsektor Tanaman Perkebunan Rakyat 2018
Merambat (Rp/Hari)
Laborer Wages of Smallholders Estate Crops Subsector 2018
Weeding (Rupiahs/Day)**

Provinsi <i>Province</i>	Januari <i>January</i>	Februari <i>February</i>	Maret <i>March</i>	April <i>April</i>	Mei <i>May</i>	Juni <i>June</i>
(1)	(2)	(3)	(4)	(5)	(6)	(7)
Aceh	49,881	49,881	49,881	49,881	49,881	49,881
Sumatera Utara	51,614	51,614	51,614	51,614	51,614	51,824
Sumatera Barat	57,068	57,068	57,284	57,284	57,507	58,288
Riau	68,310	68,310	69,272	69,306	69,306	69,306
Jambi	48,139	48,262	48,666	50,177	50,251	50,251
Sumatera Selatan	35,714	35,938	36,194	37,154	37,368	38,421
Bengkulu	36,779	36,779	36,779	36,779	37,472	37,472
Lampung	37,118	37,118	37,118	37,118	37,836	39,611
Kepulauan Bangka Belitung	65,863	65,863	65,863	66,395	66,395	66,395
Kepulauan Riau	63,758	63,758	63,758	63,758	63,758	63,758
DKI Jakarta	-	-	-	-	-	-
Jawa Barat	27,874	28,712	28,844	29,137	29,557	30,238
Jawa Tengah	25,353	25,467	25,467	26,181	26,465	28,128
DI Yogyakarta	25,219	26,815	26,815	26,815	26,815	26,815
Jawa Timur	25,581	25,851	25,851	26,940	27,996	27,996
Banten	26,450	26,450	26,450	26,859	27,333	27,333
Bali	46,650	46,650	46,650	46,650	52,154	52,154
Nusa Tenggara Barat	37,764	37,764	38,179	38,179	41,817	41,817
Nusa Tenggara Timur	32,949	32,949	35,885	35,885	35,885	35,885
Kalimantan Barat	39,555	39,555	39,555	39,555	39,555	40,197
Kalimantan Tengah	55,770	55,770	55,770	55,770	55,770	55,770
Kalimantan Selatan	39,950	39,950	39,950	39,950	39,950	39,950
Kalimantan Timur	62,470	62,470	62,470	63,346	64,031	64,031
Kalimantan Utara	-	-	-	-	-	-
Sulawesi Utara	57,735	58,920	58,920	59,389	59,776	59,867
Sulawesi Tengah	45,999	46,308	46,308	46,737	46,737	46,737
Sulawesi Selatan	40,306	40,874	40,874	41,142	41,323	41,441
Sulawesi Tenggara	35,309	35,309	35,309	35,309	36,014	36,014
Gorontalo	44,767	45,266	45,537	46,920	46,920	46,920
Sulawesi Barat	36,761	36,761	36,761	36,761	36,761	40,173
Maluku	70,000	70,000	70,000	70,000	70,000	72,791
Maluku Utara	55,000	55,000	55,000	55,000	55,000	57,364
Papua Barat	-	-	-	-	-	-
Papua	75,000	75,000	75,000	75,000	75,000	75,000
Nasional/ <i>National</i>	45,829	46,014	46,194	46,484	46,976	47,478

Lanjutan Tabel/Continued Table 4.3

Provinsi <i>Province</i>	Juli <i>July</i>	Agustus <i>August</i>	September <i>September</i>	Oktober <i>October</i>	November <i>November</i>	Desember <i>December</i>	Rata-rata <i>Average</i>
(1)	(8)	(9)	(10)	(11)	(12)	(13)	(14)
Aceh	49,881	49,881	49,881	50,764	50,764	50,764	50,102
Sumatera Utara	51,824	52,487	52,487	52,699	52,849	52,849	52,091
Sumatera Barat	58,672	58,672	58,672	58,672	58,672	58,672	58,044
Riau	69,728	69,728	69,728	69,728	69,728	69,728	69,348
Jambi	50,251	50,251	50,251	51,152	52,326	52,326	50,192
Sumatera Selatan	38,770	38,770	39,444	39,770	39,770	39,770	38,090
Bengkulu	37,557	37,612	37,622	37,622	37,632	37,632	37,311
Lampung	41,164	41,432	41,574	41,736	42,244	42,677	39,729
Kepulauan Bangka Belitung	66,395	66,395	66,395	66,395	66,395	68,492	66,437
Kepulauan Riau	63,758	63,758	63,758	63,758	63,758	63,758	63,758
DKI Jakarta	-	-	-	-	-	-	-
Jawa Barat	30,238	30,315	30,315	30,315	30,315	30,390	29,688
Jawa Tengah	28,357	28,357	28,753	28,753	28,753	28,770	27,400
DI Yogyakarta	27,588	27,588	27,588	27,588	27,761	27,761	27,097
Jawa Timur	27,996	27,996	27,996	27,996	28,193	28,325	27,393
Banten	27,333	27,333	27,333	27,333	27,333	27,333	27,073
Bali	52,154	52,591	52,591	52,591	52,591	52,591	50,501
Nusa Tenggara Barat	41,817	43,358	43,358	43,358	43,358	43,358	41,178
Nusa Tenggara Timur	35,885	35,885	35,885	35,885	35,885	35,885	35,396
Kalimantan Barat	40,197	40,362	40,362	40,362	40,362	40,362	39,999
Kalimantan Tengah	55,770	55,770	55,770	56,183	58,412	58,412	56,245
Kalimantan Selatan	39,950	39,950	39,950	39,950	39,950	39,950	39,950
Kalimantan Timur	64,031	64,031	64,031	64,031	64,031	64,031	63,584
Kalimantan Utara	-	-	-	-	-	-	-
Sulawesi Utara	59,867	59,867	59,867	59,867	59,867	59,867	59,484
Sulawesi Tengah	46,737	48,373	48,817	48,986	48,986	48,986	47,476
Sulawesi Selatan	41,441	41,895	41,895	41,895	41,895	41,895	41,406
Sulawesi Tenggara	36,014	36,014	36,014	36,014	36,014	36,014	35,779
Gorontalo	46,920	46,920	46,920	46,996	47,555	47,555	46,600
Sulawesi Barat	40,173	40,173	40,173	40,173	40,173	40,173	38,752
Maluku	72,791	72,791	72,791	72,791	72,791	72,791	71,628
Maluku Utara	57,364	57,364	57,364	57,364	57,364	57,364	56,379
Papua Barat	-	-	-	-	-	-	-
Papua	76,160	76,160	76,160	76,160	76,160	76,160	75,580
Nasional/ <i>National</i>	47,638	47,809	47,863	47,964	48,125	48,214	47,216

Tabel/Table 4.4

Upah Buruh Subsektor Tanaman Perkebunan Rakyat 2018
Memanen (Rp/Hari)
Laborer Wages of Smallholders Estate Crops Subsector 2018
Harvesting (Rupiahs/Day)

Provinsi <i>Province</i>	Januari <i>January</i>	Februari <i>February</i>	Maret <i>March</i>	April <i>April</i>	Mei <i>May</i>	Juni <i>June</i>
(1)	(2)	(3)	(4)	(5)	(6)	(7)
Aceh	56,849	57,107	57,107	57,638	57,789	58,320
Sumatera Utara	52,897	52,979	52,979	52,979	53,740	53,740
Sumatera Barat	49,618	49,708	50,191	50,191	50,517	50,517
Riau	70,468	70,848	70,848	70,848	70,848	70,848
Jambi	48,806	50,090	51,043	51,043	51,043	51,043
Sumatera Selatan	33,611	33,611	33,780	33,780	33,780	34,248
Bengkulu	33,796	34,775	34,775	34,775	36,369	36,369
Lampung	36,322	36,322	36,402	37,022	37,022	37,436
Kepulauan Bangka Belitung	54,913	54,913	54,913	55,323	55,323	55,323
Kepulauan Riau	55,735	55,735	55,735	55,735	55,735	55,735
DKI Jakarta	-	-	-	-	-	-
Jawa Barat	27,832	27,989	28,175	28,465	28,763	29,614
Jawa Tengah	30,332	31,106	31,364	31,364	31,402	31,537
DI Yogyakarta	25,941	26,159	27,128	27,128	27,128	27,128
Jawa Timur	32,891	33,448	33,524	34,238	34,610	34,610
Banten	31,986	32,362	32,362	33,016	33,610	33,610
Bali	46,491	46,491	46,491	46,491	46,793	47,118
Nusa Tenggara Barat	34,001	34,001	34,302	34,302	34,604	34,604
Nusa Tenggara Timur	27,908	28,478	28,478	28,478	28,653	28,653
Kalimantan Barat	45,323	45,323	45,323	45,323	46,915	46,915
Kalimantan Tengah	45,902	45,902	45,902	46,500	47,082	47,135
Kalimantan Selatan	34,796	34,796	37,343	39,325	39,325	39,325
Kalimantan Timur	61,812	61,812	61,812	61,812	64,011	64,011
Kalimantan Utara	-	-	-	-	-	-
Sulawesi Utara	62,981	62,981	62,981	63,250	63,250	63,344
Sulawesi Tengah	56,120	56,120	56,120	56,264	56,656	56,656
Sulawesi Selatan	36,571	37,716	38,101	38,321	38,321	38,321
Sulawesi Tenggara	42,207	42,935	42,935	42,935	45,158	45,158
Gorontalo	42,480	43,827	44,379	44,792	44,792	44,792
Sulawesi Barat	38,020	38,020	38,020	39,466	39,466	39,466
Maluku	-	-	-	-	-	-
Maluku Utara	59,955	59,955	59,955	59,955	59,955	60,229
Papua Barat	64,094	64,094	65,582	65,582	65,582	67,927
Papua	56,750	56,750	56,750	56,750	56,750	56,750
Nasional/ <i>National</i>	45,078	45,366	45,639	45,906	46,290	46,467

Lanjutan Tabel/Continued Table 4.4

Provinsi <i>Province</i>	Juli <i>July</i>	Agustus <i>August</i>	September <i>September</i>	Oktober <i>October</i>	November <i>November</i>	Desember <i>December</i>	Rata-rata <i>Average</i>
(1)	(8)	(9)	(10)	(11)	(12)	(13)	(14)
Aceh	58,320	58,320	58,320	58,631	58,631	58,631	57,972
Sumatera Utara	53,740	55,207	55,207	55,207	55,207	55,207	54,091
Sumatera Barat	50,962	51,407	52,652	53,018	53,018	53,018	51,235
Riau	70,848	72,358	72,358	72,680	73,030	73,030	71,585
Jambi	51,043	51,043	51,043	51,501	53,263	53,263	51,185
Sumatera Selatan	34,680	34,680	35,082	35,889	35,889	35,889	34,577
Bengkulu	36,369	36,369	36,369	36,369	36,369	36,609	35,776
Lampung	38,444	38,919	38,919	39,084	39,592	39,592	37,923
Kepulauan Bangka Belitung	56,652	56,652	56,652	56,652	56,652	56,652	55,885
Kepulauan Riau	55,735	55,735	55,735	55,735	55,735	55,735	55,735
DKI Jakarta	-	-	-	-	-	-	-
Jawa Barat	29,614	29,614	29,614	29,614	29,693	29,693	29,057
Jawa Tengah	31,775	31,775	33,351	33,351	33,351	33,480	32,016
DI Yogyakarta	27,841	27,841	27,841	27,841	28,504	28,504	27,416
Jawa Timur	34,642	34,642	34,642	34,642	34,986	35,161	34,336
Banten	33,610	33,610	33,643	33,828	33,828	33,828	33,274
Bali	47,636	47,977	48,367	48,367	48,367	49,422	47,501
Nusa Tenggara Barat	35,195	35,195	35,195	35,929	35,929	36,384	34,970
Nusa Tenggara Timur	28,653	28,653	30,810	30,810	30,810	30,810	29,266
Kalimantan Barat	48,087	49,058	49,058	49,058	49,058	49,058	47,375
Kalimantan Tengah	47,135	47,135	47,135	47,135	47,135	47,135	46,769
Kalimantan Selatan	39,325	39,325	39,565	39,565	39,565	39,565	38,485
Kalimantan Timur	64,011	64,011	64,868	64,868	66,149	66,149	63,777
Kalimantan Utara	-	-	-	-	-	-	-
Sulawesi Utara	64,513	64,513	64,513	64,513	64,513	65,339	63,891
Sulawesi Tengah	56,656	58,318	58,723	58,723	58,972	59,119	57,371
Sulawesi Selatan	38,321	38,321	38,321	38,321	38,321	38,321	38,106
Sulawesi Tenggara	45,158	45,158	45,158	45,158	45,158	45,158	44,356
Gorontalo	44,792	44,792	44,792	45,098	45,098	45,381	44,585
Sulawesi Barat	39,466	39,466	39,466	39,466	40,415	40,415	39,263
Maluku	-	-	-	-	-	-	-
Maluku Utara	60,229	60,229	60,229	62,739	62,739	62,739	60,743
Papua Barat	67,927	67,927	67,927	67,927	67,927	67,927	66,702
Papua	56,750	57,653	58,562	59,573	61,989	62,532	58,130
Nasional/ <i>National</i>	46,714	46,965	47,230	47,461	47,739	47,863	46,560

Tabel/Table 4.5

Upah Buruh Subsektor Tanaman Perkebunan Rakyat 2018
Pemupukan (Rp/Hari)
Laborer Wages of Smallholders Estate Crops Subsector 2018
Fertilizing (Rupiahs/Day)

Provinsi <i>Province</i>	Januari <i>January</i>	Februari <i>February</i>	Maret <i>March</i>	April <i>April</i>	Mei <i>May</i>	Juni <i>June</i>
(1)	(2)	(3)	(4)	(5)	(6)	(7)
Aceh	45,773	45,773	45,773	45,773	46,714	46,714
Sumatera Utara	48,905	48,905	48,905	48,905	50,004	50,197
Sumatera Barat	56,251	56,251	56,251	56,251	57,633	58,147
Riau	60,831	61,439	61,439	63,034	63,034	63,034
Jambi	48,530	48,530	48,530	48,530	49,224	49,224
Sumatera Selatan	38,607	38,607	38,735	38,735	38,735	39,616
Bengkulu	39,415	39,415	41,196	41,196	41,844	41,844
Lampung	34,522	34,522	35,214	35,214	35,439	35,671
Kepulauan Bangka Belitung	56,966	56,966	56,966	57,448	57,448	57,448
Kepulauan Riau	54,717	54,717	54,717	54,717	54,717	54,717
DKI Jakarta	-	-	-	-	-	-
Jawa Barat	30,689	31,301	31,434	31,434	32,037	32,661
Jawa Tengah	23,311	23,311	23,540	23,540	23,829	25,714
DI Yogyakarta	21,619	22,748	22,748	22,958	22,958	22,958
Jawa Timur	25,236	25,587	25,587	26,033	26,580	26,580
Banten	30,987	31,473	31,473	31,473	31,828	32,032
Bali	36,371	36,371	36,371	36,371	36,371	36,371
Nusa Tenggara Barat	32,605	32,605	32,958	32,958	33,307	33,307
Nusa Tenggara Timur	36,211	36,211	36,211	36,211	36,211	36,211
Kalimantan Barat	44,389	44,389	44,389	44,389	45,460	45,460
Kalimantan Tengah	47,669	47,669	48,721	48,721	48,830	48,830
Kalimantan Selatan	34,468	35,304	35,304	36,473	36,473	36,473
Kalimantan Timur	60,662	60,662	60,662	60,717	60,992	60,992
Kalimantan Utara	-	-	-	-	-	-
Sulawesi Utara	50,938	51,094	51,094	51,094	53,074	53,185
Sulawesi Tengah	47,906	47,906	47,906	48,808	49,148	49,148
Sulawesi Selatan	31,871	31,871	31,871	31,871	31,871	32,445
Sulawesi Tenggara	32,970	33,517	33,517	33,517	33,961	33,961
Gorontalo	32,121	32,121	32,121	32,121	32,787	32,787
Sulawesi Barat	44,939	44,939	44,939	44,939	44,939	44,939
Maluku	-	-	-	-	-	-
Maluku Utara	55,000	55,000	55,000	55,000	55,000	55,000
Papua Barat	45,534	45,534	45,534	45,534	45,534	45,534
Papua	50,319	50,319	50,319	50,319	50,319	50,319
Nasional/ <i>National</i>	41,946	42,099	42,239	42,396	42,784	42,952

Lanjutan Tabel/Continued Table 4.5

Provinsi <i>Province</i>	Juli <i>July</i>	Agustus <i>August</i>	September <i>September</i>	Oktober <i>October</i>	November <i>November</i>	Desember <i>December</i>	Rata-rata <i>Average</i>
(1)	(8)	(9)	(10)	(11)	(12)	(13)	(14)
Aceh	46,714	46,714	46,714	46,714	46,714	46,714	46,401
Sumatera Utara	50,197	50,686	50,686	51,077	51,077	51,077	50,052
Sumatera Barat	58,147	58,147	58,147	58,147	58,147	58,147	57,472
Riau	63,034	63,034	63,034	63,034	63,640	63,640	62,685
Jambi	49,224	49,224	49,224	49,224	49,224	49,224	48,993
Sumatera Selatan	39,616	39,616	39,616	39,616	39,763	39,930	39,266
Bengkulu	41,844	41,844	41,844	41,844	41,844	41,844	41,331
Lampung	35,976	35,976	36,106	36,508	37,065	37,340	35,796
Kepulauan Bangka Belitung	57,448	57,448	57,448	57,448	57,448	57,448	57,327
Kepulauan Riau	54,717	54,717	54,717	54,717	54,717	54,717	54,717
DKI Jakarta	-	-	-	-	-	-	-
Jawa Barat	32,661	32,661	32,919	32,919	32,919	32,919	32,213
Jawa Tengah	26,156	26,156	26,264	26,264	26,471	26,673	25,102
DI Yogyakarta	23,674	23,674	23,674	23,674	23,674	23,674	23,170
Jawa Timur	26,580	26,580	26,580	26,580	26,853	26,853	26,302
Banten	32,032	32,032	32,032	32,403	32,403	32,403	31,881
Bali	36,371	36,371	36,371	36,371	36,371	37,346	36,452
Nusa Tenggara Barat	33,392	33,392	33,392	34,168	34,168	35,104	33,446
Nusa Tenggara Timur	36,211	36,211	36,211	36,211	36,211	36,211	36,211
Kalimantan Barat	45,460	45,946	45,946	45,946	45,946	45,946	45,305
Kalimantan Tengah	49,361	49,361	49,361	49,361	49,819	49,819	48,960
Kalimantan Selatan	36,473	36,473	36,473	36,473	36,473	36,473	36,111
Kalimantan Timur	60,992	60,992	60,992	60,992	60,992	60,992	60,886
Kalimantan Utara	-	-	-	-	-	-	-
Sulawesi Utara	53,185	53,185	53,185	53,185	53,185	53,185	52,466
Sulawesi Tengah	49,148	49,148	49,148	49,148	49,148	49,148	48,809
Sulawesi Selatan	32,445	33,150	33,150	33,150	33,529	33,529	32,563
Sulawesi Tenggara	37,078	37,078	37,078	37,078	37,078	37,078	35,326
Gorontalo	32,787	32,787	32,787	33,277	33,850	33,850	32,783
Sulawesi Barat	44,939	44,939	44,939	44,939	44,939	44,939	44,939
Maluku	-	-	-	-	-	-	-
Maluku Utara	55,000	55,000	58,333	58,333	58,333	58,333	56,111
Papua Barat	45,534	45,534	45,534	45,534	45,534	45,534	45,534
Papua	50,319	50,319	50,319	50,319	50,319	50,319	50,319
Nasional/ <i>National</i>	43,120	43,174	43,298	43,376	43,479	43,562	42,869

Tabel/Table 4.6

Upah Buruh Subsektor Tanaman Perkebunan Rakyat 2018
Penjemuran (Rp/Hari)
Laborer Wages of Smallholders Estate Crops Subsector 2018
Drying (Rupiahs/Day)

Provinsi <i>Province</i>	Januari <i>January</i>	Februari <i>February</i>	Maret <i>March</i>	April <i>April</i>	Mei <i>May</i>	Juni <i>June</i>
(1)	(2)	(3)	(4)	(5)	(6)	(7)
Aceh	46,642	48,415	48,415	48,768	48,768	48,768
Sumatera Utara	40,130	40,130	40,130	40,130	41,515	41,515
Sumatera Barat	46,983	46,983	46,983	46,983	50,064	50,381
Riau	40,520	41,284	41,284	41,284	41,284	41,284
Jambi	55,934	55,934	55,934	55,934	55,934	55,934
Sumatera Selatan	33,493	33,493	33,493	33,493	34,731	36,069
Bengkulu	32,056	32,056	32,056	34,575	34,925	34,925
Lampung	39,002	39,002	39,002	39,002	39,002	39,567
Kepulauan Bangka Belitung	54,182	54,182	54,182	55,783	55,783	55,783
Kepulauan Riau	-	-	-	-	-	-
DKI Jakarta	-	-	-	-	-	-
Jawa Barat	25,145	26,677	26,677	26,677	30,661	30,661
Jawa Tengah	30,817	31,138	32,188	32,188	32,454	34,166
DI Yogyakarta	20,733	20,733	24,963	24,963	24,963	24,963
Jawa Timur	27,542	27,955	27,955	29,309	29,742	29,742
Banten	26,360	26,976	26,976	26,976	26,976	26,976
Bali	50,000	50,000	50,000	50,000	50,000	50,000
Nusa Tenggara Barat	31,373	31,373	33,236	33,236	33,932	33,932
Nusa Tenggara Timur	35,338	40,571	40,571	40,571	40,634	40,634
Kalimantan Barat	60,952	60,952	60,952	60,952	60,952	60,952
Kalimantan Tengah	48,201	48,201	48,201	48,201	48,201	48,201
Kalimantan Selatan	-	-	-	-	-	-
Kalimantan Timur	-	-	-	-	-	-
Kalimantan Utara	-	-	-	-	-	-
Sulawesi Utara	57,579	57,579	57,579	57,579	63,462	63,462
Sulawesi Tengah	51,413	51,413	51,413	52,532	52,532	52,532
Sulawesi Selatan	34,636	34,636	35,071	35,189	35,189	35,189
Sulawesi Tenggara	32,553	35,139	35,139	35,139	35,139	35,139
Gorontalo	37,249	37,249	39,398	40,042	40,042	40,042
Sulawesi Barat	-	-	-	-	-	-
Maluku	-	-	-	-	-	-
Maluku Utara	55,000	55,000	55,000	55,000	55,000	55,000
Papua Barat	50,000	50,000	50,000	50,000	50,000	50,000
Papua	63,525	63,525	63,525	63,525	63,525	63,525
Nasional/ <i>National</i>	41,754	42,244	42,605	42,890	43,534	43,679

Lanjutan Tabel/Continued Table 4.6

Provinsi <i>Province</i>	Juli <i>July</i>	Agustus <i>August</i>	September <i>September</i>	Oktober <i>October</i>	November <i>November</i>	Desember <i>December</i>	Rata-rata <i>Average</i>
(1)	(8)	(9)	(10)	(11)	(12)	(13)	(14)
Aceh	48,768	48,768	48,768	48,768	48,768	48,768	48,532
Sumatera Utara	41,515	41,515	41,515	41,515	41,515	41,515	41,054
Sumatera Barat	50,381	50,381	50,381	50,381	50,381	50,381	49,222
Riau	41,284	41,284	41,284	41,284	41,284	41,284	41,220
Jambi	55,934	55,934	55,934	55,934	55,934	55,934	55,934
Sumatera Selatan	36,069	36,069	37,374	37,374	37,374	37,374	35,534
Bengkulu	34,925	34,925	34,925	34,925	34,925	34,925	34,178
Lampung	39,879	39,879	39,879	39,879	41,421	41,421	39,745
Kepulauan Bangka Belitung	55,783	55,783	55,783	55,783	55,783	55,783	55,383
Kepulauan Riau	-	-	-	-	-	-	-
DKI Jakarta	-	-	-	-	-	-	-
Jawa Barat	30,661	30,661	30,661	31,304	31,304	31,304	29,366
Jawa Tengah	34,449	34,449	34,449	34,449	34,449	35,327	33,377
DI Yogyakarta	24,963	24,963	24,963	24,963	24,963	24,963	24,258
Jawa Timur	29,742	29,742	29,742	29,742	29,742	29,742	29,225
Banten	26,976	26,976	26,976	26,976	26,976	26,976	26,925
Bali	50,000	50,000	50,000	50,000	50,000	50,000	50,000
Nusa Tenggara Barat	33,932	33,932	33,932	33,932	33,932	33,932	33,389
Nusa Tenggara Timur	40,634	40,634	40,634	40,634	40,634	40,634	40,177
Kalimantan Barat	60,952	60,952	60,952	60,952	60,952	60,952	60,952
Kalimantan Tengah	48,201	48,201	48,201	48,201	48,201	48,201	48,201
Kalimantan Selatan	-	-	-	-	-	-	-
Kalimantan Timur	-	-	-	-	-	-	-
Kalimantan Utara	-	-	-	-	-	-	-
Sulawesi Utara	63,462	63,462	63,462	63,462	63,462	63,462	61,501
Sulawesi Tengah	52,532	52,532	52,532	52,532	52,532	52,532	52,252
Sulawesi Selatan	35,189	35,189	35,189	35,189	35,189	35,189	35,087
Sulawesi Tenggara	35,139	35,139	35,139	35,139	35,139	35,139	34,923
Gorontalo	40,042	40,042	40,042	40,042	40,042	40,042	39,523
Sulawesi Barat	-	-	-	-	-	-	-
Maluku	-	-	-	-	-	-	-
Maluku Utara	55,000	55,000	55,000	55,000	55,000	55,000	55,000
Papua Barat	50,000	50,000	50,000	50,000	50,000	50,000	50,000
Papua	63,525	63,525	63,525	63,525	63,525	63,525	63,525
Nasional/ <i>National</i>	43,701	43,701	43,750	43,774	43,831	43,863	43,277

Tabel/Table 4.7

Upah Buruh Subsektor Tanaman Perkebunan Rakyat 2018
Penyemprotan Organisme Pengganggu Tanaman (Rp/Hari)
Laborer Wages of Smallholders Estate Crops Subsector 2018
Spraying (Rupiahs/Day)

Provinsi <i>Province</i>	Januari <i>January</i>	Februari <i>February</i>	Maret <i>March</i>	April <i>April</i>	Mei <i>May</i>	Juni <i>June</i>
(1)	(2)	(3)	(4)	(5)	(6)	(7)
Aceh	36,680	36,680	36,680	36,680	39,187	39,187
Sumatera Utara	44,509	44,870	44,870	44,870	45,018	45,018
Sumatera Barat	33,950	33,950	33,950	33,950	33,950	33,950
Riau	76,968	76,968	76,968	76,968	76,968	76,968
Jambi	-	-	-	-	-	-
Sumatera Selatan	43,912	45,468	45,468	45,468	45,468	45,468
Bengkulu	37,117	37,720	37,720	37,720	39,555	39,555
Lampung	27,628	30,629	30,629	30,629	30,976	30,976
Kepulauan Bangka Belitung	67,878	68,315	68,315	68,315	68,315	68,315
Kepulauan Riau	50,762	50,762	50,762	50,762	50,762	50,762
DKI Jakarta	-	-	-	-	-	-
Jawa Barat	30,110	30,331	30,331	30,331	30,606	30,937
Jawa Tengah	25,601	25,601	25,601	25,601	26,546	29,708
DI Yogyakarta	25,000	25,000	25,000	25,000	25,000	25,000
Jawa Timur	25,212	27,097	27,097	28,338	28,467	28,467
Banten	30,173	30,841	30,841	30,841	31,063	31,835
Bali	21,630	21,630	21,630	21,630	21,630	21,630
Nusa Tenggara Barat	28,990	28,990	28,990	28,990	28,990	28,990
Nusa Tenggara Timur	43,649	43,649	43,649	43,649	47,283	47,283
Kalimantan Barat	61,943	62,767	62,767	62,767	62,767	62,767
Kalimantan Tengah	47,500	47,500	47,915	47,915	51,101	51,101
Kalimantan Selatan	25,013	25,203	25,203	26,265	26,265	26,265
Kalimantan Timur	-	-	-	-	-	-
Kalimantan Utara	-	-	-	-	-	-
Sulawesi Utara	57,599	57,764	57,764	57,764	57,835	58,026
Sulawesi Tengah	51,250	51,250	51,250	51,250	53,949	53,949
Sulawesi Selatan	35,723	36,173	36,173	39,794	40,351	41,295
Sulawesi Tenggara	59,235	59,235	59,235	59,235	61,931	61,931
Gorontalo	55,471	55,471	55,471	55,471	55,471	55,471
Sulawesi Barat	51,720	51,720	51,720	51,720	51,720	51,720
Maluku	-	-	-	-	-	-
Maluku Utara	55,000	55,000	56,000	56,000	56,000	56,000
Papua Barat	52,500	52,500	52,500	52,500	52,500	52,500
Papua	54,080	54,080	54,080	54,080	54,080	54,080
Nasional/ <i>National</i>	43,338	43,695	43,744	43,948	44,612	44,798

Lanjutan Tabel/Continued Table 4.7

Provinsi <i>Province</i>	Juli <i>July</i>	Agustus <i>August</i>	September <i>September</i>	Oktober <i>October</i>	November <i>November</i>	Desember <i>December</i>	Rata-rata <i>Average</i>
(1)	(8)	(9)	(10)	(11)	(12)	(13)	(14)
Aceh	39,187	39,187	39,187	39,187	39,187	39,187	38,351
Sumatera Utara	45,018	45,018	46,866	47,097	47,424	47,424	45,667
Sumatera Barat	33,950	33,950	33,950	33,950	33,950	33,950	33,950
Riau	76,968	76,968	76,968	76,968	79,594	79,594	77,405
Jambi	-	-	-	-	-	-	-
Sumatera Selatan	45,468	45,468	45,475	45,475	45,475	45,475	45,340
Bengkulu	39,555	39,555	39,555	39,555	39,555	39,555	38,893
Lampung	31,403	31,683	31,683	31,683	31,683	31,683	30,940
Kepulauan Bangka Belitung	68,315	68,315	68,315	68,315	68,315	68,315	68,278
Kepulauan Riau	50,762	50,762	50,762	50,762	50,762	50,762	50,762
DKI Jakarta	-	-	-	-	-	-	-
Jawa Barat	30,937	30,937	30,937	30,937	30,937	30,937	30,689
Jawa Tengah	30,237	30,237	30,237	30,237	30,237	30,237	28,340
DI Yogyakarta	25,000	25,000	25,000	25,000	25,000	25,000	25,000
Jawa Timur	28,467	28,467	28,467	28,467	28,467	28,467	27,957
Banten	31,835	31,835	32,192	32,192	32,192	32,192	31,503
Bali	21,630	21,630	21,630	21,630	21,630	21,630	21,630
Nusa Tenggara Barat	28,990	28,990	30,118	31,068	31,068	31,068	29,604
Nusa Tenggara Timur	47,283	47,283	47,283	47,283	47,283	47,283	46,072
Kalimantan Barat	62,767	62,767	62,767	62,767	62,767	62,767	62,698
Kalimantan Tengah	51,101	51,101	51,101	51,101	51,656	51,656	50,062
Kalimantan Selatan	26,265	26,265	26,265	26,265	26,265	26,265	25,984
Kalimantan Timur	-	-	-	-	-	-	-
Kalimantan Utara	-	-	-	-	-	-	-
Sulawesi Utara	58,026	58,026	58,026	58,026	58,026	58,026	57,909
Sulawesi Tengah	53,949	53,949	55,963	57,443	57,443	57,443	54,091
Sulawesi Selatan	41,295	41,295	41,295	41,295	41,295	41,295	39,773
Sulawesi Tenggara	61,931	61,931	61,931	61,931	61,931	61,931	61,032
Gorontalo	55,471	55,471	55,471	57,444	58,002	58,002	56,057
Sulawesi Barat	51,720	51,720	51,720	51,720	51,720	51,720	51,720
Maluku	-	-	-	-	-	-	-
Maluku Utara	56,000	56,000	56,000	56,000	56,000	56,000	55,833
Papua Barat	52,500	52,500	52,500	52,500	52,500	52,500	52,500
Papua	54,080	54,080	54,080	54,080	54,080	54,080	54,080
Nasional/ <i>National</i>	44,831	44,841	45,026	45,185	45,326	45,326	44,556

Tabel/Table 4.8

Upah Buruh Subsektor Tanaman Perkebunan Rakyat 2018
Pembibitan (Rp/Hari)
Laborer Wages of Smallholders Estate Crops Subsector 2018
Seeding (Rupiahs/Day)

Provinsi <i>Province</i>	Januari <i>January</i>	Februari <i>February</i>	Maret <i>March</i>	April <i>April</i>	Mei <i>May</i>	Juni <i>June</i>
(1)	(2)	(3)	(4)	(5)	(6)	(7)
Aceh	-	-	-	-	-	-
Sumatera Utara	62,823	62,823	62,823	62,823	62,823	62,823
Sumatera Barat	63,187	63,187	63,187	63,187	63,187	63,187
Riau	40,520	44,043	44,043	44,569	44,569	44,569
Jambi	-	-	-	-	-	-
Sumatera Selatan	30,984	30,984	30,984	30,984	30,984	30,984
Bengkulu	36,060	36,060	36,060	36,060	36,060	36,060
Lampung	30,947	30,947	30,947	30,947	33,200	33,200
Kepulauan Bangka Belitung	72,331	72,331	72,331	74,469	74,469	74,469
Kepulauan Riau	80,000	80,000	80,000	80,000	80,000	80,000
DKI Jakarta	-	-	-	-	-	-
Jawa Barat	26,456	28,909	29,890	29,890	29,890	29,890
Jawa Tengah	-	-	-	-	-	-
DI Yogyakarta	20,000	20,000	20,000	20,000	20,000	20,000
Jawa Timur	27,104	27,695	27,695	30,078	30,078	30,078
Banten	30,803	31,184	31,184	31,184	31,536	33,191
Bali	62,777	62,777	62,777	62,777	62,777	62,777
Nusa Tenggara Barat	26,388	26,388	26,388	26,388	26,952	26,952
Nusa Tenggara Timur	35,000	35,000	35,000	35,000	35,000	35,000
Kalimantan Barat	-	-	-	-	-	-
Kalimantan Tengah	46,857	46,857	46,857	47,364	47,364	47,364
Kalimantan Selatan	-	-	-	-	-	-
Kalimantan Timur	-	-	-	-	-	-
Kalimantan Utara	-	-	-	-	-	-
Sulawesi Utara	55,255	55,765	55,765	55,765	55,765	55,765
Sulawesi Tengah	60,670	60,670	60,670	60,670	65,337	65,337
Sulawesi Selatan	50,887	51,763	51,763	52,651	52,651	52,651
Sulawesi Tenggara	25,650	25,650	25,650	25,650	25,650	25,650
Gorontalo	-	-	-	-	-	-
Sulawesi Barat	-	-	-	-	-	-
Maluku	-	-	-	-	-	-
Maluku Utara	55,000	55,000	55,000	55,000	55,000	55,000
Papua Barat	-	-	-	-	-	-
Papua	-	-	-	-	-	-
Nasional/ <i>National</i>	44,748	45,144	45,191	45,498	45,871	45,950

Lanjutan Tabel/Continued Table 4.8

Provinsi <i>Province</i>	Juli <i>July</i>	Agustus <i>August</i>	September <i>September</i>	Oktober <i>October</i>	November <i>November</i>	Desember <i>December</i>	Rata-rata <i>Average</i>
(1)	(8)	(9)	(10)	(11)	(12)	(13)	(14)
Aceh	-	-	-	-	-	-	-
Sumatera Utara	62,823	62,823	62,823	62,823	63,950	63,950	63,011
Sumatera Barat	63,187	63,187	63,187	63,187	63,187	63,187	63,187
Riau	44,569	44,569	44,569	44,569	45,888	45,888	44,364
Jambi	-	-	-	-	-	-	-
Sumatera Selatan	30,984	30,984	30,984	30,984	30,984	30,984	30,984
Bengkulu	36,060	36,060	36,060	36,060	36,060	36,060	36,060
Lampung	33,200	33,200	33,200	33,200	33,200	33,200	32,449
Kepulauan Bangka Belitung	74,469	74,469	74,469	74,469	74,469	74,469	73,934
Kepulauan Riau	80,000	80,000	80,000	80,000	80,000	80,000	80,000
DKI Jakarta	-	-	-	-	-	-	-
Jawa Barat	29,890	29,890	29,890	29,890	29,890	29,890	29,522
Jawa Tengah	-	-	-	-	-	-	-
DI Yogyakarta	20,000	20,000	20,000	20,000	20,000	20,000	20,000
Jawa Timur	30,078	30,078	30,078	30,078	30,078	30,078	29,433
Banten	33,191	33,191	33,191	33,191	33,191	33,191	32,352
Bali	62,777	62,777	62,777	62,777	62,777	62,777	62,777
Nusa Tenggara Barat	26,952	26,952	26,952	26,952	26,952	26,952	26,764
Nusa Tenggara Timur	35,000	35,000	35,000	35,000	35,000	35,000	35,000
Kalimantan Barat	-	-	-	-	-	-	-
Kalimantan Tengah	47,364	47,364	47,364	47,364	47,364	47,364	47,237
Kalimantan Selatan	-	-	-	-	-	-	-
Kalimantan Timur	-	-	-	-	-	-	-
Kalimantan Utara	-	-	-	-	-	-	-
Sulawesi Utara	55,765	55,765	55,765	55,765	55,765	55,765	55,722
Sulawesi Tengah	65,337	65,337	65,337	65,337	65,337	65,337	63,781
Sulawesi Selatan	52,651	53,291	53,291	53,291	53,291	53,291	52,623
Sulawesi Tenggara	25,650	25,650	25,650	25,650	25,650	25,650	25,650
Gorontalo	-	-	-	-	-	-	-
Sulawesi Barat	-	-	-	-	-	-	-
Maluku	-	-	-	-	-	-	-
Maluku Utara	55,000	55,000	55,000	55,000	55,000	55,000	55,000
Papua Barat	-	-	-	-	-	-	-
Papua	-	-	-	-	-	-	-
Nasional/ <i>National</i>	45,950	45,980	45,980	45,980	46,097	46,097	45,707

SUBSEKTOR PETERNAKAN
ANIMAL HUSBANDRY SUBSECTOR

<https://www.mps.go.id>

Tabel/Table 5.1

Upah Buruh Subsektor Peternakan 2018
Pemeliharaan (Rp/Hari)
Laborer Wages of Animal Husbandry Subsector 2018
Breeding/Rearing (Rupiahs/Day)

Provinsi <i>Province</i>	Januari <i>January</i>	Februari <i>February</i>	Maret <i>March</i>	April <i>April</i>	Mei <i>May</i>	Juni <i>June</i>
(1)	(2)	(3)	(4)	(5)	(6)	(7)
Aceh	37,983	37,983	37,983	37,983	37,983	37,983
Sumatera Utara	34,264	34,264	34,264	34,362	34,677	34,677
Sumatera Barat	42,138	42,138	42,138	42,249	42,249	42,249
Riau	35,426	38,305	38,305	38,305	38,305	38,305
Jambi	50,106	50,106	50,106	50,106	50,106	50,106
Sumatera Selatan	33,714	33,714	33,773	33,773	33,849	33,849
Bengkulu	30,481	30,481	30,481	30,481	30,481	30,481
Lampung	27,336	28,797	28,797	28,797	29,446	29,446
Bangka Belitung	56,162	56,822	56,822	57,115	58,186	58,186
Kepulauan Riau	38,759	38,759	40,650	40,650	40,650	40,650
DKI Jakarta	-	-	-	-	-	-
Jawa Barat	28,118	28,343	28,456	28,620	29,374	29,374
Jawa Tengah	25,588	25,845	26,039	26,241	26,319	26,793
DI Yogyakarta	20,686	21,455	21,455	21,455	21,455	21,666
Jawa Timur	26,129	26,227	26,266	26,508	26,851	27,139
Banten	31,629	32,664	32,664	32,664	32,664	32,870
Bali	36,477	36,477	36,477	36,477	38,569	38,569
Nusa Tenggara Barat	42,500	42,651	43,568	43,568	43,568	43,568
Nusa Tenggara Timur	-	-	-	-	-	-
Kalimantan Barat	35,164	35,164	35,164	35,164	35,164	35,164
Kalimantan Tengah	-	-	-	-	-	-
Kalimantan Selatan	73,341	73,341	73,341	73,341	73,341	73,587
Kalimantan Timur	46,566	46,666	46,811	46,931	46,931	49,117
Kalimantan Utara	47,361	47,361	47,361	48,199	49,023	49,023
Sulawesi Utara	48,473	48,473	48,557	48,669	48,784	48,784
Sulawesi Tengah	47,285	47,285	47,285	47,789	47,789	48,118
Sulawesi Selatan	47,312	47,312	47,312	47,312	47,392	47,392
Sulawesi Tenggara	-	-	-	-	-	-
Gorontalo	39,724	39,724	39,724	39,724	39,724	39,724
Sulawesi Barat	46,865	46,865	46,865	46,865	46,865	46,865
Maluku	33,134	33,134	40,581	40,581	40,581	40,581
Maluku Utara	50,000	50,000	50,000	50,000	50,000	50,000
Papua Barat	78,837	78,837	78,837	78,837	78,837	78,944
Papua	61,361	61,361	61,361	61,361	61,361	61,361
Nasional/ <i>National</i>	41,764	42,019	42,381	42,471	42,684	42,819

Lanjutan Tabel/Continued Table 5.1

Provinsi <i>Province</i>	Juli <i>July</i>	Agustus <i>August</i>	September <i>September</i>	Oktober <i>October</i>	November <i>November</i>	Desember <i>December</i>	Rata-rata <i>Average</i>
(1)	(8)	(9)	(10)	(11)	(12)	(13)	(14)
Aceh	37,983	37,983	37,983	37,983	37,983	37,983	37,983
Sumatera Utara	34,677	34,677	35,436	36,739	36,739	36,739	35,126
Sumatera Barat	42,249	42,249	42,249	42,249	43,442	46,988	42,716
Riau	38,305	38,305	38,305	38,305	38,305	38,305	38,065
Jambi	50,800	50,800	50,800	50,800	50,800	50,800	50,453
Sumatera Selatan	36,565	36,565	36,565	36,565	36,565	36,894	35,199
Bengkulu	30,481	30,481	30,888	33,868	33,868	34,431	31,409
Lampung	29,530	29,842	29,842	29,842	29,929	30,251	29,321
Bangka Belitung	58,186	58,186	58,186	58,186	58,186	58,186	57,701
Kepulauan Riau	40,650	40,650	40,650	40,650	40,650	42,697	40,505
DKI Jakarta	-	-	-	-	-	-	-
Jawa Barat	29,374	29,374	29,374	29,558	29,558	29,558	29,090
Jawa Tengah	27,178	27,245	27,245	27,245	27,487	27,812	26,753
DI Yogyakarta	22,475	22,475	22,475	22,475	22,475	22,475	21,918
Jawa Timur	27,213	27,756	27,998	27,998	27,998	27,998	27,174
Banten	32,949	33,170	33,727	34,042	34,123	34,182	33,113
Bali	38,569	38,763	38,763	38,763	38,763	38,763	37,952
Nusa Tenggara Barat	43,568	43,568	43,568	43,568	43,568	43,568	43,403
Nusa Tenggara Timur	-	-	-	-	-	-	-
Kalimantan Barat	35,164	35,164	35,164	35,164	35,164	35,164	35,164
Kalimantan Tengah	-	-	-	-	-	-	-
Kalimantan Selatan	73,940	73,940	73,940	73,940	73,940	73,940	73,661
Kalimantan Timur	49,117	49,117	49,117	49,117	49,117	49,117	48,144
Kalimantan Utara	49,023	49,023	49,023	53,919	53,919	53,919	49,763
Sulawesi Utara	49,049	49,985	49,985	50,560	50,560	52,262	49,512
Sulawesi Tengah	48,830	48,830	48,830	48,830	48,830	48,830	48,211
Sulawesi Selatan	47,849	47,849	47,849	49,140	49,140	49,140	47,917
Sulawesi Tenggara	-	-	-	-	-	-	-
Gorontalo	39,724	39,724	39,724	39,724	39,724	39,724	39,724
Sulawesi Barat	46,865	46,865	46,865	46,865	46,865	46,865	46,865
Maluku	40,581	40,581	40,581	40,581	40,581	40,581	39,339
Maluku Utara	50,000	50,000	50,000	50,000	50,000	50,000	50,000
Papua Barat	78,944	79,446	79,446	79,446	80,139	80,737	79,274
Papua	61,361	61,361	61,361	61,361	61,361	61,361	61,361
Nasional/ <i>National</i>	43,040	43,133	43,198	43,583	43,659	43,976	42,894

Tabel/Table 5.2

Upah Buruh Subsektor Peternakan 2018
Mencari Rumput (Rp/Hari)
Laborer Wages of Animal Husbandry Subsector 2018
Collecting Hay (Rupiahs/Day)

Provinsi <i>Province</i>	Januari <i>January</i>	Februari <i>February</i>	Maret <i>March</i>	April <i>April</i>	Mei <i>May</i>	Juni <i>June</i>
(1)	(2)	(3)	(4)	(5)	(6)	(7)
Aceh	42,580	42,580	42,580	42,580	43,477	43,477
Sumatera Utara	38,465	38,762	40,365	40,832	40,948	40,948
Sumatera Barat	53,555	53,555	53,555	53,555	53,555	53,555
Riau	34,786	35,367	35,367	35,367	35,367	35,654
Jambi	41,352	41,352	41,352	41,352	41,352	41,352
Sumatera Selatan	27,198	27,935	27,935	27,935	27,935	27,935
Bengkulu	30,136	33,087	33,087	33,087	33,987	34,161
Lampung	23,927	24,277	24,277	24,747	26,062	26,346
Bangka Belitung	43,100	43,320	43,320	43,320	43,320	43,320
Kepulauan Riau	-	-	-	-	-	-
DKI Jakarta	-	-	-	-	-	-
Jawa Barat	26,485	26,485	27,275	28,063	28,515	29,243
Jawa Tengah	20,629	20,629	20,629	20,955	21,728	21,728
DI Yogyakarta	16,935	17,974	17,974	17,974	17,974	18,327
Jawa Timur	18,657	18,657	18,657	18,657	22,954	22,954
Banten	16,855	17,376	17,761	17,761	21,934	22,440
Bali	26,496	26,496	26,496	26,496	26,496	26,496
Nusa Tenggara Barat	32,761	33,256	33,861	33,861	34,456	34,456
Nusa Tenggara Timur	-	-	-	-	-	-
Kalimantan Barat	15,803	15,803	15,803	15,803	15,803	15,803
Kalimantan Tengah	26,980	26,980	26,980	26,980	26,980	31,276
Kalimantan Selatan	18,620	18,620	18,620	18,620	18,620	18,620
Kalimantan Timur	46,990	48,179	48,711	49,592	49,592	50,158
Kalimantan Utara	-	-	-	-	-	-
Sulawesi Utara	40,627	40,627	40,627	40,627	40,627	40,627
Sulawesi Tengah	-	-	-	-	-	-
Sulawesi Selatan	27,493	28,771	29,658	29,658	30,596	30,596
Sulawesi Tenggara	-	-	-	-	-	-
Gorontalo	26,045	26,045	26,045	26,045	26,045	26,045
Sulawesi Barat	28,887	28,887	28,887	28,887	28,887	28,887
Maluku	50,300	50,300	50,300	50,300	50,300	50,300
Maluku Utara	50,000	50,000	50,000	50,000	50,000	50,000
Papua Barat	-	-	-	-	-	-
Papua	-	-	-	-	-	-
Nasional/ <i>National</i>	31,756	32,128	32,312	32,425	32,981	33,258

Lanjutan Tabel/Continued Table 5.2

Provinsi <i>Province</i>	Juli <i>July</i>	Agustus <i>August</i>	September <i>September</i>	Oktober <i>October</i>	November <i>November</i>	Desember <i>December</i>	Rata-rata <i>Average</i>
(1)	(8)	(9)	(10)	(11)	(12)	(13)	(14)
Aceh	43,477	43,477	43,477	43,477	44,885	44,885	43,412
Sumatera Utara	40,948	40,948	41,192	41,538	42,932	42,932	40,901
Sumatera Barat	53,555	53,555	53,555	53,555	53,555	53,555	53,555
Riau	35,654	35,654	35,654	35,654	35,654	35,914	35,508
Jambi	41,352	41,352	41,352	41,352	41,352	41,352	41,352
Sumatera Selatan	29,824	30,245	30,245	30,946	31,038	32,795	29,330
Bengkulu	34,161	34,648	34,648	34,648	34,648	34,912	33,768
Lampung	26,346	26,346	26,346	26,346	26,498	26,710	25,686
Bangka Belitung	43,320	43,320	43,320	43,320	43,320	43,320	43,302
Kepulauan Riau	-	-	-	-	-	-	-
DKI Jakarta	-	-	-	-	-	-	-
Jawa Barat	29,376	29,376	29,376	29,684	29,684	29,684	28,604
Jawa Tengah	26,392	26,592	26,592	26,592	26,636	26,636	23,812
DI Yogyakarta	19,100	19,100	19,100	19,100	19,100	19,100	18,480
Jawa Timur	23,019	23,111	23,502	23,502	23,502	23,502	21,723
Banten	24,072	24,072	24,072	24,072	24,072	24,096	21,549
Bali	26,496	27,426	27,426	27,426	27,426	30,663	27,153
Nusa Tenggara Barat	34,456	34,790	34,790	34,790	34,790	34,790	34,255
Nusa Tenggara Timur	-	-	-	-	-	-	-
Kalimantan Barat	16,667	16,667	16,667	17,026	17,026	17,026	16,325
Kalimantan Tengah	31,658	32,401	32,401	32,401	32,401	32,401	29,986
Kalimantan Selatan	18,620	18,620	18,620	20,586	20,586	20,586	19,112
Kalimantan Timur	50,158	50,158	50,158	50,158	50,158	50,158	49,514
Kalimantan Utara	-	-	-	-	-	-	-
Sulawesi Utara	40,627	40,627	40,627	40,627	40,627	40,627	40,627
Sulawesi Tengah	-	-	-	-	-	-	-
Sulawesi Selatan	30,596	30,596	30,596	30,596	30,596	30,596	30,029
Sulawesi Tenggara	-	-	-	-	-	-	-
Gorontalo	26,045	26,045	26,045	26,045	26,045	26,045	26,045
Sulawesi Barat	28,887	28,887	28,887	28,887	28,887	28,887	28,887
Maluku	50,300	50,300	50,300	50,300	50,300	50,300	50,300
Maluku Utara	50,000	50,000	50,000	50,000	50,000	50,000	50,000
Papua Barat	-	-	-	-	-	-	-
Papua	-	-	-	-	-	-	-
Nasional/ <i>National</i>	33,658	33,781	33,806	33,947	34,066	34,287	33,201

Tabel/Table 5.3

Upah Buruh Subsektor Peternakan 2018
Menggembala Ternak (Rp/Hari)
Laborer Wages of Animal Husbandry Subsector 2018
Herding Cattle (Rupiahs/Day)

Provinsi <i>Province</i>	Januari <i>January</i>	Februari <i>February</i>	Maret <i>March</i>	April <i>April</i>	Mei <i>May</i>	Juni <i>June</i>
(1)	(2)	(3)	(4)	(5)	(6)	(7)
Aceh	-	-	-	-	-	-
Sumatera Utara	38,330	38,330	38,330	38,330	38,330	38,521
Sumatera Barat	55,352	55,352	55,352	55,352	55,352	55,628
Riau	35,137	36,303	37,346	37,346	37,346	37,346
Jambi	52,500	52,500	52,500	52,500	52,500	52,500
Sumatera Selatan	20,650	20,650	22,481	22,966	22,966	23,923
Bengkulu	-	-	-	-	-	-
Lampung	-	-	-	-	-	-
Bangka Belitung	46,839	46,839	46,839	46,839	46,839	46,839
Kepulauan Riau	-	-	-	-	-	-
DKI Jakarta	-	-	-	-	-	-
Jawa Barat	25,622	25,622	25,622	25,622	25,622	25,622
Jawa Tengah	-	-	-	-	-	-
DI Yogyakarta	-	-	-	-	-	-
Jawa Timur	19,806	19,806	19,806	19,806	19,806	19,806
Banten	21,496	21,546	23,530	24,030	24,030	25,012
Bali	-	-	-	-	-	-
Nusa Tenggara Barat	-	-	-	-	-	-
Nusa Tenggara Timur	-	-	-	-	-	-
Kalimantan Barat	30,600	30,600	30,600	30,600	30,600	30,600
Kalimantan Tengah	-	-	-	-	-	-
Kalimantan Selatan	-	-	-	-	-	-
Kalimantan Timur	-	-	-	-	-	-
Kalimantan Utara	-	-	-	-	-	-
Sulawesi Utara	-	-	-	-	-	-
Sulawesi Tengah	31,464	31,464	31,464	31,464	31,464	33,894
Sulawesi Selatan	-	-	-	-	-	-
Sulawesi Tenggara	-	-	-	-	-	-
Gorontalo	-	-	-	-	-	-
Sulawesi Barat	-	-	-	-	-	-
Maluku	-	-	-	-	-	-
Maluku Utara	-	-	-	-	-	-
Papua Barat	-	-	-	-	-	-
Papua	-	-	-	-	-	-
Nasional/ <i>National</i>	34,345	34,456	34,897	34,987	34,987	35,426

Lanjutan Tabel/Continued Table 5.3

Provinsi <i>Province</i>	Juli <i>July</i>	Agustus <i>August</i>	September <i>September</i>	Oktober <i>October</i>	November <i>November</i>	Desember <i>December</i>	Rata-rata <i>Average</i>
(1)	(8)	(9)	(10)	(11)	(12)	(13)	(14)
Aceh	-	-	-	-	-	-	-
Sumatera Utara	38,521	38,521	38,521	38,521	38,521	38,521	38,442
Sumatera Barat	55,628	55,628	55,628	55,628	55,628	55,628	55,513
Riau	37,346	37,346	37,346	37,346	37,346	37,346	37,075
Jambi	52,500	52,500	52,500	52,500	52,500	52,500	52,500
Sumatera Selatan	23,923	23,923	23,923	23,923	23,923	26,668	23,327
Bengkulu	-	-	-	-	-	-	-
Lampung	-	-	-	-	-	-	-
Bangka Belitung	46,839	46,839	46,839	46,839	46,839	46,839	46,839
Kepulauan Riau	-	-	-	-	-	-	-
DKI Jakarta	-	-	-	-	-	-	-
Jawa Barat	25,622	25,622	25,622	25,622	25,622	25,622	25,622
Jawa Tengah	-	-	-	-	-	-	-
DI Yogyakarta	-	-	-	-	-	-	-
Jawa Timur	19,806	19,806	19,806	19,806	19,806	19,806	19,806
Banten	26,474	26,474	26,770	26,770	26,770	26,770	24,973
Bali	-	-	-	-	-	-	-
Nusa Tenggara Barat	-	-	-	-	-	-	-
Nusa Tenggara Timur	-	-	-	-	-	-	-
Kalimantan Barat	30,600	30,600	30,600	30,600	30,600	30,600	30,600
Kalimantan Tengah	-	-	-	-	-	-	-
Kalimantan Selatan	-	-	-	-	-	-	-
Kalimantan Timur	-	-	-	-	-	-	-
Kalimantan Utara	-	-	-	-	-	-	-
Sulawesi Utara	-	-	-	-	-	-	-
Sulawesi Tengah	35,922	38,696	38,696	38,696	41,120	41,120	35,455
Sulawesi Selatan	-	-	-	-	-	-	-
Sulawesi Tenggara	-	-	-	-	-	-	-
Gorontalo	-	-	-	-	-	-	-
Sulawesi Barat	-	-	-	-	-	-	-
Maluku	-	-	-	-	-	-	-
Maluku Utara	-	-	-	-	-	-	-
Papua Barat	-	-	-	-	-	-	-
Papua	-	-	-	-	-	-	-
Nasional/ <i>National</i>	35,744	35,996	36,023	36,023	36,243	36,493	35,468

SUBSEKTOR PERIKANAN
FISHERY SUBSECTOR

<https://www.ms.go.id>

Tabel/Table 6.1

Upah Buruh Subsektor Perikanan - Tangkap 2018
Membersihkan Kapal (Rp/Hari)
Laborer Wages of Fishery Subsector - Fish Capture 2018
Boat Cleaning (Rupiahs/Day)

Provinsi <i>Province</i>	Januari <i>January</i>	Februari <i>February</i>	Maret <i>March</i>	April <i>April</i>	Mei <i>May</i>	Juni <i>June</i>
(1)	(2)	(3)	(4)	(5)	(6)	(7)
Aceh	48,864	48,864	48,864	48,864	48,864	48,864
Sumatera Utara	40,410	40,776	40,776	40,776	40,776	40,776
Sumatera Barat	-	-	-	-	-	-
Riau	-	-	-	-	-	-
Jambi	41,473	42,104	42,104	42,104	42,104	42,104
Sumatera Selatan	42,462	42,462	43,094	43,722	43,722	43,722
Bengkulu	37,624	37,624	37,624	37,624	37,624	37,790
Lampung	30,338	30,338	31,811	31,811	31,811	33,532
Bangka Belitung	32,808	32,808	32,808	32,808	32,808	32,808
Kepulauan Riau	-	-	-	-	-	-
DKI Jakarta	-	-	-	-	-	-
Jawa Barat	30,244	30,244	30,244	30,244	30,244	30,244
Jawa Tengah	31,122	32,008	32,008	32,008	34,394	34,394
DI Yogyakarta	-	-	-	-	-	-
Jawa Timur	44,278	45,082	45,082	45,082	45,685	45,685
Banten	35,224	35,677	35,677	36,861	37,386	37,628
Bali	43,963	45,296	45,296	45,296	45,296	45,296
Nusa Tenggara Barat	50,000	51,042	52,392	52,392	52,392	52,392
Nusa Tenggara Timur	70,000	70,000	70,000	70,000	70,000	70,000
Kalimantan Barat	-	-	-	-	-	-
Kalimantan Tengah	32,669	32,669	32,669	32,669	32,669	32,669
Kalimantan Selatan	-	-	-	-	-	-
Kalimantan Timur	50,283	50,283	50,399	55,924	55,924	55,924
Kalimantan Utara	50,283	50,283	50,283	50,283	50,283	50,283
Sulawesi Utara	50,657	50,657	55,209	55,209	55,209	55,209
Sulawesi Tengah	-	-	-	-	-	-
Sulawesi Selatan	-	-	-	-	-	-
Sulawesi Tenggara	-	-	-	-	-	-
Gorontalo	47,778	47,778	47,778	47,778	47,778	47,778
Sulawesi Barat	-	-	-	-	-	-
Maluku	-	-	-	-	-	-
Maluku Utara	70,138	70,138	70,138	70,138	70,138	70,138
Papua Barat	71,450	72,161	72,161	72,161	72,161	72,161
Papua	-	-	-	-	-	-
Nasional/ <i>National</i>	45,337	45,633	46,020	46,369	46,537	46,638

Lanjutan Tabel/Continued Table 6.1

Provinsi <i>Province</i>	Juli <i>July</i>	Agustus <i>August</i>	September <i>September</i>	Oktober <i>October</i>	November <i>November</i>	Desember <i>December</i>	Rata-rata <i>Average</i>
(1)	(8)	(9)	(10)	(11)	(12)	(13)	(14)
Aceh	48,864	48,864	48,864	48,864	48,864	48,864	48,864
Sumatera Utara	40,776	41,172	43,004	43,410	43,518	44,795	41,747
Sumatera Barat	-	-	-	-	-	-	-
Riau	-	-	-	-	-	-	-
Jambi	42,104	42,104	42,104	42,104	42,104	42,104	42,051
Sumatera Selatan	43,722	43,722	43,722	43,722	43,722	43,722	43,460
Bengkulu	37,790	37,790	39,042	40,453	40,683	42,329	38,666
Lampung	33,532	35,169	35,959	35,959	35,959	35,959	33,515
Bangka Belitung	33,051	34,690	34,690	34,690	34,690	34,690	33,613
Kepulauan Riau	-	-	-	-	-	-	-
DKI Jakarta	-	-	-	-	-	-	-
Jawa Barat	30,244	30,244	31,880	31,880	31,880	31,880	30,789
Jawa Tengah	35,107	35,107	35,107	35,107	35,486	35,836	33,974
DI Yogyakarta	-	-	-	-	-	-	-
Jawa Timur	45,685	45,685	45,685	45,685	45,685	45,685	45,417
Banten	37,628	37,628	37,857	37,967	37,967	38,091	37,132
Bali	45,296	45,296	45,296	45,296	45,296	45,296	45,185
Nusa Tenggara Barat	52,392	52,392	52,392	52,392	52,392	52,392	52,081
Nusa Tenggara Timur	70,000	70,000	70,000	70,000	70,000	70,000	70,000
Kalimantan Barat	-	-	-	-	-	-	-
Kalimantan Tengah	32,669	32,669	32,669	32,669	32,669	32,669	32,669
Kalimantan Selatan	-	-	-	-	-	-	-
Kalimantan Timur	55,924	55,924	55,924	55,924	55,924	55,924	54,523
Kalimantan Utara	50,283	50,283	50,283	51,107	53,433	53,433	50,876
Sulawesi Utara	55,209	55,209	55,209	55,209	55,393	56,173	54,546
Sulawesi Tengah	-	-	-	-	-	-	-
Sulawesi Selatan	-	-	-	-	-	-	-
Sulawesi Tenggara	-	-	-	-	-	-	-
Gorontalo	47,778	47,778	47,778	47,778	47,778	47,778	47,778
Sulawesi Barat	-	-	-	-	-	-	-
Maluku	-	-	-	-	-	-	-
Maluku Utara	70,138	70,138	70,138	70,138	70,138	70,138	70,138
Papua Barat	72,161	72,161	72,161	72,161	72,161	72,161	72,101
Papua	-	-	-	-	-	-	-
Nasional/ <i>National</i>	46,683	46,858	47,132	47,263	47,416	47,615	46,625

Tabel/Table 6.2

Upah Buruh Subsektor Perikanan - Budidaya 2018
Membajak Lahan (Rp/Hari)
Laborer Wages of Fishery Subsector - Aqua Culture 2018
Plowing (Rupiahs/Day)

Provinsi <i>Province</i>	Januari <i>January</i>	Februari <i>February</i>	Maret <i>March</i>	April <i>April</i>	Mei <i>May</i>	Juni <i>June</i>
(1)	(2)	(3)	(4)	(5)	(6)	(7)
Aceh	54,208	54,208	54,208	54,208	54,208	55,197
Sumatera Utara	63,420	63,420	63,420	63,420	63,420	63,420
Sumatera Barat	56,920	56,920	56,920	56,920	56,920	56,920
Riau	-	-	-	-	-	-
Jambi	37,422	46,442	46,442	46,442	46,442	46,442
Sumatera Selatan	36,643	36,643	36,643	36,643	40,195	40,195
Bengkulu	65,052	65,052	65,052	65,052	65,067	65,525
Lampung	41,165	41,165	41,165	41,165	41,165	41,165
Bangka Belitung	-	-	-	-	-	-
Kepulauan Riau	60,000	60,000	60,000	60,000	60,000	60,000
DKI Jakarta	-	-	-	-	-	-
Jawa Barat	49,875	54,271	57,480	57,480	57,480	57,480
Jawa Tengah	46,233	46,233	47,532	47,532	48,579	52,134
DI Yogyakarta	52,954	57,916	57,916	57,916	57,916	57,916
Jawa Timur	61,096	61,096	61,096	61,096	63,068	63,068
Banten	50,550	50,550	50,550	50,550	58,238	58,904
Bali	44,187	44,187	44,187	44,187	47,338	47,338
Nusa Tenggara Barat	53,717	53,717	58,844	58,844	58,844	58,844
Nusa Tenggara Timur	44,280	44,280	44,280	44,280	44,280	44,280
Kalimantan Barat	49,178	52,818	54,811	55,314	55,314	55,622
Kalimantan Tengah	72,028	72,028	72,028	72,028	72,028	72,028
Kalimantan Selatan	57,056	57,056	57,056	57,056	57,056	57,056
Kalimantan Timur	70,000	70,000	70,000	70,000	70,000	70,000
Kalimantan Utara	70,000	70,000	70,000	70,000	70,000	70,000
Sulawesi Utara	53,845	53,845	53,845	53,845	53,845	53,845
Sulawesi Tengah	49,435	49,435	49,435	49,435	49,435	49,435
Sulawesi Selatan	33,000	35,933	35,933	35,933	35,933	36,895
Sulawesi Tenggara	55,149	55,149	55,149	55,149	55,149	55,149
Gorontalo	50,970	50,970	50,970	50,970	50,970	50,970
Sulawesi Barat	-	-	-	-	-	-
Maluku	-	-	-	-	-	-
Maluku Utara	60,000	60,000	60,000	60,000	60,000	60,000
Papua Barat	58,556	58,556	58,849	59,157	62,603	62,603
Papua	50,000	50,000	50,000	50,000	50,000	50,000
Nasional/ <i>National</i>	53,343	54,203	54,614	54,642	55,362	55,601

Lanjutan Tabel/Continued Table 6.2

Provinsi <i>Province</i>	Juli <i>July</i>	Agustus <i>August</i>	September <i>September</i>	Oktober <i>October</i>	November <i>November</i>	Desember <i>December</i>	Rata-rata <i>Average</i>
(1)	(8)	(9)	(10)	(11)	(12)	(13)	(14)
Aceh	55,197	55,197	55,197	55,197	55,197	55,197	54,784
Sumatera Utara	63,420	63,774	64,427	64,427	66,661	66,661	64,157
Sumatera Barat	56,920	56,920	56,920	56,920	56,920	56,920	56,920
Riau	-	-	-	-	-	-	-
Jambi	46,442	46,442	46,442	46,442	46,442	46,442	45,691
Sumatera Selatan	40,195	40,195	44,069	44,069	44,069	44,069	40,302
Bengkulu	65,525	65,525	65,525	66,828	66,828	66,828	65,655
Lampung	41,165	41,165	41,165	41,165	41,165	41,165	41,165
Bangka Belitung	-	-	-	-	-	-	-
Kepulauan Riau	60,000	60,000	60,000	60,000	60,000	60,000	60,000
DKI Jakarta	-	-	-	-	-	-	-
Jawa Barat	57,675	57,675	57,675	57,675	58,182	58,182	56,761
Jawa Tengah	52,192	53,541	53,541	53,541	53,862	53,862	50,732
DI Yogyakarta	57,916	57,916	57,916	57,916	57,916	57,916	57,503
Jawa Timur	63,068	63,068	63,068	63,068	63,068	63,068	62,411
Banten	58,904	58,904	58,938	58,938	58,938	58,938	56,075
Bali	47,338	47,338	47,338	47,338	47,338	47,338	46,288
Nusa Tenggara Barat	58,844	58,844	58,844	58,844	58,844	58,844	57,989
Nusa Tenggara Timur	44,280	44,280	44,280	44,280	44,280	44,280	44,280
Kalimantan Barat	55,622	55,622	55,622	55,622	55,622	55,622	54,732
Kalimantan Tengah	72,028	74,418	74,418	74,418	74,418	74,418	73,024
Kalimantan Selatan	57,056	57,056	57,056	57,056	57,056	57,056	57,056
Kalimantan Timur	70,000	70,000	70,000	70,000	70,000	70,000	70,000
Kalimantan Utara	70,000	70,000	70,000	70,000	70,000	70,000	70,000
Sulawesi Utara	53,845	53,845	53,845	54,183	54,183	54,183	53,930
Sulawesi Tengah	49,435	49,435	49,435	49,435	49,435	49,435	49,435
Sulawesi Selatan	36,895	36,895	36,895	36,895	36,895	36,895	36,250
Sulawesi Tenggara	55,149	55,149	55,149	55,149	55,149	55,149	55,149
Gorontalo	50,970	50,970	50,970	50,970	50,970	50,970	50,970
Sulawesi Barat	-	-	-	-	-	-	-
Maluku	-	-	-	-	-	-	-
Maluku Utara	60,000	63,709	63,709	63,709	63,709	63,709	61,545
Papua Barat	62,603	62,603	62,603	62,603	62,603	63,612	61,413
Papua	55,000	55,750	55,750	55,750	55,750	55,750	52,813
Nasional/ <i>National</i>	55,782	56,077	56,234	56,291	56,397	56,431	55,415

Tabel/Table 6.3

Upah Buruh Subsektor Perikanan - Budidaya 2018
Memanen (Rp/Hari)
Laborer Wages of Fishery Subsector - Aqua Culture 2018
Harvesting (Rupiahs/Day)

Provinsi <i>Province</i>	Januari <i>January</i>	Februari <i>February</i>	Maret <i>March</i>	April <i>April</i>	Mei <i>May</i>	Juni <i>June</i>
(1)	(2)	(3)	(4)	(5)	(6)	(7)
Aceh	68,068	68,068	68,068	68,068	68,068	68,448
Sumatera Utara	54,841	54,841	54,841	54,841	54,841	54,841
Sumatera Barat	49,713	49,713	49,713	49,713	49,713	51,129
Riau	66,861	67,351	67,351	67,351	67,351	67,555
Jambi	37,158	38,128	38,886	38,886	38,886	38,886
Sumatera Selatan	52,258	52,258	52,258	52,258	56,039	57,307
Bengkulu	56,643	56,643	58,312	58,312	60,884	60,884
Lampung	24,577	24,577	24,577	24,577	25,291	25,291
Bangka Belitung	52,159	52,159	55,032	55,032	55,032	55,032
Kepulauan Riau	64,807	64,807	64,807	64,807	64,807	64,807
DKI Jakarta	-	-	-	-	-	-
Jawa Barat	44,065	44,793	47,207	47,207	47,207	47,207
Jawa Tengah	44,621	44,942	45,239	45,903	45,935	47,844
DI Yogyakarta	32,954	36,537	36,537	36,824	37,240	37,507
Jawa Timur	44,094	49,634	49,634	49,820	49,820	49,820
Banten	54,796	55,131	55,430	55,430	55,430	60,299
Bali	51,283	51,283	51,283	51,577	54,150	54,150
Nusa Tenggara Barat	38,571	39,240	39,890	41,985	41,985	41,985
Nusa Tenggara Timur	56,393	56,393	56,393	56,393	56,393	56,393
Kalimantan Barat	41,590	41,590	41,590	42,009	42,009	46,976
Kalimantan Tengah	-	-	-	-	-	-
Kalimantan Selatan	42,745	42,745	42,745	42,745	42,745	42,745
Kalimantan Timur	67,083	67,692	67,692	67,692	68,315	71,174
Kalimantan Utara	-	-	-	-	-	-
Sulawesi Utara	59,345	59,345	59,345	59,345	59,345	59,345
Sulawesi Tengah	51,146	51,146	51,146	51,146	51,146	51,146
Sulawesi Selatan	56,234	57,226	57,401	59,287	59,287	59,287
Sulawesi Tenggara	56,634	59,113	59,113	59,113	59,113	59,113
Gorontalo	51,355	51,355	55,203	55,203	58,575	58,575
Sulawesi Barat	29,906	30,198	30,198	30,198	30,198	30,198
Maluku	-	-	-	-	-	-
Maluku Utara	-	-	-	-	-	-
Papua Barat	60,000	60,000	60,000	65,000	65,000	65,000
Papua	-	-	-	-	-	-
Nasional/ <i>National</i>	50,354	50,961	51,425	51,812	52,315	52,962

Lanjutan Tabel/Continued Table 6.3

Provinsi <i>Province</i>	Juli <i>July</i>	Agustus <i>August</i>	September <i>September</i>	Oktober <i>October</i>	November <i>November</i>	Desember <i>December</i>	Rata-rata <i>Average</i>
(1)	(8)	(9)	(10)	(11)	(12)	(13)	(14)
Aceh	68,448	68,448	68,448	68,448	68,448	68,448	68,290
Sumatera Utara	57,904	57,987	58,488	58,488	59,494	59,494	56,742
Sumatera Barat	51,129	51,129	51,129	52,090	52,090	52,090	50,779
Riau	67,555	67,555	67,555	67,555	67,555	67,755	67,446
Jambi	38,886	38,886	38,886	38,886	40,212	41,011	38,966
Sumatera Selatan	57,307	57,307	57,307	57,307	57,307	57,307	55,518
Bengkulu	60,884	61,658	61,658	61,658	61,658	61,658	60,071
Lampung	25,291	25,291	25,352	25,352	25,352	25,352	25,073
Bangka Belitung	55,032	55,032	55,032	55,032	55,032	55,032	54,553
Kepulauan Riau	64,807	64,807	64,807	64,807	64,807	65,919	64,900
DKI Jakarta	-	-	-	-	-	-	-
Jawa Barat	47,207	47,207	47,207	47,207	47,207	47,512	46,769
Jawa Tengah	48,186	48,406	48,456	48,868	51,314	51,938	47,638
DI Yogyakarta	37,894	37,894	37,894	37,894	37,894	37,894	37,080
Jawa Timur	49,820	49,820	49,820	49,820	49,820	49,820	49,312
Banten	60,299	62,520	62,520	62,520	62,520	62,520	59,118
Bali	54,150	54,150	55,538	56,644	57,534	57,534	54,107
Nusa Tenggara Barat	41,985	41,985	42,134	43,668	43,668	43,668	41,731
Nusa Tenggara Timur	56,393	56,393	56,393	56,393	56,393	56,393	56,393
Kalimantan Barat	46,976	46,976	46,976	46,976	46,976	46,976	44,802
Kalimantan Tengah	-	-	-	-	-	-	-
Kalimantan Selatan	42,745	42,745	42,745	42,745	42,745	49,469	43,305
Kalimantan Timur	71,174	71,174	71,174	71,174	71,174	71,174	69,724
Kalimantan Utara	-	-	-	-	-	-	-
Sulawesi Utara	59,345	59,345	59,345	59,345	59,345	61,315	59,509
Sulawesi Tengah	51,146	51,146	51,146	51,146	51,146	51,146	51,146
Sulawesi Selatan	59,820	60,113	60,297	60,297	64,026	64,026	59,775
Sulawesi Tenggara	59,113	59,113	59,113	59,113	59,113	59,113	58,907
Gorontalo	58,712	58,712	58,712	58,712	58,712	58,712	56,878
Sulawesi Barat	30,198	30,198	30,198	30,198	30,198	30,198	30,173
Maluku	-	-	-	-	-	-	-
Maluku Utara	-	-	-	-	-	-	-
Papua Barat	65,000	65,000	65,000	65,000	65,000	65,000	63,750
Papua	-	-	-	-	-	-	-
Nasional/ <i>National</i>	53,122	53,250	53,333	53,476	53,812	54,231	52,588

DATA

MENCERDASKAN BANGSA



Badan Pusat Statistik

Jl. Dr. Sutomo No. 6-8, Kotak Pos 1003, Jakarta - 10010

Telepon : 3841195, 3842508, 3810291 - 5

Fax : (021) 345 - 7640

Telex : 45169, 45325, 45375, 45385

Email : shped_surat@bps.go.id, hperdesaan@yahoo.com

Homepage : <http://www.bps.go.id>