

Buletin Statistik Perdagangan Luar Negeri
Foreign Trade Statistical Bulletin

EKSPOR /EXPORTS

ISSN : 0216 - 5775

No. Publikasi / *Publication Number* : 06110.0806

Katalog BPS / *BPS Catalogue*: 8202002

Ukuran Buku / *Book Size* : 21 Cm X 29 Cm

Jumlah Halaman / *Total Pages* : 114 Halaman / *Pages*

Naskah / *Manuscript* :

Bagian Statistik Ekspor

Export Statistics Division

Gambar Kulit / *Cover Design* :

Bagian Statistik Ekspor

Export Statistics Division

Diterbitkan oleh / *Published by* :

Badan Pusat Statistik, Jakarta - Indonesia

CBS, Indonesia

Dicetak oleh / *Printed by* :

CV Rioma

Boleh dikutip dengan menyebut sumbernya

May be cited with reference to the source

<https://www.bps.go.id>

KATA PENGANTAR

Buletin Statistik Perdagangan Luar Negeri Ekspor yang diterbitkan secara bulanan memuat data ekspor menurut sektor, Perkembangan ekspor komoditi pertanian, Perkembangan ekspor komoditi industri, Perkembangan ekspor komoditi pertambangan dan Perkembangan ekspor Indonesia menurut komoditi dan negara tujuan secara kumulatif dari Januari sampai bulan berjalan.

Buletin ini juga menyajikan ulasan singkat tentang perbandingan, pertumbuhan dan peranan serta data pokok yang cukup menonjol atau yang mengalami perubahan yang signifikan. Diharapkan dengan adanya informasi semacam ini, para pengguna data ekspor dapat melihat dan mengikuti perkembangan ekspor secara garis besar.

Kepada para pengguna data, saran dan kritik yang bersifat konstruktif demi penyempurnaan publikasi ini, sangat diharapkan. Dengan demikian usaha BPS untuk meningkatkan pelayanan dan pemasyarakatan statistik (khususnya data Statistik Ekspor) dapat dilaksanakan secara baik dan berkesinambungan.

Jakarta, Mei 2008

BADAN PUSAT STATISTIK
KEPALA,

DR. Rusman Heriawan

NIP. 340003999

ISI / CONTENT

Halaman / Page

Kata Pengantar / <i>Preface</i>	iii
Isi / <i>Content</i>	iv
Ringkasan / <i>Highlight</i>	v - xiv

Jilid / Volume

Tabel 1. Ringkasan Perkembangan Ekspor Indonesia	1
Tabel 2. Perkembangan Ekspor Komoditi Pertanian	1
Tabel 3. Perkembangan Ekspor Komoditi Industri	2
Tabel 4. Perkembangan Ekspor Komoditi Pertambangan	4
Tabel 5. Perkembangan Ekspor Indonesia Menurut Komoditi dan Negara Tujuan	5

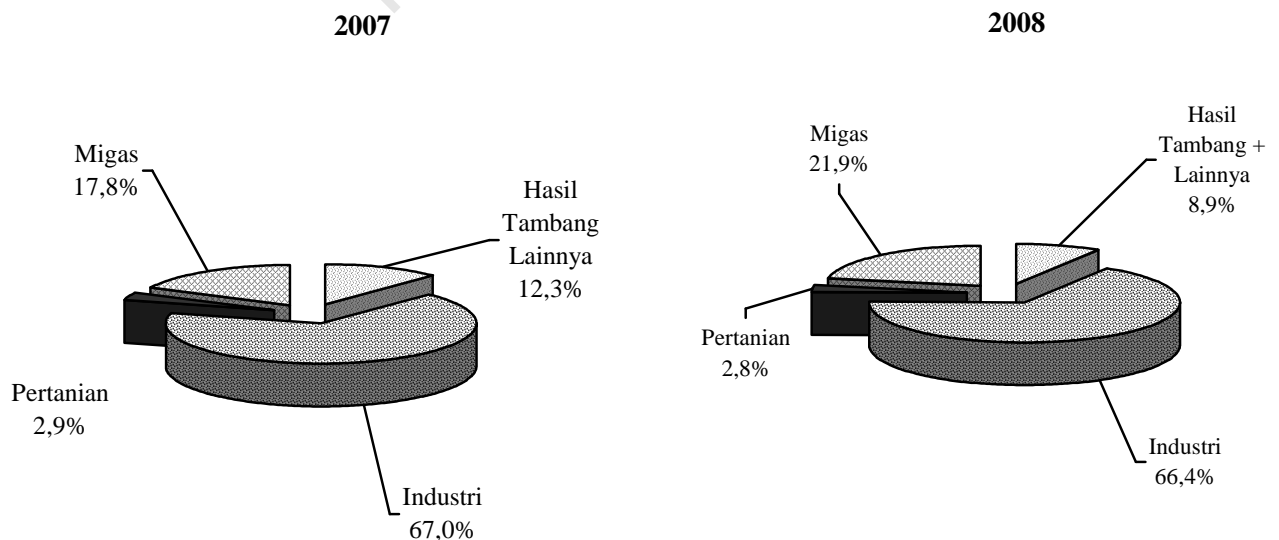
RINGKASAN

Ekspor Indonesia pada periode Januari - Maret 2008 mencapai nilai US\$ 33 746,0 juta dengan volume 88 791,7 ribu ton, yang terdiri dari US\$ 7 392,1 juta hasil ekspor minyak dan gas bumi dan US\$ 26 353,9 juta hasil ekspor komoditi non migas.

Dibandingkan periode yang sama tahun 2007, nilai ekspor naik US\$ 8 164,1 juta, karena adanya kenaikan ekspor non migas senilai US\$ 5 336,3 juta, dan dari kelompok migas juga mengalami kenaikan sebesar US\$ 2 827,8 juta atau naik 61,95

persen dibanding periode yang sama tahun sebelumnya. Dengan demikian, diperlihatkan bahwa penerimaan dari sektor migas masih bisa diharapkan, karena perkembangan harga di pasaran internasional menunjukkan perkembangan yang fluktuatif. Bulan Maret 2008 harga minyak mentah Indonesia US\$ 103,11 per barelnya, naik sebesar US\$ 41,62 per barel dibandingkan bulan Maret 2007.

Grafik 1 : PERBANDINGAN NILAI EKSPOR INDONESIA PADA JANUARI-MARET 2007 & 2008

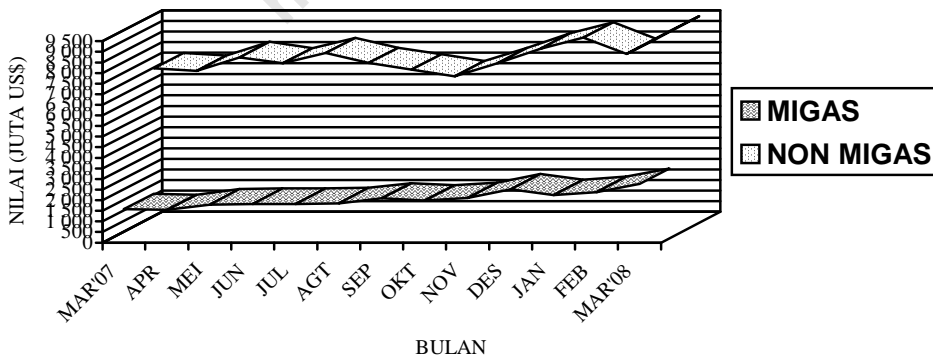


Pada Grafik 1 ditampilkan perbandingan nilai ekspor selama Periode Januari - Maret 2007 dan 2008. Sedangkan trend perkembangannya dari bulan Maret 2007 sampai dengan Maret 2008 disajikan pada Grafik 2, 3, dan 4. Nilai ekspor kelompok migas pada Januari - Maret 2007 senilai US\$ 4 564,3 juta yang terdiri dari minyak mentah, hasil minyak dan gas masing-masing senilai US\$ 1 923,6 juta, US\$ 610,1 juta, dan US\$ 2 030,5 juta. Sedangkan pada Januari - Maret 2008 nilai

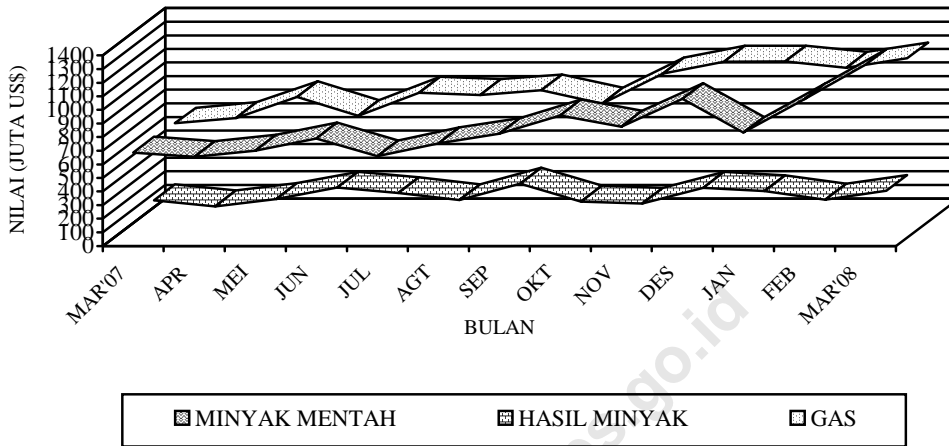
untuk kelompok migas masing-masing sebesar US\$ 3 242,0 juta, US\$ 801,4 juta dan US\$ 3 348,7 juta.

Nilai ekspor untuk kelompok non migas yang terdiri dari hasil pertanian, industri serta hasil tambang dan lainnya pada bulan Januari - Maret 2007 masing-masing US\$ 740,2 juta, US\$ 17 140,3 juta, dan US\$ 3 137,1 juta. Sementara itu pada periode Januari - Maret 2008 masing-masing mencapai US\$ 959,3 juta, US\$ 22 410,3 juta, dan US\$ 2 984,2 juta.

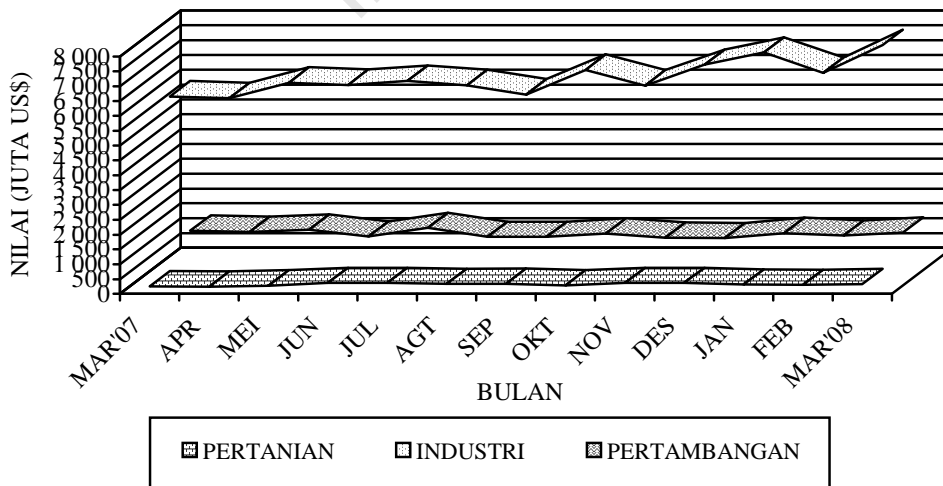
Grafik 2 : PERKEMBANGAN NILAI EKSPOR MIGAS DAN NON MIGAS SELAMA MARET 2007 SAMPAI DENGAN MARET 2008



Grafik 3 : PERKEMBANGAN NILAI EKSPOR KOMODITI MIGAS SELAMA MARET 2007 SAMPAI DENGAN MARET 2008



Grafik 4 : PERKEMBANGAN NILAI EKSPOR KOMODITI NON MIGAS SELAMA MARET 2007 SAMPAI DENGAN MARET 2008



**Tabel A. RINGKASAN EKSPOR NON MIGAS INDONESIA
(JUTA US\$)**

Tahun dan Bulan	Hasil sektor pertanian	Hasil sektor industri	Hasil sektor tambang	Total
[1]	[2]	[3]	[4]	[6]
2006				
Pebruari	279,1	4 920,0	561,2	5 760,3
Maret	240,9	4 922,2	645,3	5 808,4
April	212,5	5 085,0	651,8	5 949,3
Mei	274,9	5 363,9	941,6	6 580,4
Juni	316,1	5 512,1	843,0	6 671,2
Juli	344,1	5 679,8	757,9	6 781,8
Agustus	338,3	5 773,3	947,2	7 058,8
September	290,6	5 881,5	1 070,8	7 242,8
Oktober	263,0	5 699,5	1 157,1	7 119,6
November	280,9	5 589,6	1 297,2	7 167,7
Desember	288,4	6 069,5	1 366,1	7 715,0
2007				
Januari	235,8	5 370,6	1 194,9	6 801,3
Pebruari	247,7	5 631,7	846,7	6 726,1
Maret	256,7	6 138,0	1 095,5	7 490,2
April	246,9	6 075,8	1 053,8	7 376,5
Mei	282,9	6 602,4	1 130,5	8 015,8
Juni	309,1	6 526,6	894,6	7 730,4
Juli	368,1	6 655,7	1 189,6	8 213,3
Agustus	336,4	6 516,0	887,9	7 740,3
September	344,9	6 202,8	889,8	7 437,5
Oktober	285,3	7 030,7	1 003,0	8 318,9
November	371,5	6 504,8	860,7	7 737,0
Desember	372,5	7 205,7	846,7	8 425,0
2008				
Januari	318,8	7 609,5	1 019,5	8 947,7
Pebruari	306,5	6 930,2	927,6	8 164,5
Maret	334,0	7 870,6	1 037,1	9 241,7

Dipandang dari negara tujuan ekspor (Tabel B), pada bulan Maret 2008 kelompok migas yang ditujukan ke kawasan Asia Timur dan Asia Selatan & Tenggara, sebesar masing-masing US\$ 2 054,8 juta dan US\$ 413,1 juta memperlihatkan peningkatan dibanding tahun 2007. Negara yang memperlihatkan peningkatan ekspor kelompok migas lainnya, adalah Jepang dengan persentase peningkatan sebesar 77,07 persen,

Muangthai dengan persentase peningkatan sebesar 9,06 persen dan Singapura dengan persentase peningkatan sebesar 195,90 persen, sedangkan China dan Philipina memperlihatkan penurunan dibanding tahun 2007, dengan persentase penurunan sebesar 1,03 persen dan 46,27 persen. Dari Tabel B juga terlihat bahwa ekspor komoditi migas pada bulan Maret 2008 menunjukkan peningkatan menjadi US\$ 2 767,2 juta.

Tabel B : Perkembangan Ekspor Migas & Non Migas Indonesia Menurut Negara Tujuan, Maret 2007 & Maret 2008 (Juta US\$)

Kawasan Negara Ekspor	Migas			Non Migas		
	Maret 2007	Maret 2008	Perubahan (%)	Maret 2007	Maret 2008	Perubahan (%)
• Asia Timur	1 301,9	2 054,8	57,82	2 283,2	2 757,5	20,77
- Jepang	689,9	1 221,6	77,07	1 154,5	1 037,7	-10,11
- China	264,5	261,8	-1,03	514,2	873,9	69,96
• Asia Selatan & Tenggara	125,7	413,1	228,71	2 056,6	2 866,9	39,40
- Muangthai	50,9	55,5	9,06	188,5	248,6	31,87
- Singapura	74,4	220,2	195,90	717,4	802,2	11,82
- Philipina	0,2	0,1	-46,27	114,2	117,7	3,04
- Malaysia	0,0	120,2	-	327,5	661,4	101,94
• Asia Barat	0,0	0,0	-	390,8	509,0	30,25
• Afrika	0,0	0,0	-	192,7	276,7	43,63
• Australia & Oseania	131,9	231,4	75,46	240,4	176,0	-26,80
• Amerika Utara	15,1	31,3	106,60	999,6	1 020,9	2,13
- Amerika Serikat	15,1	31,3	106,60	954,9	972,7	1,87
• Amerika Tengah & Selatan	0,0	0,0	-	166,9	173,1	3,68
• Eropa Barat	0,0	36,5	-	1 069,1	1 303,3	21,91
• Eropa Timur	0,0	0,1	-	90,9	158,4	74,15
Total Ekspor	1 574,7	2 767,2	75,73	7 490,2	9 241,7	23,38

Pada kelompok non migas nilai ekspor mengalami peningkatan hingga mencapai US\$ 9 241,3 juta, kecuali negara Jepang yang mengalami penurunan nilai ekspor sebesar 10,11 persen.

Pada tabel 1 disajikan ekspor menurut sektor. Disini terlihat bahwa perolehan devisa terbesar pada periode Januari - Maret 2008 berasal dari sektor industri dengan nilai US\$ 22 410,3 juta atau sekitar 66,41 persen dari total ekspor, sedangkan pada periode Januari - Maret 2007 juga berasal dari sektor industri dengan nilai US\$ 17 140,3 juta atau sekitar 67,00 persen dari total ekspor. Dibandingkan periode yang sama tahun sebelumnya, sektor industri mengalami peningkatan 30,75 persen.

Pada tabel 2 disajikan perkembangan ekspor komoditi hasil pertanian, selama periode Januari - Maret 2008, komoditi andalan sektor pertanian antara lain udang segar/beku dengan nilai US\$ 226,5 juta (23,61 persen); kopi dengan nilai US\$ 185,4 juta (19,33 persen); biji coklat dengan nilai US\$ 145,1 juta (15,13 persen); ikan dan lain-lain dengan nilai US\$ 145,0 juta (15,11 persen); rempah-rempah dengan nilai US\$ 97,0 juta (10,11 persen); buah-buahan dengan nilai US\$ 32,1 juta (3,35 persen); hasil pertanian lainnya dengan nilai US\$ 31,3 juta (3,26 persen); teh dengan nilai US\$

30,1 juta (3,14 persen); tembakau dengan nilai US\$ 17,2 juta (1,79 persen); bahan nabati lainnya dengan nilai US\$ 15,0 juta (1,57 persen).

Pada tabel 3 disajikan perkembangan ekspor komoditi hasil industri, selama periode Januari - Maret 2008, komoditi andalan sektor industri antara lain minyak nabati dengan nilai US\$ 4 269,5 juta (19,05 persen); barang dari logam tidak mulia dengan nilai US\$ 2 835,4 juta (12,65 persen); tekstil dengan nilai US\$ 2 530,4 juta (11,29 persen); alat listrik, ukur, fotografi, dll dengan nilai US\$ 1 935,7 juta (8,64 persen); karet alam olahan dengan nilai US\$ 1 849,2 juta (8,25 persen); kertas dan barang dari kertas dengan nilai US\$ 952,2 juta (4,25 persen); bahan kimia dengan nilai US\$ 825,2 juta (3,68 persen); kayu olahan dengan nilai US\$ 725,5 juta (3,24 persen); makanan olahan dengan nilai US\$ 607,5 juta (2,71 persen); meubel dan bagian-bagiannya dengan nilai US\$ 551,5 juta (2,46 persen).

Pada tabel 4 disajikan perkembangan ekspor komoditi hasil pertambangan, selama periode Januari - Maret 2008, komoditi andalan sektor pertambangan antara lain batu bara dengan nilai US\$ 1 903,7 juta (63,79 persen) dan biji tembaga dengan nilai US\$ 753,4 juta (25,25 persen). Ekspor batu

bara mengalami peningkatan 22,05 persen dibanding periode yang sama tahun sebelumnya, sedangkan biji tembaga mengalami penurunan 44,83 persen dibanding periode yang sama tahun sebelumnya.

Perkembangan ekspor Indonesia menurut komoditi dan negara tujuan yang disajikan pada Tabel 5, memperlihatkan bahwa ekspor selama ini lebih banyak bertumpu pada 15 komoditi utama, (ringkasan disajikan pada Tabel C yang diurut menurut nilai ekspor). Lima belas komoditi tersebut pada periode Januari - Maret 2008 menyumbang sekitar 64,14 persen dari ekspor non migas.

Minyak kelapa sawit mempunyai nilai US\$ 3 577,4 juta, naik US\$ 2 256,2 juta dari tahun lalu, komoditi ini menyumbang sekitar 13,57 persen ekspor non migas nasional pada periode Januari - Maret 2008.

Nilai ekspor batu bara selama periode Januari - Maret 2008 naik US\$ 343,9 juta menjadi US\$ 1 903,7 juta.

Pada periode Januari - Maret 2008 nilai ekspor pakaian jadi US\$ 1 457,1 juta, yang naik dibanding tahun lalu sebesar US\$ 36,6 juta atau naik sekitar 2,58 persen.

Komoditi Crumb rubber diekspor dengan nilai US\$ 1 347,6 juta atau 5,11 persen, industri lainnya diekspor dengan

nilai US\$ 1 281,9 juta atau sekitar 4,86 persen dari perolehan devisa non migas.

Selama periode Januari - Maret 2008, alat listrik nilai ekspornya mencapai US\$ 1 215,0 juta, sedangkan tahun sebelumnya senilai US\$ 1 152,1 juta, atau terjadi peningkatan sekitar US\$ 62,9 juta (5,46 persen). kertas dan barang dari kertas nilai ekspornya naik US\$ 212,0 juta (28,65 persen) menjadi US\$ 952,2 juta.

Perolehan devisa dari besi/baja pada periode Januari - Maret 2008 diekspor dengan nilai US\$ 802,7 juta atau sekitar 3,05 persen dari kelompok non migas. Biji tembaga pada periode Januari - Maret 2008 diekspor dengan nilai US\$ 753,4 juta, sedangkan tahun sebelumnya US\$ 1 365,8 juta.

Textil lainnya nilai ekspornya naik US\$ 32,6 juta menjadi US\$ 704,6 juta. Sedangkan nilai ekspor timah dalam periode Januari - Maret 2008 naik 441,00 persen menjadi US\$ 642,9 juta. Audio visual nilai ekspornya turun US\$ 127,6 juta menjadi US\$ 587,6 juta, Tembaga nilai ekspornya naik US\$ 119,1 juta menjadi US\$ 582,8 juta. Bahan kimia organik nilai ekspornya turun US\$ 35,1 juta menjadi US\$ 559,5 juta. Nikel nilai ekspornya naik US\$ 177,9 juta menjadi US\$ 534,0 juta.

**Tabel C : Ekspor Utama Barang Bukan Migas
Periode Januari - Maret, 2007 dan 2008**

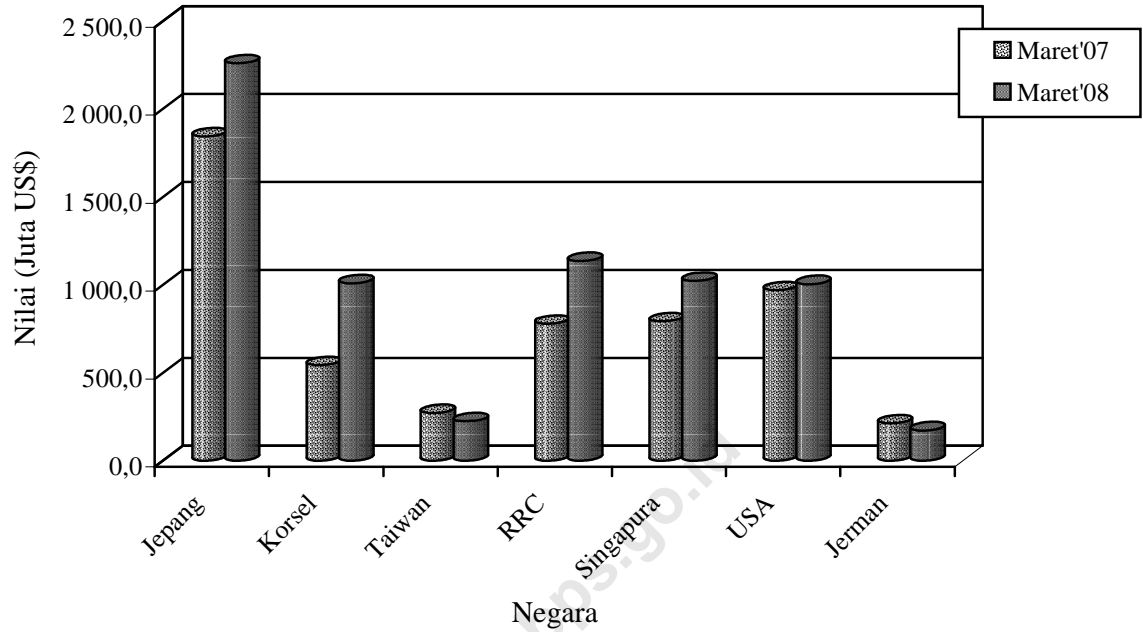
HS	Nilai FOB (Juta US\$)		Perubahan		% Peran 2008 (Terhadap Non Migas)
	2007	2008	Absolut	Persen	
Minyak kelapa sawit	1 321,2	3 577,4	2 256,2	170,77	13,57
Batu bara	1 559,8	1 903,7	343,9	22,05	7,22
Pakaian jadi	1 420,4	1 457,1	36,6	2,58	5,53
Crumb rubber	865,4	1 347,6	482,2	55,73	5,11
Industri lainnya	1 042,3	1 281,9	239,6	22,99	4,86
Alat listrik	1 152,1	1 215,0	62,9	5,46	4,61
Kertas dan barang dari kertas	740,1	952,2	212,0	28,65	3,61
Besi/baja	533,4	802,7	269,3	50,50	3,05
Biji tembaga	1 365,8	753,4	-612,3	-44,83	2,86
Textil lainnya	672,0	704,6	32,6	4,85	2,67
Timah	201,9	642,9	441,0	218,45	2,44
Audio visual	715,2	587,6	-127,6	-17,85	2,23
Tembaga	463,7	582,8	119,1	25,68	2,21
Bahan kimia organik	594,6	559,5	-35,1	-5,91	2,12
Nikel	356,1	534,0	177,9	49,97	2,03
Total Komoditi Utama	13 003,9	16 902,4	3 898,5	29,98	64,14

Nilai ekspor periode Januari - Maret 2008, menurut negara kelompok ekonomi, ke kelompok negara APEC adalah yang terbesar yaitu mencapai 73,56 persen dari total ekspor yaitu US\$ 24 822,8 juta, diantaranya US\$ 6 686,9 juta ke ASEAN dan US\$ 3 286,3 juta ke NAFTA. Sementara nilai ekspor ke Uni Eropa sebesar 10,60 persen (US\$ 3 577,7 juta) dan ke Timur Tengah sebesar 3,96 persen (US\$ 1 336,4 juta). Ditinjau dari perkembangannya, nilai ekspor ke negara-negara APEC naik 31,72 persen dibanding keadaan tahun 2007 yang terdiri dari peningkatan ekspor menuju Jepang sebesar 31,72 persen, menuju ASEAN sebesar 39,38 persen, menuju NAFTA sebesar 12,61 persen dan ke Korea Selatan naik sebesar 58,69 persen

Nilai ekspor periode Januari - Maret 2008, menuju tujuh negara tujuan utama yaitu Jepang, Korea Selatan, Taiwan, RR China, Singapura, Amerika dan Jerman mencapai sebesar US\$ 20 097,6 juta atau sekitar 59,56 persen dari total ekspor. Dibandingkan periode tahun sebelumnya nilai ini naik US\$ 4 773,4 juta atau sekitar 31,15 persen.

Selain tujuh negara tujuan utama di atas, negara tujuan yang membeli produk nasional di atas US\$ 100 juta pada bulan Maret 2008 antara lain Hongkong, Malaysia dan Australia masing-masing dengan nilai US\$ 184,4 juta, US\$ 781,6 juta dan US\$ 368,1 juta. Sedangkan dari kawasan Eropa antara lain ke Belanda dan Inggris masing-masing dengan nilai US\$ 356,1 juta dan US\$ 116,7 juta.

Grafik 5: EKSPOR INDONESIA MENURUT NEGARA TUJUAN UTAMA BULAN MARET 2007 & 2008



Perbandingan nilai ekspor bulan Maret 2007 dan 2008 ke beberapa negara tertentu disajikan pada Grafik 5.

TABEL 1. RINGKASAN PERKEMBANGAN EKSPOR INDONESIA

JENIS BARANG	BERAT BERSIH (RIBU TON)		PERUB	NILAI FOB (JUTA US \$)		PERUB
	JAN-MAR 2007	JAN-MAR 2008	%	JAN-MAR 2007	JAN-MAR 2008	%
	(1)	(2)	(3)	(4)	(5)	(6)
Total Ekspor	81.332,0	88.791,7	9,17	25.581,9	33.746,0	31,91
MIGAS	11.581,1	11.920,4	2,93	4.564,3	7.392,1	61,96
MINYAK MENTAH	4.773,4	4.748,4	-0,52	1.923,6	3.242,0	68,54
HASIL MINYAK	1.621,8	1.634,8	0,80	610,1	801,4	31,35
GAS ALAM	5.185,9	5.537,2	6,77	2.030,5	3.348,7	64,92
NON MIGAS	69.750,9	76.871,3	10,21	21.017,6	26.353,9	25,39
HASIL PERTANIAN	472,6	516,6	9,31	740,2	959,3	29,60
HASIL INDUSTRI	14.903,5	16.703,1	12,08	17.140,3	22.410,3	30,75
HASIL TAMBANG	54.373,9	59.651,0	9,71	3.135,0	2.982,0	-4,88
LAINNYA	0,9	0,7	-24,16	2,1	2,2	6,92

TABEL 2. PERKEMBANGAN EKSPOR KOMODITI HASIL PERTANIAN

JENIS BARANG	BERAT BERSIH (TON)		PERUB	NILAI FOB (RIBU US \$)		PERUB
	JAN-MAR 2007	JAN-MAR 2008	%	JAN-MAR 2007	JAN-MAR 2008	%
	(1)	(2)	(3)	(4)	(5)	(6)
TOTAL PERTANIAN	472.574	516.551	9,31	740.242	959.326	29,6
KARET ALAM	2.960	3.508	18,49	3.568	5.691	59,51
KOPI	47.775	86.327	80,70	97.055	185.416	91,04
KAYU BULAT	40	0	-100,00	23	0	-100,00
UDANG SEGAR/BEKU	31.663	33.632	6,22	212.408	226.484	6,63
TEH	9.308	21.716	133,31	12.612	30.132	138,91
REMPAH-REMPAH	20.350	37.984	519,50	40.826	96.974	137,53
-LADA HITAM	2.356	14.596	519,50	5.760	40.296	599,64
-LADA PUTIH	3.048	5.930	94,56	11.326	28.764	153,98
-KAYU MANIS DAN BUNGANYA	7.172	8.616	20,13	5.190	6.803	31,09
-BIJI PALA & BUNGANYA DAN KAPULAGA	4.694	4.573	-2,56	13.373	15.209	13,73
-PANILI	21	38	80,59	300	493	64,43
-LAINNYA	3.059	4.230	38,30	4.879	5.408	10,85
TEMPAKAU	7.044	6.344	-9,94	15.606	17.215	10,31
BIJI COKLAT	83.405	73.555	-11,81	110.436	145.120	31,41
IKAN DAN LAIN-LAIN	84.044	74.885	17,87	135.825	144.967	6,73
-IKAN TONGKOL/TUNA	12.237	14.424	17,87	28.786	34.393	19,48
-UBUR-UBUR	1.428	2.944	106,10	2.554	4.810	88,33
-KEPITING KERANG-KERANGAN	16.065	13.897	-13,50	42.626	39.191	-8,06
-BEKICOT	483	743	53,80	752	1.718	128,63
-IKAN LAINNYA	53.831	42.878	-20,35	61.107	64.854	6,13
BIJI-BIJIAN	20.354	11.828	-0,18	8.535	5.484	-35,74
-BIJI BUNGA	13	13	-0,18	394	702	78,33
-BIJI KAPAS	8.341	512	-93,87	2.149	139	-93,52
-BIJI LAINNYA	11.999	11.303	-5,80	5.992	4.643	-22,51
BULU BEBEK	89	11	-87,64	70	10	-86,17
DAMAR DAN GETAH DAMAR	11.260	8.292	-26,36	8.393	6.076	-27,60
KOPAL DAN LAIN-LAIN	8.144	7.515	-7,73	5.976	5.924	-0,86
SAYUR-SAYURAN	14.038	19.231	36,99	6.240	8.241	32,05
BUAH-BUAHAN	53.968	56.666	5,00	30.775	32.114	4,35
KULIT KERANG DAN LAIN-LAIN	1.898	1.773	-6,61	694	681	-1,79
TANAMAN OBAT	3.092	2.134	-30,99	2.364	2.479	4,87

TABEL 2. PERKEMBANGAN EKSOR KOMODITI HASIL PERTANIAN

JENIS BARANG	BERAT BERSIH (TON)		PERUB	NILAI FOB (RIBU US \$)		PERUB
	JAN-MAR 2007	JAN-MAR 2008	%	JAN-MAR 2007	JAN-MAR 2008	%
(1)	(2)	(3)	(4)	(5)	(6)	(7)
BAHAN NABATI LAINNYA	21.828	24.190	-2,53	12.438	15.023	20,78
-GANGGANG LAUT	20.695	20.173	-2,53	11.272	14.469	28,36
-LAINNYA	1.133	4.018	254,61	1.166	554	-52,51
HASIL PERTANIAN LAINNYA	51.312	46.962	-19,73	36.399	31.297	-14,02
-MUTIARA	0	0	-19,73	2.575	2.923	13,53
-LAINNYA	51.312	46.961	-8,48	33.825	28.374	-16,12

TABEL 3. PERKEMBANGAN EKSPOR KOMODITI HASIL INDUSTRI

JENIS BARANG	BERAT BERSIH (TON)		PERUB	NILAI FOB (RIBU US \$)		PERUB
	JAN-MAR 2007	JAN-MAR 2008	%	JAN-MAR 2007	JAN-MAR 2008	%
(1)	(2)	(3)	(4)	(5)	(6)	(7)
TOTAL INDUSTRI	14.903.509	16.703.121	12,08	17.140.250	22.410.335	30,75
KAYU OLAHAN	968.429	753.976	-22,14	830.348	725.470	-12,63
-KAYU LAPIS	402.255	449.385	11,72	364.939	381.080	4,42
-KAYU GERGAJIAN	94.308	14.428	-84,70	94.555	15.417	-83,69
-KAYU OLAHAN LAIN	471.866	290.163	-38,51	370.853	328.972	-11,29
BARANG DARI LOGAM TIDAK MULIA	704.090	912.190	29,56	1.830.828	2.835.442	54,87
-TIMAH	17.021	41.204	142,07	201.881	642.881	218,45
-ALUMINIUM	76.339	70.539	-7,60	229.943	212.900	-7,41
-NIKEL	18.356	35.767	94,85	356.101	534.036	49,97
-BESI/BAJA	500.471	540.338	7,97	533.357	802.704	50,50
-TEMBAGA	75.177	71.333	-5,11	463.699	582.788	25,68
-SENG	1.248	1.118	-10,40	2.490	1.856	-25,48
-LOGAM TIDAK MULIA LAIN	15.479	151.891	881,30	43.358	58.277	34,41
TEKSTIL	465.039	450.630	-3,10	2.432.811	2.530.418	4,01
-PAKAIAN JADI	95.900	98.649	2,87	1.420.435	1.457.076	2,58
-KAIN TENUN	68.841	69.914	1,56	340.358	368.728	8,34
-TEKSTIL LAINNYA	300.297	282.066	-6,07	672.018	704.613	4,85
KARET ALAM OLAHAN	682.005	725.520	6,38	1.330.828	1.849.193	38,95
-BARANG DARI KARET	113.006	113.251	0,22	315.269	353.505	12,13
-SHEET	78.154	52.654	-32,63	142.435	130.186	-8,60
-CRUMB RUBBER	486.184	552.162	13,57	865.369	1.347.611	55,73
-CREPE	4.662	7.453	59,88	7.755	17.891	130,72
MAKANAN TERNAK	619.085	806.263	30,23	57.175	111.486	94,99
-BUNGKIL KELAPA	45.384	53.127	17,06	5.180	6.605	27,51
-DEDAK/BEKATUL	81.527	94.201	15,55	13.316	14.055	5,55
-LAINNYA	492.174	658.934	33,88	38.679	90.826	134,82
MINYAK ATSIRI DAN LAINNYA	14.315	16.635	16,21	62.779	92.872	47,93
-MINYAK ATSIRI LAINNYA	1.118	964	-13,77	19.050	38.286	100,98
-WANGI-WANGIAN DARI MINYAK ATSIRI	13197	15670	18,75	43.729	54.585	24,83
ROTAN OLAHAN	6.091	7.804	28,11	6.136	7.234	17,89
MINYAK NABATI	3.053.552	4.437.955	45,34	1.601.488	4.269.496	166,60
-MINYAK KELAPA SAWIT	2.570.350	3.795.576	47,67	1.321.184	3.577.424	170,77
-MINYAK BIJI KELAPA SAWIT	293.556	372.114	26,76	162.825	408.794	151,06
-MINYAK NABATI LAIN	189.646	270.266	42,51	117.479	283.279	141,13
ASAM BERLEMAK	145.078	197.136	35,88	79.125	174.425	120,44
-STEARIN	34.468	31.804	-7,73	22.211	32.992	48,54
-ASAM BERLEMAK LAIN	110.610	165.332	49,47	56.914	141.433	148,50

TABEL 3. PERKEMBANGAN EKSPOR KOMODITI HASIL INDUSTRI

JENIS BARANG	BERAT BERSIH (TON)		PERUB	NILAI FOB (RIBU US \$)		PERUB
	JAN-MAR 2007	JAN-MAR 2008	%	JAN-MAR 2007	JAN-MAR 2008	%
	(1)	(2)	(3)	(4)	(5)	(6)
ALAT LISTRIK UKUR FOGRAFI DLL	158.123	161.247	1,98	1.969.028	1.935.660	-1,69
-ALAT LISTRIK	127.195	134.181	5,49	1.152.072	1.214.984	5,46
-DIODE TRANSISTOR	270	195	-27,63	30.499	37.649	23,44
-AUDIO VISUAL	28.288	23.720	-16,15	715.206	587.566	-17,85
-FOTOGRAFI DAN OPTIK	747	880	17,71	47.101	54.581	15,88
-ALAT UKUR	262	264	0,73	2.126	4.490	111,19
-LONCENG ARLOJI DAN BAGIANNYA	1.361	2.006	47,39	22.024	36.391	65,23
MAKANAN OLAHAN	376.827	434.532	15,31	527.010	607.485	15,27
-COKLAT OLAHAN	35.243	36.622	3,91	72.371	89.654	23,88
-GULA TETES	56.869	136.808	140,57	4.406	7.926	79,90
-KERUPUK UDANG	1.722	1.944	12,86	2.991	3.237	8,20
-BUAH/SAYURAN OLAHAN	109.294	96.209	-11,97	67.022	74.603	11,31
-MINUMAN OLAHAN	18.720	20.189	7,85	10.385	15.089	45,30
-ROKOK DAN TEMBAKAU OLAHAN	20.359	19.312	-5,14	101.998	93.861	-7,98
-DAGING TERNAK	762	957	25,50	2.670	3.839	43,79
-DAGING UNGGAS	0	26	92.757,14	16	30	82,32
-IKAN OLAHAN	36.946	41.820	13,19	127.639	162.665	27,44
-BERAS GILING	74	90	20,85	41	80	96,90
-KOPI OLAHAN	18	40	122,48	32	123	286,97
-TEH OLAHAN	10.212	3.002	-70,60	18.097	7.073	-60,92
-GULA PASIR	55	140	155,50	73	207	181,84
-GULA LAINNYA	1.902	2.333	22,67	964	1.553	61,14
-MAKANAN OLAHAN LAINNYA	84.651	75.039	-11,35	118.304	147.546	24,72
SEMEN	1.798.132	1.184.601	-34,12	54.381	40.056	-26,34
BARANG ANYAMAN	10.381	6.495	-37,43	23.302	16.824	-27,80
-DARI ROTAN	5.379	2.408	-55,24	11.944	5.688	-52,38
-DARI BAHAN LAINNYA	5.002	4.088	-18,27	11.358	11.136	-1,95
MEUBEL DAN BAGIAN-BAGIANNYA	242.254	228.155	-5,82	542.530	551.462	1,65
-DARI ROTAN	30.770	38.766	25,99	88.452	88.369	-0,09
-DARI BAHAN LAINNYA	211.484	189.389	-10,45	454.078	463.093	1,99
BAHAN KIMIA	1.533.146	2.202.020	43,63	879.922	825.213	-6,22
-AN ORGANIK	444.009	1.473.089	231,77	121.737	217.253	78,46
-ORGANIK	704.394	667.842	-5,19	594.627	559.502	-5,91
-LAINNYA	384.743	61.088	-84,12	163.557	48.458	-70,37
PUPUK	12.188	44.531	265,35	1.794	13.286	640,74
PRODUK PHARMASI	2.535	2.433	-4,03	34.027	39.407	15,81
KULIT DAN BARANG DARI KULIT	2.927	3.006	2,70	50.359	58.644	16,45
KACA DAN BARANG DARI KACA	186.350	209.894	12,63	110.703	112.595	1,71
KERTAS DAN BARANG DARI KERTAS	948.786	1.064.558	12,20	740.140	952.174	28,65
INDUSTRI LAINNYA	2.974.177	2.853.541	-4,06	3.975.537	4.661.493	17,25
-GLISEROL DAN LARUTAN ALKALI	4.674	8.456	80,91	923	4.142	348,76
-MARGARIN DAN LEMAK LAINNYA	85.334	126.933	48,75	48.850	126.859	159,69
-SABUN MANDI DAN CUCI	120.181	129.233	7,53	92.208	128.846	39,73
-BAHAN CELUP ORGANIK SINTETIK	8.703	8.150	-6,35	31.607	34.588	9,43
-PREPARAT PEMBASMI KUMAN DLL	77.584	13.724	-82,31	37.115	37.783	1,80
-DAMAR TIRUAN BAHAN PLASTIK	271.812	311.240	14,51	426.425	519.661	21,86
-BAHAN KERTAS	685.850	633.569	-7,62	270.857	324.303	19,73
-ALAS KAKI (KULIT KARET DAN KANVAS)	28.516	31.325	9,85	396.434	430.851	8,68
-PRODUK KERAMIK	124.659	114.064	-8,50	66.622	74.161	11,32
-EMAS BATANGAN	9	9	0,92	191.644	280.736	46,49
-PESAWAT UDARA DAN BAGIANNYA	739	747	0,99	38.003	19.603	-48,42
-KAPAL LAUT DAN SEJENISNYA	62.344	87.116	39,74	226.748	145.047	-36,03
-PERLENGKAPAN OLAHRAGA DAN MAINAN	6.085	6.183	1,62	46.288	58.137	25,60

TABEL 3. PERKEMBANGAN EKSPOR KOMODITI HASIL INDUSTRI

JENIS BARANG	BERAT BERSIH (TON)		PERUB	NILAI FOB (RIBU US \$)		PERUB
	JAN-MAR 2007	JAN-MAR 2008	%	JAN-MAR 2007	JAN-MAR 2008	%
(1)	(2)	(3)	(4)	(5)	(6)	(7)
-PENA DAN PENSIL	2.610	2.136	-18,14	16.938	15.598	-7,91
-BATU SEMI PERMATA	26	22	-17,73	482	64	-86,61
-KOPER TAS DOMPET PLASTIK/TEKSTIL	1.998	1.833	-8,29	12.340	13.327	7,99
-BARANG DARI LOGAM MULIA	87	72	-16,77	32.515	39.420	21,24
-PETI KEMAS	11.423	5.802	-49,20	12.025	7.071	-41,20
-KOMPUTER DAN BAGIANNYA	12.298	8.221	-33,15	307.707	185.192	-39,82
-KENDARAAN BERMOTOR RODA 2 DAN 3	902	1.867	106,99	7.003	15.382	119,66
-KENDARAAN BERMOTOR RODA 4 DAN LEE	29.129	49.309	69,28	172.587	350.791	103,25
-SUKU CADANG MESIN	26.989	32.956	22,11	223.058	243.425	9,13
-SUKU CADANG KENDARAAN	37.779	45.578	20,64	270.320	317.707	17,53
-UBI KAYU OLAHAN	41.399	40.987	-1,00	4.565	6.924	51,66
-INDUSTRI LAINNYA	1.333.046	1.194.007	-10,43	1.042.273	1.281.877	22,99

TABEL 4. PERKEMBANGAN EKSPOR KOMODITI HASIL PERTAMBANGAN

JENIS BARANG	BERAT BERSIH (TON)		PERUB	NILAI FOB (RIBU US \$)		PERUB
	JAN-MAR 2007	JAN-MAR 2008	%	JAN-MAR 2007	JAN-MAR 2008	%
(1)	(2)	(3)	(4)	(5)	(6)	(7)
TOTAL PERTAMBANGAN	54.373.901	59.650.955	9,71	3.134.972	2.981.982	-4,88
BIJI TEMBAGA	575.640	359.838	-37,49	1.365.753	753.437	-44,83
BIJI NIKEL	2.293.637	4.510.927	96,67	141.012	210.486	49,27
BAUKSIT	1.513.980	2.946.052	94,59	13.348	26.058	95,22
BIJI TIMAH/TIN	193	2	-98,96	28	1	-97,90
BATU BARA	46.999.441	47.752.489	1,60	1.559.804	1.903.704	22,05
GRANIT	998.563	1.183.149	18,49	4.152	11.082	166,90
PASIR ALAM	400.673	14	-100,00	4.651	54	-98,83
HASIL TAMBANG LAIN	1.591.774	2.898.485	82,09	46.224	77.159	66,92

TABEL 5. PERKEMBANGAN EKSPOR INDONESIA MENURUT KOMODITI DAN NEGARA TUJUAN

JENIS BARANG	BERAT BERSIH (KG)		PERUB	NILAI FOB (US \$)		PERUB
	JAN-MAR 2007	JAN-MAR 2008	%	JAN-MAR 2007	JAN-MAR 2008	%
(1)	(2)	(3)	(4)	(5)	(6)	(7)
MINYAK MENTAH	4.773.383.008	4.748.387.001	-0,52	1.923.649.279	3.242.046.646	68,54
JAPAN	1.465.331.005	1.757.148.000	19,91	599.955.833	1.199.782.021	99,98
KOREA, REPUBLIC OF	846.832.000	1.017.748.000	20,18	300.899.012	637.695.947	111,93
TAIWAN	140.655.002	33.706.000	-76,04	57.268.089	23.655.000	-58,69
CHINA	728.007.000	464.452.000	-36,20	300.438.664	316.841.217	5,46
THAILAND	270.187.000	65.365.000	-75,81	115.706.635	50.059.685	-56,74
SINGAPORE	171.356.001	448.704.001	161,85	71.336.527	315.105.628	341,72
MALAYSIA	159.664.000	175.780.000	10,09	59.256.953	119.052.363	100,91
AUSTRALIA	851.733.000	624.068.000	-26,73	367.614.348	466.965.437	27,03
NEW ZEALAND	18.875.000	40.542.000	114,79	8.870.400	29.307.949	230,40
UNITED STATES	120.733.000	74.168.000	-38,57	42.302.798	47.148.302	11,45
CANADA	10.000	0	-100,00	20	0	-100,00
ITALY	0	46.706.000	--	0	36.433.097	--
HASIL MINYAK	1.621.819.339	1.634.824.854	0,80	610.126.522	801.419.275	31,35
JAPAN	563.733.902	722.388.322	28,14	189.877.734	324.631.419	70,97
HONG KONG	1	0	-100,00	1	0	-100,00
KOREA, REPUBLIC OF	224.984.156	199.543.820	-11,31	88.617.916	92.814.995	4,74
TAIWAN	83.823.195	39.632.997	-52,72	36.730.082	17.441.526	-52,51
CHINA	313.796.827	115.203.236	-63,29	113.233.933	48.230.232	-57,41
PAPUA NEW GUINEA	28.866	0	-100,00	36.480	0	-100,00
THAILAND	24.371.532	19.758.929	-18,93	15.921.832	16.672.668	4,72
SINGAPORE	369.038.141	443.026.220	20,05	156.000.463	262.935.480	68,55
PHILIPPINES	468.156	334.741	-28,50	456.735	355.999	-22,06
MALAYSIA	15.670.948	36.076.845	130,21	6.078.771	17.281.355	184,29
MYANMAR (FORM. BURMA)	17.434	0	-100,00	21.764	0	-100,00
VIET NAM	46.580	53.301	14,43	53.155	73.160	37,64
MALDIVES	1.108	3.842	246,75	277	4.981	1.698,19
INDIA	24.281.586	57.367.566	136,26	2.279.683	19.563.318	758,16
PAKISTAN	4.080	311.720	7.540,20	5.508	452.928	8.123,09
BANGLADESH	64.680	0	-100,00	44.510	0	-100,00
IRAN (ISLAMIC REPUBLIC OF)	0	179.950	--	0	63.000	--
SOUTH AFRICA	3	0	-100,00	10	0	-100,00
AUSTRALIA	6	58.660	977.566,67	6	64.914	1.081.800,00
NEW ZEALAND	52.619	82.351	56,50	67.240	107.693	60,16
EAST TIMOR	1.143.421	524.300	-54,15	445.402	377.560	-15,23
UNITED STATES	96.010	0	-100,00	23.642	0	-100,00
NETHERLANDS	0	250	--	0	16	--
GERMANY, FED. REP. OF	8	0	-100,00	5	0	-100,00
FINLAND	4.760	134.635	2.728,47	5.250	162.933	3.003,49
UKRAINE	16.660	0	-100,00	20.575	0	-100,00
RUSSIA FEDERATION	174.660	143.169	-18,03	205.548	185.098	-9,95
GAS ALAM	5.185.894.583	5.537.196.755	6,77	2.030.512.242	3.348.652.130	64,92
JAPAN	3.400.511.052	3.536.221.626	3,99	1.204.220.751	1.841.471.857	52,92
KOREA, REPUBLIC OF	1.027.559.468	1.165.521.967	13,43	478.321.925	877.360.186	83,42
CHINA	749.450.408	815.548.663	8,82	342.743.434	609.975.716	77,97
THAILAND	8.373.655	19.900.000	137,65	5.226.132	19.839.820	279,63
SINGAPORE	0	399	--	0	80	--
MALAYSIA	0	4.100	--	0	4.471	--
KARET ALAM	2.960.047	3.507.505	18,49	3.567.969	5.691.293	59,51
JAPAN	32.001	49.731	55,40	150.409	203.773	35,48
HONG KONG	60.019	715.880	1.092,76	81.628	1.107.527	1.256,80
KOREA, REPUBLIC OF	47.980	360.360	651,06	26.097	857.011	3.183,94
CHINA	880.050	1.706.238	93,88	1.113.369	2.719.393	144,25
SINGAPORE	245.546	280.243	14,13	122.421	146.730	19,86
MALAYSIA	0	25.000	--	0	33.726	--
TURKEY	253.850	369.990	45,75	319.035	612.333	91,93
UNITED STATES	1.200.000	0	-100,00	1.359.376	0	-100,00
BRAZIL	100.216	0	-100,00	121.540	0	-100,00
MARTINIQUE	92	0	-100,00	157	0	-100,00
NETHERLANDS	58.233	0	-100,00	150.847	0	-100,00
GERMANY, FED. REP. OF	82.060	0	-100,00	123.090	0	-100,00
DENMARK	0	63	--	0	10.800	--
KOPI	47.775.241	86.327.492	80,70	97.055.072	185.415.839	91,04
JAPAN	9.599.097	13.782.166	43,58	18.478.161	30.626.385	65,74
HONG KONG	272.397	184.963	-32,10	558.474	460.328	-17,57
KOREA, REPUBLIC OF	4	73.839	1.845.875,00	10	188.935	1.889.250,00
TAIWAN	872.970	761.393	-12,78	2.090.631	2.049.914	-1,95
CHINA	122.558	110.400	-9,92	199.055	197.363	-0,85
PAPUA NEW GUINEA	0	1.124	--	0	1.541	--
SINGAPORE	4.025.644	1.039.155	-74,19	9.535.892	1.742.960	-81,72
PHILIPPINES	18.000	1.001.700	5.465,00	42.275	2.282.803	5.299,89
MALAYSIA	2.609.090	2.636.998	1,07	3.657.503	4.706.038	28,67
INDIA	348.000	3.698.640	962,83	440.220	6.199.401	1.308,25
IRAN (ISLAMIC REPUBLIC OF)	415.800	0	-100,00	732.369	0	-100,00

TABEL 5. PERKEMBANGAN EKSPOR INDONESIA MENURUT KOMODITI DAN NEGARA TUJUAN

JENIS BARANG	BERAT BERSIH (KG)		PERUB	NILAI FOB (US \$)		PERUB
	JAN-MAR 2007	JAN-MAR 2008	%	JAN-MAR 2007	JAN-MAR 2008	%
(1)	(2)	(3)	(4)	(5)	(6)	(7)
SAUDI ARABIA	0	21.000	--	0	56.700	--
ISRAEL	0	17.760	--	0	36.497	--
UNITED ARAB EMIRATES	197.100	203.100	3,04	335.468	414.885	23,67
EGYPT	854.520	2.299.200	169,06	1.462.502	4.503.975	207,96
MOROCCO	577.200	1.393.200	141,37	798.080	2.529.014	216,89
ALGERIA	382.200	2.037.600	433,12	533.564	3.922.412	635,13
BURKINA FASO	0	17.999	--	0	54.600	--
SOUTH AFRICA	738.000	2.786.296	277,55	944.564	6.013.294	536,62
AUSTRALIA	379.200	2.314.200	510,28	839.952	4.537.528	440,21
NEW ZEALAND	111.180	109.592	-1,43	320.043	372.642	16,43
AMERICAN SAMOA	13.451	0	-100,00	4.917	0	-100,00
FIJI	157	0	-100,00	664	0	-100,00
SOLOMON ISLANDS	0	686	--	0	1.614	--
UNITED STATES	8.338.255	16.057.571	92,58	25.523.932	44.186.407	73,12
CANADA	497.400	753.000	51,39	1.336.529	2.591.711	93,91
MEXICO	87.000	1.813.500	1.984,48	243.898	3.920.879	1.507,59
ECUADOR	307.200	657.600	114,06	476.160	1.116.716	134,53
UNITED KINGDOM	754.438	1.660.500	120,10	1.573.833	2.969.476	88,68
NETHERLANDS	117.180	138.500	18,19	308.678	452.073	46,45
FRANCE	126.000	119.400	-5,24	131.040	204.675	56,19
GERMANY, FED. REP. OF	5.737.153	18.184.961	216,97	10.150.068	34.571.626	240,60
AUSTRIA	0	252	--	0	793	--
BELGIUM	1.149.300	1.803.897	56,96	1.991.393	4.125.247	107,15
SWITZERLAND	251.100	238.800	-4,90	396.150	500.458	26,33
DENMARK	246.300	129.000	-47,62	516.603	285.643	-44,71
NORWAY	36.000	36.000	0,00	102.208	118.290	15,73
SWEDEN	205.807	203.100	-1,32	399.413	578.861	44,93
IRELAND	216.000	54.000	-75,00	536.775	181.350	-66,21
ITALY	2.032.600	4.724.700	132,45	3.344.883	8.887.959	165,72
SPAIN	161.400	192.600	19,33	253.206	394.410	55,77
PORTUGAL	519.600	92.400	-82,22	869.986	185.392	-78,69
GREECE	218.400	336.000	53,85	419.773	671.804	60,04
POLAND	951.740	424.800	-55,37	1.184.360	733.124	-38,10
ROMANIA	1.196.400	613.200	-48,75	1.504.372	1.154.543	-23,25
BULGARIA	784.200	878.400	12,01	1.088.739	1.693.266	55,53
ARMENIA	285.000	119.700	-58,00	496.575	319.148	-35,73
UKRAINE	0	18.000	--	0	33.003	--
LATVIA	0	162.000	--	0	270.648	--
ESTONIA	18.000	504.000	2.700,00	57.600	832.303	1.344,97
GEORGIA	1.804.200	1.269.600	-29,63	2.710.964	2.161.135	-20,28
CZECH REPUBLIC	0	273.000	--	0	450.870	--
RUSSIA FEDERATION	198.000	378.000	90,91	463.590	925.200	99,57
KAYU BULAT	40.048	0	-100,00	23.193	0	-100,00
JAPAN	18.615	0	-100,00	5.643	0	-100,00
KOREA, REPUBLIC OF	1	0	-100,00	8	0	-100,00
SINGAPORE	773	0	-100,00	1.970	0	-100,00
PHILIPPINES	10	0	-100,00	80	0	-100,00
VIET NAM	8	0	-100,00	56	0	-100,00
UNITED ARAB EMIRATES	20.492	0	-100,00	10.000	0	-100,00
UNITED STATES	1	0	-100,00	10	0	-100,00
UNITED KINGDOM	148	0	-100,00	5.426	0	-100,00
UDANG SEGAR/BEKU	31.663.387	33.632.075	6,22	212.407.666	226.484.253	6,63
JAPAN	9.939.141	8.531.651	-14,16	83.213.559	71.433.853	-14,16
HONG KONG	1.643.859	974.978	-40,69	8.227.411	4.709.457	-42,76
KOREA, REPUBLIC OF	91.616	113.941	24,37	652.483	805.603	23,47
TAIWAN	775.468	623.394	-19,61	1.088.284	1.878.652	72,63
CHINA	634.959	1.516.564	138,84	2.295.389	3.240.506	41,17
MACAU	129	2.842	2.103,10	825	2.842	244,48
THAILAND	4.092	64.458	1.475,22	1.295	278.315	21.391,51
SINGAPORE	905.745	419.479	-53,69	1.769.875	1.298.832	-26,61
PHILIPPINES	4.928	0	-100,00	17.357	0	-100,00
MALAYSIA	1.390.885	1.175.771	-15,47	1.788.968	1.635.108	-8,60
CAMBODIA	0	150	--	0	10	--
VIET NAM	120.167	219.703	82,83	1.038.885	2.235.287	115,16
TURKEY	33.864	18.544	-45,24	45.277	24.107	-46,76
UNITED ARAB EMIRATES	11.649	33.594	188,39	84.182	228.253	171,14
CYPRUS	15.444	9.489	-38,56	128.715	74.929	-41,79
EGYPT	83.430	185.897	122,82	519.846	1.078.546	107,47
REUNION	53.154	66.613	25,32	418.491	560.942	34,04
SOUTH AFRICA	10	523	5.130,00	10	1.445	14.350,00
MAURITIUS	24.890	17.164	-31,04	153.039	125.157	-18,22
AUSTRALIA	154.504	90.449	-41,46	1.138.749	607.945	-46,61
NEW ZEALAND	31.251	17.078	-45,35	169.915	95.930	-43,54
GUAM	0	660	--	0	21.545	--
UNITED STATES	10.271.449	14.916.566	45,22	76.553.887	106.655.927	39,32
CANADA	131.871	182.811	38,63	809.548	1.037.338	28,14

TABEL 5. PERKEMBANGAN EKSPOR INDONESIA MENURUT KOMODITI DAN NEGARA TUJUAN

JENIS BARANG	BERAT BERSIH (KG)		PERUB	NILAI FOB (US \$)		PERUB
	JAN-MAR 2007	JAN-MAR 2008	%	JAN-MAR 2007	JAN-MAR 2008	%
	(1)	(2)	(3)	(4)	(5)	(6)
PUERTO RICO	161.174	189.497	17,57	950.622	1.207.293	27,00
UNITED KINGDOM	1.559.487	1.269.162	-18,62	9.754.575	8.838.063	-9,40
NETHERLANDS	83.854	235.198	180,49	528.776	1.476.472	179,22
FRANCE	87.435	103.184	18,01	500.416	759.086	51,69
GERMANY, FED. REP. OF	394.083	451.712	14,62	2.427.445	2.934.049	20,87
BELGIUM	2.445.714	1.724.915	-29,47	14.681.359	10.738.616	-26,86
SWITZERLAND	46.151	41.500	-10,08	338.517	272.799	-19,41
DENMARK	74.601	87.640	17,48	582.718	654.888	12,39
SWEDEN	28.020	34.064	21,57	269.365	323.030	19,92
ITALY	268.270	232.563	-13,31	965.603	808.708	-16,25
SPAIN	56.502	18.162	-67,86	407.786	99.584	-75,58
PORTUGAL	0	26.655	--	0	82.239	--
GREECE	0	4.362	--	0	10.362	--
UKRAINE	0	14.710	--	0	92.172	--
LATVIA	44.420	0	-100,00	290.336	0	-100,00
GEORGIA	74.736	0	-100,00	452.307	0	-100,00
RUSSIA FEDERATION	16.435	16.432	-0,02	141.851	156.363	10,23
TEH	9.307.958	21.716.220	133,31	12.611.951	30.131.644	138,91
JAPAN	9.842	353.223	3.488,94	39.512	525.185	1.229,18
HONG KONG	2.413	9.900	310,28	7.170	5.634	-21,42
KOREA, REPUBLIC OF	36	0	-100,00	240	0	-100,00
TAIWAN	52.782	180.552	242,07	76.317	204.481	167,94
CHINA	36.010	72.920	102,50	26.158	73.782	182,06
THAILAND	96	0	-100,00	695	0	-100,00
SINGAPORE	81.881	191.037	133,31	113.103	246.823	118,23
PHILIPPINES	74	0	-100,00	560	0	-100,00
MALAYSIA	1.331.664	2.075.601	55,87	1.506.207	2.995.008	98,84
MALDIVES	0	154	--	0	409	--
INDIA	163.280	888.008	443,86	226.356	1.029.468	354,80
PAKISTAN	1.456.499	2.875.859	97,45	2.541.221	4.873.459	91,78
SRI LANKA	27.237	132.620	386,91	41.476	207.559	400,43
AFGHANISTAN	89.979	155.840	73,20	104.155	206.295	98,07
IRAN (ISLAMIC REPUBLIC OF)	37.400	0	-100,00	53.432	0	-100,00
SAUDI ARABIA	45.296	90.128	98,98	73.642	145.790	97,97
ISRAEL	0	74.200	--	0	90.356	--
SYRIA ARAB REPUBLIC	0	8.000	--	0	15.040	--
TURKEY	0	161.920	--	0	280.044	--
UNITED ARAB EMIRATES	481.965	1.092.184	126,61	489.910	1.388.900	183,50
EGYPT	0	332.700	--	0	543.142	--
KENYA	38.200	0	-100,00	26.826	0	-100,00
NIGERIA	24.200	0	-100,00	36.640	0	-100,00
UGANDA	45	0	-100,00	422	0	-100,00
DJIBOUTI	0	83.595	--	0	49.744	--
SOUTH AFRICA	36.000	154.680	329,67	69.296	334.698	383,00
AUSTRALIA	36.289	113.951	214,01	68.185	134.378	97,08
NEW ZEALAND	132.904	114.143	-14,12	149.234	118.164	-20,82
VANUATU	0	113	--	0	171	--
FIJI	0	20.560	--	0	27.139	--
SAMOA	0	350	--	0	700	--
EAST TIMOR	20.400	0	-100,00	22.542	0	-100,00
UNITED STATES	752.352	1.646.529	118,85	1.183.915	2.123.344	79,35
CANADA	67.148	186.994	178,48	70.409	242.642	244,62
GUATEMALA	10.600	0	-100,00	13.886	0	-100,00
CHILE	40.000	151.060	277,65	51.500	243.540	372,89
UNITED KINGDOM	704.488	2.984.518	323,64	946.495	4.220.010	345,86
NETHERLANDS	380.370	936.533	146,22	445.798	1.280.690	187,28
FRANCE	0	1.106	--	0	7.603	--
GERMANY, FED. REP. OF	1.220.861	1.687.857	38,25	1.399.834	1.955.895	39,72
SWITZERLAND	0	48	--	0	120	--
DENMARK	0	18.800	--	0	32.374	--
SWEDEN	0	10.400	--	0	10.483	--
IRELAND	12.400	0	-100,00	17.720	0	-100,00
ITALY	0	7.816	--	0	19.500	--
SPAIN	7.003	0	-100,00	12.706	0	-100,00
POLAND	219.690	825.066	275,56	219.104	1.079.847	392,85
KAZAKHSTAN	0	48.000	--	0	60.116	--
KYRGYZSTAN	0	24.700	--	0	34.086	--
UKRAINE	172.733	179.805	4,09	255.640	228.093	-10,78
LATVIA	16.230	42.078	159,26	24.430	70.090	186,90
CZECH REPUBLIC	0	1.921	--	0	17.981	--
RUSSIA FEDERATION	1.599.591	3.780.751	136,36	2.297.215	5.008.861	118,04
-LADA HITAM	2.356.035	14.595.741	519,50	5.759.562	40.296.428	599,64
JAPAN	122.114	132.924	8,85	288.269	489.491	69,80
HONG KONG	31.000	16.000	-48,39	84.560	55.125	-34,81
KOREA, REPUBLIC OF	60.077	73.000	21,51	173.935	261.970	50,61
TAIWAN	50.850	30.500	-40,02	124.900	69.900	-44,04

TABEL 5. PERKEMBANGAN EKSPOR INDONESIA MENURUT KOMODITI DAN NEGARA TUJUAN

JENIS BARANG	BERAT BERSIH (KG)		PERUB	NILAI FOB (US \$)		PERUB
	JAN-MAR 2007	JAN-MAR 2008	%	JAN-MAR 2007	JAN-MAR 2008	%
(1)	(2)	(3)	(4)	(5)	(6)	(7)
CHINA	0	15.000	--	0	54.130	--
SINGAPORE	249.116	662.650	166,00	406.640	1.661.030	308,48
PHILIPPINES	0	73.976	--	0	14.471	--
MALAYSIA	41.000	15.000	-63,41	36.175	43.750	20,94
NEPAL	0	140.400	--	0	481.409	--
VIET NAM	23.122	742.000	3.109,06	30.786	2.242.494	7.184,14
INDIA	168.533	2.120.400	1.158,15	322.005	6.876.107	2.035,40
PAKISTAN	0	45.000	--	0	143.400	--
BENIN	0	19.050	--	0	55.245	--
NIGER	20.000	0	-100,00	42.000	0	-100,00
SOUTH AFRICA	0	18.960	--	0	6.636	--
AUSTRALIA	26.460	149.791	466,10	118.384	577.002	387,40
UNITED STATES	1.322.000	9.182.751	594,61	3.379.419	23.574.038	597,58
CANADA	88.058	50.035	-43,18	295.000	168.492	-42,88
DOMINICAN REPUBLIC	0	4.685	--	0	15.750	--
NETHERLANDS	55.705	617.000	1.007,62	203.214	2.177.577	971,57
FRANCE	38.000	52.000	36,84	101.275	173.585	71,40
GERMANY, FED. REP. OF	60.000	60.000	0,00	153.000	171.125	11,85
ITALY	0	61.000	--	0	226.804	--
PORTUGAL	0	2.518	--	0	5.263	--
BULGARIA	0	34.949	--	0	82.163	--
RUSSIA FEDERATION	0	276.152	--	0	669.471	--
-LADA PUTIH	3.048.049	5.930.276	94,56	11.325.558	28.764.237	153,98
JAPAN	285.647	510.000	78,54	1.147.790	2.476.047	115,72
HONG KONG	31.192	0	-100,00	109.475	0	-100,00
KOREA, REPUBLIC OF	32.788	16.765	-48,87	130.172	66.175	-49,16
TAIWAN	63.000	32.000	-49,21	229.387	110.970	-51,62
CHINA	0	17.000	--	0	80.750	--
SINGAPORE	646.443	1.357.696	110,03	2.240.468	6.542.885	192,03
PHILIPPINES	620	1.703	174,68	1.610	4.634	187,83
MALAYSIA	103.747	153.000	47,47	394.670	724.662	83,61
VIET NAM	218.316	424.000	94,21	987.133	2.047.406	107,41
INDIA	54.254	278.000	412,40	191.411	1.309.295	584,02
PAKISTAN	0	1.591	--	0	7.828	--
SOUTH AFRICA	15.000	0	-100,00	53.250	0	-100,00
AUSTRALIA	0	51.000	--	0	249.590	--
EAST TIMOR	4	0	-100,00	8	0	-100,00
UNITED STATES	550.000	1.201.000	118,36	2.133.514	6.084.305	185,18
CANADA	0	58.101	--	0	303.136	--
DOMINICAN REPUBLIC	6.963	11.849	70,17	19.750	40.495	105,04
UNITED KINGDOM	0	31.000	--	0	160.700	--
NETHERLANDS	586.071	979.000	67,04	2.111.606	4.680.581	121,66
FRANCE	0	32.000	--	0	147.760	--
GERMANY, FED. REP. OF	413.000	556.001	34,62	1.444.764	2.690.990	86,26
BELGIUM	34.000	102.000	200,00	120.050	482.748	302,12
ITALY	0	32.000	--	0	150.037	--
SPAIN	0	49.000	--	0	256.330	--
PORTUGAL	7.004	20.570	193,69	10.500	83.288	693,22
BULGARIA	0	15.000	--	0	63.625	--
-KAYU MANIS DAN BUNGANYA	7.172.454	8.616.387	20,13	5.189.775	6.803.224	31,09
JAPAN	7.950	0	-100,00	7.953	0	-100,00
KOREA, REPUBLIC OF	25.674	46.320	80,42	30.081	29.767	-1,04
TAIWAN	11.602	260	-97,76	9.318	100	-98,93
CHINA	14.000	0	-100,00	6.000	0	-100,00
THAILAND	675.000	757.360	12,20	453.980	711.987	56,83
SINGAPORE	203.106	154.278	-24,04	133.138	121.048	-9,08
PHILIPPINES	99	170	71,72	257	465	80,93
MALAYSIA	235.309	369.167	56,89	147.321	397.283	169,67
VIET NAM	17.999	0	-100,00	9.238	0	-100,00
MALDIVES	0	291	--	0	515	--
INDIA	195.345	199.348	2,05	157.520	147.811	-6,16
PAKISTAN	17.000	0	-100,00	11.050	0	-100,00
IRAN (ISLAMIC REPUBLIC OF)	64.000	0	-100,00	49.600	0	-100,00
SAUDI ARABIA	10.000	0	-100,00	2.500	0	-100,00
ISRAEL	0	69.000	--	0	44.896	--
JORDAN	24.000	12.968	-45,97	7.200	10.653	47,96
SYRIA ARAB REPUBLIC	58.000	114.550	97,50	30.140	76.985	155,42
TURKEY	142.000	102.000	-28,17	77.301	39.372	-49,07
UNITED ARAB EMIRATES	228.000	109.214	-52,10	74.340	76.411	2,79
EGYPT	9.840	35.090	256,61	7.748	29.713	283,49
MOROCCO	36.000	150.000	316,67	9.600	90.000	837,50
TUNISIA	28.950	20.000	-30,92	27.364	18.500	-32,39
ALGERIA	84.025	16.520	-80,34	61.873	10.150	-83,60
REUNION	10.385	270	-97,40	5.816	129	-97,78
SOUTH AFRICA	27.999	36.529	30,47	21.255	41.900	97,13
MAURITIUS	5.999	0	-100,00	5.488	0	-100,00

TABEL 5. PERKEMBANGAN EKSPOR INDONESIA MENURUT KOMODITI DAN NEGARA TUJUAN

JENIS BARANG	BERAT BERSIH (KG)		PERUB	NILAI FOB (US \$)		PERUB
	JAN-MAR 2007	JAN-MAR 2008	%	JAN-MAR 2007	JAN-MAR 2008	%
(1)	(2)	(3)	(4)	(5)	(6)	(7)
AUSTRALIA	243	12.277	4.952,26	269	17.853	6.536,80
UNITED STATES	3.299.763	3.625.593	9,87	2.715.934	2.755.302	1,45
CANADA	117.000	68.011	-41,87	87.312	57.537	-34,10
MEXICO	0	18.000	--	0	14.400	--
SURINAME	0	207	--	0	810	--
VENEZUELA	0	83.161	--	0	63.660	--
BRAZIL	359.176	277.004	-22,88	220.051	224.214	1,89
COLOMBIA	0	46.000	--	0	28.830	--
PUERTO RICO	9.500	0	-100,00	8.865	0	-100,00
DOMINICAN REPUBLIC	323.815	335.408	3,58	179.233	222.004	23,86
DOMINICA	36.000	36.000	0,00	6.480	9.000	38,89
UNITED KINGDOM	3.100	23.000	641,94	10.465	18.490	76,68
NETHERLANDS	216.049	715.543	231,19	143.075	505.134	253,06
FRANCE	99.000	280.223	183,05	98.368	246.603	150,69
GERMANY, FED. REP. OF	142.499	346.795	143,37	98.255	311.203	216,73
AUSTRIA	0	46	--	0	144	--
BELGIUM	39.005	165.000	323,02	21.282	151.995	614,20
DENMARK	9.000	0	-100,00	4.905	0	-100,00
NORWAY	9.000	0	-100,00	7.649	0	-100,00
SWEDEN	0	13.714	--	0	19.623	--
FINLAND	19.999	0	-100,00	12.353	0	-100,00
ITALY	45.692	48.670	6,52	41.728	47.939	14,88
SPAIN	20.000	47.000	135,00	10.775	27.390	154,20
PORTUGAL	66.587	42.000	-36,92	33.778	45.450	34,56
GREECE	107.999	145.697	34,91	80.073	127.462	59,18
POLAND	60.000	91.681	52,80	36.500	58.408	60,02
ROMANIA	26.726	0	-100,00	9.219	0	-100,00
RUSSIA FEDERATION	30.019	2.022	-93,26	17.125	2.088	-87,81
-BIJI PALA & BUNGANYA DAN KAPU	4.693.671	4.573.403	-2,56	13.373.028	15.208.595	13,73
JAPAN	138.274	159.125	15,08	1.023.233	1.082.420	5,78
HONG KONG	16.028	9	-99,94	32.061	41	-99,87
KOREA, REPUBLIC OF	93.674	104.613	11,68	95.146	143.657	50,99
TAIWAN	4.265	0	-100,00	1.619	0	-100,00
CHINA	26.960	17.427	-35,36	10.245	8.749	-14,60
THAILAND	41.847	52.496	25,45	162.472	248.736	53,09
SINGAPORE	160.927	344.135	113,85	645.624	1.753.667	171,62
PHILIPPINES	10.829	9.611	-11,25	28.088	26.147	-6,91
MALAYSIA	230.745	205.621	-10,89	603.583	637.406	5,60
MYANMAR (FORM. BURMA)	10.000	6.247	-37,53	24.300	21.106	-13,14
VIET NAM	1.781.812	1.535.145	-13,84	1.977.349	2.557.967	29,36
MALDIVES	0	121	--	0	163	--
INDIA	303.888	214.919	-29,28	754.407	896.813	18,88
PAKISTAN	28.724	68.999	140,21	120.141	420.552	250,05
BANGLADESH	24.945	34.398	37,90	132.696	176.224	32,80
AFGHANISTAN	0	8.000	--	0	64.000	--
SAUDI ARABIA	14.589	0	-100,00	5.474	0	-100,00
LEBANON	14.999	0	-100,00	61.000	0	-100,00
UNITED ARAB EMIRATES	22.162	98.836	345,97	10.172	195.444	1.821,39
QATAR	450	0	-100,00	519	0	-100,00
EGYPT	0	2.807	--	0	6.953	--
MOROCCO	36.918	29.049	-21,31	116.629	98.524	-15,52
GHANA	15.000	15.000	0,00	82.500	78.750	-4,55
NIGERIA	15.000	14.738	-1,75	99.000	2.800	-97,17
BENIN	17.600	16.395	-6,85	4.400	4.338	-1,41
SOUTH AFRICA	39.000	0	-100,00	174.200	0	-100,00
AUSTRALIA	33.535	23.214	-30,78	98.385	100.927	2,58
UNITED STATES	192.902	294.681	52,76	753.037	1.057.865	40,48
CANADA	11.499	0	-100,00	52.650	0	-100,00
MEXICO	0	11.821	--	0	8.827	--
CHILE	0	14.168	--	0	67.315	--
ARGENTINA	8.000	121.600	1.420,00	23.500	114.658	387,91
DOMINICAN REPUBLIC	4.721	8.487	79,77	13.390	28.950	116,21
UNITED KINGDOM	0	1.250	--	0	3.035	--
NETHERLANDS	657.943	596.376	-9,36	2.846.191	2.436.154	-14,41
FRANCE	10.500	22.999	119,04	61.425	177.680	189,26
GERMANY, FED. REP. OF	207.497	138.500	-33,25	899.160	753.450	-16,21
AUSTRIA	0	16	--	0	53	--
BELGIUM	282.238	209.325	-25,83	1.465.854	1.226.300	-16,34
ITALY	131.691	94.627	-28,14	677.774	438.473	-35,31
SPAIN	38.009	44.999	18,39	137.719	222.520	61,58
UKRAINE	13.500	13.500	0,00	40.712	41.145	1,06
RUSSIA FEDERATION	53.000	40.149	-24,25	138.373	106.786	-22,83
-PANILI	21.017	37.955	80,59	299.819	492.999	64,43
JAPAN	350	1	-99,71	11.340	470	-95,86
HONG KONG	0	155	--	0	1.580	--
CHINA	0	950	--	0	22.704	--

TABEL 5. PERKEMBANGAN EKSPOR INDONESIA MENURUT KOMODITI DAN NEGARA TUJUAN

JENIS BARANG	BERAT BERSIH (KG)		PERUB	NILAI FOB (US \$)		PERUB
	JAN-MAR 2007	JAN-MAR 2008	%	JAN-MAR 2007	JAN-MAR 2008	%
	(1)	(2)	(3)	(4)	(5)	(6)
SINGAPORE	0	50	--	0	143	--
MALAYSIA	480	1.350	181,25	3.850	4.899	27,25
AUSTRALIA	100	202	102,00	2.245	4.408	96,35
UNITED STATES	12.717	19.623	54,31	201.690	151.901	-24,69
CANADA	4.473	0	-100,00	20.000	0	-100,00
DOMINICA	250	120	-52,00	9.117	3.600	-60,51
UNITED KINGDOM	892	957	7,29	26.088	21.728	-16,71
NETHERLANDS	0	10.000	--	0	205.000	--
GERMANY, FED. REP. OF	1.755	4.547	159,09	25.489	76.566	200,39
-LAINNYA	3.058.888	4.230.488	38,30	4.878.622	5.408.065	10,85
JAPAN	118.125	98.333	-16,76	127.887	163.195	27,61
HONG KONG	6.281	6.385	1,66	25.288	51.494	103,63
KOREA, REPUBLIC OF	45.030	152	-99,66	54.148	498	-99,08
TAIWAN	54.077	28.090	-48,06	136.261	75.042	-44,93
CHINA	62.777	89.809	43,06	101.182	16.040	-84,15
THAILAND	16.987	19.197	13,01	70.088	57.576	-17,85
SINGAPORE	397.728	390.921	-1,71	163.429	815.932	399,26
PHILIPPINES	0	5.981	--	0	12.655	--
MALAYSIA	230.782	853.557	269,85	241.946	616.479	154,80
MYANMAR (FORM. BURMA)	0	6.738	--	0	22.763	--
BRUNEI DARUSSALAM	1.254	8.137	548,88	191.260	12.214	-93,61
NEPAL	0	12.042	--	0	12.100	--
VIET NAM	550.667	676.967	22,94	521.616	707.241	35,59
MALDIVES	0	21	--	0	86	--
INDIA	482.797	735.099	52,26	668.037	1.125.161	68,43
PAKISTAN	22.119	278.320	1.158,28	15.531	74.221	377,89
BANGLADESH	0	48.917	--	0	65.022	--
SAUDI ARABIA	482.215	202.442	-58,02	1.258.832	329.378	-73,83
ISRAEL	0	10.000	--	0	2.300	--
JORDAN	0	13.851	--	0	15.164	--
YEMEN	48	12.000	24.900,00	1.440	34.325	2.283,68
SYRIA ARAB REPUBLIC	40.000	89.050	122,63	5.000	20.270	305,40
UNITED ARAB EMIRATES	125.996	225.665	79,10	52.133	160.609	208,08
QATAR	2.872	0	-100,00	2.732	0	-100,00
BAHRAIN	0	8.000	--	0	1.200	--
EGYPT	66.369	69.700	5,02	28.779	101.929	254,18
TOGO	0	143	--	0	1.351	--
NIGERIA	13.950	0	-100,00	21.330	0	-100,00
BENIN	12.000	0	-100,00	8.400	0	-100,00
SOUTH AFRICA	0	28.520	--	0	8.458	--
AUSTRALIA	81.741	18.411	-77,48	275.204	70.954	-74,22
NEW ZEALAND	4.020	0	-100,00	23.445	0	-100,00
UNITED STATES	105.269	104.486	-0,74	468.197	408.383	-12,78
CANADA	0	9.385	--	0	5.717	--
MEXICO	0	4.178	--	0	3.120	--
BRAZIL	19.774	11.101	-43,86	120.177	56.594	-52,91
UNITED KINGDOM	0	10.417	--	0	10.044	--
NETHERLANDS	65.811	81.609	24,01	170.892	121.596	-28,85
FRANCE	0	24.999	--	0	192.990	--
GERMANY, FED. REP. OF	37.136	13.693	-63,13	114.154	11.728	-89,73
AUSTRIA	0	143	--	0	453	--
BELGIUM	0	24.750	--	0	19.625	--
ITALY	63	85	34,92	183	254	38,80
SPAIN	7.000	0	-100,00	2.965	0	-100,00
PORTUGAL	0	1.441	--	0	3.013	--
GREECE	0	3	--	0	9	--
POLAND	0	7.750	--	0	2.882	--
UKRAINE	6.000	0	-100,00	8.086	0	-100,00
TEBAKAU	7.044.407	6.344.329	-9,94	15.605.721	17.214.619	10,31
JAPAN	1.307	0	-100,00	5.748	0	-100,00
CHINA	23.760	5.760	-75,76	28.512	6.182	-78,32
SINGAPORE	19.800	0	-100,00	12.870	0	-100,00
PHILIPPINES	280.323	1.031.396	267,93	378.086	2.394.275	533,26
MALAYSIA	596.306	589.440	-1,15	373.955	1.826.300	388,37
VIET NAM	59.400	323.508	444,63	38.610	270.270	600,00
SRI LANKA	15.577	60.686	289,59	208.697	1.335.231	539,79
YEMEN	0	9	--	0	60	--
UNITED ARAB EMIRATES	0	39.600	--	0	95.040	--
EGYPT	0	20.000	--	0	31.525	--
SOUTH AFRICA	20.000	29.500	47,50	16.000	33.800	111,25
AUSTRALIA	0	76.800	--	0	449.280	--
UNITED STATES	594.202	611.610	2,93	524.601	537.411	2,44
HONDURAS	0	77.610	--	0	301.729	--
NICARAGUA	0	126.821	--	0	386.391	--
PARAGUAY	120.000	0	-100,00	96.000	0	-100,00
PUERTO RICO	144.000	0	-100,00	342.859	0	-100,00

TABEL 5. PERKEMBANGAN EKSPOR INDONESIA MENURUT KOMODITI DAN NEGARA TUJUAN

JENIS BARANG	BERAT BERSIH (KG)		PERUB	NILAI FOB (US \$)		PERUB
	JAN-MAR 2007	JAN-MAR 2008	%	JAN-MAR 2007	JAN-MAR 2008	%
(1)	(2)	(3)	(4)	(5)	(6)	(7)
DOMINICAN REPUBLIC	9.000	101.152	1.023,91	61.777	852.053	1.279,24
UNITED KINGDOM	213.840	231.660	8,33	80.190	393.822	391,11
NETHERLANDS	534.637	179.178	-66,49	1.096.099	479.954	-56,21
FRANCE	417.778	63.359	-84,83	698.544	76.824	-89,00
GERMANY, FED. REP. OF	1.015.367	159.006	-84,34	5.155.981	2.173.019	-57,85
BELGIUM	1.580.480	706.220	-55,32	4.957.120	3.799.972	-23,34
SWITZERLAND	733	0	-100,00	29.881	0	-100,00
DENMARK	84.218	0	-100,00	447.232	0	-100,00
NORWAY	59.539	0	-100,00	179.213	0	-100,00
IRELAND	17.820	0	-100,00	21.384	0	-100,00
ITALY	164.685	72.354	-56,07	339.877	166.147	-51,12
SPAIN	23.420	122.280	422,12	19.204	240.642	1.153,08
PORTUGAL	500	0	-100,00	4.180	0	-100,00
POLAND	19.523	0	-100,00	19.718	0	-100,00
UKRAINE	59.400	133.920	125,45	37.620	171.416	355,65
RUSSIA FEDERATION	968.792	1.582.460	63,34	431.763	1.193.276	176,37
BIJI COKLAT	83.405.286	73.554.962	-11,81	110.436.454	145.120.129	31,41
JAPAN	0	30.500	--	0	104.355	--
KOREA, REPUBLIC OF	0	3	--	0	17	--
TAIWAN	0	1.258	--	0	2.387	--
CHINA	3.962.379	5.229.538	31,98	5.388.450	10.153.996	88,44
THAILAND	1.839.000	1.875.992	2,01	1.322.685	2.992.088	126,21
SINGAPORE	8.197.015	9.455.058	15,35	12.056.285	19.307.274	60,14
PHILIPPINES	16.000	0	-100,00	810	0	-100,00
MALAYSIA	41.282.487	49.226.391	19,24	54.566.753	97.626.905	78,91
INDIA	0	150.000	--	0	244.975	--
SAUDI ARABIA	14.000	0	-100,00	12.600	0	-100,00
UNITED ARAB EMIRATES	0	1	--	0	1	--
EGYPT	60.000	0	-100,00	27.000	0	-100,00
UNITED STATES	19.912.639	3.268.616	-83,59	26.381.030	6.965.637	-73,60
CANADA	0	1.500.000	--	0	2.601.342	--
BRAZIL	0	2.717.590	--	0	4.887.160	--
COLOMBIA	6.350.000	0	-100,00	7.980.700	0	-100,00
NETHERLANDS	233.813	37.506	-83,96	371.006	84.145	-77,32
FRANCE	7	5	-28,57	10	11	10,00
GERMANY, FED. REP. OF	302.990	62.500	-79,37	418.087	149.825	-64,16
BELGIUM	942.500	0	-100,00	1.532.265	0	-100,00
DENMARK	0	4	--	0	11	--
SWEDEN	7	0	-100,00	214	0	-100,00
ITALY	12.449	0	-100,00	18.997	0	-100,00
SPAIN	180.000	0	-100,00	192.062	0	-100,00
POLAND	100.000	0	-100,00	167.500	0	-100,00
-IKAN TONGKOL/TUNA	12.237.194	14.423.714	17,87	28.785.948	34.392.757	19,48
JAPAN	3.529.105	3.794.955	7,53	14.172.543	15.961.387	12,62
HONG KONG	453.317	410.622	-9,42	653.029	596.923	-8,59
KOREA, REPUBLIC OF	198.597	785.578	295,56	830.096	1.267.628	52,71
TAIWAN	918.992	438.627	-52,27	766.099	1.134.428	48,08
CHINA	625.041	366.809	-41,31	265.774	201.724	-24,10
THAILAND	1.800.315	3.387.544	88,16	1.956.180	3.940.917	101,46
SINGAPORE	855.143	330.293	-61,38	2.204.301	675.188	-69,37
PHILIPPINES	1.030.647	290.446	-71,82	285.547	188.048	-34,14
MALAYSIA	109.850	278.845	153,84	105.717	631.676	497,52
VIET NAM	485.199	2.239.848	361,63	820.331	2.444.140	197,95
SRI LANKA	0	70.304	--	0	104.684	--
SAUDI ARABIA	500	0	-100,00	6.475	0	-100,00
ISRAEL	0	58.440	--	0	58.440	--
KUWAIT	55.996	152	-99,73	55.996	1.140	-97,96
JORDAN	0	313	--	0	3.510	--
LEBANON	0	330	--	0	2.706	--
OMAN	0	52.000	--	0	57.450	--
UNITED ARAB EMIRATES	3.136	4.744	51,28	16.082	33.071	105,64
EGYPT	25.321	150.249	493,38	91.148	121.758	33,58
MOROCCO	201	0	-100,00	201	0	-100,00
REUNION	0	12.000	--	0	54.960	--
SENEGAL	81.000	0	-100,00	83.580	0	-100,00
BENIN	8.030	0	-100,00	73.200	0	-100,00
SOUTH AFRICA	25.997	130.000	400,06	22.098	184.600	735,37
MAURITIUS	0	59.690	--	0	124.378	--
AUSTRALIA	18.212	48.033	163,74	101.177	171.807	69,81
NEW ZEALAND	0	27.000	--	0	97.000	--
UNITED STATES	1.080.112	1.068.658	-1,06	4.181.178	4.977.430	19,04
CANADA	2.157	35.487	1.545,20	18.513	279.778	1.411,25
MEXICO	80.332	64.550	-19,65	650.789	523.024	-19,63
PANAMA	243.000	0	-100,00	225.900	0	-100,00
TRINIDAD AND TOBAGO	320.000	0	-100,00	325.200	0	-100,00
UNITED KINGDOM	12.810	4.824	-62,34	63.109	35.720	-43,40

TABEL 5. PERKEMBANGAN EKSPOR INDONESIA MENURUT KOMODITI DAN NEGARA TUJUAN

JENIS BARANG	BERAT BERSIH (KG)		PERUB	NILAI FOB (US \$)		PERUB
	JAN-MAR 2007	JAN-MAR 2008	%	JAN-MAR 2007	JAN-MAR 2008	%
	(1)	(2)	(3)	(4)	(5)	(6)
NETHERLANDS	111.970	118.285	5,64	56.018	88.582	58,13
GERMANY, FED. REP. OF	17.050	17.280	1,35	141.552	131.160	-7,34
AUSTRIA	11.000	0	-100,00	11.000	0	-100,00
BELGIUM	47.746	19.360	-59,45	217.141	58.800	-72,92
DENMARK	10.013	0	-100,00	8.563	0	-100,00
ITALY	0	130.946	--	0	217.698	--
POLAND	48.000	0	-100,00	339.950	0	-100,00
RUSSIA FEDERATION	28.405	27.502	-3,18	37.461	23.002	-38,60
-UBUR-UBUR	1.428.294	2.943.770	106,10	2.554.049	4.810.102	88,33
JAPAN	245.077	642.261	162,06	718.253	1.606.828	123,71
HONG KONG	58.997	31.085	-47,31	153.486	85.043	-44,59
KOREA, REPUBLIC OF	186.349	335.361	79,96	307.963	650.051	111,08
TAIWAN	43.050	150.698	250,05	69.222	266.787	285,41
CHINA	312.540	61.159	-80,43	192.076	12.964	-93,25
MACAU	35	319	811,43	771	796	3,24
THAILAND	1.969	44.928	2.181,77	5.234	34.671	562,42
SINGAPORE	7.900	44.215	459,68	20.843	38.436	84,41
PHILIPPINES	165	0	-100,00	835	0	-100,00
MALAYSIA	9.105	144.688	1.489,10	23.966	98.661	311,67
VIET NAM	7.000	625.312	8.833,03	18.033	400.643	2.121,72
IRAN (ISLAMIC REPUBLIC OF)	0	369	--	0	1.292	--
SAUDI ARABIA	250	0	-100,00	4.223	0	-100,00
ISRAEL	0	4.521	--	0	9.266	--
KUWAIT	1.172	1.085	-7,42	3.213	1.292	-59,79
JORDAN	416	546	31,25	755	1.169	54,83
LEBANON	0	133	--	0	659	--
TURKEY	1.087	1.125	3,50	4.155	1.798	-56,73
UNITED ARAB EMIRATES	0	439	--	0	304	--
CYPRUS	0	38	--	0	378	--
SOUTH AFRICA	15.428	49.245	219,19	45.918	147.811	221,90
AUSTRALIA	480	3.869	706,04	1.819	15.457	749,75
NEW ZEALAND	656	189	-71,19	1.616	464	-71,29
EAST TIMOR	1.190	0	-100,00	3.345	0	-100,00
UNITED STATES	233.526	366.291	56,85	426.382	745.012	74,73
CANADA	110.728	89.057	-19,57	234.938	174.222	-25,84
VENEZUELA	0	63	--	0	70	--
BRAZIL	0	2.009	--	0	1.152	--
PERU	0	314	--	0	722	--
UNITED KINGDOM	26.007	50.813	95,38	38.438	75.949	97,59
NETHERLANDS	26.941	38.482	42,84	90.602	67.562	-25,43
FRANCE	28.056	102.273	264,53	40.332	139.173	245,07
GERMANY, FED. REP. OF	49.743	49.707	-0,07	65.582	60.451	-7,82
AUSTRIA	2.366	2.865	21,09	6.762	6.045	-10,60
BELGIUM	0	32.764	--	0	75.496	--
SWITZERLAND	6.071	1.369	-77,45	9.384	1.912	-79,62
DENMARK	2.965	4.213	42,09	2.341	2.242	-4,23
NORWAY	143	270	88,81	566	516	-8,83
SWEDEN	1.448	3.891	168,72	2.033	4.989	145,40
FINLAND	275	0	-100,00	379	0	-100,00
ITALY	29.914	32.596	8,97	35.482	50.291	41,74
SPAIN	4.575	2.415	-47,21	4.620	2.312	-49,96
PORTUGAL	1.030	1.582	53,59	1.236	1.265	2,35
GREECE	1.067	1.199	12,37	2.597	2.319	-10,70
HUNGARY	1.024	1.770	72,85	1.556	3.103	99,42
POLAND	988	1.741	76,21	1.550	1.644	6,06
ROMANIA	0	410	--	0	856	--
UKRAINE	433	259	-40,18	688	459	-33,28
LITHUANIA	1.169	1.798	53,81	2.208	2.207	-0,05
ESTONIA	285	535	87,72	563	669	18,83
CROATIA	352	108	-69,32	477	1.335	179,87
MALTA	0	11	--	0	99	--
CZECH REPUBLIC	1.312	1.569	19,59	3.889	2.824	-27,38
RUSSIA FEDERATION	5.010	11.811	135,75	5.718	10.436	82,51
-KEPITING, KERANG-KERANGAN	16.064.828	13.896.646	-13,50	42.625.689	39.191.289	-8,06
JAPAN	395.582	270.534	-31,61	1.181.575	1.014.928	-14,10
HONG KONG	1.416.838	1.062.756	-24,99	3.175.819	3.286.043	3,47
KOREA, REPUBLIC OF	613.244	794.560	29,57	818.637	1.725.558	110,78
TAIWAN	276.193	465.584	68,57	331.150	434.644	31,25
CHINA	3.244.816	366.416	-88,71	1.670.530	342.286	-79,51
MACAU	0	1.426	--	0	1.426	--
THAILAND	2.402.085	306.995	-87,22	2.379.227	599.911	-74,79
SINGAPORE	959.046	724.596	-24,45	2.082.638	1.602.751	-23,04
PHILIPPINES	966	632	-34,58	21.159	29.633	40,05
MALAYSIA	767.483	1.179.965	53,74	928.814	2.381.034	156,35
VIET NAM	271.284	3.876.899	1.329,09	2.270.901	2.257.719	733,41
INDIA	134.610	359.294	166,91	328.377	753.665	129,51

TABEL 5. PERKEMBANGAN EKSPOR INDONESIA MENURUT KOMODITI DAN NEGARA TUJUAN

JENIS BARANG	BERAT BERSIH (KG)		PERUB	NILAI FOB (US \$)		PERUB
	JAN-MAR 2007	JAN-MAR 2008	%	JAN-MAR 2007	JAN-MAR 2008	%
	(1)	(2)	(3)	(4)	(5)	(6)
TURKEY	23.113	19.980	-13,56	82.494	29.970	-63,67
QATAR	1.000	0	-100,00	8.551	0	-100,00
CYPRUS	31.046	27.394	-11,76	86.972	57.524	-33,86
EGYPT	0	25.048	--	0	36.701	--
SUDAN	440	0	-100,00	880	0	-100,00
SENEGAL	78.543	0	-100,00	214.610	0	-100,00
GAMBIA	0	31.680	--	0	30.096	--
SOUTH AFRICA	0	7.105	--	0	19.600	--
MAURITIUS	0	21.124	--	0	51.992	--
AUSTRALIA	162.704	42.184	-74,07	443.804	272.172	-38,67
NEW ZEALAND	0	45	--	0	222	--
UNITED STATES	2.797.323	1.815.456	-35,10	22.030.219	17.330.202	-21,33
CANADA	123.534	87.640	-29,06	339.270	543.025	60,06
MEXICO	49.839	94.886	90,39	160.141	249.505	55,80
PANAMA	19.391	20.003	3,16	64.025	58.585	-8,50
VENEZUELA	196	0	-100,00	72	0	-100,00
PUERTO RICO	232.637	40.006	-82,80	797.217	119.144	-85,06
MARTINIQUE	13.074	10.431	-20,22	54.978	24.248	-55,90
UNITED KINGDOM	5.053	2.057	-59,29	4.670	2.770	-40,69
NETHERLANDS	64.252	93.447	45,44	565.753	601.467	6,31
FRANCE	82.556	24.106	-70,80	245.138	38.512	-84,29
GERMANY, FED. REP. OF	8.136	8.772	7,82	21.050	21.843	3,77
AUSTRIA	0	175	--	0	300	--
BELGIUM	60.435	27.316	-54,80	169.959	87.149	-48,72
SWITZERLAND	0	132	--	0	79	--
DENMARK	7.794	15	-99,81	26.986	15	-99,94
NORWAY	699	0	-100,00	339	0	-100,00
SWEDEN	0	43	--	0	250	--
ITALY	1.453.331	1.552.866	6,85	3.185.697	3.810.297	19,61
SPAIN	122.606	202.160	64,89	266.710	534.125	100,26
PORTUGAL	155.241	165.444	6,57	457.537	437.851	-4,30
GREECE	24.000	142.683	494,51	69.600	343.593	393,67
LATVIA	1.713	0	-100,00	7.560	0	-100,00
CROATIA	40.025	0	-100,00	123.030	0	-100,00
MALTA	0	9.602	--	0	23.775	--
RUSSIA FEDERATION	24.000	15.189	-36,71	9.600	36.679	282,07
-BEKICOT	482.970	742.812	53,80	751.639	1.718.472	128,63
JAPAN	1.500	0	-100,00	4.000	0	-100,00
HONG KONG	22.991	85.294	270,99	30.690	515.563	1.579,91
KOREA, REPUBLIC OF	9.148	8.699	-4,91	25.051	23.523	-6,10
TAIWAN	318.521	390.784	22,69	363.783	492.440	35,37
CHINA	19.235	1.530	-92,05	49.105	6.120	-87,54
MACAU	0	1.380	--	0	1.380	--
SINGAPORE	55.239	19.023	-65,56	196.751	47.501	-75,86
MALAYSIA	26.579	7.621	-71,33	14.528	4.046	-72,15
SOUTH AFRICA	0	47.010	--	0	125.253	--
UNITED STATES	0	9.137	--	0	26.237	--
CANADA	29.757	91.771	208,40	67.731	197.055	190,94
MEXICO	0	9.569	--	0	24.700	--
FRANCE	0	46.996	--	0	167.954	--
BELGIUM	0	23.998	--	0	86.700	--
-IKAN LAINNYA	53.830.710	42.877.715	-20,35	61.107.419	64.854.277	6,13
JAPAN	2.498.314	2.769.249	10,84	9.971.697	9.990.409	0,19
HONG KONG	3.871.512	3.467.039	-10,45	10.519.519	9.352.751	-11,09
KOREA, REPUBLIC OF	1.893.227	1.761.256	-6,97	2.499.604	3.193.754	27,77
TAIWAN	1.513.800	4.088.841	170,10	2.293.099	2.651.353	15,62
CHINA	4.700.833	1.541.474	-67,21	2.674.623	2.434.523	-8,98
MACAU	349	2.378	581,38	3.600	4.720	31,11
THAILAND	20.139.531	3.618.527	-82,03	6.753.961	4.384.435	-35,08
SINGAPORE	7.178.095	7.834.672	9,15	9.628.794	9.869.649	2,50
PHILIPPINES	50.948	1.627.907	3.095,23	462.750	619.542	33,88
MALAYSIA	7.316.277	7.638.834	4,41	5.386.287	7.074.288	31,34
BRUNEI DARUSSALAM	15	75	400,00	1.920	5.330	177,60
VIET NAM	922.507	3.567.100	286,67	1.441.402	3.194.502	121,62
INDIA	0	28.117	--	0	45.233	--
PAKISTAN	0	8	--	0	15	--
SRI LANKA	16.542	0	-100,00	18.325	0	-100,00
IRAN (ISLAMIC REPUBLIC OF)	0	1.809	--	0	115.314	--
SAUDI ARABIA	2.250	173.216	7.598,49	9.621	320.561	3.231,89
ISRAEL	0	102.908	--	0	233.136	--
KUWAIT	1.502	1.168	-22,24	3.036	2.048	-32,54
JORDAN	11.302	1.737	-84,63	17.538	5.297	-69,80
LEBANON	70.818	70.233	-0,83	69.881	63.108	-9,69
OMAN	26.000	0	-100,00	20.800	0	-100,00
SYRIA ARAB REPUBLIC	3.869	3.815	-1,40	6.903	5.924	-14,18
TURKEY	474	29	-93,88	1.015	400	-60,59

TABEL 5. PERKEMBANGAN EKSPOR INDONESIA MENURUT KOMODITI DAN NEGARA TUJUAN

JENIS BARANG	BERAT BERSIH (KG)		PERUB	NILAI FOB (US \$)		PERUB
	JAN-MAR 2007	JAN-MAR 2008	%	JAN-MAR 2007	JAN-MAR 2008	%
	(1)	(2)	(3)	(4)	(5)	(6)
UNITED ARAB EMIRATES	147.003	168.236	14,44	178.662	322.789	80,67
QATAR	250	1.500	500,00	3.000	12.742	324,73
BAHRAIN	150	65	-56,67	450	353	-21,56
CYPRUS	287	842	193,38	3.298	6.093	84,75
EGYPT	24.460	83.780	242,52	20.061	68.610	242,01
MOROCCO	0	108	--	0	445	--
ALGERIA	25.389	26.270	3,47	41.723	56.481	35,37
REUNION	24.000	0	-100,00	120.000	0	-100,00
MOZAMBIQUE	88.048	121.415	37,90	109.980	143.608	30,58
TOGO	0	31.310	--	0	36.764	--
GHANA	189.000	803.500	325,13	152.100	683.800	349,57
CONGO	16.188	0	-100,00	18.175	0	-100,00
BENIN	0	15.500	--	0	18.200	--
SOUTH AFRICA	77.263	23.364	-69,76	66.946	37.111	-44,57
MAURITIUS	94.067	132.123	40,46	125.688	166.233	32,26
AUSTRALIA	780.893	392.857	-49,69	1.424.156	1.107.728	-22,22
NEW ZEALAND	711	23.622	3.222,36	2.706	17.194	535,40
AMERICAN SAMOA	0	18.695	--	0	19.324	--
FIJI	0	18.595	--	0	18.230	--
SAMOA	70.962	185.991	162,10	72.776	193.293	165,60
TONGA	0	18.595	--	0	20.326	--
EAST TIMOR	124	0	-100,00	780	0	-100,00
UNITED STATES	1.006.334	1.063.286	5,66	3.601.108	4.497.986	24,91
CANADA	18.860	29.279	55,24	60.029	164.643	174,27
MEXICO	0	175.874	--	0	630.971	--
PANAMA	109.180	50.749	-53,52	175.172	86.500	-50,62
VENEZUELA	309	217	-29,77	175	1.228	601,71
ARGENTINA	19.143	284	-98,52	102.337	3.840	-96,25
BRAZIL	799	969	21,28	533	711	33,40
URUGUAY	46.920	0	-100,00	53.020	0	-100,00
PARAGUAY	0	300	--	0	2.233	--
PERU	523	289	-44,74	2.792	1.023	-63,36
PUERTO RICO	155.333	95.555	-38,48	750.126	502.056	-33,07
DOMINICAN REPUBLIC	59.347	30.241	-49,04	235.810	103.110	-56,27
FRENCH POLYNESIA	0	27.600	--	0	16.400	--
MARTINIQUE	0	8.838	--	0	20.546	--
UNITED KINGDOM	131.809	122.439	-7,11	372.014	266.625	-28,33
NETHERLANDS	60.607	173.559	186,37	109.431	249.933	128,39
FRANCE	60.367	80.187	32,83	175.106	176.736	0,93
GERMANY, FED. REP. OF	20.032	25.803	28,81	98.851	145.234	46,92
AUSTRIA	3.236	936	-71,08	17.742	4.979	-71,94
BELGIUM	47.787	150.258	214,43	178.666	435.505	143,75
SWITZERLAND	2.477	2.282	-7,87	7.823	13.338	70,50
DENMARK	5.484	28.484	419,40	15.870	36.332	128,94
NORWAY	450	1.802	300,44	2.444	3.467	41,86
SWEDEN	3.780	4.173	10,40	32.524	39.841	22,50
FINLAND	127	0	-100,00	176	0	-100,00
IRELAND	0	105	--	0	322	--
ITALY	80.268	94.702	17,98	312.700	302.437	-3,28
SPAIN	8.092	82.319	917,29	24.192	195.903	709,78
PORTUGAL	12.988	2.730	-78,98	39.199	6.620	-83,11
GREECE	2.708	13.957	415,40	9.194	16.809	82,83
DEMOCRATIC REPUBLIC OF THE CO	0	173.146	--	0	185.909	--
HUNGARY	3.245	2.348	-27,64	10.193	4.680	-54,09
POLAND	7.861	10.090	28,36	39.011	54.709	40,24
UKRAINE	24.773	1.251	-94,95	34.835	1.517	-95,65
LITHUANIA	21.394	189	-99,12	269.784	709	-99,74
ESTONIA	72.366	18.524	-74,40	84.425	104.201	23,42
GEORGIA	0	387	--	0	339	--
CROATIA	111	79	-28,83	151	1.451	860,93
MALTA	200	172	-14,00	1.960	1.456	-25,71
SLOVENIA	0	250	--	0	3.345	--
CZECH REPUBLIC	5.185	4.904	-5,42	32.127	32.145	0,06
RUSSIA FEDERATION	81.655	32.398	-60,32	133.023	42.872	-67,77
-BIJI BUNGA	13.416	13.392	-0,18	393.614	701.944	78,33
SINGAPORE	51	105	105,88	134.539	180.295	34,01
INDIA	13.000	13.000	0,00	10.400	10.400	0,00
AUSTRALIA	245	0	-100,00	582	0	-100,00
UNITED KINGDOM	4	31	675,00	8.837	79.471	799,30
NETHERLANDS	73	166	127,40	195.584	389.256	99,02
FRANCE	36	82	127,78	18.869	4.675	-75,22
DENMARK	7	8	14,29	24.803	37.847	52,59
-BIJI KAPAS	8.341.486	511.500	-93,87	2.148.987	139.176	-93,52
JAPAN	225.000	285.000	26,67	40.125	74.325	85,23
TAIWAN	52.500	226.500	331,43	8.495	64.851	663,40
MALAYSIA	8.063.986	0	-100,00	2.100.367	0	-100,00

TABEL 5. PERKEMBANGAN EKSPOR INDONESIA MENURUT KOMODITI DAN NEGARA TUJUAN

JENIS BARANG	BERAT BERSIH (KG)		PERUB	NILAI FOB (US \$)		PERUB
	JAN-MAR 2007	JAN-MAR 2008	%	JAN-MAR 2007	JAN-MAR 2008	%
(1)	(2)	(3)	(4)	(5)	(6)	(7)
-BIJI LAINNYA	11.998.883	11.302.995	-5,80	5.992.224	4.643.107	-22,51
JAPAN	445.505	347.171	-22,07	590.913	462.583	-21,72
HONG KONG	54.900	419.500	664,12	102.423	566.516	453,11
KOREA, REPUBLIC OF	40.295	135.690	236,74	23.003	111.593	385,12
TAIWAN	0	157.199	--	0	177.369	--
CHINA	2.000	774.131	38.606,55	198.400	749.526	277,79
THAILAND	24.286	822.224	3.285,59	236.642	682.745	188,51
SINGAPORE	206.459	204.949	-0,73	162.282	179.606	10,68
PHILIPPINES	92.342	151.051	63,58	35.240	174.844	396,15
MALAYSIA	7.376.076	775.056	-89,49	2.105.109	616.638	-70,71
BRUNEI DARUSSALAM	4.786	4.527	-5,41	7.977	7.489	-6,12
VIET NAM	809.999	173.846	-78,54	577.438	233.459	-59,57
INDIA	411.870	217.756	-47,13	341.637	193.755	-43,29
PAKISTAN	690	21.362	2.995,94	1.150	28.042	2.338,43
UNITED ARAB EMIRATES	150	0	-100,00	1.300	0	-100,00
CAMEROON	0	208	--	0	66.825	--
AUSTRALIA	14.300	7.200	-49,65	30.605	17.480	-42,89
UNITED STATES	18.550	52.027	180,47	102.225	82.463	-19,33
UNITED KINGDOM	17	0	-100,00	17	0	-100,00
NETHERLANDS	1.496.658	11.776	-99,21	711.413	32.671	-95,41
GERMANY, FED. REP. OF	1.000.000	0	-100,00	764.450	0	-100,00
ITALY	0	7.027.322	--	0	259.503	--
BULU BEBEK	88.987	11.000	-87,64	69.870	9.666	-86,17
KOREA, REPUBLIC OF	65	0	-100,00	1.349	0	-100,00
TAIWAN	88.500	11.000	-87,57	57.600	9.666	-83,22
VIET NAM	422	0	-100,00	10.921	0	-100,00
DAMAR DAN GETAH DAMAR	11.259.877	8.291.732	-26,36	8.392.743	6.076.405	-27,60
JAPAN	129.867	264.000	103,28	105.627	192.690	82,42
KOREA, REPUBLIC OF	476.400	748.799	57,18	353.928	530.340	49,84
TAIWAN	96.000	883.294	820,10	72.576	654.432	801,72
CHINA	19.200	76.800	300,00	13.920	56.640	306,90
THAILAND	484.010	57.600	-88,10	389.892	42.240	-89,17
SINGAPORE	0	22.000	--	0	16.610	--
PHILIPPINES	153.600	38.400	-75,00	110.592	26.976	-75,61
MALAYSIA	115.200	38.400	-66,67	83.232	29.760	-64,24
INDIA	2.912.000	1.939.197	-33,41	2.130.240	1.382.984	-35,08
PAKISTAN	806.400	595.200	-26,19	580.608	430.617	-25,83
BANGLADESH	192.000	76.800	-60,00	141.696	56.832	-59,89
SYRIA ARAB REPUBLIC	0	48.000	--	0	45.125	--
TURKEY	192.000	19.200	-90,00	144.480	14.400	-90,03
UNITED ARAB EMIRATES	0	19.218	--	0	14.798	--
NIGERIA	0	19.200	--	0	13.440	--
SOUTH AFRICA	0	57.600	--	0	44.928	--
AUSTRALIA	0	16.000	--	0	23.179	--
NEW ZEALAND	0	19.200	--	0	14.400	--
UNITED STATES	0	24.000	--	0	28.200	--
COLOMBIA	153.600	96.000	-37,50	115.200	69.120	-40,00
ECUADOR	0	38.400	--	0	29.376	--
NETHERLANDS	1.152.000	595.200	-48,33	858.336	431.040	-49,78
FRANCE	384.000	345.599	-10,00	277.440	248.160	-10,55
GERMANY, FED. REP. OF	1.574.400	928.800	-41,01	1.175.424	720.886	-38,67
BELGIUM	864.000	192.000	-77,78	674.880	134.400	-80,09
FINLAND	0	192.000	--	0	139.200	--
ITALY	921.600	19.200	-97,92	699.840	14.400	-97,94
SPAIN	403.200	76.825	-80,95	292.800	54.720	-81,31
PORTUGAL	19.200	595.200	3.000,00	13.824	430.368	3.013,19
POLAND	0	172.800	--	0	126.720	--
ROMANIA	0	19.200	--	0	14.976	--
UKRAINE	38.400	0	-100,00	32.448	0	-100,00
LATVIA	0	19.200	--	0	13.536	--
RUSSIA FEDERATION	172.800	38.400	-77,78	125.760	30.912	-75,42
KOPAL DAN LAIN-LAIN	8.144.357	7.514.734	-7,73	5.975.533	5.923.985	-0,86
JAPAN	56.000	110.438	97,21	62.055	176.106	183,79
HONG KONG	16.253	200	-98,77	41.728	200	-99,52
KOREA, REPUBLIC OF	35.000	15.128	-56,78	41.060	25.380	-38,19
TAIWAN	43.450	35.000	-19,45	37.150	66.030	77,74
CHINA	141.500	166.250	17,49	128.040	237.799	85,72
THAILAND	70.385	6.400	-90,91	71.359	22.497	-68,47
SINGAPORE	617.357	558.003	-9,61	682.807	896.077	31,23
PHILIPPINES	19.000	0	-100,00	12.541	0	-100,00
MALAYSIA	158.912	103.879	-34,63	120.234	174.750	45,34
VIET NAM	12.000	51.008	325,07	13.150	112.811	757,88
INDIA	4.007.903	3.294.694	-17,80	2.551.584	1.798.559	-29,51
PAKISTAN	411.575	219.250	-46,73	296.167	157.904	-46,68

TABEL 5. PERKEMBANGAN EKSPOR INDONESIA MENURUT KOMODITI DAN NEGARA TUJUAN

JENIS BARANG	BERAT BERSIH (KG)		PERUB	NILAI FOB (US \$)		PERUB
	JAN-MAR 2007	JAN-MAR 2008	%	JAN-MAR 2007	JAN-MAR 2008	%
	(1)	(2)	(3)	(4)	(5)	(6)
BANGLADESH	591.400	1.039.875	75,83	234.096	304.823	30,21
SRI LANKA	122.220	144.740	18,43	58.063	49.440	-14,85
IRAN (ISLAMIC REPUBLIC OF)	19.200	0	-100,00	14.976	0	-100,00
SAUDI ARABIA	59.000	95.890	62,53	29.075	34.640	19,14
JORDAN	0	2.264	--	0	2.479	--
YEMEN	20.040	39.990	99,55	8.319	28.200	238,98
SYRIA ARAB REPUBLIC	0	32.000	--	0	19.520	--
TURKEY	19.200	19.200	0,00	13.824	14.400	4,17
UNITED ARAB EMIRATES	191.565	484.002	152,66	96.640	375.354	288,40
EGYPT	0	141.201	--	0	291.433	--
LIBYAN ARAB JAMAHIRIYA	0	32.004	--	0	25.369	--
TUNISIA	40.500	35.340	-12,74	16.638	25.456	53,00
SUDAN	0	29.000	--	0	23.200	--
SOMALIA	0	18.990	--	0	9.495	--
NIGER	0	21.000	--	0	14.910	--
NEW ZEALAND	0	63	--	0	337	--
FIJI	6	0	-100,00	168	0	-100,00
UNITED STATES	34.825	60.049	72,43	33.734	111.971	231,92
CANADA	68	0	-100,00	1.385	0	-100,00
MEXICO	60.000	0	-100,00	46.800	0	-100,00
SURINAME	0	1.662	--	0	6.500	--
COLOMBIA	57.600	0	-100,00	44.928	0	-100,00
UNITED KINGDOM	38.999	4	-99,99	124.611	147	-99,88
NETHERLANDS	0	32	--	0	127	--
FRANCE	62.997	32.328	-48,68	70.492	115.104	63,29
GERMANY, FED. REP. OF	571.335	605.569	5,99	395.940	425.020	7,34
AUSTRIA	3	0	-100,00	29	0	-100,00
BELGIUM	0	19.200	--	0	58.077	--
IRELAND	10	0	-100,00	42	0	-100,00
ITALY	484.404	60.024	-87,61	591.395	287.549	-51,38
SPAIN	0	102	--	0	575	--
POLAND	162.450	0	-100,00	122.103	0	-100,00
BULGARIA	0	1.555	--	0	1.986	--
RUSSIA FEDERATION	19.200	38.400	100,00	14.400	29.760	106,67
SAYUR-SAYURAN	14.038.064	19.230.582	36,99	6.240.299	8.240.603	32,05
JAPAN	1.126.730	770.763	-31,59	1.129.142	771.836	-31,64
HONG KONG	23.303	23.172	-0,56	43.880	26.037	-40,66
KOREA, REPUBLIC OF	9.621	20.293	110,92	52.253	74.328	42,25
TAIWAN	1.076.695	32.579	-96,97	413.704	6.790	-98,36
CHINA	0	120.726	--	0	25.637	--
THAILAND	66.171	332.614	402,66	39.050	214.364	448,95
SINGAPORE	3.827.648	5.110.834	33,52	1.354.351	2.030.729	49,94
PHILIPPINES	2.535.347	6.110.136	141,00	1.237.047	1.618.816	30,86
MALAYSIA	4.699.008	4.792.909	2,00	1.365.565	1.903.661	39,40
BRUNEI DARUSSALAM	18.530	9.401	-49,27	36.877	23.492	-36,30
VIET NAM	5.056	1.149.289	22.631,19	5.950	683.066	11.380,10
INDIA	449.803	171.210	-61,94	207.810	125.385	-39,66
PAKISTAN	0	20.000	--	0	6.290	--
SRI LANKA	218	0	-100,00	1.089	0	-100,00
SAUDI ARABIA	60.126	50.486	-16,03	63.654	40.634	-36,16
KUWAIT	0	14.056	--	0	21.049	--
OMAN	0	250	--	0	150	--
UNITED ARAB EMIRATES	12.012	20.268	68,73	16.658	24.574	47,52
QATAR	13.192	1.851	-85,97	18.027	3.485	-80,67
BAHRAIN	0	352	--	0	212	--
NIGERIA	0	821	--	0	156	--
AUSTRALIA	1.442	18.300	1.169,07	4.271	14.313	235,12
EAST TIMOR	0	95.626	--	0	95.668	--
UNITED STATES	63.282	333.246	426,60	88.624	492.885	456,15
CANADA	0	11	--	0	89	--
NETHERLANDS	15.001	13.990	-6,74	34.223	24.797	-27,54
FRANCE	1.610	0	-100,00	424	0	-100,00
BELGIUM	33.219	0	-100,00	127.650	0	-100,00
DENMARK	50	0	-100,00	50	0	-100,00
SWEDEN	0	17.399	--	0	12.160	--
BUAH-BUAHAN	53.967.543	56.665.613	5,00	30.775.274	32.113.643	4,35
JAPAN	82.117	60.062	-26,86	65.117	74.839	14,93
HONG KONG	2.805.468	1.328.450	-52,65	1.453.415	764.329	-47,41
KOREA, REPUBLIC OF	205.540	73.419	-64,28	182.216	108.855	-40,26
TAIWAN	7.421	22.539	203,72	4.578	68.452	1.395,24
CHINA	3.241.199	3.066.808	-5,38	1.688.656	1.631.136	-3,41
PAPUA NEW GUINEA	0	57	--	0	190	--
SINGAPORE	1.488.025	4.084.116	174,47	971.487	2.275.436	134,22
PHILIPPINES	34.000	0	-100,00	9.084	0	-100,00
MALAYSIA	2.002.780	1.796.020	-10,32	799.790	581.584	-27,28
BRUNEI DARUSSALAM	4.800	13.980	191,25	11.148	36.484	227,27

TABEL 5. PERKEMBANGAN EKSPOR INDONESIA MENURUT KOMODITI DAN NEGARA TUJUAN

JENIS BARANG	BERAT BERSIH (KG)		PERUB %	NILAI FOB (US \$)		PERUB %
	JAN-MAR 2007	JAN-MAR 2008		JAN-MAR 2007	JAN-MAR 2008	
(1)	(2)	(3)	(4)	(5)	(6)	(7)
NEPAL	3.075.924	4.002.237	30,11	1.150.564	1.864.156	62,02
VIET NAM	339.682	266.826	-21,45	220.361	205.164	-6,90
MALDIVES	0	27.600	--	0	34.622	--
INDIA	24.960.216	18.104.562	-27,47	13.018.697	9.018.751	-30,72
PAKISTAN	14.392.220	19.647.074	36,51	9.997.681	13.071.568	30,75
BANGLADESH	580.570	2.701.509	365,32	314.806	1.517.104	381,92
IRAN (ISLAMIC REPUBLIC OF)	0	264.494	--	0	108.246	--
SAUDI ARABIA	179.541	316.826	76,46	89.754	181.271	101,96
KUWAIT	22.104	25.690	16,22	14.973	17.028	13,72
OMAN	0	13.493	--	0	8.096	--
UNITED ARAB EMIRATES	415.161	688.699	65,89	301.422	349.699	16,02
QATAR	2.455	27.646	1.026,11	2.632	19.292	632,98
BAHRAIN	3.893	27.197	598,61	2.831	16.038	466,51
SOUTH AFRICA	16.200	0	-100,00	16.686	0	-100,00
AUSTRALIA	0	1.363	--	0	2.875	--
EAST TIMOR	0	6.122	--	0	6.520	--
UNITED STATES	33.211	20.853	-37,21	378.846	8.312	-97,81
SURINAME	65	0	-100,00	591	0	-100,00
NETHERLANDS	44.249	19.662	-55,57	50.151	52.723	5,13
FRANCE	21.839	27.354	25,25	25.133	56.153	123,42
GERMANY, FED. REP. OF	8.416	0	-100,00	4.208	0	-100,00
BELGIUM	440	0	-100,00	440	0	-100,00
SWITZERLAND	7	9.630	137.471,43	7	3.370	48.042,86
ITALY	0	900	--	0	450	--
RUSSIA FEDERATION	0	20.425	--	0	30.900	--
KULIT KERANG DAN LAIN-LAIN	1.898.119	1.772.613	-6,61	693.671	681.252	-1,79
JAPAN	90.198	229.337	154,26	56.640	92.176	62,74
HONG KONG	55.534	8.308	-85,04	15.892	2.908	-81,70
KOREA, REPUBLIC OF	89.175	20.430	-77,09	67.672	34.422	-49,13
CHINA	1.444.103	1.338.883	-7,29	349.779	361.740	3,42
THAILAND	950	35.306	3.616,42	13.220	38.368	190,23
SINGAPORE	8.905	0	-100,00	78.523	0	-100,00
PHILIPPINES	10.395	0	-100,00	1.039	0	-100,00
VIET NAM	129.250	83.567	-35,34	63.670	71.568	12,40
INDIA	4.905	16.346	233,25	2.462	2.492	1,22
AUSTRALIA	1.119	13.140	1.074,26	677	5.898	771,20
UNITED STATES	3.918	0	-100,00	4.863	0	-100,00
CANADA	0	950	--	0	220	--
MEXICO	0	126	--	0	390	--
UNITED KINGDOM	1.161	0	-100,00	2.401	0	-100,00
NETHERLANDS	311	25.000	7.938,59	132	8.500	6.339,39
ITALY	57.982	858	-98,52	36.517	61.030	67,13
SPAIN	213	362	69,95	184	1.540	736,96
TANAMAN OBAT	3.092.266	2.134.118	-30,99	2.363.630	2.478.640	4,87
JAPAN	23.314	26.527	13,78	105.679	102.050	-3,43
HONG KONG	291.389	98.706	-66,13	37.070	102.789	177,28
KOREA, REPUBLIC OF	24.490	4.319	-82,36	34.135	34.550	1,22
TAIWAN	341.952	626.687	83,27	264.716	219.871	-16,94
CHINA	18.534	84.983	358,52	58.803	37.298	-36,57
SINGAPORE	967.404	680.032	-29,71	800.280	694.130	-13,26
MALAYSIA	24.625	89.272	262,53	19.730	61.747	212,96
VIET NAM	20.083	43.712	117,66	2.811	21.346	659,37
INDIA	62.015	86.662	39,74	149.241	111.234	-25,47
PAKISTAN	13.000	0	-100,00	5.200	0	-100,00
SAUDI ARABIA	317.993	115.679	-63,62	331.458	330.325	-0,34
KUWAIT	0	58	--	0	2.320	--
JORDAN	0	894	--	0	979	--
UNITED ARAB EMIRATES	681.790	121.018	-82,25	175.387	97.207	-44,58
QATAR	0	4.321	--	0	6.120	--
EGYPT	20.649	0	-100,00	25.484	0	-100,00
LIBYAN ARAB JAMAHIRIYA	0	26.000	--	0	7.800	--
MOROCCO	2.176	2.000	-8,09	5.550	5.404	-2,63
SUDAN	15.000	36.000	140,00	1.950	10.540	440,51
GHANA	16.240	0	-100,00	16.240	0	-100,00
CAMEROON	42.000	0	-100,00	43.900	0	-100,00
BENIN	34.000	0	-100,00	6.800	0	-100,00
NIGER	36.000	0	-100,00	7.200	0	-100,00
CHAD	72.000	0	-100,00	18.100	0	-100,00
AUSTRALIA	0	33	--	0	168	--
UNITED STATES	175	1.683	861,71	350	5.059	1.345,43
CANADA	220	1.170	431,82	1.160	2.340	101,72
DOMINICAN REPUBLIC	0	140	--	0	98	--
UNITED KINGDOM	0	1.123	--	0	5.224	--
FRANCE	2.200	10.586	381,18	69.784	356.083	410,26
GERMANY, FED. REP. OF	26.189	38.000	45,10	51.586	76.239	47,79
BELGIUM	0	60	--	0	277	--

TABEL 5. PERKEMBANGAN EKSPOR INDONESIA MENURUT KOMODITI DAN NEGARA TUJUAN

JENIS BARANG	BERAT BERSIH (KG)		PERUB	NILAI FOB (US \$)		PERUB
	JAN-MAR 2007	JAN-MAR 2008	%	JAN-MAR 2007	JAN-MAR 2008	%
	(1)	(2)	(3)	(4)	(5)	(6)
SWITZERLAND	0	100	--	0	350	--
ITALY	14.064	0	-100,00	21.140	0	-100,00
SPAIN	7.000	0	-100,00	15.629	0	-100,00
YUGOSLAVIA	0	36	--	0	298	--
LATVIA	0	126	--	0	5.256	--
RUSSIA FEDERATION	17.764	34.191	92,47	94.247	181.538	92,62
-GANGGANG LAUT	20.695.113	20.172.502	-2,53	11.272.285	14.469.247	28,36
JAPAN	137.779	138.118	0,25	984.515	489.107	-50,32
HONG KONG	2.821.929	1.849.224	-34,47	734.818	618.715	-15,80
KOREA, REPUBLIC OF	1.471.809	1.868.784	26,97	847.842	1.515.625	78,76
TAIWAN	125.000	97.592	-21,93	51.401	24.388	-52,55
CHINA	6.105.118	6.451.865	5,68	2.829.251	3.831.248	35,42
THAILAND	113.073	107.111	-5,27	65.815	145.397	120,92
SINGAPORE	28.082	13.940	-50,36	190.774	746.805	291,46
PHILIPPINES	2.265.858	2.501.391	10,39	1.372.287	1.945.367	41,76
MALAYSIA	237.850	419.056	76,18	450.323	417.168	-7,36
VIET NAM	1.897.459	2.410.804	27,05	536.201	739.642	37,94
MOROCCO	129.000	0	-100,00	42.450	0	-100,00
TUNISIA	189.998	0	-100,00	73.200	0	-100,00
AUSTRALIA	82.000	62.747	-23,48	104.000	190.925	83,58
UNITED STATES	1.504.459	606.632	-59,68	908.378	346.378	-61,87
CANADA	0	48.000	--	0	19.200	--
MEXICO	20.000	40.000	100,00	10.000	20.000	100,00
CHILE	433.174	101.485	-76,57	188.376	365.538	94,05
ARGENTINA	91.000	139.500	53,30	54.280	81.575	50,29
BRAZIL	400.000	400.000	0,00	200.000	200.000	0,00
DOMINICAN REPUBLIC	20.000	20.000	0,00	10.000	10.000	0,00
UNITED KINGDOM	205.500	221.800	7,93	478.132	876.177	83,25
FRANCE	890.000	967.800	8,74	330.000	679.721	105,98
GERMANY, FED. REP. OF	105.000	94.000	-10,48	182.700	80.000	-56,21
BELGIUM	63.000	150.000	138,10	98.280	265.150	169,79
DENMARK	957.025	740.780	-22,60	391.462	288.468	-26,31
ITALY	0	10.000	--	0	40.300	--
SPAIN	380.000	669.678	76,23	123.100	336.057	173,00
LITHUANIA	21.000	21.000	0,00	14.700	102.900	600,00
RUSSIA FEDERATION	0	21.195	--	0	93.396	--
-LAINNYA	1.132.938	4.017.539	254,61	1.165.661	553.605	-52,51
JAPAN	10.096	1.763	-82,54	41.793	9.901	-76,31
HONG KONG	675	59.490	8.713,33	1.926	25.320	1.214,64
KOREA, REPUBLIC OF	17.969	30.020	67,07	2.225	7.485	236,40
TAIWAN	418.395	748.217	78,83	155.595	293.552	88,66
CHINA	229.653	212.547	-7,45	19.635	32.981	67,97
THAILAND	0	2.801.300	--	0	56.164	--
SINGAPORE	335.473	6.753	-97,99	696.766	23.667	-96,60
MALAYSIA	16.787	118.367	605,11	7.803	50.818	551,26
INDIA	12.500	0	-100,00	600	0	-100,00
SAUDI ARABIA	0	14.106	--	0	8.804	--
KUWAIT	0	66	--	0	15	--
UNITED ARAB EMIRATES	0	150	--	0	5.850	--
REUNION	0	2.902	--	0	3.105	--
SEYCHELLES	0	338	--	0	300	--
SOUTH AFRICA	0	33	--	0	6	--
AUSTRALIA	20.022	0	-100,00	16.670	0	-100,00
UNITED STATES	39.577	12.720	-67,86	119.419	17.083	-85,69
CANADA	2.957	202	-93,17	9.454	333	-96,48
VENEZUELA	699	0	-100,00	7.566	0	-100,00
ARGENTINA	19	0	-100,00	24	0	-100,00
UNITED KINGDOM	10.394	0	-100,00	37.995	0	-100,00
NETHERLANDS	7.300	1.818	-75,10	14.166	9.799	-30,83
FRANCE	4	1.858	46.350,00	12	3.241	26.908,33
GERMANY, FED. REP. OF	684	1.516	121,64	2.825	1.216	-56,96
ITALY	1.647	796	-51,67	12.870	1.155	-91,03
SPAIN	2.634	608	-76,92	12.396	768	-93,80
GREECE	0	1.925	--	0	2.027	--
HUNGARY	4.800	0	-100,00	4.580	0	-100,00
ROMANIA	653	0	-100,00	1.341	0	-100,00
CROATIA	0	44	--	0	15	--
-MUTIARA	365	293	-19,73	2.574.653	2.923.021	13,53
JAPAN	188	58	-69,15	1.650.062	601.403	-63,55
HONG KONG	10	26	160,00	117.689	310.332	163,69
THAILAND	5	3	-40,00	4.417	50	-98,87
SINGAPORE	15	0	-100,00	74.077	0	-100,00
INDIA	0	1	--	0	2.000	--
AUSTRALIA	147	205	39,46	728.408	2.009.236	175,84

TABEL 5. PERKEMBANGAN EKSPOR INDONESIA MENURUT KOMODITI DAN NEGARA TUJUAN

JENIS BARANG	BERAT BERSIH (KG)		PERUB	NILAI FOB (US \$)		PERUB
	JAN-MAR 2007	JAN-MAR 2008	%	JAN-MAR 2007	JAN-MAR 2008	%
	(1)	(2)	(3)	(4)	(5)	(6)
-LAINNYA	51.312.111	46.961.308	-8,48	33.824.665	28.373.754	-16,12
JAPAN	2.114.716	3.224.072	52,46	2.173.041	2.900.628	33,48
HONG KONG	934.078	161.962	-82,66	674.524	172.164	-74,48
KOREA, REPUBLIC OF	880.494	2.696.076	206,20	619.065	1.416.019	128,74
TAIWAN	1.179.747	1.168.745	-0,93	673.985	521.856	-22,57
CHINA	886.930	781.526	-11,88	766.030	577.696	-24,59
THAILAND	10.691.578	5.733.120	-46,38	399.767	716.199	79,15
SINGAPORE	12.818.259	8.632.060	-32,66	13.346.273	11.817.118	-11,46
PHILIPPINES	2.780.500	6.298.492	126,52	864.025	1.946.025	125,23
MALAYSIA	7.452.461	3.446.746	-53,75	5.448.589	1.772.505	-67,47
MYANMAR (FORM. BURMA)	36.000	180.000	400,00	22.398	181.378	709,80
BRUNEI DARUSSALAM	0	1.195	--	0	4.543	--
VIET NAM	487.301	7.216.642	1.380,94	365.489	1.156.597	216,45
MALDIVES	10.043	0	-100,00	5.311	0	-100,00
INDIA	1.806.609	245.092	-86,43	2.568.692	300.622	-88,30
PAKISTAN	6.077.390	5.149.408	-15,27	904.290	737.864	-18,40
BANGLADESH	114.500	0	-100,00	97.355	0	-100,00
SRI LANKA	233.855	24.772	-89,41	332.758	31.840	-90,43
IRAQ	110.880	0	-100,00	38.376	0	-100,00
SAUDI ARABIA	39.700	16.829	-57,61	30.875	60.906	97,27
ISRAEL	0	49	--	0	2.774	--
KUWAIT	27.859	36.573	31,28	10.772	10.230	-5,03
LEBANON	0	145	--	0	938	--
YEMEN	32	0	-100,00	1.597	0	-100,00
OMAN	10.000	0	-100,00	5.350	0	-100,00
TURKEY	782	175	-77,62	1.053	50	-95,25
UNITED ARAB EMIRATES	1.188	17.803	1.398,57	2.558	13.832	440,73
BAHRAIN	0	11	--	0	5	--
EGYPT	85.000	1.979	-97,67	51.680	18.914	-63,40
MOROCCO	0	15.436	--	0	19.141	--
TUNISIA	0	17.000	--	0	23.150	--
TANZANIA, UNITED REPUBLIC OF	72.000	0	-100,00	47.304	0	-100,00
REUNION	206	0	-100,00	333	0	-100,00
MOZAMBIQUE	36.000	0	-100,00	21.240	0	-100,00
GHANA	38.000	0	-100,00	22.040	0	-100,00
LIBERIA	72.000	0	-100,00	42.713	0	-100,00
GUINEA	105.000	0	-100,00	64.050	0	-100,00
NIGERIA	9.424	7.234	-23,24	24.675	10.000	-59,47
SENEGAL	13	0	-100,00	442	0	-100,00
SOUTH AFRICA	230.079	63	-99,97	118.347	9	-99,99
MAURITIUS	19	0	-100,00	85	0	-100,00
AUSTRALIA	17.980	16.663	-7,32	105.288	249.343	136,82
NEW ZEALAND	17.136	0	-100,00	10.985	0	-100,00
NEW CALEDONIA	26	59	126,92	147	330	124,49
SAMOA	105	0	-100,00	320	0	-100,00
TONGA	0	37	--	0	28	--
EAST TIMOR	1.805	9	-99,50	2.782	31	-98,89
UNITED STATES	180.980	294.487	62,72	507.662	613.444	20,84
CANADA	12.604	1.606	-87,26	127.728	28.308	-77,84
MEXICO	60	154	156,67	1.149	1.051	-8,53
SURINAME	58	0	-100,00	524	0	-100,00
VENEZUELA	19.000	0	-100,00	13.017	0	-100,00
ARGENTINA	1.349	803	-40,47	1.913	1.321	-30,95
BRAZIL	0	1.743	--	0	4.962	--
COLOMBIA	2.000	2.000	0,00	10.000	11.380	13,80
PERU	31	0	-100,00	168	0	-100,00
PUERTO RICO	0	38	--	0	129	--
COSTA RICA	18.014	0	-100,00	12.021	0	-100,00
GRENADA	1.000	0	-100,00	150	0	-100,00
MARTINIQUE	17.998	0	-100,00	12.438	0	-100,00
NETHERLANDS ANTILLES	0	2.550	--	0	9.494	--
UNITED KINGDOM	4.943	4.056	-17,94	19.680	16.957	-13,84
NETHERLANDS	308.024	245.854	-20,18	725.948	578.109	-20,36
FRANCE	29.575	68.053	130,10	32.607	138.577	324,99
GERMANY, FED. REP. OF	144.637	61.775	-57,29	183.217	88.381	-51,76
AUSTRIA	340	85	-75,00	1.857	155	-91,65
BELGIUM	160	134	-16,25	433	1.687	289,61
SWITZERLAND	249	95	-61,85	118	2.984	2.428,81
DENMARK	219.243	108.513	-50,51	1.118.318	782.798	-30,00
SWEDEN	1.099	47	-95,72	1.881	55	-97,08
FINLAND	2.000	0	-100,00	28.309	0	-100,00
ITALY	96.666	56.532	-41,52	203.363	380.479	87,09
SPAIN	102.150	6.206	-93,92	483.547	43.018	-91,10
PORTUGAL	19.000	100	-99,47	12.744	280	-97,80
GREECE	330	0	-100,00	5.189	0	-100,00
HUNGARY	30	55	83,33	1.073	1.559	45,29
POLAND	353	0	-100,00	344	0	-100,00
BULGARIA	23.712	0	-100,00	14.901	0	-100,00

TABEL 5. PERKEMBANGAN EKSPOR INDONESIA MENURUT KOMODITI DAN NEGARA TUJUAN

JENIS BARANG	BERAT BERSIH (KG)		PERUB	NILAI FOB (US \$)		PERUB
	JAN-MAR 2007	JAN-MAR 2008	%	JAN-MAR 2007	JAN-MAR 2008	%
	(1)	(2)	(3)	(4)	(5)	(6)
UKRAINE	0	10.000	--	0	18.500	--
LITHUANIA	292	0	-100,00	170	0	-100,00
LATVIA	28.821	15.999	-44,49	21.183	18.100	-14,55
ESTONIA	676.222	990.000	46,40	400.640	966.429	141,22
SLOVENIA	18.000	0	-100,00	11.700	0	-100,00
CZECH REPUBLIC	1.311	260	-80,17	5.121	2.205	-56,94
RUSSIA FEDERATION	2.165	190	-91,22	948	657	-30,70
-KAYU LAPIS	402.255.080	449.385.137	11,72	364.939.248	381.079.807	4,42
JAPAN	180.591.512	136.858.725	-24,22	177.271.269	115.695.090	-34,74
HONG KONG	4.436.761	4.830.993	8,89	3.548.059	3.534.003	-0,40
KOREA, REPUBLIC OF	29.894.925	35.057.749	17,27	22.709.924	26.196.841	15,35
TAIWAN	22.477.506	40.859.768	81,78	13.401.161	24.106.032	79,88
CHINA	23.664.073	34.126.765	44,21	14.557.473	21.116.433	45,06
THAILAND	273.262	3.494.473	1.178,80	300.079	2.442.727	714,03
SINGAPORE	4.013.889	6.878.696	71,37	2.896.711	5.113.715	76,54
PHILIPPINES	176.913	179.400	1,41	126.993	187.239	47,44
MALAYSIA	5.692.232	3.994.636	-29,82	4.622.198	2.547.059	-44,90
VIET NAM	344.864	551.743	59,99	235.596	370.476	57,25
INDIA	0	979.238	--	0	1.238.449	--
PAKISTAN	0	482	--	0	601	--
SRI LANKA	0	35.594	--	0	10.902	--
IRAN (ISLAMIC REPUBLIC OF)	25.245	0	-100,00	29.686	0	-100,00
SAUDI ARABIA	17.089.753	28.942.777	69,36	14.355.613	24.000.965	67,19
KUWAIT	3.298.839	3.469.940	5,19	3.299.650	3.680.078	11,53
JORDAN	4.317.577	8.413.591	94,87	3.376.905	7.262.950	115,08
LEBANON	0	1.073.655	--	0	885.129	--
YEMEN	606.600	0	-100,00	424.628	0	-100,00
OMAN	91.055	3.626.699	3.882,98	107.102	3.491.557	3.160,03
SYRIA ARAB REPUBLIC	531.659	636.080	19,64	368.163	615.032	67,05
TURKEY	2.895.644	9.189.522	217,36	1.907.522	8.924.005	367,83
UNITED ARAB EMIRATES	25.407.138	33.815.260	33,09	22.234.524	29.735.695	33,74
QATAR	3.392.549	3.229.612	-4,80	3.090.420	3.487.927	12,86
BAHRAIN	1.055.960	821.694	-22,19	834.021	723.028	-13,31
EGYPT	813.172	4.744.334	483,44	659.739	2.880.382	336,59
LIBYAN ARAB JAMAHIRIYA	0	644.374	--	0	451.931	--
ALGERIA	6.901.757	2.852.028	-58,68	5.525.138	2.043.070	-63,02
REUNION	0	27.400	--	0	31.014	--
ANGOLA	158.375	0	-100,00	102.141	0	-100,00
SOUTH AFRICA	21.111	237.171	1.023,45	28.686	217.436	657,99
AUSTRALIA	5.963.326	6.055.696	1,55	7.785.646	7.940.598	1,99
NEW ZEALAND	151.160	133.277	-11,83	158.753	133.780	-15,73
UNITED STATES	31.428.899	30.805.578	-1,98	31.489.849	27.943.185	-11,26
CANADA	1.286.637	776.797	-39,63	1.343.131	914.821	-31,89
MEXICO	1.047.481	2.314.532	120,96	1.019.277	2.052.964	101,41
NICARAGUA	66.707	34.410	-48,42	88.917	50.497	-43,21
JAMAICA	24.939	24.939	0,00	25.050	25.052	0,01
PUERTO RICO	48.836	48.395	-0,90	56.997	55.764	-2,16
BELIZE	0	14.694	--	0	14.576	--
COSTA RICA	22.693	0	-100,00	67.179	0	-100,00
FRENCH POLYNESIA	0	16.168	--	0	13.928	--
MARTINIQUE	0	119	--	0	379	--
NETHERLANDS ANTILLES	0	18.959	--	0	18.312	--
UNITED KINGDOM	4.126.068	6.918.771	67,68	4.346.769	7.350.956	69,11
NETHERLANDS	2.553.529	4.721.306	84,89	3.369.875	7.102.803	110,77
FRANCE	629.876	750.088	19,09	641.394	949.278	48,00
GERMANY, FED. REP. OF	8.493.168	11.003.382	29,56	10.102.993	17.262.383	70,86
BELGIUM	6.550.944	11.175.139	70,59	6.229.158	10.900.637	74,99
DENMARK	97.961	338.944	246,00	142.305	404.225	184,06
NORWAY	56.890	116.113	104,10	81.518	158.696	94,68
SWEDEN	143.080	270.455	89,02	148.056	270.179	82,48
FINLAND	10.029	19.789	97,32	11.018	47.343	329,69
IRELAND	0	68.372	--	0	106.897	--
ITALY	1.150.211	2.254.369	96,00	1.493.699	3.288.246	120,14
SPAIN	15.893	52.590	230,90	12.601	78.422	522,35
GREECE	21.816	314.476	1.341,49	23.199	604.146	2.504,19
POLAND	148.764	1.275.921	757,68	236.204	2.037.674	762,68
ROMANIA	0	65.694	--	0	125.692	--
BULGARIA	18.000	0	-100,00	25.891	0	-100,00
TURKMENISTAN	0	114.240	--	0	51.630	--
UKRAINE	25.802	54.260	110,29	26.368	85.019	222,43
GEORGIA	0	21.000	--	0	43.774	--
CROATIA	0	3.620	--	0	5.812	--
MALTA	0	9.645	--	0	12.661	--
CZECH REPUBLIC	0	21.000	--	0	39.712	--
-KAYU GERGAJIAN	94.307.738	14.427.947	-84,70	94.555.417	15.417.429	-83,69
JAPAN	23.852.650	3.462.654	-85,48	27.992.800	4.329.897	-84,53

TABEL 5. PERKEMBANGAN EKSPOR INDONESIA MENURUT KOMODITI DAN NEGARA TUJUAN

JENIS BARANG	BERAT BERSIH (KG)		PERUB	NILAI FOB (US \$)		PERUB
	JAN-MAR 2007	JAN-MAR 2008	%	JAN-MAR 2007	JAN-MAR 2008	%
	(1)	(2)	(3)	(4)	(5)	(6)
HONG KONG	322.081	426.947	32,56	246.411	251.802	2,19
KOREA, REPUBLIC OF	9.690.497	2.249.884	-76,78	8.147.547	1.657.543	-79,66
TAIWAN	15.273.524	223.003	-98,54	8.858.837	140.619	-98,41
CHINA	10.000.875	1.206.196	-87,94	4.747.890	822.663	-82,67
THAILAND	53.925	0	-100,00	56.877	0	-100,00
SINGAPORE	1.160.735	505.699	-56,43	914.671	298.282	-67,39
MALAYSIA	2.301.058	1.600.251	-30,46	1.587.750	1.044.443	-34,22
BRUNEI DARUSSALAM	0	2.186	--	0	2.889	--
VIET NAM	3.857.700	372.869	-90,33	1.734.268	194.569	-88,78
INDIA	8.680	0	-100,00	15.592	0	-100,00
SRI LANKA	0	35.436	--	0	31.573	--
SAUDI ARABIA	874.538	0	-100,00	772.976	0	-100,00
KUWAIT	726.042	0	-100,00	642.179	0	-100,00
JORDAN	686.201	0	-100,00	675.810	0	-100,00
TURKEY	21.700	0	-100,00	48.823	0	-100,00
UNITED ARAB EMIRATES	81.448	21.602	-73,48	82.181	10.801	-86,86
QATAR	62.370	0	-100,00	51.648	0	-100,00
EGYPT	488.290	0	-100,00	428.266	0	-100,00
ALGERIA	152.531	0	-100,00	148.530	0	-100,00
REUNION	9.537	0	-100,00	13.003	0	-100,00
SEYCHELLES	0	492	--	0	984	--
SOUTH AFRICA	728.907	79.200	-89,13	753.810	106.010	-85,94
MAURITIUS	17.564	0	-100,00	9.267	0	-100,00
AUSTRALIA	1.212.891	500.607	-58,73	1.307.061	837.300	-35,94
NEW ZEALAND	112.631	92.987	-17,44	64.713	40.368	-37,62
NEW CALEDONIA	9.194	490	-94,67	14.212	704	-95,05
UNITED STATES	2.210.819	1.045.481	-52,71	2.023.290	369.866	-81,72
CANADA	95.531	29	-99,97	101.716	42	-99,96
MEXICO	896	0	-100,00	861	0	-100,00
TRINIDAD AND TOBAGO	307.014	0	-100,00	131.172	0	-100,00
COSTA RICA	23.163	0	-100,00	64.221	0	-100,00
MARTINIQUE	0	3.098	--	0	3.100	--
NETHERLANDS ANTILLES	6.251	0	-100,00	10.197	0	-100,00
UNITED KINGDOM	750.298	224.650	-70,06	1.643.214	467.164	-71,57
NETHERLANDS	6.127.526	1.670.718	-72,73	9.131.459	3.758.721	-58,84
FRANCE	728.225	56.730	-92,21	1.121.282	77.455	-93,09
GERMANY, FED. REP. OF	7.646.843	95.499	-98,75	13.198.508	143.100	-98,92
BELGIUM	756.280	62.450	-91,74	1.147.568	114.324	-90,04
DENMARK	149.989	458	-99,69	304.527	1.069	-99,65
NORWAY	15.439	11.867	-23,14	28.559	13.275	-53,52
SWEDEN	20.588	0	-100,00	48.193	0	-100,00
FINLAND	57.071	119.631	109,62	73.413	119.542	62,83
IRELAND	0	2.874	--	0	10.000	--
ITALY	2.402.979	63.152	-97,37	4.115.200	182.548	-95,56
SPAIN	117.869	34.975	-70,33	166.066	38.150	-77,03
PORTUGAL	0	14.597	--	0	10.096	--
GREECE	151.237	0	-100,00	273.577	0	-100,00
POLAND	944.083	208.822	-77,88	1.522.722	311.378	-79,55
ROMANIA	32.824	0	-100,00	53.851	0	-100,00
AZERBAIJAN	2.190	0	-100,00	3.113	0	-100,00
UKRAINE	20.000	0	-100,00	38.997	0	-100,00
SLOVENIA	19.000	29.147	53,41	28.584	25.899	-9,39
RUSSIA FEDERATION	16.054	3.266	-79,66	10.005	1.253	-87,48
-KAYU OLAHAN LAIN	471.865.748	290.163.352	-38,51	370.853.479	328.972.432	-11,29
JAPAN	49.568.843	33.419.093	-32,58	40.798.093	43.040.537	5,50
HONG KONG	6.919.503	5.878.708	-15,04	5.081.732	6.123.327	20,50
KOREA, REPUBLIC OF	37.071.134	20.557.128	-44,55	18.295.984	17.598.797	-3,81
TAIWAN	25.238.636	19.861.967	-21,30	8.252.139	5.979.058	-27,55
CHINA	142.979.511	54.495.707	-61,89	27.029.606	24.259.151	-10,25
MACAU	37.215	309	-99,17	48.925	761	-98,44
PAPUA NEW GUINEA	103	0	-100,00	1.320	0	-100,00
THAILAND	808.669	298.526	-63,08	545.713	434.192	-20,44
SINGAPORE	7.569.372	4.222.191	-44,22	5.539.208	4.449.745	-19,67
PHILIPPINES	2.295.730	1.293.078	-43,67	464.944	516.589	11,11
MALAYSIA	6.473.446	3.722.881	-42,49	3.896.971	2.321.011	-40,44
CAMBODIA	330	2.323	603,94	4.400	5.250	19,32
BRUNEI DARUSSALAM	95.925	102.859	7,23	82.967	134.111	61,64
VIET NAM	7.459.612	6.037.869	-19,06	2.513.245	2.303.284	-8,35
MALDIVES	96.737	226.679	134,33	246.565	427.249	73,28
INDIA	1.855.477	1.677.494	-9,59	1.344.160	1.354.559	0,77
PAKISTAN	478.703	149.915	-68,68	323.099	175.227	-45,77
BANGLADESH	0	22.241	--	0	24.927	--
SRI LANKA	25.446	71.903	182,57	15.388	111.827	626,72
IRAQ	0	89.622	--	0	35.901	--
IRAN (ISLAMIC REPUBLIC OF)	194.755	332.385	70,67	185.576	252.612	36,12
SAUDI ARABIA	5.901.790	3.985.113	-32,48	1.721.372	1.328.386	-22,83
ISRAEL	0	95.878	--	0	180.699	--

TABEL 5. PERKEMBANGAN EKSPOR INDONESIA MENURUT KOMODITI DAN NEGARA TUJUAN

JENIS BARANG	BERAT BERSIH (KG)		PERUB	NILAI FOB (US \$)		PERUB
	JAN-MAR 2007	JAN-MAR 2008	%	JAN-MAR 2007	JAN-MAR 2008	%
	(1)	(2)	(3)	(4)	(5)	(6)
KUWAIT	1.196.235	427.644	-64,25	634.078	308.813	-51,30
JORDAN	149.745	73.268	-51,07	114.564	99.527	-13,13
LEBANON	39.076	68.248	74,65	46.809	114.566	144,75
YEMEN	498.398	18.000	-96,39	253.659	7.450	-97,06
OMAN	18	54.359	301.894,44	9	39.977	444.088,89
TURKEY	1.525.542	1.209.484	-20,72	1.990.167	1.744.661	-12,34
UNITED ARAB EMIRATES	4.626.652	2.607.808	-43,64	2.395.061	1.820.438	-23,99
QATAR	583.328	224.865	-61,45	226.256	374.054	65,32
BAHRAIN	222.509	160.456	-27,89	116.346	104.285	-10,37
CYPRUS	51.515	42.135	-18,21	87.446	71.582	-18,14
EGYPT	1.796.319	2.908.019	61,89	820.946	655.460	-20,16
LIBYAN ARAB JAMAHIRIYA	12.248	65.615	435,72	15.958	108.128	577,58
MOROCCO	24.220	50.333	107,82	30.467	72.711	138,65
TUNISIA	128.541	144.906	12,73	54.224	55.813	2,93
ALGERIA	0	498.702	--	0	437.875	--
SUDAN	0	17.993	--	0	60.762	--
ERITREA	374	0	-100,00	1.786	0	-100,00
NAMIBIA	248	78	-68,55	744	698	-6,18
ETHIOPIA	10.450	18.278	74,91	35.030	14.885	-57,51
TANZANIA, UNITED REPUBLIC OF	1.112	143	-87,14	13.630	68	-99,50
MADAGASCAR	94	3.882	4.029,79	82	6.807	8.201,22
SOMALIA	0	23.640	--	0	35.418	--
KENYA	1.835	0	-100,00	4.535	0	-100,00
REUNION	152.855	252.882	65,44	204.417	418.743	104,85
MOZAMBIQUE	4.306	5.561	29,15	1.427	2.959	107,36
TOGO	9.240	0	-100,00	17.160	0	-100,00
ANGOLA	0	3.408	--	0	3.952	--
NIGERIA	0	10	--	0	225	--
GABON	0	587	--	0	483	--
COTE D'IVOIRE	477	0	-100,00	495	0	-100,00
SENEGAL	6.865	20.610	200,22	2.734	21.375	681,82
U.S. VIRGIN ISLANDS	2.171	1.188	-45,28	3.875	1.845	-52,39
SEYCHELLES	23.523	47.332	101,22	80.961	120.093	48,33
SOUTH AFRICA	2.580.174	3.908.406	51,48	2.579.518	5.467.672	111,96
MAURITIUS	34.260	91.928	168,32	45.980	193.186	320,15
AUSTRALIA	35.655.659	22.829.179	-35,97	39.874.693	28.545.278	-28,41
NEW ZEALAND	4.562.052	1.467.107	-67,84	4.729.723	1.446.841	-69,41
GUAM	42.002	10.005	-76,18	62.248	29.827	-52,08
PALAU	0	61	--	0	378	--
NEW CALEDONIA	192.632	320.872	66,57	257.439	467.405	81,56
NORTHERN MARIANA ISLANDS	3.995	0	-100,00	16.617	0	-100,00
SAINT VINCENT AND THE GRENADIN	14.062	1.563	-88,88	10.029	3.048	-69,61
VANUATU	4.368	11.340	159,62	3.159	27.884	782,68
WALLIS AND FUTUNA ISLANDS	3.710	3.411	-8,06	7.080	5.593	-21,00
COOK ISLANDS	19.689	870	-95,58	56.179	10.989	-80,44
FIJI	17.156	25.830	50,56	24.408	57.221	134,44
SAMOA	0	828	--	0	1.656	--
SOLOMON ISLANDS	0	6.290	--	0	16.722	--
TONGA	371	0	-100,00	458	0	-100,00
EAST TIMOR	43.330	27.765	-35,92	74.556	38.917	-47,80
UNITED STATES	27.933.031	18.723.299	-32,97	59.009.747	43.023.635	-27,09
CANADA	2.087.395	1.425.788	-31,70	4.026.051	2.994.957	-25,61
MEXICO	569.911	388.761	-31,79	1.522.358	814.408	-46,50
HONDURAS	29.838	3.967	-86,70	22.799	2.247	-90,14
NICARAGUA	0	2.003	--	0	2.428	--
PANAMA	16.737	6.946	-58,50	33.780	29.320	-13,20
CHILE	92.093	101.633	10,36	182.508	242.917	33,10
VENEZUELA	20.360	7.689	-62,23	53.728	8.693	-83,82
ARGENTINA	50.920	37.134	-27,07	89.159	47.361	-46,88
BRAZIL	98.646	67.143	-31,94	191.390	331.732	73,33
COLOMBIA	69.651	18.799	-73,01	126.774	18.207	-85,64
URUGUAY	0	11.511	--	0	17.412	--
ECUADOR	0	298	--	0	692	--
PERU	0	3.298	--	0	5.545	--
TRINIDAD AND TOBAGO	253	9.586	3.688,93	535	32.665	6.005,61
BAHAMAS	15.372	9.151	-40,47	22.321	14.549	-34,82
JAMAICA	51.283	27.966	-45,47	116.592	93.469	-19,83
PUERTO RICO	3.400	40.759	1.098,79	9.125	112.596	1.133,93
BELIZE	9	0	-100,00	9	0	-100,00
DOMINICAN REPUBLIC	30.758	20.899	-32,05	58.350	32.983	-43,47
COSTA RICA	51.553	18.464	-64,18	38.523	34.042	-11,63
BARBADOS	3.016	2.658	-11,87	3.364	5.598	66,41
ANTIGUA AND BARBUDA	1.198	1.238	3,34	2.338	3.038	29,94
ANGUILLA	3.453	0	-100,00	14.371	0	-100,00
ARUBA	16.551	12.748	-22,98	25.081	22.775	-9,19
BERMUDA	10.783	15.431	43,10	18.795	44.988	139,36
CAYMAN ISLANDS	903	876	-2,99	393	182	-53,69
DOMINICA	1.053	0	-100,00	2.036	0	-100,00

TABEL 5. PERKEMBANGAN EKSPOR INDONESIA MENURUT KOMODITI DAN NEGARA TUJUAN

JENIS BARANG	BERAT BERSIH (KG)		PERUB	NILAI FOB (US \$)		PERUB
	JAN-MAR 2007	JAN-MAR 2008	%	JAN-MAR 2007	JAN-MAR 2008	%
	(1)	(2)	(3)	(4)	(5)	(6)
FRENCH GUIANA	6.753	5.453	-19,25	12.955	17.840	37,71
FRENCH POLYNESIA	111.585	95.082	-14,79	151.622	161.831	6,73
GRENADA	95	5.760	5.963,16	152	26.892	17.592,11
MARTINIQUE	9.237	41.245	346,52	20.086	93.780	366,89
NETHERLANDS ANTILLES	61.012	101.844	66,92	176.490	409.486	132,02
NORFOLK ISLANDS	0	2.081	--	0	4.992	--
SAINT LUCIA	447	11.993	2.583,00	821	31.979	3.795,13
TURKS AND CAICOS ISLANDS	187.872	135.314	-27,98	145.442	326.183	124,27
GUADELOUPE	18.817	24.665	31,08	180.085	40.679	-77,41
UNITED KINGDOM	12.077.934	11.130.392	-7,85	21.513.885	20.482.105	-4,80
NETHERLANDS	27.770.372	17.620.286	-36,55	34.779.504	23.551.243	-32,28
FRANCE	6.323.761	7.576.966	19,82	10.000.939	13.783.099	37,82
GERMANY, FED. REP. OF	13.301.483	11.854.058	-10,88	19.944.248	19.560.616	-1,92
AUSTRIA	39.405	49.519	25,67	140.244	150.439	7,27
BELGIUM	10.553.802	5.968.325	-43,45	11.899.749	8.347.734	-29,85
SWITZERLAND	143.855	42.663	-70,34	230.766	207.212	-10,21
LUXEMBOURG	45	90.255	200.466,67	101	71.391	70.584,16
DENMARK	1.985.694	2.031.592	2,31	2.802.168	3.929.852	40,24
NORWAY	1.522.639	1.409.647	-7,42	3.245.937	3.214.619	-0,96
SWEDEN	723.381	693.015	-4,20	1.383.135	1.725.204	24,73
FINLAND	1.065.787	562.406	-47,23	1.609.044	900.804	-44,02
IRELAND	873.139	882.377	1,06	1.938.526	1.757.050	-9,36
ITALY	4.834.630	5.347.746	10,61	8.718.973	11.635.031	33,44
SPAIN	2.817.115	3.164.795	12,34	5.055.158	6.378.973	26,19
PORTUGAL	885.229	803.865	-9,19	1.686.404	1.673.304	-0,78
ICELAND	26.199	150	-99,43	54.605	950	-98,26
GREECE	897.441	523.830	-41,63	1.097.005	961.600	-12,34
VATICAN CITY STATE (HOLY SEE)	1.461	0	-100,00	1.250	0	-100,00
HUNGARY	101.193	83.204	-17,78	292.175	165.913	-43,21
POLAND	3.447.486	2.609.939	-24,29	3.976.487	3.297.651	-17,07
ROMANIA	32.666	45.038	37,87	51.214	83.267	62,59
BULGARIA	100.023	127.075	27,05	260.771	237.322	-8,99
YUGOSLAVIA	13.483	59.295	339,78	17.958	76.449	325,71
AZERBAIJAN	18.751	25.597	36,51	17.160	39.528	130,35
KAZAKHSTAN	134.578	130.160	-3,28	194.250	225.090	15,88
MOLDOVA, REPUBLIC OF	0	15.592	--	0	15.763	--
UKRAINE	253.604	273.152	7,71	399.545	585.622	46,57
UZBEKISTAN	0	13.272	--	0	20.800	--
LITHUANIA	17.803	35.927	101,80	73.778	87.959	19,22
LATVIA	237.216	199.384	-15,95	301.951	228.225	-24,42
ESTONIA	44.274	230.108	419,74	50.821	318.690	527,08
CROATIA	128.667	195.866	52,24	264.319	424.728	60,69
BOSNIA AND HERZEGOVINA	0	1.169	--	0	5.382	--
MALTA	45.935	7.652	-83,34	65.590	22.354	-65,92
SLOVAKIA	6.652	24.867	273,83	18.606	28.550	53,45
SLOVENIA	31.801	108.028	239,70	95.405	202.323	112,07
CZECH REPUBLIC	103.014	150.552	46,15	383.800	448.083	16,75
REP. OF MACEDONIA	0	8.915	--	0	12.942	--
RUSSIA FEDERATION	438.952	486.413	10,81	743.868	990.994	33,22
-TIMAH	17.021.245	41.203.513	142,07	201.880.794	642.881.402	218,45
JAPAN	133.850	1.613.986	1.105,82	1.681.661	24.855.666	1.378,04
HONG KONG	60.312	624.870	936,06	553.853	9.418.703	1.600,58
KOREA, REPUBLIC OF	214.320	618.056	188,38	2.551.072	9.574.061	275,30
TAIWAN	40.000	367.302	818,26	473.200	5.793.842	1.124,40
CHINA	45.997	233.798	408,29	228.417	3.131.184	1.270,82
THAILAND	0	19.733	--	0	266.395	--
SINGAPORE	16.351.473	32.680.042	99,86	195.601.121	512.658.920	162,09
PHILIPPINES	0	33.226	--	0	658.519	--
MALAYSIA	40.005	4.415.311	10.936,90	596.113	69.330.950	11.530,50
VIET NAM	0	227.004	--	0	3.448.376	--
INDIA	0	328.441	--	0	3.568.283	--
BANGLADESH	67.550	0	-100,00	10.470	0	-100,00
AUSTRALIA	21.032	39.580	88,19	66.391	121.914	83,63
UNITED STATES	4.061	2.164	-46,71	10.035	54.589	443,99
FRANCE	413	0	-100,00	270	0	-100,00
GERMANY, FED. REP. OF	42.232	0	-100,00	108.191	0	-100,00
-ALUMINIUM	76.339.036	70.539.205	-7,60	229.942.821	212.899.872	-7,41
JAPAN	50.956.457	41.403.160	-18,75	140.614.870	106.915.768	-23,97
HONG KONG	172.212	389.295	126,06	832.478	1.074.605	29,09
KOREA, REPUBLIC OF	1.535.449	2.539.421	65,39	2.377.528	5.392.152	126,80
TAIWAN	363.911	943.634	159,30	1.284.873	3.599.438	180,14
CHINA	642.048	606.135	-5,59	2.626.270	2.169.592	-17,39
PAPUA NEW GUINEA	63.666	289.809	355,20	294.473	1.040.476	253,33
THAILAND	1.673.995	1.831.199	9,39	6.048.729	7.100.073	17,38
SINGAPORE	2.114.994	2.387.208	12,87	8.181.303	8.869.577	8,41
PHILIPPINES	2.350.994	2.444.845	3,99	7.549.310	8.298.044	9,92

TABEL 5. PERKEMBANGAN EKSPOR INDONESIA MENURUT KOMODITI DAN NEGARA TUJUAN

JENIS BARANG	BERAT BERSIH (KG)		PERUB	NILAI FOB (US \$)		PERUB
	JAN-MAR 2007	JAN-MAR 2008	%	JAN-MAR 2007	JAN-MAR 2008	%
	(1)	(2)	(3)	(4)	(5)	(6)
MALAYSIA	2.380.743	3.182.135	33,66	8.106.659	10.976.939	35,41
MYANMAR (FORM. BURMA)	106.432	33.463	-68,56	303.117	136.254	-55,05
BRUNEI DARUSSALAM	44.435	18.813	-57,66	157.166	143.576	-8,65
VIET NAM	553.174	359.056	-35,09	2.088.150	1.622.048	-22,32
MALDIVES	2.275	1.796	-21,05	2.460	3.430	39,43
INDIA	265.744	433.584	63,16	1.076.506	1.680.446	56,10
PAKISTAN	10.261	122.806	1.096,82	53.118	438.626	725,76
BANGLADESH	61.231	119.545	95,24	170.189	494.380	190,49
SRI LANKA	17.575	41.749	137,55	80.246	160.195	99,63
IRAQ	7.975	0	-100,00	47.909	0	-100,00
IRAN (ISLAMIC REPUBLIC OF)	0	8.832	--	0	20.369	--
SAUDI ARABIA	91.168	1.420.520	1.458,13	325.830	9.600.287	2.846,41
KUWAIT	0	5.190	--	0	3.600	--
YEMEN	0	1.513	--	0	5.828	--
TURKEY	24.053	49.122	104,22	97.808	203.116	107,67
UNITED ARAB EMIRATES	28.966	156.412	439,98	166.784	705.479	322,99
QATAR	177	0	-100,00	753	0	-100,00
BAHRAIN	0	157	--	0	6.215	--
CYPRUS	0	819	--	0	9.324	--
EGYPT	688.602	0	-100,00	2.427.759	0	-100,00
SUDAN	22.813	0	-100,00	114.323	0	-100,00
ETHIOPIA	0	292.161	--	0	991.444	--
MADAGASCAR	14.172	30.500	115,21	46.118	107.402	132,89
KENYA	0	7	--	0	248	--
REUNION	8.163	8.345	2,23	26.484	28.248	6,66
MOZAMBIQUE	0	90.653	--	0	417.965	--
GHANA	10.395	0	-100,00	55.347	0	-100,00
NIGERIA	4.132	134.125	3.146,01	2.449	462.356	18.779,38
COTE D'IVOIRE	0	83.520	--	0	413.280	--
BENIN	0	125	--	0	68	--
U.S. VIRGIN ISLANDS	20	0	-100,00	34	0	-100,00
UGANDA	149.100	0	-100,00	546.000	0	-100,00
SOUTH AFRICA	31.740	55.095	73,58	136.173	400.518	194,12
ZAMBIA	0	1.056	--	0	12.342	--
MALAWI	22.324	0	-100,00	125.456	0	-100,00
MAURITIUS	141.810	100.418	-29,19	438.071	346.354	-20,94
AUSTRALIA	1.368.590	2.836.786	107,28	5.138.758	9.756.265	89,86
NEW ZEALAND	152.054	711.322	367,81	557.771	2.318.972	315,76
GUAM	0	243	--	0	1.620	--
NEW CALEDONIA	97.664	119.261	22,11	307.704	427.562	38,95
VANUATU	2.140	834	-61,03	17.895	1.736	-90,30
COOK ISLANDS	0	65	--	0	188	--
FIJI	44.389	26.818	-39,58	148.773	65.551	-55,94
KIRIBATI	0	148	--	0	1.608	--
EAST TIMOR	15	49.815	332.000,00	42	48.938	116.419,05
UNITED STATES	8.667.552	5.398.238	-37,72	30.688.671	19.170.379	-37,53
CANADA	747.788	496.311	-33,63	3.100.326	1.811.150	-41,58
MEXICO	0	20.856	--	0	82.157	--
PANAMA	913	0	-100,00	9.716	0	-100,00
CHILE	11.144	2.793	-74,94	70.928	20.272	-71,42
VENEZUELA	0	421	--	0	128	--
ARGENTINA	71	0	-100,00	70	0	-100,00
BRAZIL	2.294	34.412	1.400,09	8.205	179.246	2.084,59
TRINIDAD AND TOBAGO	0	10	--	0	150	--
JAMAICA	1.357	0	-100,00	112	0	-100,00
PUERTO RICO	19.862	35.736	79,92	65.871	107.946	63,87
DOMINICAN REPUBLIC	1.606	1.043	-35,06	14.507	12.931	-10,86
HAITI	0	132.572	--	0	652.202	--
FRENCH POLYNESIA	1.256	70	-94,43	1.491	438	-70,62
NETHERLANDS ANTILLES	3	0	-100,00	125	0	-100,00
UNITED KINGDOM	297.729	189.232	-36,44	1.511.116	943.926	-37,53
NETHERLANDS	38.914	36.748	-5,57	219.925	273.844	24,52
FRANCE	122.833	78.105	-36,41	650.065	631.732	-2,82
GERMANY, FED. REP. OF	18.693	304.552	1.529,23	63.319	656.397	936,65
AUSTRIA	661	1.210	83,06	3.794	7.801	105,61
BELGIUM	68.566	25.894	-62,23	404.115	281.650	-30,30
SWITZERLAND	471	32	-93,21	936	286	-69,44
DENMARK	818	49.436	5.943,52	4.227	152.852	3.516,09
NORWAY	2.443	71.531	2.828,00	15.659	229.188	1.363,62
SWEDEN	11.094	13.221	19,17	40.205	67.374	67,58
IRELAND	104	0	-100,00	63	0	-100,00
ITALY	63.268	60.477	-4,41	314.976	337.780	7,24
SPAIN	24.081	36.455	51,38	93.628	116.374	24,29
PORTUGAL	653	47	-92,80	2.935	161	-94,51
GREECE	100	648	548,00	136	2.375	1.646,32
HUNGARY	2.160	0	-100,00	13.998	0	-100,00
POLAND	0	7.292	--	0	43.444	--
ROMANIA	276	16	-94,20	487	900	84,80

TABEL 5. PERKEMBANGAN EKSPOR INDONESIA MENURUT KOMODITI DAN NEGARA TUJUAN

JENIS BARANG	BERAT BERSIH (KG)		PERUB	NILAI FOB (US \$)		PERUB
	JAN-MAR 2007	JAN-MAR 2008	%	JAN-MAR 2007	JAN-MAR 2008	%
(1)	(2)	(3)	(4)	(5)	(6)	(7)
BULGARIA	4	2.106	52.550,00	2	12.217	610.750,00
YUGOSLAVIA	3.196	0	-100,00	49.333	0	-100,00
CROATIA	0	253	--	0	2.668	--
SLOVAKIA	3	0	-100,00	435	0	-100,00
SLOVENIA	0	8.812	--	0	45.241	--
CZECH REPUBLIC	48	199.161	414.818,75	165	584.161	353.936,97
RUSSIA FEDERATION	3.017	0	-100,00	17.594	0	-100,00
-NIKEL	18.355.982	35.767.036	94,85	356.100.568	534.035.815	49,97
JAPAN	14.526.030	28.455.478	95,89	319.428.153	485.643.375	52,04
HONG KONG	8.220	0	-100,00	21.577	0	-100,00
KOREA, REPUBLIC OF	2.305.057	9.080	-99,61	21.603.687	29.221	-99,86
TAIWAN	1.386.093	0	-100,00	12.881.992	0	-100,00
CHINA	5.908	7.398	25,22	27.384	37.031	35,23
SINGAPORE	14.140	217	-98,47	1.685.349	4.537	-99,73
PHILIPPINES	583	0	-100,00	10.504	0	-100,00
MALAYSIA	90	196	117,78	4.500	10.380	130,67
BANGLADESH	92	0	-100,00	5.520	0	-100,00
UNITED KINGDOM	0	567	--	0	7.111	--
NETHERLANDS	87.000	0	-100,00	374.545	0	-100,00
GERMANY, FED. REP. OF	22	0	-100,00	357	0	-100,00
BELGIUM	22.747	0	-100,00	57.000	0	-100,00
SWITZERLAND	0	7.294.100	--	0	48.304.160	--
-BESI/BAJA	500.471.031	540.338.031	7,97	533.356.920	802.704.359	50,50
JAPAN	24.938.793	29.561.811	18,54	49.008.648	47.284.673	-3,52
HONG KONG	4.926.111	374.677	-92,39	9.345.420	798.085	-91,46
KOREA, REPUBLIC OF	10.056.102	17.311.585	72,15	37.435.000	95.129.336	154,12
TAIWAN	3.339.177	4.500.289	34,77	14.226.953	23.556.970	65,58
CHINA	48.927.777	20.392.073	-58,32	17.229.628	14.363.282	-16,64
MACAU	48	0	-100,00	820	0	-100,00
PAPUA NEW GUINEA	3.837.507	419.367	-89,07	4.146.901	358.905	-91,35
THAILAND	4.188.683	15.862.356	278,70	7.705.539	26.207.796	240,12
SINGAPORE	109.223.578	138.615.381	26,91	111.803.870	159.877.342	43,00
PHILIPPINES	3.006.525	8.934.288	197,16	5.147.658	9.376.248	82,15
MALAYSIA	54.197.752	42.377.214	-21,81	40.356.758	34.812.741	-13,74
MYANMAR (FORM. BURMA)	177.705	77.506	-56,39	489.222	209.362	-57,21
CAMBODIA	0	543	--	0	22.500	--
BRUNEI DARUSSALAM	319.779	79.370	-75,18	103.964	175.291	68,61
NEPAL	0	57	--	0	315	--
VIET NAM	25.159.852	45.107.259	79,28	28.816.767	37.563.299	30,35
MALDIVES	25.850	47.779	84,83	24.993	107.462	329,97
INDIA	19.524.037	8.681.930	-55,53	26.531.851	6.659.100	-74,90
PAKISTAN	3.015.609	1.564.149	-48,13	2.581.336	1.331.778	-48,41
BANGLADESH	1.825.542	658.164	-63,95	1.552.478	1.106.281	-28,74
SRI LANKA	1.431.561	3.423.825	139,17	1.022.232	2.906.580	184,34
IRAN (ISLAMIC REPUBLIC OF)	18.246.497	8.935.012	-51,03	9.071.371	14.015.606	54,50
SAUDI ARABIA	8.577.862	2.218.427	-74,14	7.270.320	3.451.613	-52,52
ISRAEL	0	1.080	--	0	6.875	--
KUWAIT	34.325	3.036.243	8.745,57	45.072	6.046.130	13.314,38
JORDAN	0	6.660	--	0	23.600	--
LEBANON	21.865	22.485	2,84	62.266	76.650	23,10
YEMEN	1.941.326	1.106.755	-42,99	5.544.948	2.380.332	-57,07
OMAN	77.746	20.655	-73,43	223.563	63.138	-71,76
TURKEY	690.948	320.743	-53,58	696.558	810.220	16,32
UNITED ARAB EMIRATES	19.931.473	38.837.021	94,85	15.508.538	33.533.638	116,23
QATAR	5.857.109	1.122.671	-80,83	16.978.577	4.225.264	-75,11
BAHRAIN	0	627.760	--	0	1.663.686	--
CYPRUS	1.668	43	-97,42	1.313	202	-84,62
EGYPT	2.802.726	899.075	-67,92	5.222.903	509.916	-90,24
LIBYAN ARAB JAMAHIRIYA	84.586	0	-100,00	135.022	0	-100,00
TUNISIA	1.353	2.040.887	150.741,61	5.044	2.880.212	57.001,74
ALGERIA	1.643.540	221.087	-86,55	2.334.086	489.439	-79,03
SUDAN	835	10.419	1.147,78	6.367	34.933	448,66
TANZANIA, UNITED REPUBLIC OF	0	65	--	0	31	--
MADAGASCAR	986.104	365.031	-62,98	870.645	337.974	-61,18
KENYA	47.824	44.907	-6,10	43.678	106.427	143,66
REUNION	5.158	9.860	91,16	4.938	14.706	197,81
GHANA	447.662	0	-100,00	925.628	0	-100,00
ANGOLA	333.234	577.212	73,22	504.215	1.004.419	99,20
CONGO	460.040	0	-100,00	977.275	0	-100,00
CAMEROON	16.492	16.824	2,01	31.620	33.538	6,07
NIGERIA	3.049.350	113.129	-96,29	1.396.135	194.007	-86,10
GABON	0	269	--	0	222	--
COTE D'IVOIRE	17.704	8.760	-50,52	14.639	11.388	-22,21
SENEGAL	384	281	-26,82	153	353	130,72
MAURITANIA	0	110.650	--	0	287.846	--
BENIN	20.281	31.818	56,89	24.389	20.934	-14,17

TABEL 5. PERKEMBANGAN EKSPOR INDONESIA MENURUT KOMODITI DAN NEGARA TUJUAN

JENIS BARANG	BERAT BERSIH (KG)		PERUB	NILAI FOB (US \$)		PERUB
	JAN-MAR 2007	JAN-MAR 2008	%	JAN-MAR 2007	JAN-MAR 2008	%
	(1)	(2)	(3)	(4)	(5)	(6)
SEYCHELLES	237	155.472	65.500,00	278	147.489	52.953,60
DJIBOUTI	0	536.464	--	0	584.611	--
SAINT HELENA	86	0	-100,00	548	0	-100,00
SOUTH AFRICA	538.454	1.247.675	131,71	502.702	1.645.735	227,38
ZIMBABWE	0	5.074	--	0	10.258	--
ZAMBIA	0	77.441	--	0	173.712	--
MAURITIUS	1.322.224	1.371.850	3,75	1.735.421	2.210.843	27,40
AUSTRALIA	29.615.702	34.778.333	17,43	20.508.024	28.076.449	36,90
NEW ZEALAND	1.941.344	973.146	-49,87	1.359.560	1.030.086	-24,23
GUAM	25.521	9.736	-61,85	8.379	4.576	-45,39
NEW CALEDONIA	3.549	11.295	218,26	3.536	26.308	644,00
NORTHERN MARIANA ISLANDS	19	0	-100,00	71	0	-100,00
SAINT VINCENT AND THE GRENADIN	103	43	-58,25	200	43	-78,50
VANUATU	552	29.631	5.267,93	428	50.614	11.725,70
WALLIS AND FUTUNA ISLANDS	864	224	-74,07	1.322	367	-72,24
COOK ISLANDS	47	3.272	6.861,70	678	21.121	3.015,19
FIJI	156.650	40.006	-74,46	206.875	54.360	-73,72
SAMOA	1.501	0	-100,00	4.551	0	-100,00
SOLOMON ISLANDS	0	4.943	--	0	13.714	--
EAST TIMOR	8.596	1.389.256	16.061,66	7.579	1.488.274	19.536,81
UNITED STATES	9.294.359	13.735.447	47,78	19.307.731	34.200.873	77,14
CANADA	457.326	437.386	-4,36	1.613.755	2.113.807	30,99
MEXICO	128.813	263.586	104,63	325.661	608.032	86,71
GUATEMALA	19.734	22.897	16,03	20.915	59.266	183,37
NICARAGUA	0	794	--	0	962	--
PANAMA	3.718	0	-100,00	2.400	0	-100,00
SURINAME	0	8.904	--	0	14.800	--
CHILE	1.010	150.219	14.773,17	2.507	237.592	9.377,14
VENEZUELA	44.095	1.848	-95,81	104.422	93.826	-10,15
ARGENTINA	114.757	55.748	-51,42	528.635	322.209	-39,05
BRAZIL	134.297	574.193	327,55	407.175	1.784.009	338,14
COLOMBIA	20.560	20.145	-2,02	47.235	45.966	-2,69
BOLIVIA	2.500	0	-100,00	30.788	0	-100,00
URUGUAY	42.447	0	-100,00	183.310	0	-100,00
ECUADOR	0	114.809	--	0	373.322	--
PERU	48.685	186.555	283,19	140.230	394.619	181,41
TRINIDAD AND TOBAGO	0	25	--	0	698	--
JAMAICA	152	0	-100,00	35	0	-100,00
PUERTO RICO	0	125	--	0	464	--
DOMINICAN REPUBLIC	0	173	--	0	250	--
COSTA RICA	2.705	11	-99,59	1.561	45	-97,12
ANGUILLA	285	0	-100,00	1.188	0	-100,00
BERMUDA	1	2	100,00	2	60	2.900,00
FRENCH GUIANA	732	1.162	58,74	1.429	3.988	179,08
FRENCH POLYNESIA	5.311	1.826.338	34.287,84	8.985	1.511.216	16.719,32
MARTINIQUE	352	325	-7,67	931	1.120	20,30
NETHERLANDS ANTILLES	139	1.664	1.097,12	734	5.401	635,83
TURKS AND CAICOS ISLANDS	0	128	--	0	212	--
GUADELOUPE	127	1.109	773,23	321	1.491	364,49
UNITED KINGDOM	10.690.986	11.125.988	4,07	6.551.058	8.060.533	23,04
NETHERLANDS	20.873.432	23.439.087	12,29	13.969.658	19.783.841	41,62
FRANCE	1.026.859	126.537	-87,68	3.309.651	653.397	-80,26
GERMANY, FED. REP. OF	14.661.924	19.232.922	31,18	11.312.932	15.917.966	40,71
AUSTRIA	153	713	366,01	674	1.785	164,84
BELGIUM	12.867.913	661.921	-94,86	9.683.957	1.408.652	-85,45
SWITZERLAND	38.293	21.695.837	56.557,45	70.294	135.536.373	192.713,57
DENMARK	4.701.647	4.938.704	5,04	2.898.639	3.075.908	6,12
NORWAY	5.047	6.876	36,24	60.158	16.288	-72,92
SWEDEN	17.755	76.974	333,53	97.735	200.443	105,09
FINLAND	41.787	7.839	-81,24	160.949	59.577	-62,98
IRELAND	2.858	88	-96,92	4.325	189	-95,63
ITALY	2.319.479	1.151.302	-50,36	7.360.171	3.560.391	-51,63
SPAIN	168.765	72.285	-57,17	449.002	325.207	-27,57
PORTUGAL	524	103.335	19.620,42	1.443	103.888	7.099,45
GREECE	66.452	14.071	-78,83	287.339	27.124	-90,56
VATICAN CITY STATE (HOLY SEE)	152	0	-100,00	130	0	-100,00
ANDORRA	146.863	0	-100,00	522.340	0	-100,00
HUNGARY	387	982	153,75	1.366	1.415	3,59
POLAND	2.214	43.731	1.875,20	24.124	102.781	326,05
ROMANIA	256	366	42,97	365	1.799	392,88
BULGARIA	264	3.474	1.215,91	1.523	3.762	147,01
YUGOSLAVIA	261	0	-100,00	409	0	-100,00
AZERBAIJAN	820.790	0	-100,00	1.363.757	0	-100,00
UKRAINE	221	15.542	6.932,58	271	28.271	10.332,10
LITHUANIA	335	0	-100,00	2.115	0	-100,00
ESTONIA	18.620	149.059	700,53	50.926	314.160	516,90
CROATIA	253	8.598	3.298,42	408	25.623	6.180,15
BOSNIA AND HERZEGOVINA	0	170	--	0	798	--

TABEL 5. PERKEMBANGAN EKSPOR INDONESIA MENURUT KOMODITI DAN NEGARA TUJUAN

JENIS BARANG	BERAT BERSIH (KG)		PERUB	NILAI FOB (US \$)		PERUB
	JAN-MAR 2007	JAN-MAR 2008	%	JAN-MAR 2007	JAN-MAR 2008	%
	(1)	(2)	(3)	(4)	(5)	(6)
MALTA	4.554.553	962	-99,98	2.475.301	3.249	-99,87
SLOVAKIA	102	72	-29,41	2.800	2.058	-26,50
SLOVENIA	1.510	5.287	250,13	2.308	20.009	766,94
CZECH REPUBLIC	5.739	408	-92,89	34.103	2.388	-93,00
RUSSIA FEDERATION	77.003	721.995	837,62	157.286	2.083.051	1.224,37
-TEMBAGA	75.176.545	71.333.316	-5,11	463.699.090	582.788.029	25,68
JAPAN	10.201.445	868.126	-91,49	89.537.173	39.269.003	-56,14
HONG KONG	2.956.138	2.220.877	-24,87	15.912.091	15.359.569	-3,47
KOREA, REPUBLIC OF	988.124	1.716.435	73,71	26.298.023	69.191.734	163,11
TAIWAN	6.672.772	5.692.625	-14,69	37.220.844	38.815.159	4,28
CHINA	14.474.969	17.542.873	21,19	57.431.826	82.669.935	43,94
THAILAND	12.504.145	14.776.693	18,17	74.384.985	107.703.327	44,79
SINGAPORE	3.910.501	5.697.588	45,70	21.499.099	69.922.219	225,23
PHILIPPINES	4.303.949	4.110.253	-4,50	28.446.469	31.358.816	10,24
MALAYSIA	16.569.838	14.627.568	-11,72	97.395.094	107.029.284	9,89
MYANMAR (FORM. BURMA)	1.794	0	-100,00	14.062	0	-100,00
BRUNEI DARUSSALAM	1.140	0	-100,00	566	0	-100,00
VIET NAM	1.936.619	1.941.955	0,28	11.709.348	15.129.402	29,21
MALDIVES	0	77	--	0	657	--
INDIA	79.856	179.721	125,06	575.283	1.435.343	149,50
PAKISTAN	0	96.542	--	0	653.900	--
SRI LANKA	1	0	-100,00	171	0	-100,00
IRAN (ISLAMIC REPUBLIC OF)	1.524	0	-100,00	21.810	0	-100,00
TURKEY	432	0	-100,00	345	0	-100,00
UNITED ARAB EMIRATES	703	200	-71,55	3.138	6.975	122,28
QATAR	0	3.021	--	0	2.275	--
MADAGASCAR	125.000	350.000	180,00	62.500	177.500	184,00
KENYA	0	5.984	--	0	27.882	--
REUNION	105	0	-100,00	334	0	-100,00
SOUTH AFRICA	689	1.091	58,35	753	924	22,71
VIRGIN ISLANDS (BRITISH)	0	741	--	0	1.410	--
AUSTRALIA	32.799	5.337	-83,73	56.389	16.769	-70,26
NEW ZEALAND	0	199.998	--	0	178.941	--
NEW CALEDONIA	0	53	--	0	150	--
VANUATU	0	272	--	0	512	--
FIJI	257	2.360	818,29	1.583	10.650	572,77
EAST TIMOR	0	8.896	--	0	1.592	--
UNITED STATES	212.577	1.182.031	456,05	2.049.301	3.226.220	57,43
CANADA	33.823	26.827	-20,68	303.727	255.754	-15,79
VENEZUELA	4	20	400,00	119	174	46,22
BRAZIL	13.010	1.324	-89,82	71.495	7.439	-89,60
PERU	0	13	--	0	100	--
BAHAMAS	140	0	-100,00	3.475	0	-100,00
ANTIGUA AND BARBUDA	33	0	-100,00	1.591	0	-100,00
UNITED KINGDOM	93.151	10.853	-88,35	229.709	44.072	-80,81
NETHERLANDS	1.361	5.431	299,04	14.880	38.634	159,64
FRANCE	1.756	397	-77,39	6.603	1.298	-80,34
GERMANY, FED. REP. OF	25.721	1.322	-94,86	123.851	9.382	-92,42
AUSTRIA	0	13	--	0	382	--
BELGIUM	4.413	46.761	959,62	124.158	221.618	78,50
SWITZERLAND	225	0	-100,00	231	0	-100,00
DENMARK	923	0	-100,00	7.310	0	-100,00
SWEDEN	19.009	2.925	-84,61	168.860	2.464	-98,54
FINLAND	10	0	-100,00	8	0	-100,00
ITALY	3.860	691	-82,10	2.948	1.413	-52,07
SPAIN	2.270	3.444	51,72	11.502	6.370	-44,62
PORTUGAL	760	0	-100,00	1.713	0	-100,00
GREECE	526	1.944	269,58	2.006	6.055	201,84
POLAND	102	0	-100,00	30	0	-100,00
ROMANIA	0	1	--	0	25	--
SLOVAKIA	71	33	-53,52	3.687	2.701	-26,74
-SENG	1.247.500	1.117.771	-10,40	2.489.942	1.855.542	-25,48
JAPAN	529.488	715.669	35,16	1.104.316	1.222.705	10,72
TAIWAN	84.659	23.166	-72,64	58.630	5.940	-89,87
CHINA	130.639	70.384	-46,12	121.996	142.058	16,44
PAPUA NEW GUINEA	0	172	--	0	165	--
THAILAND	80.000	38.031	-52,46	222.057	52.575	-76,32
SINGAPORE	149.667	45.765	-69,42	335.756	81.317	-75,78
PHILIPPINES	31.720	27.684	-12,72	47.234	41.913	-11,27
MALAYSIA	12.330	0	-100,00	36.748	0	-100,00
BRUNEI DARUSSALAM	1.025	0	-100,00	3.376	0	-100,00
VIET NAM	94.323	232	-99,75	337.793	1.494	-99,56
INDIA	69.939	45.310	-35,21	132.884	86.089	-35,21
SRI LANKA	35.860	0	-100,00	58.009	0	-100,00
KENYA	0	8.000	--	0	13.216	--
GHANA	0	279	--	0	833	--

TABEL 5. PERKEMBANGAN EKSPOR INDONESIA MENURUT KOMODITI DAN NEGARA TUJUAN

JENIS BARANG	BERAT BERSIH (KG)		PERUB	NILAI FOB (US \$)		PERUB
	JAN-MAR 2007	JAN-MAR 2008	%	JAN-MAR 2007	JAN-MAR 2008	%
	(1)	(2)	(3)	(4)	(5)	(6)
NIGERIA	20.000	20.000	0,00	20.000	20.000	0,00
GAMBIA	619	0	-100,00	435	0	-100,00
AUSTRALIA	4.057	0	-100,00	8.304	0	-100,00
AMERICAN SAMOA	0	2.021	--	0	2.721	--
EAST TIMOR	330	118.571	35.830,61	294	182.365	61.928,91
UNITED STATES	0	18	--	0	100	--
JAMAICA	2.677	0	-100,00	220	0	-100,00
UNITED KINGDOM	9	9	0,00	1.400	91	-93,50
NETHERLANDS	0	29	--	0	1.572	--
FRANCE	158	1	-99,37	490	2	-99,59
SWEDEN	0	2.430	--	0	386	--
-LOGAM TIDAK MULIA LAIN	15.478.563	151.890.754	881,30	43.358.188	58.276.694	34,41
JAPAN	1.897.516	1.803.368	-4,96	7.743.350	7.418.561	-4,19
HONG KONG	407.481	499.923	22,69	1.135.788	1.365.073	20,19
KOREA, REPUBLIC OF	58.051	65.008.835	111.885,73	162.053	4.892.104	2.918,83
TAIWAN	37.073	81.206	119,04	164.861	203.166	23,23
CHINA	244.457	291.891	19,40	480.650	506.109	5,30
PAPUA NEW GUINEA	267.786	119.923	-55,22	643.971	332.565	-48,36
THAILAND	644.395	762.784	18,37	3.855.325	5.507.349	42,85
SINGAPORE	5.646.122	5.961.798	5,59	7.954.106	8.720.216	9,63
PHILIPPINES	345.636	1.046.780	202,86	560.320	1.512.452	169,93
MALAYSIA	758.349	1.062.111	40,06	2.552.129	4.174.735	63,58
MYANMAR (FORM. BURMA)	15.178	0	-100,00	37.849	0	-100,00
CAMBODIA	61	4.358	7.044,26	869	7.059	712,31
BRUNEI DARUSSALAM	20.733	430	-97,93	36.468	32.290	-11,46
LAO PEOPLE'S DEMOCRATIC REPUB	0	1.350	--	0	51.478	--
VIET NAM	325.044	404.343	24,40	1.508.790	1.922.014	27,39
MALDIVES	1.324	10.325	679,83	2.130	35.432	1.563,47
INDIA	240.707	69.532.980	28.786,98	573.121	2.462.551	329,67
PAKISTAN	12.775	53.130	315,89	103.575	200.178	93,27
BANGLADESH	1.513	0	-100,00	5.623	0	-100,00
SRI LANKA	11.708	24.510	109,34	38.030	44.903	18,07
IRAN (ISLAMIC REPUBLIC OF)	16	68.948	430.825,00	402	146.957	36.456,47
SAUDI ARABIA	368.549	32.719	-91,12	397.584	63.994	-83,90
ISRAEL	0	18.436	--	0	20.462	--
KUWAIT	27.243	19.005	-30,24	42.202	25.832	-38,79
JORDAN	0	13.206	--	0	38.517	--
LEBANON	118	18.218	15.338,98	29	193.067	665.648,28
YEMEN	520	0	-100,00	300	0	-100,00
OMAN	40.544	6.136	-84,87	53.559	22.113	-58,71
SYRIA ARAB REPUBLIC	9.190	39.999	335,24	299.149	42.660	-85,74
TURKEY	1.140	32.160	2.721,05	4.153	151.158	3.539,73
UNITED ARAB EMIRATES	326.337	593.555	81,88	428.721	827.834	93,09
QATAR	32.236	31.181	-3,27	49.507	112.452	127,14
BAHRAIN	278	197	-29,14	654	280	-57,19
CYPRUS	86	51.384	59.648,84	197	59.255	29.978,68
EGYPT	63.050	29.265	-53,58	94.888	51.961	-45,24
LIBYAN ARAB JAMAHIRIYA	0	19.997	--	0	26.390	--
MOROCCO	0	14.709	--	0	17.052	--
TUNISIA	1.496	0	-100,00	37.293	0	-100,00
ALGERIA	20.000	288	-98,56	20.020	8.065	-59,72
ETHIOPIA	0	49.439	--	0	51.978	--
TANZANIA, UNITED REPUBLIC OF	15.757	32	-99,80	44.830	7.710	-82,80
MADAGASCAR	3.985	6.342	59,15	2.194	3.794	72,93
KENYA	26.593	40.089	50,75	75.895	165.130	117,58
REUNION	1.367	2.290	67,52	730	4.040	453,42
MOZAMBIQUE	0	194	--	0	485	--
LIBERIA	798	17.722	2.120,80	11.160	67.470	504,57
ANGOLA	10.560	0	-100,00	1.155	0	-100,00
NIGERIA	116.315	343.093	194,97	305.231	732.779	140,07
SIERRA LEONE	0	4.129	--	0	21.501	--
BENIN	15.976	57.534	260,13	3.600	42.080	1.068,89
BURKINA FASO	0	23	--	0	50	--
SEYHELLES	0	1.470	--	0	3.451	--
UGANDA	0	30.360	--	0	85.620	--
SAO TOME AND PRINCIPE	0	2.716	--	0	2.700	--
SOUTH AFRICA	150.432	74.696	-50,35	276.263	156.509	-43,35
MAURITIUS	5.183	8.587	65,68	28.429	41.626	46,42
AUSTRALIA	579.534	489.077	-15,61	2.668.019	2.888.539	8,27
NEW ZEALAND	55.963	47.176	-15,70	135.151	130.262	-3,62
GUAM	549	105	-80,87	2.719	652	-76,02
NEW CALEDONIA	16.858	41.158	144,15	56.510	147.430	160,89
SAINT VINCENT AND THE GRENADIN	0	2.331	--	0	12.373	--
VANUATU	3	49	1.533,33	127	28	-77,95
AMERICAN SAMOA	525	0	-100,00	192	0	-100,00
COOK ISLANDS	1.013	0	-100,00	805	0	-100,00
FIJI	8.251	3.778	-54,21	53.764	39.869	-25,84

TABEL 5. PERKEMBANGAN EKSPOR INDONESIA MENURUT KOMODITI DAN NEGARA TUJUAN

JENIS BARANG	BERAT BERSIH (KG)		PERUB	NILAI FOB (US \$)		PERUB
	JAN-MAR 2007	JAN-MAR 2008	%	JAN-MAR 2007	JAN-MAR 2008	%
	(1)	(2)	(3)	(4)	(5)	(6)
SAMOA	978	0	-100,00	5.568	0	-100,00
TONGA	0	928	--	0	703	--
EAST TIMOR	3.611	110.844	2.969,62	6.887	85.595	1.142,85
UNITED STATES	534.945	667.346	24,75	4.115.520	5.175.773	25,76
CANADA	78.722	89.352	13,50	688.515	761.244	10,56
MEXICO	2.487	9.814	294,61	18.316	57.539	214,15
PANAMA	15.978	0	-100,00	64.199	0	-100,00
SURINAME	121	143	18,18	703	1.360	93,46
CHILE	11.273	5.450	-51,65	67.260	62.748	-6,71
VENEZUELA	10.889	4.415	-59,45	25.591	14.061	-45,05
ARGENTINA	7.424	11.156	50,27	60.930	155.976	155,99
BRAZIL	1.231	12.302	899,35	2.269	100.158	4.314,19
COLOMBIA	45	110	144,44	5.904	7.782	31,81
BAHAMAS	0	712	--	0	1.206	--
JAMAICA	589	400	-32,09	135	570	322,22
PUERTO RICO	0	301	--	0	2.080	--
BELIZE	7	0	-100,00	10	0	-100,00
DOMINICAN REPUBLIC	92	223	142,39	188	490	160,64
EL SALVADOR	1.463	0	-100,00	6.272	0	-100,00
COSTA RICA	2.164	3.749	73,24	1.903	9.892	419,81
ANTIGUA AND BARBUDA	467	273	-41,54	3.786	662	-82,51
ARUBA	0	1.095	--	0	1.819	--
BERMUDA	65	273	320,00	583	2.033	248,71
CAYMAN ISLANDS	0	28	--	0	45	--
FRENCH GUIANA	376	229	-39,10	723	793	9,68
FRENCH POLYNESIA	2.682	6.289	134,49	3.267	10.349	216,77
MARTINIQUE	2	4.961	247.950,00	38	7.228	18.921,05
NETHERLANDS ANTILLES	547	443	-19,01	18.860	3.529	-81,29
SAINT LUCIA	4.352	0	-100,00	7.436	0	-100,00
GUADELOUPE	144	32	-77,78	278	74	-73,38
SAINT KITTS AND NEVIS	27	0	-100,00	377	0	-100,00
UNITED KINGDOM	692.368	501.226	-27,61	1.528.035	1.162.844	-23,90
NETHERLANDS	103.299	110.140	6,62	865.694	672.868	-22,27
FRANCE	266.221	100.218	-62,36	524.106	297.276	-43,28
GERMANY, FED. REP. OF	180.390	640.561	255,10	1.206.634	1.957.955	62,27
AUSTRIA	2.342	7.644	226,39	16.720	91.772	448,88
BELGIUM	38.935	107.964	177,29	114.472	234.710	105,04
SWITZERLAND	3.853	6.710	74,15	51.008	111.312	118,22
LUXEMBOURG	0	2.100	--	0	6.216	--
DENMARK	19.709	2.401	-87,82	45.151	182.418	304,02
NORWAY	22.738	4.093	-82,00	57.720	10.717	-81,43
SWEDEN	41.662	44.431	6,65	175.490	192.709	9,81
FINLAND	4.190	3.007	-28,23	33.919	25.642	-24,40
IRELAND	68.465	79.415	15,99	93.681	133.021	41,99
ITALY	316.046	235.569	-25,46	464.910	317.005	-31,81
SPAIN	186.622	167.320	-10,34	329.014	385.421	17,14
PORTUGAL	800	19.404	2.325,50	1.156	17.997	1.456,83
GREECE	1.751	32.501	1.756,14	3.310	64.761	1.856,53
HUNGARY	826	5.450	559,81	1.203	19.385	1.511,39
POLAND	63	3.684	5.747,62	10.425	64.006	513,97
ROMANIA	65	297	356,92	20.776	1.129	-94,57
BULGARIA	1.103	1.229	11,42	1.783	21.080	1.082,28
KAZAKHSTAN	32	0	-100,00	46	0	-100,00
UKRAINE	0	70	--	0	110	--
LATVIA	0	385	--	0	822	--
ESTONIA	9.037	0	-100,00	22.602	0	-100,00
CROATIA	228	1.346	490,35	688	12.861	1.769,33
SLOVAKIA	312	2	-99,36	3.070	10	-99,67
SLOVENIA	0	179	--	0	59	--
CZECH REPUBLIC	170	600	252,94	1.820	3.163	73,79
RUSSIA FEDERATION	281	102	-63,70	24.797	23.356	-5,81
-PAKAIAN JADI	95.900.248	98.649.303	2,87	1.420.434.725	1.457.076.448	2,58
JAPAN	2.478.612	2.477.409	-0,05	34.644.653	32.536.671	-6,08
HONG KONG	156.807	160.512	2,36	2.646.793	2.939.294	11,05
KOREA, REPUBLIC OF	338.618	286.507	-15,39	5.388.138	4.962.547	-7,90
TAIWAN	190.249	90.724	-52,31	2.351.126	1.258.633	-46,47
CHINA	85.356	271.836	218,47	1.377.398	5.850.076	324,72
MONGOLIA	0	81	--	0	2.573	--
MACAU	49	14	-71,43	4.620	295	-93,61
PAPUA NEW GUINEA	93.860	90.312	-3,78	386.545	641.919	66,07
THAILAND	181.465	349.287	92,48	2.158.417	3.016.929	39,78
SINGAPORE	2.117.038	934.532	-55,86	18.838.559	9.225.934	-51,03
PHILIPPINES	46.647	76.094	63,13	660.737	997.638	50,99
MALAYSIA	2.152.846	2.042.529	-5,12	9.266.011	10.547.598	13,83
MYANMAR (FORM. BURMA)	0	7.050	--	0	125.600	--
CAMBODIA	1.670	1.210	-27,54	5.447	8.375	53,75
BRUNEI DARUSSALAM	34.411	64.774	88,24	114.802	456.081	297,28

TABEL 5. PERKEMBANGAN EKSPOR INDONESIA MENURUT KOMODITI DAN NEGARA TUJUAN

JENIS BARANG	BERAT BERSIH (KG)		PERUB	NILAI FOB (US \$)		PERUB
	JAN-MAR 2007	JAN-MAR 2008	%	JAN-MAR 2007	JAN-MAR 2008	%
	(1)	(2)	(3)	(4)	(5)	(6)
LAO PEOPLE'S DEMOCRATIC REPUB	0	2.083	--	0	39.609	--
NEPAL	17.464	13.219	-24,31	153.908	127.919	-16,89
VIET NAM	35.502	45.913	29,33	407.468	478.120	17,34
MALDIVES	10.571	12.997	22,95	125.365	40.286	-67,87
INDIA	28.646	66.282	131,38	351.827	610.804	73,61
PAKISTAN	199.159	205.546	3,21	1.369.349	2.111.314	54,18
BANGLADESH	4.468	5.553	24,28	12.962	16.455	26,95
SRI LANKA	568.827	517.857	-8,96	3.367.516	2.715.209	-19,37
IRAN (ISLAMIC REPUBLIC OF)	27.827	23.195	-16,65	339.959	108.971	-67,95
SAUDI ARABIA	1.622.901	1.606.998	-0,98	13.592.919	15.028.583	10,56
ISRAEL	0	2.228	--	0	80.303	--
KUWAIT	113.506	131.938	16,24	1.048.631	1.042.828	-0,55
JORDAN	56	740	1.221,43	3.502	7.000	99,89
LEBANON	2.512	3.067	22,09	92.396	93.825	1,55
YEMEN	82.178	135.172	64,49	665.025	1.464.385	120,20
OMAN	5.634	5.848	3,80	99.696	10.781	-89,19
TURKEY	97.236	121.336	24,79	1.371.848	2.438.415	77,75
UNITED ARAB EMIRATES	2.620.992	2.725.769	4,00	30.094.803	28.593.273	-4,99
QATAR	3.025	2.351	-22,28	64.469	66.885	3,75
BAHRAIN	17.479	16.689	-4,52	88.807	93.385	5,15
CYPRUS	8.466	3.912	-53,79	78.014	50.562	-35,19
EGYPT	387.863	393.788	1,53	3.863.886	5.057.221	30,88
LIBYAN ARAB JAMAHIRIYA	18.502	70.649	281,85	64.293	241.198	275,15
MOROCCO	640	793	23,91	25.248	25.103	-0,57
TUNISIA	0	3.339	--	0	19.881	--
ALGERIA	81.695	57.010	-30,22	847.256	778.532	-8,11
SUDAN	529.771	563.436	6,35	5.187.086	6.185.612	19,25
ERITREA	1.926	0	-100,00	9.191	0	-100,00
ETHIOPIA	37.620	76.075	102,22	351.120	790.861	125,24
TANZANIA, UNITED REPUBLIC OF	534.786	510.899	-4,47	250.641	300.430	19,86
MADAGASCAR	32.851	32.338	-1,56	44.948	17.121	-61,91
SOMALIA	30.516	17.095	-43,98	198.512	110.404	-44,38
KENYA	290.296	199.785	-31,18	698.037	343.942	-50,73
REUNION	6.496	17.468	168,90	26.720	81.608	205,42
MOZAMBIQUE	108.160	106.940	-1,13	157.254	492.332	213,08
EQUATORIAL GUINEA	0	18.155	--	0	32.997	--
TOGO	2.573.580	3.048.709	18,46	3.804.333	4.744.298	24,71
GHANA	238.485	23.118	-90,31	215.030	93.745	-56,40
LIBERIA	51.295	75.400	46,99	55.200	93.770	69,87
GUINEA	387.263	587.921	51,81	438.530	679.605	54,97
ANGOLA	330.624	364.590	10,27	40.389	19.981	-50,53
CONGO	108.000	215.996	100,00	158.400	223.756	41,26
CAMEROON	321.262	180.000	-43,97	449.383	272.480	-39,37
NIGERIA	104.677	54.344	-48,08	552.173	173.594	-68,56
SIERRA LEONE	0	104	--	0	87	--
GABON	21.926	25.015	14,09	16.240	14.821	-8,74
COTE D'IVOIRE	6	84.000	1.399.900,00	318	82.128	25.726,42
SENEGAL	722.255	743.229	2,90	656.474	643.525	-1,97
MAURITANIA	25.141	55.070	119,04	81.765	226.150	176,59
BENIN	860.949	826.078	-4,05	3.873.904	4.003.474	3,34
GAMBIA	122.457	84.250	-31,20	115.234	109.200	-5,24
U.S. VIRGIN ISLANDS	2.249	231	-89,73	4.656	2.462	-47,12
SEYCHELLES	687	1.076	56,62	16.832	7.280	-56,75
UGANDA	63.886	25.662	-59,83	180.755	189.953	5,09
NIGER	171.932	30.106	-82,49	1.295.170	31.497	-97,57
DJIBOUTI	16.672	40.561	143,29	220.864	166.771	-24,49
SOUTH AFRICA	246.920	230.042	-6,84	2.138.162	3.251.374	52,06
ZIMBABWE	12.711	0	-100,00	73.211	0	-100,00
MALAWI	21.238	11.959	-43,69	8.990	6.975	-22,41
MAURITIUS	28.886	42.257	46,29	124.465	254.512	104,48
AUSTRALIA	512.239	540.883	5,59	9.984.683	10.107.591	1,23
NEW ZEALAND	41.186	67.851	64,74	703.491	1.100.692	56,46
GUAM	2.621	1.783	-31,97	15.474	7.091	-54,17
PALAU	0	111	--	0	686	--
NEW CALEDONIA	13.999	34.866	149,06	161.479	290.304	79,78
NORTHERN MARIANA ISLANDS	40	108	170,00	2.903	729	-74,89
SAINT VINCENT AND THE GRENADIN	96	3	-96,88	188	8	-95,74
VANUATU	3.621	9.394	159,43	4.010	15.154	277,91
WALLIS AND FUTUNA ISLANDS	3.433	7.579	120,77	5.093	11.706	129,84
AMERICAN SAMOA	0	1.408	--	0	14.328	--
COOK ISLANDS	399	505	26,57	3.071	6.039	96,65
FIJI	15.973	11.462	-28,24	99.120	63.358	-36,08
SOLOMON ISLANDS	0	3.440	--	0	9.173	--
TUVALU	0	5.009	--	0	12.602	--
EAST TIMOR	623	34.738	5.475,92	15.410	37.982	146,48
UNITED STATES	54.318.429	55.893.634	2,90	919.479.567	900.919.319	-2,02
CANADA	1.447.167	1.420.528	-1,84	28.043.890	31.649.882	12,86
MEXICO	422.084	570.088	35,07	7.179.178	9.183.123	27,91

TABEL 5. PERKEMBANGAN EKSPOR INDONESIA MENURUT KOMODITI DAN NEGARA TUJUAN

JENIS BARANG	BERAT BERSIH (KG)		PERUB	NILAI FOB (US \$)		PERUB
	JAN-MAR 2007	JAN-MAR 2008	%	JAN-MAR 2007	JAN-MAR 2008	%
(1)	(2)	(3)	(4)	(5)	(6)	(7)
GUATEMALA	241	840	248,55	3.739	6.382	70,69
NICARAGUA	0	18.140	--	0	38.432	--
PANAMA	495.091	348.350	-29,64	4.146.365	3.603.165	-13,10
SURINAME	2.985	6.897	131,06	17.370	21.091	21,42
CHILE	37.408	57.033	52,46	431.296	613.735	42,30
VENEZUELA	2.127	2.042	-4,00	83.592	80.963	-3,15
ARGENTINA	62.109	28.536	-54,05	1.215.746	588.131	-51,62
BRAZIL	303.828	207.130	-31,83	2.565.780	2.183.438	-14,90
COLOMBIA	1.260	4.689	272,14	32.018	131.994	312,25
BOLIVIA	16	8	-50,00	942	343	-63,59
URUGUAY	7.120	9.469	32,99	144.270	159.851	10,80
PARAGUAY	8	117	1.362,50	201	836	315,92
ECUADOR	7.442	4.612	-38,03	70.647	79.416	12,41
PERU	3.752	5.660	50,85	44.853	97.200	116,71
BAHAMAS	2.166	2.696	24,47	2.770	7.059	154,84
JAMAICA	7.254	230	-96,83	27.775	329	-98,82
PUERTO RICO	73.353	49.562	-32,43	747.015	635.464	-14,93
BELIZE	33	2.883	8.636,36	46	16.737	36.284,78
DOMINICAN REPUBLIC	5.237	1.654	-68,42	71.367	8.507	-88,08
EL SALVADOR	0	8.474	--	0	35.473	--
COSTA RICA	14.289	696	-95,13	42.829	10.283	-75,99
BARBADOS	0	60	--	0	3.392	--
ANTIGUA AND BARBUDA	1	169	16.800,00	39	2.052	5.161,54
ARUBA	105	130	23,81	185	418	125,95
BERMUDA	1.059	2.066	95,09	14.562	9.028	-38,00
CAPE VERDE	217	0	-100,00	120	0	-100,00
CAYMAN ISLANDS	10	192	1.820,00	855	50	-94,15
FRENCH GUIANA	3.430	1.088	-68,28	29.088	18.067	-37,89
FRENCH POLYNESIA	50.053	36.462	-27,15	155.702	124.938	-19,76
GREENLAND	0	46	--	0	1.198	--
MARTINIQUE	6.077	4.036	-33,59	34.204	19.681	-42,46
NETHERLANDS ANTILLES	40.962	48.420	18,21	413.981	443.673	7,17
SAINT LUCIA	129	38	-70,54	6.758	1.178	-82,57
GUADELOUPE	2.957	1.781	-39,77	31.574	8.457	-73,22
SAINT KITTS AND NEVIS	342	317	-7,31	5.610	3.382	-39,71
UNITED KINGDOM	4.255.680	4.071.837	-4,32	70.547.172	74.042.432	4,95
NETHERLANDS	1.258.187	1.319.343	4,86	25.485.269	27.355.276	7,34
FRANCE	1.108.908	1.147.723	3,50	19.705.490	22.014.511	11,72
GERMANY, FED. REP. OF	5.357.915	6.295.090	17,49	96.679.174	122.464.856	26,67
AUSTRIA	74.539	122.126	63,84	1.449.361	2.284.749	57,64
BELGIUM	1.211.496	1.617.375	33,50	24.172.725	35.091.094	45,17
SWITZERLAND	167.522	142.798	-14,76	3.133.911	2.776.098	-11,42
LUXEMBOURG	0	1.090	--	0	9.650	--
DENMARK	86.849	92.754	6,80	1.263.350	1.473.072	16,60
NORWAY	57.623	55.250	-4,12	970.870	1.124.283	15,80
SWEDEN	155.515	178.007	14,46	2.836.274	2.448.494	-13,67
FINLAND	10.555	7.219	-31,61	96.511	118.446	22,73
IRELAND	122.282	145.741	19,18	2.083.795	2.252.532	8,10
ITALY	874.580	871.064	-0,40	20.807.428	18.617.487	-10,52
SPAIN	663.564	933.245	40,64	8.394.313	11.362.333	35,36
PORTUGAL	23.858	16.848	-29,38	148.104	178.523	20,54
MONTSERAT	172	0	-100,00	3.764	0	-100,00
GREECE	64.548	54.355	-15,79	786.274	735.772	-6,42
DEMOCRATIC REPUBLIC OF THE CO	98.661	64.070	-35,06	96.189	246.997	156,78
HUNGARY	21.855	8.088	-62,99	173.685	172.649	-0,60
POLAND	61.653	104.943	70,22	991.058	1.427.396	44,03
ROMANIA	2.329	10.954	370,33	62.731	159.662	154,52
BULGARIA	1.238	2.081	68,09	14.130	16.999	20,30
YUGOSLAVIA	7.254	4.958	-31,65	47.460	94.602	99,33
ALBANIA	904	0	-100,00	12.337	0	-100,00
KAZAKHSTAN	25	2.882	11.428,00	1.369	84.076	6.041,42
MOLDOVA, REPUBLIC OF	27	0	-100,00	762	0	-100,00
UKRAINE	176.818	284.934	61,15	2.454.017	3.626.479	47,78
LITHUANIA	6.839	0	-100,00	117.804	0	-100,00
LATVIA	0	1.229	--	0	11.390	--
ESTONIA	2.670	22.208	731,76	39.495	247.848	527,54
CROATIA	22.683	18.108	-20,17	78.515	66.745	-14,99
BOSNIA AND HERZEGOVINA	610	0	-100,00	1.571	0	-100,00
MALTA	71.809	48.056	-33,08	295.232	367.556	24,50
SLOVAKIA	14.331	2.793	-80,51	319.043	48.855	-84,69
SLOVENIA	1.212	2.688	121,78	21.633	38.954	80,07
CZECH REPUBLIC	20.583	16.868	-18,05	625.380	607.864	-2,80
REP. OF MACEDONIA	984	0	-100,00	4.603	0	-100,00
RUSSIA FEDERATION	142.699	205.613	44,09	3.058.690	5.566.903	82,00
-KAIN TENUN	68.841.413	69.914.149	1,56	340.358.468	368.727.670	8,34
JAPAN	8.245.985	8.082.430	-1,98	34.102.262	35.101.549	2,93
HONG KONG	1.844.100	930.063	-49,57	11.127.383	6.086.948	-45,30

TABEL 5. PERKEMBANGAN EKSPOR INDONESIA MENURUT KOMODITI DAN NEGARA TUJUAN

JENIS BARANG	BERAT BERSIH (KG)		PERUB	NILAI FOB (US \$)		PERUB
	JAN-MAR 2007	JAN-MAR 2008	%	JAN-MAR 2007	JAN-MAR 2008	%
	(1)	(2)	(3)	(4)	(5)	(6)
KOREA, REPUBLIC OF	949.054	1.152.162	21,40	3.286.903	4.411.233	34,21
TAIWAN	1.491.463	1.320.708	-11,45	8.852.084	6.579.729	-25,67
CHINA	1.375.740	2.654.095	92,92	9.223.358	11.507.117	24,76
MACAU	14.456	35.283	144,07	74.360	245.523	230,18
PAPUA NEW GUINEA	30.794	58.806	90,97	175.926	331.252	88,29
THAILAND	2.118.650	1.821.038	-14,05	8.572.286	9.506.682	10,90
SINGAPORE	1.228.298	1.592.238	29,63	6.198.411	16.262.222	162,36
PHILIPPINES	1.143.424	785.072	-31,34	12.698.593	4.478.063	-64,74
MALAYSIA	4.504.308	5.084.906	12,89	17.053.875	20.441.651	19,87
MYANMAR (FORM. BURMA)	193.897	251.785	29,86	1.141.631	1.678.514	47,03
CAMBODIA	594.402	480.929	-19,09	2.592.741	2.233.424	-13,86
BRUNEI DARUSSALAM	17.686	36.939	108,86	92.841	249.621	168,87
LAO PEOPLE'S DEMOCRATIC REPUB	26.590	67.426	153,58	94.353	267.556	183,57
NEPAL	778	290	-62,72	4.360	3.561	-18,33
VIET NAM	917.081	1.224.467	33,52	5.395.677	6.873.193	27,38
MALDIVES	17.577	11.851	-32,58	56.113	27.525	-50,95
INDIA	935.600	919.384	-1,73	4.732.920	5.102.576	7,81
PAKISTAN	187.969	59.297	-68,45	706.706	297.139	-57,95
BANGLADESH	2.440.394	1.381.030	-43,41	10.078.915	5.985.742	-40,61
SRI LANKA	983.885	1.303.621	32,50	5.619.655	10.049.693	78,83
AFGHANISTAN	22.262	0	-100,00	110.269	0	-100,00
IRAN (ISLAMIC REPUBLIC OF)	108.343	221.015	104,00	424.097	1.393.943	228,68
SAUDI ARABIA	2.468.897	2.728.137	10,50	14.664.368	18.446.840	25,79
ISRAEL	0	10.481	--	0	26.936	--
KUWAIT	484.423	247.158	-48,98	3.865.127	2.039.788	-47,23
JORDAN	228.907	308.836	34,92	1.291.248	1.911.215	48,01
LEBANON	43.479	66.385	52,68	267.344	370.689	38,66
YEMEN	261.809	278.290	6,30	1.306.533	1.551.867	18,78
OMAN	111.785	154.923	38,59	628.135	977.525	55,62
SYRIA ARAB REPUBLIC	248.578	598.929	140,94	1.406.868	3.560.908	153,11
TURKEY	5.933.321	6.760.529	13,94	25.128.240	33.839.945	34,67
UNITED ARAB EMIRATES	5.463.302	5.878.882	7,61	34.388.967	40.497.614	17,76
QATAR	39.844	17.033	-57,25	284.291	118.996	-58,14
BAHRAIN	11.285	7.868	-30,28	125.601	68.286	-45,63
CYPRUS	25.069	18.000	-28,20	186.020	124.666	-32,98
EGYPT	328.078	346.614	5,65	1.584.221	1.988.109	25,49
LIBYAN ARAB JAMAHIRIYA	201.490	151.814	-24,65	1.011.281	908.105	-10,20
MOROCCO	157.440	237.879	51,09	983.774	1.428.364	45,19
TUNISIA	64.490	37.265	-42,22	268.526	178.630	-33,48
ALGERIA	15.294	94.847	520,16	88.520	390.359	340,98
SUDAN	76.843	110.550	43,86	445.745	713.586	60,09
LESOTHO	200.105	384.927	92,36	589.580	1.141.640	93,64
ETHIOPIA	6.488	37.549	478,75	46.999	195.233	315,40
TANZANIA, UNITED REPUBLIC OF	0	1.841	--	0	870	--
MADAGASCAR	39.530	630	-98,41	139.842	428	-99,69
SOMALIA	23.336	28.143	20,60	121.072	218.104	80,14
KENYA	444.353	220.852	-50,30	1.907.935	1.082.640	-43,26
REUNION	0	7	--	0	25	--
MOZAMBIQUE	0	11.072	--	0	98.357	--
BOTSWANA	7.162	0	-100,00	49.303	0	-100,00
TOGO	12.136	43.414	257,73	49.554	238.440	381,17
GHANA	58.289	50.236	-13,82	203.597	267.223	31,25
GUINEA	14.286	0	-100,00	40.886	0	-100,00
CAMEROON	15.099	0	-100,00	88.812	0	-100,00
NIGERIA	9.917	0	-100,00	84.873	0	-100,00
GABON	1.078	5.240	386,09	900	3.135	248,33
COTE D'IVOIRE	10.232	22.357	118,50	31.478	69.667	121,32
SENEGAL	31.309	2.899	-90,74	48.742	2.700	-94,46
MALI	0	96.235	--	0	594.300	--
BENIN	11.596	0	-100,00	43.548	0	-100,00
GAMBIA	0	10.123	--	0	77.846	--
SEYCHELLES	0	2.954	--	0	30.797	--
NIGER	0	54.405	--	0	223.035	--
DJIBOUTI	9.883	18.552	87,72	34.503	132.576	284,24
SOUTH AFRICA	1.089.122	1.243.626	14,19	4.479.800	5.924.239	32,24
ZIMBABWE	184.719	171.878	-6,95	588.250	501.764	-14,70
MAURITIUS	107.445	299.153	178,42	482.009	1.042.887	116,36
AUSTRALIA	1.064.894	744.500	-30,09	3.181.976	2.962.382	-6,90
NEW ZEALAND	107.968	79.056	-26,78	604.421	617.644	2,19
GUAM	0	48	--	0	67	--
NEW CALEDONIA	705	2.371	236,31	1.419	5.950	319,31
NORTHERN MARIANA ISLANDS	300	0	-100,00	6.200	0	-100,00
VANUATU	422	3.352	694,31	123	2.240	1.721,14
FIJI	84.357	58.154	-31,06	425.776	309.392	-27,33
EAST TIMOR	1.703	5.885	245,57	46.612	9.946	-78,66
UNITED STATES	3.313.664	2.524.934	-23,80	21.646.755	20.697.328	-4,39
CANADA	318.911	262.209	-17,78	1.817.024	1.628.222	-10,39
MEXICO	1.059.494	869.897	-17,90	4.580.571	4.055.371	-11,47

TABEL 5. PERKEMBANGAN EKSPOR INDONESIA MENURUT KOMODITI DAN NEGARA TUJUAN

JENIS BARANG	BERAT BERSIH (KG)		PERUB	NILAI FOB (US \$)		PERUB
	JAN-MAR 2007	JAN-MAR 2008	%	JAN-MAR 2007	JAN-MAR 2008	%
(1)	(2)	(3)	(4)	(5)	(6)	(7)
GUATEMALA	12.954	79.586	514,37	129.199	661.663	412,13
HONDURAS	37.142	42.720	15,02	395.696	286.260	-27,66
NICARAGUA	135.392	334.303	146,91	444.267	1.262.326	184,14
PANAMA	162.238	282.477	74,11	732.571	1.571.125	114,47
SURINAME	842	4.173	395,61	4.892	24.031	391,23
CHILE	131.420	49.658	-62,21	523.712	335.757	-35,89
VENEZUELA	34.661	10.521	-69,65	168.793	40.034	-76,28
ARGENTINA	16.222	58.433	260,21	100.742	340.718	238,21
BRAZIL	557.009	657.190	17,99	3.263.233	4.105.749	25,82
COLOMBIA	242.682	97.755	-59,72	1.169.285	590.456	-49,50
URUGUAY	29.961	7.074	-76,39	153.001	24.614	-83,91
PARAGUAY	0	18.371	--	0	113.781	--
ECUADOR	16.613	0	-100,00	69.861	0	-100,00
PERU	124.905	164.377	31,60	819.184	982.476	19,93
JAMAICA	0	470	--	0	3.997	--
PUERTO RICO	0	7	--	0	165	--
DOMINICAN REPUBLIC	45.816	44.529	-2,81	244.866	251.372	2,66
EL SALVADOR	19.658	43.387	120,71	92.634	226.899	144,94
COSTA RICA	24	274	1.041,67	385	1.967	410,91
ARUBA	0	48	--	0	95	--
FRENCH POLYNESIA	6.686	517	-92,27	57.438	14.644	-74,50
MARTINIQUE	14	0	-100,00	175	0	-100,00
NETHERLANDS ANTILLES	7	3	-57,14	392	72	-81,63
UNITED KINGDOM	1.475.137	1.757.087	19,11	8.653.424	6.959.837	-19,57
NETHERLANDS	1.584.839	1.849.200	16,68	6.557.534	7.874.369	20,08
FRANCE	340.434	299.889	-11,91	3.622.725	2.837.624	-21,67
GERMANY, FED. REP. OF	1.624.523	1.447.276	-10,91	7.656.150	7.804.678	1,94
AUSTRIA	10.585	4.489	-57,59	106.707	52.752	-50,56
BELGIUM	1.401.056	1.425.554	1,75	4.439.631	4.720.196	6,32
SWITZERLAND	3.092	40	-98,71	141.423	95	-99,93
DENMARK	61.156	45.839	-25,05	372.974	262.468	-29,63
NORWAY	54.381	3.004	-94,48	224.721	17.281	-92,31
SWEDEN	24.624	19.701	-19,99	134.678	107.185	-20,41
FINLAND	229.805	132.407	-42,38	1.488.550	884.535	-40,58
IRELAND	21.947	49	-99,78	69.990	231	-99,67
ITALY	3.598.687	3.977.302	10,52	12.212.514	13.718.498	12,33
SPAIN	1.381.113	955.417	-30,82	4.957.547	4.077.856	-17,74
PORTUGAL	122.313	153.313	25,34	520.562	753.926	44,83
GREECE	209.797	249.812	19,07	1.118.005	1.380.481	23,48
HUNGARY	157.558	109.978	-30,20	955.333	777.820	-18,58
POLAND	517.207	374.832	-27,53	3.294.606	2.547.274	-22,68
ROMANIA	70.771	42.780	-39,55	311.395	275.549	-11,51
BULGARIA	16.805	1.747	-89,60	98.730	18.556	-81,21
BELARUS	51.599	22.415	-56,56	353.170	195.036	-44,78
KAZAKHSTAN	0	94	--	0	3.214	--
UKRAINE	237.580	139.184	-41,42	1.609.551	1.085.629	-32,55
UZBEKISTAN	59.169	39.498	-33,25	157.530	144.494	-8,28
LATVIA	3.852	246	-93,61	11.410	4.802	-57,91
ESTONIA	0	7.735	--	0	25.795	--
MALTA	429	8	-98,14	5.403	102	-98,11
SLOVAKIA	30.010	5.466	-81,79	161.902	33.853	-79,09
SLOVENIA	0	7.912	--	0	90.320	--
CZECH REPUBLIC	55.574	19.408	-65,08	263.000	138.983	-47,15
RUSSIA FEDERATION	137.551	140.840	2,39	805.889	704.698	-12,56
-TEKSTIL LAINNYA	300.297.128	282.066.430	-6,07	672.017.564	704.613.452	4,85
JAPAN	20.475.407	22.553.147	10,15	60.418.479	69.115.283	14,39
HONG KONG	9.086.484	5.221.210	-42,54	18.776.380	14.461.367	-22,98
KOREA, DEMOCRATIC PEOPLE'S REI	0	200	--	0	450	--
KOREA, REPUBLIC OF	24.607.102	24.424.603	-0,74	58.634.549	68.733.676	17,22
TAIWAN	8.086.205	8.459.759	4,62	14.841.062	18.751.337	26,35
CHINA	14.063.707	14.051.703	-0,09	25.530.859	29.061.573	13,83
MACAU	4.323	58.281	1.248,16	66.569	194.116	191,60
PAPUA NEW GUINEA	10.194	31.289	206,94	24.028	51.918	116,07
THAILAND	7.539.534	8.584.422	13,86	19.764.347	22.221.645	12,43
SINGAPORE	4.528.644	2.454.444	-45,80	13.300.231	7.513.016	-43,51
PHILIPPINES	5.289.252	5.403.738	2,16	10.892.480	12.769.630	17,23
MALAYSIA	8.002.425	7.089.286	-11,41	19.394.555	18.563.278	-4,29
MYANMAR (FORM. BURMA)	10.191	85.852	742,43	60.300	462.139	666,40
CAMBODIA	178.961	232.509	29,92	783.219	1.068.687	36,45
BRUNEI DARUSSALAM	27.826	65.746	136,28	84.984	213.379	151,08
LAO PEOPLE'S DEMOCRATIC REPUB	0	200	--	0	1	--
NEPAL	66	0	-100,00	650	0	-100,00
VIET NAM	8.006.335	10.659.807	33,14	13.851.533	20.741.169	49,74
MALDIVES	18.755	22.813	21,64	81.087	76.234	-5,98
INDIA	4.769.516	5.094.791	6,82	8.802.607	14.762.359	67,70
PAKISTAN	3.594.620	8.030.151	123,39	7.010.794	15.745.556	124,59
BANGLADESH	6.245.129	3.659.462	-41,40	15.024.960	10.170.981	-32,31

TABEL 5. PERKEMBANGAN EKSPOR INDONESIA MENURUT KOMODITI DAN NEGARA TUJUAN

JENIS BARANG	BERAT BERSIH (KG)		PERUB	NILAI FOB (US \$)		PERUB
	JAN-MAR 2007	JAN-MAR 2008	%	JAN-MAR 2007	JAN-MAR 2008	%
	(1)	(2)	(3)	(4)	(5)	(6)
SRI LANKA	3.485.861	3.174.455	-8,93	9.628.530	8.866.726	-7,91
AFGHANISTAN	0	11.874	--	0	11.057	--
IRAN (ISLAMIC REPUBLIC OF)	4.722.050	3.739.486	-20,81	8.688.252	9.120.056	4,97
SAUDI ARABIA	568.634	869.318	52,88	2.627.832	3.155.688	20,09
ISRAEL	0	967.765	--	0	2.619.280	--
KUWAIT	162.736	20.741	-87,25	678.241	157.150	-76,83
JORDAN	151.053	190.931	26,40	312.580	549.068	75,66
LEBANON	16.322	63.720	290,39	192.512	153.937	-20,04
YEMEN	186.119	233.720	25,58	607.690	1.086.835	78,85
OMAN	5.936	121	-97,96	24.241	456	-98,12
SYRIA ARAB REPUBLIC	931.565	1.031.510	10,73	1.644.957	2.472.757	50,32
TURKEY	25.397.165	15.866.304	-37,53	55.911.513	41.428.242	-25,90
UNITED ARAB EMIRATES	1.882.494	2.148.797	14,15	7.199.194	10.564.401	46,74
QATAR	2.842	14.979	427,06	5.735	26.178	356,46
BAHRAIN	330	89	-73,03	595	463	-22,18
CYPRUS	135	5.686	4.111,85	935	27.775	2.870,59
EGYPT	8.822.173	10.917.766	23,75	15.015.644	20.138.112	34,11
LIBYAN ARAB JAMAHIRIYA	33.903	42	-99,88	49.293	5	-99,99
MOROCCO	1.148.073	687.984	-40,07	1.461.733	1.116.345	-23,63
TUNISIA	137.324	102.138	-25,62	301.916	264.396	-12,43
ALGERIA	690.599	675.207	-2,23	1.420.795	1.611.267	13,41
SUDAN	2.025	38.237	1.788,25	2.063	72.268	3.403,05
NAMIBIA	0	335	--	0	133	--
ETHIOPIA	0	1.014.789	--	0	2.940.628	--
TANZANIA, UNITED REPUBLIC OF	50.901	1.064	-97,91	88.103	795	-99,10
MADAGASCAR	91.731	85.381	-6,92	266.146	353.671	32,89
KENYA	481.254	285.209	-40,74	706.528	765.673	8,37
REUNION	14.117	14.265	1,05	18.756	24.075	28,36
MOZAMBIQUE	0	146	--	0	741	--
TOGO	24.364	34.683	42,35	90.638	186.818	106,11
GHANA	265.801	152.758	-42,53	949.598	622.698	-34,43
GUINEA	0	15.108	--	0	43.300	--
CONGO	0	24.100	--	0	38.390	--
CAMEROON	6.435	74.500	1.057,73	24.039	135.018	461,66
NIGERIA	15.511	36.377	134,52	36.245	242.725	569,68
SIERRA LEONE	443	79	-82,17	600	66	-89,00
GABON	4.996	9.640	92,95	3.877	5.951	53,49
COTE D'IVOIRE	74.129	0	-100,00	198.721	0	-100,00
SENEGAL	46.783	80.295	71,63	145.044	145.225	0,12
MAURITANIA	224.010	161.439	-27,93	719.394	520.425	-27,66
MALI	12.797	100	-99,22	40.388	1.695	-95,80
BENIN	375	41.142	10.871,20	232	374.898	161.493,97
GAMBIA	20.957	12.970	-38,11	12.348	36.330	194,22
U.S. VIRGIN ISLANDS	20	9	-55,00	60	105	75,00
SEYCHELLES	2.640	1.195	-54,73	7.324	3.959	-45,94
UGANDA	1.372	194	-85,86	3.475	6.085	75,11
NIGER	0	16.900	--	0	180.900	--
DJIBOUTI	318.742	9.000	-97,18	860.457	1.020	-99,88
SAO TOME AND PRINCIPE	0	9.828	--	0	9.540	--
SOUTH AFRICA	1.528.895	1.210.005	-20,86	3.699.525	3.494.312	-5,55
ZIMBABWE	272	7.161	2.532,72	1.668	30.278	1.715,23
ZAMBIA	38.689	56.988	47,30	71.438	120.627	68,86
MALAWI	0	37	--	0	233	--
MAURITIUS	291.676	300.560	3,05	988.043	927.266	-6,15
AUSTRALIA	4.760.197	4.614.657	-3,06	9.604.621	10.229.439	6,51
NEW ZEALAND	734.934	892.866	21,49	2.089.559	2.595.483	24,21
GUAM	1.871	5.334	185,09	6.834	8.566	25,34
PALAU	0	15	--	0	95	--
NEW CALEDONIA	9.049	23.308	157,58	47.473	129.919	173,67
NORTHERN MARIANA ISLANDS	217	0	-100,00	1.367	0	-100,00
SAINT VINCENT AND THE GRENADIN	1.108	805	-27,35	2.150	1.322	-38,51
VANUATU	3.094	1.549	-49,94	3.680	1.931	-47,53
WALLIS AND FUTUNA ISLANDS	127	1.732	1.263,78	246	2.688	992,68
COOK ISLANDS	10.065	885	-91,21	26.410	6.314	-76,09
FIJI	9.748	8.986	-7,82	36.920	27.580	-25,30
KIRIBATI	1.667	0	-100,00	2.970	0	-100,00
SAMOA	0	1.949	--	0	3.896	--
SOLOMON ISLANDS	0	1.480	--	0	4.130	--
TONGA	384	472	22,92	474	359	-24,26
TUVALU	0	189	--	0	487	--
EAST TIMOR	163.037	136.883	-16,04	289.571	326.297	12,68
UNITED STATES	22.320.694	23.275.633	4,28	50.422.340	54.474.999	8,04
CANADA	1.618.627	1.663.230	2,76	3.886.463	3.914.381	0,72
MEXICO	3.615.001	2.658.347	-26,46	7.372.207	6.445.416	-12,57
GUATEMALA	121.885	196.139	60,92	256.858	431.842	68,12
HONDURAS	0	243.469	--	0	482.369	--
NICARAGUA	0	71	--	0	87	--
PANAMA	24.809	531	-97,86	63.925	6.190	-90,32

TABEL 5. PERKEMBANGAN EKSPOR INDONESIA MENURUT KOMODITI DAN NEGARA TUJUAN

JENIS BARANG	BERAT BERSIH (KG)		PERUB	NILAI FOB (US \$)		PERUB
	JAN-MAR 2007	JAN-MAR 2008	%	JAN-MAR 2007	JAN-MAR 2008	%
(1)	(2)	(3)	(4)	(5)	(6)	(7)
CUBA	0	76.028	--	0	133.164	--
SURINAME	92.351	44.800	-51,49	166.266	110.950	-33,27
CHILE	747.254	792.337	6,03	1.741.870	2.088.441	19,90
VENEZUELA	1.317.918	504.686	-61,71	2.883.319	1.314.186	-54,42
ARGENTINA	4.123.375	3.939.904	-4,45	8.994.310	9.871.825	9,76
BRAZIL	31.696.242	23.639.139	-25,42	64.229.825	52.591.868	-18,12
COLOMBIA	1.576.759	1.036.103	-34,29	3.366.706	2.531.426	-24,81
URUGUAY	40.683	115.515	183,94	66.548	345.956	419,86
PARAGUAY	5.760	10.754	86,70	15.782	32.146	103,69
ECUADOR	573.345	346.049	-39,64	1.179.338	910.734	-22,78
PERU	811.877	321.002	-60,46	1.543.437	1.071.158	-30,60
TRINIDAD AND TOBAGO	0	2.779	--	0	5.005	--
BAHAMAS	3.091	185	-94,01	3.256	352	-89,19
JAMAICA	67.032	92.113	37,42	127.046	169.146	33,14
PUERTO RICO	1.237	754	-39,05	8.353	7.037	-15,75
DOMINICAN REPUBLIC	90.997	83.459	-8,28	156.807	209.033	33,31
EL SALVADOR	141.962	146.495	3,19	258.589	406.652	57,26
COSTA RICA	27.001	11.185	-58,58	87.071	32.584	-62,58
BARBADOS	0	585	--	0	1.501	--
ANTIGUA AND BARBUDA	185	521	181,62	350	2.420	591,43
ARUBA	198	304	53,54	346	980	183,24
BERMUDA	69	256	271,01	616	1.206	95,78
CAYMAN ISLANDS	59	1.342	2.174,58	16	265	1.556,25
FRENCH GUIANA	1.091	9.271	749,77	4.017	25.694	539,63
FRENCH POLYNESIA	40.878	43.178	5,63	117.358	106.840	-8,96
GRENADA	63	0	-100,00	455	0	-100,00
MARTINIQUE	5.874	784	-86,65	19.591	1.200	-93,87
NETHERLANDS ANTILLES	393	1.875	377,10	5.515	9.515	72,53
SAINT LUCIA	62	0	-100,00	866	0	-100,00
TURKS AND CAICOS ISLANDS	0	48	--	0	80	--
GUADELOUPE	4.715	3.342	-29,12	16.328	9.725	-40,44
SAINT KITTS AND NEVIS	341	270	-20,82	5.154	2.462	-52,23
UNITED KINGDOM	3.644.862	3.624.422	-0,56	7.733.427	7.923.993	2,46
NETHERLANDS	1.159.364	1.607.938	38,69	3.382.195	4.329.566	28,01
FRANCE	529.510	478.122	-9,70	2.582.267	2.159.619	-16,37
GERMANY, FED. REP. OF	7.748.299	7.612.371	-1,75	18.768.915	19.399.458	3,36
AUSTRIA	27.342	22.271	-18,55	122.676	57.143	-53,42
BELGIUM	8.471.343	8.515.959	0,53	17.396.394	18.485.248	6,26
SWITZERLAND	16.806	86.071	412,14	59.772	248.825	316,29
DENMARK	191.172	174.715	-8,61	710.361	691.283	-2,69
NORWAY	210.564	47.809	-77,29	1.357.751	331.583	-75,58
SWEDEN	581.731	655.998	12,77	3.189.661	1.963.588	-38,44
FINLAND	265.210	421.092	58,78	503.816	1.223.336	142,81
IRELAND	30.165	97.191	222,20	55.202	196.119	255,28
ITALY	12.626.873	11.138.989	-11,78	25.265.274	25.435.941	0,68
SPAIN	6.412.927	5.713.553	-10,91	13.917.973	13.772.010	-1,05
PORTUGAL	1.834.789	1.758.598	-4,15	3.982.071	5.314.446	33,46
GREECE	1.972.281	1.064.198	-46,04	4.834.302	2.804.433	-41,99
DEMOCRATIC REPUBLIC OF THE CO	18.327	35.793	95,30	93.732	69.058	-26,32
HUNGARY	622.926	561.784	-9,82	1.120.583	1.076.499	-3,93
POLAND	1.257.637	1.035.229	-17,68	2.638.634	2.460.748	-6,74
ROMANIA	195.231	127.568	-34,66	358.137	341.176	-4,74
BULGARIA	54.978	19.717	-64,14	108.792	70.560	-35,14
YUGOSLAVIA	602	820	36,21	3.073	851	-72,31
AZERBAIJAN	0	1.203	--	0	751	--
KAZAKHSTAN	3.600	0	-100,00	1.046	0	-100,00
KYRGYZSTAN	28.210	58.900	108,79	79.626	171.000	114,75
MOLDOVA, REPUBLIC OF	0	44	--	0	100	--
UKRAINE	33.915	90.070	165,58	72.231	196.552	172,12
UZBEKISTAN	0	230	--	0	10	--
LITHUANIA	793.757	529.228	-33,33	1.382.112	1.013.581	-26,66
LATVIA	73.900	0	-100,00	180.199	0	-100,00
ESTONIA	51.093	48.869	-4,35	119.588	133.947	12,01
CROATIA	2.590	2.814	8,65	7.555	19.186	153,95
MALTA	2.288	5.783	152,75	8.274	12.059	45,75
SLOVAKIA	43.664	646	-98,52	81.127	4.595	-94,34
SLOVENIA	81.419	93.986	15,43	139.538	207.469	48,68
CZECH REPUBLIC	76.064	95.345	25,35	165.829	181.988	9,74
RUSSIA FEDERATION	57.438	784.971	1.266,64	431.657	3.895.554	802,47
-BARANG DARI KARET	113.006.026	113.251.359	0,22	315.268.745	353.505.368	12,13
JAPAN	20.665.194	19.528.062	-5,50	61.199.076	61.117.754	-0,13
HONG KONG	1.061.761	861.990	-18,82	4.317.055	3.987.638	-7,63
KOREA, REPUBLIC OF	1.128.128	1.207.432	7,03	1.967.908	1.884.785	-4,22
TAIWAN	987.514	1.279.309	29,55	2.892.871	4.183.918	44,63
CHINA	3.623.298	1.051.807	-70,97	7.562.811	4.293.845	-43,22
PAPUA NEW GUINEA	325.407	530.485	63,02	872.427	1.648.105	88,91
THAILAND	2.589.537	2.547.870	-1,61	8.291.627	9.232.000	11,34

TABEL 5. PERKEMBANGAN EKSPOR INDONESIA MENURUT KOMODITI DAN NEGARA TUJUAN

JENIS BARANG	BERAT BERSIH (KG)		PERUB	NILAI FOB (US \$)		PERUB
	JAN-MAR 2007	JAN-MAR 2008	%	JAN-MAR 2007	JAN-MAR 2008	%
	(1)	(2)	(3)	(4)	(5)	(6)
SINGAPORE	1.757.105	1.537.937	-12,47	12.091.686	14.625.739	20,96
PHILIPPINES	3.192.338	3.241.517	1,54	5.101.970	5.878.491	15,22
MALAYSIA	3.458.134	4.543.839	31,40	7.380.803	10.607.580	43,72
MYANMAR (FORM. BURMA)	204.852	153.287	-25,17	488.441	421.660	-13,67
CAMBODIA	130.168	139.849	7,44	365.285	428.479	17,30
BRUNEI DARUSSALAM	119.936	151.562	26,37	299.591	375.506	25,34
LAO PEOPLE'S DEMOCRATIC REPUB	3.059	5.123	67,47	8.948	16.203	81,08
NEPAL	7.330	0	-100,00	20.699	0	-100,00
VIET NAM	911.958	1.033.299	13,31	2.388.533	3.526.324	47,64
MALDIVES	4.001	1.016	-74,61	1.875	2.088	11,36
INDIA	466.726	427.798	-8,34	892.979	972.187	8,87
PAKISTAN	643.489	560.629	-12,88	1.474.880	1.408.664	-4,49
BANGLADESH	486.430	609.028	25,20	1.078.600	1.328.878	23,20
SRI LANKA	583.391	510.598	-12,48	1.243.224	1.279.024	2,88
AFGHANISTAN	37.194	0	-100,00	89.561	0	-100,00
IRAN (ISLAMIC REPUBLIC OF)	571.478	476.538	-16,61	1.397.070	1.286.333	-7,93
SAUDI ARABIA	6.264.280	4.300.888	-31,34	16.268.276	12.001.471	-26,23
ISRAEL	0	330.101	--	0	976.142	--
KUWAIT	90.542	76.500	-15,51	242.586	235.404	-2,96
JORDAN	512.612	451.130	-11,99	1.348.356	1.040.658	-22,82
LEBANON	346.586	367.799	6,12	946.526	1.106.880	16,94
YEMEN	1.476.816	617.619	-58,18	4.113.314	1.795.943	-56,34
OMAN	293.176	353.349	20,52	785.213	1.006.242	28,15
SYRIA ARAB REPUBLIC	508.736	301.531	-40,73	996.199	820.098	-17,68
TURKEY	971.089	1.236.112	27,29	2.533.784	3.675.402	45,06
UNITED ARAB EMIRATES	5.340.021	5.358.973	0,35	13.357.071	15.237.470	14,08
QATAR	183.157	112.217	-38,73	508.318	343.791	-32,37
BAHRAIN	94.918	41.666	-56,10	278.120	128.616	-53,76
CYPRUS	32.723	44.715	36,65	82.167	123.756	50,62
EGYPT	2.175.395	2.894.933	33,08	5.017.570	7.284.460	45,18
LIBYAN ARAB JAMAHIRIYA	395.990	502.582	26,92	1.044.095	1.478.521	41,61
MOROCCO	61.372	124.348	102,61	146.304	359.450	145,69
TUNISIA	21.121	115.642	447,52	58.757	249.795	325,13
ALGERIA	104.775	46.434	-55,68	275.594	139.390	-49,42
SUDAN	99.418	184.333	85,41	264.948	555.735	109,75
MADAGASCAR	51	454	790,20	156	250	60,26
KENYA	47.414	65.876	38,94	125.816	161.713	28,53
REUNION	5.651	10.453	84,98	16.580	38.939	134,86
GHANA	158.055	105.591	-33,19	269.157	228.210	-15,21
LIBERIA	3.981	0	-100,00	10.357	0	-100,00
ANGOLA	25.022	12.514	-49,99	69.029	39.536	-42,73
NIGERIA	361.683	630.824	74,41	808.773	1.845.077	128,13
COTE D'IVOIRE	18.693	31.060	66,16	48.918	96.745	97,77
SENEGAL	0	9.802	--	0	29.466	--
SEYCHELLES	1.246	0	-100,00	2.468	0	-100,00
UGANDA	56.940	55.206	-3,05	130.724	128.917	-1,38
DJIBOUTI	114.925	100.719	-12,36	234.254	316.428	35,08
SOUTH AFRICA	411.334	1.276.098	210,23	1.171.634	3.698.182	215,64
ZIMBABWE	6.080	0	-100,00	19.950	0	-100,00
MAURITIUS	94.588	107.224	13,36	226.106	288.633	27,65
AUSTRALIA	2.250.132	2.566.581	14,06	6.278.459	8.178.836	30,27
NEW ZEALAND	698.317	608.263	-12,90	1.945.478	1.899.487	-2,36
NEW CALEDONIA	4.024	3.892	-3,28	11.820	11.107	-6,03
VANUATU	4.124	10.296	149,66	11.452	30.150	163,27
AMERICAN SAMOA	72	0	-100,00	841	0	-100,00
COOK ISLANDS	33	0	-100,00	564	0	-100,00
FIJI	36.956	62.598	69,39	106.590	190.463	78,69
SAMOA	23.588	20.892	-11,43	124.391	81.577	-34,42
EAST TIMOR	31.399	113.725	262,19	78.619	176.858	124,96
UNITED STATES	23.151.718	24.401.323	5,40	65.495.740	77.140.576	17,78
CANADA	553.729	1.195.376	115,88	1.452.819	3.245.092	123,37
MEXICO	286.707	398.527	39,00	701.653	979.208	39,56
GUATEMALA	137.491	82.536	-39,97	369.020	228.145	-38,18
HONDURAS	71.114	70.177	-1,32	154.972	196.416	26,74
NICARAGUA	7.810	0	-100,00	19.913	0	-100,00
PANAMA	76.961	87.236	13,35	248.618	263.853	6,13
SURINAME	6.822	13.848	102,99	17.013	47.283	177,92
CHILE	65.011	39.168	-39,75	150.748	106.874	-29,10
VENEZUELA	63.631	8.438	-86,74	207.371	39.056	-81,17
ARGENTINA	90.219	402.563	346,21	280.409	1.010.952	260,53
BRAZIL	266.196	341.759	28,39	637.581	1.159.907	81,92
COLOMBIA	313.064	391.056	24,91	739.978	1.104.244	49,23
BOLIVIA	0	30.880	--	0	99.580	--
URUGUAY	10.005	27.187	171,73	30.310	102.841	239,30
PARAGUAY	0	61.010	--	0	165.792	--
ECUADOR	8.325	15.010	80,30	18.870	46.584	146,87
PERU	158.078	270.124	70,88	295.758	458.731	55,10
TRINIDAD AND TOBAGO	68.581	21.626	-68,47	229.731	71.557	-68,85

TABEL 5. PERKEMBANGAN EKSPOR INDONESIA MENURUT KOMODITI DAN NEGARA TUJUAN

JENIS BARANG	BERAT BERSIH (KG)		PERUB	NILAI FOB (US \$)		PERUB
	JAN-MAR 2007	JAN-MAR 2008	%	JAN-MAR 2007	JAN-MAR 2008	%
	(1)	(2)	(3)	(4)	(5)	(6)
JAMAICA	258.744	162.312	-37,27	652.307	441.562	-32,31
PUERTO RICO	4.281	23.991	460,41	13.230	105.956	700,88
DOMINICAN REPUBLIC	44.173	75.451	70,81	129.258	184.739	42,92
EL SALVADOR	7.134	7.645	7,16	19.563	20.925	6,96
COSTA RICA	107.917	121.593	12,67	271.278	345.091	27,21
BARBADOS	0	20.018	--	0	67.063	--
ARUBA	0	12.752	--	0	33.601	--
DOMINICA	31.569	35.466	12,34	73.631	92.613	25,78
NETHERLANDS ANTILLES	0	11.782	--	0	33.036	--
UNITED KINGDOM	5.319.564	3.820.857	-28,17	14.756.228	11.024.144	-25,29
NETHERLANDS	1.890.205	2.213.291	17,09	5.199.925	6.298.993	21,14
FRANCE	831.803	1.012.142	21,68	2.330.104	3.153.225	35,33
GERMANY, FED. REP. OF	3.615.679	3.803.246	5,19	12.996.171	17.569.515	35,19
AUSTRIA	1.873	9.510	407,74	9.540	25.272	164,91
BELGIUM	1.654.344	2.908.058	75,78	4.286.228	9.070.617	111,62
SWITZERLAND	10.286	53.317	418,35	37.028	189.401	411,51
LUXEMBOURG	332	1.065	220,78	1.036	3.019	191,41
DENMARK	383.162	566.708	47,90	980.039	1.485.674	51,59
NORWAY	110.958	330.228	197,62	309.065	709.493	216,92
SWEDEN	212.698	328.395	54,39	613.751	1.104.700	79,99
FINLAND	570.676	751.250	31,64	1.547.592	2.306.712	49,05
IRELAND	196.461	289.181	47,20	569.460	811.571	42,52
ITALY	3.007.820	2.731.307	-9,19	8.767.908	8.442.522	-3,71
SPAIN	1.194.405	617.150	-48,33	3.393.301	2.122.952	-37,44
PORTUGAL	805.312	212.582	-73,60	2.382.041	779.642	-67,27
ICELAND	11.257	0	-100,00	36.974	0	-100,00
GREECE	259.559	356.299	37,27	745.704	1.271.754	70,54
HUNGARY	114.412	93.397	-18,37	456.325	392.766	-13,93
POLAND	81.885	297.220	262,97	392.731	1.284.822	227,15
ROMANIA	0	22.721	--	0	81.560	--
BULGARIA	39.133	12.122	-69,02	97.362	38.114	-60,85
ARMENIA	37.231	58.478	57,07	96.191	186.301	93,68
AZERBAIJAN	0	4.111	--	0	11.930	--
KAZAKHSTAN	10.227	9.480	-7,30	27.628	26.899	-2,64
MOLDOVA, REPUBLIC OF	0	11.023	--	0	34.984	--
TURKMENISTAN	0	23.018	--	0	69.215	--
UKRAINE	21.289	50.058	135,14	69.034	134.935	95,46
LITHUANIA	28.707	145.982	408,52	93.447	464.049	396,59
LATVIA	199.997	146.905	-26,55	469.737	410.213	-12,67
ESTONIA	56.418	50.293	-10,86	191.090	192.943	0,97
GEORGIA	54.355	83.283	53,22	150.542	248.066	64,78
CROATIA	7.800	40.455	418,65	19.800	137.076	592,30
MALTA	0	10.057	--	0	30.566	--
SLOVAKIA	1	79	7.800,00	13	2.201	16.830,77
SLOVENIA	43.754	75.833	73,32	57.401	225.302	292,51
CZECH REPUBLIC	17.230	47.267	174,33	102.112	238.277	133,35
RUSSIA FEDERATION	142.450	84.222	-40,88	486.212	359.667	-26,03
-SHEET	78.153.508	52.653.813	-32,63	142.435.223	130.185.831	-8,60
JAPAN	21.207.105	13.319.923	-37,19	37.873.109	32.785.812	-13,43
KOREA, REPUBLIC OF	2.692.539	1.504.457	-44,12	5.072.366	3.690.316	-27,25
TAIWAN	1.188.012	782.532	-34,13	2.177.563	1.980.477	-9,05
CHINA	10.802.817	5.741.378	-46,85	19.548.354	14.025.900	-28,25
SINGAPORE	2.451.886	2.387.639	-2,62	5.009.274	5.984.729	19,47
PHILIPPINES	782.524	536.657	-31,42	1.390.463	1.362.923	-1,98
MALAYSIA	32	262.080	818.900,00	117	614.973	525.517,95
VIET NAM	619.398	353.376	-42,95	1.166.165	842.148	-27,78
INDIA	4.874.171	591.680	-87,86	8.474.698	1.290.364	-84,77
SRI LANKA	100.800	0	-100,00	212.688	0	-100,00
TURKEY	861.120	390.717	-54,63	1.636.223	986.299	-39,72
EGYPT	927.360	907.200	-2,17	1.820.135	2.315.668	27,23
ALGERIA	85.680	68.040	-20,59	145.441	178.945	23,04
SOUTH AFRICA	2.068.799	1.974.720	-4,55	3.689.532	4.845.995	31,34
AUSTRALIA	1.390.193	241.920	-82,60	2.342.470	597.643	-74,49
NEW ZEALAND	120.960	0	-100,00	200.189	0	-100,00
SAINT VINCENT AND THE GRENADIN	20.160	0	-100,00	45.713	0	-100,00
UNITED STATES	5.229.239	5.329.649	1,92	9.741.443	13.211.030	35,62
CANADA	2.693.317	1.749.718	-35,03	5.177.408	4.363.630	-15,72
MEXICO	987.840	564.480	-42,86	1.720.505	1.439.323	-16,34
CHILE	0	19.200	--	0	43.008	--
VENEZUELA	302.400	645.120	113,33	526.734	1.588.607	201,60
ARGENTINA	80.640	201.600	150,00	155.837	533.635	242,43
BRAZIL	790.800	1.691.160	113,85	1.519.775	4.230.125	178,34
COLOMBIA	65.520	497.280	658,97	127.109	1.274.331	902,55
COSTA RICA	100.800	60.480	-40,00	177.206	142.733	-19,45
UNITED KINGDOM	566.639	604.801	6,73	991.029	1.445.310	45,84
NETHERLANDS	1.895.040	1.650.240	-12,92	3.409.712	4.161.469	22,05
FRANCE	705.977	513.420	-27,28	1.316.701	1.304.414	-0,93

TABEL 5. PERKEMBANGAN EKSPOR INDONESIA MENURUT KOMODITI DAN NEGARA TUJUAN

JENIS BARANG	BERAT BERSIH (KG)		PERUB	NILAI FOB (US \$)		PERUB
	JAN-MAR 2007	JAN-MAR 2008	%	JAN-MAR 2007	JAN-MAR 2008	%
(1)	(2)	(3)	(4)	(5)	(6)	(7)
GERMANY, FED. REP. OF	3.891.905	1.764.190	-54,67	7.164.512	4.378.196	-38,89
BELGIUM	3.576.000	3.001.919	-16,05	6.422.375	7.441.518	15,87
ITALY	209.160	535.500	156,02	342.418	1.309.153	282,33
SPAIN	1.491.840	1.533.240	2,78	2.776.436	3.803.182	36,98
GREECE	423.360	0	-100,00	793.129	0	-100,00
POLAND	2.150.298	1.382.472	-35,71	3.946.683	3.463.750	-12,24
ROMANIA	604.800	423.360	-30,00	1.100.488	1.062.331	-3,47
BULGARIA	19.200	0	-100,00	34.176	0	-100,00
BELARUS	1.446.168	0	-100,00	2.842.446	0	-100,00
UKRAINE	78.786	622.402	689,99	163.988	1.516.733	824,90
SLOVENIA	187.080	160.320	-14,30	349.325	378.663	8,40
RUSSIA FEDERATION	463.143	640.943	38,39	831.288	1.592.498	91,57
-CRUMB RUBBER	486.183.649	552.161.854	13,57	865.369.062	1.347.610.747	55,73
JAPAN	71.399.430	82.837.432	16,02	126.846.951	203.214.345	60,20
HONG KONG	100.800	100.800	0,00	177.820	243.432	36,90
KOREA, DEMOCRATIC PEOPLE'S REI	52.920	0	-100,00	109.015	0	-100,00
KOREA, REPUBLIC OF	23.450.700	22.973.998	-2,03	42.230.791	56.622.736	34,08
TAIWAN	3.296.961	5.039.994	52,87	5.753.179	12.393.681	115,42
CHINA	56.623.932	86.192.359	52,22	104.576.113	211.039.775	101,80
SINGAPORE	31.870.574	42.492.740	33,33	56.713.544	101.645.068	79,23
PHILIPPINES	201.600	705.600	250,00	415.901	1.757.933	322,68
MALAYSIA	467.818	302.400	-35,36	831.265	609.678	-26,66
VIET NAM	4.231.743	1.108.799	-73,80	7.610.756	2.829.146	-62,83
INDIA	14.293.743	6.591.918	-53,88	25.189.742	16.437.672	-34,74
PAKISTAN	1.048.318	604.797	-42,31	1.760.483	1.485.703	-15,61
IRAN (ISLAMIC REPUBLIC OF)	1.008.000	2.479.675	146,00	1.935.461	5.920.042	205,87
YEMEN	100.800	0	-100,00	189.120	0	-100,00
TURKEY	9.123.839	11.666.877	27,87	16.654.166	28.969.158	73,95
EGYPT	40.320	120.960	200,00	69.754	324.430	365,11
TUNISIA	100.800	0	-100,00	187.226	0	-100,00
ALGERIA	128.520	65.520	-49,02	224.777	162.213	-27,83
ETHIOPIA	0	181.440	--	0	424.336	--
TANZANIA, UNITED REPUBLIC OF	20.160	0	-100,00	37.195	0	-100,00
KENYA	927.360	403.199	-56,52	1.799.932	929.175	-48,38
DJIBOUTI	0	161.280	--	0	381.798	--
SOUTH AFRICA	5.745.600	6.994.558	21,74	10.091.489	17.284.499	71,28
AUSTRALIA	2.802.240	4.636.793	65,47	4.790.583	11.246.914	134,77
NEW ZEALAND	221.760	423.360	90,91	361.989	1.049.338	189,88
EAST TIMOR	60.480	0	-100,00	103.924	0	-100,00
UNITED STATES	146.398.219	157.877.203	7,84	253.811.802	381.828.469	50,44
CANADA	9.435.297	13.204.932	39,95	16.271.149	32.044.549	96,94
MEXICO	4.740.957	5.597.760	18,07	8.522.633	13.790.568	61,81
CHILE	1.259.999	616.557	-51,07	2.177.145	1.504.280	-30,91
VENEZUELA	1.612.800	1.456.560	-9,69	3.155.088	3.512.248	11,32
ARGENTINA	4.931.640	4.362.540	-11,54	8.733.227	10.539.167	20,68
BRAZIL	9.720.655	13.461.993	38,49	17.334.226	32.816.977	89,32
COLOMBIA	4.193.280	3.956.400	-5,65	7.680.535	9.877.553	28,61
ECUADOR	1.491.840	1.512.000	1,35	2.753.993	3.689.827	33,98
PERU	719.040	0	-100,00	1.169.557	0	-100,00
COSTA RICA	564.480	665.279	17,86	1.021.628	1.569.590	53,64
UNITED KINGDOM	4.448.100	3.693.059	-16,97	7.803.571	9.013.954	15,51
NETHERLANDS	3.773.698	5.645.938	49,61	6.765.474	14.062.266	107,85
FRANCE	12.101.331	15.119.625	24,94	21.927.028	37.375.457	70,45
GERMANY, FED. REP. OF	16.248.776	12.586.099	-22,54	30.133.466	31.944.928	6,01
AUSTRIA	0	181.440	--	0	375.780	--
BELGIUM	7.028.037	4.791.040	-31,83	12.600.012	11.853.754	-5,92
LUXEMBOURG	0	383.040	--	0	1.010.218	--
NORWAY	19.200	76.800	300,00	40.128	197.568	392,34
SWEDEN	504.000	80.840	-83,96	945.799	214.259	-77,35
FINLAND	0	60.480	--	0	147.837	--
IRELAND	128.520	235.620	83,33	232.191	591.917	154,93
ITALY	5.181.119	4.856.040	-6,27	9.408.122	11.927.908	26,78
SPAIN	10.093.859	8.754.478	-13,27	18.150.765	21.451.663	18,19
GREECE	221.760	771.120	247,73	382.986	1.952.499	409,81
HUNGARY	257.040	525.420	104,41	485.934	1.175.792	141,97
POLAND	6.248.336	7.304.216	16,90	11.275.097	17.713.411	57,10
ROMANIA	3.815.280	3.933.717	3,10	7.020.081	9.645.120	37,39
YUGOSLAVIA	0	45.360	--	0	123.096	--
UKRAINE	0	1.512.000	--	0	3.678.857	--
SLOVENIA	3.112.800	2.530.079	-18,72	5.772.917	6.311.039	9,32
CZECH REPUBLIC	120.960	20.160	-83,33	220.557	46.445	-78,94
RUSSIA FEDERATION	494.208	259.560	-47,48	912.775	652.679	-28,50
-CREPE	4.661.513	7.452.938	59,88	7.754.536	17.891.476	130,72
JAPAN	746	231.119	30.881,10	1.580	582.048	36.738,48
KOREA, REPUBLIC OF	15.120	15.120	0,00	24.844	36.846	48,31
CHINA	201.600	1.491.840	640,00	405.216	3.457.036	753,13

TABEL 5. PERKEMBANGAN EKSPOR INDONESIA MENURUT KOMODITI DAN NEGARA TUJUAN

JENIS BARANG	BERAT BERSIH (KG)		PERUB	NILAI FOB (US \$)		PERUB
	JAN-MAR 2007	JAN-MAR 2008	%	JAN-MAR 2007	JAN-MAR 2008	%
(1)	(2)	(3)	(4)	(5)	(6)	(7)
SINGAPORE	100.800	0	-100,00	214.804	0	-100,00
MALAYSIA	0	364.879	--	0	907.821	--
VIET NAM	201.600	196.799	-2,38	398.362	473.376	18,83
INDIA	141.120	262.080	85,71	251.218	614.138	144,46
ISRAEL	0	161.280	--	0	408.441	--
YEMEN	40.320	0	-100,00	76.810	0	-100,00
TURKEY	126.815	0	-100,00	191.099	0	-100,00
EGYPT	60.480	0	-100,00	122.774	0	-100,00
SOUTH AFRICA	120.960	0	-100,00	200.982	0	-100,00
MAURITIUS	0	443	--	0	1.200	--
UNITED STATES	2.056.363	2.674.978	30,08	2.794.564	6.420.016	129,73
CANADA	403.199	806.400	100,00	835.737	1.961.379	134,69
MEXICO	0	40.320	--	0	104.126	--
ARGENTINA	0	60.480	--	0	153.619	--
BRAZIL	0	502.080	--	0	1.252.435	--
UNITED KINGDOM	184.130	20.160	-89,05	330.781	53.424	-83,85
FRANCE	101.029	60.480	-40,14	171.339	139.576	-18,54
GERMANY, FED. REP. OF	403.200	0	-100,00	734.178	0	-100,00
ITALY	60.480	201.600	233,33	137.894	469.455	240,45
SPAIN	31	20.160	64.932,26	262	45.360	17.212,98
PORTUGAL	20.160	40.320	100,00	35.810	97.538	172,38
GREECE	383.040	0	-100,00	740.804	0	-100,00
YUGOSLAVIA	40.320	80.640	100,00	85.478	194.342	127,36
UKRAINE	0	221.760	--	0	519.300	--
-BUNGKIL KELAPA	45.383.965	53.127.106	17,06	5.180.188	6.605.293	27,51
JAPAN	0	59.821	--	0	5.810	--
KOREA, REPUBLIC OF	24.618.123	28.525.819	15,87	2.872.701	3.233.499	12,56
TAIWAN	1.046.230	899.595	-14,02	219.711	163.122	-25,76
CHINA	81.000	60.000	-25,93	21.870	9.747	-55,43
SINGAPORE	0	1.759.226	--	0	317.644	--
VIET NAM	16.506.028	16.702.640	1,19	1.794.042	1.971.569	9,90
PAKISTAN	334.360	0	-100,00	40.123	0	-100,00
AUSTRALIA	98.920	37.600	-61,99	15.208	5.828	-61,68
NETHERLANDS	799.304	5.082.405	535,85	77.133	898.074	1.064,32
GERMANY, FED. REP. OF	1.900.000	0	-100,00	139.400	0	-100,00
-DEDAK/BEKATUL	81.526.822	94.200.974	15,55	13.315.742	14.055.323	5,55
JAPAN	10.426.619	17.853.790	71,23	1.199.071	2.700.656	125,23
HONG KONG	0	26	--	0	90	--
KOREA, REPUBLIC OF	65.347.720	61.968.883	-5,17	11.430.103	9.107.417	-20,32
THAILAND	252.000	0	-100,00	46.718	0	-100,00
MALAYSIA	483	0	-100,00	7.350	0	-100,00
VIET NAM	5.500.000	14.378.275	161,42	632.500	2.247.160	255,28
-LAINNYA	492.174.066	658.934.442	33,88	38.679.320	90.825.645	134,82
JAPAN	3.633.490	5.680.324	56,33	872.105	1.694.544	94,31
HONG KONG	302	0	-100,00	7.292	0	-100,00
KOREA, REPUBLIC OF	57.991.370	105.030.627	81,11	4.499.034	13.606.967	202,44
TAIWAN	794.689	628.550	-20,91	269.784	201.415	-25,34
CHINA	1.322.930	1.509.000	14,06	884.963	167.700	-81,05
THAILAND	36.514.902	8.165.993	-77,64	1.990.966	1.529.013	-23,20
SINGAPORE	1.039.840	948.492	-8,78	112.191	127.868	13,97
PHILIPPINES	6.703.360	0	-100,00	459.946	0	-100,00
MALAYSIA	602.212	1.980.030	228,79	241.219	292.215	21,14
MYANMAR (FORM. BURMA)	0	17.000	--	0	6.757	--
BRUNEI DARUSSALAM	240	417	73,75	480	277	-42,29
VIET NAM	27.593.810	20.188.439	-26,84	2.033.764	2.604.657	28,07
INDIA	929.907	542.250	-41,69	388.308	212.752	-45,21
PAKISTAN	0	92.399	--	0	31.305	--
BANGLADESH	1.681.029	21.000	-98,75	570.931	1.281	-99,78
LEBANON	0	8.500	--	0	2.975	--
TANZANIA, UNITED REPUBLIC OF	36.000	0	-100,00	35.846	0	-100,00
GHANA	60.000	200.360	233,93	36.000	92.962	158,23
NIGERIA	200.000	220.000	10,00	103.000	116.900	13,50
SOUTH AFRICA	312.000	77.999	-75,00	277.490	106.800	-61,51
AUSTRALIA	296.638	12.908.306	4.251,53	294.270	1.897.627	544,86
NEW ZEALAND	40.500.000	151.350.719	273,71	2.629.056	19.719.926	650,08
UNITED STATES	1.960	1.345	-31,38	32.730	21.268	-35,02
DOMINICAN REPUBLIC	361.701	0	-100,00	74.100	0	-100,00
UNITED KINGDOM	13.000	26.000	100,00	14.895	34.380	130,82
NETHERLANDS	250.836.276	264.448.343	5,43	18.714.185	36.987.943	97,65
GERMANY, FED. REP. OF	60.696.410	84.788.349	39,69	4.082.620	11.317.738	177,22
POLAND	26.000	0	-100,00	24.245	0	-100,00
UKRAINE	26.000	100.000	284,62	29.900	50.375	68,48
-MINYAK ATSIRI LAINNYA	1.118.346	964.390	-13,77	19.050.272	38.286.321	100,98
JAPAN	4.963	17.134	245,23	145.356	599.373	312,35

TABEL 5. PERKEMBANGAN EKSPOR INDONESIA MENURUT KOMODITI DAN NEGARA TUJUAN

JENIS BARANG	BERAT BERSIH (KG)		PERUB %	NILAI FOB (US \$)		PERUB %
	JAN-MAR 2007	JAN-MAR 2008		JAN-MAR 2007	JAN-MAR 2008	
	(1)	(2)	(3)	(4)	(5)	(6)
HONG KONG	1.152	6.353	451,48	3.501	40.914	1.068,64
KOREA, REPUBLIC OF	0	11.115	--	0	18.748	--
CHINA	67.098	53.411	-20,40	377.467	825.439	118,68
THAILAND	424	3.928	826,42	3.205	27.257	750,45
SINGAPORE	445.664	268.725	-39,70	6.257.683	11.711.546	87,15
PHILIPPINES	531	1.234	132,39	11.574	20.382	76,10
MALAYSIA	1.942	2.503	28,89	43.124	12.427	-71,18
BRUNEI DARUSSALAM	2.285	0	-100,00	8.012	0	-100,00
MALDIVES	0	229	--	0	729	--
INDIA	78.822	67.666	-14,15	1.118.764	1.022.679	-8,59
SRI LANKA	50	321	542,00	1.100	5.600	409,09
SAUDI ARABIA	0	100	--	0	500	--
TURKEY	0	7.020	--	0	69.800	--
UNITED ARAB EMIRATES	12.850	9.400	-26,85	287.540	844.660	193,75
EGYPT	616	0	-100,00	4.272	0	-100,00
BENIN	2.254	0	-100,00	12.054	0	-100,00
SOUTH AFRICA	1.842	1.400	-24,00	24.240	10.920	-54,95
AUSTRALIA	488	747	53,07	3.375	9.628	185,27
NEW ZEALAND	0	522	--	0	5.816	--
GUAM	2.000	0	-100,00	4.410	0	-100,00
UNITED STATES	231.624	287.633	24,18	3.696.361	10.038.634	171,58
CANADA	6.504	0	-100,00	56.520	0	-100,00
MEXICO	2.525	109	-95,68	19.800	925	-95,33
ARGENTINA	75	10	-86,67	703	220	-68,71
BRAZIL	2.396	7.083	195,62	22.557	55.975	148,15
UNITED KINGDOM	27.585	15.910	-42,32	773.699	1.125.365	45,45
NETHERLANDS	14.721	28.370	92,72	370.515	1.142.349	208,31
FRANCE	59.700	42.210	-29,30	1.545.127	2.293.142	48,41
GERMANY, FED. REP. OF	60.418	38.562	-36,17	1.716.454	2.427.066	41,40
BELGIUM	600	0	-100,00	151.536	0	-100,00
SWITZERLAND	61.273	70.958	15,81	1.798.583	5.813.154	223,21
NORWAY	0	78	--	0	3.261	--
SWEDEN	92	0	-100,00	43	0	-100,00
IRELAND	0	49	--	0	525	--
ITALY	5.099	110	-97,84	47.590	15.776	-66,85
SPAIN	22.500	7.100	-68,44	544.910	118.611	-78,23
GREECE	253	0	-100,00	197	0	-100,00
ROMANIA	0	14.400	--	0	24.900	--
-WANGI-WANGIAN DARI MINYAK AT:	13.196.628	15.670.370	18,75	43.729.058	54.585.270	24,83
JAPAN	936.829	752.511	-19,67	3.152.939	3.103.937	-1,55
HONG KONG	256.340	451.443	76,11	1.629.605	3.926.220	140,93
KOREA, REPUBLIC OF	45.806	61.854	35,03	308.701	409.169	32,55
TAIWAN	906.645	1.008.060	11,19	1.235.143	1.164.373	-5,73
CHINA	157.869	232.197	47,08	459.979	506.488	10,11
MONGOLIA	0	15.481	--	0	37.625	--
MACAU	0	375	--	0	5.462	--
PAPUA NEW GUINEA	74.555	108.051	44,93	206.452	276.411	33,89
THAILAND	1.285.879	1.579.683	22,85	9.818.201	8.582.334	-12,59
SINGAPORE	1.964.069	646.249	-67,10	4.131.546	4.033.333	-2,38
PHILIPPINES	394.592	778.501	97,29	3.050.954	4.571.639	49,84
MALAYSIA	2.054.358	2.590.464	26,10	5.825.416	7.188.369	23,40
MYANMAR (FORM. BURMA)	5.875	56.631	863,93	82.001	481.494	487,18
CAMBODIA	15	699	4.560,00	528	7.320	1.286,36
BRUNEI DARUSSALAM	56.898	94.217	65,59	207.124	390.284	88,43
VIET NAM	209.951	271.073	29,11	1.859.033	2.250.302	21,05
MALDIVES	75.770	164.680	117,34	170.716	264.710	55,06
INDIA	345.696	344.302	-0,40	749.703	1.312.147	75,02
PAKISTAN	85.813	184.505	115,01	294.930	508.787	72,51
BANGLADESH	16.585	18.753	13,07	35.847	27.502	-23,28
SRI LANKA	32.989	30.291	-8,18	33.898	58.103	71,41
IRAQ	17.595	9.430	-46,41	40.072	21.916	-45,31
IRAN (ISLAMIC REPUBLIC OF)	29.799	83.144	179,02	105.680	204.555	93,56
SAUDI ARABIA	72.302	144.362	99,67	189.564	391.523	106,54
KUWAIT	375	0	-100,00	12.690	0	-100,00
JORDAN	16.004	9.312	-41,81	52.638	29.346	-44,25
LEBANON	1.594	11.597	627,54	9.410	33.480	255,79
YEMEN	226.612	192.553	-15,03	338.844	298.428	-11,93
SYRIA ARAB REPUBLIC	0	5	--	0	16	--
TURKEY	675	0	-100,00	7.680	0	-100,00
UNITED ARAB EMIRATES	2.085.129	3.064.160	46,95	5.140.768	8.357.796	62,58
QATAR	311	0	-100,00	296	0	-100,00
CYPRUS	7.102	5.242	-26,19	24.410	14.148	-42,04
EGYPT	1.281	12.518	877,21	9.035	36.986	309,36
LIBYAN ARAB JAMAHIRIYA	71.037	17.015	-76,05	262.793	43.490	-83,45
SUDAN	0	24.410	--	0	145.580	--
NAMIBIA	24.480	36.720	50,00	37.400	61.200	63,64
TANZANIA, UNITED REPUBLIC OF	102.404	226.298	120,99	122.912	358.765	191,89

TABEL 5. PERKEMBANGAN EKSPOR INDONESIA MENURUT KOMODITI DAN NEGARA TUJUAN

JENIS BARANG	BERAT BERSIH (KG)		PERUB	NILAI FOB (US \$)		PERUB
	JAN-MAR 2007	JAN-MAR 2008	%	JAN-MAR 2007	JAN-MAR 2008	%
(1)	(2)	(3)	(4)	(5)	(6)	(7)
MADAGASCAR	42.578	18.442	-56,69	31.832	6.902	-78,32
KENYA	381.004	302.381	-20,64	688.241	582.186	-15,41
REUNION	0	3.889	--	0	10.633	--
MOZAMBIQUE	19.274	7	-99,96	29.665	19	-99,94
GHANA	27.115	127.025	368,47	57.192	285.888	399,87
GUINEA	0	11.553	--	0	32.042	--
ANGOLA	15.803	97.920	519,63	30.750	163.200	430,73
CAMEROON	0	10.924	--	0	23.202	--
NIGERIA	11.507	465.385	3.944,36	53.350	855.675	1.503,89
GABON	6.936	0	-100,00	20.563	0	-100,00
COTE D'IVOIRE	46.957	324	-99,31	64.652	1.150	-98,22
SENEGAL	93.893	136.994	45,90	118.897	135.146	13,67
BENIN	144.273	107.254	-25,66	250.503	203.255	-18,86
BURKINA FASO	0	6.361	--	0	11.435	--
GAMBIA	362	0	-100,00	751	0	-100,00
SEYCHELLES	7.726	5.993	-22,43	19.563	10.580	-45,92
UGANDA	48.180	251	-99,48	61.320	652	-98,94
DJIBOUTI	36.358	118.967	227,21	57.700	148.715	157,74
SAO TOME AND PRINCIPE	0	19.454	--	0	39.251	--
SOUTH AFRICA	332	27.050	8.047,59	2.051	69.139	3.270,99
MAURITIUS	10.755	44.803	316,58	16.207	126.843	682,64
AUSTRALIA	21.974	115.928	427,57	64.979	380.470	485,53
NEW ZEALAND	2.784	2.538	-8,84	6.955	16.332	134,82
MICRONESIA, FEDERATED STATES (1.374	0	-100,00	3.345	0	-100,00
GUAM	18	1.492	8.188,89	162	2.072	1.179,01
NEW CALEDONIA	4.397	333	-92,43	6.236	470	-92,46
VANUATU	15.734	24.405	55,11	30.939	30.342	-1,93
WALLIS AND FUTUNA ISLANDS	2.392	2.256	-5,69	5.745	6.180	7,57
COOK ISLANDS	903	0	-100,00	1.123	0	-100,00
FIJI	24.421	25.372	3,89	60.533	52.625	-13,06
KIRIBATI	0	13.125	--	0	22.333	--
SAMOA	9.685	11.146	15,09	17.880	17.980	0,56
SOLOMON ISLANDS	18.875	21.393	13,34	57.082	47.089	-17,51
TONGA	7.201	2.853	-60,38	14.026	3.326	-76,29
TUVALU	0	290	--	0	746	--
EAST TIMOR	4	105.789	2.644.625,00	8	104.314	1.303.825,00
UNITED STATES	92.426	54.723	-40,79	422.909	147.597	-65,10
CANADA	32.395	134	-99,59	103.000	725	-99,30
PANAMA	0	23.650	--	0	31.625	--
SURINAME	183	2.459	1.243,72	1.064	14.384	1.251,88
CHILE	2.503	203	-91,89	2.819	352	-87,51
BRAZIL	450	0	-100,00	6.250	0	-100,00
COLOMBIA	15	0	-100,00	285	0	-100,00
BOLIVIA	6.356	0	-100,00	6.501	0	-100,00
BAHAMAS	219	0	-100,00	81	0	-100,00
BELIZE	0	4.248	--	0	24.660	--
BARBADOS	13.628	1.602	-88,24	25.957	2.128	-91,80
BERMUDA	5	0	-100,00	52	0	-100,00
FRENCH POLYNESIA	10	3	-70,00	26	14	-46,15
MARTINIQUE	18	10	-44,44	62	62	0,00
NETHERLANDS ANTILLES	125	0	-100,00	1.680	0	-100,00
GUADELOUPE	168	0	-100,00	484	0	-100,00
UNITED KINGDOM	155.830	169.073	8,50	814.289	830.434	1,98
NETHERLANDS	57.027	73.298	28,53	102.359	151.410	47,92
FRANCE	100.723	85.894	-14,72	456.207	497.163	8,98
GERMANY, FED. REP. OF	14.640	5.640	-61,48	30.527	9.409	-69,18
AUSTRIA	0	95	--	0	5.085	--
BELGIUM	17.574	8.039	-54,26	43.302	16.346	-62,25
SWITZERLAND	1.004	401	-60,06	9.125	3.279	-64,07
DENMARK	56	0	-100,00	44	0	-100,00
NORWAY	67	100	49,25	920	3.707	302,93
IRELAND	200	0	-100,00	3.585	0	-100,00
ITALY	88.374	88.879	0,57	197.038	137.262	-30,34
SPAIN	1.078	2.337	116,79	31.355	39.376	25,58
PORTUGAL	844	34.068	3.936,49	869	36.657	4.118,30
GREECE	20.552	21.513	4,68	37.289	41.394	11,01
DEMOCRATIC REPUBLIC OF THE CO	14.644	21.568	47,28	24.906	51.423	106,47
HUNGARY	5.044	0	-100,00	9.727	0	-100,00
POLAND	1.083	0	-100,00	7.915	0	-100,00
ROMANIA	0	655	--	0	13.963	--
BULGARIA	0	627	--	0	11.551	--
LITHUANIA	383	359	-6,27	2.674	3.887	45,36
ESTONIA	0	300	--	0	3.094	--
CROATIA	0	2	--	0	8	--
MALTA	2.815	655	-76,73	3.350	1.020	-69,55
RUSSIA FEDERATION	140	11.152	7.865,71	3.249	13.825	325,52
ROTAN OLAHAN	6.091.412	7.803.673	28,11	6.135.674	7.233.529	17,89

TABEL 5. PERKEMBANGAN EKSPOR INDONESIA MENURUT KOMODITI DAN NEGARA TUJUAN

JENIS BARANG	BERAT BERSIH (KG)		PERUB	NILAI FOB (US \$)		PERUB
	JAN-MAR 2007	JAN-MAR 2008	%	JAN-MAR 2007	JAN-MAR 2008	%
(1)	(2)	(3)	(4)	(5)	(6)	(7)
JAPAN	13.478	1.944	-85,58	176.668	12.029	-93,19
HONG KONG	250.175	426.072	70,31	248.548	366.859	47,60
KOREA, REPUBLIC OF	3.774	0	-100,00	4.452	0	-100,00
TAIWAN	106.526	57.768	-45,77	54.145	42.056	-22,33
CHINA	4.489.155	5.796.650	29,13	3.665.778	4.828.321	31,71
THAILAND	116.584	142.700	22,40	112.864	134.625	19,28
SINGAPORE	401.186	692.678	72,66	418.483	730.455	74,55
MALAYSIA	145.032	250.694	72,85	120.678	157.082	30,17
VIET NAM	66.650	0	-100,00	55.986	0	-100,00
MALDIVES	210	0	-100,00	815	0	-100,00
INDIA	7.400	73.052	887,19	6.216	69.875	1.024,12
SRI LANKA	40.428	27.898	-30,99	31.603	36.033	14,02
SAUDI ARABIA	0	46.736	--	0	56.084	--
KUWAIT	31.392	3.851	-87,73	14.725	2.920	-80,17
JORDAN	0	12.375	--	0	14.819	--
SYRIA ARAB REPUBLIC	5.847	0	-100,00	4.622	0	-100,00
TURKEY	6.499	0	-100,00	11.346	0	-100,00
UNITED ARAB EMIRATES	879	1.032	17,41	3.250	5.137	58,06
CYPRUS	3.866	7.602	96,64	15.675	25.800	64,59
EGYPT	598	0	-100,00	466	0	-100,00
KENYA	450	0	-100,00	386	0	-100,00
REUNION	167	0	-100,00	269	0	-100,00
SOUTH AFRICA	16.400	24.657	50,35	16.400	30.487	85,90
AUSTRALIA	18.322	10.715	-41,52	61.788	23.103	-62,61
NEW ZEALAND	2.500	3.070	22,80	4.700	6.439	37,00
GUAM	0	275	--	0	500	--
NEW CALEDONIA	2	79	3.850,00	16	421	2.531,25
SAMOA	1.076	0	-100,00	3.261	0	-100,00
TONGA	0	236	--	0	179	--
EAST TIMOR	0	165	--	0	29	--
UNITED STATES	98.552	66.367	-32,66	334.634	243.655	-27,19
CANADA	1.144	249	-78,23	4.003	1.456	-63,63
MEXICO	311	0	-100,00	750	0	-100,00
ARGENTINA	740	307	-58,51	1.051	505	-51,95
COLOMBIA	13.062	0	-100,00	12.735	0	-100,00
PUERTO RICO	4.155	0	-100,00	10.006	0	-100,00
COSTA RICA	105	0	-100,00	36	0	-100,00
UNITED KINGDOM	47.380	9.643	-79,65	263.276	40.330	-84,68
NETHERLANDS	36.762	670	-98,18	61.253	1.408	-97,70
FRANCE	24.937	32.143	28,90	69.338	81.517	17,56
GERMANY, FED. REP. OF	68.122	40.086	-41,16	112.531	86.809	-22,86
BELGIUM	29.345	34.115	16,25	101.533	93.544	-7,87
SWEDEN	46	1.237	2.589,13	75	10.055	13.306,67
FINLAND	659	0	-100,00	521	0	-100,00
ITALY	13.077	3.935	-69,91	34.987	21.228	-39,33
SPAIN	8.828	15.261	72,87	58.045	60.751	4,66
PORTUGAL	206	293	42,23	285	711	149,47
GREECE	3.063	3	-99,90	9.441	20	-99,79
HUNGARY	159	0	-100,00	150	0	-100,00
ROMANIA	16	0	-100,00	33	0	-100,00
UKRAINE	7.267	15.185	108,96	22.054	45.157	104,76
CROATIA	690	0	-100,00	920	0	-100,00
CZECH REPUBLIC	4.190	3.930	-6,21	4.877	3.130	-35,82
-MINYAK KELAPA SAWIT	2.570.350.093	3.795.575.828	47,67	1.321.183.863	3.577.423.674	170,77
JAPAN	1.061.973	406.523	-61,72	851.581	532.740	-37,44
HONG KONG	4.015.850	11.499.000	186,34	2.296.139	10.719.060	366,83
KOREA, REPUBLIC OF	262	4.498.000	1.716.693,89	35	4.081.935	11.662.571,43
TAIWAN	271.900	204.310	-24,86	166.967	265.443	58,98
CHINA	328.847.452	632.918.966	92,47	172.036.045	594.668.763	245,67
PAPUA NEW GUINEA	677.201	906.926	33,92	577.923	1.174.676	103,26
THAILAND	0	19.193.000	--	0	19.336.795	--
SINGAPORE	182.645.836	152.616.796	-16,44	92.967.230	136.686.376	47,03
PHILIPPINES	6.191.266	2.899.948	-53,16	4.391.264	3.442.941	-21,60
MALAYSIA	60.753.940	279.498.463	360,05	29.499.416	271.640.162	820,83
MYANMAR (FORM. BURMA)	82.632.231	39.948.447	-51,66	44.028.129	40.816.355	-7,29
BRUNEI DARUSSALAM	224.575	396.606	76,60	143.497	487.659	239,84
LAO PEOPLE'S DEMOCRATIC REPUB	21.006	0	-100,00	11.845	0	-100,00
VIET NAM	18.797.098	76.577.266	307,39	9.462.406	70.712.406	647,30
MALDIVES	269.925	460.669	70,67	225.984	662.963	193,37
INDIA	530.544.106	1.143.872.985	115,60	260.527.171	1.055.349.038	305,08
PAKISTAN	172.833.650	173.089.825	0,15	91.961.809	178.509.605	94,11
BANGLADESH	135.767.455	117.461.244	-13,48	76.379.771	118.274.109	54,85
SRI LANKA	78.495.745	29.413.127	-62,53	39.636.781	25.592.785	-35,43
AFGHANISTAN	407.808	0	-100,00	281.591	0	-100,00
IRAQ	0	532.170	--	0	659.382	--
IRAN (ISLAMIC REPUBLIC OF)	7.000.000	68.912.920	884,47	3.465.000	64.665.961	1.766,26
SAUDI ARABIA	41.549.095	51.086.254	22,95	21.597.501	47.572.011	120,27

TABEL 5. PERKEMBANGAN EKSPOR INDONESIA MENURUT KOMODITI DAN NEGARA TUJUAN

JENIS BARANG	BERAT BERSIH (KG)		PERUB	NILAI FOB (US \$)		PERUB
	JAN-MAR 2007	JAN-MAR 2008	%	JAN-MAR 2007	JAN-MAR 2008	%
	(1)	(2)	(3)	(4)	(5)	(6)
ISRAEL	0	75.204	--	0	100.179	--
JORDAN	0	47.115.513	--	0	49.887.095	--
YEMEN	8.107.753	2.381.531	-70,63	4.530.232	2.688.100	-40,66
OMAN	0	2.998.000	--	0	3.072.950	--
SYRIA ARAB REPUBLIC	41.600	4.000.000	9.515,38	29.328	3.675.000	12.430,69
TURKEY	103.045.299	36.949.993	-64,14	56.765.189	37.164.925	-34,53
UNITED ARAB EMIRATES	17.499.739	210.061	-98,80	9.699.674	233.637	-97,59
EGYPT	173.094.135	98.266.076	-43,23	91.695.397	91.534.948	-0,17
TUNISIA	14.342.100	18.003.000	25,53	8.037.305	17.404.006	116,54
ALGERIA	15.984.924	23.250.000	45,45	7.818.059	24.798.750	217,20
SUDAN	0	56.052	--	0	56.061	--
NAMIBIA	0	49.627	--	0	83.853	--
TANZANIA, UNITED REPUBLIC OF	28.136.573	1.458.784	-94,82	14.011.381	1.613.796	-88,48
KENYA	0	288.864	--	0	378.758	--
MOZAMBIQUE	5.520.050	489.822	-91,13	3.082.424	656.253	-78,71
EQUATORIAL GUINEA	205.376	74.771	-63,59	163.013	96.441	-40,84
TOGO	730.821	68.203	-90,67	498.538	116.099	-76,71
GHANA	2.199.233	11.017.912	400,99	1.686.818	12.264.732	627,09
LIBERIA	33.049	0	-100,00	26.985	0	-100,00
GUINEA	4.064.530	6.500.000	59,92	2.254.782	6.565.000	191,16
ANGOLA	2.900.696	5.082.107	75,20	2.098.813	5.226.657	149,03
CONGO	545.063	1.686.986	209,50	375.559	1.802.887	380,05
CAMEROON	507.033	769.160	51,70	365.718	803.360	119,67
NIGERIA	0	35.456	--	0	55.463	--
SIERRA LEONE	0	233.784	--	0	301.391	--
GABON	0	356.898	--	0	485.763	--
COTE D'IVOIRE	50.976	5.929.809	11.532,55	35.454	6.400.282	17.952,36
SENEGAL	0	169.920	--	0	222.799	--
MAURITANIA	2.026.640	285.113	-85,93	1.225.500	334.503	-72,70
MALI	0	16.545	--	0	26.849	--
BENIN	981.513	542.915	-44,69	740.012	839.286	13,42
GUINEA BISSAU	395.270	2.271.567	474,69	290.225	2.294.709	690,67
GAMBIA	51.591	254.880	394,04	41.222	262.025	535,64
DJIBOUTI	498.360	505.468	1,43	346.076	460.377	33,03
SAO TOME AND PRINCIPE	76.020	95.025	25,00	60.900	115.500	89,66
SOUTH AFRICA	36.418.546	31.261.390	-14,16	16.485.895	26.387.913	60,06
COMOROS	94.224	135.820	44,15	69.736	185.653	166,22
MAURITIUS	39.398	77.570	96,89	29.745	103.608	248,32
AUSTRALIA	211.043	0	-100,00	126.532	0	-100,00
MICRONESIA, FEDERATED STATES (1.954	2.542	30,09	4.168	3.333	-20,03
NORTHERN MARIANA ISLANDS	31.068	16.201	-47,85	23.337	21.956	-5,92
VANUATU	65.515	92.056	40,51	54.905	128.452	133,95
COOK ISLANDS	17.333	0	-100,00	13.811	0	-100,00
FIJI	54.040	64.552	19,45	35.195	93.789	166,48
KIRIBATI	0	42.534	--	0	58.832	--
SAMOA	153.036	256.272	67,46	126.114	365.389	189,73
TONGA	17.163	34.511	101,08	14.692	53.290	262,71
TUVALU	16.938	16.130	-4,77	12.970	27.070	108,71
EAST TIMOR	73	184.703	252.917,81	21	270.275	1.286.923,81
UNITED STATES	11.065.800	20.152.953	82,12	5.589.823	17.424.807	211,72
BRAZIL	4.840.000	33.969.966	601,86	2.564.000	31.756.626	1.138,56
JAMAICA	59.875	0	-100,00	35.525	0	-100,00
COSTA RICA	3.000.000	0	-100,00	1.515.000	0	-100,00
FRENCH POLYNESIA	16.510	0	-100,00	13.139	0	-100,00
UNITED KINGDOM	7.171.877	700.000	-90,24	3.247.330	677.250	-79,14
NETHERLANDS	181.506.689	311.734.560	71,75	87.028.451	292.393.963	235,98
FRANCE	0	2.549.985	--	0	2.093.987	--
GERMANY, FED. REP. OF	130.505.711	112.105.082	-14,10	68.754.984	97.476.722	41,77
BELGIUM	87.152	21.042	-75,86	51.420	22.094	-57,03
SWITZERLAND	124.941	0	-100,00	83.508	0	-100,00
DENMARK	0	6.499.955	--	0	5.213.461	--
SWEDEN	0	32.219	--	0	38.901	--
ITALY	39.402.177	95.325.607	141,93	17.338.632	88.523.101	410,55
SPAIN	20.503.321	11.378.006	-44,51	10.882.842	10.245.977	-5,85
PORTUGAL	12.860.305	2.739.854	-78,70	7.094.106	2.717.835	-61,69
GREECE	14.826.938	15.984.765	7,81	6.382.304	15.079.208	136,27
DEMOCRATIC REPUBLIC OF THE CO	1.335.604	12.877.386	864,16	900.564	11.961.850	1.228,26
POLAND	0	21.000	--	0	20.370	--
BULGARIA	934.492	6.860.000	634,09	547.537	6.516.525	1.090,15
YUGOSLAVIA	500.000	0	-100,00	256.250	0	-100,00
AZERBAIJAN	21.000	0	-100,00	15.124	0	-100,00
KAZAKHSTAN	225.000	0	-100,00	144.000	0	-100,00
KYRGYZSTAN	21.006	0	-100,00	15.019	0	-100,00
TAJIKISTAN	22.500	0	-100,00	14.513	0	-100,00
UKRAINE	37.502.965	51.834.966	38,22	17.919.627	48.884.991	172,80
GEORGIA	6.180.000	0	-100,00	3.515.400	0	-100,00
RUSSIA FEDERATION	26.469.181	721.710	-97,27	13.890.955	802.847	-94,22

TABEL 5. PERKEMBANGAN EKSPOR INDONESIA MENURUT KOMODITI DAN NEGARA TUJUAN

JENIS BARANG	BERAT BERSIH (KG)		PERUB	NILAI FOB (US \$)		PERUB
	JAN-MAR 2007	JAN-MAR 2008	%	JAN-MAR 2007	JAN-MAR 2008	%
(1)	(2)	(3)	(4)	(5)	(6)	(7)
-MINYAK BIJI KELAPA SAWIT	293.555.631	372.113.705	26,76	162.825.073	408.793.577	151,06
JAPAN	0	6.000.000	--	0	6.273.750	--
CHINA	87.201.705	92.037.324	5,55	50.583.933	96.392.834	90,56
SINGAPORE	2.276.836	3.000.003	31,76	1.222.669	2.651.502	116,86
PHILIPPINES	3.499.350	0	-100,00	1.677.686	0	-100,00
MALAYSIA	47.184.134	84.850.349	79,83	24.424.286	95.907.557	292,67
INDIA	13.616.319	41.990.324	208,38	7.414.184	43.769.755	490,35
PAKISTAN	1.550.000	1.750.000	12,90	978.400	1.905.063	94,71
BANGLADESH	1.000.000	1.500.000	50,00	474.000	1.887.500	298,21
SRI LANKA	1.550.000	400.000	-74,19	983.125	448.000	-54,43
SAUDI ARABIA	0	600.000	--	0	552.000	--
TURKEY	19.936.255	10.238.063	-48,65	12.085.690	10.947.623	-9,42
UNITED ARAB EMIRATES	250.000	0	-100,00	160.000	0	-100,00
EGYPT	2.999.925	4.800.000	60,00	1.852.455	5.861.250	216,40
TUNISIA	1.377.916	449.890	-67,35	484.308	489.378	-42,72
ALGERIA	1.010.992	100.370	-90,07	586.375	141.221	-75,92
MAURITANIA	150.000	0	-100,00	92.250	0	-100,00
SOUTH AFRICA	2.882.640	2.370.000	-17,78	1.774.593	2.548.400	43,60
UNITED STATES	0	6.099.779	--	0	7.382.261	--
BRAZIL	7.960.000	22.070.066	177,26	4.676.200	24.424.460	422,31
NETHERLANDS	82.543.996	73.105.723	-11,43	43.764.391	82.604.637	88,75
FRANCE	2	0	-100,00	5	0	-100,00
GERMANY, FED. REP. OF	2.078.083	1.000.000	-51,88	1.321.205	1.055.000	-20,15
ITALY	3.873.658	4.653.891	20,14	2.021.877	6.224.854	207,88
SPAIN	500.000	1.463.999	192,80	320.000	1.741.970	444,37
PORTUGAL	400.000	300.000	-25,00	242.000	318.000	31,40
GREECE	3.150.000	2.846.135	-9,65	1.679.500	2.747.672	63,60
BULGARIA	109.044	0	-100,00	70.333	0	-100,00
UKRAINE	5.015.000	10.290.959	105,20	2.689.376	12.240.376	355,14
GEORGIA	770.000	0	-100,00	525.525	0	-100,00
RUSSIA FEDERATION	669.776	196.830	-70,61	350.707	278.514	-20,58
-MINYAK NABATI LAIN	189.646.152	270.265.583	42,51	117.479.222	283.279.085	141,13
JAPAN	477.517	202.357	-57,62	287.353	269.413	-6,24
HONG KONG	250	22.070	8.728,00	594	23.228	3.810,44
KOREA, REPUBLIC OF	123.300	9.503.065	7.607,27	82.383	9.624.355	11.582,45
TAIWAN	210.790	453.690	115,23	133.887	356.987	166,63
CHINA	90.320.095	75.261.516	-16,67	51.522.318	78.376.004	52,12
PAPUA NEW GUINEA	12.528	35.974	187,15	19.799	68.439	245,67
THAILAND	165.665	82	-99,95	116.255	497	-99,57
SINGAPORE	2.425.526	99.303	-95,91	1.155.175	114.806	-90,06
PHILIPPINES	92.100	0	-100,00	57.077	0	-100,00
MALAYSIA	26.815.738	77.069.117	187,40	17.762.011	82.428.989	364,07
CAMBODIA	11	0	-100,00	20	0	-100,00
VIET NAM	69.000	86.250	25,00	67.441	163.867	142,98
INDIA	550.290	5.963.025	983,62	274.260	5.036.104	1.736,25
PAKISTAN	454.400	456.160	0,39	288.586	497.638	72,44
BANGLADESH	0	39.193.632	--	0	37.598.645	--
SRI LANKA	0	246.080	--	0	357.874	--
IRAN (ISLAMIC REPUBLIC OF)	698.119	0	-100,00	514.057	0	-100,00
SAUDI ARABIA	1.431.520	425.600	-70,27	729.709	566.048	-22,43
JORDAN	0	105.030	--	0	154.519	--
SYRIA ARAB REPUBLIC	247.498	288.960	16,75	193.613	360.258	86,07
TURKEY	5.100.178	2.105.030	-58,73	3.670.441	1.910.882	-47,94
UNITED ARAB EMIRATES	25	0	-100,00	411	0	-100,00
EGYPT	1.709.600	1.407.342	-17,68	1.125.186	1.679.528	49,27
MOROCCO	191.000	44.500	-76,70	139.125	68.931	-50,45
TUNISIA	865.972	1.105.579	27,67	584.090	1.467.532	151,25
ALGERIA	3.448.000	0	-100,00	2.014.702	0	-100,00
TANZANIA, UNITED REPUBLIC OF	105.000	0	-100,00	51.975	0	-100,00
MADAGASCAR	0	108.780	--	0	90.559	--
MOZAMBIQUE	77.250	0	-100,00	47.966	0	-100,00
TOGO	23	0	-100,00	22	0	-100,00
CAMEROON	19.500	0	-100,00	11.742	0	-100,00
NIGERIA	154.000	0	-100,00	108.955	0	-100,00
COTE D'IVOIRE	176.000	0	-100,00	118.800	0	-100,00
MAURITANIA	0	199.810	--	0	254.748	--
BENIN	1.009	0	-100,00	700	0	-100,00
SOUTH AFRICA	4.033.260	556.650	-86,20	2.504.545	529.144	-78,87
AUSTRALIA	993	0	-100,00	10.901	0	-100,00
NEW ZEALAND	236	0	-100,00	1.228	0	-100,00
NORTHERN MARIANA ISLANDS	5.741	0	-100,00	4.040	0	-100,00
UNITED STATES	394	8.150.352	2.068.517,26	1.103	7.727.635	700.501,54
CANADA	4.725	0	-100,00	38.880	0	-100,00
CHILE	80.000	0	-100,00	47.080	0	-100,00
COSTA RICA	0	19.500	--	0	19.071	--
UNITED KINGDOM	2.115	685	-67,61	8.841	3.471	-60,74
NETHERLANDS	27.867.469	32.443.330	16,42	17.322.669	34.511.495	99,23

TABEL 5. PERKEMBANGAN EKSPOR INDONESIA MENURUT KOMODITI DAN NEGARA TUJUAN

JENIS BARANG	BERAT BERSIH (KG)		PERUB	NILAI FOB (US \$)		PERUB
	JAN-MAR 2007	JAN-MAR 2008	%	JAN-MAR 2007	JAN-MAR 2008	%
(1)	(2)	(3)	(4)	(5)	(6)	(7)
FRANCE	110.029	0	-100,00	103.906	0	-100,00
SWITZERLAND	0	3	--	0	29	--
DENMARK	17.800	0	-100,00	16.821	0	-100,00
SPAIN	4.000.070	300.434	-92,49	2.665.353	424.287	-84,08
GREECE	481.009	95.000	-80,25	292.274	104.545	-64,23
POLAND	0	18.750	--	0	18.563	--
ROMANIA	0	486.068	--	0	737.157	--
BULGARIA	510.085	105.030	-79,41	419.823	162.796	-61,22
AZERBAIJAN	462.000	0	-100,00	349.965	0	-100,00
KAZAKHSTAN	0	218.700	--	0	262.440	--
TAJKISTAN	21.870	81.720	273,66	17.824	99.596	458,77
UKRAINE	1.854.110	2.306.379	24,39	1.404.917	3.003.899	113,81
UZBEKISTAN	0	339.300	--	0	430.217	--
LATVIA	0	39.215	--	0	57.106	--
GEORGIA	0	43.740	--	0	54.981	--
BOSNIA AND HERZEGOVINA	0	819	--	0	3.818	--
MALTA	0	66	--	0	770	--
SLOVENIA	15.000	0	-100,00	10.775	0	-100,00
CZECH REPUBLIC	102.250	0	-100,00	50.490	0	-100,00
RUSSIA FEDERATION	14.135.092	10.676.890	-24,47	11.129.134	13.658.214	22,72
-STEARIN	34.467.763	31.803.729	-7,73	22.211.344	32.991.717	48,54
JAPAN	746.771	961.439	28,75	483.224	1.022.185	111,53
HONG KONG	270.500	102.000	-62,29	189.850	120.334	-36,62
KOREA, REPUBLIC OF	966.600	1.685.800	74,41	647.169	1.668.013	157,74
TAIWAN	3.980.234	2.169.373	-45,50	2.640.818	2.136.339	-19,10
CHINA	12.573.249	13.900.748	10,56	8.288.668	14.762.826	78,11
THAILAND	1.630.781	1.155.901	-29,12	1.099.839	1.262.075	14,75
SINGAPORE	115.000	77.000	-33,04	80.819	96.034	18,83
PHILIPPINES	626.000	270.998	-56,71	444.013	299.658	-32,51
MALAYSIA	2.001.527	300	-99,99	1.191.381	100	-99,99
MYANMAR (FORM. BURMA)	236.000	32.000	-86,44	168.896	34.144	-79,78
VIET NAM	794.998	1.009.882	27,03	532.534	1.073.471	101,58
INDIA	2.102.028	52.435	-97,51	836.398	54.973	-93,43
PAKISTAN	32.000	34.000	6,25	20.534	34.430	67,67
BANGLADESH	1.631.000	271.000	-83,38	1.035.069	268.599	-74,05
SRI LANKA	35.837	34.000	-5,13	24.762	37.880	52,98
IRAN (ISLAMIC REPUBLIC OF)	121.000	131.000	8,26	64.481	128.358	99,06
JORDAN	96.000	0	-100,00	67.487	0	-100,00
LEBANON	0	17.000	--	0	20.740	--
SYRIA ARAB REPUBLIC	0	51.000	--	0	46.410	--
TURKEY	3.455.803	4.269.998	23,56	2.266.785	4.311.570	90,21
EGYPT	88.451	328.313	271,18	58.735	338.176	475,77
MOROCCO	16.500	0	-100,00	12.918	0	-100,00
KENYA	17.000	0	-100,00	11.708	0	-100,00
GHANA	16.500	0	-100,00	12.210	0	-100,00
NIGERIA	152.000	34.000	-77,63	112.555	36.210	-67,83
COTE D'IVOIRE	51.000	0	-100,00	34.323	0	-100,00
SOUTH AFRICA	160.350	81.000	-49,49	108.225	79.077	-26,93
AUSTRALIA	0	78.766	--	0	86.036	--
UNITED STATES	252.090	123.000	-51,21	187.680	143.010	-23,80
CANADA	17.000	0	-100,00	12.750	0	-100,00
MEXICO	347.500	0	-100,00	272.386	0	-100,00
CHILE	16.500	23.999	45,45	13.118	29.683	126,28
VENEZUELA	17.000	0	-100,00	12.750	0	-100,00
PERU	16.500	0	-100,00	12.870	0	-100,00
UNITED KINGDOM	219.000	323.000	47,49	132.524	316.418	138,76
NETHERLANDS	119.000	3.483.556	2.827,36	85.680	3.330.759	3.787,44
FRANCE	24.000	24.835	3,48	17.162	28.553	66,37
GERMANY, FED. REP. OF	458.200	162.000	-64,64	307.138	174.693	-43,12
BELGIUM	51.000	0	-100,00	22.440	0	-100,00
SWITZERLAND	14.000	0	-100,00	7.960	0	-100,00
SWEDEN	23.999	14.000	-41,66	16.652	15.839	-4,88
ITALY	34.000	17.000	-50,00	24.960	17.340	-30,53
SPAIN	425.428	130.000	-69,44	292.786	152.645	-47,86
PORTUGAL	216.000	408.000	88,89	154.755	493.940	219,18
GREECE	16.500	0	-100,00	12.876	0	-100,00
POLAND	16.000	65.997	312,48	10.080	68.618	580,73
BULGARIA	17.000	49.389	190,52	11.953	55.823	367,02
UKRAINE	102.000	118.000	15,69	72.420	124.180	71,47
LATVIA	3.177	17.000	435,10	2.335	18.904	709,59
RUSSIA FEDERATION	144.740	96.000	-33,67	94.668	103.674	9,51
-ASAM BERLEMAK LAIN	110.610.019	165.332.446	49,47	56.913.821	141.433.454	148,50
JAPAN	2.265.579	2.702.470	19,28	1.460.426	3.627.519	148,39
HONG KONG	1.440	5.760	300,00	1.470	8.734	494,15
KOREA, REPUBLIC OF	4.258.003	2.477.730	-41,81	2.421.884	2.512.537	3,74
TAIWAN	298.129	113.400	-61,96	229.573	86.607	-62,27

TABEL 5. PERKEMBANGAN EKSPOR INDONESIA MENURUT KOMODITI DAN NEGARA TUJUAN

JENIS BARANG	BERAT BERSIH (KG)		PERUB	NILAI FOB (US \$)		PERUB
	JAN-MAR 2007	JAN-MAR 2008	%	JAN-MAR 2007	JAN-MAR 2008	%
	(1)	(2)	(3)	(4)	(5)	(6)
CHINA	6.275.091	10.144.999	61,67	5.521.318	11.554.107	109,26
THAILAND	163.588	776.990	374,97	190.975	1.110.792	481,64
SINGAPORE	9.019.992	5.446.559	-39,62	6.598.310	7.222.869	9,47
PHILIPPINES	159.138	0	-100,00	93.949	0	-100,00
MALAYSIA	1.821.921	9.653.719	429,86	1.165.244	8.733.859	649,53
INDIA	34.763.789	66.508.702	91,32	13.937.675	43.748.170	213,88
PAKISTAN	1.631.915	3.350.772	105,33	428.762	1.250.862	191,74
BANGLADESH	0	32.530	--	0	36.422	--
SRI LANKA	41.800	772.390	1.747,82	24.970	742.818	2.874,84
IRAN (ISLAMIC REPUBLIC OF)	34.560	17.280	-50,00	29.030	24.814	-14,52
SAUDI ARABIA	76.800	28.800	-62,50	87.484	38.246	-56,28
JORDAN	7.407	17.280	133,29	4.723	24.952	428,31
SYRIA ARAB REPUBLIC	0	17.280	--	0	19.526	--
TURKEY	1.746.628	540.502	-69,05	806.195	661.653	-17,93
EGYPT	2.263.592	1.025.532	-54,69	941.978	779.245	-17,28
TUNISIA	669.948	0	-100,00	261.280	0	-100,00
ETHIOPIA	0	36.260	--	0	27.558	--
TANZANIA, UNITED REPUBLIC OF	3.900.000	2.050.000	-47,44	1.476.500	1.281.298	-13,22
MADAGASCAR	0	37.240	--	0	13.034	--
MOZAMBIQUE	84.800	2.850.490	3.261,43	34.344	1.862.765	5.323,84
TOGO	0	126.910	--	0	105.335	--
COTE D'IVOIRE	0	2.100.000	--	0	1.527.750	--
SENEGAL	500.000	0	-100,00	207.500	0	-100,00
DJIBOUTI	93.100	301.920	224,30	56.605	253.968	348,67
SOUTH AFRICA	2.436.800	2.487.872	2,10	1.012.851	1.713.708	69,20
MALAWI	0	37.240	--	0	12.475	--
AUSTRALIA	163.047	179.318	9,98	178.471	265.199	48,60
UNITED STATES	2.813.080	10.078.045	258,26	2.696.241	14.118.998	423,65
CANADA	44.640	21.600	-51,61	37.406	28.080	-24,93
MEXICO	38.399	117.179	205,16	36.404	157.175	331,75
ARGENTINA	384.000	56.844	-85,20	370.742	83.989	-77,35
BRAZIL	1.766.400	2.077.340	17,60	1.626.765	2.689.423	65,32
URUGUAY	0	14.400	--	0	23.573	--
JAMAICA	2.221	0	-100,00	1.878	0	-100,00
COSTA RICA	0	84.800	--	0	61.904	--
UNITED KINGDOM	2.152.000	241.520	-88,78	942.704	334.478	-64,52
NETHERLANDS	15.474.883	9.924.942	-35,86	7.786.621	13.258.173	70,27
FRANCE	0	100.440	--	0	247.375	--
GERMANY, FED. REP. OF	625.620	862.682	37,89	617.642	1.482.210	139,98
BELGIUM	100.000	59.674	-40,33	84.837	74.080	-12,68
DENMARK	0	5.000.000	--	0	3.362.600	--
ITALY	1.194.910	479.590	-59,86	892.933	635.201	-28,86
SPAIN	13.336.799	22.366.406	67,70	4.648.131	15.619.826	236,05
GREECE	0	7.039	--	0	9.547	--
-ALAT LISTRIK	127.194.699	134.181.223	5,49	1.152.071.514	1.214.984.044	5,46
JAPAN	13.967.635	15.672.391	12,21	203.477.518	230.756.849	13,41
HONG KONG	3.889.315	2.787.426	-28,33	44.518.662	45.268.534	1,68
KOREA, DEMOCRATIC PEOPLE'S REI	19	374	1.868,42	466	11.841	2.440,99
KOREA, REPUBLIC OF	1.260.139	1.402.044	11,26	18.000.189	21.043.230	16,91
TAIWAN	996.799	1.210.690	21,46	10.126.362	13.473.868	33,06
CHINA	2.730.335	2.186.035	-19,94	31.601.927	31.661.171	0,19
MACAU	0	19.235	--	0	150.700	--
PAPUA NEW GUINEA	2.131.928	1.341.861	-37,06	2.966.266	2.560.977	-13,66
THAILAND	7.035.380	8.044.841	14,35	40.383.845	48.726.962	20,66
SINGAPORE	13.582.278	12.534.592	-7,71	379.874.406	326.826.533	-13,96
PHILIPPINES	3.228.179	3.938.534	22,00	15.181.829	20.448.034	34,69
MALAYSIA	10.591.603	7.891.859	-25,49	47.769.658	45.683.866	-4,37
MYANMAR (FORM. BURMA)	99.569	83.287	-16,35	545.725	544.975	-0,14
CAMBODIA	130	40.294	30.895,38	1.846	153.055	8.191,17
BRUNEI DARUSSALAM	213.016	68.811	-67,70	1.206.837	448.648	-62,82
NEPAL	2.994	0	-100,00	52.185	0	-100,00
VIET NAM	3.632.024	5.609.081	54,43	18.984.535	24.253.475	27,75
MALDIVES	21.483	22.381	4,18	54.665	64.025	17,12
INDIA	718.357	2.279.903	217,38	3.652.731	6.142.456	68,16
PAKISTAN	489.746	679.484	38,74	1.182.117	2.791.968	136,18
BANGLADESH	39.570	21.261	-46,27	153.549	116.227	-24,31
SRI LANKA	229.239	329.009	43,52	864.745	1.250.459	44,60
AFGHANISTAN	98.422	71.680	-27,17	194.846	246.064	26,29
IRAN (ISLAMIC REPUBLIC OF)	563.256	247.387	-56,08	1.827.133	923.601	-49,45
SAUDI ARABIA	3.860.063	2.111.211	-45,31	11.763.851	8.111.429	-31,05
ISRAEL	0	60.507	--	0	276.001	--
KUWAIT	521.519	275.786	-47,12	1.092.412	977.254	-10,54
JORDAN	277.442	224.182	-19,20	838.619	758.700	-9,53
LEBANON	365.421	254.451	-30,37	888.249	909.360	2,38
PALESTINA	0	126.160	--	0	534.869	--
YEMEN	213.204	574.378	169,40	533.260	1.942.488	264,27
OMAN	621.203	332.322	-46,50	3.883.202	1.548.577	-60,12

TABEL 5. PERKEMBANGAN EKSPOR INDONESIA MENURUT KOMODITI DAN NEGARA TUJUAN

JENIS BARANG	BERAT BERSIH (KG)		PERUB	NILAI FOB (US \$)		PERUB
	JAN-MAR 2007	JAN-MAR 2008	%	JAN-MAR 2007	JAN-MAR 2008	%
(1)	(2)	(3)	(4)	(5)	(6)	(7)
SYRIA ARAB REPUBLIC	28.173	37.610	33,50	50.355	138.171	174,39
TURKEY	4.157.173	1.805.792	-56,56	9.452.529	7.502.353	-20,63
UNITED ARAB EMIRATES	10.447.466	11.865.657	13,57	31.460.483	62.697.780	99,29
QATAR	1.072.192	1.289.327	20,25	4.719.762	5.684.718	20,45
BAHRAIN	2.623	102.080	3.791,73	9.524	395.259	4.050,14
CYPRUS	192.691	69.703	-63,83	338.430	245.560	-27,44
EGYPT	1.025.070	1.511.942	47,50	2.204.664	3.721.731	68,81
LIBYAN ARAB JAMAHIRIYA	26.134	78.171	199,12	114.722	315.088	174,65
MOROCCO	23.861	149.458	526,37	294.764	573.502	94,56
TUNISIA	0	33.950	--	0	868.354	--
ALGERIA	593.082	341.026	-42,50	1.142.432	866.641	-24,14
SUDAN	2.964.487	3.893.603	31,34	6.289.493	11.129.993	76,96
ERITREA	23.899	120.193	402,92	44.890	216.177	381,57
ETHIOPIA	79.064	86.380	9,25	187.512	355.616	89,65
TANZANIA, UNITED REPUBLIC OF	175.083	76.906	-56,07	393.155	314.224	-20,08
MADAGASCAR	1.277	39.736	3.011,67	2.914	128.491	4.309,44
SOMALIA	47.506	0	-100,00	90.229	0	-100,00
KENYA	428.740	379.387	-11,51	1.750.441	1.319.001	-24,65
REUNION	4.552	0	-100,00	51.157	0	-100,00
MOZAMBIQUE	230.601	3.342	-98,55	454.416	25.384	-94,41
EQUATORIAL GUINEA	139.431	0	-100,00	242.277	0	-100,00
TOGO	15.231	72.457	375,72	39.913	256.458	542,54
GHANA	258.332	446.841	72,97	820.981	1.727.505	110,42
GUINEA	30.595	49.108	60,51	47.880	90.400	88,81
ANGOLA	46.502	35.401	-23,87	123.877	145.916	17,79
CAMEROON	46.053	125.647	172,83	111.889	323.038	188,71
NIGERIA	941.360	501.861	-46,69	3.525.670	3.697.229	4,87
GABON	0	96.038	--	0	393.327	--
COTE D'IVOIRE	17.720	18.092	2,10	37.619	75.710	101,25
SENEGAL	283.326	49.233	-82,62	597.338	44.644	-92,53
MALI	4.220	0	-100,00	88.265	0	-100,00
BENIN	139.987	233.265	66,63	359.775	703.120	95,43
BURKINA FASO	0	18	--	0	487	--
GAMBIA	22.603	16.499	-27,01	49.456	12.625	-74,47
SEYCHELLES	0	8.673	--	0	36.740	--
UGANDA	1.363	36.615	2.586,35	4.255	98.053	2.204,42
CENTRAL AFRICAN REPUBLIC	16	0	-100,00	23	0	-100,00
DJIBOUTI	199.005	139.923	-29,69	488.665	475.404	-2,71
SAINT HELENA	12	0	-100,00	32	0	-100,00
SWAZILAND	0	120	--	0	6.573	--
SOUTH AFRICA	449.381	457.486	1,80	1.446.727	1.726.281	19,32
ZAMBIA	0	19.203	--	0	60.096	--
MAURITIUS	40.613	19.877	-51,06	164.318	73.777	-55,10
AUSTRALIA	2.904.990	4.022.214	38,46	23.346.532	30.345.392	29,98
NEW ZEALAND	614.057	476.400	-22,42	3.155.024	2.575.102	-18,38
NEW CALEDONIA	0	12.209	--	0	39.583	--
VANUATU	43.285	63.634	47,01	106.816	138.406	29,57
AMERICAN SAMOA	0	11.893	--	0	29.465	--
COOK ISLANDS	0	2.819	--	0	1.752	--
FIJI	64.338	113.287	76,08	164.348	296.525	80,43
SAMOA	263.422	386.686	46,79	2.992.634	2.868.998	-4,13
SOLOMON ISLANDS	74.820	144.234	92,77	139.124	283.161	103,53
TONGA	20.306	4.977	-75,49	47.460	15.509	-67,32
EAST TIMOR	14.876	157.763	960,52	49.047	262.716	435,64
UNITED STATES	9.868.581	9.183.971	-6,94	91.813.156	96.466.231	5,07
CANADA	578.306	1.009.206	74,51	3.015.157	4.323.576	43,39
MEXICO	1.045.848	947.840	-9,37	4.419.222	5.634.302	27,50
GUATEMALA	65.502	471.825	620,32	195.308	1.380.194	606,68
NICARAGUA	19.304	27.708	43,54	44.915	117.244	161,04
PANAMA	24.842	35.802	44,12	72.330	226.791	213,55
CUBA	0	375	--	0	34.098	--
SURINAME	320	21.962	6.763,13	3.577	101.562	2.739,31
CHILE	467.987	523.467	11,86	1.019.561	1.362.087	33,60
VENEZUELA	127.629	303.998	138,19	324.958	2.291.383	605,13
ARGENTINA	161.832	269.021	66,23	892.845	1.312.295	46,98
BRAZIL	647.395	1.650.079	154,88	5.139.789	8.571.012	66,76
COLOMBIA	253.951	280.088	10,29	709.348	1.206.820	70,13
BOLIVIA	0	51.553	--	0	192.476	--
URUGUAY	4	0	-100,00	18	0	-100,00
PARAGUAY	35.127	2.946	-91,61	69.822	20.215	-71,05
ECUADOR	251.076	284.200	13,19	463.776	615.092	32,63
PERU	48.212	210.611	336,84	200.002	995.728	397,86
TRINIDAD AND TOBAGO	31.317	0	-100,00	68.572	0	-100,00
JAMAICA	108.330	1.287	-98,81	222.063	13.829	-93,77
DOMINICAN REPUBLIC	126.260	27.689	-78,07	275.124	115.683	-57,95
HAITI	0	123.405	--	0	351.531	--
ARUBA	20.867	2.158	-89,66	36.588	9.340	-74,47
FRENCH POLYNESIA	89	12.791	14.271,91	1.047	135.006	12.794,56

TABEL 5. PERKEMBANGAN EKSPOR INDONESIA MENURUT KOMODITI DAN NEGARA TUJUAN

JENIS BARANG	BERAT BERSIH (KG)		PERUB	NILAI FOB (US \$)		PERUB
	JAN-MAR 2007	JAN-MAR 2008	%	JAN-MAR 2007	JAN-MAR 2008	%
(1)	(2)	(3)	(4)	(5)	(6)	(7)
SAN MARINO	0	4.833	--	0	66.564	--
UNITED KINGDOM	2.730.736	4.716.599	72,72	9.203.148	17.140.805	86,25
NETHERLANDS	1.625.555	1.619.952	-0,34	8.858.945	9.129.625	3,06
FRANCE	1.265.691	1.023.150	-19,16	29.199.294	28.440.814	-2,60
GERMANY, FED. REP. OF	600.538	1.539.696	156,39	17.241.142	14.420.877	-16,36
AUSTRIA	5.549	32.932	493,48	193.551	812.340	319,70
BELGIUM	148.727	1.467.792	886,90	1.074.281	3.853.440	258,70
SWITZERLAND	780.837	49.189	-93,70	3.442.027	1.459.559	-57,60
DENMARK	29.278	9.447	-67,73	1.360.045	221.032	-83,75
NORWAY	26.276	6.594	-74,90	117.658	116.734	-0,79
SWEDEN	116.056	123.283	6,23	2.733.744	1.144.155	-58,15
FINLAND	29.212	11.544	-60,48	754.637	286.903	-61,98
IRELAND	0	2	--	0	13	--
ITALY	1.284.600	1.770.403	37,82	13.707.512	5.418.652	-60,47
SPAIN	2.630.726	4.057.077	54,22	7.872.708	14.622.622	85,74
PORTUGAL	3.901	305.051	7.719,82	24.605	554.895	2.155,21
GREECE	1.087.391	873.696	-19,65	2.100.956	2.593.645	23,45
DEMOCRATIC REPUBLIC OF THE CO	26.219	35.740	36,31	45.912	113.666	147,57
HUNGARY	36.025	37.366	3,72	789.958	685.497	-13,22
POLAND	459.381	75.096	-83,65	1.982.858	857.212	-56,77
ROMANIA	165	38.081	22.979,39	13.207	265.814	1.912,68
BULGARIA	8	0	-100,00	432	0	-100,00
ALBANIA	0	2.392	--	0	10.948	--
BELARUS	345.946	76.584	-77,86	606.091	235.008	-61,23
KAZAKHSTAN	56.320	86.570	53,71	188.607	271.388	43,89
UKRAINE	97.181	75.839	-21,96	481.376	281.002	-41,63
UZBEKISTAN	0	10.214	--	0	34.406	--
LITHUANIA	107.316	0	-100,00	464.609	0	-100,00
LATVIA	533	0	-100,00	2.459	0	-100,00
ESTONIA	0	120	--	0	10.300	--
GEORGIA	38.291	58.033	51,56	85.675	140.440	63,92
MALTA	20.735	30.992	49,47	52.346	142.829	172,86
SLOVAKIA	34.161	41.672	21,99	440.576	316.055	-28,26
SLOVENIA	145	0	-100,00	404	0	-100,00
CZECH REPUBLIC	82.890	206.154	148,71	566.889	2.441.397	330,67
RUSSIA FEDERATION	101.745	304.955	199,72	655.232	1.510.681	130,56
-DIODE TRANSISTOR	269.802	195.250	-27,63	30.499.320	37.649.132	23,44
JAPAN	46.284	34.766	-24,89	10.873.743	18.743.459	72,37
HONG KONG	27.367	14.879	-45,63	6.904.171	8.066.549	16,84
KOREA, REPUBLIC OF	295	1.256	325,76	18.884	171.191	806,54
TAIWAN	16.513	2.215	-86,59	976.731	475.099	-51,36
CHINA	16.870	7.085	-58,00	3.985.094	1.956.474	-50,91
PAPUA NEW GUINEA	172	0	-100,00	672	0	-100,00
THAILAND	739	1.023	38,43	14.787	3.394	-77,05
SINGAPORE	149.017	125.533	-15,76	6.509.707	5.954.856	-8,52
PHILIPPINES	578	477	-17,47	40.048	12.355	-69,15
MALAYSIA	2.643	1.280	-51,57	284.132	157.121	-44,70
VIET NAM	8	0	-100,00	60	0	-100,00
PAKISTAN	4	20	400,00	12	77	541,67
BANGLADESH	13	0	-100,00	26	0	-100,00
UNITED ARAB EMIRATES	0	17	--	0	169	--
KENYA	2.619	0	-100,00	39.579	0	-100,00
AUSTRALIA	143	0	-100,00	8.371	0	-100,00
UNITED STATES	3.960	2.666	-32,68	332.816	622.745	87,11
UNITED KINGDOM	1	788	78.700,00	69	78.660	113.900,00
NETHERLANDS	5	0	-100,00	4.400	0	-100,00
GERMANY, FED. REP. OF	2.556	3.010	17,76	444.595	1.318.654	196,60
AUSTRIA	0	185	--	0	2.583	--
DENMARK	2	0	-100,00	164	0	-100,00
SWEDEN	0	1	--	0	1.260	--
FINLAND	12	44	266,67	61.235	83.880	36,98
ROMANIA	0	4	--	0	186	--
ESTONIA	0	1	--	0	420	--
RUSSIA FEDERATION	1	0	-100,00	24	0	-100,00
-AUDIO VISUAL	28.287.736	23.720.244	-16,15	715.206.046	587.566.069	-17,85
JAPAN	1.768.445	2.012.638	13,81	53.835.156	52.003.125	-3,40
HONG KONG	594.738	801.932	34,84	40.693.187	59.534.042	46,30
KOREA, REPUBLIC OF	385.135	421.030	9,32	20.377.541	41.072.122	101,56
TAIWAN	38.366	51.937	35,37	915.659	1.329.829	45,23
CHINA	442.872	567.274	28,09	19.204.201	29.790.739	55,13
PAPUA NEW GUINEA	20.036	39.601	97,65	71.479	236.166	230,40
THAILAND	532.998	903.957	69,60	7.347.251	7.666.053	4,34
SINGAPORE	5.980.455	3.316.188	-44,55	174.495.482	77.950.090	-55,33
PHILIPPINES	191.975	240.539	25,30	5.946.452	1.861.013	-68,70
MALAYSIA	705.051	1.384.712	96,40	11.644.056	22.184.965	90,53
MYANMAR (FORM. BURMA)	63.042	45.097	-28,47	431.854	108.965	-74,77

TABEL 5. PERKEMBANGAN EKSPOR INDONESIA MENURUT KOMODITI DAN NEGARA TUJUAN

JENIS BARANG	BERAT BERSIH (KG)		PERUB	NILAI FOB (US \$)		PERUB
	JAN-MAR 2007	JAN-MAR 2008	%	JAN-MAR 2007	JAN-MAR 2008	%
	(1)	(2)	(3)	(4)	(5)	(6)
BRUNEI DARUSSALAM	0	1.880	--	0	407	--
VIET NAM	196.903	240.790	22,29	20.056.465	4.946.298	-75,34
MALDIVES	0	24	--	0	1.375	--
INDIA	226.760	87.741	-61,31	4.862.686	2.451.529	-49,58
PAKISTAN	54.142	74.405	37,43	225.594	249.914	10,78
BANGLADESH	1.428	6.065	324,72	5.677	21.380	276,61
SRI LANKA	37.632	9.696	-74,23	160.237	44.731	-72,08
IRAQ	0	10.873	--	0	320.992	--
IRAN (ISLAMIC REPUBLIC OF)	61.864	0	-100,00	1.076.219	0	-100,00
SAUDI ARABIA	490.838	465.945	-5,07	4.086.513	4.615.017	12,93
ISRAEL	0	293.238	--	0	8.434.261	--
KUWAIT	209.404	78.815	-62,36	2.302.253	2.018.203	-12,34
JORDAN	43.399	15.674	-63,88	325.761	268.919	-17,45
LEBANON	545	11.779	2.061,28	23.777	303.597	1.176,85
YEMEN	64.449	72.837	13,01	145.439	606.630	317,10
OMAN	53.892	75.064	39,29	546.512	5.500.088	906,40
SYRIA ARAB REPUBLIC	51.716	137.183	165,26	146.560	481.836	228,76
TURKEY	106.551	61.823	-41,98	2.889.632	2.591.776	-10,31
UNITED ARAB EMIRATES	1.253.267	1.030.035	-17,81	18.047.407	16.035.385	-11,15
QATAR	44.150	43.441	-1,61	376.024	727.252	93,41
BAHRAIN	1	2.535	253.400,00	24	52.016	216.633,33
CYPRUS	504	0	-100,00	17.415	0	-100,00
EGYPT	54.352	80.218	47,59	1.359.601	1.773.605	30,45
LIBYAN ARAB JAMAHIRIYA	7.157	0	-100,00	60.139	0	-100,00
MOROCCO	2.689	3.378	25,62	75.097	85.302	13,59
ALGERIA	4.676	0	-100,00	108.315	0	-100,00
SUDAN	31.697	16.544	-47,81	86.540	87.741	1,39
ETHIOPIA	24.167	31.041	28,44	61.000	77.923	27,74
TANZANIA, UNITED REPUBLIC OF	95	0	-100,00	95	0	-100,00
KENYA	2.297	1.114	-51,50	55.565	6.819	-87,73
GHANA	19.641	6.139	-68,74	58.142	31.141	-46,44
GUINEA	21.060	0	-100,00	67.500	0	-100,00
CAMEROON	843	0	-100,00	1.383	0	-100,00
NIGERIA	530.175	540.564	1,96	1.362.588	1.454.416	6,74
COTE D'IVOIRE	11.560	4.260	-63,15	34.975	75.420	115,64
SENEGAL	2.999	0	-100,00	416.070	0	-100,00
MAURITANIA	35.469	0	-100,00	97.951	0	-100,00
BENIN	3.695	11.127	201,14	2.814	5.414	92,40
UGANDA	0	11.531	--	0	70.658	--
DJIBOUTI	4.875	0	-100,00	131.100	0	-100,00
SOUTH AFRICA	92.556	79.399	-14,22	1.858.713	1.676.685	-9,79
MAURITIUS	47	0	-100,00	191	0	-100,00
AUSTRALIA	375.366	382.647	1,94	8.528.731	10.714.697	25,63
NEW ZEALAND	84.223	138.620	64,59	2.514.183	3.710.015	47,56
NEW CALEDONIA	64	1	-98,44	1.388	50	-96,40
VANUATU	0	216	--	0	450	--
FIJI	12	573	4.675,00	157	11.395	7.157,96
TONGA	1.152	5	-99,57	1.421	66	-95,36
EAST TIMOR	80.980	185.616	129,21	2.276.169	128.446	-94,36
UNITED STATES	3.596.709	2.873.464	-20,11	112.620.889	80.305.130	-28,69
CANADA	153.473	88.382	-42,41	6.080.518	4.599.473	-24,36
MEXICO	100.547	191.237	90,20	6.966.486	6.463.307	-7,22
GUATEMALA	15.327	6.528	-57,41	105.077	49.656	-52,74
HONDURAS	2.452	0	-100,00	17.561	0	-100,00
PANAMA	53.650	72.481	35,10	1.550.963	1.702.638	9,78
CUBA	0	224	--	0	20.400	--
CHILE	29.642	17.143	-42,17	596.170	517.738	-13,16
VENEZUELA	354	2.027	472,60	168.996	214.703	27,05
ARGENTINA	10.527	2.621	-75,10	728.620	257.852	-64,61
BRAZIL	66.589	112.704	69,25	2.525.765	2.066.585	-18,18
COLOMBIA	534	917	71,72	225.129	179.681	-20,19
URUGUAY	3.634	79	-97,83	77.520	17.457	-77,48
PARAGUAY	1	4.168	416.700,00	3	118.358	3.945.166,67
PERU	1.182	1.422	20,30	515.127	317.351	-38,39
PUERTO RICO	1.630	0	-100,00	459.702	0	-100,00
EL SALVADOR	1	0	-100,00	285	0	-100,00
COSTA RICA	1	158	15.700,00	285	31.511	10.956,49
FRENCH POLYNESIA	0	2	--	0	26	--
UNITED KINGDOM	1.032.077	116.069	-88,75	10.308.976	4.529.541	-56,06
NETHERLANDS	691.471	470.204	-32,00	15.051.821	23.829.872	58,32
FRANCE	218.487	164.300	-24,80	3.938.386	2.388.759	-39,35
GERMANY, FED. REP. OF	1.618.519	1.486.494	-8,16	23.714.058	13.583.958	-42,72
AUSTRIA	6.198	2.365	-61,84	168.848	336.908	99,53
BELGIUM	2.457.303	2.105.362	-14,32	62.822.983	43.070.728	-31,44
SWITZERLAND	11.015	5.513	-49,95	425.779	700.547	64,53
LUXEMBOURG	0	2	--	0	9	--
DENMARK	18.261	12.498	-31,56	188.180	99.201	-47,28
NORWAY	6.927	4.547	-34,36	12.212	5.946	-51,31

TABEL 5. PERKEMBANGAN EKSPOR INDONESIA MENURUT KOMODITI DAN NEGARA TUJUAN

JENIS BARANG	BERAT BERSIH (KG)		PERUB	NILAI FOB (US \$)		PERUB
	JAN-MAR 2007	JAN-MAR 2008	%	JAN-MAR 2007	JAN-MAR 2008	%
	(1)	(2)	(3)	(4)	(5)	(6)
SWEDEN	94.939	32.012	-66,28	1.292.111	586.265	-54,63
FINLAND	930.514	34.303	-96,31	21.848.181	1.111.652	-94,91
IRELAND	1.830	0	-100,00	26.508	0	-100,00
ITALY	384.669	86.096	-77,62	10.033.845	2.547.878	-74,61
SPAIN	122.432	54.488	-55,50	2.797.754	1.708.519	-38,93
PORTUGAL	8.160	619	-92,41	210.430	97.799	-53,52
GREECE	2.916	88	-96,98	196.683	200	-99,90
DEMOCRATIC REPUBLIC OF THE CO	140	0	-100,00	1.238	0	-100,00
HUNGARY	138.568	83.917	-39,44	1.107.376	1.523.001	37,53
POLAND	34.219	290.441	748,77	1.123.475	8.726.324	676,73
ROMANIA	6.296	0	-100,00	165.227	0	-100,00
BULGARIA	3.076	3.066	-0,33	257.240	259.231	0,77
YUGOSLAVIA	1.919	0	-100,00	52.442	0	-100,00
KAZAKHSTAN	0	1.225	--	0	240.411	--
UKRAINE	94.835	5.481	-94,22	405.824	1.041.529	156,65
ESTONIA	8.078	6.351	-21,38	39.666	30.361	-23,46
GEORGIA	0	2.926	--	0	19.772	--
CROATIA	9.478	0	-100,00	272.572	0	-100,00
SLOVAKIA	37.044	19.731	-46,74	1.234.289	1.089.711	-11,71
SLOVENIA	0	10.954	--	0	66.606	--
CZECH REPUBLIC	262.694	596.589	127,10	8.943.971	13.578.679	51,82
REP. OF MACEDONIA	2.957	0	-100,00	66.882	0	-100,00
RUSSIA FEDERATION	1.034.056	753.305	-27,15	6.443.652	6.211.838	-3,60
-FOTOGRAFI DAN OPTIK	747.307	879.680	17,71	47.101.453	54.580.613	15,88
JAPAN	23.979	44.615	86,06	2.695.900	4.464.003	65,58
HONG KONG	15.516	15.686	1,10	1.116.675	634.114	-43,21
KOREA, REPUBLIC OF	1.387	2.109	52,05	48.435	36.977	-23,66
TAIWAN	1.528	1.615	5,69	123.824	58.436	-52,81
CHINA	18.212	37.604	106,48	1.377.179	1.596.747	15,94
THAILAND	2.184	4.992	128,57	105.093	134.201	27,70
SINGAPORE	310.149	352.849	13,77	19.660.120	32.433.714	64,97
PHILIPPINES	5.199	14.164	172,44	1.612.805	527.048	-67,32
MALAYSIA	9.324	44.664	379,02	246.428	3.593.260	1.358,14
BRUNEI DARUSSALAM	0	28	--	0	500	--
NEPAL	1.243	0	-100,00	25.459	0	-100,00
VIET NAM	767	1.326	72,88	49.590	38.120	-23,13
INDIA	13.916	22.774	63,65	459.176	427.708	-6,85
PAKISTAN	2.352	670	-71,51	12.044	14.119	17,23
BANGLADESH	2.950	381	-87,08	13.011	3.375	-74,06
SRI LANKA	814	335	-58,85	13.834	5.568	-59,75
IRAN (ISLAMIC REPUBLIC OF)	0	833	--	0	7.618	--
SAUDI ARABIA	2.174	87	-96,00	45.108	1.602	-96,45
LEBANON	13	0	-100,00	3.438	0	-100,00
SYRIA ARAB REPUBLIC	1.287	719	-44,13	6.267	3.737	-40,37
TURKEY	17	671	3.847,06	4.110	22.522	447,98
UNITED ARAB EMIRATES	4.520	2.150	-52,43	126.740	56.024	-55,80
EGYPT	2.295	2	-99,91	26.536	56	-99,79
TUNISIA	0	6	--	0	1.845	--
ALGERIA	0	35	--	0	738	--
KENYA	0	64	--	0	1.863	--
CAMEROON	0	238	--	0	2.038	--
NIGERIA	250	81	-67,60	2.332	1.068	-54,20
SOUTH AFRICA	631	2	-99,68	13.690	21.775	59,06
MAURITIUS	150	0	-100,00	6.035	0	-100,00
AUSTRALIA	1.399	1.165	-16,73	46.560	28.088	-39,67
NEW ZEALAND	60	44	-26,67	1.175	576	-50,98
VANUATU	90	0	-100,00	283	0	-100,00
EAST TIMOR	0	5.399	--	0	9.771	--
UNITED STATES	260.209	215.581	-17,15	12.843.453	5.959.767	-53,60
CANADA	5.549	271	-95,12	789.131	37.602	-95,24
MEXICO	0	4.537	--	0	75.389	--
ARGENTINA	0	460	--	0	5.506	--
BRAZIL	0	5.719	--	0	97.342	--
COLOMBIA	1.676	3.082	83,89	87.662	79.678	-9,11
ECUADOR	149	1.678	1.026,17	38.805	128.923	232,23
PUERTO RICO	509	0	-100,00	1.752	0	-100,00
DOMINICAN REPUBLIC	1.115	1.701	52,56	34.548	35.651	3,19
COSTA RICA	792	491	-38,01	26.684	21.478	-19,51
ARUBA	11	0	-100,00	170	0	-100,00
NETHERLANDS ANTILLES	256	0	-100,00	65.947	0	-100,00
UNITED KINGDOM	11.977	55.520	363,56	268.488	1.402.081	422,21
NETHERLANDS	256	4.048	1.481,25	42.866	282.407	558,81
FRANCE	3.398	7.731	127,52	144.988	487.345	236,13
GERMANY, FED. REP. OF	33.678	16.048	-52,35	4.410.014	1.074.011	-75,65
BELGIUM	36	70	94,44	1.437	405	-71,82
SWITZERLAND	315	157	-50,16	6.340	20.817	228,34
DENMARK	0	230	--	0	39.107	--

TABEL 5. PERKEMBANGAN EKSPOR INDONESIA MENURUT KOMODITI DAN NEGARA TUJUAN

JENIS BARANG	BERAT BERSIH (KG)		PERUB	NILAI FOB (US \$)		PERUB
	JAN-MAR 2007	JAN-MAR 2008	%	JAN-MAR 2007	JAN-MAR 2008	%
	(1)	(2)	(3)	(4)	(5)	(6)
NORWAY	1.680	2.836	68,81	322.766	506.849	57,03
SWEDEN	2	0	-100,00	10	0	-100,00
FINLAND	28	0	-100,00	11.208	0	-100,00
ITALY	805	614	-23,73	26.916	13.326	-50,49
SPAIN	1.561	2.483	59,06	104.786	141.814	35,34
BULGARIA	75	317	322,67	2.706	12.292	354,25
YUGOSLAVIA	7	26	271,43	3.100	9.515	206,94
SLOVAKIA	244	211	-13,52	4.970	3.740	-24,75
SLOVENIA	0	274	--	0	4.370	--
CZECH REPUBLIC	573	287	-49,91	20.859	13.987	-32,95
-ALAT UKUR	262.111	264.037	0,73	2.125.784	4.489.543	111,19
JAPAN	93	429	361,29	7.893	183.727	2.227,72
KOREA, REPUBLIC OF	0	2	--	0	6	--
TAIWAN	0	1.241	--	0	2.994	--
CHINA	113.295	1.070	-99,06	438.713	31.258	-92,88
THAILAND	1	620	61.900,00	9	50.305	558.844,44
SINGAPORE	98.607	61.741	-37,39	1.063.210	812.587	-23,57
MALAYSIA	32.066	69.093	115,47	131.056	556.807	324,86
BRUNEI DARUSSALAM	0	80.686	--	0	1.339.543	--
VIET NAM	1.028	4.153	303,99	57.032	167.531	193,75
INDIA	0	27	--	0	7.665	--
IRAN (ISLAMIC REPUBLIC OF)	0	8	--	0	1.200	--
SAUDI ARABIA	0	539	--	0	154.000	--
KUWAIT	0	3.626	--	0	31.921	--
YEMEN	7.399	3.045	-58,85	8.596	27.750	222,82
OMAN	0	90	--	0	7.454	--
SYRIA ARAB REPUBLIC	0	176	--	0	28.430	--
UNITED ARAB EMIRATES	1.711	3.289	92,23	54.309	55.476	2,15
QATAR	0	44	--	0	3.260	--
EGYPT	90	0	-100,00	28.647	0	-100,00
SUDAN	0	1.420	--	0	80.299	--
KENYA	0	59	--	0	2.068	--
CONGO	102	0	-100,00	500	0	-100,00
AUSTRALIA	120	14.817	12.247,50	2.678	451.784	16.770,20
NEW ZEALAND	3	0	-100,00	401	0	-100,00
UNITED STATES	486	4.615	849,59	42.709	240.028	462,01
COLOMBIA	2.999	0	-100,00	6.482	0	-100,00
UNITED KINGDOM	4	3.814	95.250,00	25	137.966	551.764,00
NETHERLANDS	3	56	1.766,67	12.061	500	-95,85
FRANCE	69	141	104,35	527	6.249	1.085,77
GERMANY, FED. REP. OF	1.716	1.602	-6,64	15.172	15.183	0,07
BELGIUM	0	284	--	0	11.340	--
SWITZERLAND	906	7.350	711,26	4.328	82.212	1.799,54
NORWAY	70	0	-100,00	1.064	0	-100,00
RUSSIA FEDERATION	1.343	0	-100,00	250.372	0	-100,00
-LONCENG, ARLOJI DAN BAGIANNY,	1.361.256	2.006.412	47,39	22.024.088	36.390.914	65,23
JAPAN	54.508	62.794	15,20	1.443.205	1.309.418	-9,27
HONG KONG	67.212	118.960	76,99	1.510.035	1.868.486	23,74
KOREA, REPUBLIC OF	2.388	16.506	591,21	64.073	120.020	87,32
TAIWAN	208.796	210.642	0,88	796.953	926.817	16,30
CHINA	11.169	13.837	23,89	97.623	152.280	55,99
MACAU	2.703	5.709	111,21	31.730	58.872	85,54
PAPUA NEW GUINEA	3.761	1.333	-64,56	12.102	7.574	-37,42
THAILAND	11.919	52.744	342,52	384.161	1.123.129	192,36
SINGAPORE	109.512	172.091	57,14	5.909.354	3.606.592	-38,97
PHILIPPINES	41.783	77.627	85,79	775.983	1.567.588	102,01
MALAYSIA	26.390	48.781	84,85	775.083	1.014.012	30,83
MYANMAR (FORM. BURMA)	904	1	-99,89	4.180	1	-99,98
VIET NAM	80.602	79.350	-1,55	1.440.226	1.330.515	-7,62
INDIA	217.359	360.884	66,03	1.727.005	3.099.326	79,46
PAKISTAN	1	735	73.400,00	217	9.249	4.162,21
SRI LANKA	4.463	2.996	-32,87	57.349	11.980	-79,11
SAUDI ARABIA	222	72	-67,57	184	3.071	1.569,02
LEBANON	0	1.621	--	0	25.537	--
YEMEN	525	282	-46,29	3.150	335	-89,37
OMAN	19.586	4.894	-75,01	60.436	69.014	14,19
TURKEY	0	1	--	0	13	--
UNITED ARAB EMIRATES	1.897	2.511	32,37	128.956	46.814	-63,70
QATAR	0	244	--	0	918	--
BAHRAIN	0	500	--	0	2.878	--
MOROCCO	42.044	42.285	0,57	296.035	406.078	37,17
MADAGASCAR	5	0	-100,00	78	0	-100,00
KENYA	47	0	-100,00	883	0	-100,00
REUNION	416	0	-100,00	497	0	-100,00
MOZAMBIQUE	0	2.853	--	0	25.599	--
ANGOLA	0	32.880	--	0	234.060	--

TABEL 5. PERKEMBANGAN EKSPOR INDONESIA MENURUT KOMODITI DAN NEGARA TUJUAN

JENIS BARANG	BERAT BERSIH (KG)		PERUB	NILAI FOB (US \$)		PERUB
	JAN-MAR 2007	JAN-MAR 2008	%	JAN-MAR 2007	JAN-MAR 2008	%
	(1)	(2)	(3)	(4)	(5)	(6)
CONGO	182	0	-100,00	43	0	-100,00
CAMEROON	0	43.500	--	0	417.898	--
NIGERIA	18.368	900	-95,10	128.883	19.530	-84,85
GABON	0	1.370	--	0	14.330	--
COTE D'IVOIRE	18.714	41.428	121,37	215.410	387.631	79,95
SENEGAL	18.358	32.546	77,29	103.375	237.400	129,65
BURKINA FASO	22.921	0	-100,00	263.858	0	-100,00
SOUTH AFRICA	13.658	19.908	45,76	190.489	184.710	-3,03
ZAMBIA	0	653	--	0	11.725	--
MAURITIUS	4	0	-100,00	19	0	-100,00
AUSTRALIA	71.816	35.049	-51,20	807.856	655.435	-18,87
NEW ZEALAND	6.868	2.340	-65,93	88.628	59.505	-32,86
FIJI	1	0	-100,00	1	0	-100,00
EAST TIMOR	48	1.626	3.287,50	6.299	1.138	-81,93
UNITED STATES	85.693	96.121	12,17	1.434.720	2.233.099	55,65
CANADA	588	2.162	267,69	49.457	51.879	4,90
MEXICO	4.216	5.622	33,35	116.598	111.996	-3,95
HONDURAS	0	5	--	0	2.594	--
CUBA	59	248	320,34	1.530	12.998	749,54
CHILE	7.115	2.476	-65,20	124.993	46.716	-62,63
VENEZUELA	3	7	133,33	38	31	-18,42
ARGENTINA	0	390	--	0	9.727	--
BRAZIL	972	3.773	288,17	6.086	540.579	8.782,34
COLOMBIA	349	392	12,32	6.337	10.169	60,47
BOLIVIA	0	100	--	0	412	--
URUGUAY	0	2	--	0	10	--
HAITI	1.035	0	-100,00	13.166	0	-100,00
UNITED KINGDOM	51.734	16.473	-68,16	710.580	371.481	-47,72
NETHERLANDS	126	650	415,87	9.206	17.226	87,12
FRANCE	14.045	313.895	2.134,92	600.901	10.268.860	1.608,91
GERMANY, FED. REP. OF	53.758	29.937	-44,31	717.374	1.872.297	160,99
AUSTRIA	14	255	1.721,43	1.754	10.025	471,55
BELGIUM	1.265	0	-100,00	133	0	-100,00
SWITZERLAND	284	49	-82,75	23.590	3.150	-86,65
DENMARK	8	0	-100,00	5.200	0	-100,00
SWEDEN	0	1.418	--	0	43.392	--
FINLAND	88	0	-100,00	2.747	0	-100,00
IRELAND	0	2.615	--	0	274.650	--
ITALY	536	762	42,16	8.484	6.892	-18,76
SPAIN	1.433	2.388	66,64	24.870	95.752	285,01
PORTUGAL	28.936	28.901	-0,12	600.284	1.019.891	69,90
DEMOCRATIC REPUBLIC OF THE CO	317	0	-100,00	2.800	0	-100,00
HUNGARY	200	2.175	987,50	3.094	237.366	7.571,82
POLAND	0	18	--	0	502	--
ROMANIA	0	210	--	0	4.758	--
MOLDOVA, REPUBLIC OF	23.203	0	-100,00	189.604	0	-100,00
ESTONIA	0	1	--	0	6	--
SLOVAKIA	0	574	--	0	81.598	--
CZECH REPUBLIC	6.075	2.340	-61,48	45.139	53.380	18,26
RUSSIA FEDERATION	54	0	-100,00	1.044	0	-100,00
-COKLAT OLAHAN	35.242.975	36.621.821	3,91	72.371.393	89.653.790	23,88
JAPAN	404.586	216.987	-46,37	1.115.917	734.870	-34,15
HONG KONG	52.020	44.259	-14,92	121.411	130.475	7,47
KOREA, REPUBLIC OF	298.037	190.848	-35,96	637.970	463.640	-27,33
TAIWAN	25.412	59.621	134,62	64.537	119.199	84,70
CHINA	923.997	1.409.846	52,58	755.796	1.032.048	36,55
PAPUA NEW GUINEA	1.859	4.000	115,17	2.550	6.360	149,41
THAILAND	939.443	597.520	-36,40	1.454.456	1.138.188	-21,74
SINGAPORE	477.898	381.947	-20,08	923.046	659.090	-28,60
PHILIPPINES	2.307.623	2.397.111	3,88	1.719.318	2.122.579	23,45
MALAYSIA	4.153.237	2.311.923	-44,33	1.961.376	2.729.036	39,14
MYANMAR (FORM. BURMA)	5.000	0	-100,00	5.181	0	-100,00
BRUNEI DARUSSALAM	30.146	29.913	-0,77	69.744	89.454	28,26
VIET NAM	3.152	78.861	2.401,94	8.520	75.900	790,85
MALDIVES	9.910	9.405	-5,10	21.319	26.465	24,14
INDIA	231.935	320.284	38,09	208.469	421.038	101,97
PAKISTAN	216.260	114.800	-46,92	176.917	97.580	-44,84
BANGLADESH	13.695	27.143	98,20	25.910	74.411	187,19
SRI LANKA	56.019	70.000	24,96	62.759	52.974	-15,59
IRAN (ISLAMIC REPUBLIC OF)	12.864	308.000	2.294,28	27.949	261.800	836,71
SAUDI ARABIA	34.477	40.380	17,12	86.024	75.128	-12,67
KUWAIT	44.756	62.421	39,47	74.544	119.159	59,85
JORDAN	186	3.799	1.942,47	577	12.435	2.055,11
YEMEN	42.562	68.680	61,36	61.250	136.153	122,29
OMAN	7.381	8.293	12,36	15.406	14.600	-5,23
TURKEY	348.000	209.000	-39,94	258.327	179.538	-30,50
UNITED ARAB EMIRATES	709.798	899.105	26,67	2.460.468	3.548.804	44,23

TABEL 5. PERKEMBANGAN EKSPOR INDONESIA MENURUT KOMODITI DAN NEGARA TUJUAN

JENIS BARANG	BERAT BERSIH (KG)		PERUB	NILAI FOB (US \$)		PERUB
	JAN-MAR 2007	JAN-MAR 2008	%	JAN-MAR 2007	JAN-MAR 2008	%
(1)	(2)	(3)	(4)	(5)	(6)	(7)
QATAR	189	0	-100,00	798	0	-100,00
BAHRAIN	34.614	31.493	-9,02	92.158	79.901	-13,30
EGYPT	112.600	160.599	42,63	389.161	524.504	34,78
SUDAN	194	140	-27,84	896	640	-28,57
NAMIBIA	0	3.823	--	0	8.405	--
MADAGASCAR	51.949	0	-100,00	48.498	0	-100,00
KENYA	65.324	95.064	45,53	178.576	162.394	-9,06
GUINEA	0	24.367	--	0	58.800	--
ANGOLA	0	24.525	--	0	20.605	--
CAMEROON	0	5.620	--	0	11.115	--
SIERRA LEONE	0	2.459	--	0	7.700	--
MAURITANIA	15.210	15.210	0,00	22.604	24.083	6,54
BENIN	0	2.250	--	0	1.665	--
SEYCHELLES	3.564	0	-100,00	14.756	0	-100,00
SOUTH AFRICA	907.858	382.748	-57,84	1.834.180	582.789	-68,23
MAURITIUS	63.855	74.713	17,00	140.172	164.795	17,57
AUSTRALIA	2.393.343	1.837.397	-23,23	7.738.640	7.826.511	1,14
NEW ZEALAND	250.472	402.998	60,90	604.204	1.041.650	72,40
VANUATU	4.006	448	-88,82	12.591	678	-94,62
FIJI	3.979	36.429	815,53	16.118	72.991	352,85
KIRIBATI	0	43	--	0	94	--
SAMOA	0	3.359	--	0	4.656	--
SOLOMON ISLANDS	1.447	4.386	203,11	2.186	10.263	369,49
TONGA	0	3.965	--	0	4.570	--
EAST TIMOR	0	4.768	--	0	7.824	--
UNITED STATES	6.098.710	7.378.833	20,99	20.422.494	31.358.675	53,55
MEXICO	369.000	411.000	11,38	238.380	346.879	45,52
CHILE	14.000	202.000	1.342,86	10.640	148.850	1.298,97
ARGENTINA	371.039	69.999	-81,13	179.594	58.100	-67,65
BRAZIL	1.042.100	823.084	-21,02	605.750	461.307	-23,85
COLOMBIA	20.000	560.000	2.700,00	12.700	267.200	2.003,94
URUGUAY	459.999	164.000	-64,35	187.800	98.760	-47,41
ECUADOR	0	80.000	--	0	36.000	--
COSTA RICA	0	20.000	--	0	9.000	--
UNITED KINGDOM	129.800	63.197	-51,31	357.167	33.287	-90,68
NETHERLANDS	2.160.200	1.920.012	-11,12	7.808.025	7.290.397	-6,63
FRANCE	2.560.000	3.250.813	26,98	10.420.033	14.611.725	40,23
GERMANY, FED. REP. OF	736.000	709.096	-3,66	1.583.062	1.876.011	18,51
BELGIUM	1.812.400	1.144.400	-36,86	5.412.877	3.410.689	-36,99
SWITZERLAND	525	20.857	3.872,76	8.663	154.680	1.685,52
ITALY	95	720	657,89	3	2.736	91.100,00
SPAIN	3.958.040	5.449.186	37,67	1.536.918	2.762.618	79,75
PORTUGAL	2.668	1.866	-30,06	4.000	3.900	-2,50
GREECE	63.000	0	-100,00	27.090	0	-100,00
HUNGARY	33.008	44.500	34,82	41.165	30.560	-25,76
BULGARIA	16.000	0	-100,00	9.600	0	-100,00
ARMENIA	35	0	-100,00	178	0	-100,00
UKRAINE	67.499	33.500	-50,37	41.115	21.726	-47,16
UZBEKISTAN	0	25.000	--	0	21.250	--
LITHUANIA	28.000	125.000	346,43	21.280	106.250	399,30
LATVIA	14.000	0	-100,00	10.780	0	-100,00
ESTONIA	0	832.000	--	0	1.399.408	--
CROATIA	28.000	53.999	92,85	16.800	46.945	179,43
RUSSIA FEDERATION	0	257.809	--	0	159.280	--
-GULA TETES	56.868.856	136.807.871	140,57	4.406.063	7.926.440	79,90
HONG KONG	0	64.800	--	0	34.236	--
KOREA, REPUBLIC OF	24.100.000	12.682.000	-47,38	1.641.120	697.510	-57,50
TAIWAN	22.553.376	72.760.033	222,61	1.876.595	4.118.469	119,46
PAPUA NEW GUINEA	0	3.819	--	0	4.550	--
SINGAPORE	8.279	5.750	-30,55	9.108	32.134	252,81
MALAYSIA	45.437	18.810	-58,60	15.263	25.351	66,09
VIET NAM	10.160.358	51.268.603	404,59	861.579	3.008.457	249,18
UNITED ARAB EMIRATES	0	10	--	0	13	--
AUSTRALIA	1.406	0	-100,00	2.398	0	-100,00
VANUATU	0	3.618	--	0	4.565	--
UNITED STATES	0	428	--	0	1.155	--
-KERUPUK UDANG	1.722.253	1.943.752	12,86	2.991.418	3.236.783	8,20
JAPAN	19.659	58.017	195,12	32.305	93.652	189,90
HONG KONG	42.851	24.379	-43,11	332.247	49.423	-85,12
KOREA, REPUBLIC OF	128.280	217.687	69,70	188.436	320.848	70,27
TAIWAN	45.338	7.309	-83,88	15.073	7.317	-51,46
CHINA	0	2.400	--	0	2.880	--
SINGAPORE	27.636	64.339	132,81	49.003	110.822	126,15
MALAYSIA	49.953	100.982	102,15	34.832	54.091	55,29
BRUNEI DARUSSALAM	0	70	--	0	53	--
SAUDI ARABIA	46.577	45.092	-3,19	52.761	50.632	-4,04

TABEL 5. PERKEMBANGAN EKSPOR INDONESIA MENURUT KOMODITI DAN NEGARA TUJUAN

JENIS BARANG	BERAT BERSIH (KG)		PERUB	NILAI FOB (US \$)		PERUB
	JAN-MAR 2007	JAN-MAR 2008	%	JAN-MAR 2007	JAN-MAR 2008	%
	(1)	(2)	(3)	(4)	(5)	(6)
UNITED ARAB EMIRATES	24.947	22.725	-8,91	29.517	27.944	-5,33
AUSTRALIA	42.768	57.322	34,03	80.832	97.150	20,19
NEW ZEALAND	14.582	572	-96,08	21.570	2.158	-90,00
UNITED STATES	38.088	42.445	11,44	101.940	107.247	5,21
CANADA	1.500	0	-100,00	3.760	0	-100,00
UNITED KINGDOM	189.036	246.681	30,49	296.590	350.968	18,33
NETHERLANDS	908.698	902.000	-0,74	1.525.737	1.614.078	5,79
FRANCE	75.755	112.174	48,07	157.946	298.470	88,97
BELGIUM	41.465	26.958	-34,99	32.906	28.460	-13,51
SPAIN	11.520	12.600	9,38	21.311	20.590	-3,38
ROMANIA	13.600	0	-100,00	14.652	0	-100,00
-BUAH/SAYURAN OLAHAN	109.293.636	96.209.171	-11,97	67.022.107	74.602.622	11,31
JAPAN	4.343.812	2.973.162	-31,55	3.880.481	2.892.876	-25,45
HONG KONG	820.353	190.299	-76,80	1.192.753	226.520	-81,01
KOREA, REPUBLIC OF	1.629.483	1.999.598	22,71	851.790	1.062.901	24,78
TAIWAN	2.443.254	2.235.885	-8,49	1.156.683	1.191.390	3,00
CHINA	2.342.638	1.184.605	-49,43	495.454	371.930	-24,93
THAILAND	11.270	107.799	856,51	12.027	181.141	1.406,12
SINGAPORE	23.770.621	12.098.586	-49,10	13.765.666	10.448.562	-24,10
PHILIPPINES	80.346	39.380	-50,99	85.146	71.009	-16,60
MALAYSIA	19.827.730	14.455.234	-27,10	3.064.602	2.679.187	-12,58
CAMBODIA	11	0	-100,00	20	0	-100,00
BRUNEI DARUSSALAM	35.670	81.201	127,65	69.354	88.842	28,10
VIET NAM	5.289.707	5.660.336	7,01	3.672.374	5.039.883	37,24
MALDIVES	15.103	8.676	-42,55	18.244	15.756	-13,64
INDIA	22.142.894	15.822.182	-28,55	14.680.977	12.833.875	-12,58
PAKISTAN	313.038	1.118.648	257,35	197.380	661.871	235,33
SRI LANKA	0	10.199	--	0	8.934	--
IRAN (ISLAMIC REPUBLIC OF)	62.727	169.705	170,55	12.452	162.550	1.205,41
SAUDI ARABIA	129.080	409.097	216,93	156.963	448.085	185,47
ISRAEL	0	386.328	--	0	509.794	--
KUWAIT	124.658	23.150	-81,43	67.556	30.327	-55,11
JORDAN	129.089	137.790	6,74	197.313	331.960	68,24
LEBANON	141.301	169.548	19,99	574.695	721.187	25,49
YEMEN	700	0	-100,00	10.848	0	-100,00
SYRIA ARAB REPUBLIC	28.800	87.019	202,15	138.383	422.068	205,00
TURKEY	225.025	236.700	5,19	149.269	223.799	49,93
UNITED ARAB EMIRATES	739.824	695.943	-5,93	567.956	825.093	45,27
BAHRAIN	36.900	11.700	-68,29	23.567	12.634	-46,39
CYPRUS	12.500	0	-100,00	9.375	0	-100,00
EGYPT	837.982	138.864	-83,43	448.788	84.396	-81,19
MOROCCO	50.000	0	-100,00	30.500	0	-100,00
ALGERIA	57.130	0	-100,00	33.790	0	-100,00
KENYA	12.500	0	-100,00	2.500	0	-100,00
UGANDA	0	151	--	0	418	--
SOUTH AFRICA	256.934	318.677	24,03	133.506	295.666	121,46
MAURITIUS	26.390	25.000	-5,27	20.882	25.125	20,32
AUSTRALIA	299.586	281.937	-5,89	212.849	590.001	177,19
NEW ZEALAND	165.754	37.000	-77,68	148.661	39.512	-73,42
NEW CALEDONIA	1.488	0	-100,00	1.800	0	-100,00
VANUATU	612	0	-100,00	1.926	0	-100,00
FIJI	684	1.085	58,63	1.228	1.817	47,96
KIRIBATI	0	817	--	0	1.760	--
SAMOA	0	1.044	--	0	733	--
SOLOMON ISLANDS	0	10.490	--	0	13.408	--
EAST TIMOR	0	50.359	--	0	26.796	--
UNITED STATES	9.006.563	11.463.568	27,28	11.189.861	14.564.712	30,16
CANADA	129.022	106.938	-17,12	491.530	328.717	-33,12
MEXICO	86.300	36.240	-58,01	88.600	36.280	-59,05
PANAMA	0	33.671	--	0	36.883	--
CHILE	386.582	241.219	-37,60	206.988	198.295	-4,20
ARGENTINA	930.380	1.831.519	96,86	592.374	1.354.346	128,63
BRAZIL	296.000	131.000	-55,74	232.920	128.000	-45,05
URUGUAY	228.000	119.965	-47,38	142.045	115.642	-18,59
PARAGUAY	75.000	50.000	-33,33	24.000	51.250	113,54
PERU	153.500	18.408	-88,01	49.356	16.900	-65,76
JAMAICA	0	50.000	--	0	51.250	--
PUERTO RICO	0	56.654	--	0	46.730	--
COSTA RICA	0	25.000	--	0	24.500	--
UNITED KINGDOM	533.397	663.987	24,48	485.456	448.292	-7,66
NETHERLANDS	1.080.434	4.688.059	333,91	939.968	1.827.271	94,40
FRANCE	478.844	642.207	34,12	423.194	553.942	30,90
GERMANY, FED. REP. OF	3.108.795	4.276.346	37,56	1.969.154	2.712.106	37,73
AUSTRIA	438.308	777.232	77,33	243.306	512.856	110,79
BELGIUM	415.298	1.181.253	184,44	359.943	1.033.481	187,12
DENMARK	145.453	59.399	-59,16	65.922	84.529	28,23
NORWAY	0	151.332	--	0	188.292	--

TABEL 5. PERKEMBANGAN EKSPOR INDONESIA MENURUT KOMODITI DAN NEGARA TUJUAN

JENIS BARANG	BERAT BERSIH (KG)		PERUB	NILAI FOB (US \$)		PERUB
	JAN-MAR 2007	JAN-MAR 2008	%	JAN-MAR 2007	JAN-MAR 2008	%
	(1)	(2)	(3)	(4)	(5)	(6)
SWEDEN	140.043	223.598	59,66	107.085	161.700	51,00
FINLAND	298.002	1.012.619	239,80	145.118	788.011	443,01
IRELAND	60.000	12.500	-79,17	27.555	11.875	-56,90
ITALY	347.916	717.693	106,28	211.505	586.706	177,40
SPAIN	1.019.903	4.079.615	300,00	792.781	4.256.702	436,93
PORTUGAL	76.000	76.920	1,21	52.600	85.056	61,70
GREECE	192.120	243.294	26,64	72.035	169.301	135,03
HUNGARY	75.000	0	-100,00	44.500	0	-100,00
POLAND	1.002.750	276.867	-72,39	676.583	280.829	-58,49
ROMANIA	0	211.621	--	0	141.312	--
BULGARIA	25.000	0	-100,00	5.000	0	-100,00
YUGOSLAVIA	35.202	37.113	5,43	16.650	22.630	35,92
ARMENIA	12.500	0	-100,00	10.125	0	-100,00
BELARUS	0	36.816	--	0	26.000	--
KAZAKHSTAN	64.500	25.000	-61,24	53.515	28.000	-47,68
UKRAINE	153.085	391.872	155,98	68.732	297.122	332,29
UZBEKISTAN	12.500	0	-100,00	7.625	0	-100,00
LITHUANIA	46.773	23.955	-48,78	32.268	26.754	-17,09
LATVIA	45.100	0	-100,00	26.158	0	-100,00
GEORGIA	13.000	68.400	426,15	2.500	54.000	2.060,00
CROATIA	22.500	21.455	-4,64	13.725	22.934	67,10
SLOVAKIA	25.000	0	-100,00	20.000	0	-100,00
SLOVENIA	219.228	56.117	-74,40	139.554	34.020	-75,62
CZECH REPUBLIC	17.622	0	-100,00	6.976	0	-100,00
RUSSIA FEDERATION	1.492.422	911.525	-38,92	897.142	753.590	-16,00
-MINUMAN OLAHAN	18.719.505	20.188.775	7,85	10.384.613	15.088.529	45,30
JAPAN	8.070.322	7.311.173	-9,41	4.286.939	3.349.455	-21,87
HONG KONG	328.346	773.193	135,48	420.662	752.233	78,82
KOREA, REPUBLIC OF	11.804	19.550	65,62	22.653	22.484	-0,75
TAIWAN	345.882	382.231	10,51	262.720	300.409	14,35
CHINA	884	53.672	5.971,49	568	43.251	7.514,61
MONGOLIA	16.981	0	-100,00	9.774	0	-100,00
PAPUA NEW GUINEA	109.178	123.182	12,83	1.018.712	1.189.835	16,80
THAILAND	473.998	646.250	36,34	271.184	437.356	61,28
SINGAPORE	5.103.994	5.675.755	11,20	1.712.218	2.521.389	47,26
PHILIPPINES	471.447	388.497	-17,59	251.334	263.976	5,03
MALAYSIA	520.454	1.256.544	141,43	357.615	3.152.137	781,43
CAMBODIA	0	87.192	--	0	140.095	--
BRUNEI DARUSSALAM	298.012	447.849	50,28	168.297	366.345	117,68
VIET NAM	457.969	228.569	-50,09	333.733	685.268	105,33
MALDIVES	72.192	55.395	-23,27	58.125	49.375	-15,05
INDIA	17.932	0	-100,00	11.250	0	-100,00
BANGLADESH	1.801	0	-100,00	910	0	-100,00
SRI LANKA	0	18.800	--	0	16.559	--
SAUDI ARABIA	53.671	103.811	93,42	42.904	22.396	-47,80
JORDAN	0	10.962	--	0	29.135	--
LEBANON	24.588	0	-100,00	78.790	0	-100,00
YEMEN	0	14.780	--	0	3.695	--
OMAN	201.032	91.378	-54,55	131.589	59.813	-54,55
UNITED ARAB EMIRATES	403.852	185.430	-54,08	369.088	395.075	7,04
QATAR	20.324	7.793	-61,66	13.911	129.663	832,09
EGYPT	0	54.827	--	0	21.164	--
LIBYAN ARAB JAMAHIRIYA	0	14.275	--	0	47.301	--
TOGO	12	35.864	298.766,67	12	27.000	224.900,00
GHANA	17.664	0	-100,00	13.455	0	-100,00
SIERRA LEONE	17.664	17.664	0,00	13.455	13.800	2,56
SENEGAL	14.410	0	-100,00	7.281	0	-100,00
BENIN	50.912	10.645	-79,09	35.134	7.875	-77,59
UGANDA	0	68	--	0	215	--
SOUTH AFRICA	0	35.866	--	0	27.004	--
AUSTRALIA	1.189.201	343.766	-71,09	187.219	420.910	124,82
NEW ZEALAND	1.732	2.468	42,49	9.707	7.071	-27,16
MICRONESIA, FEDERATED STATES (5.127	0	-100,00	10.767	0	-100,00
GUAM	0	9.568	--	0	10.800	--
VANUATU	79.292	59.025	-25,56	14.865	10.131	-31,85
AMERICAN SAMOA	42.286	17.299	-59,09	7.947	10.651	34,03
FIJI	13.463	0	-100,00	4.637	0	-100,00
SAMOA	0	3.041	--	0	4.235	--
SOLOMON ISLANDS	157.236	101.372	-35,53	35.560	21.082	-40,71
TONGA	898	57.854	6.342,54	3.802	39.834	947,71
EAST TIMOR	3.723	1.329.325	35.605,75	1.078	232.784	21.494,06
UNITED STATES	28.875	27.934	-3,26	53.717	12.411	-76,90
CANADA	19.709	5	-99,97	37.050	5	-99,99
DOMINICAN REPUBLIC	9.550	0	-100,00	10.200	0	-100,00
CAPE VERDE	15.293	0	-100,00	8.424	0	-100,00
UNITED KINGDOM	9.632	0	-100,00	9.123	0	-100,00
NETHERLANDS	24.222	121.130	400,08	18.713	232.453	1.142,20

TABEL 5. PERKEMBANGAN EKSPOR INDONESIA MENURUT KOMODITI DAN NEGARA TUJUAN

JENIS BARANG	BERAT BERSIH (KG)		PERUB	NILAI FOB (US \$)		PERUB
	JAN-MAR 2007	JAN-MAR 2008	%	JAN-MAR 2007	JAN-MAR 2008	%
	(1)	(2)	(3)	(4)	(5)	(6)
GERMANY, FED. REP. OF	511	221	-56,75	617	1.543	150,08
SWEDEN	0	579	--	0	92	--
IRELAND	55	135	145,45	39	65	66,67
SPAIN	7.375	0	-100,00	35.735	0	-100,00
PORTUGAL	0	63.838	--	0	10.159	--
GREECE	6.000	0	-100,00	43.100	0	-100,00
-ROKOK DAN TEMBAKAU OLAHAN	20.359.060	19.312.499	-5,14	101.998.333	93.860.986	-7,98
JAPAN	93.501	52.469	-43,88	1.419.385	590.075	-58,43
HONG KONG	8.165	3.571	-56,26	126.015	18.456	-85,35
KOREA, REPUBLIC OF	2.517	111	-95,59	11.716	549	-95,31
TAIWAN	0	3.424	--	0	23.881	--
CHINA	0	3.000	--	0	12.000	--
MACAU	18.800	28.200	50,00	81.374	121.258	49,01
THAILAND	1.460.511	1.974.310	35,18	5.280.710	8.086.795	53,14
SINGAPORE	1.596.604	2.354.124	47,45	19.211.451	21.538.035	12,11
PHILIPPINES	418.749	157.526	-62,38	1.938.561	1.126.791	-41,87
MALAYSIA	3.272.046	2.238.542	-31,59	18.409.313	16.639.427	-9,61
CAMBODIA	5.831.916	6.443.508	10,49	20.881.670	25.909.337	24,08
BRUNEI DARUSSALAM	6.629	26.697	302,73	46.203	284.456	515,67
VIET NAM	873.643	408.891	-53,20	4.392.463	2.017.686	-54,06
INDIA	0	2.730	--	0	2.730	--
PAKISTAN	35.060	664	-98,11	82.079	2.792	-96,60
SRI LANKA	19.038	10	-99,95	419.705	209	-99,95
SAUDI ARABIA	15.039	36.362	141,78	171.760	427.082	148,65
JORDAN	201.976	0	-100,00	768.510	0	-100,00
LEBANON	25.536	0	-100,00	95.760	0	-100,00
TURKEY	683.544	434.916	-36,37	2.563.290	1.767.900	-31,03
UNITED ARAB EMIRATES	92.050	253.078	174,94	619.810	963.463	55,44
QATAR	943	1.175	24,60	8.775	11.069	26,14
CYPRUS	0	2.051	--	0	35.020	--
EGYPT	28.728	160.000	456,95	107.730	240.000	122,78
TUNISIA	50.000	19.805	-60,39	75.000	41.789	-44,28
NIGERIA	0	11	--	0	60	--
SOUTH AFRICA	20.154	325	-98,39	5.680	3.825	-32,66
AUSTRALIA	1.357.648	621	-99,95	4.612.094	11.371	-99,75
EAST TIMOR	0	38.799	--	0	559.537	--
UNITED STATES	838.717	1.384.609	65,09	3.655.260	3.454.629	-5,49
CANADA	34.776	635	-98,17	149.300	11.390	-92,37
MEXICO	0	89	--	0	487	--
NICARAGUA	36.142	0	-100,00	75.080	0	-100,00
BRAZIL	51.101	29.134	-42,99	297.777	194.917	-34,54
COLOMBIA	0	960	--	0	14.573	--
BOLIVIA	1.959	0	-100,00	22.970	0	-100,00
PARAGUAY	49.396	152.259	208,24	679.000	725.221	6,81
PERU	0	746	--	0	5.850	--
DOMINICAN REPUBLIC	116.748	0	-100,00	2.101.318	0	-100,00
NORFOLK ISLANDS	0	118.800	--	0	5.940	--
UNITED KINGDOM	164	109	-33,54	2.383	2.386	0,13
NETHERLANDS	291.844	117.583	-59,71	1.814.966	1.039.175	-42,74
FRANCE	36.143	220.800	510,91	36.655	69.900	90,70
GERMANY, FED. REP. OF	1.019.696	121.979	-88,04	4.365.237	724.624	-83,40
AUSTRIA	495	2.612	427,68	7.875	25.090	218,60
BELGIUM	813.123	1.116.769	37,34	3.065.429	4.034.877	31,63
SWITZERLAND	23.510	24.553	4,44	42.505	36.800	-13,42
DENMARK	40.710	230.756	466,83	552.675	1.100.501	99,12
NORWAY	118.928	59	-99,95	350.844	2.267	-99,35
SWEDEN	0	30.095	--	0	131.857	--
ITALY	0	405.935	--	0	1.154.921	--
SPAIN	127.973	30.054	-76,52	1.885.779	150.561	-92,02
PORTUGAL	43.200	0	-100,00	184.086	0	-100,00
HUNGARY	330	462	40,00	4.955	7.617	53,72
POLAND	209.632	20.000	-90,46	1.009.512	16.000	-98,42
ROMANIA	19.800	286	-98,56	98.208	4.680	-95,23
KAZAKHSTAN	19.800	0	-100,00	9.900	0	-100,00
UKRAINE	76.299	53.552	-29,81	62.900	58.371	-7,20
LITHUANIA	75	0	-100,00	1.992	0	-100,00
CZECH REPUBLIC	623	1.258	101,93	10.488	11.358	8,30
RUSSIA FEDERATION	275.079	603.485	119,39	182.185	441.401	142,28
-DAGING TERNAK	762.279	956.629	25,50	2.669.813	3.838.921	43,79
JAPAN	2.823	31.653	1.021,25	18.049	74.384	312,12
HONG KONG	69.462	59.009	-15,05	104.877	217.123	107,03
KOREA, REPUBLIC OF	9.646	10.808	12,05	39.250	59.305	51,10
TAIWAN	0	1.000	--	0	2.000	--
SINGAPORE	12.658	13.570	7,20	19.096	24.934	30,57
MALAYSIA	5.356	25.966	384,80	4.981	15.784	216,88
AUSTRALIA	0	10	--	0	14	--

TABEL 5. PERKEMBANGAN EKSPOR INDONESIA MENURUT KOMODITI DAN NEGARA TUJUAN

JENIS BARANG	BERAT BERSIH (KG)		PERUB	NILAI FOB (US \$)		PERUB
	JAN-MAR 2007	JAN-MAR 2008	%	JAN-MAR 2007	JAN-MAR 2008	%
	(1)	(2)	(3)	(4)	(5)	(6)
UNITED STATES	5	0	-100,00	11	0	-100,00
NETHERLANDS	145.003	155.778	7,43	504.232	668.770	32,63
FRANCE	137.700	131.513	-4,49	571.352	546.445	-4,36
BELGIUM	353.480	483.474	36,78	1.305.580	2.044.609	56,61
SWITZERLAND	26.146	23.688	-9,40	102.385	102.081	-0,30
SPAIN	0	20.160	--	0	83.472	--
-DAGING UNGGAS	28	26.000	92.757,14	16.400	29.900	82,32
VIET NAM	0	26.000	--	0	29.900	--
CANADA	28	0	-100,00	16.400	0	-100,00
-IKAN OLAHAN	36.945.738	41.820.347	13,19	127.638.916	162.664.825	27,44
JAPAN	7.655.898	6.907.699	-9,77	24.229.522	26.668.155	10,06
HONG KONG	361.050	447.664	23,99	1.899.901	2.695.045	41,85
KOREA, REPUBLIC OF	796.262	1.465.614	84,06	977.195	2.688.468	175,12
TAIWAN	520.859	858.296	64,78	735.808	1.247.322	69,52
CHINA	237.171	240.355	1,34	532.783	158.210	-70,30
THAILAND	1.476.354	1.316.068	-10,86	546.300	1.052.654	92,69
SINGAPORE	2.181.227	1.957.879	-10,24	2.863.593	3.224.087	12,59
PHILIPPINES	25.193	45.968	82,46	40.407	60.365	49,39
MALAYSIA	1.453.329	1.283.364	-11,69	1.544.827	2.792.409	80,76
CAMBODIA	0	15.904	--	0	4.776	--
BRUNEI DARUSSALAM	2.946	0	-100,00	2.600	0	-100,00
VIET NAM	182.230	357.168	96,00	354.697	1.085.554	206,05
MALDIVES	481	2.189	355,09	735	4.570	521,77
SRI LANKA	1.088.287	1.142.106	4,95	736.515	948.477	28,78
SAUDI ARABIA	700.161	990.559	41,48	2.401.750	3.894.276	62,14
ISRAEL	0	71.035	--	0	137.065	--
KUWAIT	22.770	100	-99,56	34.155	1.330	-96,11
JORDAN	635.664	486.096	-23,53	1.722.400	1.577.186	-8,43
LEBANON	16.319	4.340	-73,41	80.763	11.382	-85,91
YEMEN	0	89.310	--	0	244.924	--
OMAN	27.000	50.000	85,19	29.160	48.000	64,61
TURKEY	0	6.808	--	0	42.408	--
UNITED ARAB EMIRATES	34.209	61.194	78,88	176.553	171.805	-2,69
CYPRUS	4.006	7.222	80,28	11.000	19.941	81,28
EGYPT	43.190	0	-100,00	95.110	0	-100,00
LIBYAN ARAB JAMAHIRIYA	981.885	649.476	-33,85	2.434.896	2.018.380	-17,11
MOROCCO	45.583	14.921	-67,27	60.500	23.779	-60,70
TUNISIA	0	59.783	--	0	184.132	--
ALGERIA	24.080	52.000	115,95	31.304	158.150	405,21
SUDAN	0	19.000	--	0	39.786	--
NAMIBIA	22.310	79.827	257,81	73.623	83.723	13,72
TANZANIA, UNITED REPUBLIC OF	0	17.850	--	0	17.500	--
MADAGASCAR	0	15.500	--	0	24.900	--
REUNION	30.489	38.826	27,34	169.009	214.570	26,96
EQUATORIAL GUINEA	15.500	77.500	400,00	16.900	124.500	636,69
TOGO	15.500	63.430	309,23	17.260	96.580	459,56
GHANA	944.186	309.431	-67,23	976.310	379.009	-61,18
LIBERIA	0	18.000	--	0	43.200	--
ANGOLA	0	86.579	--	0	117.970	--
CONGO	0	49.000	--	0	92.400	--
CAMEROON	304.792	111.000	-63,58	322.180	180.920	-43,85
NIGERIA	15.500	52.500	238,71	17.200	84.000	388,37
SIERRA LEONE	0	77.500	--	0	114.400	--
GABON	52.821	50.410	-4,56	51.614	52.180	1,10
COTE D'IVOIRE	31.000	108.500	250,00	33.462	181.500	442,41
MAURITANIA	0	18.000	--	0	40.320	--
BENIN	0	201.500	--	0	203.960	--
SOUTH AFRICA	130.000	91.093	-29,93	178.100	162.100	-8,98
ZIMBABWE	0	31.000	--	0	49.200	--
COMOROS	0	18.000	--	0	43.200	--
MAURITIUS	102.304	43.850	-57,14	145.748	57.658	-60,44
AUSTRALIA	452.233	524.452	15,97	1.664.863	2.034.275	22,19
NEW ZEALAND	76.798	23.796	-69,01	225.495	95.683	-57,57
FIJI	25.000	0	-100,00	18.889	0	-100,00
SAMOA	0	36.312	--	0	35.600	--
EAST TIMOR	20.000	135.304	576,52	71.263	155.540	118,26
UNITED STATES	11.400.433	14.323.797	25,64	65.995.544	84.015.268	27,30
CANADA	644.984	439.352	-31,88	2.408.475	1.770.663	-26,48
MEXICO	74.069	119.980	61,98	227.638	206.924	-9,10
PANAMA	14.378	0	-100,00	67.375	0	-100,00
CHILE	10.713	0	-100,00	6.113	0	-100,00
PUERTO RICO	139.195	148.816	6,91	652.569	637.971	-2,24
DOMINICAN REPUBLIC	0	39.879	--	0	51.216	--
MARTINIQUE	51.476	0	-100,00	151.722	0	-100,00
NETHERLANDS ANTILLES	0	7.982	--	0	33.183	--
UNITED KINGDOM	372.818	583.783	56,59	1.871.019	2.828.215	51,16

TABEL 5. PERKEMBANGAN EKSPOR INDONESIA MENURUT KOMODITI DAN NEGARA TUJUAN

JENIS BARANG	BERAT BERSIH (KG)		PERUB	NILAI FOB (US \$)		PERUB
	JAN-MAR 2007	JAN-MAR 2008	%	JAN-MAR 2007	JAN-MAR 2008	%
	(1)	(2)	(3)	(4)	(5)	(6)
NETHERLANDS	228.865	1.273.106	456,27	1.111.258	5.292.018	376,22
FRANCE	427.498	410.239	-4,04	687.800	902.969	31,28
GERMANY, FED. REP. OF	1.058.589	1.567.222	48,05	2.314.849	3.921.386	69,40
AUSTRIA	15.857	0	-100,00	34.360	0	-100,00
BELGIUM	921.155	838.748	-8,95	4.480.251	4.076.928	-9,00
DENMARK	90.187	18.045	-79,99	448.154	9.023	-97,99
SWEDEN	0	16.368	--	0	52.475	--
FINLAND	8.860	0	-100,00	22.728	0	-100,00
IRELAND	0	52.706	--	0	838.099	--
ITALY	131.976	132.649	0,51	254.378	227.626	-10,52
SPAIN	159.953	71.060	-55,57	667.231	287.751	-56,87
PORTUGAL	0	24.622	--	0	9.410	--
GREECE	3	14.208	473.500,00	9	75.520	839.011,11
DEMOCRATIC REPUBLIC OF THE CO	132.579	279.879	111,10	136.934	356.276	160,18
POLAND	0	37.922	--	0	100.129	--
BULGARIA	103.295	148.077	43,35	218.215	399.541	83,10
UKRAINE	29.043	24.029	-17,26	62.435	38.216	-38,79
CROATIA	0	32.736	--	0	75.396	--
SLOVENIA	16.317	49.104	200,94	22.802	120.150	426,93
RUSSIA FEDERATION	158.908	284.760	79,20	272.667	450.948	65,38
-BERAS GILING	74.406	89.918	20,85	40.643	80.027	96,90
JAPAN	0	348	--	0	357	--
HONG KONG	50	107	114,00	89	209	134,83
TAIWAN	0	43.200	--	0	37.368	--
SINGAPORE	22.500	25.000	11,11	15.638	30.581	95,56
MALAYSIA	51.544	20.533	-60,16	24.818	10.798	-56,49
SAUDI ARABIA	0	730	--	0	714	--
SUDAN	312	0	-100,00	98	0	-100,00
-KOPI OLAHAN	17.894	39.811	122,48	31.685	122.612	286,97
JAPAN	4	1	-75,00	170	2	-98,82
HONG KONG	1.425	0	-100,00	1.500	0	-100,00
SINGAPORE	15.025	0	-100,00	22.515	0	-100,00
PHILIPPINES	1.440	0	-100,00	7.500	0	-100,00
MALAYSIA	0	15.000	--	0	43.635	--
LEBANON	0	8.310	--	0	22.050	--
BELGIUM	0	16.500	--	0	56.925	--
-TEH OLAHAN	10.211.893	3.002.310	-70,60	18.097.281	7.073.093	-60,92
JAPAN	205.445	50.467	-75,44	421.606	104.294	-75,26
HONG KONG	519	489	-5,78	7.174	2.309	-67,81
KOREA, REPUBLIC OF	2.725	3.687	35,30	5.086	9.705	90,82
TAIWAN	129.239	209.064	61,77	365.437	311.452	-14,77
CHINA	113	48.000	42.377,88	1.734	49.466	2.752,71
MONGOLIA	7.559	5.160	-31,74	40.188	26.961	-32,91
THAILAND	6.114	49.198	704,68	32.276	187.705	481,56
SINGAPORE	93.331	89.708	-3,88	313.054	354.442	13,22
PHILIPPINES	11.250	88.053	682,69	86.283	376.250	336,07
MALAYSIA	1.060.110	525.003	-50,48	2.117.053	1.345.459	-36,45
CAMBODIA	1.068	1.469	37,55	5.466	7.026	28,54
BRUNEI DARUSSALAM	0	2.982	--	0	1.795	--
VIET NAM	63.434	65.815	3,75	309.818	271.381	-12,41
INDIA	352.530	68.000	-80,71	541.587	69.000	-87,26
PAKISTAN	1.111.656	203.240	-81,72	1.786.510	355.571	-80,10
SRI LANKA	154.409	73.768	-52,23	254.932	123.858	-51,42
AFGHANISTAN	87.184	89.159	2,27	105.130	122.671	16,69
IRAN (ISLAMIC REPUBLIC OF)	0	44.920	--	0	77.237	--
SAUDI ARABIA	6.631	32.422	388,95	32.919	87.519	165,86
UNITED ARAB EMIRATES	253.741	70.000	-72,41	386.055	75.900	-80,34
EGYPT	34.900	60.660	73,81	48.316	100.724	108,47
KENYA	0	1	--	0	2	--
AUSTRALIA	497.422	436.175	-12,31	1.923.995	1.688.305	-12,25
NEW ZEALAND	109.449	105.090	-3,98	352.005	334.411	-5,00
FIJI	11.000	0	-100,00	16.830	0	-100,00
EAST TIMOR	0	9.274	--	0	15.890	--
UNITED STATES	1.134.534	227.476	-79,95	1.573.227	219.555	-86,04
CANADA	104.140	43.200	-58,52	137.142	44.456	-67,58
SURINAME	1.921	423	-77,98	17.152	1.656	-90,35
CHILE	100.920	0	-100,00	169.419	0	-100,00
BRAZIL	0	536	--	0	7.203	--
UNITED KINGDOM	1.894.277	81.677	-95,69	2.808.125	121.933	-95,66
NETHERLANDS	1.040.964	33.118	-96,82	1.585.632	32.627	-97,94
GERMANY, FED. REP. OF	148.439	87.749	-40,89	221.203	96.275	-56,48
ITALY	595	0	-100,00	1.398	0	-100,00
POLAND	338.174	37.847	-88,81	571.717	245.883	-56,99
KYRGYZSTAN	0	24.480	--	0	34.272	--
UKRAINE	146.680	0	-100,00	164.431	0	-100,00

TABEL 5. PERKEMBANGAN EKSPOR INDONESIA MENURUT KOMODITI DAN NEGARA TUJUAN

JENIS BARANG	BERAT BERSIH (KG)		PERUB	NILAI FOB (US \$)		PERUB
	JAN-MAR 2007	JAN-MAR 2008	%	JAN-MAR 2007	JAN-MAR 2008	%
(1)	(2)	(3)	(4)	(5)	(6)	(7)
UZBEKISTAN	27.136	0	-100,00	44.503	0	-100,00
RUSSIA FEDERATION	1.074.284	134.000	-87,53	1.649.878	169.900	-89,70
-GULA PASIR	54.942	140.375	155,50	73.479	207.096	181,84
JAPAN	0	31.746	--	0	41.228	--
HONG KONG	3.425	3.287	-4,03	5.886	5.744	-2,41
KOREA, REPUBLIC OF	1.157	0	-100,00	3.704	0	-100,00
TAIWAN	0	16	--	0	46	--
SINGAPORE	3.738	833	-77,72	1.887	1.283	-32,01
MALAYSIA	11.637	14.387	23,63	9.842	8.400	-14,65
JORDAN	0	1.427	--	0	3.012	--
AUSTRALIA	4.476	10.389	132,10	9.138	78.046	754,08
UNITED STATES	6.009	4.790	-20,29	27.912	12.788	-54,18
CANADA	24.500	73.500	200,00	15.110	56.549	274,25
-GULA LAINNYA	1.902.170	2.333.445	22,67	963.700	1.552.917	61,14
JAPAN	2.135	1.922	-9,98	1.734	2.791	60,96
HONG KONG	59.550	32.284	-45,79	42.468	29.476	-30,59
KOREA, REPUBLIC OF	0	1	--	0	4	--
CHINA	18.500	111.000	500,00	8.553	61.658	620,89
THAILAND	343.921	317.490	-7,69	155.289	173.239	11,56
SINGAPORE	332.574	232.693	-30,03	199.276	195.144	-2,07
PHILIPPINES	18.646	7	-99,96	11.116	656	-94,10
MALAYSIA	347.875	72.141	-79,26	168.573	69.042	-59,04
CAMBODIA	413	0	-100,00	750	0	-100,00
BRUNEI DARUSSALAM	0	4.091	--	0	11.025	--
VIET NAM	485	418.461	86.180,62	1.665	222.833	13.283,36
MALDIVES	11.347	12.996	14,53	4.321	4.741	9,72
INDIA	263.675	1.808	-99,31	117.374	5.875	-94,99
PAKISTAN	126	2.150	1.606,35	885	4.051	357,74
KUWAIT	37.000	0	-100,00	14.430	0	-100,00
SYRIA ARAB REPUBLIC	0	49.517	--	0	28.080	--
TURKEY	51.000	36.000	-29,41	25.506	19.281	-24,41
SOUTH AFRICA	0	14.970	--	0	8.485	--
AUSTRALIA	155.859	94.558	-39,33	80.108	66.563	-16,91
NEW ZEALAND	156.500	80.998	-48,24	73.666	57.820	-21,51
AMERICAN SAMOA	0	2.018	--	0	2.716	--
COOK ISLANDS	4.734	0	-100,00	5.884	0	-100,00
TONGA	0	1.114	--	0	1.099	--
UNITED STATES	76.035	356.400	368,73	34.467	317.805	822,06
CANADA	0	24.566	--	0	12.407	--
SURINAME	0	204	--	0	800	--
UNITED KINGDOM	12.750	12.750	0,00	7.050	7.178	1,82
NETHERLANDS	9.045	8.465	-6,41	10.585	12.320	16,39
NORWAY	0	185.000	--	0	104.325	--
SPAIN	0	259.841	--	0	133.503	--
-MAKANAN OLAHAN LAINNYA	84.651.005	75.039.283	-11,35	118.303.777	147.546.002	24,72
JAPAN	4.471.966	2.479.191	-44,56	4.827.473	4.984.205	3,25
HONG KONG	1.769.703	1.922.324	8,62	8.735.718	10.602.493	21,37
KOREA, DEMOCRATIC PEOPLE'S REI	12.096	0	-100,00	10.752	0	-100,00
KOREA, REPUBLIC OF	1.239.430	1.770.956	42,88	1.345.396	2.515.557	86,98
TAIWAN	4.724.577	3.774.503	-20,11	6.569.874	5.816.453	-11,47
CHINA	7.236.112	901.786	-87,54	4.429.541	2.094.614	-52,71
MACAU	91	6.218	6.732,97	7.643	290.632	3.702,59
PAPUA NEW GUINEA	618.962	388.440	-37,24	756.827	662.503	-12,46
THAILAND	2.303.494	3.172.561	37,73	4.432.771	5.972.867	34,74
SINGAPORE	5.921.702	3.819.220	-35,50	8.729.137	23.350.030	167,50
PHILIPPINES	10.084.648	6.693.151	-33,63	14.676.327	12.443.069	-15,22
MALAYSIA	15.793.577	16.067.722	1,74	17.291.445	21.592.384	24,87
MYANMAR (FORM. BURMA)	22.937	68.596	199,06	63.951	92.614	44,82
CAMBODIA	19.342	17.987	-7,01	112.143	30.040	-73,21
BRUNEI DARUSSALAM	1.072.073	780.674	-27,18	1.429.497	1.237.675	-13,42
LAO PEOPLE'S DEMOCRATIC REPUB	0	3.300	--	0	9.170	--
NEPAL	13.961	19.449	39,31	14.920	27.647	85,30
VIET NAM	1.890.386	3.089.088	63,41	3.948.218	6.463.683	63,71
MALDIVES	302.404	359.309	18,82	397.110	564.079	42,05
INDIA	562.045	513.971	-8,55	629.192	756.885	20,29
PAKISTAN	246.657	257.514	4,40	404.240	696.673	72,34
BANGLADESH	182.652	162.909	-10,81	196.620	256.356	30,38
SRI LANKA	94.582	73.902	-21,86	123.298	120.939	-1,91
AFGHANISTAN	8.640	34.560	300,00	14.800	60.000	305,41
IRAN (ISLAMIC REPUBLIC OF)	0	5.081	--	0	15.445	--
SAUDI ARABIA	3.233.035	3.084.923	-4,58	5.856.626	5.769.278	-1,49
ISRAEL	0	132.133	--	0	224.487	--
KUWAIT	485.077	135.310	-72,11	755.767	303.085	-59,90
JORDAN	591.577	744.385	25,83	919.220	1.335.390	45,27
LEBANON	128.527	58.690	-54,34	298.238	126.324	-57,64

TABEL 5. PERKEMBANGAN EKSPOR INDONESIA MENURUT KOMODITI DAN NEGARA TUJUAN

JENIS BARANG	BERAT BERSIH (KG)		PERUB	NILAI FOB (US \$)		PERUB
	JAN-MAR 2007	JAN-MAR 2008	%	JAN-MAR 2007	JAN-MAR 2008	%
	(1)	(2)	(3)	(4)	(5)	(6)
YEMEN	143.633	48.485	-66,24	219.875	56.628	-74,25
OMAN	41.510	21.688	-47,75	57.601	38.780	-32,67
SYRIA ARAB REPUBLIC	102.054	0	-100,00	29.164	0	-100,00
TURKEY	233.730	120.134	-48,60	215.976	113.064	-47,65
UNITED ARAB EMIRATES	1.565.852	1.385.125	-11,54	2.426.492	2.614.998	7,77
QATAR	147.639	43.914	-70,26	190.283	90.711	-52,33
BAHRAIN	55.061	117.614	113,61	67.956	167.847	146,99
CYPRUS	22.624	7.874	-65,20	33.478	11.427	-65,87
EGYPT	151.700	141.521	-6,71	253.222	211.687	-16,40
LIBYAN ARAB JAMAHIRIYA	16.573	58.188	251,10	25.223	147.543	484,95
MOROCCO	17.711	10.182	-42,51	25.834	16.930	-34,47
ALGERIA	174.020	28.750	-83,48	48.941	48.831	-0,22
SUDAN	99	123	24,24	463	330	-28,73
NAMIBIA	0	19.756	--	0	28.855	--
TANZANIA, UNITED REPUBLIC OF	24.860	32.882	32,27	38.164	13.457	-64,74
MADAGASCAR	26.381	93.422	254,13	39.164	102.021	160,50
KENYA	64.470	76.662	18,91	89.812	143.995	60,33
REUNION	0	3.491	--	0	8.300	--
TOGO	18.760	5.520	-70,58	14.183	6.900	-51,35
GHANA	56.143	84.410	50,35	81.244	136.655	68,20
GUINEA	0	26.387	--	0	76.934	--
ANGOLA	0	128.519	--	0	123.669	--
CONGO	19.440	0	-100,00	25.313	0	-100,00
CAMEROON	28.873	34.919	20,94	34.824	44.786	28,61
NIGERIA	624.811	1.537.296	146,04	1.131.207	2.909.351	157,19
SIERRA LEONE	0	6.202	--	0	19.420	--
MALI	0	16.236	--	0	194.832	--
BENIN	147.943	181.228	22,50	322.341	426.572	32,34
SEYCHELLES	5.749	17.637	206,78	17.855	34.946	95,72
UGANDA	35.529	1.578	-95,56	46.194	5.256	-88,62
DJIBOUTI	520	0	-100,00	1.613	0	-100,00
SOUTH AFRICA	403.510	441.242	9,35	783.019	646.184	-17,48
ZIMBABWE	0	4.637	--	0	4.284	--
MAURITIUS	102.403	122.798	19,92	137.045	177.308	29,38
ZAIRE	0	101	--	0	353	--
AUSTRALIA	3.073.492	3.132.503	1,92	4.437.623	5.553.242	25,14
NEW ZEALAND	449.981	569.848	26,64	722.715	947.523	31,11
MICRONESIA, FEDERATED STATES (2.553	4.658	82,45	6.489	3.564	-45,08
GUAM	1.465	4.140	182,59	14.243	44.078	209,47
NEW CALEDONIA	21.151	27.543	30,22	34.801	62.944	80,87
VANUATU	40.077	25.320	-36,82	40.000	45.735	14,34
AMERICAN SAMOA	10.504	14.381	36,91	5.171	29.971	479,60
COOK ISLANDS	2.893	7.948	174,73	3.596	8.957	149,08
FIJI	121.197	173.461	43,12	194.244	306.368	57,72
KIRIBATI	6.814	8.022	17,73	6.865	18.433	168,51
SAMOA	47.795	84.783	77,39	73.173	132.875	81,59
SOLOMON ISLANDS	67.749	136.083	100,86	85.187	224.697	163,77
TONGA	74.687	143.016	91,49	101.540	161.675	59,22
TUVALU	5.495	6.751	22,86	8.479	16.358	92,92
EAST TIMOR	11.039	1.461.804	13.142,18	17.802	1.595.505	8.862,50
UNITED STATES	5.217.474	5.798.361	11,13	9.385.219	10.065.455	7,25
CANADA	516.922	402.403	-22,15	843.329	703.802	-16,54
MEXICO	115.748	333.015	187,71	341.580	777.154	127,52
GUATEMALA	0	19.474	--	0	21.876	--
PANAMA	11.000	13.317	21,06	7.903	21.583	173,10
SURINAME	27.025	36.255	34,15	41.516	63.390	52,69
CHILE	10.588	4.230	-60,05	68.820	11.620	-83,12
VENEZUELA	0	21.838	--	0	17.650	--
BRAZIL	144.816	159.999	10,48	59.075	100.420	69,99
COLOMBIA	17.504	25.302	44,55	48.714	36.258	-25,57
URUGUAY	0	9.802	--	0	26.821	--
TRINIDAD AND TOBAGO	6.460	10.796	67,12	23.875	15.862	-33,56
JAMAICA	38.736	0	-100,00	25.722	0	-100,00
PUERTO RICO	41.224	137.573	233,72	108.376	163.741	51,09
DOMINICAN REPUBLIC	119.000	89.403	-24,87	26.500	45.960	73,43
COSTA RICA	20.000	20.000	0,00	15.000	20.000	33,33
BARBADOS	4.635	0	-100,00	12.231	0	-100,00
FRENCH POLYNESIA	14.178	0	-100,00	32.765	0	-100,00
UNITED KINGDOM	233.219	306.423	31,39	415.176	722.235	73,96
NETHERLANDS	5.104.124	3.232.753	-36,66	4.619.752	3.259.789	-29,44
FRANCE	32.785	162.526	395,73	87.528	132.829	51,76
GERMANY, FED. REP. OF	168.813	355.864	110,80	527.540	591.529	12,13
AUSTRIA	21.279	42.060	97,66	76.158	208.095	173,24
BELGIUM	67.291	105.751	57,15	83.831	530.148	532,40
SWITZERLAND	5.153	1.474	-71,40	6.526	3.654	-44,01
DENMARK	10.000	0	-100,00	4.800	0	-100,00
NORWAY	75.091	23.499	-68,71	116.355	36.384	-68,73
SWEDEN	88.000	83.063	-5,61	44.000	87.733	99,39

TABEL 5. PERKEMBANGAN EKSPOR INDONESIA MENURUT KOMODITI DAN NEGARA TUJUAN

JENIS BARANG	BERAT BERSIH (KG)		PERUB	NILAI FOB (US \$)		PERUB
	JAN-MAR 2007	JAN-MAR 2008	%	JAN-MAR 2007	JAN-MAR 2008	%
	(1)	(2)	(3)	(4)	(5)	(6)
FINLAND	19.370	1.103.766	5.598,33	41.987	1.690.289	3.925,74
ITALY	43.398	68.525	57,90	559.755	439.122	-21,55
SPAIN	464.393	608.651	31,06	608.018	612.171	0,68
PORTUGAL	33.425	221.829	563,66	25.063	190.924	661,78
GREECE	22.567	75.134	232,94	36.568	152.545	317,15
DEMOCRATIC REPUBLIC OF THE CO	0	52.086	--	0	54.863	--
HUNGARY	735	7.880	972,11	5.173	21.855	322,48
POLAND	49.276	3.000	-93,91	78.309	17.250	-77,97
ROMANIA	9.271	0	-100,00	5.547	0	-100,00
BULGARIA	14.920	21.536	44,34	91.925	65.712	-28,52
ARMENIA	1.923	0	-100,00	7.751	0	-100,00
BELARUS	0	10.080	--	0	21.240	--
UKRAINE	82.752	40.280	-51,32	81.984	41.589	-49,27
UZBEKISTAN	38	0	-100,00	28	0	-100,00
LITHUANIA	62.964	24.543	-61,02	76.236	22.996	-69,84
LATVIA	81.846	32.786	-59,94	124.134	58.837	-52,60
ESTONIA	25.690	56.755	120,92	36.751	89.204	142,73
CROATIA	15.161	0	-100,00	28.611	0	-100,00
MALTA	69.643	36.437	-47,68	92.353	62.463	-32,36
SLOVAKIA	0	146	--	0	817	--
CZECH REPUBLIC	156.969	103.201	-34,25	163.050	106.885	-34,45
RUSSIA FEDERATION	186.856	20.832	-88,85	133.085	43.896	-67,02
SEMEN	1.798.131.975	1.184.600.568	-34,12	54.380.694	40.055.756	-26,34
JAPAN	6.050.114	4.719.121	-22,00	251.202	270.921	7,85
HONG KONG	149.128	0	-100,00	28.003	0	-100,00
TAIWAN	5.706.262	4.942.000	-13,39	412.794	370.632	-10,21
SINGAPORE	41.848.925	11.781.923	-71,85	1.252.788	300.202	-76,04
PHILIPPINES	50.249	132.000	162,69	5.421	12.174	124,57
MALAYSIA	159.467.413	72.879.357	-54,30	4.341.512	2.318.850	-46,59
BRUNEI DARUSSALAM	61.346.497	51.139.403	-16,64	1.393.828	1.179.114	-15,40
VIET NAM	37.417.231	8.013.500	-78,58	989.733	236.398	-76,11
MALDIVES	28.325.000	19.800.000	-30,10	1.104.675	922.000	-16,54
INDIA	50.000.000	0	-100,00	1.300.000	0	-100,00
BANGLADESH	172.254.559	181.220.289	5,20	4.007.548	4.742.570	18,34
SRI LANKA	339.957.603	346.392.733	1,89	12.432.837	13.750.056	10,59
KUWAIT	140.369.713	0	-100,00	5.098.106	0	-100,00
UNITED ARAB EMIRATES	78.112.940	0	-100,00	2.030.936	0	-100,00
TANZANIA, UNITED REPUBLIC OF	0	41.000.000	--	0	1.278.585	--
MADAGASCAR	47.504.860	0	-100,00	1.757.680	0	-100,00
MOZAMBIQUE	82.721.942	58.867.180	-28,84	2.323.339	1.900.685	-18,19
TOGO	54.500.000	46.859.735	-14,02	1.493.573	1.461.321	-2,16
GHANA	318.889.403	206.709.995	-35,18	8.739.165	6.446.285	-26,24
SIERRA LEONE	54.000.000	0	-100,00	1.479.870	0	-100,00
BENIN	30.000.000	0	-100,00	822.150	0	-100,00
SEYCHELLES	4.500.000	5.300.000	17,78	157.343	267.900	70,26
MAURITIUS	54.000.464	19.801.218	-63,33	1.980.174	851.452	-57,00
AUSTRALIA	24.074.772	77.408.304	221,53	692.260	2.395.787	246,08
NEW ZEALAND	20.000	37.807	89,04	1.739	4.728	171,88
VANUATU	1.440.000	1.060.500	-26,35	58.387	49.538	-15,16
AMERICAN SAMOA	1.000.000	1.590.000	59,00	40.636	78.077	92,14
KIRIBATI	0	112.000	--	0	8.064	--
SAMOA	1.440.000	2.600.000	80,56	58.514	119.777	104,70
SOLOMON ISLANDS	140.000	100.100	-28,50	5.689	9.214	61,96
TONGA	160.000	700.000	337,50	6.502	32.166	394,71
CHRISTMAS ISLANDS	351.000	0	-100,00	14.926	0	-100,00
EAST TIMOR	11.288	3.357.075	29.640,21	1.071	192.447	17.868,91
FRENCH POLYNESIA	2.321.000	13.326.000	474,15	96.288	607.586	531,01
UNITED KINGDOM	1.611	0	-100,00	1.995	0	-100,00
FRANCE	0	328	--	0	327	--
SWEDEN	0	4.750.000	--	0	248.900	--
GREECE	1	0	-100,00	10	0	-100,00
-DARI ROTAN	5.379.438	2.407.835	-55,24	11.944.089	5.688.099	-52,38
JAPAN	139.954	79.831	-42,96	636.033	408.424	-35,79
KOREA, REPUBLIC OF	227.992	200.006	-12,27	597.270	452.435	-24,25
TAIWAN	17.458	19.189	9,92	45.597	47.543	4,27
CHINA	0	709	--	0	1.060	--
THAILAND	1.529	1.941	26,95	7.535	4.699	-37,64
SINGAPORE	1.136	591	-47,98	808	2.881	256,56
PHILIPPINES	5	0	-100,00	14	0	-100,00
MALAYSIA	5.433	791	-85,44	6.591	767	-88,36
BRUNEI DARUSSALAM	0	35	--	0	71	--
VIET NAM	0	3.850	--	0	2.432	--
MALDIVES	6	1.089	18.050,00	330	10.355	3.037,88
INDIA	739	9.433	1.176,45	439	49.854	11.256,26
IRAN (ISLAMIC REPUBLIC OF)	0	1.174	--	0	612	--
KUWAIT	0	155	--	0	4.978	--

TABEL 5. PERKEMBANGAN EKSPOR INDONESIA MENURUT KOMODITI DAN NEGARA TUJUAN

JENIS BARANG	BERAT BERSIH (KG)		PERUB	NILAI FOB (US \$)		PERUB
	JAN-MAR 2007	JAN-MAR 2008	%	JAN-MAR 2007	JAN-MAR 2008	%
(1)	(2)	(3)	(4)	(5)	(6)	(7)
JORDAN	0	1.299	--	0	1.004	--
TURKEY	2.053	3.967	93,23	5.972	7.170	20,06
UNITED ARAB EMIRATES	0	3.044	--	0	36.170	--
CYPRUS	544	0	-100,00	1.230	0	-100,00
EGYPT	0	8	--	0	4	--
ALGERIA	0	1.028	--	0	626	--
SUDAN	0	103	--	0	300	--
MADAGASCAR	0	36	--	0	15	--
REUNION	77	80	3,90	109	94	-13,76
SEYCHELLES	10	394	3.840,00	300	582	94,00
SOUTH AFRICA	16.740	678	-95,95	44.741	1.524	-96,59
MAURITIUS	56	0	-100,00	26	0	-100,00
AUSTRALIA	60.000	65.044	8,41	118.362	124.597	5,27
NEW ZEALAND	4.116	10.217	148,23	13.532	25.146	85,83
NEW CALEDONIA	708	369	-47,88	764	1.024	34,03
VANUATU	297	0	-100,00	469	0	-100,00
COOK ISLANDS	209	0	-100,00	85	0	-100,00
FIJI	1.639	5.176	215,80	6.207	20.285	226,81
SOLOMON ISLANDS	0	17	--	0	48	--
UNITED STATES	478.514	289.522	-39,50	1.739.105	1.317.378	-24,25
CANADA	7.779	9.832	26,39	50.527	28.184	-44,22
MEXICO	3.009.874	11.105	-99,63	5.716.751	10.507	-99,82
CHILE	4.041	0	-100,00	4.532	0	-100,00
ARGENTINA	196	0	-100,00	368	0	-100,00
BRAZIL	4.405	5.189	17,80	23.155	23.211	0,24
COLOMBIA	236	565	139,41	371	601	61,99
JAMAICA	1.503	0	-100,00	3.290	0	-100,00
PUERTO RICO	0	920	--	0	3.336	--
DOMINICAN REPUBLIC	0	90	--	0	100	--
ANGUILLA	83	0	-100,00	347	0	-100,00
FRENCH GUIANA	149	0	-100,00	136	0	-100,00
FRENCH POLYNESIA	28.983	699	-97,59	15.499	1.013	-93,46
GUADELOUPE	37	0	-100,00	33	0	-100,00
UNITED KINGDOM	96.784	1.167.902	1.106,71	238.901	1.781.141	645,56
NETHERLANDS	326.101	272.219	-16,52	782.737	676.812	-13,53
FRANCE	503.226	43.284	-91,40	963.147	114.041	-88,16
GERMANY, FED. REP. OF	169.203	70.345	-58,43	227.748	116.304	-48,93
AUSTRIA	0	221	--	0	267	--
BELGIUM	101.807	15.609	-84,67	229.122	35.674	-84,43
SWITZERLAND	962	0	-100,00	4.611	0	-100,00
DENMARK	6.578	7.260	10,37	25.675	25.702	0,11
NORWAY	94	2.467	2.524,47	98	9.779	9.878,57
SWEDEN	11.325	6.802	-39,94	67.784	32.080	-52,67
FINLAND	5.165	7.390	43,08	48.727	112.607	131,10
IRELAND	6.628	125	-98,11	6.204	724	-88,33
ITALY	59.008	41.917	-28,96	90.408	56.809	-37,16
SPAIN	30.555	19.158	-37,30	71.880	88.758	23,48
PORTUGAL	19.862	667	-96,64	97.091	2.741	-97,18
GREECE	20.611	6.711	-67,44	37.811	18.566	-50,90
HUNGARY	74	976	1.218,92	84	3.475	4.036,90
POLAND	1.241	2.172	75,02	7.295	5.773	-20,86
ROMANIA	0	155	--	0	621	--
BULGARIA	104	1.232	1.084,62	201	1.894	842,29
YUGOSLAVIA	0	4.620	--	0	4.956	--
KAZAKHSTAN	677	1.056	55,98	1.385	3.206	131,48
UKRAINE	103	0	-100,00	156	0	-100,00
LATVIA	0	42	--	0	181	--
ESTONIA	705	0	-100,00	702	0	-100,00
CROATIA	185	23	-87,57	203	40	-80,30
MALTA	902	0	-100,00	594	0	-100,00
SLOVENIA	0	125	--	0	338	--
CZECH REPUBLIC	0	7.118	--	0	6.482	--
RUSSIA FEDERATION	1.037	63	-93,92	997	98	-90,17
-DARI BAHAN LAINNYA	5.001.562	4.087.531	-18,27	11.357.501	11.136.386	-1,95
JAPAN	363.704	446.566	22,78	2.014.238	2.091.745	3,85
HONG KONG	6.961	8.276	18,89	12.319	11.361	-7,78
KOREA, REPUBLIC OF	103.232	136.432	32,16	175.203	434.179	147,81
TAIWAN	328.411	285.295	-13,13	150.449	104.551	-30,51
CHINA	1.161.383	104.248	-91,02	258.291	29.581	-88,55
PAPUA NEW GUINEA	39	23	-41,03	22	107	386,36
THAILAND	26.225	7.633	-70,89	55.886	22.407	-59,91
SINGAPORE	24.457	13.279	-45,70	40.414	29.494	-27,02
PHILIPPINES	563	286	-49,20	607	1.113	83,36
MALAYSIA	75.745	141.804	87,21	85.791	76.929	-10,33
CAMBODIA	148	0	-100,00	1.980	0	-100,00
BRUNEI DARUSSALAM	2.481	436	-82,43	1.988	822	-58,65
VIET NAM	0	12	--	0	44	--

TABEL 5. PERKEMBANGAN EKSPOR INDONESIA MENURUT KOMODITI DAN NEGARA TUJUAN

JENIS BARANG	BERAT BERSIH (KG)		PERUB	NILAI FOB (US \$)		PERUB
	JAN-MAR 2007	JAN-MAR 2008	%	JAN-MAR 2007	JAN-MAR 2008	%
	(1)	(2)	(3)	(4)	(5)	(6)
MALDIVES	10.333	14.403	39,39	60.865	63.980	5,12
INDIA	3.319	14.568	338,93	4.057	35.624	778,09
PAKISTAN	3.247	0	-100,00	5.641	0	-100,00
SRI LANKA	6.004	588	-90,21	10.886	2.340	-78,50
IRAN (ISLAMIC REPUBLIC OF)	4.840	5.252	8,51	18.921	7.432	-60,72
SAUDI ARABIA	8.320	11.961	43,76	6.644	5.959	-10,31
ISRAEL	0	7.295	--	0	13.254	--
KUWAIT	90	118	31,11	310	405	30,65
JORDAN	2.924	142	-95,14	6.415	770	-88,00
LEBANON	5.100	76	-98,51	1.163	550	-52,71
SYRIA ARAB REPUBLIC	11.200	0	-100,00	1.238	0	-100,00
TURKEY	50.397	3.950	-92,16	121.637	17.782	-85,38
UNITED ARAB EMIRATES	4.238	10.455	146,70	27.107	48.365	78,42
QATAR	170	0	-100,00	363	0	-100,00
BAHRAIN	54	5.077	9.301,85	129	16.526	12.710,85
CYPRUS	7.925	601	-92,42	17.894	1.412	-92,11
EGYPT	3.131	13.158	320,25	2.427	22.337	820,35
MOROCCO	2.559	33	-98,71	5.244	75	-98,57
TUNISIA	10.371	839	-91,91	27.434	3.451	-87,42
ERITREA	280	0	-100,00	1.340	0	-100,00
NAMIBIA	0	17	--	0	161	--
TANZANIA, UNITED REPUBLIC OF	0	972	--	0	460	--
MADAGASCAR	1.072	1.977	84,42	926	1.185	27,97
KENYA	5.471	5.550	1,44	13.518	3.440	-74,55
REUNION	15.108	24.954	65,17	20.896	47.796	128,73
MOZAMBIQUE	0	5	--	0	13	--
ANGOLA	0	42	--	0	20	--
SIERRA LEONE	0	1.922	--	0	1.596	--
GABON	0	4.144	--	0	10.388	--
COTE D'IVOIRE	11	0	-100,00	12	0	-100,00
SENEGAL	498	2.002	302,01	199	2.510	1.161,31
SEYCHELLES	7.189	15.768	119,34	19.408	21.843	12,55
SOUTH AFRICA	34.257	24.491	-28,51	48.008	42.936	-10,56
MAURITIUS	2.703	8.243	204,96	7.074	32.536	359,94
VIRGIN ISLANDS (BRITISH)	0	1.156	--	0	4.186	--
AUSTRALIA	284.458	490.600	72,47	236.756	328.435	38,72
NEW ZEALAND	12.109	13.193	8,95	24.426	24.308	-0,48
GUAM	1.274	1.291	1,33	4.723	2.734	-42,11
NEW CALEDONIA	8.918	12.370	38,71	9.363	21.875	133,63
NORTHERN MARIANA ISLANDS	71	0	-100,00	344	0	-100,00
SAINT VINCENT AND THE GRENADIN	1.340	5.802	332,99	2.600	11.109	327,27
VANUATU	567	1.519	167,90	1.142	2.666	133,45
WALLIS AND FUTUNA ISLANDS	123	1.146	831,71	184	1.999	986,41
COOK ISLANDS	1.419	1.075	-24,24	3.023	4.933	63,18
FIJI	2.027	7.220	256,19	8.321	29.203	250,96
SAMOA	0	862	--	0	1.728	--
EAST TIMOR	0	2.325	--	0	1.811	--
UNITED STATES	727.502	655.131	-9,95	3.717.330	3.471.260	-6,62
CANADA	60.102	70.516	17,33	178.030	191.283	7,44
MEXICO	12.325	19.639	59,34	61.867	34.987	-43,45
NICARAGUA	0	398	--	0	485	--
PANAMA	8.665	0	-100,00	13.716	0	-100,00
CHILE	1.942	5.093	162,26	2.918	9.888	238,86
VENEZUELA	490	2.770	465,31	2.237	1.115	-50,16
ARGENTINA	16.122	14.305	-11,27	40.993	28.521	-30,42
BRAZIL	15.841	22.637	42,90	45.119	43.226	-4,20
COLOMBIA	7.381	737	-90,01	19.958	500	-97,49
PERU	0	1.774	--	0	1.954	--
BAHAMAS	317	18.371	5.695,27	117	23.897	20.324,79
JAMAICA	6.179	3.536	-42,77	10.153	3.357	-66,94
PUERTO RICO	572	1.337	133,74	1.848	5.160	179,22
DOMINICAN REPUBLIC	4.755	6.787	42,73	6.105	13.926	128,11
COSTA RICA	3.637	7.175	97,28	4.612	8.693	88,49
BARBADOS	3.158	4.676	48,07	1.086	8.739	704,70
ANTIGUA AND BARBUDA	1.123	444	-60,46	2.126	1.081	-49,15
ANGUILLA	1.549	0	-100,00	6.446	0	-100,00
ARUBA	379	249	-34,30	662	801	21,00
BERMUDA	10	70	600,00	96	334	247,92
CAYMAN ISLANDS	742	751	1,21	200	191	-4,50
FRENCH GUIANA	2.397	2.315	-3,42	5.474	9.406	71,83
FRENCH POLYNESIA	21.364	12.628	-40,89	34.857	22.390	-35,77
GRENADA	10.789	0	-100,00	1.732	0	-100,00
MARTINIQUE	3.285	3.384	3,01	10.311	7.780	-24,55
NETHERLANDS ANTILLES	112	291	159,82	1.184	2.151	81,67
SAINT LUCIA	215	0	-100,00	7.590	0	-100,00
TURKS AND CAICOS ISLANDS	537	7.650	1.324,58	4.410	16.200	267,35
GUADELOUPE	5.429	2.804	-48,35	34.363	6.683	-80,55
SAINT KITTS AND NEVIS	0	1	--	0	16	--

TABEL 5. PERKEMBANGAN EKSPOR INDONESIA MENURUT KOMODITI DAN NEGARA TUJUAN

JENIS BARANG	BERAT BERSIH (KG)		PERUB	NILAI FOB (US \$)		PERUB
	JAN-MAR 2007	JAN-MAR 2008	%	JAN-MAR 2007	JAN-MAR 2008	%
	(1)	(2)	(3)	(4)	(5)	(6)
UNITED KINGDOM	205.301	92.541	-54,92	630.156	304.741	-51,64
NETHERLANDS	132.946	139.263	4,75	401.389	395.691	-1,42
FRANCE	264.417	230.506	-12,82	614.272	573.757	-6,60
GERMANY, FED. REP. OF	164.341	188.042	14,42	337.810	396.316	17,32
AUSTRIA	3.279	4.637	41,42	12.762	9.355	-26,70
BELGIUM	62.416	90.231	44,56	155.269	246.978	59,06
SWITZERLAND	6.171	3.266	-47,08	20.019	21.549	7,64
DENMARK	23.524	20.511	-12,81	54.378	87.527	60,96
NORWAY	9.015	4.857	-46,12	22.682	11.004	-51,49
SWEDEN	6.045	4.566	-24,47	21.217	9.172	-56,77
FINLAND	13.792	6.492	-52,93	33.122	14.995	-54,73
IRELAND	27.860	56	-99,80	26.244	241	-99,08
ITALY	199.298	209.040	4,89	451.783	520.819	15,28
SPAIN	219.566	193.369	-11,93	522.094	600.763	15,07
PORTUGAL	7.941	21.018	164,68	17.517	74.342	324,40
GREECE	53.115	58.791	10,69	107.943	140.240	29,92
HUNGARY	4.839	11.376	135,09	9.573	20.106	110,03
POLAND	26.583	25.990	-2,23	24.943	53.697	115,28
ROMANIA	2.674	24	-99,10	6.071	115	-98,11
BULGARIA	9.367	2.989	-68,09	10.809	6.070	-43,84
YUGOSLAVIA	0	718	--	0	914	--
KAZAKHSTAN	260	53	-79,62	366	63	-82,79
UKRAINE	8.242	10.645	29,16	63.418	23.637	-62,73
LITHUANIA	0	189	--	0	1.173	--
ESTONIA	1.004	3.567	255,28	1.000	8.116	711,60
CROATIA	5.204	7.101	36,45	18.575	12.395	-33,27
BOSNIA AND HERZEGOVINA	0	887	--	0	2.499	--
MALTA	3.792	4.615	21,70	11.907	11.007	-7,56
SLOVENIA	4.503	6.007	33,40	5.883	1.815	-69,15
CZECH REPUBLIC	418	0	-100,00	859	0	-100,00
REP. OF MACEDONIA	0	1.084	--	0	1.575	--
RUSSIA FEDERATION	12.264	18.179	48,23	42.074	29.224	-30,54
-DARI ROTAN	30.769.575	38.766.399	25,99	88.451.885	88.369.127	-0,09
JAPAN	3.682.577	3.239.190	-12,04	10.735.161	9.627.335	-10,32
HONG KONG	27.769	38.121	37,28	86.633	124.587	43,81
KOREA, REPUBLIC OF	251.820	250.358	-0,58	335.528	458.561	36,67
TAIWAN	273.784	145.654	-46,80	382.300	258.079	-32,49
CHINA	120.679	117.166	-2,91	393.219	392.991	-0,06
PAPUA NEW GUINEA	1.310	20.524	1.466,72	726	154.648	21.201,38
THAILAND	28.316	32.793	15,81	52.786	71.279	35,03
SINGAPORE	195.715	173.052	-11,58	330.669	378.694	14,52
PHILIPPINES	7.374	21.652	193,63	15.569	39.441	153,33
MALAYSIA	470.481	467.636	-0,60	1.449.089	1.005.799	-30,59
BRUNEI DARUSSALAM	1.882	0	-100,00	3.454	0	-100,00
VIET NAM	932	6.716	620,60	4.459	57.686	1.193,70
MALDIVES	15.029	35.166	133,99	89.546	89.947	0,45
INDIA	37.610	54.876	45,91	58.775	143.777	144,62
PAKISTAN	18.974	1.977	-89,58	22.142	2.589	-88,31
SRI LANKA	13.095	16.329	24,70	10.311	13.972	35,51
IRAN (ISLAMIC REPUBLIC OF)	13.712	15.663	14,23	44.301	33.895	-23,49
SAUDI ARABIA	56.150	97.560	73,75	82.357	194.808	136,54
ISRAEL	0	28.221	--	0	60.422	--
KUWAIT	77.874	142.418	82,88	83.384	380.671	356,53
JORDAN	4.418	20.144	355,95	4.601	61.540	1.237,54
LEBANON	63.682	93.824	47,33	189.214	242.381	28,10
YEMEN	3.077	0	-100,00	3.555	0	-100,00
OMAN	8.322	16.095	93,40	19.072	34.352	80,12
SYRIA ARAB REPUBLIC	0	11.010	--	0	26.103	--
TURKEY	284.783	351.797	23,53	985.595	794.792	-19,36
UNITED ARAB EMIRATES	213.954	245.148	14,58	699.163	739.785	5,81
QATAR	3.878	30.032	674,42	6.491	212.378	3.171,88
BAHRAIN	29.138	4.613	-84,17	90.309	11.849	-86,88
CYPRUS	83.417	62.822	-24,69	352.124	220.539	-37,37
EGYPT	59.749	38.647	-35,32	123.253	106.163	-13,87
LIBYAN ARAB JAMAHIRIYA	0	12.763	--	0	14.730	--
MOROCCO	38.985	90.353	131,76	75.274	257.967	242,70
TUNISIA	0	1.285	--	0	9.197	--
SUDAN	2.325	1.695	-27,10	5.340	4.918	-7,90
NAMIBIA	3.300	9.084	175,27	9.112	16.716	83,45
TANZANIA, UNITED REPUBLIC OF	7.293	15.309	109,91	6.145	25.020	307,16
MADAGASCAR	0	1.744	--	0	1.987	--
KENYA	6.809	4.500	-33,91	16.820	16.150	-3,98
REUNION	85.668	82.273	-3,96	107.147	150.406	40,37
MOZAMBIQUE	3.499	0	-100,00	10.978	0	-100,00
GUINEA	3.190	0	-100,00	7.872	0	-100,00
ANGOLA	0	13.600	--	0	9.620	--
CONGO	58.024	46.314	-20,18	60.600	56.125	-7,38

TABEL 5. PERKEMBANGAN EKSPOR INDONESIA MENURUT KOMODITI DAN NEGARA TUJUAN

JENIS BARANG	BERAT BERSIH (KG)		PERUB	NILAI FOB (US \$)		PERUB
	JAN-MAR 2007	JAN-MAR 2008	%	JAN-MAR 2007	JAN-MAR 2008	%
	(1)	(2)	(3)	(4)	(5)	(6)
NIGERIA	17.636	0	-100,00	22.959	0	-100,00
SIERRA LEONE	0	3.279	--	0	2.722	--
COTE D'IVOIRE	0	3.787	--	0	9.218	--
U.S. VIRGIN ISLANDS	10	163	1.530,00	284	160	-43,66
SEYCHELLES	0	985	--	0	6.270	--
UGANDA	1.067	0	-100,00	2.166	0	-100,00
SOUTH AFRICA	248.992	482.315	93,71	666.422	1.441.262	116,27
MAURITIUS	14.025	35.757	154,95	20.185	94.479	368,07
AUSTRALIA	759.468	1.113.861	46,66	1.691.134	2.203.726	30,31
NEW ZEALAND	73.866	144.405	95,50	160.681	262.118	63,13
GUAM	6.620	12.734	92,36	22.744	26.902	18,28
NEW CALEDONIA	11.185	45.326	305,24	27.692	78.023	181,75
NORTHERN MARIANA ISLANDS	349	0	-100,00	1.278	0	-100,00
SAINT VINCENT AND THE GRENADIN	2.924	0	-100,00	5.670	0	-100,00
VANUATU	298	6.262	2.001,34	470	13.320	2.734,04
WALLIS AND FUTUNA ISLANDS	1.441	3.286	128,04	2.782	5.054	81,67
FIJI	1.009	1.354	34,19	2.521	11.120	341,09
SAMOA	316	1.242	293,04	960	2.316	141,25
SOLOMON ISLANDS	0	2.982	--	0	12.986	--
TONGA	0	3.159	--	0	2.392	--
EAST TIMOR	0	5.678	--	0	5.864	--
UNITED STATES	3.715.534	3.367.660	-9,36	12.806.116	11.375.614	-11,17
CANADA	180.683	330.978	83,18	642.684	1.010.118	57,17
MEXICO	121.518	136.763	12,55	305.770	437.484	43,08
GUATEMALA	5.885	18.338	211,61	21.745	52.077	139,49
HONDURAS	0	2.636	--	0	11.530	--
NICARAGUA	4.013	2.636	-34,31	12.355	11.530	-6,68
PANAMA	85.771	64.105	-25,26	175.505	137.874	-21,44
SURINAME	25.685	27.144	5,68	26.654	43.618	63,65
CHILE	10.343	33.014	219,19	51.484	84.616	64,35
VENEZUELA	9.981	15.132	51,61	27.177	41.635	53,20
ARGENTINA	37.450	39.952	6,68	80.296	116.849	45,52
BRAZIL	45.452	42.419	-6,67	105.901	183.383	73,16
COLOMBIA	19.503	22.011	12,86	66.105	93.874	42,01
BOLIVIA	779	0	-100,00	1.750	0	-100,00
URUGUAY	5.979	20.622	244,91	13.305	91.006	584,00
PARAGUAY	0	2.636	--	0	7.722	--
ECUADOR	0	2.885	--	0	8.710	--
PERU	6.854	8.158	19,03	12.922	11.955	-7,48
GUYANA	0	2.882	--	0	2.945	--
TRINIDAD AND TOBAGO	1.051	0	-100,00	5.536	0	-100,00
BAHAMAS	8.527	0	-100,00	9.098	0	-100,00
JAMAICA	0	4.624	--	0	6.580	--
PUERTO RICO	21.628	12.128	-43,92	51.624	28.200	-45,37
DOMINICAN REPUBLIC	76.344	52.552	-31,16	241.941	207.342	-14,30
EL SALVADOR	6.099	2.636	-56,78	20.680	11.530	-44,25
COSTA RICA	63.014	95.025	50,80	85.382	349.746	309,62
BARBADOS	9.496	1.728	-81,80	30.908	7.182	-76,76
ANTIGUA AND BARBUDA	11.090	5.628	-49,25	32.879	13.645	-58,50
ARUBA	10.430	8.244	-20,96	4.227	29.338	594,06
CAPE VERDE	4.806	0	-100,00	10.046	0	-100,00
CAYMAN ISLANDS	0	13.313	--	0	3.097	--
DOMINICA	5.399	948	-82,44	12.472	2.937	-76,45
FRENCH GUIANA	12.995	5.188	-60,08	22.071	11.121	-49,61
FRENCH POLYNESIA	44.861	53.055	18,27	87.673	96.751	10,35
GRENADA	3.715	0	-100,00	11.214	0	-100,00
MARTINIQUE	66.874	21.583	-67,73	164.588	62.379	-62,10
NETHERLANDS ANTILLES	75.969	20.681	-72,78	154.671	39.265	-74,61
SAINT LUCIA	1.950	0	-100,00	5.845	0	-100,00
GUADELOUPE	58.242	49.906	-14,31	142.434	178.692	25,46
UNITED KINGDOM	1.846.874	10.749.499	482,04	5.463.576	7.285.044	33,34
NETHERLANDS	1.698.920	1.723.369	1,44	6.927.713	4.964.918	-28,33
FRANCE	1.205.209	1.320.931	9,60	2.828.654	3.604.265	27,42
GERMANY, FED. REP. OF	4.097.271	3.859.049	-5,81	11.578.628	11.557.876	-0,18
AUSTRIA	68.137	16.001	-76,52	132.460	35.508	-73,19
BELGIUM	1.464.946	1.190.805	-18,71	4.648.454	4.015.998	-13,61
SWITZERLAND	58.041	6.220	-89,28	154.827	23.898	-84,56
DENMARK	201.813	192.315	-4,71	586.379	936.845	59,77
NORWAY	103.474	62.250	-39,84	432.690	217.544	-49,72
SWEDEN	264.656	205.766	-22,25	681.050	692.423	1,67
FINLAND	356.382	366.679	2,89	807.542	1.052.465	30,33
IRELAND	196.007	91.384	-53,38	562.213	169.671	-69,82
ITALY	2.618.141	2.375.368	-9,27	6.563.402	6.397.126	-2,53
SPAIN	2.140.139	1.306.893	-38,93	5.764.580	4.160.390	-27,83
PORTUGAL	195.291	242.104	23,97	519.599	777.265	49,59
ICELAND	1.667	1.992	19,50	1.712	2.902	69,51
GREECE	569.331	813.563	42,90	1.525.986	2.334.932	53,01
HUNGARY	117.093	40.880	-65,09	332.827	118.115	-64,51

TABEL 5. PERKEMBANGAN EKSPOR INDONESIA MENURUT KOMODITI DAN NEGARA TUJUAN

JENIS BARANG	BERAT BERSIH (KG)		PERUB	NILAI FOB (US \$)		PERUB
	JAN-MAR 2007	JAN-MAR 2008	%	JAN-MAR 2007	JAN-MAR 2008	%
	(1)	(2)	(3)	(4)	(5)	(6)
POLAND	428.798	420.357	-1,97	1.107.145	981.037	-11,39
ROMANIA	93.895	190.297	102,67	260.139	435.736	67,50
BULGARIA	35.049	53.477	52,58	59.376	117.547	97,97
YUGOSLAVIA	13.248	11.766	-11,19	28.265	32.195	13,90
BELARUS	2.094	0	-100,00	7.460	0	-100,00
KAZAKHSTAN	17.491	9.396	-46,28	37.637	31.942	-15,13
KYRGYZSTAN	2.196	0	-100,00	4.974	0	-100,00
UKRAINE	108.742	227.087	108,83	273.019	651.775	138,73
UZBEKISTAN	0	2.665	--	0	4.086	--
LITHUANIA	7.300	39.625	442,81	16.134	96.043	495,28
LATVIA	65.840	102.307	55,39	164.993	269.783	63,51
ESTONIA	34.655	26.990	-22,12	51.799	88.393	70,65
GEORGIA	6.683	2.382	-64,36	17.905	4.299	-75,99
CROATIA	102.064	67.144	-34,21	261.606	173.457	-33,70
BOSNIA AND HERZEGOVINA	0	232	--	0	940	--
MALTA	3.763	1.173	-68,83	13.272	2.566	-80,67
SLOVAKIA	7.230	132.304	1.729,93	56.973	40.202	-29,44
SLOVENIA	111.871	156.788	40,15	287.228	400.919	39,58
CZECH REPUBLIC	58.730	14.967	-74,52	128.451	33.165	-74,18
REP. OF MACEDONIA	2.099	0	-100,00	5.875	0	-100,00
RUSSIA FEDERATION	308.715	330.465	7,05	1.133.262	1.207.681	6,57
-DARI BAHAN LAINNYA	211.484.341	189.389.079	-10,45	454.078.189	463.092.786	1,99
JAPAN	24.135.830	24.601.667	1,93	40.270.935	44.058.900	9,41
HONG KONG	313.944	273.042	-13,03	858.001	833.163	-2,89
KOREA, REPUBLIC OF	3.743.446	3.495.235	-6,63	7.445.072	6.899.511	-7,33
TAIWAN	2.166.831	2.286.305	5,51	3.720.500	5.347.374	43,73
CHINA	1.353.213	1.284.054	-5,11	1.270.837	2.107.821	65,86
MACAU	0	10.400	--	0	5.106	--
PAPUA NEW GUINEA	163	2.256	1.284,05	473	3.761	695,14
THAILAND	132.609	133.590	0,74	271.044	368.203	35,85
SINGAPORE	3.598.106	1.815.504	-49,54	4.097.450	3.841.236	-6,25
PHILIPPINES	323.655	632.530	95,43	263.097	604.966	129,94
MALAYSIA	4.770.694	6.502.743	36,31	5.183.435	7.572.793	46,10
MYANMAR (FORM. BURMA)	384	725	88,80	9.801	17.573	79,30
CAMBODIA	6.033	5.387	-10,71	79.480	33.221	-58,20
BRUNEI DARUSSALAM	59.430	99.262	67,02	43.893	150.758	243,47
VIET NAM	75.790	67.538	-10,89	61.281	207.100	237,95
MALDIVES	276.578	341.701	23,55	392.614	576.141	46,74
INDIA	863.698	539.019	-37,59	1.155.518	854.440	-26,06
PAKISTAN	0	51.203	--	0	33.900	--
BANGLADESH	3.000	0	-100,00	2.970	0	-100,00
SRI LANKA	123.921	155.108	25,17	136.524	101.065	-25,97
AFGHANISTAN	77.316	0	-100,00	62.530	0	-100,00
IRAN (ISLAMIC REPUBLIC OF)	64.944	165.799	155,30	160.109	405.120	153,03
SAUDI ARABIA	522.089	679.708	30,19	601.304	677.680	12,70
ISRAEL	0	381.433	--	0	743.700	--
KUWAIT	367.806	472.239	28,39	501.519	579.749	15,60
JORDAN	140.354	139.204	-0,82	225.355	223.903	-0,64
LEBANON	350.361	283.582	-19,06	482.139	465.856	-3,38
YEMEN	251.069	175.300	-30,18	290.085	200.289	-30,96
OMAN	65.906	128.955	95,67	89.005	124.696	40,10
SYRIA ARAB REPUBLIC	12.557	66.313	428,10	43.480	127.564	193,39
TURKEY	1.053.470	736.684	-30,07	2.684.732	2.788.544	3,87
UNITED ARAB EMIRATES	12.966.102	14.021.382	8,14	9.001.750	10.676.940	18,61
QATAR	79.218	110.806	39,87	130.665	259.148	98,33
BAHRAIN	182.510	138.991	-23,84	274.298	121.972	-22,36
CYPRUS	198.016	126.662	-36,03	420.828	607.159	44,28
EGYPT	313.679	240.461	-23,34	326.517	464.576	42,28
LIBYAN ARAB JAMAHIRIYA	70.043	29.425	-57,99	55.810	30.920	-44,60
MOROCCO	328.889	315.940	-3,94	335.910	454.077	35,18
TUNISIA	30.762	12.160	-60,47	159.441	79.161	-50,35
ALGERIA	2.639	40.395	1.430,69	6.630	33.012	397,92
SUDAN	261.566	90.438	-65,42	179.195	93.774	-47,67
NAMIBIA	2.174	34.699	1.496,09	6.520	26.896	312,52
ETHIOPIA	150.829	44.336	-70,61	135.885	45.568	-66,47
TANZANIA, UNITED REPUBLIC OF	268.536	152.346	-43,27	275.019	150.263	-45,36
MADAGASCAR	11.003	18.273	66,07	9.467	24.779	161,74
KENYA	95.897	155.346	61,99	69.809	129.992	86,21
REUNION	503.079	2.669.729	430,68	851.583	2.664.550	212,89
MOZAMBIQUE	64.592	14.667	-77,29	99.553	26.124	-73,76
EQUATORIAL GUINEA	16.824	11.494	-31,68	10.834	9.475	-12,54
GHANA	80.154	0	-100,00	95.183	0	-100,00
ANGOLA	122.172	132.434	8,40	103.069	88.928	-13,72
CONGO	32.818	67.838	106,71	22.308	88.435	296,43
CAMEROON	12.650	93.330	637,79	5.695	79.934	1.303,58
NIGERIA	33.579	23.282	-30,66	40.463	30.848	-23,76
SIERRA LEONE	0	8.000	--	0	7.549	--

TABEL 5. PERKEMBANGAN EKSPOR INDONESIA MENURUT KOMODITI DAN NEGARA TUJUAN

JENIS BARANG	BERAT BERSIH (KG)		PERUB	NILAI FOB (US \$)		PERUB
	JAN-MAR 2007	JAN-MAR 2008	%	JAN-MAR 2007	JAN-MAR 2008	%
	(1)	(2)	(3)	(4)	(5)	(6)
GABON	28.781	30.238	5,06	43.248	31.927	-26,18
COTE D'IVOIRE	59.716	47.042	-21,22	62.153	32.922	-47,03
SENEGAL	4.000	1.985	-50,38	6.616	2.489	-62,38
MAURITANIA	69.848	0	-100,00	139.875	0	-100,00
MALI	0	21.814	--	0	76.096	--
BENIN	143.197	231.345	61,56	138.613	262.772	89,57
U.S. VIRGIN ISLANDS	31.319	22.996	-26,57	57.242	36.957	-35,44
SEYCHELLES	50.654	76.256	50,54	84.488	331.364	292,20
UGANDA	25.030	9.147	-63,46	27.332	13.910	-49,11
DJIBOUTI	180.973	254.520	40,64	101.213	172.353	70,29
SAO TOME AND PRINCIPE	0	3.805	--	0	4.089	--
SWAZILAND	0	2.954	--	0	6.860	--
SOUTH AFRICA	1.336.110	1.098.992	-17,75	2.374.408	1.924.914	-18,93
MAURITIUS	96.903	206.239	112,83	152.622	683.817	348,05
RWANDA	54.880	18.990	-65,40	54.878	19.229	-64,96
VIRGIN ISLANDS (BRITISH)	4.348	8.716	100,46	11.416	21.260	86,23
AUSTRALIA	7.015.159	6.923.117	-1,31	11.245.337	12.687.504	12,82
NEW ZEALAND	543.675	519.672	-4,41	1.193.976	1.095.599	-8,24
GUAM	21.734	15.717	-27,68	25.257	42.583	68,60
NEW CALEDONIA	233.288	266.424	14,20	325.497	493.043	51,47
SAINT VINCENT AND THE GRENADIN	5.017	32.993	557,62	19.080	87.246	357,26
VANUATU	9.192	7.465	-18,79	8.108	24.677	204,35
WALLIS AND FUTUNA ISLANDS	0	5.531	--	0	8.028	--
AMERICAN SAMOA	8.696	0	-100,00	70.435	0	-100,00
COOK ISLANDS	12.276	150	-98,78	23.677	1.874	-92,09
FIJI	62.072	32.048	-48,37	98.535	64.818	-34,22
SAMOA	0	2.505	--	0	4.777	--
SOLOMON ISLANDS	0	6.824	--	0	19.048	--
TONGA	631	11.410	1.708,24	779	8.634	1.008,34
EAST TIMOR	14.380	31.886	121,74	45.168	41.235	-8,71
UNITED STATES	53.923.390	43.431.523	-19,46	153.782.328	138.353.763	-10,03
CANADA	3.003.626	2.894.295	-3,64	7.232.687	7.902.490	9,26
MEXICO	505.404	326.026	-35,49	912.566	925.281	1,39
GUATEMALA	24.194	41.960	73,43	45.457	78.109	71,83
HONDURAS	7.632	16.208	112,37	10.785	25.339	134,95
NICARAGUA	0	4.041	--	0	10.825	--
PANAMA	237.236	77.983	-67,13	433.022	157.641	-63,60
CUBA	0	5.912	--	0	14.039	--
SURINAME	26.566	43.421	63,45	42.415	82.284	94,00
CHILE	18.186	49.748	173,55	32.731	132.105	303,61
VENEZUELA	58.172	46.540	-20,00	143.523	87.666	-38,92
ARGENTINA	89.690	107.839	20,24	193.372	209.898	8,55
BRAZIL	120.418	73.740	-38,76	242.658	177.578	-26,82
COLOMBIA	46.863	43.294	-7,62	66.505	65.289	-1,83
BOLIVIA	17.146	0	-100,00	46.784	0	-100,00
URUGUAY	165	6.868	4.062,42	500	7.225	1.345,00
ECUADOR	17.490	5.176	-70,41	42.815	42.838	0,05
PERU	5.200	0	-100,00	4.811	0	-100,00
GUYANA	3.039	2.852	-6,15	10.387	3.823	-63,19
TRINIDAD AND TOBAGO	8.637	13.898	60,91	19.430	36.966	90,25
BAHAMAS	23.679	11.737	-50,43	105.714	13.302	-87,42
JAMAICA	67.520	52.863	-21,71	78.703	102.617	30,39
PUERTO RICO	324.221	235.591	-27,34	622.200	523.657	-15,84
DOMINICAN REPUBLIC	170.632	229.757	34,65	316.225	460.316	45,57
EL SALVADOR	0	10.678	--	0	21.340	--
COSTA RICA	83.524	56.110	-32,82	138.421	116.785	-15,63
HAITI	0	9.200	--	0	24.578	--
BARBADOS	23.310	40.697	74,59	33.345	95.962	187,79
ANTIGUA AND BARBUDA	13.405	0	-100,00	10.008	0	-100,00
ANGUILLA	1.113	5.049	353,64	4.633	10.000	115,84
ARUBA	47.377	38.074	-19,64	96.855	69.386	-28,36
BERMUDA	4.103	3.719	-9,36	16.449	11.485	-30,18
CAYMAN ISLANDS	36.030	5.099	-85,85	82.267	8.145	-90,10
DOMINICA	12.625	2.787	-77,92	24.415	8.570	-64,90
FRENCH GUIANA	24.328	26.005	6,89	41.078	52.314	27,35
FRENCH POLYNESIA	284.059	198.374	-30,16	412.753	367.430	-10,98
GRENADA	12.709	99	-99,22	13.148	64	-99,51
MARTINIQUE	97.314	205.108	110,77	217.589	369.049	69,61
NETHERLANDS ANTILLES	65.054	164.318	152,59	120.360	380.181	215,87
NORFOLK ISLANDS	33	22.091	66.842,42	186	48.297	25.866,13
SAINT LUCIA	5.278	0	-100,00	21.921	0	-100,00
TURKS AND CAICOS ISLANDS	5.229	13.888	165,60	15.402	32.206	109,10
GUADELOUPE	76.375	155.469	103,56	191.780	375.060	95,57
UNITED KINGDOM	16.316.689	7.308.542	-55,21	26.367.184	23.222.080	-11,93
NETHERLANDS	12.099.261	11.912.942	-1,54	32.155.203	35.636.463	10,83
FRANCE	10.401.712	11.980.721	15,18	27.557.165	35.597.793	29,18
GERMANY, FED. REP. OF	8.636.756	5.307.386	-38,55	19.216.346	15.285.485	-20,46
AUSTRIA	230.332	125.154	-45,66	680.882	478.421	-29,74

TABEL 5. PERKEMBANGAN EKSPOR INDONESIA MENURUT KOMODITI DAN NEGARA TUJUAN

JENIS BARANG	BERAT BERSIH (KG)		PERUB	NILAI FOB (US \$)		PERUB
	JAN-MAR 2007	JAN-MAR 2008	%	JAN-MAR 2007	JAN-MAR 2008	%
(1)	(2)	(3)	(4)	(5)	(6)	(7)
BELGIUM	7.509.240	7.528.719	0,26	22.356.435	24.480.741	9,50
SWITZERLAND	214.731	165.230	-23,05	616.432	774.600	25,66
LUXEMBOURG	6.428	0	-100,00	19.162	0	-100,00
DENMARK	2.083.722	2.353.049	12,93	6.862.759	9.562.976	39,35
NORWAY	1.163.855	663.328	-43,01	2.872.002	2.162.916	-24,69
SWEDEN	1.879.402	1.372.033	-27,00	5.016.197	4.402.724	-12,23
FINLAND	703.493	657.932	-6,48	2.248.502	2.509.072	11,59
IRELAND	1.638.964	930.654	-43,22	3.302.601	2.248.259	-31,92
ITALY	6.540.991	5.476.885	-16,27	15.009.421	15.494.567	3,23
SPAIN	7.520.092	5.857.759	-22,11	15.421.725	13.922.236	-9,72
PORTUGAL	820.359	1.498.112	82,62	1.437.245	2.277.607	58,47
ICELAND	4.554	50.209	1.002,53	13.270	136.057	925,30
GREECE	1.728.923	1.234.662	-28,59	3.931.680	3.520.423	-10,46
DEMOCRATIC REPUBLIC OF THE CO	37.872	7.874	-79,21	26.494	8.478	-68,00
HUNGARY	45.575	86.842	90,55	96.512	154.256	59,83
POLAND	314.561	427.214	35,81	649.817	982.794	51,24
ROMANIA	51.143	83.070	62,43	93.145	112.670	20,96
BULGARIA	58.504	44.640	-23,70	117.135	66.181	-43,50
YUGOSLAVIA	28.561	24.199	-15,27	52.631	27.799	-47,18
ALBANIA	0	9.499	--	0	35.133	--
ARMENIA	0	262.189	--	0	349.405	--
AZERBAIJAN	0	11.215	--	0	45.961	--
KAZAKHSTAN	0	404	--	0	2.349	--
UKRAINE	260.049	106.109	-59,20	551.347	227.305	-58,77
LITHUANIA	19.985	67.989	240,20	59.743	237.875	298,16
LATVIA	103.801	197.042	89,83	282.567	495.471	75,35
ESTONIA	68.887	44.713	-35,09	160.219	151.968	-5,15
GEORGIA	743	0	-100,00	8.017	0	-100,00
CROATIA	254.033	190.284	-25,09	521.806	435.415	-16,56
BOSNIA AND HERZEGOVINA	0	2.164	--	0	6.754	--
MALTA	59.921	51.341	-14,32	135.506	101.631	-25,00
SLOVAKIA	71.810	43.734	-39,10	65.317	57.112	-12,56
SLOVENIA	166.365	162.409	-2,38	249.789	497.961	99,35
CZECH REPUBLIC	118.283	227.765	92,56	446.115	768.377	72,24
REP. OF MACEDONIA	1.599	0	-100,00	4.010	0	-100,00
RUSSIA FEDERATION	139.366	267.328	91,82	318.012	772.330	142,86
-AN ORGANIK	444.009.213	1.473.089.401	231,77	121.737.486	217.253.466	78,46
JAPAN	22.413.437	93.260.180	316,09	7.726.576	27.746.297	259,10
HONG KONG	171.791	89.099	-48,14	31.084	28.342	-8,82
KOREA, REPUBLIC OF	91.068.841	170.543.222	87,27	25.131.647	43.293.478	72,27
TAIWAN	117.331.626	193.089.481	64,57	32.190.640	58.587.124	82,00
CHINA	2.999.535	797.657.346	26.492,70	2.255.871	22.914.742	915,78
PAPUA NEW GUINEA	48.000	0	-100,00	9.205	0	-100,00
THAILAND	41.142.570	45.939.625	11,66	10.013.979	9.933.707	-0,80
SINGAPORE	7.939.519	10.303.763	29,78	3.302.263	2.900.896	-12,15
PHILIPPINES	22.354.929	36.033.736	61,19	5.855.027	11.586.233	97,89
MALAYSIA	21.536.419	23.376.154	8,54	5.148.265	8.852.315	71,95
MYANMAR (FORM. BURMA)	240.000	50.000	-79,17	101.986	27.280	-73,25
BRUNEI DARUSSALAM	2.020.000	3.794.200	87,83	250.910	684.356	172,75
VIET NAM	12.047.466	15.047.678	24,90	3.835.413	5.501.305	43,43
MALDIVES	2.719	0	-100,00	900	0	-100,00
INDIA	73.207.282	30.651.055	-58,13	18.092.914	9.151.864	-49,42
PAKISTAN	1.084.575	1.136.479	4,79	299.863	446.397	48,87
BANGLADESH	2.486.220	3.138.052	26,22	444.273	627.369	41,21
SRI LANKA	1.381.032	2.144.999	55,32	348.436	419.030	20,26
IRAN (ISLAMIC REPUBLIC OF)	200.000	100.000	-50,00	182.000	114.000	-37,36
SAUDI ARABIA	236.879	290.620	22,69	169.572	481.324	183,85
OMAN	6	0	-100,00	1.400	0	-100,00
TURKEY	38.000	19.000	-50,00	12.384	8.020	-35,24
UNITED ARAB EMIRATES	0	120.139	--	0	273.196	--
QATAR	0	21.900	--	0	8.450	--
BAHRAIN	0	159.600	--	0	183.500	--
EGYPT	625.000	1.037.000	65,92	54.355	180.450	231,98
SUDAN	0	107.250	--	0	24.668	--
TANZANIA, UNITED REPUBLIC OF	1.250.000	1.800.000	44,00	112.270	235.530	109,79
MADAGASCAR	260.000	67.000	-74,23	31.416	12.946	-58,79
KENYA	1.244.000	1.375.000	10,53	136.070	152.435	12,03
GUINEA	72.000	0	-100,00	31.680	0	-100,00
NIGERIA	36.815	141.712	284,93	64.902	151.063	132,76
SOUTH AFRICA	331.370	246.343	-25,66	164.008	112.271	-31,55
MAURITIUS	1.316.144	400.849	-69,54	143.716	54.114	-62,35
AUSTRALIA	15.431.555	20.185.569	30,81	3.862.432	6.729.810	74,24
NEW ZEALAND	85.945	336.505	291,54	91.677	424.891	363,47
EAST TIMOR	0	11.447	--	0	6.720	--
UNITED STATES	1.149.929	18.862.035	1.540,28	413.003	4.590.328	1.011,45
CANADA	75.000	61.416	-18,11	54.750	29.035	-46,97
MEXICO	40.000	0	-100,00	13.000	0	-100,00

TABEL 5. PERKEMBANGAN EKSPOR INDONESIA MENURUT KOMODITI DAN NEGARA TUJUAN

JENIS BARANG	BERAT BERSIH (KG)		PERUB	NILAI FOB (US \$)		PERUB
	JAN-MAR 2007	JAN-MAR 2008	%	JAN-MAR 2007	JAN-MAR 2008	%
	(1)	(2)	(3)	(4)	(5)	(6)
UNITED KINGDOM	206.000	289.021	40,30	69.754	134.522	92,85
NETHERLANDS	88.100	40.100	-54,48	31.472	18.225	-42,09
FRANCE	385.000	214.041	-44,40	160.412	137.526	-14,27
GERMANY, FED. REP. OF	428.052	148.137	-65,39	265.157	91.435	-65,52
AUSTRIA	1.000	0	-100,00	500	0	-100,00
BELGIUM	220.130	131.048	-40,47	73.500	71.449	-2,79
DENMARK	0	20.000	--	0	10.900	--
SWEDEN	56.521	0	-100,00	45.214	0	-100,00
FINLAND	100.500	59.600	-40,70	39.338	37.324	-5,12
ITALY	485.306	352.000	-27,47	411.872	157.124	-61,85
SPAIN	88.000	110.000	25,00	31.372	51.535	64,27
PORTUGAL	22.000	0	-100,00	7.348	0	-100,00
DEMOCRATIC REPUBLIC OF THE CO	40.000	0	-100,00	16.990	0	-100,00
POLAND	0	87.000	--	0	51.255	--
BULGARIA	0	20.000	--	0	9.600	--
LITHUANIA	20.000	20.000	0,00	6.670	9.085	36,21
-ORGANIK	704.393.615	667.841.702	-5,19	594.627.126	559.501.558	-5,91
JAPAN	107.556.974	49.059.742	-54,39	51.605.825	38.209.492	-25,96
HONG KONG	4.439.114	4.320.125	-2,68	7.341.748	6.635.083	-9,63
KOREA, DEMOCRATIC PEOPLE'S REI	0	79.450	--	0	102.491	--
KOREA, REPUBLIC OF	46.179.399	47.331.411	2,49	37.134.043	36.339.949	-2,14
TAIWAN	58.262.656	96.101.560	64,95	54.445.030	21.769.083	-60,02
CHINA	130.227.766	115.839.279	-11,05	121.479.394	114.680.471	-5,60
MACAU	0	31.608	--	0	1.870	--
PAPUA NEW GUINEA	33.666	15.138	-55,03	40.228	29.455	-26,78
THAILAND	90.729.818	72.932.592	-19,62	87.946.372	55.933.941	-36,40
SINGAPORE	39.940.795	38.104.081	-4,60	34.996.826	36.818.456	5,21
PHILIPPINES	8.825.367	14.802.449	67,73	6.294.225	10.280.217	63,33
MALAYSIA	82.289.409	113.183.115	37,54	48.285.999	83.972.399	73,91
MYANMAR (FORM. BURMA)	465.698	349.082	-25,04	345.759	397.956	15,10
CAMBODIA	975.960	498.917	-48,88	1.170.010	603.430	-48,43
BRUNEI DARUSSALAM	728	31.475	4.223,49	927	55.786	5.917,91
LAO PEOPLE'S DEMOCRATIC REPUB	690	0	-100,00	495	0	-100,00
NEPAL	0	22.500	--	0	21.200	--
VIET NAM	14.495.955	16.475.662	13,66	16.509.453	18.701.680	13,28
MALDIVES	0	4.967	--	0	5.378	--
INDIA	13.867.507	15.485.587	11,67	10.800.874	13.492.468	24,92
PAKISTAN	5.644.949	2.040.453	-63,85	5.646.639	3.360.594	-40,49
BANGLADESH	725.205	1.420.498	95,88	664.243	1.594.936	140,11
SRI LANKA	1.007.182	948.110	-5,87	964.676	1.160.559	20,31
IRAN (ISLAMIC REPUBLIC OF)	810.100	1.269.550	56,72	807.182	2.048.227	153,75
SAUDI ARABIA	871.197	1.730.817	98,67	1.348.084	2.486.224	84,43
ISRAEL	0	273.700	--	0	420.308	--
KUWAIT	32.388	10.195	-68,52	102.682	50.455	-50,86
JORDAN	368.088	17.500	-95,25	257.924	31.203	-87,90
LEBANON	35.000	0	-100,00	48.024	0	-100,00
OMAN	1.933	0	-100,00	19.000	0	-100,00
SYRIA ARAB REPUBLIC	65.749	325.322	394,79	64.646	292.506	352,47
TURKEY	13.203.432	1.695.644	-87,16	11.422.806	2.608.271	-77,17
UNITED ARAB EMIRATES	255.394	4.714.845	1.746,11	316.326	7.320.178	2.214,12
QATAR	1.592	12.109	660,62	6.681	36.696	449,26
CYPRUS	0	17.499	--	0	21.366	--
EGYPT	377.193	836.549	121,78	349.056	1.237.390	254,50
LIBYAN ARAB JAMAHIRIYA	0	3.534	--	0	18.655	--
MOROCCO	160.000	43.200	-73,00	206.000	22.832	-88,92
TUNISIA	0	84.600	--	0	113.132	--
ALGERIA	18.750	102.300	445,60	36.413	103.675	184,72
SUDAN	106.212	2.217	-97,91	68.416	10.020	-85,35
TANZANIA, UNITED REPUBLIC OF	195.600	234.300	19,79	97.477	385.098	295,07
MADAGASCAR	0	14.400	--	0	23.976	--
KENYA	161.316	255.776	58,56	124.173	406.412	227,29
MOZAMBIQUE	0	60.000	--	0	95.400	--
GHANA	251.050	174.180	-30,62	144.727	162.975	12,61
GUINEA	1	0	-100,00	10	0	-100,00
ANGOLA	0	2.160.000	--	0	1.317.600	--
CAMEROON	21.600	60.000	177,78	10.212	98.000	859,66
NIGERIA	3.407.683	3.788.545	11,18	1.874.519	4.689.186	150,15
SIERRA LEONE	53.071	53.070	0,00	65.278	65.807	0,81
COTE D'IVOIRE	126.400	540.800	327,85	61.504	480.871	681,85
BENIN	9.090	0	-100,00	17.675	0	-100,00
SWAZILAND	700	426	-39,14	48.287	45.365	-6,05
SOUTH AFRICA	942.305	795.682	-15,56	797.347	936.014	17,39
ZAMBIA	200.000	0	-100,00	116.200	0	-100,00
MALAWI	62.000	240.000	287,10	35.850	387.500	980,89
MAURITIUS	67.273	43.435	-35,43	84.084	69.706	-17,10
AUSTRALIA	5.300.343	5.624.991	6,13	5.501.944	7.803.493	41,83
NEW ZEALAND	804.596	925.716	15,05	837.101	1.226.412	46,51

TABEL 5. PERKEMBANGAN EKSPOR INDONESIA MENURUT KOMODITI DAN NEGARA TUJUAN

JENIS BARANG	BERAT BERSIH (KG)		PERUB %	NILAI FOB (US \$)		PERUB %
	JAN-MAR 2007	JAN-MAR 2008		JAN-MAR 2007	JAN-MAR 2008	
(1)	(2)	(3)	(4)	(5)	(6)	(7)
NEW CALEDONIA	1.149	0	-100,00	1.370	0	-100,00
FIJI	244	0	-100,00	2.436	0	-100,00
SOLOMON ISLANDS	0	7.098	--	0	16.432	--
EAST TIMOR	38.422	0	-100,00	69.588	0	-100,00
UNITED STATES	11.532.488	10.436.270	-9,51	12.494.048	17.543.553	40,42
CANADA	742.923	737.019	-0,79	897.361	954.917	6,41
MEXICO	353.171	84.199	-76,16	727.149	145.254	-80,02
GUATEMALA	35.000	64.800	85,14	49.360	35.938	-27,19
PANAMA	0	22.000	--	0	46.570	--
CHILE	569.500	168.299	-70,45	533.569	170.753	-68,00
VENEZUELA	227.499	0	-100,00	299.636	0	-100,00
ARGENTINA	793.053	458.014	-42,25	826.275	556.630	-32,63
BRAZIL	1.679.200	992.133	-40,92	1.518.606	1.389.837	-8,48
COLOMBIA	840.200	128.700	-84,68	1.144.149	205.424	-82,05
BOLIVIA	0	20.000	--	0	47.500	--
URUGUAY	53.000	1.500	-97,17	195.776	257.782	31,67
PARAGUAY	40.000	43.200	8,00	23.037	24.242	5,23
ECUADOR	0	18.000	--	0	20.520	--
PERU	229.300	112.300	-51,02	298.562	191.841	-35,75
TRINIDAD AND TOBAGO	0	174	--	0	1.375	--
JAMAICA	12.177	0	-100,00	10.297	0	-100,00
PUERTO RICO	500	0	-100,00	26.340	0	-100,00
DOMINICAN REPUBLIC	52.500	18.000	-65,71	65.208	35.608	-45,39
EL SALVADOR	0	20.000	--	0	34.000	--
COSTA RICA	17.500	0	-100,00	24.630	0	-100,00
DOMINICA	0	21.600	--	0	11.818	--
UNITED KINGDOM	2.691.958	2.164.301	-19,60	2.994.318	3.194.447	6,68
NETHERLANDS	13.427.036	11.679.298	-13,02	15.063.544	15.802.212	4,90
FRANCE	957.720	774.701	-19,11	1.282.056	1.419.014	10,68
GERMANY, FED. REP. OF	6.344.261	3.143.583	-50,45	8.864.743	5.617.960	-36,63
AUSTRIA	0	330	--	0	16.500	--
BELGIUM	14.205.054	9.927.250	-30,11	18.492.168	15.738.933	-14,89
SWITZERLAND	13.340	137.011	927,07	125.342	267.484	113,40
DENMARK	40.000	479.910	1.099,78	76.314	416.781	446,14
NORWAY	43.717	53.309	21,94	97.546	120.070	23,09
SWEDEN	540.000	440.000	-18,52	722.808	692.051	-4,26
FINLAND	158.660	620.100	290,84	241.856	847.398	250,37
IRELAND	5.231	49.400	844,37	234.894	437.108	86,09
ITALY	7.237.533	985.839	-86,38	6.788.179	1.571.866	-76,84
SPAIN	2.104.125	2.108.884	0,23	2.977.042	3.171.543	6,53
PORTUGAL	312.500	140.000	-55,20	321.019	193.460	-39,74
GREECE	75.300	243.060	222,79	116.534	355.056	204,68
DEMOCRATIC REPUBLIC OF THE CO	52.800	163.062	208,83	71.184	245.548	244,95
HUNGARY	71.148	29.400	-58,68	163.297	68.062	-58,32
POLAND	1.309.000	1.968.000	50,34	1.578.033	2.675.175	69,53
ROMANIA	35.000	0	-100,00	49.245	0	-100,00
BULGARIA	156.950	111.610	-28,89	130.672	187.450	43,45
UKRAINE	210.000	158.750	-24,40	284.970	280.963	-1,41
LITHUANIA	136.000	240.980	77,19	208.477	394.288	89,13
LATVIA	35.000	35.000	0,00	47.341	57.560	21,59
ESTONIA	0	86.398	--	0	76.313	--
CROATIA	3	0	-100,00	6	0	-100,00
SLOVENIA	204.998	227.499	10,98	254.169	334.359	31,55
CZECH REPUBLIC	296.000	92.000	-68,92	367.912	138.108	-62,46
RUSSIA FEDERATION	2.933.561	3.240.018	10,45	3.323.666	4.310.008	29,68
-LAINNYA	384.743.064	61.088.423	-84,12	163.556.965	48.457.873	-70,37
JAPAN	34.199.573	32.046	-99,91	18.002.296	32.005	-99,82
HONG KONG	132.640	652	-99,51	226.005	3.009	-98,67
KOREA, REPUBLIC OF	58.933.846	18.006.567	-69,45	33.052.454	13.644.890	-58,72
TAIWAN	48.836.724	21.157	-99,96	23.867.331	23.759	-99,90
CHINA	19.222.467	512.817	-97,33	9.369.681	643.538	-93,13
THAILAND	4.208.860	19.159.162	355,21	2.697.181	15.767.299	484,58
SINGAPORE	218.022.987	11.794.939	-94,59	75.074.244	9.160.800	-87,80
PHILIPPINES	289.728	200.012	-30,97	327.275	98.913	-69,78
MALAYSIA	100.714	6.252.993	6.108,66	98.285	4.952.771	4.939,19
MYANMAR (FORM. BURMA)	619.662	0	-100,00	609.403	0	-100,00
CAMBODIA	48	0	-100,00	693	0	-100,00
BRUNEI DARUSSALAM	0	17.014	--	0	18.440	--
VIET NAM	33.419	14.039	-57,99	48.307	22.295	-53,85
INDIA	1.298	468	-63,94	3.210	746	-76,76
PAKISTAN	0	1.298	--	0	5.979	--
BANGLADESH	48.000	47.999	0,00	80.900	80.840	-0,07
SRI LANKA	6.536	5.850	-10,50	15.341	12.548	-18,21
TURKEY	0	2.232	--	0	3.030	--
UNITED ARAB EMIRATES	786	285	-63,74	4.180	1.046	-74,98
AUSTRALIA	101	17.301	17.029,70	376	23.822	6.235,64
NEW ZEALAND	32.960	1.488	-95,49	37.304	1.967	-94,73

TABEL 5. PERKEMBANGAN EKSPOR INDONESIA MENURUT KOMODITI DAN NEGARA TUJUAN

JENIS BARANG	BERAT BERSIH (KG)		PERUB	NILAI FOB (US \$)		PERUB
	JAN-MAR 2007	JAN-MAR 2008	%	JAN-MAR 2007	JAN-MAR 2008	%
(1)	(2)	(3)	(4)	(5)	(6)	(7)
UNITED STATES	51.315	5.000.090	9.643,92	39.176	3.960.101	10.008,49
UNITED KINGDOM	1.400	0	-100,00	3.323	0	-100,00
NETHERLANDS	0	1	--	0	2	--
FRANCE	0	11	--	0	70	--
GERMANY, FED. REP. OF	0	2	--	0	3	--
PUPUK	12.188.410	44.530.879	265,35	1.793.632	13.286.232	640,74
JAPAN	9.231.983	9.386.390	1,67	1.154.072	1.273.927	10,39
HONG KONG	180	0	-100,00	268	0	-100,00
KOREA, REPUBLIC OF	328.491	700.000	113,10	43.177	67.800	57,03
TAIWAN	253.128	162.690	-35,73	37.983	31.151	-17,99
CHINA	0	20.000	--	0	6.100	--
THAILAND	60.000	58	-99,90	4.800	40	-99,17
SINGAPORE	160.567	123.000	-23,40	19.980	11.363	-43,13
PHILIPPINES	330.000	5.042.765	1.428,11	45.090	1.552.400	3.342,89
MALAYSIA	183.448	1.468.999	700,77	18.648	211.732	1.035,41
BRUNEI DARUSSALAM	0	60.631	--	0	3.028	--
LAO PEOPLE'S DEMOCRATIC REPUB	516	0	-100,00	370	0	-100,00
VIET NAM	20.000	1.115.000	5.475,00	3.900	123.175	3.058,33
MALDIVES	176	0	-100,00	232	0	-100,00
BANGLADESH	0	3.000.000	--	0	970.500	--
OMAN	0	66.000	--	0	13.530	--
TURKEY	110.000	0	-100,00	31.900	0	-100,00
UNITED ARAB EMIRATES	0	24.000	--	0	4.920	--
KENYA	378.046	230.000	-39,16	91.800	110.400	20,26
AUSTRALIA	744.525	1.910.999	156,67	176.622	438.138	148,07
NEW ZEALAND	0	352.000	--	0	62.484	--
UNITED STATES	61.350	20.606.163	33.487,88	15.570	8.066.707	51.709,29
BRAZIL	0	86.184	--	0	308.807	--
NETHERLANDS	22.000	0	-100,00	3.300	0	-100,00
FRANCE	44.000	66.000	50,00	5.720	8.580	50,00
IRELAND	220.000	110.000	-50,00	33.000	21.450	-35,00
SPAIN	40.000	0	-100,00	107.200	0	-100,00
PRODUK PHARMASI	2.535.384	2.433.107	-4,03	34.026.961	39.407.085	15,81
JAPAN	29.496	45.618	54,66	1.692.277	2.595.978	53,40
HONG KONG	18.093	15.133	-16,36	444.899	298.165	-32,98
KOREA, REPUBLIC OF	27.428	34.306	25,08	3.823.069	5.971.299	56,19
TAIWAN	4.284	593	-86,16	137.400	45.179	-67,12
CHINA	9.265	20.840	124,93	1.084.154	429.974	-60,34
MONGOLIA	5.217	18.660	257,68	67.592	72.922	7,89
MACAU	10	1.025	10.150,00	1.622	12.602	676,94
PAPUA NEW GUINEA	1.453	4.553	213,35	2.458	14.030	470,79
THAILAND	111.570	350.077	213,77	4.019.467	3.694.727	-8,08
SINGAPORE	95.827	92.828	-3,13	1.118.342	1.004.537	-10,18
PHILIPPINES	239.832	367.706	53,32	2.906.778	4.178.932	43,77
MALAYSIA	256.002	253.436	-1,00	558.542	1.351.650	142,00
MYANMAR (FORM. BURMA)	106.168	256.161	141,28	643.816	1.265.502	96,56
CAMBODIA	20.362	52.660	158,62	546.490	747.397	36,76
BRUNEI DARUSSALAM	2.560	5.091	98,87	12.170	27.772	128,20
NEPAL	1.041	2.467	136,98	142.811	327.125	129,06
VIET NAM	42.667	63.732	49,37	1.706.347	2.338.383	37,04
INDIA	3.891	2.648	-31,95	4.695.873	4.906.556	4,49
PAKISTAN	59.279	36.011	-39,25	199.504	219.724	10,14
BANGLADESH	3.852	0	-100,00	194.771	0	-100,00
SRI LANKA	922.283	143.594	-84,43	1.732.222	996.596	-42,47
AFGHANISTAN	5.975	13.576	127,21	176.693	77.629	-56,07
SAUDI ARABIA	0	504	--	0	945	--
JORDAN	1.548	3.806	145,87	285.391	21.600	-92,43
LEBANON	801	0	-100,00	22.135	0	-100,00
YEMEN	295	735	149,15	9.047	38.231	322,58
TURKEY	1.606	0	-100,00	345.000	0	-100,00
UNITED ARAB EMIRATES	1.955	4.985	154,99	18.868	53.149	181,69
BAHRAIN	0	605	--	0	12.192	--
EGYPT	0	5	--	0	4	--
LIBYAN ARAB JAMAHIRIYA	147	0	-100,00	22.800	0	-100,00
MOROCCO	1.480	0	-100,00	149.680	0	-100,00
ALGERIA	1.622	806	-50,31	366.150	213.000	-41,83
SUDAN	1	0	-100,00	9	0	-100,00
ETHIOPIA	0	4.858	--	0	252.714	--
TANZANIA, UNITED REPUBLIC OF	0	5.517	--	0	5.257	--
KENYA	240	2.279	849,58	24.483	129.020	426,98
EQUATORIAL GUINEA	0	14.360	--	0	161.709	--
TOGO	61.075	19.750	-67,66	694.576	70.728	-89,82
GHANA	20.304	0	-100,00	229.887	0	-100,00
LIBERIA	0	602	--	0	31.339	--
NIGERIA	313.861	239.006	-23,85	3.097.593	2.872.879	-7,25
GABON	6.089	12.380	103,32	69.850	136.741	95,76

TABEL 5. PERKEMBANGAN EKSPOR INDONESIA MENURUT KOMODITI DAN NEGARA TUJUAN

JENIS BARANG	BERAT BERSIH (KG)		PERUB	NILAI FOB (US \$)		PERUB
	JAN-MAR 2007	JAN-MAR 2008	%	JAN-MAR 2007	JAN-MAR 2008	%
	(1)	(2)	(3)	(4)	(5)	(6)
COTE D'IVOIRE	15.180	1.020	-93,28	212.361	26.313	-87,61
SENEGAL	0	385	--	0	20.020	--
BENIN	6.195	21.652	249,51	33.126	139.630	321,51
UGANDA	0	2.008	--	0	104.489	--
CENTRAL AFRICAN REPUBLIC	0	296	--	0	15.400	--
NIGER	0	1.802	--	0	170.304	--
SOUTH AFRICA	6.120	2.124	-65,29	233.521	48.925	-79,05
ZIMBABWE	1.939	0	-100,00	200.889	0	-100,00
ZAMBIA	0	1.164	--	0	60.561	--
BURUNDI	0	840	--	0	48.300	--
MAURITIUS	300	206	-31,33	473	10.976	2.220,51
AUSTRALIA	10.903	140.236	1.186,21	1.106.782	2.268.015	104,92
NEW ZEALAND	0	30.796	--	0	309.938	--
COOK ISLANDS	0	2.885	--	0	1.793	--
FIJI	250	168	-32,80	4.170	2.280	-45,32
EAST TIMOR	0	18.241	--	0	67.288	--
UNITED STATES	92.864	52.138	-43,86	90.984	27.859	-69,38
MEXICO	29	743	2.462,07	105.000	106.500	1,43
SURINAME	2.425	0	-100,00	21.598	0	-100,00
URUGUAY	500	0	-100,00	128.250	0	-100,00
ECUADOR	7.284	12.366	69,77	93.514	269.400	188,09
UNITED KINGDOM	4.287	1.660	-61,28	157.078	6.184	-96,06
NETHERLANDS	4.264	353	-91,72	244.666	86.705	-64,56
FRANCE	660	16.084	2.336,97	39.499	195.613	395,24
GERMANY, FED. REP. OF	1.075	5.000	365,12	22.828	156.135	583,96
AUSTRIA	0	2.657	--	0	85.890	--
BELGIUM	2.413	228	-90,55	18.443	5.973	-67,61
SWITZERLAND	0	4.080	--	0	12.771	--
DENMARK	0	106	--	0	18.963	--
NORWAY	70	211	201,43	3.897	14.443	270,62
SWEDEN	0	227	--	0	6.708	--
FINLAND	106	12	-88,68	6.895	10	-99,85
ITALY	130	0	-100,00	7.790	0	-100,00
SPAIN	17	0	-100,00	10	0	-100,00
PORTUGAL	0	1.752	--	0	1.882	--
POLAND	0	17.842	--	0	280.368	--
ROMANIA	0	2.155	--	0	225.410	--
UZBEKISTAN	794	659	-17,00	52.421	30.352	-42,10
RUSSIA FEDERATION	0	98	--	0	5.500	--
KULIT DAN BARANG DARI KULIT	2.927.247	3.006.226	2,70	50.358.988	58.643.981	16,45
JAPAN	33.716	57.503	70,55	1.180.990	1.420.066	20,24
HONG KONG	441.173	392.776	-10,97	7.076.052	7.137.024	0,86
KOREA, REPUBLIC OF	151.362	92.801	-38,69	740.661	661.789	-10,65
TAIWAN	118.817	29.955	-74,79	1.754.702	592.879	-66,21
CHINA	301.881	790.060	161,71	6.593.287	15.283.724	131,81
MACAU	1.005	0	-100,00	44.520	0	-100,00
THAILAND	165.594	131.623	-20,51	3.358.570	2.634.041	-21,57
SINGAPORE	154.885	155.246	0,23	4.296.152	4.366.156	1,63
PHILIPPINES	7.983	5.355	-32,92	56.797	99.609	75,38
MALAYSIA	356.910	295.469	-17,21	5.772.715	5.211.120	-9,73
CAMBODIA	5.222	0	-100,00	118.193	0	-100,00
BRUNEI DARUSSALAM	237	434	83,12	66	863	1.207,58
NEPAL	0	27	--	0	2.940	--
VIET NAM	79.789	134.002	67,95	1.849.446	2.715.582	46,83
MALDIVES	787	620	-21,22	835	6.385	664,67
INDIA	208.813	193.151	-7,50	4.283.092	2.391.416	-44,17
PAKISTAN	0	1.554	--	0	14.384	--
BANGLADESH	49.555	0	-100,00	818.796	0	-100,00
SRI LANKA	1.157	4.384	278,91	47.184	44.795	-5,06
IRAN (ISLAMIC REPUBLIC OF)	9.033	12.457	37,91	28.957	36.503	26,06
SAUDI ARABIA	7	46	557,14	83	15.906	19.063,86
ISRAEL	0	308	--	0	960	--
LEBANON	13	0	-100,00	1.379	0	-100,00
SYRIA ARAB REPUBLIC	0	106	--	0	600	--
TURKEY	1.970	0	-100,00	8.588	0	-100,00
UNITED ARAB EMIRATES	3.923	151	-96,15	43.906	3.432	-92,18
EGYPT	0	42	--	0	111	--
KENYA	1.340	0	-100,00	3.310	0	-100,00
REUNION	0	77	--	0	257	--
SEYCHELLES	0	3	--	0	15	--
SOUTH AFRICA	278	1.269	356,47	1.451	2.259	55,69
MAURITIUS	0	457	--	0	1.557	--
AUSTRALIA	191.243	9.638	-94,96	407.803	192.298	-52,85
NEW ZEALAND	629	623	-0,95	17.000	11.947	-29,72
GUAM	10	26	160,00	250	316	26,40
NEW CALEDONIA	162	412	154,32	339	1.206	255,75
COOK ISLANDS	25	0	-100,00	298	0	-100,00

TABEL 5. PERKEMBANGAN EKSPOR INDONESIA MENURUT KOMODITI DAN NEGARA TUJUAN

JENIS BARANG	BERAT BERSIH (KG)		PERUB	NILAI FOB (US \$)		PERUB
	JAN-MAR 2007	JAN-MAR 2008	%	JAN-MAR 2007	JAN-MAR 2008	%
	(1)	(2)	(3)	(4)	(5)	(6)
FIJI	125	9	-92,80	516	40	-92,25
UNITED STATES	155.035	154.031	-0,65	5.115.444	5.292.521	3,46
CANADA	3.164	1.160	-63,34	78.606	8.302	-89,44
MEXICO	2.735	1.178	-56,93	77.728	65.303	-15,99
CHILE	0	2	--	0	3	--
VENEZUELA	417	0	-100,00	9.784	0	-100,00
BRAZIL	3.737	0	-100,00	13.779	0	-100,00
JAMAICA	227	0	-100,00	538	0	-100,00
PUERTO RICO	60	41	-31,67	1.314	288	-78,08
DOMINICAN REPUBLIC	0	109	--	0	228	--
COSTA RICA	0	119	--	0	300	--
BERMUDA	0	166	--	0	790	--
FRENCH POLYNESIA	1.328	316	-76,20	2.074	542	-73,87
MARTINIQUE	12	0	-100,00	258	0	-100,00
NETHERLANDS ANTILLES	11	0	-100,00	737	0	-100,00
SAINT LUCIA	31	0	-100,00	1.099	0	-100,00
UNITED KINGDOM	5.556	10.487	88,75	195.033	164.535	-15,64
NETHERLANDS	54.902	25.612	-53,35	420.354	177.282	-57,83
FRANCE	13.727	18.295	33,28	177.402	383.232	116,02
GERMANY, FED. REP. OF	42.541	43.645	2,60	921.616	1.451.355	57,48
AUSTRIA	14	180	1.185,71	40	3.375	8.337,50
BELGIUM	656	3.845	486,13	1.990	4.935	147,99
SWITZERLAND	3.524	327	-90,72	39.521	12.181	-69,18
DENMARK	4.023	512	-87,27	15.335	14.186	-7,49
NORWAY	2	940	46.900,00	131	17.126	12.973,28
SWEDEN	1.672	3.864	131,10	38.623	129.047	234,12
FINLAND	17	56	229,41	49	560	1.042,86
IRELAND	123	0	-100,00	412	0	-100,00
ITALY	125.001	232.473	85,98	2.732.198	6.084.715	122,70
SPAIN	210.265	188.456	-10,37	1.908.843	1.851.828	-2,99
PORTUGAL	2.391	491	-79,46	51.589	16.905	-67,23
GREECE	5.655	4.180	-26,08	13.165	7.758	-41,07
HUNGARY	26	0	-100,00	39	0	-100,00
POLAND	2.138	2.524	18,05	33.446	101.559	203,65
BULGARIA	0	2.350	--	0	3.498	--
CROATIA	440	271	-38,41	481	1.253	160,50
SLOVAKIA	94	6	-93,62	812	169	-79,19
CZECH REPUBLIC	79	0	-100,00	610	0	-100,00
RUSSIA FEDERATION	0	6	--	0	25	--
KACA DAN BARANG DARI KACA	186.350.232	209.894.317	12,63	110.702.714	112.595.245	1,71
JAPAN	31.072.952	26.458.956	-14,85	23.880.989	22.040.100	-7,71
HONG KONG	620.950	363.839	-41,41	934.230	884.070	-5,37
KOREA, REPUBLIC OF	6.471.884	11.058.075	70,86	2.760.428	3.961.632	43,52
TAIWAN	3.416.788	2.210.614	-35,30	1.402.493	1.054.795	-24,79
CHINA	6.970.787	3.242.776	-53,48	4.843.960	2.900.708	-40,12
MONGOLIA	0	7.731	--	0	6.750	--
PAPUA NEW GUINEA	124.260	142.791	14,91	68.009	92.232	35,62
THAILAND	6.643.283	12.576.162	89,31	3.244.475	4.934.448	52,09
SINGAPORE	2.600.799	6.338.060	143,70	2.005.479	3.011.330	50,16
PHILIPPINES	8.272.613	12.898.417	55,92	3.621.351	5.130.518	41,67
MALAYSIA	17.073.479	19.365.729	13,43	5.712.454	7.675.531	34,36
MYANMAR (FORM. BURMA)	3.865.076	988.804	-74,42	1.213.256	451.008	-62,83
CAMBODIA	214.574	1.187.139	453,25	88.715	269.905	204,24
BRUNEI DARUSSALAM	235.037	145.398	-38,14	115.639	68.665	-40,62
VIET NAM	2.945.714	5.449.690	85,00	1.835.460	2.981.078	62,42
MALDIVES	10.718	27.828	159,64	22.542	21.985	-2,47
INDIA	10.091.386	14.472.814	43,42	4.145.066	6.950.457	67,68
PAKISTAN	2.676.604	2.650.852	-0,96	1.769.540	2.178.617	23,12
BANGLADESH	2.003.965	1.630.933	-18,61	605.656	809.681	33,69
SRI LANKA	669.570	1.005.184	50,12	339.539	324.572	-4,41
AFGHANISTAN	354.864	276.004	-22,22	267.467	182.430	-31,79
IRAQ	15.152	0	-100,00	6.041	0	-100,00
IRAN (ISLAMIC REPUBLIC OF)	214.191	530.549	147,70	271.778	449.923	65,55
SAUDI ARABIA	1.596.612	1.186.980	-25,66	876.708	638.773	-27,14
ISRAEL	0	74.022	--	0	48.458	--
KUWAIT	610.416	528.039	-13,50	216.528	213.906	-1,21
JORDAN	295.656	463.129	56,64	261.501	365.391	39,73
LEBANON	235.843	1.066.147	352,06	122.581	331.166	170,16
YEMEN	320.709	193.729	-39,59	154.190	128.049	-16,95
OMAN	20.430	128.252	527,76	10.949	80.950	639,34
SYRIA ARAB REPUBLIC	502.456	973.104	93,67	538.617	981.082	82,15
TURKEY	4.377.161	5.709.042	30,43	1.972.791	3.394.685	72,08
UNITED ARAB EMIRATES	3.321.165	3.414.985	2,82	1.888.650	2.179.333	15,39
QATAR	41.277	162.238	293,05	30.529	139.548	357,10
BAHRAIN	55.287	38.850	-29,73	19.143	10.630	-44,47
CYPRUS	71.284	1.815	-97,45	24.890	2.172	-91,27
EGYPT	1.444.493	3.030.375	109,79	779.075	1.883.091	141,71

TABEL 5. PERKEMBANGAN EKSPOR INDONESIA MENURUT KOMODITI DAN NEGARA TUJUAN

JENIS BARANG	BERAT BERSIH (KG)		PERUB	NILAI FOB (US \$)		PERUB
	JAN-MAR 2007	JAN-MAR 2008	%	JAN-MAR 2007	JAN-MAR 2008	%
	(1)	(2)	(3)	(4)	(5)	(6)
LIBYAN ARAB JAMAHIRIYA	69.674	0	-100,00	29.911	0	-100,00
MOROCCO	755.849	61.882	-91,81	261.831	65.115	-75,13
TUNISIA	357.115	15.726	-95,60	228.063	7.783	-96,59
ALGERIA	791.709	960.912	21,37	503.063	544.905	8,32
SUDAN	370.312	24.300	-93,44	157.975	16.706	-89,42
NAMIBIA	0	189	--	0	1.684	--
ETHIOPIA	112.341	0	-100,00	56.902	0	-100,00
TANZANIA, UNITED REPUBLIC OF	42.726	97	-99,77	16.765	832	-95,04
MADAGASCAR	80.415	112.659	40,10	18.260	35.099	92,22
KENYA	1.584.006	2.052.704	29,59	377.154	567.750	50,54
REUNION	260.432	7.030	-97,30	113.120	12.453	-88,99
MOZAMBIQUE	2.028.481	22.597	-98,89	444.981	12.121	-97,28
TOGO	0	58.500	--	0	60.255	--
GHANA	67.566	428.726	534,53	27.129	172.509	535,88
ANGOLA	345.670	96.626	-72,05	93.013	39.763	-57,25
CAMEROON	163.689	156.484	-4,40	33.083	32.851	-0,70
NIGERIA	169.759	1.322.616	679,11	78.359	594.227	658,34
SIERRA LEONE	0	15	--	0	13	--
GABON	0	495	--	0	407	--
COTE D'IVOIRE	90.355	177.702	96,67	26.851	55.044	105,00
SENEGAL	172.401	88.000	-48,96	127.799	89.793	-29,74
BENIN	0	59.593	--	0	17.632	--
GAMBIA	22.469	0	-100,00	6.097	0	-100,00
SEYCHELLES	169	472	179,29	271	3.819	1.309,23
UGANDA	55.290	0	-100,00	18.913	0	-100,00
DJIBOUTI	20.578	107.969	424,68	15.771	17.511	11,03
SAO TOME AND PRINCIPE	6.631	0	-100,00	8.280	0	-100,00
SOUTH AFRICA	3.700.362	3.889.660	5,12	1.661.883	1.918.825	15,46
ZIMBABWE	52.816	71.342	35,08	41.284	39.887	-3,38
BURUNDI	0	19.473	--	0	6.735	--
MAURITIUS	527.451	168.469	-68,06	164.720	96.886	-41,18
RWANDA	0	19.473	--	0	6.696	--
VIRGIN ISLANDS (BRITISH)	0	29	--	0	56	--
AUSTRALIA	13.974.918	18.918.796	35,38	7.092.443	9.794.104	38,09
NEW ZEALAND	9.899.530	7.039.644	-28,89	3.269.083	2.515.551	-23,05
GUAM	452	462	2,21	1.918	1.827	-4,74
NEW CALEDONIA	46.029	64.427	39,97	33.777	42.771	26,63
NORTHERN MARIANA ISLANDS	2	0	-100,00	21	0	-100,00
SAINT VINCENT AND THE GRENADIN	49	267	444,90	95	263	176,84
VANUATU	412	343	-16,75	429	694	61,77
WALLIS AND FUTUNA ISLANDS	0	97	--	0	156	--
COOK ISLANDS	484	108	-77,69	418	1.575	276,79
FIJI	95.437	32.203	-66,26	42.153	40.259	-4,49
SAMOA	0	320.502	--	0	139.793	--
SOLOMON ISLANDS	0	105	--	0	296	--
TONGA	0	520	--	0	394	--
EAST TIMOR	36.263	65.517	80,67	22.794	40.545	77,88
UNITED STATES	9.462.751	5.258.258	-44,43	8.231.455	4.005.310	-51,34
CANADA	1.032.089	279.002	-72,97	492.110	245.992	-50,01
MEXICO	1.695.482	1.468.763	-13,37	854.393	752.660	-11,91
GUATEMALA	236.089	139.501	-40,91	133.500	127.621	-4,40
HONDURAS	79.573	0	-100,00	23.779	0	-100,00
NICARAGUA	18.662	29.772	59,53	7.462	20.200	170,70
PANAMA	747.623	643.759	-13,89	410.137	393.163	-4,14
CUBA	0	21.667	--	0	14.073	--
SURINAME	45.991	81.987	78,27	13.157	52.137	296,27
CHILE	732.243	93.622	-87,21	433.420	73.023	-83,15
VENEZUELA	64.443	164	-99,75	45.926	863	-98,12
ARGENTINA	186.858	143.983	-22,95	107.641	101.165	-6,02
BRAZIL	654.943	1.271.779	94,18	249.417	536.073	114,93
COLOMBIA	84.419	461.316	446,46	56.786	374.100	558,79
URUGUAY	34.761	21.503	-38,14	20.912	14.803	-29,21
ECUADOR	375.564	473.922	26,19	110.987	233.900	110,75
PERU	480.326	105.911	-77,95	211.605	66.047	-68,79
GUYANA	0	20	--	0	28	--
TRINIDAD AND TOBAGO	281.124	41.936	-85,08	82.778	12.004	-85,50
BAHAMAS	921	232	-74,81	340	264	-22,35
JAMAICA	234.531	64.243	-72,61	86.137	21.857	-74,63
PUERTO RICO	411.534	281.908	-31,50	253.959	201.579	-20,63
DOMINICAN REPUBLIC	210.454	483.910	129,94	104.141	245.090	135,34
EL SALVADOR	340.286	68.739	-79,80	120.370	23.036	-80,86
COSTA RICA	44.695	29.576	-33,83	16.816	16.439	-2,24
HAITI	0	36.603	--	0	17.261	--
BARBADOS	34	41.491	121.932,35	25	28.396	113.484,00
ANGUILLA	25	0	-100,00	105	0	-100,00
ARUBA	485	41.877	8.534,43	805	22.421	2.685,22
BERMUDA	5	95	1.800,00	48	434	804,17
CAYMAN ISLANDS	178	284	59,55	48	74	54,17

TABEL 5. PERKEMBANGAN EKSPOR INDONESIA MENURUT KOMODITI DAN NEGARA TUJUAN

JENIS BARANG	BERAT BERSIH (KG)		PERUB	NILAI FOB (US \$)		PERUB
	JAN-MAR 2007	JAN-MAR 2008	%	JAN-MAR 2007	JAN-MAR 2008	%
	(1)	(2)	(3)	(4)	(5)	(6)
DOMINICA	0	37.062	--	0	12.261	--
FRENCH GUIANA	914	387	-57,66	1.936	1.563	-19,27
FRENCH POLYNESIA	2.103	1.573	-25,20	4.117	2.674	-35,05
GRENADA	0	22.492	--	0	6.879	--
MARTINIQUE	1.222	389	-68,17	5.494	1.318	-76,01
NETHERLANDS ANTILLES	233	2.512	978,11	6.289	4.887	-22,29
SAINT LUCIA	45.556	0	-100,00	12.798	0	-100,00
GUADELOUPE	628	850	35,35	1.612	1.128	-30,02
UNITED KINGDOM	720.481	744.547	3,34	979.496	1.088.508	11,13
NETHERLANDS	411.311	357.344	-13,12	406.004	445.561	9,74
FRANCE	6.543.649	203.557	-96,89	12.045.537	503.154	-95,82
GERMANY, FED. REP. OF	543.098	470.976	-13,28	634.249	706.791	11,44
AUSTRIA	3.492	1.124	-67,81	19.911	3.927	-80,28
BELGIUM	151.703	26.286	-82,67	232.069	84.246	-63,70
SWITZERLAND	23.768	13.115	-44,82	65.733	73.785	12,25
DENMARK	179.861	24.264	-86,51	75.821	11.918	-84,28
NORWAY	7.260	47.587	555,47	6.190	28.439	359,43
SWEDEN	44.632	32.815	-26,48	39.457	51.655	30,91
FINLAND	163.439	49.778	-69,54	133.168	60.963	-54,22
IRELAND	5.260	3.980	-24,33	13.660	14.970	9,59
ITALY	237.496	284.924	19,97	289.891	493.995	70,41
SPAIN	583.172	16.003.065	2.644,14	485.162	4.682.128	865,06
PORTUGAL	552.087	135.606	-75,44	162.531	96.713	-40,50
GREECE	1.025.024	528.997	-48,39	345.094	226.581	-34,34
DEMOCRATIC REPUBLIC OF THE CO	63	0	-100,00	565	0	-100,00
HUNGARY	7.332	2.934	-59,98	7.679	4.261	-44,51
POLAND	1.175.757	826.947	-29,67	733.369	588.745	-19,72
ROMANIA	58.853	149.003	153,18	36.999	99.038	167,68
BULGARIA	61.426	58.515	-4,74	22.419	45.643	103,59
YUGOSLAVIA	22.485	131	-99,42	8.970	176	-98,04
ALBANIA	14.420	0	-100,00	8.411	0	-100,00
KAZAKHSTAN	22.249	124.593	459,99	28.799	179.857	524,53
UKRAINE	18.837	465.949	2.373,58	22.983	581.525	2.430,24
LITHUANIA	16.899	16.743	-0,92	21.933	24.029	9,56
ESTONIA	4	227	5.575,00	6	3.640	60.566,67
CROATIA	190.034	379.530	99,72	130.434	213.088	63,37
BOSNIA AND HERZEGOVINA	37.862	319.699	744,38	19.999	196.043	880,26
MALTA	3.670	10.558	187,68	4.972	10.220	105,55
SLOVAKIA	2	338	16.800,00	114	787	590,35
SLOVENIA	24.484	591	-97,59	11.552	1.188	-89,72
CZECH REPUBLIC	293.931	147.110	-49,95	174.559	112.003	-35,84
RUSSIA FEDERATION	340.169	446.613	31,29	409.145	557.691	36,31
KERTAS DAN BARANG DARI KERTA:	948.785.535	1.064.557.827	12,20	740.140.467	952.174.155	28,65
JAPAN	72.881.278	95.721.597	31,34	66.420.974	97.159.192	46,28
HONG KONG	28.945.845	28.586.686	-1,24	22.516.017	22.894.143	1,68
KOREA, REPUBLIC OF	24.344.054	24.112.264	-0,95	19.076.461	20.358.587	6,72
TAIWAN	31.619.935	33.430.744	5,73	19.452.123	24.283.686	24,84
CHINA	79.031.083	78.008.780	-1,29	54.806.043	60.149.875	9,75
MACAU	0	977	--	0	163	--
PAPUA NEW GUINEA	528.847	809.668	53,10	425.726	823.625	93,46
THAILAND	28.279.145	25.817.894	-8,70	21.882.756	24.743.702	13,07
SINGAPORE	46.452.411	49.746.491	7,09	31.011.108	36.652.152	18,19
PHILIPPINES	18.079.891	21.100.072	16,70	14.963.490	20.840.349	39,27
MALAYSIA	82.243.494	87.686.991	6,62	57.182.785	75.487.847	32,01
MYANMAR (FORM. BURMA)	10.206.130	12.196.782	19,50	6.215.634	8.721.444	40,31
CAMBODIA	2.965.236	2.596.061	-12,45	2.190.247	2.390.512	9,14
BRUNEI DARUSSALAM	350.695	261.439	-25,45	356.700	299.792	-15,95
LAO PEOPLE'S DEMOCRATIC REPUB	15	0	-100,00	80	0	-100,00
NEPAL	96.085	38.935	-59,48	335.115	64.881	-80,64
VIET NAM	42.999.497	57.190.984	33,00	29.472.702	47.676.913	61,77
MALDIVES	253.155	238.107	-5,94	251.130	303.779	20,96
INDIA	17.977.184	25.490.064	41,79	11.200.877	18.610.277	66,15
PAKISTAN	17.023.951	18.496.230	8,65	12.979.344	17.739.057	36,67
BANGLADESH	6.886.348	8.762.189	27,24	5.088.484	7.812.575	53,53
SRI LANKA	14.962.642	14.369.552	-3,96	9.497.562	10.488.933	10,44
AFGHANISTAN	112.671	124.887	10,84	199.637	224.838	12,62
IRAQ	22.680	11.228	-50,49	34.860	18.313	-47,47
IRAN (ISLAMIC REPUBLIC OF)	50.174.197	38.182.623	-23,90	38.089.135	32.268.782	-15,28
SAUDI ARABIA	27.372.058	40.640.895	48,48	19.015.070	36.464.236	91,76
ISRAEL	0	549.214	--	0	463.101	--
KUWAIT	3.816.592	4.848.264	27,03	3.143.772	4.471.881	42,25
JORDAN	7.710.406	9.152.087	18,70	6.014.581	8.833.798	46,87
LEBANON	1.072.474	2.438.390	127,36	1.021.904	2.541.409	148,69
YEMEN	5.608.792	6.752.912	20,40	4.039.074	6.224.067	54,10
OMAN	1.507.729	2.575.956	70,85	1.289.467	2.332.723	80,91
SYRIA ARAB REPUBLIC	5.417.313	5.224.183	-3,57	4.389.819	4.985.502	13,57
TURKEY	10.878.959	16.692.185	53,44	8.404.153	14.655.448	74,38

TABEL 5. PERKEMBANGAN EKSPOR INDONESIA MENURUT KOMODITI DAN NEGARA TUJUAN

JENIS BARANG	BERAT BERSIH (KG)		PERUB	NILAI FOB (US \$)		PERUB
	JAN-MAR 2007	JAN-MAR 2008	%	JAN-MAR 2007	JAN-MAR 2008	%
	(1)	(2)	(3)	(4)	(5)	(6)
UNITED ARAB EMIRATES	26.326.918	29.998.995	13,95	22.300.222	28.932.176	29,74
QATAR	1.626.502	1.613.487	-0,80	1.529.231	1.907.186	24,72
BAHRAIN	1.891.030	2.089.030	10,47	1.619.330	2.075.357	28,16
CYPRUS	1.564.597	1.061.001	-32,19	1.306.171	1.062.317	-18,67
EGYPT	11.908.911	13.922.410	16,91	9.107.940	12.702.481	39,47
LIBYAN ARAB JAMAHIRIYA	416.916	2.525.914	505,86	346.978	2.353.944	578,41
MOROCCO	370.194	49.913	-86,52	342.300	65.466	-80,87
TUNISIA	0	451.143	--	0	428.586	--
SUDAN	8.779.407	9.303.684	5,97	7.045.113	9.083.116	28,93
ERITREA	0	49.575	--	0	48.583	--
NAMIBIA	0	48	--	0	169	--
ETHIOPIA	91.639	82.359	-10,13	53.458	91.287	70,76
TANZANIA, UNITED REPUBLIC OF	1.178.605	416.033	-64,70	825.662	359.478	-56,46
MADAGASCAR	501.734	1.034.789	106,24	498.813	1.164.881	133,53
SOMALIA	220.857	76.181	-65,51	2.747.779	309.050	-88,75
KENYA	1.263.230	1.955.313	54,79	1.241.314	1.790.378	44,23
REUNION	596.665	4.633.004	676,48	548.648	3.813.668	595,10
MOZAMBIQUE	433.817	313.221	-27,80	321.247	342.140	6,50
EQUATORIAL GUINEA	29.878	38.024	27,26	33.665	37.114	10,25
TOGO	1.357.492	2.191.214	61,42	1.204.228	2.362.544	96,19
GHANA	2.709.734	4.445.941	64,07	2.101.847	3.960.284	88,42
LIBERIA	117.427	123.057	4,79	117.951	131.424	11,42
GUINEA	790.528	617.146	-21,93	642.496	625.929	-2,58
ANGOLA	181.990	345.147	89,65	205.622	312.607	52,03
CONGO	226.974	574.612	153,16	178.916	534.295	198,63
CAMEROON	253.169	1.110.104	338,48	241.841	1.130.413	367,42
NIGERIA	10.272.909	24.931.504	142,69	8.295.136	21.379.570	157,74
SIERRA LEONE	483.342	89.499	-81,48	445.388	106.074	-76,18
GABON	24.548	206.367	740,67	22.758	239.246	951,26
COTE D'IVOIRE	817.638	322.436	-60,56	613.028	281.727	-54,04
SENEGAL	130.561	1.181.834	805,20	112.329	1.094.567	874,43
MAURITANIA	0	413.365	--	0	450.625	--
MALI	14.083	53.169	277,54	13.146	44.925	241,74
BENIN	381.444	1.076.089	182,11	390.988	1.030.251	163,50
BURKINA FASO	7.853	2.436	-68,98	4.930	5.528	12,13
GAMBIA	0	47.954	--	0	48.544	--
SEYCHELLES	19.089	33.965	77,93	19.174	38.621	101,42
UGANDA	179.926	87.635	-51,29	185.918	101.882	-45,20
NIGER	0	19.823	--	0	17.842	--
DJIBOUTI	5.215.995	10.243.805	96,39	4.375.237	9.426.457	115,45
SAO TOME AND PRINCIPE	0	14.967	--	0	14.500	--
SOUTH AFRICA	8.063.585	12.260.623	52,05	6.861.797	10.897.847	58,82
ZIMBABWE	291.947	0	-100,00	250.642	0	-100,00
ZAMBIA	0	19.510	--	0	41.276	--
MALAWI	19.998	18.130	-9,34	14.398	17.840	23,91
COMOROS	0	38.510	--	0	39.668	--
MAURITIUS	4.610.404	5.881.977	27,58	2.768.182	4.049.539	46,29
VIRGIN ISLANDS (BRITISH)	1.719	0	-100,00	5.303	0	-100,00
AUSTRALIA	47.472.074	44.752.729	-5,73	40.731.851	42.479.287	4,29
NEW ZEALAND	13.516.150	7.481.901	-44,64	9.578.940	6.935.589	-27,60
MICRONESIA, FEDERATED STATES (2.989	0	-100,00	5.216	0	-100,00
GUAM	20.057	30.659	52,86	31.625	49.365	56,09
PALAU	0	17	--	0	110	--
NEW CALEDONIA	545.161	479.310	-12,08	570.469	517.553	-9,28
NORTHERN MARIANA ISLANDS	19.265	3.399	-82,36	17.272	5.119	-70,36
SAINT VINCENT AND THE GRENADIN	219	0	-100,00	425	0	-100,00
VANUATU	21.518	51.959	141,47	18.073	68.860	281,01
AMERICAN SAMOA	0	17	--	0	30	--
COOK ISLANDS	2.776	186	-93,30	5.119	2.343	-54,23
FIJI	688.085	1.022.237	48,56	528.378	864.387	63,59
KIRIBATI	0	220	--	0	1.012	--
SAMOA	8.883	24.670	177,72	9.575	26.747	179,34
SOLOMON ISLANDS	62.810	15.687	-75,02	63.210	36.068	-42,94
TONGA	2.809	19.249	585,26	4.049	18.314	352,31
TUVALU	0	1.017	--	0	2.547	--
EAST TIMOR	40	94.221	235.452,50	18	86.594	480.977,78
UNITED STATES	73.638.897	68.704.332	-6,70	64.210.896	68.162.894	6,15
CANADA	14.607.475	10.018.368	-31,42	12.082.328	9.650.019	-20,13
MEXICO	522.311	2.388.097	357,22	462.128	2.320.412	402,11
GUATEMALA	385.631	537.500	39,38	332.359	444.954	33,88
HONDURAS	63.978	37.430	-41,50	59.424	31.262	-47,39
NICARAGUA	332.279	747.435	124,94	229.527	612.816	166,99
PANAMA	383.447	256.248	-33,17	331.658	237.120	-28,50
CUBA	1.078.643	1.587.152	47,14	783.436	1.230.963	57,12
SURINAME	27.908	125.549	349,87	8.150	134.363	1.548,63
CHILE	456.965	692.705	51,59	513.343	749.872	46,08
VENEZUELA	193.838	384.160	98,19	260.208	378.449	45,44
ARGENTINA	596.552	1.478.979	147,92	660.541	1.425.979	115,88

TABEL 5. PERKEMBANGAN EKSPOR INDONESIA MENURUT KOMODITI DAN NEGARA TUJUAN

JENIS BARANG	BERAT BERSIH (KG)		PERUB	NILAI FOB (US \$)		PERUB
	JAN-MAR 2007	JAN-MAR 2008	%	JAN-MAR 2007	JAN-MAR 2008	%
	(1)	(2)	(3)	(4)	(5)	(6)
BRAZIL	5.305.068	8.640.893	62,88	4.192.139	7.234.343	72,57
COLOMBIA	956.580	1.018.242	6,45	1.133.648	1.141.418	0,69
BOLIVIA	0	271	--	0	15.505	--
URUGUAY	32.017	163.548	410,82	40.880	160.711	293,13
PARAGUAY	55.698	541.609	872,40	69.401	490.528	606,80
ECUADOR	954.645	1.584.235	65,95	1.011.364	1.702.836	68,37
PERU	1.546.149	2.313.117	49,61	1.583.675	2.374.511	49,94
GUYANA	26.406	81.113	207,18	20.638	69.654	237,50
TRINIDAD AND TOBAGO	67.399	314.440	366,54	49.831	266.131	434,07
BAHAMAS	436	24.697	5.564,45	420	21.521	5.024,05
JAMAICA	206.455	396.637	92,12	205.094	389.083	89,71
PUERTO RICO	281.584	555.811	97,39	249.100	521.001	109,15
BELIZE	52.320	48.615	-7,08	48.253	43.514	-9,82
DOMINICAN REPUBLIC	116.452	660.964	467,58	100.786	557.577	453,23
EL SALVADOR	615.789	865.856	40,61	508.960	858.432	68,66
COSTA RICA	947.288	1.971.240	108,09	731.682	1.668.393	128,02
HAITI	0	50.804	--	0	35.054	--
BARBADOS	16.680	17.526	5,07	12.996	14.897	14,63
ARUBA	122	0	-100,00	214	0	-100,00
BERMUDA	91	252	176,92	800	1.161	45,13
CAPE VERDE	0	18.548	--	0	16.768	--
DOMINICA	0	61.892	--	0	51.159	--
FRENCH GUIANA	1.574	45	-97,14	1.144	35	-96,94
FRENCH POLYNESIA	303.314	287.779	-5,12	302.597	332.537	9,89
GRENADA	16	515	3.118,75	120	3.458	2.781,67
MARTINIQUE	1	37.247	3.724.600,00	5	32.728	654.460,00
NETHERLANDS ANTILLES	253	17.311	6.742,29	1.386	18.423	1.229,22
GUADELOUPE	38.709	77.171	99,36	32.498	77.370	138,08
SAINT KITTS AND NEVIS	59	0	-100,00	946	0	-100,00
UNITED KINGDOM	9.872.717	6.811.871	-31,00	9.446.722	8.153.199	-13,69
NETHERLANDS	2.805.907	1.560.737	-44,38	3.387.218	2.823.590	-16,64
FRANCE	726.048	1.286.705	77,22	1.252.517	1.912.375	52,68
GERMANY, FED. REP. OF	612.679	1.417.912	131,43	1.467.374	3.130.780	113,36
AUSTRIA	33.361	477	-98,57	42.329	2.110	-95,02
BELGIUM	10.937.617	9.950.156	-9,03	9.990.101	10.119.212	1,29
SWITZERLAND	9.582	5.376	-43,89	20.296	20.418	0,60
LUXEMBOURG	0	400	--	0	870	--
DENMARK	145.429	161.856	11,30	453.919	402.998	-11,22
NORWAY	52.684	41.331	-21,55	95.605	52.891	-44,68
SWEDEN	121.167	282.852	133,44	346.693	404.467	16,66
FINLAND	418.699	183.043	-56,28	645.360	278.441	-56,85
IRELAND	203.984	398.618	95,42	257.954	523.683	103,01
ITALY	6.179.083	10.012.627	62,04	5.326.892	9.660.594	81,36
SPAIN	5.277.279	6.271.704	18,84	4.976.758	6.696.611	34,56
PORTUGAL	37.680	2.248.824	5.868,22	28.432	1.974.491	6.844,61
GREECE	8.070.529	4.396.388	-45,53	6.541.246	4.286.555	-34,47
DEMOCRATIC REPUBLIC OF THE CO	187.688	677.378	260,91	155.578	625.564	302,09
HUNGARY	7.391	1.189	-83,91	10.108	1.413	-86,02
POLAND	63.813	187.265	193,46	92.503	256.384	177,16
ROMANIA	192.390	780.606	305,74	218.776	709.095	224,12
BULGARIA	2.812	150.663	5.257,86	2.002	144.024	7.094,01
ALBANIA	38.498	201.338	422,98	30.221	219.301	625,66
ARMENIA	24.570	35.098	42,85	14.742	42.279	186,79
KAZAKHSTAN	1.154	296.785	25.617,94	1.838	262.378	14.175,19
UKRAINE	640.700	2.381.131	271,65	778.047	2.461.386	216,35
LITHUANIA	57.071	81.529	42,86	66.703	97.896	46,76
LATVIA	124.316	162.425	30,65	142.842	175.390	22,79
ESTONIA	0	18.641	--	0	37.101	--
GEORGIA	422.409	706.828	67,33	354.062	663.836	87,49
CROATIA	38.457	46.268	20,31	29.627	64.223	116,77
BOSNIA AND HERZEGOVINA	0	746.773	--	0	629.747	--
MALTA	234.072	115.402	-50,70	197.210	125.412	-36,41
SLOVAKIA	0	51	--	0	8.365	--
SLOVENIA	239.504	14.060	-94,13	198.733	26.958	-86,44
CZECH REPUBLIC	1.745	402	-76,96	6.408	7.487	16,84
RUSSIA FEDERATION	1.634.588	4.417.033	170,22	1.858.900	4.663.871	150,89
-GLISEROL DAN LARUTAN ALKALI	4.674.402	8.456.310	80,91	922.894	4.141.560	348,76
JAPAN	1.349.153	1.617.940	19,92	296.353	928.172	213,20
TAIWAN	40.000	0	-100,00	15.585	0	-100,00
CHINA	2.802.930	2.500.000	-10,81	384.732	625.000	62,45
PHILIPPINES	119.850	148.070	23,55	21.814	258.433	1.084,71
MALAYSIA	0	3.300.000	--	0	1.650.000	--
INDIA	122.470	403.300	229,31	59.114	175.535	196,94
IRAN (ISLAMIC REPUBLIC OF)	0	108.000	--	0	45.360	--
SAUDI ARABIA	0	100.000	--	0	174.000	--
YEMEN	0	19.000	--	0	33.060	--
SUDAN	140.000	240.000	71,43	84.000	228.000	171,43

TABEL 5. PERKEMBANGAN EKSPOR INDONESIA MENURUT KOMODITI DAN NEGARA TUJUAN

JENIS BARANG	BERAT BERSIH (KG)		PERUB	NILAI FOB (US \$)		PERUB
	JAN-MAR 2007	JAN-MAR 2008	%	JAN-MAR 2007	JAN-MAR 2008	%
	(1)	(2)	(3)	(4)	(5)	(6)
CANADA	79.999	0	-100,00	49.101	0	-100,00
VENEZUELA	0	20.000	--	0	24.000	--
BRAZIL	20.000	0	-100,00	12.195	0	-100,00
-MARGARIN DAN LEMAK LAINNYA	85.333.631	126.932.822	48,75	48.849.784	126.858.671	159,69
JAPAN	128.371	208.975	62,79	111.722	198.662	77,82
HONG KONG	3.007.336	2.179.721	-27,52	1.436.981	1.944.971	35,35
KOREA, REPUBLIC OF	40.272	17.800	-55,80	29.068	25.632	-11,82
TAIWAN	149.326	212.361	42,21	99.298	248.072	149,83
CHINA	43.506.235	36.964.182	-15,04	23.337.223	33.976.433	45,59
PAPUA NEW GUINEA	226.737	197.737	-12,79	174.156	197.984	13,68
THAILAND	45	88.000	195.455,56	1	120.296	12.029.500,00
SINGAPORE	157.988	726.018	359,54	96.835	860.442	788,57
PHILIPPINES	1.641.684	1.934.956	17,86	980.432	2.045.130	108,59
MALAYSIA	37.638	1.648.254	4.279,23	32.036	1.888.858	5.796,05
MYANMAR (FORM. BURMA)	205.047	115.209	-43,81	131.947	133.866	1,45
CAMBODIA	39.552	0	-100,00	21.816	0	-100,00
VIET NAM	2.939.493	5.581.581	89,88	1.624.353	5.432.630	234,45
MALDIVES	6.998	1.822	-73,96	5.593	2.934	-47,54
INDIA	103.105	166.074	61,07	55.251	188.430	241,04
BANGLADESH	21.000	0	-100,00	12.810	0	-100,00
SRI LANKA	4.903.695	4.628.797	-5,61	2.603.740	4.328.764	66,25
IRAQ	0	20.299.527	--	0	17.311.532	--
IRAN (ISLAMIC REPUBLIC OF)	0	923.066	--	0	1.259.628	--
SAUDI ARABIA	1.555.413	1.845.994	18,68	982.339	1.856.551	88,99
KUWAIT	16.800	33.600	100,00	13.578	44.336	226,53
LEBANON	0	302.600	--	0	403.971	--
OMAN	20.100	163.508	713,47	11.216	233.660	1.983,27
SYRIA ARAB REPUBLIC	270.000	399.350	47,91	154.453	484.629	213,77
TURKEY	901.000	1.692.000	87,79	485.315	1.839.998	279,13
UNITED ARAB EMIRATES	140.699	202.633	44,02	85.800	259.007	201,87
QATAR	40.200	20.100	-50,00	21.768	21.044	-3,33
BAHRAIN	20.250	0	-100,00	10.631	0	-100,00
CYPRUS	20.100	0	-100,00	11.055	0	-100,00
EGYPT	1.004.000	2.577.950	156,77	601.371	2.988.378	396,93
MOROCCO	0	20.400	--	0	30.396	--
ALGERIA	1.877.870	4.919.400	161,97	1.070.453	5.400.534	404,51
SUDAN	276.120	514.432	86,31	171.628	529.923	208,76
NAMIBIA	73.840	0	-100,00	38.028	0	-100,00
ETHIOPIA	60.000	0	-100,00	38.100	0	-100,00
TANZANIA, UNITED REPUBLIC OF	116.195	271.500	133,66	66.659	258.692	288,08
KENYA	0	36.800	--	0	36.767	--
MOZAMBIQUE	510.000	909.250	78,28	289.636	884.876	205,51
EQUATORIAL GUINEA	30.773	0	-100,00	30.537	0	-100,00
TOGO	384.229	281.883	-26,64	221.199	257.587	16,45
GHANA	1.321.758	1.174.076	-11,17	815.001	1.119.288	37,34
LIBERIA	154.009	84.725	-44,99	93.920	83.613	-10,97
GUINEA	1.787	0	-100,00	1.286	0	-100,00
ANGOLA	394.070	436.575	10,79	203.215	401.796	97,72
CONGO	337.735	280.297	-17,01	199.429	307.045	53,96
CAMEROON	139.636	278.446	99,41	82.690	294.297	255,90
NIGERIA	6.929.818	4.329.701	-37,52	4.352.966	4.423.221	1,61
SIERRA LEONE	37.683	113.985	202,48	23.931	104.968	338,63
GABON	33.098	19.224	-41,92	22.326	18.818	-15,71
COTE D'IVOIRE	0	66.000	--	0	64.680	--
BENIN	2.823.738	2.946.605	4,35	1.670.968	2.855.955	70,92
GAMBIA	20.250	0	-100,00	12.353	0	-100,00
CHAD	0	204.149	--	0	191.072	--
DJIBOUTI	289.612	480.704	65,98	185.232	484.102	161,35
SAO TOME AND PRINCIPE	109.200	145.598	33,33	65.910	145.132	120,20
SOUTH AFRICA	789.692	667.530	-15,47	691.993	1.118.784	61,68
MALAWI	0	39.875	--	0	38.651	--
MAURITIUS	16.915	0	-100,00	17.312	0	-100,00
VIRGIN ISLANDS (BRITISH)	0	41.400	--	0	41.400	--
AUSTRALIA	211.647	970.779	358,68	134.934	973.029	621,11
NEW ZEALAND	868.416	943.897	8,69	573.521	1.016.394	77,22
VANUATU	475	0	-100,00	443	0	-100,00
FIJI	0	21.200	--	0	22.578	--
KIRIBATI	10.296	10.296	0,00	9.953	18.533	86,21
SOLOMON ISLANDS	0	53.645	--	0	57.276	--
EAST TIMOR	0	108.963	--	0	120.196	--
UNITED STATES	2.580	4.951	91,90	6.271	13.216	110,75
CANADA	0	19.975	--	0	19.176	--
JAMAICA	558.366	99.790	-82,13	307.303	107.774	-64,93
NETHERLANDS	0	2	--	0	2	--
GERMANY, FED. REP. OF	0	180.000	--	0	200.600	--
SWITZERLAND	0	30	--	0	76	--
DENMARK	0	35.600	--	0	49.092	--

TABEL 5. PERKEMBANGAN EKSPOR INDONESIA MENURUT KOMODITI DAN NEGARA TUJUAN

JENIS BARANG	BERAT BERSIH (KG)		PERUB	NILAI FOB (US \$)		PERUB
	JAN-MAR 2007	JAN-MAR 2008	%	JAN-MAR 2007	JAN-MAR 2008	%
	(1)	(2)	(3)	(4)	(5)	(6)
SWEDEN	0	245	--	0	39	--
PORTUGAL	0	5.713	--	0	6.136	--
GREECE	88.000	502.800	471,36	50.820	589.830	1.060,63
DEMOCRATIC REPUBLIC OF THE CO	563.238	282.810	-49,79	312.437	254.044	-18,69
ROMANIA	42.400	973.000	2.194,81	26.460	1.107.639	4.086,09
BULGARIA	22.000	842.340	3.728,82	16.170	752.852	4.555,86
AZERBAIJAN	80.000	0	-100,00	37.200	0	-100,00
KAZAKHSTAN	0	20.600	--	0	19.570	--
TAJIKISTAN	0	61.920	--	0	73.069	--
TURKMENISTAN	0	90.000	--	0	154.665	--
UKRAINE	850.125	2.481.653	191,92	1.274.947	3.906.619	206,41
UZBEKISTAN	0	164.800	--	0	165.212	--
LITHUANIA	0	44.400	--	0	61.938	--
LATVIA	0	147.574	--	0	199.299	--
ESTONIA	0	43.530	--	0	74.741	--
CROATIA	0	20.000	--	0	25.200	--
SLOVENIA	245.000	20.000	-91,84	139.325	17.400	-87,51
RUSSIA FEDERATION	3.959.976	17.387.939	339,09	2.464.440	19.465.041	689,84
-SABUN MANDI DAN CUCI	120.180.654	129.233.124	7,53	92.208.441	128.845.587	39,73
JAPAN	3.110.511	2.566.116	-17,50	2.748.324	2.920.173	6,25
HONG KONG	1.179.571	869.665	-26,27	1.102.802	969.856	-12,06
KOREA, DEMOCRATIC PEOPLE'S REI	0	17.352	--	0	23.781	--
KOREA, REPUBLIC OF	1.146.372	1.528.259	33,31	1.243.879	1.831.170	47,21
TAIWAN	1.805.639	1.642.580	-9,03	1.696.329	2.152.361	26,88
CHINA	7.899.840	7.297.902	-7,62	4.800.811	5.804.023	20,90
MONGOLIA	295.049	183.738	-37,73	234.425	190.905	-18,56
PAPUA NEW GUINEA	2.594.509	1.628.579	-37,23	1.405.313	1.449.456	3,14
THAILAND	4.374.328	2.405.649	-45,01	3.281.967	2.854.726	-13,02
SINGAPORE	3.971.713	4.174.244	5,10	4.225.733	5.548.285	31,30
PHILIPPINES	3.193.827	3.267.888	2,32	2.867.395	3.295.504	14,93
MALAYSIA	17.489.917	15.818.985	-9,55	13.968.838	14.548.542	4,15
MYANMAR (FORM. BURMA)	776.106	1.171.388	50,93	617.570	1.005.641	62,84
CAMBODIA	37.837	12.228	-67,68	37.041	17.940	-51,57
BRUNEI DARUSSALAM	85.971	361.701	320,72	133.425	313.580	135,02
VIET NAM	1.165.754	931.907	-20,06	1.408.431	1.258.625	-10,64
MALDIVES	391.408	419.190	7,10	388.441	519.487	33,74
INDIA	4.949.829	2.805.217	-43,33	3.241.382	3.197.527	-1,35
PAKISTAN	1.592.636	2.543.723	59,72	1.906.757	3.167.503	66,12
BANGLADESH	281.589	101.760	-63,86	188.492	144.942	-23,10
SRI LANKA	112.624	122.536	8,80	124.270	188.016	51,30
AFGHANISTAN	18.547	142.988	670,95	26.146	186.796	614,43
IRAQ	0	33.207	--	0	39.083	--
IRAN (ISLAMIC REPUBLIC OF)	134.853	336.748	149,71	133.776	311.736	133,03
SAUDI ARABIA	344.787	343.842	-0,27	347.176	441.745	27,24
ISRAEL	0	48.824	--	0	61.250	--
KUWAIT	54.265	75.255	38,68	50.466	92.580	83,45
JORDAN	26.224	0	-100,00	26.155	0	-100,00
LEBANON	95.429	20.515	-78,50	94.463	52.936	-43,96
YEMEN	801.575	539.448	-32,70	842.959	729.568	-13,45
OMAN	532.020	0	-100,00	248.872	0	-100,00
SYRIA ARAB REPUBLIC	165.600	0	-100,00	224.326	0	-100,00
UNITED ARAB EMIRATES	3.741.205	4.542.998	21,43	3.135.979	5.727.181	82,63
CYPRUS	19.429	6.935	-64,31	30.418	18.790	-38,23
EGYPT	831.643	1.639.856	97,18	667.063	1.993.044	198,78
LIBYAN ARAB JAMAHIRIYA	650.896	653.814	0,45	450.177	553.560	22,96
ALGERIA	2.877.369	622.696	-78,36	1.187.430	524.476	-55,83
SUDAN	332.706	2.325.194	598,87	340.069	2.254.958	563,09
ERITREA	88.000	1.115.110	1.167,17	59.840	1.072.979	1.693,08
NAMIBIA	476.915	1.717.433	260,11	473.131	1.881.620	297,70
ETHIOPIA	3.068.095	4.364.550	42,26	1.893.582	3.221.989	70,15
TANZANIA, UNITED REPUBLIC OF	395.057	454.530	15,05	355.570	652.101	83,40
MADAGASCAR	599.472	2.017.908	236,61	381.924	1.618.958	323,90
SOMALIA	215.000	466.376	116,92	75.900	184.074	142,52
KENYA	424.426	185.980	-56,18	314.783	217.520	-30,90
MOZAMBIQUE	1.448.769	2.531.523	74,74	1.100.180	2.273.645	106,66
EQUATORIAL GUINEA	93.594	122.728	31,13	74.286	124.969	68,23
TOGO	1.232.021	3.503.791	184,39	883.300	3.786.107	328,63
GHANA	4.422.164	6.831.178	54,48	3.142.620	6.214.146	97,74
LIBERIA	468.791	1.022.797	118,18	357.451	1.099.344	207,55
GUINEA	432.131	1.977.407	357,59	330.178	1.391.446	321,42
ANGOLA	1.887.998	7.280.245	285,61	1.769.395	6.827.992	285,89
CONGO	1.363.958	182.052	-86,65	970.864	181.125	-81,34
CAMEROON	850.689	813.628	-4,36	684.336	714.682	4,43
NIGERIA	7.710.380	1.795.453	-76,71	5.443.636	1.783.634	-67,23
SIERRA LEONE	641.389	800.901	24,87	534.999	787.002	47,10
GABON	145.152	324.629	123,65	113.303	280.724	147,76
COTE D'IVOIRE	45.699	314.736	588,72	38.384	348.829	808,79

TABEL 5. PERKEMBANGAN EKSPOR INDONESIA MENURUT KOMODITI DAN NEGARA TUJUAN

JENIS BARANG	BERAT BERSIH (KG)		PERUB	NILAI FOB (US \$)		PERUB
	JAN-MAR 2007	JAN-MAR 2008	%	JAN-MAR 2007	JAN-MAR 2008	%
	(1)	(2)	(3)	(4)	(5)	(6)
SENEGAL	119.855	301.075	151,20	72.460	270.728	273,62
MAURITANIA	609.909	1.193.002	95,60	487.735	1.151.913	136,18
MALI	736.699	151.014	-79,50	498.894	127.414	-74,46
BENIN	4.665.928	7.432.949	59,30	4.025.969	8.324.470	106,77
BURKINA FASO	203.033	162.577	-19,93	219.037	143.698	-34,40
GUINEA BISSAU	0	18.304	--	0	17.965	--
GAMBIA	44.603	0	-100,00	39.900	0	-100,00
SEYCHELLES	1.325	27.018	1.939,09	2.934	27.572	839,74
UGANDA	48.744	0	-100,00	43.616	0	-100,00
CENTRAL AFRICAN REPUBLIC	31.104	0	-100,00	28.800	0	-100,00
NIGER	0	18.553	--	0	9.562	--
CHAD	0	21.893	--	0	14.109	--
DJIBOUTI	4.366.566	5.762.672	31,97	2.606.439	4.971.655	90,75
SAO TOME AND PRINCIPE	24.512	79.750	225,35	21.208	72.347	241,13
SOUTH AFRICA	459.282	321.797	-29,93	346.553	400.310	15,51
ZIMBABWE	14.815	14.968	1,03	13.245	18.848	42,30
ZAMBIA	52.505	0	-100,00	33.173	0	-100,00
MALAWI	2.476.000	3.364.500	35,88	895.600	2.089.638	133,32
COMOROS	15.840	49.752	214,09	14.960	46.988	214,09
MAURITIUS	751.719	290.095	-61,41	438.474	268.675	-38,72
RWANDA	24.768	49.536	100,00	24.510	69.660	184,21
AUSTRALIA	2.492.057	864.120	-65,33	2.637.025	1.141.505	-56,71
NEW ZEALAND	51.117	65.382	27,91	86.580	112.587	30,04
MICRONESIA, FEDERATED STATES (62.559	65.873	5,30	45.346	54.521	20,23
GUAM	0	1.409	--	0	2.019	--
PALAU	0	10	--	0	65	--
NEW CALEDONIA	7.838	14	-99,82	11.284	29	-99,74
VANUATU	35.392	97.958	176,78	22.917	76.403	233,39
WALLIS AND FUTUNA ISLANDS	1.680	1.566	-6,79	4.039	4.318	6,91
AMERICAN SAMOA	0	323	--	0	558	--
COOK ISLANDS	3.564	15.413	332,46	4.430	10.831	144,49
FIJI	1.368.050	1.332.631	-2,59	781.236	1.294.251	65,67
KIRIBATI	21.862	64.500	195,03	16.909	65.823	289,28
MARSHALL ISLANDS	2.800	10.880	288,57	2.012	8.075	301,34
SAMOA	248.173	329.792	32,89	200.023	330.423	65,19
SOLOMON ISLANDS	53.422	105.827	98,10	41.277	129.520	213,78
TONGA	25.334	15.063	-40,54	25.914	15.918	-38,57
TUVALU	9.869	18.741	89,90	8.355	20.675	147,46
EAST TIMOR	152	281.186	184.890,79	67	298.708	445.732,84
UNITED STATES	515.051	632.128	22,73	441.543	800.460	81,29
CANADA	261	4	-98,47	863	28	-96,76
MEXICO	15.000	29.999	99,99	27.154	64.436	137,30
GUATEMALA	23.616	53.307	125,72	23.370	42.254	80,80
HONDURAS	55.447	0	-100,00	45.138	0	-100,00
PANAMA	776.414	599.807	-22,75	685.966	684.954	-0,15
SURINAME	41.952	40.536	-3,38	37.910	185.356	388,94
CHILE	175.170	253.804	44,89	141.624	221.365	56,30
ARGENTINA	303.749	0	-100,00	139.948	0	-100,00
COLOMBIA	105.589	15.425	-85,39	85.442	24.448	-71,39
BOLIVIA	202.656	286.757	41,50	185.142	272.064	46,95
PERU	0	29.376	--	0	33.701	--
GUYANA	16.848	0	-100,00	26.780	0	-100,00
TRINIDAD AND TOBAGO	38.756	118.050	204,60	60.420	101.164	67,43
JAMAICA	300.000	57.340	-80,89	129.000	75.438	-41,52
BELIZE	0	241	--	0	1.400	--
DOMINICAN REPUBLIC	25.211	11.808	-53,16	22.900	15.170	-33,76
HAITI	768.515	810.522	5,47	690.376	895.015	29,64
BARBADOS	7.832	31.275	299,32	10.949	28.197	157,53
BERMUDA	7	13	85,71	66	62	-6,06
CAPE VERDE	31.387	41.271	31,49	22.426	38.904	73,48
FRENCH POLYNESIA	8.259	1.152	-86,05	5.850	1.480	-74,70
NETHERLANDS ANTILLES	66.711	155.445	133,01	43.402	160.472	269,73
UNITED KINGDOM	204.547	153.896	-24,76	276.005	206.967	-25,01
NETHERLANDS	223.274	174.755	-21,73	310.801	253.693	-18,37
FRANCE	76.586	18.467	-75,89	56.258	24.424	-56,59
GERMANY, FED. REP. OF	67.948	48.045	-29,29	62.357	38.826	-37,74
BELGIUM	181.727	98.689	-45,69	133.116	90.856	-31,75
SWITZERLAND	0	470	--	0	4.099	--
DENMARK	5	17.973	359.360,00	31	34.655	111.690,32
SWEDEN	12.482	259	-97,93	11.367	910	-91,99
IRELAND	24	0	-100,00	48	0	-100,00
ITALY	198.178	250.989	26,65	131.845	250.166	89,74
SPAIN	66.079	76.089	15,15	96.171	145.458	51,25
PORTUGAL	90.088	28.497	-68,37	78.582	27.983	-64,39
GREECE	50.642	57.875	14,28	59.726	80.400	34,61
DEMOCRATIC REPUBLIC OF THE CO	409.412	2.992.328	630,88	324.883	2.856.719	779,31
POLAND	792.000	100.012	-87,37	459.343	54.010	-88,24
ROMANIA	2.346	13.548	477,49	6.933	19.814	185,79

TABEL 5. PERKEMBANGAN EKSPOR INDONESIA MENURUT KOMODITI DAN NEGARA TUJUAN

JENIS BARANG	BERAT BERSIH (KG)		PERUB	NILAI FOB (US \$)		PERUB
	JAN-MAR 2007	JAN-MAR 2008	%	JAN-MAR 2007	JAN-MAR 2008	%
	(1)	(2)	(3)	(4)	(5)	(6)
BULGARIA	14.314	15.218	6,32	13.353	17.927	34,25
UKRAINE	2.080.000	320.000	-84,62	1.141.120	316.320	-72,28
CROATIA	0	1	--	0	4	--
MALTA	9.097	12.720	39,83	11.655	20.094	72,41
RUSSIA FEDERATION	101.120	129.008	27,58	82.895	111.481	34,48
-BAHAN CELUP ORGANIK SINTETIK	8.702.791	8.149.988	-6,35	31.607.011	34.587.767	9,43
JAPAN	975.694	1.123.806	15,18	3.864.108	4.927.099	27,51
HONG KONG	500.188	454.455	-9,14	1.973.516	2.185.948	10,76
KOREA, REPUBLIC OF	491.966	367.132	-25,37	1.435.701	1.177.553	-17,98
TAIWAN	391.589	343.169	-12,37	1.521.530	1.697.514	11,57
CHINA	1.493.559	1.254.656	-16,00	2.700.441	3.108.509	15,11
THAILAND	162.332	131.120	-19,23	309.759	354.618	14,48
SINGAPORE	1.459.262	1.504.993	3,13	7.652.818	8.255.128	7,87
PHILIPPINES	12.078	11.490	-4,87	49.914	31.405	-37,08
MALAYSIA	52.998	54.416	2,68	122.790	180.073	46,65
VIET NAM	47.944	53.635	11,87	231.720	218.902	-5,53
INDIA	653	14.469	2.115,77	7.844	64.984	728,45
PAKISTAN	23.998	48.237	101,00	68.600	189.089	175,64
BANGLADESH	181.246	152.659	-15,77	412.172	442.585	7,38
SRI LANKA	15.770	9.378	-40,53	84.051	29.369	-65,06
IRAN (ISLAMIC REPUBLIC OF)	16.000	0	-100,00	35.873	0	-100,00
SAUDI ARABIA	14.923	0	-100,00	12.344	0	-100,00
TURKEY	365.777	124.925	-65,85	1.576.333	636.962	-59,59
EGYPT	0	9.913	--	0	53.406	--
TANZANIA, UNITED REPUBLIC OF	0	19.042	--	0	48.710	--
NIGERIA	1.869	149.444	7.895,93	4.000	157.200	3.830,00
SOUTH AFRICA	4.920	5.039	2,42	29.248	16.583	-43,30
AUSTRALIA	11.053	12.303	11,31	45.794	50.553	10,39
NEW ZEALAND	449	160	-64,37	6.805	4.715	-30,71
FIJI	720	1.109	54,03	12.528	10.354	-17,35
UNITED STATES	1.021.510	808.258	-20,88	2.278.169	2.918.479	28,11
CANADA	0	3.969	--	0	28.183	--
MEXICO	83.639	77.808	-6,97	433.297	424.215	-2,10
HONDURAS	14.000	0	-100,00	45.641	0	-100,00
CHILE	2.499	3.574	43,02	7.570	16.419	116,90
ARGENTINA	0	700	--	0	10.137	--
BRAZIL	105.236	150.382	42,90	576.081	824.335	43,09
COLOMBIA	500	0	-100,00	2.850	0	-100,00
PERU	500	0	-100,00	2.415	0	-100,00
UNITED KINGDOM	33.210	45.127	35,88	156.075	227.316	45,65
NETHERLANDS	3.004	7.255	141,51	11.750	102.351	771,07
GERMANY, FED. REP. OF	636.147	606.167	-4,71	4.036.465	3.854.885	-4,50
BELGIUM	74.791	30.834	-58,77	447.127	222.601	-50,22
SWITZERLAND	47.795	26.499	-44,56	217.432	137.970	-36,55
SWEDEN	164.500	39.600	-75,93	125.020	49.896	-60,09
ITALY	50.455	134.668	166,91	145.629	394.102	170,62
SPAIN	213.048	342.500	60,76	857.423	1.419.899	65,60
POLAND	25.619	27.097	5,77	99.822	115.720	15,93
ROMANIA	1.350	0	-100,00	6.356	0	-100,00
-PREPARAT PEMBASMI KUMAN, DLL	77.583.616	13.724.361	-82,31	37.115.418	37.782.562	1,80
JAPAN	1.694.770	807.807	-52,34	2.331.714	946.541	-59,41
HONG KONG	21.059	9.474	-55,01	51.643	41.168	-20,28
KOREA, REPUBLIC OF	177.553	841.930	374,19	542.988	3.076.879	466,66
TAIWAN	259.915	196.062	-24,57	615.840	608.428	-1,20
CHINA	65.712.492	658.427	-99,00	8.565.050	10.720.028	25,16
PAPUA NEW GUINEA	96.061	18.294	-80,96	68.998	13.325	-80,69
THAILAND	1.720.793	1.597.981	-7,14	2.917.577	3.737.293	28,10
SINGAPORE	1.136.274	1.627.410	43,22	2.749.496	6.094.929	121,67
PHILIPPINES	660.549	2.013.280	204,79	1.036.226	3.247.703	213,42
MALAYSIA	937.905	689.426	-26,49	1.978.645	1.767.540	-10,67
MYANMAR (FORM. BURMA)	92.160	107.520	16,67	58.521	60.863	4,00
BRUNEI DARUSSALAM	67	105	56,72	411	276	-32,85
NEPAL	0	13.807	--	0	24.246	--
VIET NAM	201.146	279.052	38,73	1.014.941	1.993.272	96,39
MALDIVES	20.710	22.375	8,04	32.635	41.076	25,86
INDIA	21.113	21.113	0,00	18.286	18.524	1,30
PAKISTAN	736.947	978.177	32,73	568.970	846.389	48,76
BANGLADESH	183.597	147.616	-19,60	436.073	412.541	-5,40
SRI LANKA	49.069	95.491	94,61	115.677	74.388	-35,69
JORDAN	1.557	0	-100,00	20.148	0	-100,00
LEBANON	50.040	94.591	89,03	56.032	119.250	112,82
OMAN	0	451	--	0	2.585	--
UNITED ARAB EMIRATES	21.600	9.666	-55,25	13.680	24.992	82,69
LIBYAN ARAB JAMAHIRIYA	1.846	0	-100,00	5.148	0	-100,00
TANZANIA, UNITED REPUBLIC OF	20.160	221.231	997,38	13.968	167.815	1.101,42
MADAGASCAR	0	20.160	--	0	14.112	--

TABEL 5. PERKEMBANGAN EKSPOR INDONESIA MENURUT KOMODITI DAN NEGARA TUJUAN

JENIS BARANG	BERAT BERSIH (KG)		PERUB	NILAI FOB (US \$)		PERUB
	JAN-MAR 2007	JAN-MAR 2008	%	JAN-MAR 2007	JAN-MAR 2008	%
	(1)	(2)	(3)	(4)	(5)	(6)
KENYA	3.926	4.200	6,98	18.131	5.000	-72,42
REUNION	20.260	0	-100,00	13.536	0	-100,00
TOGO	62.093	17.326	-72,10	52.643	16.632	-68,41
GHANA	58.328	23.328	-60,01	50.301	19.958	-60,32
GUINEA	0	19.696	--	0	16.917	--
COTE D'IVOIRE	52.020	42.930	-17,47	38.709	40.108	3,61
BENIN	2.665	3.277	22,96	9.744	10.080	3,45
GAMBIA	23.004	0	-100,00	64.056	0	-100,00
UGANDA	108.000	0	-100,00	69.840	0	-100,00
SOUTH AFRICA	229.781	83.476	-63,67	237.810	75.146	-68,40
ZIMBABWE	0	17.993	--	0	21.498	--
ZAMBIA	0	20.160	--	0	14.112	--
MALAWI	0	40.320	--	0	28.800	--
MAURITIUS	98.572	86.741	-12,00	132.079	95.441	-27,74
AUSTRALIA	55.315	115.146	108,16	47.614	117.924	147,67
NEW ZEALAND	10.625	0	-100,00	374.480	0	-100,00
GUAM	0	2.250	--	0	3.669	--
NEW CALEDONIA	0	7.620	--	0	17.532	--
VANUATU	37	199	437,84	120	302	151,67
WALLIS AND FUTUNA ISLANDS	1.179	1.605	36,13	2.834	4.421	56,00
AMERICAN SAMOA	0	14.550	--	0	22.181	--
FIJI	42.006	22.166	-47,23	43.278	25.682	-40,66
KIRIBATI	0	1.725	--	0	1.311	--
SAMOA	72.147	22.902	-68,26	57.034	18.565	-67,45
TONGA	3.320	9.863	197,08	2.680	7.554	181,87
EAST TIMOR	0	632	--	0	489	--
UNITED STATES	635.648	0	-100,00	1.129.745	0	-100,00
MEXICO	1.014.563	1.172.034	15,52	1.282.700	1.450.617	13,09
GUATEMALA	125.750	212.875	69,28	103.463	210.557	103,51
HONDURAS	0	383.328	--	0	370.362	--
NICARAGUA	59.178	133.147	124,99	48.840	125.826	157,63
CUBA	18.270	0	-100,00	16.443	0	-100,00
SURINAME	571	1.145	100,53	6.374	14.429	126,37
PERU	7.707	4.808	-37,62	16.644	65.224	291,88
TRINIDAD AND TOBAGO	27.040	9.041	-66,56	23.963	7.120	-70,29
JAMAICA	75.244	69.072	-8,20	102.463	85.108	-16,94
DOMINICAN REPUBLIC	72.328	0	-100,00	65.324	0	-100,00
EL SALVADOR	66.410	124.516	87,50	64.100	121.104	88,93
COSTA RICA	0	21.826	--	0	32.467	--
HAITI	285.995	122.168	-57,28	203.332	79.329	-60,99
BARBADOS	9.041	0	-100,00	8.150	0	-100,00
FRENCH POLYNESIA	35.729	38.865	8,78	26.487	31.065	17,28
GUADELOUPE	8.030	6.840	-14,82	11.188	10.971	-1,94
NETHERLANDS	14.642	83.595	470,93	7.216	82.078	1.037,44
FRANCE	31.096	7.000	-77,49	65.782	52.934	-19,53
GERMANY, FED. REP. OF	1	14.617	1.461.600,00	2	7.309	365.350,00
BELGIUM	0	7.499	--	0	5.026	--
SWITZERLAND	2.000	41	-97,95	10.800	444	-95,89
FINLAND	80.268	117.522	46,41	111.909	153.789	37,42
ITALY	281.684	47.520	-83,13	9.282.752	73.656	-99,21
GREECE	51.600	117.351	127,42	86.937	185.662	113,56
DEMOCRATIC REPUBLIC OF THE CO	20.160	0	-100,00	13.248	0	-100,00
-DAMAR TIRUAN, BAHAN PLASTIK	271.812.404	311.240.001	14,51	426.424.647	519.661.419	21,86
JAPAN	56.164.350	56.684.166	0,93	95.176.453	103.341.570	8,58
HONG KONG	13.371.258	8.806.485	-34,14	19.091.629	10.824.722	-43,30
KOREA, REPUBLIC OF	2.402.348	3.101.262	29,09	5.195.030	5.451.728	4,94
TAIWAN	3.737.560	4.608.363	23,30	7.438.726	10.495.444	41,09
CHINA	22.633.338	25.235.152	11,50	20.456.255	23.648.277	15,60
MONGOLIA	0	2.508	--	0	7.323	--
MACAU	22.000	0	-100,00	13.737	0	-100,00
PAPUA NEW GUINEA	145.319	103.003	-29,12	247.714	262.495	5,97
THAILAND	4.863.345	7.522.336	54,67	12.622.814	18.424.496	45,96
SINGAPORE	18.951.218	19.918.188	5,10	26.954.190	35.258.043	30,81
PHILIPPINES	5.781.849	9.308.739	61,00	12.398.223	17.361.352	40,03
MALAYSIA	27.605.988	28.625.149	3,69	39.526.012	44.291.213	12,06
MYANMAR (FORM. BURMA)	1.315.087	1.488.048	13,15	1.115.123	1.538.197	37,94
CAMBODIA	24.457	48.797	99,52	50.954	98.060	92,45
BRUNEI DARUSSALAM	122.644	70.023	-42,91	123.587	138.868	12,36
LAO PEOPLE'S DEMOCRATIC REPUB	383	0	-100,00	275	0	-100,00
NEPAL	22.116	2.301	-89,60	46.501	8.751	-81,18
VIET NAM	7.505.829	13.312.026	77,36	9.496.748	18.749.699	97,43
MALDIVES	36.633	46.499	26,93	79.830	109.025	36,57
INDIA	9.248.914	4.468.596	-51,69	10.213.533	6.365.306	-37,68
PAKISTAN	1.055.043	1.163.833	10,31	2.548.296	2.728.444	7,07
BANGLADESH	5.001.889	7.394.388	47,83	4.932.663	8.492.414	72,17
SRI LANKA	1.260.396	2.378.025	88,67	2.038.238	3.491.573	71,30
IRAN (ISLAMIC REPUBLIC OF)	22.089	7.366	-66,65	27.827	70.022	151,63

TABEL 5. PERKEMBANGAN EKSPOR INDONESIA MENURUT KOMODITI DAN NEGARA TUJUAN

JENIS BARANG	BERAT BERSIH (KG)		PERUB	NILAI FOB (US \$)		PERUB
	JAN-MAR 2007	JAN-MAR 2008	%	JAN-MAR 2007	JAN-MAR 2008	%
	(1)	(2)	(3)	(4)	(5)	(6)
SAUDI ARABIA	1.216.885	891.614	-26,73	3.382.645	2.743.036	-18,91
ISRAEL	0	112.000	--	0	174.005	--
KUWAIT	184.874	143.667	-22,29	423.795	338.397	-20,15
JORDAN	18.678	73.068	291,20	35.658	167.711	370,33
LEBANON	501.186	78.830	-84,27	809.616	188.102	-76,77
YEMEN	145.062	489.662	237,55	263.514	678.444	157,46
OMAN	17.726	74.580	320,74	46.176	153.916	233,32
SYRIA ARAB REPUBLIC	128.315	497.348	287,60	249.111	832.737	234,28
TURKEY	9.631.657	15.501.624	60,94	8.625.103	19.708.035	128,50
UNITED ARAB EMIRATES	1.542.122	1.655.957	7,38	3.339.315	3.937.842	17,92
QATAR	31.925	16.646	-47,86	95.585	80.943	-15,32
BAHRAIN	25.337	1.357.762	5.258,81	53.617	1.309.339	2.342,02
CYPRUS	19.374	1.900	-90,19	51.239	14.554	-71,60
EGYPT	2.260.127	2.067.175	-8,54	2.371.090	2.501.225	5,49
LIBYAN ARAB JAMAHIRIYA	44.697	9.867	-77,92	131.323	38.424	-70,74
MOROCCO	101.927	63.156	-38,04	323.307	171.887	-46,83
TUNISIA	2.594	5.353	106,36	7.583	15.030	98,21
ALGERIA	0	1.158.368	--	0	1.608.232	--
SUDAN	5.390	182.223	3.280,76	23.553	361.418	1.434,49
ERITREA	2.242	0	-100,00	10.698	0	-100,00
ETHIOPIA	25.364	2.455	-90,32	70.144	7.399	-89,45
TANZANIA, UNITED REPUBLIC OF	156.251	42.986	-72,49	291.402	124.555	-57,26
MADAGASCAR	99.290	123.775	24,66	139.721	232.061	66,09
SOMALIA	8.851	38.214	331,75	43.500	144.497	232,18
KENYA	12.522	1.253.765	9.912,50	43.388	1.693.535	3.803,23
REUNION	41.625	44.313	6,46	63.882	76.241	19,35
MOZAMBIQUE	7.659	1.231	-83,93	13.002	1.308	-89,94
TOGO	151.286	152.338	0,70	250.595	297.963	18,90
GHANA	246.947	107.525	-56,46	383.211	289.840	-24,37
LIBERIA	4.374	25.411	480,96	5.894	18.710	217,44
GUINEA	160.231	442.487	176,16	197.649	642.778	225,21
ANGOLA	0	39.696	--	0	61.126	--
CAMEROON	102.271	107.233	4,85	203.563	205.463	0,93
NIGERIA	1.004.735	1.007.426	0,27	3.163.781	2.139.892	-32,36
GABON	52.272	36.240	-30,67	105.846	66.510	-37,16
COTE D'IVOIRE	20.180	264.917	1.212,77	87.511	665.717	660,72
SENEGAL	0	20.232	--	0	53.969	--
MAURITANIA	27.991	38.694	38,24	45.320	68.013	50,07
MALI	18.362	77.506	322,10	21.951	125.775	472,98
BENIN	18.665	57.078	205,80	41.931	51.859	23,68
BURKINA FASO	3.290	14.869	351,95	2.066	29.510	1.328,36
SEYCHELLES	2.435	487	-80,00	5.457	1.327	-75,68
UGANDA	0	5	--	0	15	--
DJIBOUTI	151.499	14.483	-90,44	239.260	44.664	-81,33
SAO TOME AND PRINCIPE	12.452	0	-100,00	23.447	0	-100,00
SOUTH AFRICA	724.074	495.172	-31,61	1.328.915	1.040.421	-21,71
ZIMBABWE	17.549	0	-100,00	17.014	0	-100,00
ZAMBIA	13.738	27.557	100,59	14.729	47.079	219,63
MAURITIUS	664.482	1.718.897	158,68	868.699	2.409.401	177,36
AUSTRALIA	16.830.406	13.588.357	-19,26	23.161.340	22.353.413	-3,49
NEW ZEALAND	3.120.040	667.110	-78,62	4.346.666	1.360.597	-68,70
GUAM	861	474	-44,95	1.756	4.963	182,63
NEW CALEDONIA	10.946	26.203	139,38	28.789	94.659	228,80
SAINT VINCENT AND THE GRENADIN	1.276	0	-100,00	2.475	0	-100,00
VANUATU	701	4.083	482,45	707	6.305	791,80
WALLIS AND FUTUNA ISLANDS	0	32	--	0	50	--
COOK ISLANDS	4.132	4.237	2,54	7.879	7.032	-10,75
FIJI	76.360	173.523	127,24	162.606	554.833	241,21
KIRIBATI	2.668	24	-99,10	4.755	271	-94,30
SAMOA	6.708	17.608	162,49	45.654	110.810	142,72
TONGA	0	15	--	0	12	--
CHRISTMAS ISLANDS	3.224	0	-100,00	1.820	0	-100,00
EAST TIMOR	40.361	485.448	1.102,77	119.458	393.164	229,12
UNITED STATES	32.710.003	51.540.961	57,57	56.877.421	90.018.454	58,27
CANADA	1.106.934	653.028	-41,01	2.517.336	1.635.943	-35,01
MEXICO	100.786	267.605	165,52	339.523	1.066.241	214,04
GUATEMALA	33.385	253.170	658,33	112.389	424.875	278,04
HONDURAS	5.449	1.500	-72,47	10.537	8.606	-18,33
NICARAGUA	0	176	--	0	214	--
PANAMA	11.673	0	-100,00	18.269	0	-100,00
SURINAME	693	8.107	1.069,84	4.026	18.571	361,28
CHILE	8.571	24.231	182,71	14.370	53.894	275,05
VENEZUELA	17.868	7.258	-59,38	75.322	6.777	-91,00
ARGENTINA	240.496	61.282	-74,52	683.838	125.615	-81,63
BRAZIL	1.176.685	109.132	-90,73	3.423.744	1.511.312	-55,86
COLOMBIA	21.247	34.607	62,88	162.587	439.708	170,44
BOLIVIA	85	0	-100,00	2.189	0	-100,00
URUGUAY	94.198	187.225	98,76	144.114	314.261	118,06

TABEL 5. PERKEMBANGAN EKSPOR INDONESIA MENURUT KOMODITI DAN NEGARA TUJUAN

JENIS BARANG	BERAT BERSIH (KG)		PERUB	NILAI FOB (US \$)		PERUB
	JAN-MAR 2007	JAN-MAR 2008	%	JAN-MAR 2007	JAN-MAR 2008	%
(1)	(2)	(3)	(4)	(5)	(6)	(7)
PARAGUAY	527.999	18.500	-96,50	681.606	19.500	-97,14
ECUADOR	0	29.804	--	0	60.952	--
PERU	121.144	123.484	1,93	340.048	376.655	10,77
GUYANA	13.260	40.783	207,56	21.645	67.977	214,05
TRINIDAD AND TOBAGO	2.000	5.298	164,90	11.900	40.802	242,87
BAHAMAS	882	5.872	565,76	326	8.803	2.600,31
JAMAICA	909	16.537	1.719,25	1.367	31.067	2.172,64
PUERTO RICO	0	30.129	--	0	68.144	--
DOMINICAN REPUBLIC	8.364	90	-98,92	102.347	100	-99,90
EL SALVADOR	22.000	44.000	100,00	26.479	61.246	131,30
COSTA RICA	280	123.442	43.986,43	889	203.889	22.834,65
BARBADOS	217	3	-98,62	285	31	-89,12
ARUBA	343	0	-100,00	600	0	-100,00
BERMUDA	452	685	51,55	4.030	3.201	-20,57
CAYMAN ISLANDS	22	2.438	10.981,82	1.153	553	-52,04
FRENCH GUIANA	4.408	640	-85,48	42.787	1.096	-97,44
FRENCH POLYNESIA	2.804	4.466	59,27	4.427	17.024	284,55
GRENADA	0	16	--	0	108	--
MARTINIQUE	472	394	-16,53	1.611	1.957	21,48
NETHERLANDS ANTILLES	3.864	19.457	403,55	6.475	4.211	-34,97
GUADELOUPE	90	1.088	1.108,89	211	1.196	466,82
SAINT KITTS AND NEVIS	19	0	-100,00	265	0	-100,00
UNITED KINGDOM	2.958.320	2.902.366	-1,89	7.629.922	6.770.215	-11,27
NETHERLANDS	2.250.729	1.156.782	-48,60	5.628.661	2.781.955	-50,58
FRANCE	918.566	1.018.931	10,93	3.099.056	3.907.763	26,10
GERMANY, FED. REP. OF	788.063	1.148.736	45,77	2.438.701	3.592.449	47,31
AUSTRIA	361	6.781	1.778,39	5.051	57.558	1.039,54
BELGIUM	1.133.669	2.652.267	133,95	2.253.675	6.468.967	187,04
SWITZERLAND	13.718	1.098.442	7.907,30	52.596	1.804.390	3.330,66
DENMARK	119.323	47.448	-60,24	304.025	171.663	-43,54
NORWAY	24.766	11.893	-51,98	47.754	37.337	-21,81
SWEDEN	43.993	114.252	159,70	222.104	489.058	120,19
FINLAND	160.328	49.272	-69,27	295.673	101.670	-65,61
IRELAND	288.640	257.103	-10,93	594.426	465.639	-21,67
ITALY	1.051.206	1.314.722	25,07	1.986.567	3.000.154	51,02
SPAIN	1.259.083	1.652.917	31,28	4.171.081	3.504.279	-15,99
PORTUGAL	699.520	295.974	-57,69	1.082.050	756.394	-30,10
ICELAND	176.000	44.000	-75,00	230.216	66.510	-71,11
GREECE	400.639	912.693	127,81	1.123.461	1.742.753	55,12
DEMOCRATIC REPUBLIC OF THE CO	1.818	57.678	3.072,61	2.486	57.392	2.208,61
HUNGARY	47.226	44.387	-6,01	141.727	117.114	-17,37
POLAND	258.818	499.115	92,84	634.908	888.956	40,01
ROMANIA	83.433	176.950	112,09	143.300	347.446	142,46
BULGARIA	21.484	47.290	120,12	60.559	110.495	82,46
ARMENIA	0	23.226	--	0	68.266	--
UKRAINE	1.422.558	1.448.372	1,81	2.034.725	2.260.803	11,11
LITHUANIA	70.400	107.493	52,69	126.344	192.353	52,25
LATVIA	17.206	16.126	-6,28	32.836	31.585	-3,81
ESTONIA	580	0	-100,00	8.493	0	-100,00
CROATIA	18.422	34.444	86,97	36.729	73.505	100,13
BOSNIA AND HERZEGOVINA	0	4.906	--	0	23.783	--
MALTA	1.196	252	-78,93	6.905	2.918	-57,74
SLOVAKIA	0	442	--	0	2.801	--
SLOVENIA	1.018	87	-91,45	39.696	40	-99,90
CZECH REPUBLIC	3.083	2.947	-4,41	9.977	22.091	121,42
RUSSIA FEDERATION	320.387	678.140	111,66	753.758	1.544.098	104,85
-BAHAN KERTAS	685.850.216	633.568.615	-7,62	270.857.252	324.302.849	19,73
JAPAN	32.081.020	36.089.423	12,49	15.100.991	19.942.743	32,06
KOREA, REPUBLIC OF	137.108.899	151.103.812	10,21	51.175.033	66.214.884	29,39
TAIWAN	27.750.726	31.016.329	11,77	15.250.462	19.348.139	26,87
CHINA	307.901.574	289.270.536	-6,05	122.346.312	153.879.747	25,77
THAILAND	2.575.361	3.302.376	28,23	1.165.663	2.161.368	85,42
SINGAPORE	307	500.685	162.989,58	552	195.587	35.332,43
PHILIPPINES	1.237.600	1.797.666	45,25	450.212	780.920	73,46
VIET NAM	2.451.684	9.576.006	290,59	964.457	3.734.643	287,23
INDIA	41.685.012	44.032.214	5,63	15.151.974	22.882.710	51,02
PAKISTAN	139.440	0	-100,00	46.015	0	-100,00
BANGLADESH	9.067.173	5.744.378	-36,65	3.482.557	3.285.861	-5,65
IRAN (ISLAMIC REPUBLIC OF)	0	100.275	--	0	59.162	--
SAUDI ARABIA	0	700.994	--	0	311.325	--
KUWAIT	1.992.000	996.505	-49,97	705.168	388.637	-44,89
JORDAN	2.898.928	198.774	-93,14	1.364.107	117.277	-91,40
LEBANON	0	19.802	--	0	11.881	--
UNITED ARAB EMIRATES	7.795.742	2.075.248	-73,38	3.222.793	1.111.101	-65,52
ETHIOPIA	100.000	0	-100,00	40.473	0	-100,00
REUNION	177	0	-100,00	120	0	-100,00
SOUTH AFRICA	431	0	-100,00	475	0	-100,00

TABEL 5. PERKEMBANGAN EKSPOR INDONESIA MENURUT KOMODITI DAN NEGARA TUJUAN

JENIS BARANG	BERAT BERSIH (KG)		PERUB	NILAI FOB (US \$)		PERUB
	JAN-MAR 2007	JAN-MAR 2008	%	JAN-MAR 2007	JAN-MAR 2008	%
(1)	(2)	(3)	(4)	(5)	(6)	(7)
AUSTRALIA	102	496.190	486.360,78	309	262.981	85.007,12
UNITED STATES	23.905.103	0	-100,00	7.888.684	0	-100,00
NETHERLANDS	19.342.849	9.410.814	-51,35	7.187.737	4.930.466	-31,40
FRANCE	21.448.198	9.939.990	-53,66	8.532.718	5.009.527	-41,29
BELGIUM	195	0	-100,00	30	0	-100,00
FINLAND	19.920	0	-100,00	7.629	0	-100,00
ITALY	46.347.745	37.196.598	-19,74	16.772.613	19.673.890	17,30
SPAIN	8	0	-100,00	133	0	-100,00
RUSSIA FEDERATION	22	0	-100,00	35	0	-100,00
-ALAS KAKI (KULIT, KARET DAN KAI	28.516.008	31.324.583	9,85	396.433.581	430.850.826	8,68
JAPAN	1.866.380	2.155.670	15,50	23.667.118	25.198.813	6,47
HONG KONG	368.637	388.889	5,49	4.869.071	5.443.174	11,79
KOREA, DEMOCRATIC PEOPLE'S REI	0	20.802	--	0	312.730	--
KOREA, REPUBLIC OF	558.612	729.297	30,56	6.867.030	9.285.664	35,22
TAIWAN	370.402	483.112	30,43	2.680.521	3.275.937	22,21
CHINA	502.491	1.289.192	156,56	7.352.590	18.614.606	153,17
PAPUA NEW GUINEA	20.548	35.135	70,99	148.033	343.970	132,36
THAILAND	212.526	168.285	-20,82	3.253.329	3.771.651	15,93
SINGAPORE	1.136.252	1.051.454	-7,46	12.021.518	10.489.904	-12,74
PHILIPPINES	118.162	197.556	67,19	1.203.708	1.891.779	57,16
MALAYSIA	254.909	376.857	47,84	3.600.455	3.369.922	-6,40
BRUNEI DARUSSALAM	8.864	7.145	-19,39	55.272	66.192	19,76
NEPAL	263	479	82,13	3.928	6.189	57,56
VIET NAM	46.320	28.935	-37,53	406.709	442.516	8,80
MALDIVES	83.379	86.960	4,29	112.564	87.682	-22,10
INDIA	32.281	41.079	27,25	327.648	425.424	29,84
PAKISTAN	0	456	--	0	3.847	--
BANGLADESH	0	464	--	0	19.400	--
SRI LANKA	9.600	10.536	9,75	5.100	18.268	258,20
SAUDI ARABIA	21.358	24.351	14,01	67.878	144.114	112,31
ISRAEL	0	25.902	--	0	346.593	--
KUWAIT	988	3.535	257,79	21.908	23.178	5,80
JORDAN	22.494	5.996	-73,34	29.568	21.732	-26,50
LEBANON	1.303	6.279	381,89	23.261	62.338	167,99
YEMEN	7.436	4.522	-39,19	8.258	4.293	-48,01
OMAN	64	0	-100,00	30	0	-100,00
SYRIA ARAB REPUBLIC	2.332	3.688	58,15	24.981	54.258	117,20
TURKEY	99.828	153.022	53,29	1.243.127	1.949.250	56,80
UNITED ARAB EMIRATES	118.247	146.608	23,98	1.300.545	1.690.646	30,00
QATAR	0	517	--	0	10.934	--
BAHRAIN	13	0	-100,00	10	0	-100,00
CYPRUS	20.387	4.884	-76,04	140.415	66.261	-52,81
EGYPT	20.423	14.409	-29,45	249.537	197.844	-20,72
MOROCCO	0	1.247	--	0	7.290	--
TUNISIA	0	5.129	--	0	74.163	--
ALGERIA	966	1.666	72,46	15.021	35.552	136,68
SUDAN	6	0	-100,00	49	0	-100,00
ERITREA	174	0	-100,00	833	0	-100,00
MADAGASCAR	36.489	11.865	-67,48	28.180	17.753	-37,00
KENYA	30.093	22.512	-25,19	41.779	65.172	55,99
REUNION	5.764	3.575	-37,98	33.999	30.895	-9,13
MOZAMBIQUE	15.000	22.273	48,49	11.610	5.555	-52,15
TOGO	4.840	3.359	-30,60	7.800	2.100	-73,08
GHANA	7.000	12.000	71,43	11.868	3.000	-74,72
GUINEA	5.023	23.349	364,84	5.340	52.200	877,53
CONGO	0	24.139	--	0	13.844	--
CAMEROON	1	0	-100,00	4	0	-100,00
GABON	0	1.035	--	0	4.930	--
COTE D'IVOIRE	0	281	--	0	4.199	--
SENEGAL	7.000	315	-95,50	12.362	4.510	-63,52
BENIN	0	7.358	--	0	21.097	--
U.S. VIRGIN ISLANDS	40	0	-100,00	248	0	-100,00
SEYHELLES	28	148	428,57	2.015	2.655	31,76
DJIBOUTI	200	0	-100,00	5.226	0	-100,00
SOUTH AFRICA	283.240	237.100	-16,29	3.764.278	3.706.548	-1,53
MAURITIUS	13.048	8.950	-31,41	35.820	20.438	-42,94
AUSTRALIA	385.766	502.708	30,31	5.955.555	7.081.066	18,90
NEW ZEALAND	50.132	67.765	35,17	819.860	1.195.653	45,84
GUAM	300	0	-100,00	499	0	-100,00
NEW CALEDONIA	4.271	339	-92,06	17.155	2.940	-82,86
NORTHERN MARIANA ISLANDS	2.010	0	-100,00	19.495	0	-100,00
SAINT VINCENT AND THE GRENADIN	377	0	-100,00	732	0	-100,00
VANUATU	883	2.987	238,28	1.106	8.164	638,16
AMERICAN SAMOA	0	4	--	0	361	--
COOK ISLANDS	126	146	15,87	854	1.848	116,39
FIJI	1.922	2.078	8,12	29.334	26.519	-9,60
TONGA	672	0	-100,00	829	0	-100,00

TABEL 5. PERKEMBANGAN EKSPOR INDONESIA MENURUT KOMODITI DAN NEGARA TUJUAN

JENIS BARANG	BERAT BERSIH (KG)		PERUB	NILAI FOB (US \$)		PERUB
	JAN-MAR 2007	JAN-MAR 2008	%	JAN-MAR 2007	JAN-MAR 2008	%
	(1)	(2)	(3)	(4)	(5)	(6)
EAST TIMOR	3.029	37.184	1.127,60	31.687	109.068	244,20
UNITED STATES	6.678.847	6.306.570	-5,57	100.233.110	90.580.782	-9,63
CANADA	353.023	250.803	-28,96	4.570.020	3.635.033	-20,46
MEXICO	1.140.496	1.071.429	-6,06	10.625.326	10.799.461	1,64
GUATEMALA	14	0	-100,00	195	0	-100,00
HONDURAS	7.094	19.039	168,38	49.476	133.254	169,33
PANAMA	214.922	206.544	-3,90	3.126.725	2.896.543	-7,36
SURINAME	37	230	521,62	536	3.350	525,00
CHILE	61.737	113.826	84,37	909.468	1.739.067	91,22
VENEZUELA	4.053	3.052	-24,70	75.040	51.475	-31,40
ARGENTINA	46.445	158.127	240,46	608.614	2.143.207	252,15
BRAZIL	132.957	156.014	17,34	1.892.827	2.483.386	31,20
COLOMBIA	29.250	42.258	44,47	393.072	560.581	42,62
BOLIVIA	0	2.332	--	0	34.833	--
URUGUAY	6.878	10.834	57,52	105.494	171.534	62,60
PARAGUAY	10.048	10.292	2,43	120.963	133.071	10,01
ECUADOR	22.485	17.805	-20,81	308.522	268.418	-13,00
PERU	26.442	14.929	-43,54	300.846	182.931	-39,19
JAMAICA	36	987	2.641,67	740	13.191	1.682,57
PUERTO RICO	890	2.864	221,80	5.816	12.986	123,28
BELIZE	42	0	-100,00	57	0	-100,00
DOMINICAN REPUBLIC	751	1.157	54,06	1.392	2.297	65,01
EL SALVADOR	11.776	513	-95,64	49.125	10.692	-78,24
COSTA RICA	13.225	326	-97,53	159.356	2.155	-98,65
BARBADOS	0	22.007	--	0	60.196	--
ANTIGUA AND BARBUDA	0	12	--	0	147	--
BERMUDA	142	197	38,73	1.267	958	-24,39
CAYMAN ISLANDS	120	0	-100,00	10.272	0	-100,00
FRENCH POLYNESIA	5.681	4.222	-25,68	13.559	13.873	2,32
MARTINIQUE	0	70	--	0	426	--
NETHERLANDS ANTILLES	412	1.477	258,50	10.244	12.425	21,29
GUADELOUPE	91	0	-100,00	220	0	-100,00
UNITED KINGDOM	2.818.803	2.279.192	-19,14	35.183.065	29.955.087	-14,86
NETHERLANDS	1.629.700	1.364.455	-16,28	23.076.883	19.425.620	-15,82
FRANCE	674.239	697.102	3,39	8.672.304	9.723.034	12,12
GERMANY, FED. REP. OF	2.145.256	2.933.613	36,75	37.272.282	46.464.268	24,66
AUSTRIA	12.497	57.346	358,88	140.343	885.186	530,73
BELGIUM	2.334.306	2.992.440	28,19	35.240.315	43.892.137	24,55
SWITZERLAND	27.494	45.150	64,22	316.238	625.996	97,95
MONACO	0	914	--	0	7.261	--
DENMARK	305.757	467.535	52,91	7.666.312	8.553.980	11,58
NORWAY	42.507	27.296	-35,78	586.105	556.960	-4,97
SWEDEN	48.844	91.978	88,31	712.556	1.397.025	96,06
FINLAND	18.764	35.019	86,63	1.289.659	1.289.981	366,27
IRELAND	45.205	43.168	-4,51	722.837	689.470	-4,62
ITALY	1.721.263	1.725.790	0,26	22.131.992	27.268.215	23,21
SPAIN	507.389	583.848	15,07	5.727.216	6.551.813	14,40
PORTUGAL	75.392	79.730	5,75	2.214.056	1.953.246	-11,78
GREECE	79.542	198.974	150,15	944.411	2.448.022	159,21
HUNGARY	15.636	19.179	22,66	142.858	231.453	62,02
POLAND	21.734	31.552	45,17	252.265	305.263	21,01
ROMANIA	1.328	1.456	9,64	10.712	40.292	276,14
BULGARIA	9.139	33.715	268,91	50.305	228.189	353,61
YUGOSLAVIA	5.199	30.044	477,88	79.186	433.821	447,85
KAZAKHSTAN	0	1.487	--	0	38.420	--
UKRAINE	16.201	71.527	341,50	216.625	925.961	327,45
LITHUANIA	1.396	5.464	291,40	32.463	146.662	351,78
LATVIA	5.442	5.787	6,34	63.796	59.314	-7,03
ESTONIA	36.941	3.008	-91,86	1.059.690	28.943	-97,27
CROATIA	25.681	8.182	-68,14	180.066	110.433	-38,67
BOSNIA AND HERZEGOVINA	0	718	--	0	7.429	--
MALTA	1.051	0	-100,00	22.782	0	-100,00
SLOVAKIA	190.346	105.038	-44,82	7.166.514	4.005.260	-44,11
SLOVENIA	14.493	73.818	409,34	135.220	628.424	364,74
CZECH REPUBLIC	38.835	43.989	13,27	549.184	540.674	-1,55
RUSSIA FEDERATION	114.835	382.625	233,20	1.478.409	5.350.086	261,88
-PRODUK KERAMIK	124.659.370	114.064.051	-8,50	66.621.618	74.160.616	11,32
JAPAN	2.227.123	2.063.756	-7,34	6.298.633	6.914.633	9,78
HONG KONG	151.782	186.014	22,55	299.261	444.072	48,39
KOREA, REPUBLIC OF	13.596.489	10.528.369	-22,57	5.261.336	4.404.134	-16,29
TAIWAN	11.510.835	9.669.686	-15,99	3.670.889	3.151.221	-14,16
CHINA	249.513	252.464	1,18	540.886	732.636	35,45
MACAU	3.572	1.758	-50,78	45.328	27.867	-38,52
PAPUA NEW GUINEA	122.990	6.471	-94,74	36.079	6.283	-82,59
THAILAND	6.884.808	8.423.032	22,34	2.124.349	2.941.190	38,45
SINGAPORE	1.335.979	1.206.220	-9,71	1.132.162	1.064.582	-5,97
PHILIPPINES	1.771.819	3.315.823	87,14	592.607	1.094.950	84,77

TABEL 5. PERKEMBANGAN EKSPOR INDONESIA MENURUT KOMODITI DAN NEGARA TUJUAN

JENIS BARANG	BERAT BERSIH (KG)		PERUB	NILAI FOB (US \$)		PERUB
	JAN-MAR 2007	JAN-MAR 2008	%	JAN-MAR 2007	JAN-MAR 2008	%
	(1)	(2)	(3)	(4)	(5)	(6)
MALAYSIA	12.469.473	11.452.221	-8,16	2.195.394	2.823.001	28,59
MYANMAR (FORM. BURMA)	411.650	441.173	7,17	59.529	74.235	24,70
CAMBODIA	432.826	1.584.473	266,08	100.110	311.678	211,34
BRUNEI DARUSSALAM	622.586	523.268	-15,95	127.697	135.210	5,88
LAO PEOPLE'S DEMOCRATIC REPUB	245	0	-100,00	1.454	0	-100,00
NEPAL	0	1.890	--	0	10.362	--
VIET NAM	280.345	144.223	-48,56	121.970	121.226	-0,61
MALDIVES	272.797	305.993	12,17	126.490	125.793	-0,55
INDIA	239.973	702.742	192,84	654.957	1.038.907	58,62
PAKISTAN	2.924.858	4.858.810	66,12	550.831	1.027.272	86,49
BANGLADESH	17.094	112.746	559,56	70.098	46.177	-34,13
SRI LANKA	3.553.305	4.093.165	15,19	690.701	829.844	20,15
IRAN (ISLAMIC REPUBLIC OF)	17.544	46.920	167,44	3.334	145.251	4.256,66
SAUDI ARABIA	8.350.708	5.914.460	-29,17	1.403.583	1.164.906	-17,00
ISRAEL	0	485.724	--	0	111.995	--
KUWAIT	756.228	640.582	-15,29	127.286	112.544	-11,58
JORDAN	383.400	230.995	-39,75	58.277	60.399	3,64
LEBANON	296	3.799	1.183,45	72	20.761	28.734,72
YEMEN	295.566	110.978	-62,45	68.081	27.629	-59,42
OMAN	990	21	-97,88	13.312	276	-97,93
SYRIA ARAB REPUBLIC	28	605	2.060,71	422	923	118,72
TURKEY	1.809.059	504.980	-72,09	1.132.186	370.209	-67,30
UNITED ARAB EMIRATES	1.411.105	3.013.878	113,58	1.037.113	1.744.491	68,21
QATAR	738.497	1.268.857	71,82	242.070	532.983	120,18
BAHRAIN	134.742	124.912	-7,30	36.032	62.287	72,87
CYPRUS	46.747	12.194	-73,91	14.058	21.163	50,54
EGYPT	207.923	125.743	-39,52	112.060	133.191	18,86
MOROCCO	16.686	0	-100,00	6.630	0	-100,00
TUNISIA	1.505	10.955	627,91	4.002	30.023	650,20
SUDAN	0	27.981	--	0	27.385	--
TANZANIA, UNITED REPUBLIC OF	0	150.656	--	0	16.513	--
MADAGASCAR	122	1.513	1.140,16	107	2.375	2.119,63
KENYA	74.038	0	-100,00	12.716	0	-100,00
REUNION	425.452	667.790	56,96	99.664	191.198	91,84
MOZAMBIQUE	4.641	460	-90,09	10.057	283	-97,19
BOTSWANA	40.560	84.425	108,15	7.660	14.840	93,73
TOGO	0	17.539	--	0	3.858	--
ANGOLA	576.783	9.250	-98,40	134.069	1.485	-98,89
CONGO	154	0	-100,00	100	0	-100,00
NIGERIA	24.443	69.227	183,22	13.440	53.988	301,70
GABON	48	258	437,50	45	212	371,11
COTE D'IVOIRE	69	0	-100,00	72	0	-100,00
SENEGAL	50	85	70,00	20	108	440,00
MAURITANIA	0	28.537	--	0	7.539	--
BENIN	0	994	--	0	540	--
SEYCHELLES	2.777	2.543	-8,43	3.953	1.425	-63,95
UGANDA	569	0	-100,00	975	0	-100,00
SOUTH AFRICA	2.341.564	3.889.251	66,10	5.788.762	10.227.915	76,69
MAURITIUS	822.290	1.539.859	87,26	172.833	371.532	114,97
AUSTRALIA	10.110.684	9.734.806	-3,72	3.872.086	3.913.276	1,06
NEW ZEALAND	635.877	754.697	18,69	267.934	306.369	14,34
GUAM	7.836	3.160	-59,67	7.877	2.683	-65,94
PALAU	0	5	--	0	32	--
NEW CALEDONIA	3.406	26.767	685,88	1.957	9.895	405,62
SAINT VINCENT AND THE GRENADIN	0	1.016	--	0	1.828	--
VANUATU	59.049	49.817	-15,63	31.798	83.948	164,00
WALLIS AND FUTUNA ISLANDS	292	409	40,07	564	714	26,60
AMERICAN SAMOA	0	41.157	--	0	8.098	--
COOK ISLANDS	1.500	2.242	49,47	1.612	6.489	302,54
FIJI	131.628	126.602	-3,82	51.916	60.740	17,00
SAMOA	44.358	0	-100,00	10.128	0	-100,00
SOLOMON ISLANDS	0	474	--	0	1.265	--
TONGA	288	0	-100,00	355	0	-100,00
EAST TIMOR	2.990	229.972	7.591,37	3.501	141.314	3.936,39
UNITED STATES	17.760.204	10.101.917	-43,12	13.117.306	12.758.379	-2,74
CANADA	1.869.236	1.761.039	-5,79	1.174.106	1.037.165	-11,66
MEXICO	49.458	14.876	-69,92	153.873	43.275	-71,88
GUATEMALA	114.156	0	-100,00	27.622	0	-100,00
HONDURAS	10	0	-100,00	15	0	-100,00
PANAMA	92.204	304.461	230,20	21.114	79.014	274,23
SURINAME	54	0	-100,00	318	0	-100,00
CHILE	117.835	120.240	2,04	48.315	61.529	27,35
VENEZUELA	8	0	-100,00	38	0	-100,00
ARGENTINA	28.827	3.204	-88,89	18.309	3.161	-82,74
BRAZIL	1.448	3.919	170,65	2.240	29.094	1.198,84
COLOMBIA	43.112	42.627	-1,12	66.876	45.978	-31,25
BOLIVIA	24.486	0	-100,00	6.167	0	-100,00
URUGUAY	0	23.760	--	0	5.472	--

TABEL 5. PERKEMBANGAN EKSPOR INDONESIA MENURUT KOMODITI DAN NEGARA TUJUAN

JENIS BARANG	BERAT BERSIH (KG)		PERUB	NILAI FOB (US \$)		PERUB
	JAN-MAR 2007	JAN-MAR 2008	%	JAN-MAR 2007	JAN-MAR 2008	%
	(1)	(2)	(3)	(4)	(5)	(6)
TRINIDAD AND TOBAGO	49.808	148.172	197,49	12.798	48.985	282,76
BAHAMAS	5.720	422	-92,62	41.505	480	-98,84
JAMAICA	272.048	533.545	96,12	70.545	158.980	125,36
PUERTO RICO	156.481	262.374	67,67	76.561	129.462	69,10
DOMINICAN REPUBLIC	4.920	5.509	11,97	3.414	6.314	84,94
COSTA RICA	2.663	8.235	209,24	1.717	6.571	282,70
BARBADOS	0	267	--	0	788	--
ANTIGUA AND BARBUDA	0	24.893	--	0	7.791	--
ANGUILLA	316	0	-100,00	1.317	0	-100,00
ARUBA	160	0	-100,00	245	0	-100,00
BERMUDA	196	271	38,27	1.747	2.202	26,04
CAYMAN ISLANDS	29	164	465,52	8	36	350,00
FRENCH GUIANA	786	21	-97,33	1.591	17	-98,93
FRENCH POLYNESIA	6.427	295.251	4.493,92	7.833	36.535	366,42
GRENADA	500	25.257	4.951,40	52	8.070	15.419,23
MARTINIQUE	876	87	-90,07	921	285	-69,06
NETHERLANDS ANTILLES	175	56	-68,00	503	129	-74,35
TURKS AND CAICOS ISLANDS	0	449	--	0	743	--
GUADELOUPE	683	1.085	58,86	1.470	1.410	-4,08
UNITED KINGDOM	2.076.689	2.428.536	16,94	3.353.861	4.240.500	26,44
NETHERLANDS	648.935	448.209	-30,93	523.772	651.262	24,34
FRANCE	576.831	427.237	-25,93	1.220.393	637.407	-47,77
GERMANY, FED. REP. OF	159.695	324.739	103,35	508.474	492.408	-3,16
AUSTRIA	2.351	5.865	149,47	4.420	13.585	207,35
BELGIUM	1.459.845	691.731	-52,62	794.249	1.371.089	72,63
SWITZERLAND	121.883	26.808	-78,01	160.626	83.130	-48,25
DENMARK	23.931	67.724	183,00	33.516	45.372	35,37
NORWAY	1.195.234	517.146	-56,73	275.611	362.830	31,65
SWEDEN	591.480	659.745	11,54	219.210	564.606	157,56
FINLAND	33.243	30.068	-9,55	292.029	256.331	-12,22
IRELAND	164.406	2.041	-98,76	222.708	1.147	-99,48
ITALY	5.538.091	2.578.590	-53,44	2.875.173	2.031.469	-29,34
SPAIN	716.425	529.583	-26,08	1.049.154	722.602	-31,13
PORTUGAL	2.820	8.962	217,80	2.779	21.546	675,31
GREECE	1.292.875	669.532	-48,21	283.651	234.856	-17,20
HUNGARY	3.021	3.546	17,38	9.669	4.368	-54,82
POLAND	3.391	14.808	336,69	4.081	12.945	217,20
ROMANIA	1.830	580	-68,31	3.600	2.031	-43,58
BULGARIA	1.054	1.716	62,81	7.738	3.675	-52,51
YUGOSLAVIA	296	568	91,89	464	679	46,34
AZERBAIJAN	0	110	--	0	829	--
KAZAKHSTAN	237	0	-100,00	333	0	-100,00
UKRAINE	178.547	737.043	312,80	87.032	277.822	219,22
ESTONIA	0	25.978	--	0	7.396	--
GEORGIA	1.250	0	-100,00	9.300	0	-100,00
CROATIA	5.226	40.339	671,89	26.705	94.792	254,96
BOSNIA AND HERZEGOVINA	0	379	--	0	1.773	--
MALTA	128.955	95.945	-25,60	25.935	28.732	10,78
SLOVAKIA	3.860	957	-75,21	2.333	2.427	4,03
SLOVENIA	19	922	4.752,63	11	1.577	14.236,36
CZECH REPUBLIC	5.276	4.151	-21,32	33.518	9.435	-71,85
RUSSIA FEDERATION	556.294	207.000	-62,79	279.267	187.979	-32,69
-EMAS BATANGAN	9.381	9.467	0,92	191.644.027	280.736.290	46,49
JAPAN	0	35	--	0	906.647	--
HONG KONG	535	2.909	443,74	11.154.615	87.686.749	686,10
SINGAPORE	5.028	3.983	-20,78	105.330.461	117.087.087	11,16
MALAYSIA	203	468	130,54	4.258.257	14.387.362	237,87
AUSTRALIA	3.446	2.059	-40,25	67.343.724	60.345.998	-10,39
SWITZERLAND	169	0	-100,00	3.556.970	0	-100,00
ITALY	0	13	--	0	322.447	--
-PESAWAT UDARA DAN BAGIANNYA	739.475	746.832	0,99	38.002.925	19.603.405	-48,42
JAPAN	4.556	3.184	-30,11	1.276.392	392.245	-69,27
HONG KONG	4.026	4.829	19,95	506.572	270.289	-46,64
KOREA, REPUBLIC OF	1.497	1.618	8,08	167.200	364.047	117,73
TAIWAN	561	6.460	1.051,52	1.624	177.481	10.828,63
CHINA	7.609	402	-94,72	838.705	214.651	-74,41
THAILAND	86.820	1.726	-98,01	3.170.238	167.764	-94,71
SINGAPORE	56.640	372.587	557,82	4.954.151	4.976.388	0,45
PHILIPPINES	169	1.755	938,46	2.627	11.075	321,58
MALAYSIA	40.353	49.390	22,39	5.386.261	880.803	-83,65
CAMBODIA	601	0	-100,00	30.000	0	-100,00
BRUNEI DARUSSALAM	291	99	-65,98	11.902	14.349	20,56
INDIA	4.602	6	-99,87	517.500	46	-99,99
PAKISTAN	201	215	6,97	631.989	378.503	-40,11
BANGLADESH	69	0	-100,00	200	0	-100,00
SRI LANKA	1	280	27.900,00	344	5.000	1.353,49

TABEL 5. PERKEMBANGAN EKSPOR INDONESIA MENURUT KOMODITI DAN NEGARA TUJUAN

JENIS BARANG	BERAT BERSIH (KG)		PERUB	NILAI FOB (US \$)		PERUB
	JAN-MAR 2007	JAN-MAR 2008	%	JAN-MAR 2007	JAN-MAR 2008	%
	(1)	(2)	(3)	(4)	(5)	(6)
SAUDI ARABIA	661	21.440	3.143,57	474	96.701	20.301,05
ISRAEL	0	150	--	0	1.000	--
JORDAN	33	0	-100,00	4.000	0	-100,00
YEMEN	20	34	70,00	900	440	-51,11
OMAN	10	158	1.480,00	9.358	11.200	19,68
TURKEY	152	50	-67,11	48.807	79.823	63,55
UNITED ARAB EMIRATES	156.579	1.338	-99,15	1.058.888	198.743	-81,23
MADAGASCAR	3.695	0	-100,00	1.856	0	-100,00
KENYA	1.317	422	-67,96	43.000	30.300	-29,53
REUNION	832	0	-100,00	4.518	0	-100,00
BURKINA FASO	0	174	--	0	6.255	--
CENTRAL AFRICAN REPUBLIC	42	0	-100,00	2.000	0	-100,00
SOUTH AFRICA	3.179	3	-99,91	16.433	6	-99,96
AUSTRALIA	14.756	4.658	-68,43	1.078.140	238.348	-77,89
NEW ZEALAND	3.505	1.000	-71,47	1.032.348	50.000	-95,16
FIJI	0	125	--	0	549	--
UNITED STATES	20.105	35.130	74,73	2.281.312	2.070.495	-9,24
CANADA	25	153	512,00	9.050	38.804	328,77
UNITED KINGDOM	236.177	41.281	-82,52	5.888.499	5.707.870	-3,07
NETHERLANDS	4.809	15.378	219,78	176.391	396.577	124,83
FRANCE	31.890	841	-97,36	528.388	298.087	-43,59
GERMANY, FED. REP. OF	28.857	42.310	46,62	3.576.105	451.846	-87,36
BELGIUM	11.625	604	-94,80	559.915	9.612	-98,28
SWITZERLAND	2.052	2.888	40,74	146.993	216.232	47,10
LUXEMBOURG	0	45	--	0	5.500	--
DENMARK	1.052	0	-100,00	55.417	0	-100,00
NORWAY	3.750	0	-100,00	500.000	0	-100,00
SWEDEN	19	2.100	10.952,63	9	20.000	222.122,22
IRELAND	243	8	-96,71	38.250	5.655	-85,22
ITALY	102	436	327,45	42.898	22.289	-48,04
SPAIN	1.892	122.229	6.360,31	1.003.271	1.727.132	72,15
PORTUGAL	0	4.000	--	0	5.000	--
GREECE	0	76	--	0	2.300	--
BULGARIA	0	750	--	0	15.000	--
RUSSIA FEDERATION	4.100	6.500	58,54	2.400.000	45.000	-98,13
-KAPAL LAUT DAN SEJENISNYA	62.343.704	87.116.311	39,74	226.747.869	145.047.175	-36,03
JAPAN	638.000	179	-99,97	3.184.455	3.222	-99,90
HONG KONG	0	13.818	--	0	9.762	--
KOREA, REPUBLIC OF	2.580	0	-100,00	63.600	0	-100,00
THAILAND	191.980	1.484.900	673,47	1.868.642	10.058.047	438,25
SINGAPORE	35.775.592	69.360.460	93,88	49.954.931	93.420.376	87,01
MALAYSIA	6.297.613	5.081.031	-19,32	2.339.323	29.521.932	1.161,99
VIET NAM	0	9.829.000	--	0	4.000.000	--
INDIA	676.453	124.000	-81,67	7.019.800	4.638.000	-33,93
SAUDI ARABIA	4.151.518	0	-100,00	1.780.549	0	-100,00
KUWAIT	907.430	0	-100,00	949.977	0	-100,00
YEMEN	0	19.500	--	0	22.991	--
UNITED ARAB EMIRATES	11	366.428	3.331.063,64	1.400	243.982	17.327,29
AUSTRALIA	7.233.027	285.000	-96,06	135.663.592	1.727.795	-98,73
NEW ZEALAND	0	549.000	--	0	1.200.000	--
JAMAICA	411.000	0	-100,00	7.500.000	0	-100,00
UNITED KINGDOM	0	30	--	0	10	--
FRANCE	34.500	2.965	-91,41	21.600	201.058	830,82
ITALY	6.024.000	0	-100,00	16.400.000	0	-100,00
-PERLENGKAPAN OLAHRAGA DAN I	6.084.501	6.183.156	1,62	46.288.068	58.137.108	25,60
JAPAN	310.692	348.663	12,22	6.212.583	8.233.348	32,53
HONG KONG	41.374	29.602	-28,45	421.558	268.277	-36,36
KOREA, REPUBLIC OF	65.501	69.783	6,54	404.240	432.987	7,11
TAIWAN	3.300	21.862	562,48	18.438	61.441	233,23
CHINA	175.682	235.304	33,94	1.378.338	1.978.853	43,57
PAPUA NEW GUINEA	2.697	563	-79,12	5.234	1.911	-63,49
THAILAND	19.197	15.739	-18,01	87.782	71.770	-18,24
SINGAPORE	204.476	52.891	-74,13	3.497.193	2.456.514	-29,76
PHILIPPINES	39.366	72.169	83,33	35.795	163.529	356,85
MALAYSIA	127.719	173.937	36,19	721.321	1.245.487	72,67
CAMBODIA	0	1.371	--	0	56.754	--
BRUNEI DARUSSALAM	0	7.300	--	0	18.852	--
VIET NAM	4.647	11.992	158,06	48.441	133.798	176,21
MALDIVES	175	512	192,57	493	2.018	309,33
INDIA	26.821	22.989	-14,29	193.465	157.603	-18,54
PAKISTAN	74.177	55.376	-25,35	126.469	169.106	33,71
SRI LANKA	29.575	49.392	67,01	25.343	41.838	65,09
IRAN (ISLAMIC REPUBLIC OF)	0	1.070	--	0	2.400	--
SAUDI ARABIA	48.136	14.138	-70,63	55.966	120.870	115,97
KUWAIT	1.876	0	-100,00	16.123	0	-100,00
JORDAN	0	35.310	--	0	80.495	--

TABEL 5. PERKEMBANGAN EKSPOR INDONESIA MENURUT KOMODITI DAN NEGARA TUJUAN

JENIS BARANG	BERAT BERSIH (KG)		PERUB	NILAI FOB (US \$)		PERUB
	JAN-MAR 2007	JAN-MAR 2008	%	JAN-MAR 2007	JAN-MAR 2008	%
	(1)	(2)	(3)	(4)	(5)	(6)
LEBANON	33.291	8.615	-74,12	50.710	16.504	-67,45
YEMEN	0	683	--	0	1.920	--
SYRIA ARAB REPUBLIC	9.029	0	-100,00	20.870	0	-100,00
TURKEY	2.635	14.109	435,45	12.985	188.470	1.351,44
UNITED ARAB EMIRATES	23.323	80.515	245,22	159.740	733.799	359,37
QATAR	122	0	-100,00	1.840	0	-100,00
BAHRAIN	9	0	-100,00	80	0	-100,00
CYPRUS	238	0	-100,00	2.055	0	-100,00
EGYPT	7.093	13.154	85,45	76.906	95.901	24,70
MOROCCO	0	2.357	--	0	13.159	--
ALGERIA	61.458	33.857	-44,91	123.268	75.071	-39,10
SUDAN	16.657	4.704	-71,76	34.924	30.326	-13,17
KENYA	0	1.089	--	0	22.460	--
BENIN	9.783	5.815	-40,56	58.886	44.426	-24,56
SOUTH AFRICA	8.880	3.986	-55,11	151.227	55.767	-63,12
MAURITIUS	0	234	--	0	5.180	--
AUSTRALIA	151.995	176.410	16,06	1.117.313	1.242.045	11,16
NEW ZEALAND	20.296	22.048	8,63	111.948	138.108	23,37
GUAM	19.992	0	-100,00	13.000	0	-100,00
NEW CALEDONIA	465	0	-100,00	588	0	-100,00
FIJI	962	539	-43,97	3.795	3.163	-16,65
EAST TIMOR	48	741	1.443,75	28	974	3.378,57
UNITED STATES	1.456.530	1.512.691	3,86	10.610.889	13.162.060	24,04
CANADA	79.101	59.611	-24,64	575.630	442.674	-23,10
MEXICO	293.706	166.577	-43,28	1.737.466	1.404.038	-19,19
GUATEMALA	35	0	-100,00	34	0	-100,00
PANAMA	2.040	2.948	44,51	20.100	29.349	46,01
SURINAME	66	0	-100,00	385	0	-100,00
CHILE	99.170	20.203	-79,63	512.489	61.251	-88,05
VENEZUELA	24.200	34.830	43,93	150.491	277.418	84,34
ARGENTINA	87.436	44.386	-49,24	504.498	350.756	-30,47
BRAZIL	278.001	391.319	40,76	1.754.319	2.863.511	63,23
COLOMBIA	16.752	11.659	-30,40	106.354	97.799	-8,04
BOLIVIA	877	0	-100,00	3.276	0	-100,00
PARAGUAY	0	3.341	--	0	21.600	--
PERU	16.145	26	-99,84	107.304	5	-100,00
FRENCH POLYNESIA	0	1.022	--	0	15.216	--
UNITED KINGDOM	353.447	533.751	51,01	2.556.568	4.787.322	87,26
NETHERLANDS	258.474	282.957	9,47	1.719.391	2.044.916	18,93
FRANCE	305.101	303.236	-0,61	1.836.648	2.296.259	25,02
GERMANY, FED. REP. OF	360.390	250.316	-30,54	3.366.170	3.072.357	-8,73
AUSTRIA	26.429	34.673	31,19	183.688	440.894	140,02
BELGIUM	143.167	68.680	-52,03	891.223	793.265	-10,99
SWITZERLAND	13.471	40.823	203,04	73.236	209.783	186,45
DENMARK	46.575	61.291	31,60	331.810	759.444	128,88
NORWAY	33.863	12.097	-64,28	134.227	94.567	-29,55
SWEDEN	58.201	125.199	115,11	250.972	917.646	265,64
FINLAND	39.783	615	-98,45	66.437	45.701	-31,21
IRELAND	7.592	314	-95,86	64.565	2.694	-95,83
ITALY	142.649	155.640	9,11	808.008	1.367.690	69,27
SPAIN	44.199	102.790	132,56	351.882	1.091.249	210,12
PORTUGAL	0	16.555	--	0	228.539	--
GREECE	17.120	48.646	184,15	93.520	485.293	418,92
HUNGARY	16.478	21.656	31,42	94.985	136.583	43,79
POLAND	8.134	52.389	544,07	67.975	348.279	412,36
YUGOSLAVIA	0	5.601	--	0	16.499	--
BELARUS	7.728	7.339	-5,03	20.104	23.207	15,43
UKRAINE	5.315	9.129	71,76	57.859	93.253	61,17
LATVIA	30	16	-46,67	400	400	0,00
CROATIA	24.165	0	-100,00	56.905	0	-100,00
SLOVAKIA	0	3.157	--	0	50.853	--
SLOVENIA	4.229	4.088	-3,33	10.252	11.325	10,47
CZECH REPUBLIC	158.157	126.457	-20,04	1.122.097	966.128	-13,90
RUSSIA FEDERATION	114.058	78.309	-31,34	856.966	762.161	-11,06
-PENA DAN PENSIL	2.609.811	2.136.324	-18,14	16.938.007	15.597.584	-7,91
JAPAN	156.452	89.745	-42,64	1.685.167	812.191	-51,80
HONG KONG	9.176	20.886	127,62	82.760	197.958	139,20
KOREA, REPUBLIC OF	6.385	6.901	8,08	63.320	84.341	33,20
TAIWAN	15.732	8.728	-44,52	149.614	76.930	-48,58
CHINA	27.755	1.654	-94,04	246.522	27.832	-88,71
THAILAND	38.295	62.273	62,61	361.362	561.737	55,45
SINGAPORE	50.865	24.668	-51,50	354.533	225.861	-36,29
PHILIPPINES	39.879	41.108	3,08	230.328	271.498	17,87
MALAYSIA	53.773	54.992	2,27	522.988	537.147	2,71
MYANMAR (FORM. BURMA)	0	12.399	--	0	33.360	--
CAMBODIA	0	95	--	0	606	--
BRUNEI DARUSSALAM	0	52	--	0	11	--

TABEL 5. PERKEMBANGAN EKSPOR INDONESIA MENURUT KOMODITI DAN NEGARA TUJUAN

JENIS BARANG	BERAT BERSIH (KG)		PERUB	NILAI FOB (US \$)		PERUB
	JAN-MAR 2007	JAN-MAR 2008	%	JAN-MAR 2007	JAN-MAR 2008	%
	(1)	(2)	(3)	(4)	(5)	(6)
VIET NAM	1.357	1.208	-10,98	6.767	9.183	35,70
MALDIVES	455	1.742	282,86	1.312	5.422	313,26
INDIA	6.094	891	-85,38	42.147	14.048	-66,67
PAKISTAN	7.832	0	-100,00	48.869	0	-100,00
BANGLADESH	5.556	20.066	261,16	59.418	183.435	208,72
SRI LANKA	71	0	-100,00	250	0	-100,00
IRAN (ISLAMIC REPUBLIC OF)	27.580	40.586	47,16	140.725	241.755	71,79
SAUDI ARABIA	14.284	34.837	143,89	103.328	277.674	168,73
KUWAIT	3.744	10.247	173,69	34.853	107.821	209,36
LEBANON	14.751	0	-100,00	113.827	0	-100,00
YEMEN	14.949	0	-100,00	12.512	0	-100,00
OMAN	5.069	5.549	9,47	54.587	55.937	2,47
TURKEY	18.670	1	-99,99	93.795	20	-99,98
UNITED ARAB EMIRATES	11.001	21.257	93,23	100.686	147.905	46,90
QATAR	0	7.532	--	0	85.028	--
BAHRAIN	0	1.576	--	0	15.896	--
EGYPT	9.322	59.478	538,04	60.677	479.781	690,71
SOUTH AFRICA	37.479	18.674	-50,17	99.232	55.828	-43,74
AUSTRALIA	55.859	88.921	59,19	356.717	485.658	36,15
NEW ZEALAND	9.169	6.195	-32,44	89.079	53.589	-39,84
FIJI	0	381	--	0	3.409	--
EAST TIMOR	2	7.219	360.850,00	7	5.218	74.442,86
UNITED STATES	1.378.633	839.918	-39,08	7.385.467	5.693.450	-22,91
CANADA	8.688	7.617	-12,33	165.914	105.655	-36,32
MEXICO	197.740	237.251	19,98	1.322.056	1.675.277	26,72
CHILE	0	864	--	0	13.027	--
ARGENTINA	983	2.855	190,44	11.647	31.296	168,70
COLOMBIA	82.651	76.656	-7,25	499.545	472.216	-5,47
ECUADOR	8.595	0	-100,00	53.785	0	-100,00
PUERTO RICO	8.024	0	-100,00	56.391	0	-100,00
UNITED KINGDOM	62.894	61.511	-2,20	613.321	519.417	-15,31
NETHERLANDS	8.949	24.565	174,50	63.352	219.321	246,19
FRANCE	30.373	33.022	8,72	189.973	217.058	14,26
GERMANY, FED. REP. OF	88.640	139.129	56,96	615.671	1.026.338	66,70
BELGIUM	236	0	-100,00	2.045	0	-100,00
NORWAY	4.181	2.736	-34,56	48.587	27.987	-42,40
SWEDEN	15.339	8.524	-44,43	154.153	96.109	-37,65
FINLAND	307	252	-17,92	4.448	4.087	-8,12
IRELAND	15.209	11.001	-27,67	203.644	63.203	-68,96
ITALY	8.397	4.628	-44,89	97.337	67.747	-30,40
SPAIN	31.361	31.134	-0,72	184.127	256.338	39,22
PORTUGAL	1	0	-100,00	2	0	-100,00
DEMOCRATIC REPUBLIC OF THE CO	117	0	-100,00	1.040	0	-100,00
KAZAKHSTAN	0	173	--	0	804	--
CZECH REPUBLIC	16.937	4.627	-72,68	150.120	51.175	-65,91
-BATU SEMI PERMATA	26.255	21.600	-17,73	481.505	64.460	-86,61
JAPAN	264	170	-35,61	142.183	22.916	-83,88
HONG KONG	22	0	-100,00	204.800	0	-100,00
TAIWAN	0	20.000	--	0	10.000	--
THAILAND	4	0	-100,00	16	0	-100,00
SINGAPORE	0	10	--	0	1.685	--
MALAYSIA	0	200	--	0	26.290	--
UNITED ARAB EMIRATES	20	0	-100,00	422	0	-100,00
NIGERIA	3	0	-100,00	337	0	-100,00
SOUTH AFRICA	0	127	--	0	353	--
AUSTRALIA	10	0	-100,00	2.675	0	-100,00
UNITED STATES	24.279	0	-100,00	124.391	0	-100,00
SAINT KITTS AND NEVIS	29	0	-100,00	404	0	-100,00
NETHERLANDS	31	0	-100,00	229	0	-100,00
FRANCE	5	64	1.180,00	143	135	-5,59
GERMANY, FED. REP. OF	516	0	-100,00	624	0	-100,00
AUSTRIA	174	0	-100,00	942	0	-100,00
BELGIUM	2	0	-100,00	155	0	-100,00
SWITZERLAND	1	0	-100,00	1	0	-100,00
NORWAY	2	0	-100,00	78	0	-100,00
SPAIN	542	0	-100,00	2.306	0	-100,00
GREECE	351	417	18,80	1.799	2.415	34,24
HUNGARY	0	612	--	0	666	--
-KOPER, TAS, DOMPET PLASTIK/TEI	1.998.437	1.832.785	-8,29	12.340.119	13.326.708	7,99
JAPAN	173.852	316.179	81,87	1.141.834	1.697.954	48,70
HONG KONG	34.667	23.920	-31,00	418.181	396.936	-5,08
KOREA, REPUBLIC OF	30.893	7.003	-77,33	9.230	60.036	550,44
TAIWAN	7.992	2.043	-74,44	18.920	4.760	-74,84
CHINA	10.820	88.602	718,87	43.974	446.182	914,65
PAPUA NEW GUINEA	1.449	40	-97,24	9.825	182	-98,15
THAILAND	19.662	30.059	52,88	32.826	61.371	86,96

TABEL 5. PERKEMBANGAN EKSPOR INDONESIA MENURUT KOMODITI DAN NEGARA TUJUAN

JENIS BARANG	BERAT BERSIH (KG)		PERUB	NILAI FOB (US \$)		PERUB
	JAN-MAR 2007	JAN-MAR 2008	%	JAN-MAR 2007	JAN-MAR 2008	%
	(1)	(2)	(3)	(4)	(5)	(6)
SINGAPORE	25.431	14.921	-41,33	491.517	238.146	-51,55
PHILIPPINES	2.529	13.744	443,46	14.112	174.134	1.133,94
MALAYSIA	32.662	16.417	-49,74	45.156	97.314	115,51
BRUNEI DARUSSALAM	0	414	--	0	627	--
VIET NAM	76	122	60,53	103	249	141,75
MALDIVES	1.551	482	-68,92	5.052	3.026	-40,10
INDIA	22.528	15.318	-32,00	101.152	74.038	-26,81
BANGLADESH	44.491	15.778	-64,54	118.075	42.093	-64,35
SRI LANKA	0	7.761	--	0	12.492	--
SAUDI ARABIA	15.189	5.159	-66,03	86.325	25.187	-70,82
ISRAEL	0	5	--	0	74	--
KUWAIT	115	622	440,87	49.000	9.734	-80,13
LEBANON	1.690	3	-99,82	6.240	23	-99,63
SYRIA ARAB REPUBLIC	0	17	--	0	96	--
TURKEY	0	96	--	0	1.412	--
UNITED ARAB EMIRATES	99.744	134.621	34,97	482.456	623.305	29,19
BAHRAIN	0	593	--	0	3.692	--
EGYPT	15.444	0	-100,00	42.631	0	-100,00
TUNISIA	36	0	-100,00	222	0	-100,00
NAMIBIA	0	32	--	0	292	--
TANZANIA, UNITED REPUBLIC OF	0	31	--	0	265	--
MADAGASCAR	9	0	-100,00	6	0	-100,00
KENYA	0	134	--	0	1.096	--
REUNION	1.295	1.307	0,93	2.191	2.020	-7,80
MOZAMBIQUE	0	73	--	0	485	--
GABON	0	14	--	0	12	--
U.S. VIRGIN ISLANDS	25	0	-100,00	34	0	-100,00
SEYCHELLES	12	1	-91,67	142	1	-99,30
SOUTH AFRICA	12.138	15.732	29,61	37.080	40.672	9,69
MAURITIUS	0	1.026	--	0	8.283	--
AUSTRALIA	19.342	21.902	13,24	79.986	139.086	73,89
NEW ZEALAND	3.741	3.924	4,89	10.890	22.425	105,92
GUAM	173	106	-38,73	3.853	159	-95,87
PALAU	0	12	--	0	75	--
NEW CALEDONIA	1.650	2.110	27,88	7.296	12.956	77,58
SAINT VINCENT AND THE GRENADIN	412	0	-100,00	800	0	-100,00
VANUATU	1	183	18.200,00	13	196	1.407,69
WALLIS AND FUTUNA ISLANDS	0	106	--	0	185	--
COOK ISLANDS	1.152	2.111	83,25	4.567	26.550	481,34
FIJI	76	407	435,53	313	1.857	493,29
TONGA	683	0	-100,00	842	0	-100,00
EAST TIMOR	0	368	--	0	174	--
UNITED STATES	454.602	308.016	-32,24	3.535.427	3.735.385	5,66
CANADA	27.841	23.223	-16,59	100.447	75.578	-24,76
MEXICO	13.233	5.928	-55,20	96.640	40.468	-58,13
GUATEMALA	49	0	-100,00	680	0	-100,00
PANAMA	15.876	13.045	-17,83	30.826	25.830	-16,21
CHILE	0	1.067	--	0	2.415	--
ARGENTINA	457	1.830	300,44	667	3.295	394,00
BRAZIL	17.592	16.514	-6,13	35.160	31.476	-10,48
URUGUAY	769	167	-78,28	1.308	351	-73,17
PARAGUAY	0	1	--	0	5	--
ECUADOR	927	3.075	231,72	1.412	5.651	300,21
BAHAMAS	1.617	0	-100,00	2.186	0	-100,00
JAMAICA	310	0	-100,00	728	0	-100,00
PUERTO RICO	64	4.304	6.625,00	1.122	15.323	1.265,69
BELIZE	16	0	-100,00	22	0	-100,00
DOMINICAN REPUBLIC	214	181	-15,42	450	200	-55,56
COSTA RICA	1.224	0	-100,00	3.734	0	-100,00
BARBADOS	1.988	206	-89,64	2.607	297	-88,61
ARUBA	66	0	-100,00	116	0	-100,00
BERMUDA	248	374	50,81	2.568	1.678	-34,66
CAYMAN ISLANDS	6	0	-100,00	373	0	-100,00
FRENCH POLYNESIA	4.606	3.201	-30,50	7.566	8.591	13,55
MARTINIQUE	45	1.284	2.753,33	439	900	105,01
NETHERLANDS ANTILLES	20	76	280,00	431	1.146	165,89
TURKS AND CAICOS ISLANDS	0	700	--	0	1.158	--
GUADELOUPE	271	0	-100,00	1.766	0	-100,00
SAINT KITTS AND NEVIS	12	0	-100,00	177	0	-100,00
UNITED KINGDOM	100.747	89.406	-11,26	315.884	434.144	37,44
NETHERLANDS	74.593	101.213	35,69	1.520.303	1.725.659	13,51
FRANCE	31.587	25.890	-18,04	147.960	111.400	-24,71
GERMANY, FED. REP. OF	59.332	127.746	115,31	316.365	695.178	119,74
AUSTRIA	4.470	51	-98,86	36.517	705	-98,07
BELGIUM	345.696	107.838	-68,81	1.204.294	488.714	-59,42
SWITZERLAND	6.274	19.272	207,17	40.879	130.328	218,81
DENMARK	18.640	189	-98,99	19.804	1.873	-90,54
NORWAY	2.497	1.948	-21,99	44.008	28.031	-36,30

TABEL 5. PERKEMBANGAN EKSPOR INDONESIA MENURUT KOMODITI DAN NEGARA TUJUAN

JENIS BARANG	BERAT BERSIH (KG)		PERUB	NILAI FOB (US \$)		PERUB
	JAN-MAR 2007	JAN-MAR 2008	%	JAN-MAR 2007	JAN-MAR 2008	%
	(1)	(2)	(3)	(4)	(5)	(6)
SWEDEN	10.276	598	-94,18	70.704	2.795	-96,05
FINLAND	947	2.009	112,14	1.868	14.771	690,74
IRELAND	2.538	1.517	-40,23	4.750	2.554	-46,23
ITALY	151.810	150.370	-0,95	1.139.397	1.117.975	-1,88
SPAIN	54.227	70.858	30,67	334.455	355.294	6,23
PORTUGAL	1.118	464	-58,50	5.171	1.231	-76,19
GREECE	7.121	4.399	-38,22	31.456	18.729	-40,46
DEMOCRATIC REPUBLIC OF THE CO	952	0	-100,00	8.420	0	-100,00
POLAND	31	1.263	3.974,19	595	7.980	1.241,18
YUGOSLAVIA	1.814	0	-100,00	3.214	0	-100,00
ESTONIA	0	11	--	0	166	--
CROATIA	116	713	514,66	826	2.076	151,33
CZECH REPUBLIC	0	28	--	0	66	--
RUSSIA FEDERATION	68	312	358,82	1.553	7.440	379,07
-BARANG DARI LOGAM MULIA	86.517	72.008	-16,77	32.514.791	39.419.786	21,24
JAPAN	2.329	557	-76,08	278.570	269.519	-3,25
HONG KONG	4.329	2.889	-33,26	561.097	4.058.881	623,38
KOREA, REPUBLIC OF	112	191	70,54	28.791	47.028	63,34
TAIWAN	0	14	--	0	3.540	--
CHINA	0	32	--	0	2.169	--
THAILAND	784	862	9,95	504.567	596.518	18,22
SINGAPORE	45.917	43.378	-5,53	5.081.396	5.534.778	8,92
MALAYSIA	82	75	-8,54	3.698	3.837	3,76
BRUNEI DARUSSALAM	780	0	-100,00	1.304	0	-100,00
VIET NAM	2	0	-100,00	18	0	-100,00
MALDIVES	78	0	-100,00	8.086	0	-100,00
INDIA	383	0	-100,00	4.059	0	-100,00
TURKEY	574	286	-50,17	254.141	213.488	-16,00
UNITED ARAB EMIRATES	671	600	-10,58	8.998.276	13.002.785	44,50
BAHRAIN	0	1	--	0	50	--
EGYPT	5	0	-100,00	3.643	0	-100,00
REUNION	127	61	-51,97	173	419	142,20
SEYCHELLES	8	0	-100,00	1.700	0	-100,00
SOUTH AFRICA	9	0	-100,00	18	0	-100,00
AUSTRALIA	1.981	1.672	-15,60	73.808	80.086	8,51
NEW ZEALAND	152	6	-96,05	6.419	6.814	6,15
NEW CALEDONIA	103	83	-19,42	69	3.614	5.137,68
SAINT VINCENT AND THE GRENADIN	0	4	--	0	15	--
UNITED STATES	11.067	8.608	-22,22	15.122.990	10.213.111	-32,47
CANADA	2.512	612	-75,64	24.936	92.636	271,50
MEXICO	9	6	-33,33	205	116	-43,41
BRAZIL	55	32	-41,82	3.246	3.429	5,64
PUERTO RICO	4	60	1.400,00	3.391	44.791	1.220,88
COSTA RICA	4	0	-100,00	30	0	-100,00
BERMUDA	2	0	-100,00	14	0	-100,00
CAYMAN ISLANDS	36	0	-100,00	1.939	0	-100,00
NETHERLANDS ANTILLES	42	0	-100,00	1.370	0	-100,00
SAINT KITTS AND NEVIS	14	0	-100,00	204	0	-100,00
UNITED KINGDOM	915	869	-5,03	212.665	189.555	-10,87
NETHERLANDS	5.884	5.127	-12,87	261.781	272.321	4,03
FRANCE	1.610	728	-54,78	6.271	28.926	361,27
GERMANY, FED. REP. OF	1.093	1.609	47,21	353.572	1.161.541	228,52
AUSTRIA	32	0	-100,00	4.150	0	-100,00
BELGIUM	26	120	361,54	3.519	15.435	338,62
SWITZERLAND	124	149	20,16	96.744	264.088	172,98
DENMARK	20	69	245,00	56.687	209.502	269,58
NORWAY	121	258	113,22	63.193	74.747	18,28
SWEDEN	8	0	-100,00	1.866	0	-100,00
ITALY	2.951	2.093	-29,07	306.625	2.902.714	846,67
SPAIN	1.460	802	-45,07	155.818	94.807	-39,16
ICELAND	10	14	40,00	19.902	20.648	3,75
GREECE	34	76	123,53	866	2.961	241,92
HUNGARY	46	0	-100,00	839	0	-100,00
POLAND	0	10	--	0	9	--
CZECH REPUBLIC	0	55	--	0	4.908	--
RUSSIA FEDERATION	12	0	-100,00	2.135	0	-100,00
-PETI KEMAS	11.423.094	5.802.484	-49,20	12.025.011	7.071.239	-41,20
JAPAN	88.725	62.559	-29,49	109.809	145.475	32,48
PAPUA NEW GUINEA	5.350	0	-100,00	24.935	0	-100,00
THAILAND	3.401	37.431	1.000,59	10.000	31.821	218,21
SINGAPORE	1.852.004	271.495	-85,34	1.473.313	168.321	-88,58
MALAYSIA	6.900	4.701	-31,87	6.000	20.100	235,00
VIET NAM	9.600	0	-100,00	14.774	0	-100,00
INDIA	0	67.858	--	0	430.000	--
AUSTRALIA	0	12.000	--	0	118.022	--
NEW ZEALAND	0	3.490	--	0	50.000	--

TABEL 5. PERKEMBANGAN EKSPOR INDONESIA MENURUT KOMODITI DAN NEGARA TUJUAN

JENIS BARANG	BERAT BERSIH (KG)		PERUB	NILAI FOB (US \$)		PERUB
	JAN-MAR 2007	JAN-MAR 2008	%	JAN-MAR 2007	JAN-MAR 2008	%
	(1)	(2)	(3)	(4)	(5)	(6)
UNITED STATES	2.670.114	2.542.000	-4,80	3.574.780	3.024.000	-15,41
BARBADOS	1.390.000	0	-100,00	1.020.000	0	-100,00
BERMUDA	2.806.000	2.200.000	-21,60	2.560.000	2.250.000	-12,11
GERMANY, FED. REP. OF	2.591.000	600.950	-76,81	3.231.400	833.500	-74,21
-KOMPUTER DAN BAGIANNYA	12.298.285	8.221.258	-33,15	307.707.451	185.191.645	-39,82
JAPAN	672.119	621.071	-7,60	29.941.945	41.382.570	38,21
HONG KONG	567.776	352.633	-37,89	4.139.216	2.669.168	-35,52
KOREA, REPUBLIC OF	117.614	97.088	-17,45	1.378.954	876.280	-36,45
TAIWAN	155.658	86.223	-44,61	2.267.102	1.068.122	-52,89
CHINA	1.463.490	1.736.488	18,65	46.223.967	40.754.646	-11,83
MACAU	99	0	-100,00	2.073	0	-100,00
THAILAND	150.785	234.429	55,47	7.540.859	7.003.561	-7,13
SINGAPORE	2.201.762	1.810.292	-17,78	70.693.829	46.033.801	-34,88
PHILIPPINES	143.833	135.765	-5,61	2.023.154	2.129.071	5,24
MALAYSIA	543.073	369.462	-31,97	12.535.434	3.408.842	-72,81
NEPAL	902	730	-19,07	26.190	19.681	-24,85
VIET NAM	34.495	53.259	54,40	476.847	518.036	8,64
MALDIVES	100	1.951	1.851,00	600	2.785	364,17
INDIA	467.703	155.370	-66,78	8.187.630	1.957.574	-76,09
PAKISTAN	5.788	0	-100,00	113.410	0	-100,00
BANGLADESH	2.409	0	-100,00	52.167	0	-100,00
SRI LANKA	6.562	0	-100,00	29.383	0	-100,00
IRAN (ISLAMIC REPUBLIC OF)	22.635	630	-97,22	1.046.004	61.790	-94,09
SAUDI ARABIA	7.451	0	-100,00	174.164	0	-100,00
ISRAEL	0	238	--	0	8.378	--
KUWAIT	0	3	--	0	60	--
JORDAN	13.999	0	-100,00	50.289	0	-100,00
YEMEN	5.349	100	-98,13	167.963	21.893	-86,97
TURKEY	49.760	1	-100,00	1.095.906	6	-100,00
UNITED ARAB EMIRATES	392.985	295.156	-24,89	6.410.082	3.125.402	-51,24
EGYPT	124.105	0	-100,00	2.966.597	0	-100,00
ALGERIA	7.746	605	-92,19	211.804	21.887	-89,67
KENYA	500	0	-100,00	2.500	0	-100,00
GHANA	47	0	-100,00	40	0	-100,00
NIGERIA	13.441	900	-93,30	87.644	1.100	-98,74
UGANDA	1.100	0	-100,00	5.500	0	-100,00
SOUTH AFRICA	23.881	44.765	87,45	595.778	55.837	-90,63
MALAWI	100	0	-100,00	500	0	-100,00
AUSTRALIA	95.071	39.393	-58,56	2.124.356	1.381.395	-34,97
NEW ZEALAND	0	283	--	0	13.198	--
EAST TIMOR	23.028	6.142	-73,33	455.472	57.307	-87,42
UNITED STATES	1.195.343	636.748	-46,73	24.812.303	12.561.611	-49,37
CANADA	13.015	556	-95,73	336.400	50.115	-85,10
MEXICO	252.630	50.967	-79,83	5.817.615	686.489	-88,20
CUBA	0	740	--	0	66.995	--
CHILE	9.639	19.483	102,13	82.328	227.924	176,85
ARGENTINA	28.917	0	-100,00	246.984	0	-100,00
BRAZIL	767.931	196.698	-74,39	13.464.699	1.208.139	-91,03
COLOMBIA	16.810	30.550	81,74	173.807	401.994	131,29
URUGUAY	1.840	0	-100,00	9.360	0	-100,00
PERU	0	24.926	--	0	297.476	--
PUERTO RICO	0	4	--	0	200	--
BELIZE	0	85	--	0	1.260	--
NETHERLANDS ANTILLES	33	0	-100,00	6.780	0	-100,00
UNITED KINGDOM	8.808	13.371	51,81	133.617	330.742	147,53
NETHERLANDS	1.682.233	995.051	-40,85	43.001.640	12.592.870	-70,72
FRANCE	1.055	96	-90,90	23.664	1.615	-93,18
GERMANY, FED. REP. OF	714.622	703	-99,90	8.425.139	24.331	-99,71
BELGIUM	7.529	5.477	-27,25	150.932	48.948	-67,57
SWITZERLAND	0	569	--	0	90.281	--
DENMARK	1	0	-100,00	156	0	-100,00
NORWAY	340	0	-100,00	6.500	0	-100,00
FINLAND	10.951	187.973	1.616,49	168.231	2.667.053	1.485,35
IRELAND	101.973	13.494	-86,77	5.326.480	1.303.849	-75,52
ITALY	259	362	39,77	5.202	9.583	84,22
SPAIN	235	23	-90,21	9.968	466	-95,33
PORTUGAL	648	0	-100,00	18.177	0	-100,00
HUNGARY	62.671	155	-99,75	2.380.503	17.004	-99,29
POLAND	9.267	215	-97,68	169.191	29.706	-82,44
ROMANIA	9.461	0	-100,00	259.604	0	-100,00
UKRAINE	1.332	0	-100,00	24.372	0	-100,00
CZECH REPUBLIC	82.802	35	-99,96	1.591.052	604	-99,96
RUSSIA FEDERATION	2.574	0	-100,00	35.388	0	-100,00
-KENDARAAN BERMOTOR RODA 2 D	902.098	1.867.267	106,99	7.002.860	15.382.432	119,66
JAPAN	45.488	32.004	-29,64	582.482	239.581	-58,87
HONG KONG	85	0	-100,00	835	0	-100,00

TABEL 5. PERKEMBANGAN EKSPOR INDONESIA MENURUT KOMODITI DAN NEGARA TUJUAN

JENIS BARANG	BERAT BERSIH (KG)		PERUB	NILAI FOB (US \$)		PERUB
	JAN-MAR 2007	JAN-MAR 2008	%	JAN-MAR 2007	JAN-MAR 2008	%
	(1)	(2)	(3)	(4)	(5)	(6)
KOREA, REPUBLIC OF	1.024	389	-62,01	14.724	5.500	-62,65
TAIWAN	456	0	-100,00	2.500	0	-100,00
CHINA	5.510	0	-100,00	9.900	0	-100,00
PAPUA NEW GUINEA	0	444	--	0	425	--
THAILAND	1.313	1.064	-18,96	15.264	12.696	-16,82
PHILIPPINES	356.660	1.691.533	374,27	2.806.236	13.583.711	384,05
MALAYSIA	3.851	6.000	55,80	23.448	666.670	2.743,18
VIET NAM	6.800	0	-100,00	59.600	0	-100,00
MALDIVES	2.880	0	-100,00	24.144	0	-100,00
INDIA	399	3.705	828,57	7.437	28.966	289,49
PAKISTAN	0	3.200	--	0	16.813	--
TANZANIA, UNITED REPUBLIC OF	0	1.429	--	0	674	--
ANGOLA	21.600	0	-100,00	138.060	0	-100,00
BURKINA FASO	0	17.280	--	0	122.400	--
GAMBIA	1.344	0	-100,00	944	0	-100,00
DJIBOUTI	7.200	0	-100,00	46.740	0	-100,00
AUSTRALIA	60.131	4.775	-92,06	625.847	27.402	-95,62
NEW ZEALAND	0	2.403	--	0	3.152	--
EAST TIMOR	0	30.539	--	0	329.192	--
UNITED STATES	460	738	60,43	1.684	2.798	66,15
CANADA	3.490	1.178	-66,25	9.951	2.179	-78,10
MEXICO	53.551	0	-100,00	461.412	0	-100,00
GUATEMALA	2.880	0	-100,00	19.200	0	-100,00
CHILE	11.520	0	-100,00	96.624	0	-100,00
BRAZIL	4.434	0	-100,00	26.046	0	-100,00
COLOMBIA	210.727	45.380	-78,47	1.327.296	253.936	-80,87
DOMINICAN REPUBLIC	62.760	0	-100,00	397.480	0	-100,00
BERMUDA	2.880	0	-100,00	24.432	0	-100,00
UNITED KINGDOM	3.652	4.694	28,53	1.980	15.000	657,58
NETHERLANDS	2.935	3.450	17,55	8.094	8.537	5,47
FRANCE	1.255	985	-21,51	3.814	3.872	1,52
GERMANY, FED. REP. OF	290	510	75,86	3.242	1.068	-67,06
AUSTRIA	0	125	--	0	339	--
BELGIUM	435	7.548	1.635,17	1.532	34.298	2.138,77
SWITZERLAND	500	0	-100,00	3.226	0	-100,00
NORWAY	0	400	--	0	2.000	--
FINLAND	0	573	--	0	6.127	--
ITALY	24.519	4.846	-80,24	245.986	10.639	-95,67
SPAIN	148	2.075	1.302,03	100	4.457	4.357,00
GREECE	921	0	-100,00	12.600	0	-100,00
-KENDARAAN BERMOTOR RODA 4 D	29.129.317	49.309.308	69,28	172.586.891	350.791.428	103,25
JAPAN	182.816	2.927.002	1.501,06	1.448.590	19.671.511	1.257,98
HONG KONG	3.600	4.200	16,67	46.000	67.596	46,95
TAIWAN	4.857	677.655	13.852,13	16.469	3.676.811	22.225,65
CHINA	1.695	0	-100,00	11.412	0	-100,00
PAPUA NEW GUINEA	21	2.000	9.423,81	163	8.500	5.114,72
THAILAND	2.265.987	3.242.443	43,09	10.958.746	19.937.971	81,94
SINGAPORE	874.999	530.669	-39,35	1.427.169	2.708.073	89,75
PHILIPPINES	3.716.395	3.976.290	6,99	18.355.413	22.982.881	25,21
MALAYSIA	4.147.766	7.612.731	83,54	22.152.482	69.022.349	211,58
MYANMAR (FORM. BURMA)	15.000	477.825	3.085,50	75.729	2.395.668	3.063,48
BRUNEI DARUSSALAM	585.438	472.030	-19,37	3.421.464	3.062.746	-10,48
NEPAL	5.051	10.170	101,35	26.832	56.946	112,23
VIET NAM	1.061.354	1.660.419	56,44	5.666.061	8.286.928	46,26
MALDIVES	69	0	-100,00	262	0	-100,00
PAKISTAN	254.000	241.200	-5,04	1.673.316	1.388.700	-17,01
BANGLADESH	19.219	47.250	145,85	115.169	283.996	146,59
SRI LANKA	61.913	125.215	102,24	314.398	632.711	101,25
SAUDI ARABIA	3.772.195	10.356.219	174,54	28.781.552	67.697.858	135,21
KUWAIT	369.770	527.850	42,75	2.997.539	3.991.779	33,17
JORDAN	8.457	74.354	779,20	46.760	551.212	1.078,81
LEBANON	266.118	406.265	52,66	2.415.808	3.005.348	24,40
YEMEN	72.136	197.809	174,22	352.238	1.154.943	227,89
OMAN	867.149	1.422.548	64,05	7.550.665	12.802.719	69,56
SYRIA ARAB REPUBLIC	144.863	178.375	23,13	886.615	1.269.506	43,19
UNITED ARAB EMIRATES	2.750.304	3.131.629	13,86	26.070.495	42.376.529	62,55
QATAR	246.441	179.387	-27,21	2.123.522	1.627.894	-23,34
BAHRAIN	132.291	327.398	147,48	1.177.952	2.876.717	144,21
EGYPT	404.273	931.265	130,36	2.227.986	5.529.981	148,21
LIBYAN ARAB JAMAHIRIYA	11.820	12.573	6,37	75.295	86.642	15,07
MOROCCO	0	144.950	--	0	797.420	--
ALGERIA	2.540	15.120	495,28	17.699	131.796	644,65
SUDAN	0	99.539	--	0	878.426	--
TANZANIA, UNITED REPUBLIC OF	0	9.500	--	0	34.578	--
MADAGASCAR	0	38.981	--	0	211.949	--
KENYA	0	48.789	--	0	260.008	--
MOZAMBIQUE	0	30.365	--	0	150.795	--

TABEL 5. PERKEMBANGAN EKSPOR INDONESIA MENURUT KOMODITI DAN NEGARA TUJUAN

JENIS BARANG	BERAT BERSIH (KG)		PERUB	NILAI FOB (US \$)		PERUB
	JAN-MAR 2007	JAN-MAR 2008	%	JAN-MAR 2007	JAN-MAR 2008	%
	(1)	(2)	(3)	(4)	(5)	(6)
GHANA	9.499	42.034	342,51	57.731	182.620	216,33
ANGOLA	35.123	119.627	240,59	195.031	680.811	249,08
NIGERIA	0	423.061	--	0	2.340.682	--
GABON	0	30.517	--	0	258.389	--
SEYCHELLES	0	1.340	--	0	10.054	--
SOUTH AFRICA	4.547.014	4.368.922	-3,92	21.823.241	21.069.189	-3,46
MAURITIUS	5.516	28.782	421,79	51.000	157.474	208,77
AUSTRALIA	698.386	244.476	-64,99	2.464.001	1.458.133	-40,82
NEW ZEALAND	27.840	58.750	111,03	163.809	374.750	128,77
SAINT VINCENT AND THE GRENADIN	2.320	8.254	255,78	10.087	47.185	367,78
VANUATU	3.480	10.678	206,84	17.875	27.294	52,69
AMERICAN SAMOA	3.610	0	-100,00	30.886	0	-100,00
FIJI	8.119	6.038	-25,63	41.676	39.895	-4,27
MARSHALL ISLANDS	0	3.455	--	0	20.167	--
SOLOMON ISLANDS	0	12.919	--	0	29.888	--
EAST TIMOR	0	63.852	--	0	450.991	--
UNITED STATES	9.500	78.954	731,09	6.600	574.125	8.598,86
CANADA	0	2.000	--	0	7.000	--
MEXICO	286.450	939.025	227,81	1.525.611	5.231.953	242,94
GUATEMALA	70.900	0	-100,00	359.902	0	-100,00
HONDURAS	13.920	17.932	28,82	65.047	100.865	55,06
NICARAGUA	11.925	37.677	215,95	60.882	260.728	328,25
PANAMA	78.740	101.585	29,01	406.637	583.206	43,42
SURINAME	0	5.867	--	0	25.200	--
CHILE	463.313	1.028.560	122,00	2.178.872	5.705.213	161,84
VENEZUELA	3.470	813.746	23.350,89	93.389	6.800.756	7.182,18
PARAGUAY	0	7.560	--	0	66.714	--
PERU	0	13.167	--	0	111.769	--
GUYANA	0	1.340	--	0	8.770	--
TRINIDAD AND TOBAGO	0	73.988	--	0	476.409	--
BAHAMAS	0	7.379	--	0	41.544	--
JAMAICA	0	25.870	--	0	152.374	--
PUERTO RICO	10.770	42.176	291,61	56.846	258.875	355,40
DOMINICAN REPUBLIC	48.050	93.170	93,90	260.378	838.530	222,04
COSTA RICA	13.920	146.112	949,66	64.899	769.516	1.085,71
BARBADOS	41.677	38.807	-6,89	233.071	235.365	0,98
ANTIGUA AND BARBUDA	15.080	0	-100,00	65.227	0	-100,00
ANGUILLA	1.160	0	-100,00	4.919	0	-100,00
ARUBA	0	16.450	--	0	89.544	--
BERMUDA	12.700	17.649	38,97	80.378	107.602	33,87
DOMINICA	48.833	16.307	-66,61	250.183	98.832	-60,50
FRENCH POLYNESIA	6.105	37.951	521,64	37.250	160.910	331,97
GRENADA	10.919	3.854	-64,70	58.233	23.936	-58,90
NETHERLANDS ANTILLES	1.160	6.929	497,33	4.919	12.993	164,14
SAINT LUCIA	14.580	40.537	178,03	81.973	249.350	204,19
SAINT KITTS AND NEVIS	4.990	8.719	74,73	29.499	51.894	75,92
UNITED KINGDOM	10.187	10.100	-0,85	45.400	72.750	60,24
NETHERLANDS	6.576	0	-100,00	6.700	0	-100,00
FRANCE	70.999	3.571	-94,97	50.028	49.802	-0,45
GERMANY, FED. REP. OF	1.507	42.854	2.743,66	34.910	468.232	1.241,25
BELGIUM	0	66.102	--	0	384.662	--
IRELAND	259.040	0	-100,00	1.220.000	0	-100,00
ITALY	0	650	--	0	5.000	--
DEMOCRATIC REPUBLIC OF THE CO	23.402	0	-100,00	16.000	0	-100,00
-SUKU CADANG MESIN	26.988.746	32.955.505	22,11	223.058.265	243.424.546	9,13
JAPAN	7.897.626	9.700.429	22,83	16.125.087	19.594.947	21,52
HONG KONG	40.950	7.858	-80,81	582.465	494.164	-15,16
KOREA, REPUBLIC OF	1.548.251	2.052.326	32,56	1.513.921	2.273.333	50,16
TAIWAN	53.698	48.108	-10,41	139.587	140.076	0,35
CHINA	716.467	439.891	-38,60	2.402.906	2.328.883	-3,08
MONGOLIA	19.473	0	-100,00	69.444	0	-100,00
PAPUA NEW GUINEA	3.291	55.492	1.586,17	2.008	329.780	16.323,31
THAILAND	5.323.260	6.988.206	31,28	8.547.422	11.296.237	32,16
SINGAPORE	4.883.070	5.971.060	22,28	148.958.887	166.042.765	11,47
PHILIPPINES	85.647	108.785	27,02	258.216	1.010.202	291,22
MALAYSIA	740.219	1.956.544	164,32	13.808.488	11.843.956	-14,23
BRUNEI DARUSSALAM	443	310	-30,02	3.082	29.046	842,44
VIET NAM	78.336	79.390	1,35	501.468	954.115	90,26
INDIA	277.985	559.419	101,24	1.051.852	1.323.398	25,82
SRI LANKA	13	5	-61,54	29	2.444	8.327,59
IRAN (ISLAMIC REPUBLIC OF)	157.357	0	-100,00	410.086	0	-100,00
SAUDI ARABIA	29.382	86.305	193,73	129.446	340.549	163,08
OMAN	0	15.337	--	0	67.049	--
SYRIA ARAB REPUBLIC	2.813	6.058	115,36	35.414	43.087	21,67
UNITED ARAB EMIRATES	34.501	127.106	268,41	173.408	495.809	185,92
QATAR	15.000	80	-99,47	340.854	59	-99,98
EGYPT	0	3.762	--	0	188.566	--

TABEL 5. PERKEMBANGAN EKSPOR INDONESIA MENURUT KOMODITI DAN NEGARA TUJUAN

JENIS BARANG	BERAT BERSIH (KG)		PERUB	NILAI FOB (US \$)		PERUB
	JAN-MAR 2007	JAN-MAR 2008	%	JAN-MAR 2007	JAN-MAR 2008	%
(1)	(2)	(3)	(4)	(5)	(6)	(7)
LIBYAN ARAB JAMAHIRIYA	3.274	12.929	294,90	17.892	78.696	339,84
MOROCCO	251	0	-100,00	3.171	0	-100,00
TUNISIA	410	0	-100,00	3.779	0	-100,00
ALGERIA	0	256	--	0	7.462	--
SUDAN	20.621	61.810	199,74	349.272	296.074	-15,23
MADAGASCAR	1.750	0	-100,00	24.209	0	-100,00
KENYA	49	0	-100,00	49	0	-100,00
ANGOLA	6.596	70	-98,94	160.078	1.278	-99,20
NIGERIA	117.424	11.041	-90,60	1.465.006	175.485	-88,02
UGANDA	192	0	-100,00	192	0	-100,00
SOUTH AFRICA	21.983	110.503	402,67	67.563	430.817	537,65
ZAMBIA	0	18.000	--	0	702.247	--
AUSTRALIA	329.796	120.413	-63,49	2.250.454	975.121	-56,67
NEW ZEALAND	3.793	16.346	330,95	21.917	119.658	445,96
MARSHALL ISLANDS	0	35	--	0	2.000	--
EAST TIMOR	0	1.389	--	0	1.003	--
UNITED STATES	1.099.210	918.584	-16,43	9.787.771	7.389.205	-24,51
CANADA	73.356	195.392	166,36	154.591	545.083	252,60
MEXICO	3.896	34.711	790,94	1.371.638	322.171	-76,51
CHILE	0	25.161	--	0	89.906	--
ARGENTINA	150	864	476,00	13.627	6.255	-54,10
BRAZIL	581.724	792.002	36,15	1.631.178	2.782.053	70,55
COLOMBIA	0	55	--	0	9.969	--
PERU	154	0	-100,00	13.627	0	-100,00
PUERTO RICO	534	3	-99,44	59.839	150	-99,75
UNITED KINGDOM	2.443.387	1.560.101	-36,15	4.947.296	4.825.242	-2,47
NETHERLANDS	128.234	112.629	-12,17	3.165.446	1.924.667	-39,20
FRANCE	11.841	39.238	231,37	925.384	351.622	-62,00
GERMANY, FED. REP. OF	143.469	311.998	117,47	968.676	1.806.560	86,50
BELGIUM	72.535	389.828	437,43	200.068	1.442.541	621,03
SWITZERLAND	76	268	252,63	15.850	14.651	-7,56
NORWAY	0	959	--	0	116.551	--
SWEDEN	55	5	-90,91	11.260	392	-96,52
FINLAND	106	0	-100,00	25.350	0	-100,00
IRELAND	15.541	10.696	-31,18	250.527	89.011	-64,47
ITALY	0	2.799	--	0	91.423	--
GREECE	2	1	-50,00	159	20	-87,42
HUNGARY	466	0	-100,00	94.311	0	-100,00
KAZAKHSTAN	0	2	--	0	54	--
SLOVAKIA	52	0	-100,00	1.568	0	-100,00
CZECH REPUBLIC	37	196	429,73	2.447	128	-94,77
RUSSIA FEDERATION	0	750	--	0	28.586	--
-SUKU CADANG KENDARAAN	37.779.154	45.578.174	20,64	270.320.325	317.706.772	17,53
JAPAN	10.725.684	11.730.861	9,37	66.851.609	66.773.422	-0,12
HONG KONG	13.288	32.592	145,27	151.651	358.297	136,26
KOREA, REPUBLIC OF	42.213	100.014	136,93	279.883	774.897	176,86
TAIWAN	870.749	838.092	-3,75	7.762.446	7.949.654	2,41
CHINA	996.909	1.347.401	35,16	12.559.425	15.926.199	26,81
PAPUA NEW GUINEA	404	13.480	3.236,63	4.145	92.169	2.123,62
THAILAND	4.772.270	6.185.856	29,62	39.515.703	53.782.563	36,10
SINGAPORE	4.883.032	6.077.635	24,46	30.201.034	38.793.151	28,45
PHILIPPINES	1.573.915	2.829.730	79,79	9.918.194	16.044.022	61,76
MALAYSIA	1.706.084	4.365.455	155,88	11.112.902	27.375.833	146,34
MYANMAR (FORM. BURMA)	0	1.183	--	0	8.014	--
CAMBODIA	0	2.958	--	0	20.236	--
BRUNEI DARUSSALAM	3.254	1.518	-53,35	26.465	19.016	-28,15
LAO PEOPLE'S DEMOCRATIC REPUB	0	260	--	0	2.567	--
NEPAL	0	184	--	0	1.014	--
VIET NAM	967.280	1.271.215	31,42	6.830.881	8.716.254	27,60
MALDIVES	590	639	8,31	1.587	820	-48,33
INDIA	581.232	604.552	4,01	4.822.485	4.845.817	0,48
PAKISTAN	411.135	517.140	25,78	2.431.903	2.223.716	-8,56
BANGLADESH	46.620	120.784	159,08	73.935	245.214	231,66
SRI LANKA	48.213	51.198	6,19	177.697	140.023	-21,20
IRAN (ISLAMIC REPUBLIC OF)	125.987	297.014	135,75	543.699	885.698	62,90
SAUDI ARABIA	26.810	29.897	11,51	92.766	208.723	125,00
ISRAEL	0	3.137	--	0	36.412	--
KUWAIT	619	16.923	2.633,93	3.988	59.897	1.401,93
JORDAN	5.728	16.799	193,28	25.695	73.751	187,02
LEBANON	11.121	0	-100,00	67.771	0	-100,00
YEMEN	757	3.445	355,09	9.622	52.931	450,10
OMAN	210	73.239	34.775,71	1.388	97.867	6.950,94
TURKEY	140.363	575.050	309,69	631.506	6.244.261	888,79
UNITED ARAB EMIRATES	270.339	341.956	26,49	437.320	835.615	91,08
QATAR	698	916	31,23	5.397	7.294	35,15
BAHRAIN	0	97	--	0	1.331	--
CYPRUS	3.259	9.211	182,63	43.952	83.218	89,34

TABEL 5. PERKEMBANGAN EKSPOR INDONESIA MENURUT KOMODITI DAN NEGARA TUJUAN

JENIS BARANG	BERAT BERSIH (KG)		PERUB	NILAI FOB (US \$)		PERUB
	JAN-MAR 2007	JAN-MAR 2008	%	JAN-MAR 2007	JAN-MAR 2008	%
	(1)	(2)	(3)	(4)	(5)	(6)
EGYPT	182.030	199.130	9,39	737.177	770.294	4,49
LIBYAN ARAB JAMAHIRIYA	304	0	-100,00	4.891	0	-100,00
TUNISIA	31.706	17.676	-44,25	63.383	39.071	-38,36
KENYA	0	8	--	0	10	--
GHANA	0	3.200	--	0	10.000	--
GUINEA	5	0	-100,00	68	0	-100,00
NIGERIA	158	0	-100,00	128	0	-100,00
MAURITANIA	5.904	12.630	113,92	12.630	28.210	123,36
SOUTH AFRICA	381.402	529.327	38,78	4.064.843	5.109.822	25,71
MAURITIUS	0	12	--	0	30	--
AUSTRALIA	191.511	258.324	34,89	1.923.145	2.483.174	29,12
NEW ZEALAND	35.083	2.020	-94,24	199.215	26.458	-86,72
FIJI	4.332	973	-77,54	10.616	8.391	-20,96
SOLOMON ISLANDS	16	0	-100,00	332	0	-100,00
EAST TIMOR	0	49.726	--	0	46.706	--
UNITED STATES	3.635.324	1.587.410	-56,33	33.352.553	13.272.317	-60,21
CANADA	106.921	18.460	-82,73	377.471	183.668	-51,34
MEXICO	15.649	67.484	331,24	28.768	993.864	3.354,76
GUATEMALA	383	78	-79,63	4.223	2.461	-41,72
HONDURAS	0	42.446	--	0	166.320	--
NICARAGUA	0	1.148	--	0	9.255	--
PANAMA	6.934	288	-95,85	68.724	4.346	-93,68
CHILE	1.607	8.597	434,97	21.114	53.229	152,10
VENEZUELA	5.748	6.390	11,17	83.154	95.017	14,27
ARGENTINA	351.190	196.192	-44,14	1.926.854	1.542.976	-19,92
BRAZIL	557.057	891.634	60,06	6.287.640	10.859.880	72,72
COLOMBIA	24.621	25.061	1,79	40.939	50.538	23,45
PERU	22.978	51.749	125,21	39.601	83.545	110,97
TRINIDAD AND TOBAGO	330	483	46,36	4.675	8.042	72,02
BAHAMAS	0	58	--	0	600	--
JAMAICA	110	201	82,73	681	1.808	165,49
PUERTO RICO	8.271	21.016	154,09	82.799	167.276	102,03
DOMINICAN REPUBLIC	9.683	266	-97,25	53.070	2.872	-94,59
EL SALVADOR	852	1.070	25,59	6.106	6.605	8,17
COSTA RICA	6.246	127	-97,97	57.210	969	-98,31
HAITI	50	0	-100,00	1.236	0	-100,00
BARBADOS	196	1.266	545,92	3.127	10.073	222,13
ARUBA	176	327	85,80	4.326	3.179	-26,51
BERMUDA	69	245	255,07	860	2.124	146,98
CAYMAN ISLANDS	48	14	-70,83	826	201	-75,67
DOMINICA	177	574	224,29	3.146	8.968	185,06
GRENADA	113	692	512,39	1.782	4.893	174,58
UNITED KINGDOM	874.245	1.345.766	53,93	11.265.571	16.369.626	45,31
NETHERLANDS	487.271	545.318	11,91	2.080.986	2.198.215	5,63
FRANCE	10.420	159	-98,47	92.401	2.338	-97,47
GERMANY, FED. REP. OF	738.386	296.490	-59,85	3.546.446	1.514.374	-57,30
AUSTRIA	762	1.242	62,99	7.906	6.451	-18,40
BELGIUM	68.946	34.038	-50,63	473.467	270.776	-42,81
SWITZERLAND	1.228	12	-99,02	11.540	114	-99,01
DENMARK	107.391	66.305	-38,26	524.627	376.367	-28,26
NORWAY	137.480	65.134	-52,62	665.859	356.910	-46,40
SWEDEN	354.172	253.247	-28,50	1.732.534	1.366.478	-21,13
FINLAND	251.724	216.608	-13,95	1.542.710	1.123.457	-27,18
ITALY	402.335	373.188	-7,24	1.711.184	1.378.851	-19,42
SPAIN	63.806	168.586	164,22	563.566	1.153.045	104,60
PORTUGAL	29.709	71.239	139,79	94.649	227.574	140,44
GREECE	105.121	42.419	-59,65	448.704	205.795	-54,14
HUNGARY	138.664	459.873	231,65	685.287	1.826.011	166,46
POLAND	126.301	156.065	23,57	407.984	450.496	10,42
LITHUANIA	10.010	2.432	-75,70	50.000	8.121	-83,76
ESTONIA	0	10.075	--	0	51.313	--
SLOVAKIA	22.878	8.096	-64,61	61.229	22.779	-62,80
RUSSIA FEDERATION	32.358	5.149	-84,09	301.313	60.593	-79,89
-UBI KAYU OLAHAN	41.399.054	40.986.743	-1,00	4.565.348	6.923.884	51,66
JAPAN	130.000	134	-99,90	86.598	134	-99,85
HONG KONG	13.263	0	-100,00	3.750	0	-100,00
KOREA, REPUBLIC OF	6.050.000	3.721.796	-38,48	719.950	800.186	11,14
TAIWAN	13.659	704.715	5.059,35	3.439	135.508	3.840,33
CHINA	35.088.839	36.498.173	4,02	3.670.760	5.897.554	60,66
SINGAPORE	6.205	6.664	7,40	5.058	5.406	6,88
MALAYSIA	81.944	26.436	-67,74	38.580	17.644	-54,27
AUSTRALIA	445	0	-100,00	655	0	-100,00
UNITED STATES	0	5.567	--	0	18.301	--
UNITED KINGDOM	12.199	23.258	90,65	30.568	49.151	60,79
NETHERLANDS	2.500	0	-100,00	5.990	0	-100,00
-INDUSTRI LAINNYA	1.333.046.100	1.194.007.448	-10,43	1.042.273.288	1.281.876.795	22,99

TABEL 5. PERKEMBANGAN EKSPOR INDONESIA MENURUT KOMODITI DAN NEGARA TUJUAN

JENIS BARANG	BERAT BERSIH (KG)		PERUB	NILAI FOB (US \$)		PERUB
	JAN-MAR 2007	JAN-MAR 2008	%	JAN-MAR 2007	JAN-MAR 2008	%
	(1)	(2)	(3)	(4)	(5)	(6)
JAPAN	36.183.802	35.562.701	-1,72	130.001.593	123.987.057	-4,63
HONG KONG	3.691.842	4.721.307	27,88	11.582.098	8.343.573	-27,96
KOREA, REPUBLIC OF	25.838.063	27.212.123	5,32	36.713.282	31.696.213	-13,67
TAIWAN	18.073.523	24.072.283	33,19	14.761.461	20.042.778	35,78
CHINA	936.952.246	684.707.311	-26,92	58.314.769	59.542.005	2,10
MONGOLIA	40.832	16.279	-60,13	69.099	28.749	-58,39
MACAU	234.531	1.477.242	529,87	57.297	220.740	285,26
PAPUA NEW GUINEA	1.507.165	1.466.133	-2,72	1.383.073	2.767.413	100,09
THAILAND	16.143.753	24.366.531	50,93	66.269.480	74.759.985	12,81
SINGAPORE	75.177.540	43.379.955	-42,30	195.624.027	203.539.231	4,05
PHILIPPINES	7.075.242	10.752.817	51,98	20.451.084	23.732.584	16,05
MALAYSIA	32.730.199	44.632.826	36,37	66.229.250	72.043.210	8,78
MYANMAR (FORM. BURMA)	833.710	2.306.766	176,69	581.896	1.333.740	129,21
CAMBODIA	243.536	327.635	34,53	489.468	1.020.041	108,40
BRUNEI DARUSSALAM	106.548	1.054.514	889,71	351.120	1.420.486	304,56
LAO PEOPLE'S DEMOCRATIC REPUB	432.235	95.681	-77,86	1.710.257	399.075	-76,67
NEPAL	70.900	30.374	-57,16	133.986	86.692	-35,30
VIET NAM	7.170.348	13.044.027	81,92	17.157.025	35.891.613	109,19
MALDIVES	323.457	665.915	105,87	227.699	767.628	237,12
INDIA	16.688.731	16.950.350	1,57	29.745.750	25.876.438	-13,01
PAKISTAN	4.217.657	4.422.994	4,87	3.189.784	3.479.007	9,07
BANGLADESH	2.509.718	5.077.326	102,31	8.963.882	5.769.837	-35,63
SRI LANKA	1.951.828	2.633.915	34,95	4.681.212	5.888.161	25,78
AFGHANISTAN	10.196	0	-100,00	73.603	0	-100,00
IRAQ	0	1.547.185	--	0	9.700.235	--
IRAN (ISLAMIC REPUBLIC OF)	1.159.357	553.682	-52,24	856.995	1.668.857	94,73
SAUDI ARABIA	6.508.162	8.556.203	31,47	8.615.419	8.992.519	4,38
ISRAEL	0	94.020	--	0	219.543	--
KUWAIT	2.040.776	1.016.551	-50,19	727.577	1.188.190	63,31
JORDAN	76.609	323.518	322,30	452.255	902.808	99,62
LEBANON	120.489	248.714	106,42	352.508	359.726	2,05
YEMEN	79.752	103.962	30,36	233.764	302.291	29,31
OMAN	240.725	28.705	-88,08	1.043.925	328.386	-68,54
SYRIA ARAB REPUBLIC	33.549	214.797	540,25	133.585	319.707	139,33
TURKEY	1.126.471	1.852.613	64,46	1.983.008	2.915.486	47,02
UNITED ARAB EMIRATES	9.613.213	13.835.794	43,92	14.970.130	10.630.593	-28,99
QATAR	1.018.563	910.278	-10,63	963.588	622.956	-35,35
BAHRAIN	3.100.680	3.759.431	21,25	618.495	869.438	40,57
CYPRUS	59.511	12.556	-78,90	44.846	120.780	169,32
EGYPT	1.342.437	1.220.382	-9,09	1.103.661	865.560	-21,57
LIBYAN ARAB JAMAHIRIYA	63.888	279.467	337,43	252.270	1.067.586	323,19
MOROCCO	3.178	131.079	4.024,58	23.035	471.861	1.948,45
TUNISIA	17.326	287.940	1.561,90	64.778	851.624	1.214,68
ALGERIA	2.087.019	1.767.725	-15,30	5.428.849	6.014.110	10,78
SUDAN	142.155	103.615	-27,11	111.569	380.767	241,28
ERITREA	157	18.450	11.651,59	2.160	19.475	801,62
LESOTHO	47.800	0	-100,00	2.820	0	-100,00
NAMIBIA	75.690	46.224	-38,93	20.314	11.934	-41,25
ETHIOPIA	16.976	118	-99,30	2.492	1.232	-50,56
TANZANIA, UNITED REPUBLIC OF	191.293	151.904	-20,59	455.046	437.031	-3,96
MADAGASCAR	92.346	215.839	133,73	18.007	522.400	2.801,09
SOMALIA	320	0	-100,00	1.577	0	-100,00
KENYA	1.434.251	1.422.490	-0,82	787.603	2.198.619	179,15
REUNION	258.109	77.786	-69,86	201.383	92.251	-54,19
MOZAMBIQUE	40.500	87.617	116,34	53.528	398.591	644,64
EQUATORIAL GUINEA	1.675	7.220	331,04	5.365	8.075	50,51
TOGO	77.267	28.952	-62,53	165.824	91.418	-44,87
GHANA	1.131.411	1.803.161	59,37	1.565.731	2.529.747	61,57
LIBERIA	6.349	0	-100,00	7.650	0	-100,00
GUINEA	362.085	66.780	-81,56	613.520	149.124	-75,69
ANGOLA	38.506	344.626	794,99	32.689	425.072	1.200,35
CONGO	54.390	27.172	-50,04	11.422	68.846	502,75
CAMEROON	32.532	136.501	319,59	56.544	513.316	807,82
NIGERIA	1.969.911	2.976.922	51,12	3.404.490	5.481.558	61,01
SIERRA LEONE	46.218	12.100	-73,82	113.660	27.879	-75,47
GABON	115.976	26.596	-77,07	409.956	185.145	-54,84
COTE D'IVOIRE	43.097	118.697	175,42	138.873	745.600	436,89
SENEGAL	9.128	324.043	3.449,99	8.959	398.525	4.348,32
MAURITANIA	0	498	--	0	363	--
MALI	0	290	--	0	150	--
BENIN	265.795	407.626	53,36	318.737	489.584	53,60
BURKINA FASO	5.770	17.545	204,07	23.808	123.284	417,83
GAMBIA	12.622	6.343	-49,75	51.263	26.935	-47,46
U.S. VIRGIN ISLANDS	190	21.000	10.952,63	1.038	11.300	988,63
SEYCHELLES	45.126	20.654	-54,23	61.111	42.504	-30,45
UGANDA	2.539	109.983	4.231,74	16.482	562.035	3.309,99
NIGER	11.413	11.167	-2,16	41.844	122.659	193,13
DJIBOUTI	41.343	210.504	409,16	29.708	142.712	380,38

TABEL 5. PERKEMBANGAN EKSPOR INDONESIA MENURUT KOMODITI DAN NEGARA TUJUAN

JENIS BARANG	BERAT BERSIH (KG)		PERUB	NILAI FOB (US \$)		PERUB
	JAN-MAR 2007	JAN-MAR 2008	%	JAN-MAR 2007	JAN-MAR 2008	%
	(1)	(2)	(3)	(4)	(5)	(6)
SAO TOME AND PRINCIPE	0	194	--	0	210	--
SWAZILAND	33.666	12.198	-63,77	187.936	70.814	-62,32
SOUTH AFRICA	4.280.797	2.282.164	-46,69	3.032.736	3.730.320	23,00
ZIMBABWE	760	2.773	264,87	6.750	18.658	176,41
ZAMBIA	0	23.940	--	0	92.516	--
MALAWI	95.356	36.998	-61,20	86.774	49.650	-42,78
COMOROS	0	3.500	--	0	24.000	--
MAURITIUS	35.939	132.070	267,48	37.369	246.301	559,11
VIRGIN ISLANDS (BRITISH)	0	305	--	0	582	--
AUSTRALIA	13.611.642	14.070.136	3,37	37.640.324	29.877.951	-20,62
NEW ZEALAND	1.519.716	2.662.071	75,17	3.571.094	7.840.861	119,56
MICRONESIA, FEDERATED STATES (0	2.283	--	0	2.646	--
GUAM	7.027	33.090	370,90	9.464	111.323	1.076,28
PALAU	0	23	--	0	147	--
NEW CALEDONIA	129.621	96.937	-25,22	192.841	150.215	-22,10
NORTHERN MARIANA ISLANDS	9.977	0	-100,00	2.856	0	-100,00
SAINT VINCENT AND THE GRENADIN	12	562	4.583,33	25	971	3.784,00
VANUATU	65.558	18.188	-72,26	66.192	35.043	-47,06
WALLIS AND FUTUNA ISLANDS	0	371	--	0	636	--
AMERICAN SAMOA	5.239	284	-94,58	97.776	1.154	-98,82
COOK ISLANDS	77.178	8.159	-89,43	58.566	62.377	6,51
FIJI	294.369	420.010	42,68	207.512	331.213	59,61
KIRIBATI	2.413	238	-90,14	4.300	1.088	-74,70
MARSHALL ISLANDS	0	5	--	0	500	--
SAMOA	25.810	7.208	-72,07	22.536	9.903	-56,06
SOLOMON ISLANDS	58.683	44.866	-23,55	201.180	21.397	-89,36
TONGA	515	95.381	18.420,58	636	74.380	11.594,97
TUVALU	453	10.844	2.293,82	382	22.980	5.915,71
EAST TIMOR	5.235	1.865.207	35.529,55	26.878	1.410.822	5.148,98
UNITED STATES	26.280.415	118.805.478	352,07	91.185.134	247.602.334	171,54
CANADA	2.564.443	2.009.239	-21,65	8.688.530	7.042.966	-18,94
MEXICO	974.724	363.014	-62,76	4.816.573	2.886.747	-40,07
GUATEMALA	68	0	-100,00	66	0	-100,00
HONDURAS	21.562	21.563	0,00	4.646	4.725	1,70
NICARAGUA	0	100	--	0	122	--
PANAMA	24.661	67.434	173,44	201.246	361.073	79,42
CUBA	100	180.800	180.700,00	314	151.128	48.029,94
SURINAME	16.987	22.028	29,68	89.331	95.835	7,28
CHILE	297.462	1.602.005	438,56	1.641.393	4.619.020	181,41
VENEZUELA	4.277.327	502.167	-88,26	861.363	995.278	15,55
ARGENTINA	606.424	935.170	54,21	5.079.974	6.766.075	33,19
BRAZIL	260.730	491.875	88,65	1.943.074	3.122.203	60,68
COLOMBIA	176.923	108.304	-38,78	729.507	344.877	-52,72
BOLIVIA	9.544	0	-100,00	30.419	0	-100,00
URUGUAY	678	4.478	560,47	4.548	21.014	362,05
PARAGUAY	14.206	19.738	38,94	47.758	91.658	91,92
ECUADOR	204.703	367.453	79,51	520.684	1.067.800	105,08
PERU	106.123	17.952	-83,08	762.466	190.759	-74,98
GUYANA	110.545	22.774	-79,40	276.429	33.450	-87,90
TRINIDAD AND TOBAGO	10.165	44.073	333,58	48.967	187.752	283,43
BAHAMAS	414	974	135,27	153	1.358	787,58
JAMAICA	5.460	1.245	-77,20	3.319	1.777	-46,46
PUERTO RICO	150.548	10.138	-93,27	83.635	15.115	-81,93
DOMINICAN REPUBLIC	79.173	31.495	-60,22	207.755	114.062	-45,10
EL SALVADOR	63.034	12.845	-79,62	335.750	70.118	-79,12
COSTA RICA	170.746	387.429	126,90	487.195	479.485	-1,58
HAITI	30.000	10.000	-66,67	54.000	18.000	-66,67
BARBADOS	9.486	142.008	1.397,03	963	134.387	13.855,04
ANTIGUA AND BARBUDA	533	273	-48,78	2.780	3.700	33,09
ANGUILLA	171	0	-100,00	715	0	-100,00
ARUBA	342	4.012	1.073,10	602	7.867	1.206,81
BERMUDA	105	737	601,90	1.968	3.252	65,24
CAPE VERDE	14.440	0	-100,00	15.200	0	-100,00
CAYMAN ISLANDS	469	41.976	8.850,11	4.538	10.450	130,28
DOMINICA	10.500	8.261	-21,32	40.275	41.320	2,59
FRENCH GUIANA	707	1.031	45,83	1.672	1.531	-8,43
FRENCH POLYNESIA	106.442	106.286	-0,15	157.093	98.934	-37,02
GREENLAND	3.699	0	-100,00	32.238	0	-100,00
GRENADA	20.894	15.660	-25,05	36.113	10.081	-72,08
MARTINIQUE	22.849	3.259	-85,74	15.945	15.081	-5,42
NETHERLANDS ANTILLES	80.538	52.028	-35,40	91.038	47.161	-48,20
TURKS AND CAICOS ISLANDS	97.859	42.920	-56,14	2.332	19.559	738,72
GUADELOUPE	29.302	23.494	-19,82	27.669	33.761	22,02
SAINT KITTS AND NEVIS	273	546	100,00	5.700	5.740	0,70
UNITED KINGDOM	3.199.828	2.137.250	-33,21	14.619.855	18.128.195	24,00
NETHERLANDS	8.110.852	14.288.886	76,17	39.135.339	59.451.240	51,91
FRANCE	4.456.095	3.251.119	-27,04	8.517.786	7.561.327	-11,23
GERMANY, FED. REP. OF	5.391.662	6.155.701	14,17	24.041.788	33.599.321	39,75

TABEL 5. PERKEMBANGAN EKSPOR INDONESIA MENURUT KOMODITI DAN NEGARA TUJUAN

JENIS BARANG	BERAT BERSIH (KG)		PERUB	NILAI FOB (US \$)		PERUB
	JAN-MAR 2007	JAN-MAR 2008	%	JAN-MAR 2007	JAN-MAR 2008	%
	(1)	(2)	(3)	(4)	(5)	(6)
AUSTRIA	501.232	354.579	-29,26	3.310.101	2.647.450	-20,02
BELGIUM	3.055.461	5.849.614	91,45	12.742.178	18.552.600	45,60
SWITZERLAND	174.889	197.094	12,70	768.080	1.177.151	53,26
LUXEMBOURG	8	81	912,50	3.779	38.777	926,12
MONACO	22.563	0	-100,00	204.577	0	-100,00
DENMARK	657.139	930.562	41,61	3.149.846	3.780.251	20,01
NORWAY	15.590.598	6.701.397	-57,02	3.053.673	1.981.018	-35,13
SWEDEN	501.270	652.157	30,10	2.608.750	2.167.794	-16,90
FINLAND	2.834.144	1.039.977	-63,31	23.920.511	10.769.083	-54,98
IRELAND	22.676	24.619	8,57	278.867	331.426	18,85
ITALY	3.303.029	2.599.656	-21,29	13.824.612	15.637.813	13,12
SPAIN	1.213.928	1.624.897	33,85	2.638.081	3.107.978	17,81
PORTUGAL	97.529	131.059	34,38	300.719	479.174	59,34
ICELAND	153.083	22.261	-85,46	70.461	6.303	-91,05
GREECE	750.044	928.681	23,82	1.710.679	3.311.163	93,56
VATICAN CITY STATE (HOLY SEE)	4.385	0	-100,00	3.750	0	-100,00
ANDORRA	0	174	--	0	4.185	--
DEMOCRATIC REPUBLIC OF THE CO	59.419	40.000	-32,68	90.455	16.366	-81,91
HUNGARY	143.736	114.023	-20,67	533.493	435.587	-18,35
POLAND	592.194	631.558	6,65	2.869.642	3.780.474	31,74
ROMANIA	110.038	41.062	-62,68	500.804	253.194	-49,44
BULGARIA	5.289	13.643	157,95	39.798	273.009	585,99
YUGOSLAVIA	1.418	0	-100,00	2.185	0	-100,00
ARMENIA	8.416	0	-100,00	41.615	0	-100,00
AZERBAIJAN	45	4.268	9.384,44	5.143	44.285	761,07
BELARUS	0	5.658	--	0	32.621	--
KAZAKHSTAN	73.116	33.714	-53,89	198.724	182.324	-8,25
UKRAINE	158.664	307.903	94,06	253.519	337.047	32,95
LITHUANIA	2.333	26.660	1.042,73	27.966	74.164	165,19
LATVIA	42.307	24.708	-41,60	250.738	196.201	-21,75
ESTONIA	320.218	446.593	39,47	132.310	364.196	175,26
GEORGIA	25.440	375.949	1.377,79	13.693	516.240	3.670,10
CROATIA	403.287	93.728	-76,76	174.012	217.214	24,83
BOSNIA AND HERZEGOVINA	0	233	--	0	1.104	--
MALTA	12.956	3.571	-72,44	36.230	6.056	-83,28
SLOVAKIA	15.432	5.039	-67,35	737.137	165.229	-77,59
SLOVENIA	66.226	11.540	-82,57	87.234	117.563	34,77
CZECH REPUBLIC	15.026	59.377	295,16	141.716	305.438	115,53
RUSSIA FEDERATION	362.138	2.042.160	463,92	1.872.189	3.663.378	95,67
BIJI TEMBAGA	575.640.087	359.837.567	-37,49	1.365.752.539	753.437.024	-44,83
JAPAN	176.335.769	172.775.126	-2,02	398.642.163	369.425.145	-7,33
KOREA, REPUBLIC OF	59.896.883	72.727.485	21,42	121.554.214	151.050.690	24,27
CHINA	13.523.201	408.207	-96,98	36.810.016	40.080	-99,89
PHILIPPINES	67.867.840	29.637.720	-56,33	149.154.098	63.035.195	-57,74
INDIA	58.725.677	0	-100,00	156.994.683	0	-100,00
GERMANY, FED. REP. OF	23.101.200	0	-100,00	36.381.195	0	-100,00
SWITZERLAND	12.175.559	0	-100,00	27.408.766	0	-100,00
SPAIN	164.013.958	84.289.029	-48,61	438.807.404	169.885.914	-61,28
BIJI NIKEL	2.293.636.605	4.510.926.895	96,67	141.011.732	210.486.232	49,27
JAPAN	585.435.005	557.826.000	-4,72	56.185.634	52.894.606	-5,86
HONG KONG	0	20.000	--	0	600	--
CHINA	1.306.211.600	3.301.281.078	152,74	55.353.367	117.881.932	112,96
MALAYSIA	0	50.000.000	--	0	875.000	--
CAMEROON	38.150.000	0	-100,00	1.669.062	0	-100,00
AUSTRALIA	102.340.000	123.183.817	20,37	9.216.637	5.046.031	-45,25
UNITED KINGDOM	50.500.000	12.450.000	-75,35	5.128.310	694.087	-86,47
SWITZERLAND	0	243.086.000	--	0	16.795.667	--
GREECE	57.000.000	0	-100,00	4.606.506	0	-100,00
UKRAINE	154.000.000	223.080.000	44,86	8.852.216	16.298.309	84,12
BAUKSIT	1.513.979.662	2.946.052.060	94,59	13.348.261	26.057.896	95,22
JAPAN	114.909.000	73.866.060	-35,72	1.465.493	1.357.063	-7,40
KOREA, REPUBLIC OF	20.662	0	-100,00	1.240	0	-100,00
TAIWAN	0	34.900.000	--	0	383.900	--
CHINA	1.395.550.000	2.837.286.000	103,31	11.853.528	24.316.933	105,15
THAILAND	3.500.000	0	-100,00	28.000	0	-100,00
BIJI TIMAH/TIN	192.745	2.000	-98,96	27.935	588	-97,90
CHINA	100.000	0	-100,00	27.000	0	-100,00
MALAYSIA	92.720	2.000	-97,84	927	588	-36,57
GERMANY, FED. REP. OF	25	0	-100,00	8	0	-100,00
BATU BARA	46.999.441.263	47.752.489.454	1,60	1.559.804.177	1.903.704.069	22,05
JAPAN	8.152.582.766	8.418.346.526	3,26	293.589.259	343.616.299	17,04
HONG KONG	2.660.708.001	2.368.317.238	-10,99	80.822.671	81.446.673	0,77
KOREA, REPUBLIC OF	6.137.275.793	7.049.518.063	14,86	203.689.503	284.639.597	39,74

TABEL 5. PERKEMBANGAN EKSPOR INDONESIA MENURUT KOMODITI DAN NEGARA TUJUAN

JENIS BARANG	BERAT BERSIH (KG)		PERUB %	NILAI FOB (US \$)		PERUB %
	JAN-MAR 2007	JAN-MAR 2008		JAN-MAR 2007	JAN-MAR 2008	
(1)	(2)	(3)	(4)	(5)	(6)	(7)
TAIWAN	5.994.566.106	5.659.195.234	-5,59	204.125.592	236.357.855	15,79
CHINA	4.439.629.289	3.295.329.256	-25,77	147.494.112	127.485.054	-13,57
PAPUA NEW GUINEA	22.346	0	-100,00	35.003	0	-100,00
THAILAND	1.830.199.191	3.762.037.907	105,55	53.478.466	124.513.732	132,83
SINGAPORE	18.522.032	18.601.694	0,43	468.404	639.466	36,52
PHILIPPINES	1.174.444.505	1.152.416.463	-1,88	38.908.859	47.447.796	21,95
MALAYSIA	2.034.894.667	2.663.072.184	30,87	62.777.110	110.320.712	75,73
CAMBODIA	7.000.000	15.422.895	120,33	280.000	798.724	185,26
VIET NAM	144.121.242	174.488.000	21,07	4.031.202	7.895.142	95,85
INDIA	7.365.656.496	6.301.803.733	-14,44	226.553.536	245.681.546	8,44
PAKISTAN	315.821.201	736.922.591	133,34	12.510.870	35.046.568	180,13
SRI LANKA	0	41.829.680	--	0	1.731.964	--
SYRIA ARAB REPUBLIC	69.715.000	0	-100,00	1.812.590	0	-100,00
UNITED ARAB EMIRATES	0	2	--	0	6	--
SIERRA LEONE	66.181.000	0	-100,00	1.720.706	0	-100,00
SOUTH AFRICA	500.000	0	-100,00	225.000	0	-100,00
AUSTRALIA	3.000	1	-99,97	375	1	-99,73
NEW ZEALAND	204.506.000	61.409.000	-69,97	4.771.757	1.283.447	-73,10
AMERICAN SAMOA	0	71.859.000	--	0	2.196.011	--
UNITED STATES	937.173.631	775.975.895	-17,20	26.078.671	23.599.826	-9,51
CHILE	461.273.157	73.024.000	-84,17	15.939.059	2.504.723	-84,29
COSTA RICA	0	64.704.000	--	0	2.075.057	--
UNITED KINGDOM	327.062.000	595.330.000	82,02	8.356.856	19.496.697	133,30
NETHERLANDS	404.176.592	664.621.092	64,44	15.444.248	28.995.839	87,75
FRANCE	72.045.000	0	-100,00	2.698.805	0	-100,00
GERMANY, FED. REP. OF	0	30.000.000	--	0	1.020.000	--
BELGIUM	69.809.000	77.010.000	10,32	2.373.506	3.253.672	37,08
SWITZERLAND	790.644.497	881.443.000	11,48	26.918.713	30.188.525	12,15
IRELAND	320.976.000	157.506.000	-50,93	11.112.225	5.402.455	-51,38
ITALY	1.548.110.000	1.436.421.000	-7,21	64.318.913	95.928.607	49,15
SPAIN	1.076.762.751	627.265.000	-41,75	34.738.204	19.537.835	-43,76
GREECE	55.503.000	0	-100,00	1.642.888	0	-100,00
CROATIA	130.903.000	67.980.000	-48,07	5.748.395	3.025.110	-47,37
SLOVENIA	188.654.000	452.539.000	139,88	7.138.679	15.367.292	115,27
REP. OF MACEDONIA	0	58.101.000	--	0	2.207.838	--
GRANIT	998.563.241	1.183.148.625	18,49	4.152.231	11.082.110	166,90
JAPAN	127	0	-100,00	155	0	-100,00
SINGAPORE	998.526.405	1.183.060.862	18,48	4.142.389	11.065.027	167,12
MALAYSIA	19.500	68.752	252,57	1.290	5.852	353,64
AUSTRALIA	2.323	0	-100,00	372	0	-100,00
UNITED STATES	14.886	3.107	-79,13	8.025	396	-95,07
CANADA	0	7.868	--	0	6.374	--
FRANCE	0	1.325	--	0	1.092	--
GERMANY, FED. REP. OF	0	6.711	--	0	3.369	--
PASIR ALAM	400.673.384	13.762	-100,00	4.650.520	54.372	-98,83
JAPAN	223	0	-100,00	701	0	-100,00
HONG KONG	282.000	0	-100,00	112.800	0	-100,00
KOREA, REPUBLIC OF	20.000	0	-100,00	16.000	0	-100,00
CHINA	8.653.011	0	-100,00	3.758.717	0	-100,00
THAILAND	3.000.000	8.162	-99,73	30.000	3.216	-89,28
SINGAPORE	388.718.000	0	-100,00	732.282	0	-100,00
AUSTRALIA	150	0	-100,00	20	0	-100,00
GERMANY, FED. REP. OF	0	5.600	--	0	51.156	--
HASIL TAMBANG LAIN	1.591.774.081	2.898.484.539	82,09	46.224.180	77.159.406	66,92
JAPAN	5.042.724	4.189.145	-16,93	575.912	520.412	-9,64
HONG KONG	271.250	1.306.604	381,70	94.589	495.150	423,48
KOREA, REPUBLIC OF	3.247.295	68.866.677	2.020,74	474.228	2.271.818	379,06
TAIWAN	3.867.973	4.050.766	4,73	414.119	617.049	49,00
CHINA	1.020.589.002	1.847.653.595	81,04	31.473.495	53.838.544	71,06
MONGOLIA	21.000	0	-100,00	3.992	0	-100,00
THAILAND	1.609.012	1.871.878	16,34	162.853	198.545	21,92
SINGAPORE	491.247.131	649.348.987	32,18	2.551.475	7.148.497	180,17
PHILIPPINES	1.096.110	302.900	-72,37	228.892	35.956	-84,29
MALAYSIA	8.790.387	13.632.048	55,08	5.263.378	1.096.983	-79,16
MYANMAR (FORM. BURMA)	20.000	32.000	60,00	1.490	4.544	204,97
CAMBODIA	1.657.431	1.513.777	-8,67	102.605	107.049	4,33
BRUNEI DARUSSALAM	0	55.952	--	0	45.425	--
VIET NAM	2.129.740	2.061.766	-3,19	151.638	223.794	47,58
MALDIVES	0	137.154	--	0	118.318	--
INDIA	5.996.286	11.731.265	95,64	1.935.705	2.285.215	18,06
PAKISTAN	0	20.496	--	0	3.436	--
BANGLADESH	3.751.365	22.748.540	506,41	394.008	556.124	41,15
SRI LANKA	68.220	0	-100,00	5.640	0	-100,00
IRAN (ISLAMIC REPUBLIC OF)	42	0	-100,00	1.080	0	-100,00
SAUDI ARABIA	11.445	18.899	65,13	3.038	7.256	138,84

TABEL 5. PERKEMBANGAN EKSPOR INDONESIA MENURUT KOMODITI DAN NEGARA TUJUAN

JENIS BARANG	BERAT BERSIH (KG)		PERUB %	NILAI FOB (US \$)		PERUB %
	JAN-MAR 2007	JAN-MAR 2008		JAN-MAR 2007	JAN-MAR 2008	
(1)	(2)	(3)	(4)	(5)	(6)	(7)
KUWAIT	0	15.426	--	0	3.675	--
TURKEY	24.000	0	-100,00	350	0	-100,00
UNITED ARAB EMIRATES	38.500.000	121.483.120	215,54	616.000	1.962.277	218,55
CYPRUS	82	0	-100,00	257	0	-100,00
LIBYAN ARAB JAMAHIRIYA	0	2.480	--	0	13.095	--
LESOTHO	20.000	0	-100,00	1.180	0	-100,00
MADAGASCAR	26.250	0	-100,00	814	0	-100,00
KENYA	29.952	115.000	283,95	7.104	24.725	248,04
NIGERIA	160.000	0	-100,00	45.232	0	-100,00
DJIBOUTI	0	273.000	--	0	37.674	--
SOUTH AFRICA	51.450	84.629	64,49	8.400	421.917	4.922,82
MAURITIUS	9.471	390.000	4.017,83	7.781	156.000	1.904,88
AUSTRALIA	2.800.906	1.594.537	-43,07	274.435	236.833	-13,70
NEW ZEALAND	1.000	1.426	42,60	125	911	628,80
GUAM	2.160	0	-100,00	295	0	-100,00
NEW CALEDONIA	2.627	263	-89,99	1.726	453	-73,75
COOK ISLANDS	153	0	-100,00	147	0	-100,00
FIJI	143.000	80	-99,94	12.136	392	-96,77
SOLOMON ISLANDS	0	77	--	0	206	--
EAST TIMOR	0	111.600	--	0	61.355	--
UNITED STATES	224.370	45.138	-79,88	144.352	21.237	-85,29
CANADA	4.105	4.377	6,63	10.253	3.426	-66,59
ARGENTINA	2	0	-100,00	13	0	-100,00
BRAZIL	5.631	374	-93,36	3.223	2.131	-33,88
FRENCH GUIANA	304	0	-100,00	705	0	-100,00
FRENCH POLYNESIA	2.110	610	-71,09	3.286	1.109	-66,25
GUADELOUPE	267	0	-100,00	236	0	-100,00
UNITED KINGDOM	53.731	36.000	-33,00	53.119	3.574	-93,27
NETHERLANDS	40.567	53.118	30,94	41.730	30.919	-25,91
FRANCE	60.939	16.678	-72,63	15.588	10.683	-31,47
GERMANY, FED. REP. OF	54.026	28.371	-47,49	39.406	12.455	-68,39
AUSTRIA	23.926	278	-98,84	18.894	397	-97,90
BELGIUM	20.006	1.171	-94,15	1.013.713	2.219.578	118,96
SWITZERLAND	0	144.625.033	--	0	2.314.075	--
DENMARK	1.562	0	-100,00	5	0	-100,00
NORWAY	0	19.636	--	0	9.450	--
ITALY	39.997	31.528	-21,17	25.811	27.779	7,62
SPAIN	45.885	3.384	-92,63	31.170	4.994	-83,98
PORTUGAL	1.418	0	-100,00	1.457	0	-100,00
GREECE	63	0	-100,00	189	0	-100,00
HUNGARY	3.130	0	-100,00	5.055	0	-100,00
POLAND	0	4.756	--	0	3.971	--
SLOVENIA	4.578	0	-100,00	1.856	0	-100,00
BARANG-BARANG SENI	904.207	686.688	-24,06	2.100.605	2.245.688	6,91
JAPAN	42.956	42.400	-1,29	184.008	267.199	45,21
HONG KONG	6.524	3.841	-41,13	15.780	19.559	23,95
KOREA, REPUBLIC OF	1.986	2.730	37,46	4.360	32.558	646,74
TAIWAN	76.460	1.526	-98,00	127.735	10.003	-92,17
CHINA	185	1.748	844,86	2.768	7.391	167,02
MACAU	0	384	--	0	28.140	--
PAPUA NEW GUINEA	69	0	-100,00	39	0	-100,00
THAILAND	586	360	-38,57	3.592	2.560	-28,73
SINGAPORE	12.927	16.143	24,88	107.704	270.896	151,52
PHILIPPINES	3.131	560	-82,11	9.327	10.984	17,77
MALAYSIA	12.073	12.998	7,66	32.165	41.481	28,96
CAMBODIA	0	191	--	0	132	--
BRUNEI DARUSSALAM	1.962	349	-82,21	545	3.343	513,39
MALDIVES	1.860	0	-100,00	22.099	0	-100,00
INDIA	350	614	75,43	454	2.225	390,09
SRI LANKA	781	0	-100,00	163	0	-100,00
IRAN (ISLAMIC REPUBLIC OF)	3.549	1.684	-52,55	5.610	7.941	41,55
SAUDI ARABIA	5.544	29.629	434,43	4.816	20.691	329,63
ISRAEL	0	11	--	0	5	--
KUWAIT	150	0	-100,00	2.179	0	-100,00
LEBANON	45	20	-55,56	11	238	2.063,64
OMAN	347	0	-100,00	161	0	-100,00
TURKEY	46.998	43.577	-7,28	65.396	54.349	-16,89
UNITED ARAB EMIRATES	12.358	2.917	-76,40	53.805	19.072	-64,55
BAHRAIN	192	36	-81,25	451	51	-88,69
CYPRUS	0	25	--	0	658	--
EGYPT	419	0	-100,00	426	0	-100,00
MOROCCO	366	0	-100,00	5.418	0	-100,00
NAMIBIA	0	11	--	0	100	--
MADAGASCAR	1	0	-100,00	1	0	-100,00
KENYA	897	0	-100,00	715	0	-100,00
REUNION	4.481	3.970	-11,40	2.543	6.483	154,94
MOZAMBIQUE	0	36	--	0	92	--

TABEL 5. PERKEMBANGAN EKSPOR INDONESIA MENURUT KOMODITI DAN NEGARA TUJUAN

JENIS BARANG	BERAT BERSIH (KG)		PERUB	NILAI FOB (US \$)		PERUB
	JAN-MAR 2007	JAN-MAR 2008	%	JAN-MAR 2007	JAN-MAR 2008	%
(1)	(2)	(3)	(4)	(5)	(6)	(7)
TOGO	16	0	-100,00	15	0	-100,00
COTE D'IVOIRE	112	0	-100,00	117	0	-100,00
SENEGAL	18.761	22.316	18,95	16.560	20.000	20,77
SOUTH AFRICA	6.060	16.478	171,91	11.272	19.027	68,80
MAURITIUS	160	1.212	657,50	331	2.586	681,27
AUSTRALIA	64.330	59.047	-8,21	156.452	117.587	-24,84
NEW ZEALAND	5.533	2.669	-51,76	9.780	5.236	-46,46
GUAM	570	681	19,47	2.291	1.235	-46,09
NEW CALEDONIA	3.415	2.959	-13,35	10.661	5.105	-52,12
NORTHERN MARIANA ISLANDS	33	0	-100,00	251	0	-100,00
VANUATU	187	1.636	774,87	102	1.434	1.305,88
WALLIS AND FUTUNA ISLANDS	0	21	--	0	30	--
FIJI	406	0	-100,00	538	0	-100,00
SAMOA	0	737	--	0	1.476	--
SOLOMON ISLANDS	0	3.115	--	0	8.307	--
UNITED STATES	61.526	101.100	64,32	229.237	349.011	52,25
CANADA	5.347	8.874	65,96	19.843	24.398	22,96
MEXICO	169	2.215	1.210,65	610	1.125	84,43
NICARAGUA	0	249	--	0	303	--
PANAMA	263	0	-100,00	281	0	-100,00
CHILE	3.886	9	-99,77	3.000	21	-99,30
ARGENTINA	8	0	-100,00	6	0	-100,00
BRAZIL	742	514	-30,73	72.543	72.101	-0,61
COLOMBIA	155	0	-100,00	146	0	-100,00
BAHAMAS	516	0	-100,00	879	0	-100,00
JAMAICA	721	34	-95,28	165	50	-69,70
PUERTO RICO	0	1.850	--	0	1.710	--
DOMINICAN REPUBLIC	1.557	436	-72,00	4.601	628	-86,35
COSTA RICA	130	0	-100,00	49	0	-100,00
CAYMAN ISLANDS	0	607	--	0	136	--
FRENCH POLYNESIA	9.038	4.141	-54,18	13.124	6.350	-51,62
GRENADA	0	133	--	0	893	--
MARTINIQUE	180	1	-99,44	330	1	-99,70
NETHERLANDS ANTILLES	1.221	333	-72,73	6.065	1.015	-83,26
GUADELOUPE	298	795	166,78	696	1.228	76,44
UNITED KINGDOM	9.391	8.496	-9,53	23.789	27.427	15,29
NETHERLANDS	31.139	58.511	87,90	69.080	198.879	187,90
FRANCE	97.393	60.575	-37,80	280.275	220.537	-21,31
GERMANY, FED. REP. OF	125.228	10.765	-91,40	119.405	26.040	-78,19
AUSTRIA	1.161	3.564	206,98	3.037	5.687	87,26
BELGIUM	29.929	18.156	-39,34	69.441	41.718	-39,92
SWITZERLAND	3.682	997	-72,92	9.410	2.515	-73,27
DENMARK	8.821	815	-90,76	30.987	1.978	-93,62
NORWAY	0	89	--	0	160	--
SWEDEN	374	439	17,38	768	704	-8,33
FINLAND	60	10	-83,33	144	28	-80,56
IRELAND	518	364	-29,73	879	5.390	513,20
ITALY	77.073	65.275	-15,31	137.873	169.182	22,71
SPAIN	89.116	48.219	-45,89	130.327	73.582	-43,54
PORTUGAL	407	6.454	1.485,75	869	11.201	1.188,95
GREECE	1.630	1.718	5,40	4.277	4.403	2,95
HUNGARY	109	2.086	1.813,76	188	3.842	1.943,62
POLAND	201	22	-89,05	905	33	-96,35
ROMANIA	2.099	0	-100,00	1.443	0	-100,00
BULGARIA	650	0	-100,00	766	0	-100,00
YUGOSLAVIA	13	0	-100,00	16	0	-100,00
UKRAINE	170	0	-100,00	160	0	-100,00
CROATIA	1.205	1.733	43,82	1.714	886	-48,31
MALTA	242	128	-47,11	555	1.486	167,75
SLOVENIA	0	9	--	0	3	--
CZECH REPUBLIC	55	0	-100,00	207	0	-100,00
RUSSIA FEDERATION	1.004	341	-66,04	1.874	2.863	52,77
BARANG KIRIMAN, POS DAN YANG D	2.250	0	-100,00	651	0	-100,00
MALAYSIA	2.250	0	-100,00	651	0	-100,00
LAINNYA	8	800	9.900,00	21	1.100	5.138,10
JAPAN	8	0	-100,00	21	0	-100,00
CHINA	0	500	--	0	500	--
SINGAPORE	0	300	--	0	600	--
TOTAL	81.331.987.485	88.791.723.237	9,17	25.581.853.424	33.746.007.788	31,91

TABEL 5. PERKEMBANGAN EKSPOR INDONESIA MENURUT KOMODITI DAN NEGARA TUJUAN

JENIS BARANG	BERAT BERSIH (KG)		PERUB %	NILAI FOB (US \$)		PERUB %
	JAN-MAR 2007	JAN-MAR 2008		JAN-MAR 2007	JAN-MAR 2008	
(1)	(2)	(3)	(4)	(5)	(6)	(7)

<https://www.bps.go.id>

TABEL 5. PERKEMBANGAN EKSPOR INDONESIA MENURUT KOMODITI DAN NEGARA TUJUAN

JENIS BARANG	BERAT BERSIH (KG)		PERUB %	NILAI FOB (US \$)		PERUB %
	JAN-MAR 2007	JAN-MAR 2008		JAN-MAR 2007	JAN-MAR 2008	
(1)	(2)	(3)	(4)	(5)	(6)	(7)

<https://www.bps.go.id>

TABEL 5. PERKEMBANGAN EKSPOR INDONESIA MENURUT KOMODITI DAN NEGARA TUJUAN

JENIS BARANG	BERAT BERSIH (KG)		PERUB %	NILAI FOB (US \$)		PERUB %
	JAN-MAR 2007	JAN-MAR 2008		JAN-MAR 2007	JAN-MAR 2008	
(1)	(2)	(3)	(4)	(5)	(6)	(7)

<https://www.bps.go.id>

TABEL 5. PERKEMBANGAN EKSPOR INDONESIA MENURUT KOMODITI DAN NEGARA TUJUAN

JENIS BARANG	BERAT BERSIH (KG)		PERUB %	NILAI FOB (US \$)		PERUB %
	JAN-MAR 2007	JAN-MAR 2008		JAN-MAR 2007	JAN-MAR 2008	
(1)	(2)	(3)	(4)	(5)	(6)	(7)

<https://www.bps.go.id>

TABEL 5. PERKEMBANGAN EKSPOR INDONESIA MENURUT KOMODITI DAN NEGARA TUJUAN

JENIS BARANG	BERAT BERSIH (KG)		PERUB %	NILAI FOB (US \$)		PERUB %
	JAN-MAR 2007	JAN-MAR 2008		JAN-MAR 2007	JAN-MAR 2008	
(1)	(2)	(3)	(4)	(5)	(6)	(7)

<https://www.bps.go.id>

TABEL 5. PERKEMBANGAN EKSPOR INDONESIA MENURUT KOMODITI DAN NEGARA TUJUAN

JENIS BARANG	BERAT BERSIH (KG)		PERUB %	NILAI FOB (US \$)		PERUB %
	JAN-MAR 2007	JAN-MAR 2008		JAN-MAR 2007	JAN-MAR 2008	
(1)	(2)	(3)	(4)	(5)	(6)	(7)

<https://www.bps.go.id>

TABEL 5. PERKEMBANGAN EKSPOR INDONESIA MENURUT KOMODITI DAN NEGARA TUJUAN

JENIS BARANG	BERAT BERSIH (KG)		PERUB %	NILAI FOB (US \$)		PERUB %
	JAN-MAR 2007	JAN-MAR 2008		JAN-MAR 2007	JAN-MAR 2008	
(1)	(2)	(3)	(4)	(5)	(6)	(7)

<https://www.bps.go.id>

TABEL 5. PERKEMBANGAN EKSPOR INDONESIA MENURUT KOMODITI DAN NEGARA TUJUAN

JENIS BARANG	BERAT BERSIH (KG)		PERUB	NILAI FOB (US \$)		PERUB
	JAN-MAR 2007	JAN-MAR 2008	%	JAN-MAR 2007	JAN-MAR 2008	%
(1)	(2)	(3)	(4)	(5)	(6)	(7)

<https://www.bps.go.id>

TABEL 5. PERKEMBANGAN EKSPOR INDONESIA MENURUT KOMODITI DAN NEGARA TUJUAN

JENIS BARANG	BERAT BERSIH (KG)		PERUB %	NILAI FOB (US \$)		PERUB %
	JAN-MAR 2007	JAN-MAR 2008		JAN-MAR 2007	JAN-MAR 2008	
(1)	(2)	(3)	(4)	(5)	(6)	(7)

<https://www.bps.go.id>

TABEL 5. PERKEMBANGAN EKSPOR INDONESIA MENURUT KOMODITI DAN NEGARA TUJUAN

JENIS BARANG	BERAT BERSIH (KG)		PERUB %	NILAI FOB (US \$)		PERUB %
	JAN-MAR 2007	JAN-MAR 2008		JAN-MAR 2007	JAN-MAR 2008	
(1)	(2)	(3)	(4)	(5)	(6)	(7)

<https://www.bps.go.id>

TABEL 5. PERKEMBANGAN EKSPOR INDONESIA MENURUT KOMODITI DAN NEGARA TUJUAN

JENIS BARANG	BERAT BERSIH (KG)		PERUB %	NILAI FOB (US \$)		PERUB %
	JAN-MAR 2007	JAN-MAR 2008		JAN-MAR 2007	JAN-MAR 2008	
(1)	(2)	(3)	(4)	(5)	(6)	(7)

<https://www.bps.go.id>

TABEL 5. PERKEMBANGAN EKSPOR INDONESIA MENURUT KOMODITI DAN NEGARA TUJUAN

JENIS BARANG	BERAT BERSIH (KG)		PERUB	NILAI FOB (US \$)		PERUB
	JAN-MAR 2007	JAN-MAR 2008	%	JAN-MAR 2007	JAN-MAR 2008	%
(1)	(2)	(3)	(4)	(5)	(6)	(7)

<https://www.bps.go.id>

TABEL 5. PERKEMBANGAN EKSPOR INDONESIA MENURUT KOMODITI DAN NEGARA TUJUAN

JENIS BARANG	BERAT BERSIH (KG)		PERUB %	NILAI FOB (US \$)		PERUB %
	JAN-MAR 2007	JAN-MAR 2008		JAN-MAR 2007	JAN-MAR 2008	
(1)	(2)	(3)	(4)	(5)	(6)	(7)

<https://www.bps.go.id>

TABEL 5. PERKEMBANGAN EKSPOR INDONESIA MENURUT KOMODITI DAN NEGARA TUJUAN

JENIS BARANG	BERAT BERSIH (KG)		PERUB %	NILAI FOB (US \$)		PERUB %
	JAN-MAR 2007	JAN-MAR 2008		JAN-MAR 2007	JAN-MAR 2008	
(1)	(2)	(3)	(4)	(5)	(6)	(7)

<https://www.bps.go.id>

TABEL 5. PERKEMBANGAN EKSPOR INDONESIA MENURUT KOMODITI DAN NEGARA TUJUAN

JENIS BARANG	BERAT BERSIH (KG)		PERUB %	NILAI FOB (US \$)		PERUB %
	JAN-MAR 2007	JAN-MAR 2008		JAN-MAR 2007	JAN-MAR 2008	
(1)	(2)	(3)	(4)	(5)	(6)	(7)

<https://www.bps.go.id>

TABEL 5. PERKEMBANGAN EKSPOR INDONESIA MENURUT KOMODITI DAN NEGARA TUJUAN

JENIS BARANG	BERAT BERSIH (KG)		PERUB %	NILAI FOB (US \$)		PERUB %
	JAN-MAR 2007	JAN-MAR 2008		JAN-MAR 2007	JAN-MAR 2008	
(1)	(2)	(3)	(4)	(5)	(6)	(7)

<https://www.bps.go.id>

TABEL 5. PERKEMBANGAN EKSPOR INDONESIA MENURUT KOMODITI DAN NEGARA TUJUAN

JENIS BARANG	BERAT BERSIH (KG)		PERUB %	NILAI FOB (US \$)		PERUB %
	JAN-MAR 2007	JAN-MAR 2008		JAN-MAR 2007	JAN-MAR 2008	
(1)	(2)	(3)	(4)	(5)	(6)	(7)

<https://www.bps.go.id>

TABEL 5. PERKEMBANGAN EKSPOR INDONESIA MENURUT KOMODITI DAN NEGARA TUJUAN

JENIS BARANG	BERAT BERSIH (KG)		PERUB %	NILAI FOB (US \$)		PERUB %
	JAN-MAR 2007	JAN-MAR 2008		JAN-MAR 2007	JAN-MAR 2008	
(1)	(2)	(3)	(4)	(5)	(6)	(7)

<https://www.bps.go.id>

TABEL 5. PERKEMBANGAN EKSPOR INDONESIA MENURUT KOMODITI DAN NEGARA TUJUAN

JENIS BARANG	BERAT BERSIH (KG)		PERUB %	NILAI FOB (US \$)		PERUB %
	JAN-MAR 2007	JAN-MAR 2008		JAN-MAR 2007	JAN-MAR 2008	
(1)	(2)	(3)	(4)	(5)	(6)	(7)

<https://www.bps.go.id>

TABEL 5. PERKEMBANGAN EKSPOR INDONESIA MENURUT KOMODITI DAN NEGARA TUJUAN

JENIS BARANG	BERAT BERSIH (KG)		PERUB %	NILAI FOB (US \$)		PERUB %
	JAN-MAR 2007	JAN-MAR 2008		JAN-MAR 2007	JAN-MAR 2008	
(1)	(2)	(3)	(4)	(5)	(6)	(7)

<https://www.bps.go.id>

TABEL 5. PERKEMBANGAN EKSPOR INDONESIA MENURUT KOMODITI DAN NEGARA TUJUAN

JENIS BARANG	BERAT BERSIH (KG)		PERUB %	NILAI FOB (US \$)		PERUB %
	JAN-MAR 2007	JAN-MAR 2008		JAN-MAR 2007	JAN-MAR 2008	
(1)	(2)	(3)	(4)	(5)	(6)	(7)

<https://www.bps.go.id>

TABEL 5. PERKEMBANGAN EKSPOR INDONESIA MENURUT KOMODITI DAN NEGARA TUJUAN

JENIS BARANG	BERAT BERSIH (KG)		PERUB %	NILAI FOB (US \$)		PERUB %
	JAN-MAR 2007	JAN-MAR 2008		JAN-MAR 2007	JAN-MAR 2008	
(1)	(2)	(3)	(4)	(5)	(6)	(7)

<https://www.bps.go.id>

TABEL 5. PERKEMBANGAN EKSPOR INDONESIA MENURUT KOMODITI DAN NEGARA TUJUAN

JENIS BARANG	BERAT BERSIH (KG)		PERUB %	NILAI FOB (US \$)		PERUB %
	JAN-MAR 2007	JAN-MAR 2008		JAN-MAR 2007	JAN-MAR 2008	
(1)	(2)	(3)	(4)	(5)	(6)	(7)

<https://www.bps.go.id>

TABEL 5. PERKEMBANGAN EKSPOR INDONESIA MENURUT KOMODITI DAN NEGARA TUJUAN

JENIS BARANG	BERAT BERSIH (KG)		PERUB	NILAI FOB (US \$)		PERUB
	JAN-MAR 2007	JAN-MAR 2008	%	JAN-MAR 2007	JAN-MAR 2008	%
(1)	(2)	(3)	(4)	(5)	(6)	(7)

<https://www.bps.go.id>

TABEL 5. PERKEMBANGAN EKSPOR INDONESIA MENURUT KOMODITI DAN NEGARA TUJUAN

JENIS BARANG	BERAT BERSIH (KG)		PERUB %	NILAI FOB (US \$)		PERUB %
	JAN-MAR 2007	JAN-MAR 2008		JAN-MAR 2007	JAN-MAR 2008	
(1)	(2)	(3)	(4)	(5)	(6)	(7)

<https://www.bps.go.id>

TABEL 5. PERKEMBANGAN EKSPOR INDONESIA MENURUT KOMODITI DAN NEGARA TUJUAN

JENIS BARANG	BERAT BERSIH (KG)		PERUB %	NILAI FOB (US \$)		PERUB %
	JAN-MAR 2007	JAN-MAR 2008		JAN-MAR 2007	JAN-MAR 2008	
(1)	(2)	(3)	(4)	(5)	(6)	(7)

<https://www.bps.go.id>

TABEL 5. PERKEMBANGAN EKSPOR INDONESIA MENURUT KOMODITI DAN NEGARA TUJUAN

JENIS BARANG	BERAT BERSIH (KG)		PERUB %	NILAI FOB (US \$)		PERUB %
	JAN-MAR 2007	JAN-MAR 2008		JAN-MAR 2007	JAN-MAR 2008	
(1)	(2)	(3)	(4)	(5)	(6)	(7)

<https://www.bps.go.id>

TABEL 5. PERKEMBANGAN EKSPOR INDONESIA MENURUT KOMODITI DAN NEGARA TUJUAN

JENIS BARANG	BERAT BERSIH (KG)		PERUB %	NILAI FOB (US \$)		PERUB %
	JAN-MAR 2007	JAN-MAR 2008		JAN-MAR 2007	JAN-MAR 2008	
(1)	(2)	(3)	(4)	(5)	(6)	(7)

<https://www.bps.go.id>

TABEL 5. PERKEMBANGAN EKSPOR INDONESIA MENURUT KOMODITI DAN NEGARA TUJUAN

JENIS BARANG	BERAT BERSIH (KG)		PERUB	NILAI FOB (US \$)		PERUB
	JAN-MAR 2007	JAN-MAR 2008	%	JAN-MAR 2007	JAN-MAR 2008	%
(1)	(2)	(3)	(4)	(5)	(6)	(7)

<https://www.bps.go.id>

<https://www.bps.go.id>

<https://www.bps.go.id>

<https://www.bps.go.id>

<https://www.bps.go.id>

<https://www.bps.go.id>

<https://www.bps.go.id>

<https://www.bps.go.id>

<https://www.bps.go.id>

<https://www.bps.go.id>

<https://www.bps.go.id>

<https://www.bps.go.id>

<https://www.bps.go.id>

<https://www.bps.go.id>

<https://www.bps.go.id>

<https://www.bps.go.id>

<https://www.bps.go.id>

<https://www.bps.go.id>

<https://www.bps.go.id>

<https://www.bps.go.id>

<https://www.bps.go.id>

<https://www.bps.go.id>

<https://www.bps.go.id>

<https://www.bps.go.id>

<https://www.bps.go.id>

<https://www.bps.go.id>

<https://www.bps.go.id>

<https://www.bps.go.id>

<https://www.bps.go.id>

<https://www.bps.go.id>

<https://www.bps.go.id>

<https://www.bps.go.id>

<https://www.bps.go.id>

<https://www.bps.go.id>

<https://www.bps.go.id>

<https://www.bps.go.id>

<https://www.bps.go.id>

<https://www.bps.go.id>

<https://www.bps.go.id>

<https://www.bps.go.id>

<https://www.bps.go.id>

<https://www.bps.go.id>

<https://www.bps.go.id>

<https://www.bps.go.id>

<https://www.bps.go.id>

<https://www.bps.go.id>

<https://www.bps.go.id>

<https://www.bps.go.id>

<https://www.bps.go.id>

<https://www.bps.go.id>

<https://www.bps.go.id>

<https://www.bps.go.id>

<https://www.bps.go.id>

<https://www.bps.go.id>

<https://www.bps.go.id>

<https://www.bps.go.id>

<https://www.bps.go.id>

<https://www.bps.go.id>

<https://www.bps.go.id>

<https://www.bps.go.id>

<https://www.bps.go.id>

<https://www.bps.go.id>

<https://www.bps.go.id>

<https://www.bps.go.id>

<https://www.bps.go.id>

<https://www.bps.go.id>

<https://www.bps.go.id>

<https://www.bps.go.id>

<https://www.bps.go.id>

<https://www.bps.go.id>

<https://www.bps.go.id>

<https://www.bps.go.id>

<https://www.bps.go.id>

<https://www.bps.go.id>

<https://www.bps.go.id>

<https://www.bps.go.id>

<https://www.bps.go.id>

<https://www.bps.go.id>

<https://www.bps.go.id>

<https://www.bps.go.id>

<https://www.bps.go.id>

<https://www.bps.go.id>

<https://www.bps.go.id>

<https://www.bps.go.id>

<https://www.bps.go.id>

<https://www.bps.go.id>

<https://www.bps.go.id>

<https://www.bps.go.id>

<https://www.bps.go.id>

<https://www.bps.go.id>

<https://www.bps.go.id>

<https://www.bps.go.id>

<https://www.bps.go.id>

<https://www.bps.go.id>

<https://www.bps.go.id>

<https://www.bps.go.id>

<https://www.bps.go.id>

<https://www.bps.go.id>

<https://www.bps.go.id>

<https://www.bps.go.id>

<https://www.bps.go.id>

<https://www.bps.go.id>

<https://www.bps.go.id>

<https://www.bps.go.id>

<https://www.bps.go.id>

<https://www.bps.go.id>

<https://www.bps.go.id>

<https://www.bps.go.id>

<https://www.bps.go.id>

<https://www.bps.go.id>

<https://www.bps.go.id>

<https://www.bps.go.id>

<https://www.bps.go.id>

<https://www.bps.go.id>

<https://www.bps.go.id>

<https://www.bps.go.id>

<https://www.bps.go.id>

<https://www.bps.go.id>

<https://www.bps.go.id>

<https://www.bps.go.id>

<https://www.bps.go.id>

<https://www.bps.go.id>

<https://www.bps.go.id>

<https://www.bps.go.id>

<https://www.bps.go.id>

<https://www.bps.go.id>

<https://www.bps.go.id>

<https://www.bps.go.id>

<https://www.bps.go.id>

<https://www.bps.go.id>