



Katalog BPS / *BPS Catalogue* : 8108.12

Statistik Perdagangan Luar Negeri dan Antar
Pulau/Propinsi
Foreign Trade Statistics and Inter Island/Province

EKSPOR DAN IMPOR SUMATERA UTARA



***EXPORTS AND IMPORTS OF SUMATERA
UTARA
2004***

Badan Pusat Statistik Propinsi Sumatera Utara

<http://sumut.bps.go.id>

BPS

Statistik Perdagangan Luar Negeri dan Antar
Pulau/Propinsi
Foreign Trade Statistics and Inter Island/Province

EKSPOR DAN IMPOR SUMATERA UTARA



EXPORTS AND IMPORTS OF SUMATERA
UTARA
2004

**STATISTIK PERDAGANGAN LUAR NEGERI DAN ANTAR PULAU/PROPINSI
SUMATERA UTARA
EKPOR DAN IMPOR 2004**

***FOREIGN TRADE STATISTICS AND INTER ISLAND/PROVINCE OF SUMATERA
UTARA
EXPORTS AND IMPORTS 2004***

ISSN : -

Nomor Publikasi / Publication Number : 12540.0501

Katalog BPS / BPS Catalogue : 8108.12

Ukuran Buku / Book Size : 21 cm x 28 cm

Jumlah Halaman / Total Pages : 479

Naskah / Manuscript :

Bidang Statistik Distribusi/Devisiion of Distribution Statistics

Tim Penyusun Naskah/Editorial Team :

- Penanggungjawab Umum/Board of Director : H.M. Nasir
Syarbaini, SE.
- Editor Penanggungjawab Teknis/Chief Editor : Hajizi, SE, M.Si.
- Koordinator/Coordinator : Sunanto, SE.
- Anggota/Editorial Staffs : Hafsyah Aprillia, S.Si.

Gambar Kulit / Cover Design :

Bidang Statistik Distribusi/Devisiion of Distribution Statistics

Diterbitkan oleh / Published by :

Badan Pusat Statistik Propinsi Sumatera Utara

BPS-Statistics of Sumatera Utara Province

Sumber Dana/Source of Fund

Anggaran Pendapatan dan Belanja Daerah (APBD) Provinsi Sumatera Utara

T.A. 2005

Government Expenditure and Income Budget Development Sumatera
Utara In budget Year of 2005

Boleh dikutip dengan menyebut sumbernya

May be cited with reference to the source

Kata Pengantar

Publikasi Statistik Perdagangan Luar Negeri dan Antar Pulau/Propinsi Sumatera Utara, merupakan publikasi tahunan yang diterbitkan oleh Badan Pusat Statistik Propinsi Sumatera Utara.

Data yang disajikan merupakan hasil pengolahan Badan Pusat Statistik dan BPS Propinsi Sumatera Utara berdasarkan dokumen Ekspor dan Impor (PEB dan PIB) yang diisi oleh Eksportir dan Importir dan disahkan oleh Bea dan Cukai.

Penyajian data disusun menurut komoditi, negara tujuan dan asal, dan pelabuhan ekspor dan impor. Penyusunan data menggunakan kode barang *Harmonized System* (HS) dan *Standard International Trade Classification* (SITC), yang merupakan penggolongan barang internasional. Data disajikan dalam berat bersih dan nilai fob untuk ekspor dan nilai cif untuk impor.

Mudah-mudahan dengan terbitnya publikasi ini akan dapat membantu para pengambil keputusan dalam upaya peningkatan kinerja ekspor dan efisiensi impor Sumatera Utara, dan dapat memenuhi kebutuhan para konsumen data, khususnya untuk melihat peluang pasar dalam peningkatan ekspor.

Biaya Publikasi Statistik Perdagangan Luar Negeri Sumatera Utara 2004 ini bersumber dari dana Anggaran Pendapatan dan Belanja Daerah (APBD) Tahun Anggaran 2005. Publikasi ini tentunya tidak luput dari kekurangan dan kelemahan, oleh karena itu kami mengharapkan saran dan kritik guna penyempurnaannya di masa mendatang.

Medan, September 2005

Kepala BPS
Propinsi Sumatera Utara

H.M. Nasir Syarbaini, SE
NIP. 340003769

Preface

The 2004 Foreign Trade Statistics and Inter Island/Province of Sumatera Utara is an annual publication published by BPS-Statistics of Sumatera Utara Province.

The data were process by BPS-Statistics of Indonesia, based on declaration documents of exports and imports known as “Pemberitahuan Ekspor Barang” (PEB) and “Pemberitahuan Impor Barang” (PIB) which were filled out by the exporters and importers, and approved by the Customs and Excises officers.

The data are present by commodity, country of destination, country of origin, port of exportation, and port of importation. Harmonized System (HS), and Standard International Trade Classification (SITC) codes classify commodities.

With this publication, we hope that it becomes a good and reliable data source to data users as well as to decision-makers so that they could contribute to speed up the exports and imports growth of Sumatera Utara. For those who want to involve in the exports and imports business could also utilize the information for market development and strategy.

The fund of this Foreign Trade Statistics 2004 publication of Sumatera Utara Province sources from the Government Expenditure and Income Budget (APBD) through the Completeness and Development Statistics Fund on 2005 Budget Year.

Nevertheless, it is understood that the publication would not be free of errors or weaknesses; hence, critics and suggestions in order to improve the quality of the publication are cordially welcome.

Medan, September 2005

*BPS - Statistics of
Sumatera Utara Province
Chief,*

*H.M. Nasir Syarbaini, SE
NIP. 340003769*

Daftar Isi

CONTENTS

	Halaman <i>Page</i>
Kata Pengantar <i>Preface</i>	iii – iv
Daftar Isi <i>Contents</i>	v – vi
Daftar Tabel <i>List of Tables</i>	vii – ix
Penjelasan <i>Explanatory Notes</i>	xi – xvii
Ringkasan <i>Summary</i>	xix – xxxix
 Gambar <i>Figures</i>	
Gambar 1. Perdagangan Luar Negeri Sumatera Utara, 2000 <i>Figure</i> – 2004 <i>Foreign Trade of Sumatera Utara</i>	xx
Gambar 2. Ekspor Sumatera Utara menurut Sektor, 2000 – <i>Figure</i> 2004 <i>Export of Sumatera Utara by Sector</i>	xxi
Gambar 3. Ekspor Sumatera Utara menurut Benua Tujuan <i>Figure</i> <i>Export of Sumatera Utara by Continent of Destination</i>	xxii

		Halaman
		<i>Page</i>
Gambar <i>Figure</i>	4. Ekspor Sumatera Utara menurut Komoditi Utama <i>Export of Sumatera Utara by Main Commodity</i>	xxiii
Gambar <i>Figure</i>	5. Ekspor Sumatera Utara menurut Negara Tujuan Utama <i>Export of Sumatera Utara by Main Country of Destination</i>	xxiv
Gambar <i>Figure</i>	6. Ekspor Sumatera Utara menurut Pelabuhan Utama <i>Export of Sumatera Utara by Main Port.....</i>	xxvi
Gambar <i>Figure</i>	7. Impor Sumatera Utara menurut Kelompok Barang Ekonomi <i>Import of Sumatera Utara by Economic Goods Group</i>	xxvii
Gambar <i>Figure</i>	8. Impor Sumatera Utara menurut Benua Asal <i>Import of Sumatera Utara by Continent of Origin .</i>	xxviii
Gambar <i>Figure</i>	9. Impor Sumatera Utara menurut Komoditi Utama <i>Import of Sumatera Utara by Main Commodity.....</i>	xxix
Gambar <i>Figure</i>	10. Impor Sumatera Utara menurut Negara Asal Utama <i>Export of Sumatera Utara by Main Country of Origin</i>	xxx
Gambar <i>Figure</i>	11. Impor Sumatera Utara menurut Pelabuhan Utama <i>Import of Sumatera Utara by Main Port.....</i>	xxxii

Daftar Tabel

List of Tables

		Halaman Page
Tabel <i>Table</i>	1. Perdagangan Luar Negeri Sumatera Utara, 2000 – 2004 <i>Foreign Trade of Sumatera Utara, 2000 – 2004.....</i>	1
Tabel <i>Table</i>	2. Ekspor Sumatera Utara menurut Sektor, 2000 – 2004 <i>Export of Sumatera Utara by Sector, 2000 – 2004</i>	2 – 3
Tabel <i>Table</i>	3. Ekspor Sumatera Utara menurut Kelompok Barang Ekonomi, 2000 – 2004 <i>Export of Sumatera Utara by Economic Goods Group, 2000 – 2004</i>	4 – 5
Tabel <i>Table</i>	4. Ekspor Sumatera Utara menurut Komoditi SITC 1 Dijit, 2000 – 2004 <i>Export of Sumatera Utara by 1 Digit SITC Commodity, 2000 – 2004.....</i>	6 – 11
Tabel <i>Table</i>	5. Ekspor Sumatera Utara Menurut Benua Tujuan, 2000 – 2004 <i>Export of Sumatera Utara by Continent of Destination, 2000 – 2004</i>	12 – 15
Tabel <i>Table</i>	6. Ekspor Sumatera Utara Menurut Komoditi Utama 3 Digit SITC, 2000 – 2004 <i>Export of Sumatera Utara By Main Commodity of SITC 3 Digit, 2000 – 2004</i>	16 – 21

Tabel		Ekspor Sumatera Utara menurut Negara Tujuan Utama, 2000 – 2004	
<i>Table</i>	7.	<i>Export of Sumatera Utara by Main Country of Destination, 2000 – 2004.....</i>	22 – 25
Tabel		Ekspor Sumatera Utara menurut Pelabuhan Utama, 2000 – 2004	
<i>Table</i>	8.	<i>Export of Sumatera Utara by Port, 2000 – 2004....</i>	26 – 29
Tabel		Ekspor Sumatera Utara menurut Pulau Asal Barang , 2004	
<i>Table</i>	9.	<i>Export of Sumatera Utara by, Goods Island, 2004</i>	30 – 33
Tabel		Impor Sumatera Utara menurut Sektor, 2000 – 2004	
<i>Table</i>	10	<i>Import of Sumatera Utara by Sector, 2000 – 2004</i>	34– 35
Tabel		Impor Sumatera Utara menurut Kelompok Barang Ekonomi, 2000 – 2004	
<i>Table</i>	11	<i>Import of Sumatera Utara by Economic Goods Group, 2000 – 2004.....</i>	36 –37
Tabel		Impor Sumatera Utara menurut Komoditi SITC 1 Dijiit, 2000 – 2004	
<i>Table</i>	12	<i>Import of Sumatera Utara by 1 Digit SITC Commodity, 2000 – 2004.....</i>	38 – 43
Tabel		Impor Sumatera Utara menurut Benua Asal, 2000 – 2004	
<i>Table</i>	13	<i>Import of Sumatera Utara by Continent of Origin, 2000 – 2004.....</i>	44 – 47

Tabel	14	Impor Sumatera Utara Menurut Komoditi Utama 3 Digit SITC, 2000 – 2004	
<i>Table</i>	.	<i>Import of Sumatera Utara By Main Commodity of SITC 3 Digit, 2000 – 2004</i>	48 – 53
Tabel	15	Impor Sumatera Utara menurut Negara Asal Utama, 2000 – 2004	
<i>Table</i>	.	<i>Import of Sumatera Utara by Main Country of Origin.....</i>	54 – 57
Tabel	16	Impor Sumatera Utara menurut Pelabuhan Utama, 2000 – 2004	
<i>Table</i>	.	<i>Import of Sumatera Utara by Main Port, 2000 – 2004</i>	58 – 61
Tabel	17	Neraca Perdagangan Sumatera Utara Menurut Sektor, 2000 – 2004	
<i>Table</i>	.	<i>Balance Of Trade Of Sumatera Utara By Sector, 2000 – 2004</i>	62
Tabel	18	Neraca Perdagangan Sumatera Utara Menurut Kelompok Barang Ekonomi, 2000 – 2004	
<i>Table</i>	.	<i>Balance Of Trade Of Sumatera Utara By Economic Goods Group, 2000 – 2004</i>	63
Tabel	19	Neraca Perdagangan Sumatera Utara menurut Komoditi SITC 1 Dijit, 2000 – 2004	
<i>Table</i>	.	<i>Balance Of Trade of Sumatera Utara by 1 Digit SITC Commodity, 2000 – 2004</i>	64 – 66
Tabel	20	Neraca Perdagangan Sumatera Utara menurut Benua Tujuan, 2000 – 2004	
<i>Table</i>	.	<i>Balance Of Trade of Sumatera Utara by Continent , 2000 – 2004.....</i>	67 – 68

Tabel	Ekspor dan Impor Sumatera Utara menurut	
21	Komoditi HS dan SITC, 2004	
<i>Table</i>	. <i>Export and Import of Sumatera Utara by HS and SITC Commodity, 2004.....</i>	69 – 179
Tabel	Ekspor dan Impor Sumatera Utara menurut	
22	Komoditi SITC dan Negara, 2004	
<i>Table</i>	. <i>Export and Import of Sumatera Utara by Country and SITC Commodity, 2004.....</i>	180 – 285
Tabel	Ekspor dan Impor Sumatera Utara menurut	
23	Negara dan Komoditi SITC, 2004	
<i>Table</i>	. <i>Export and Import of Sumatera Utara by Country and SITC Commodity, 2004.....</i>	286 – 407
Tabel	Ekspor Sumatera Utara menurut Komoditi SITC	
24	dan Propinsi Asal Barang, 2004	
<i>Table</i>	. <i>Export of Sumatera Utara by SITC Commodity and Province Goods, 2004.....</i>	408 – 445

Bab penjelasan

1

Explanatory Notes

1. Pendahuluan

Penyajian Statistik Ekspor dan Impor tahun 2004 ini berisi tabel-tabel ekspor dan impor menurut pelabuhan ekspor dan impor, komoditi HS (Harmonized System) dan SITC (Standard International Trade Classification), serta negara tujuan dan asal.

2. Cakupan Wilayah

Daerah pencatatan statistik dalam publikasi ini meliputi seluruh pelabuhan ekspor dan impor di wilayah Sumatera Utara.

3. Sumber Data

Data ekspor dan impor dikumpulkan berdasarkan dokumen Pemberitahuan Ekspor Barang (PEB) dan Pemberitahuan Impor Barang (PIB), yang diisi oleh eksportir dan importir serta telah diberikan ijin muat dan bongkar oleh Bea dan Cukai yang selanjutnya dikirim ke Badan Pusat Statistik (BPS).

1. Introduction

The 2004 Export and Import Statistics presented here consist of export and import tables by port of exportation and importation, HS (Harmonised System) and SITC (Standard International Trade Classification) commodity, and country of destination and origin.

2. Coverage

The coverage of this publication includes the entire port of exportation and importation located in Sumatera Utara region.

3. Source Of Documents

The compilation of the export and import statistics are based on Export and Import Declaration so called PEB and PIB which are filled out by the exporters/importers, and approved by the Customs and Excises officers. Then the documents are sent directly to BPS-Jakarta.

4. Sistem Perdagangan

Pencatatan statistik ekspor menggunakan sistem perdagangan umum (*general trade*), sedangkan untuk statistik impor menggunakan sistem perdagangan khusus (*special trade*).

Dalam sistem perdagangan umum kawasan berikat seperti Batam dianggap sebagai wilayah dalam negeri, tetapi dalam sistem perdagangan khusus, kawasan berikat dianggap sebagai wilayah luar negeri.

5. Ruang Lingkup Ekspor

Pencatatan statistik ekspor meliputi seluruh barang yang keluar melalui pelabuhan ekspor yang ada di wilayah Sumatera Utara ke luar negeri, baik yang bersifat komersial maupun bukan komersial seperti bantuan barang kredit lunak, hadiah dan sebagainya.

Ekspor kapal laut dan pesawat udara termasuk dalam statistik ekspor, sedangkan ekspor bunker minyak untuk kapal tidak dicatat dalam publikasi ini.

Barang-barang hasil Sumatera Utara yang dikirim ke luar negeri

4. Trade System

In recording of export statistics, the BPS applies the general trade system, while for import statistics; the special trade system is applied.

In the general trade system, bounded zone such as Batam is treated as domestic area, while in the special trade system, bounded zone is treated as foreign area.

5. Coverage Of Export

Recording of export statistics cover all goods that leave port of exportation in Sumatera Utara region and were sent abroad, both commercial as well as non-commercial goods, such as goods with soft loans, grants/gifts, etc.

Exports of ships and aeroplanes are included in export statistics, while export of oil bunkers for ships is excluding.

Product goods of Sumatera Utara which are sent abroad to be processed, are still recorded as

untuk diolah di luar negeri tetap dicatat sebagai ekspor, meskipun hasil olahan barang tersebut akan kembali ke wilayah Sumatera Utara.

Barang-barang di bawah ini tidak termasuk dalam statistik ekspor :

- a. Pakaian dan barang-barang perhiasan penumpang.
- b. Barang-barang yang dikirim untuk perwakilan Indonesia di luar negeri.
- c. Barang-barang untuk ekspedisi dan ekshibisi/pameran.
- d. Pembungkus/peti kemas untuk diisi di luar negeri.
- e. Uang dan surat-surat berharga.
- f. Barang-barang contoh.
- g. Barang-barang yang dikirim ke luar negeri untuk diperbaiki.

6. Ruang Lingkup Impor

Pencatatan statistik impor meliputi seluruh barang-barang yang masuk melalui pelabuhan impor yang ada di wilayah Sumatera Utara dari luar negeri, baik yang bersifat komersial maupun bukan komersial seperti hadiah dan sebagainya.

Sebagian impor kapal laut dan pesawat udara beserta suku

exported goods, although this after processed goods will be returned back to Sumatera Utara through importation procedure.

Goods listed below are excluded from export statistics :

- a. *Clothes and jewellery possessed by passengers.*
- b. *Goods sent abroad for Indonesian representatives.*
- c. *Goods for expeditions and exhibitions /shows.*
- d. *Packing material/containers to be used abroad.*
- e. *Money and bonds.*
- f. *Sample goods.*
- g. *Goods sent abroad to be repaired.*

6. Coverage Of Import

The recording system of import statistics includes all goods from abroad entering port of Importation in Sumatera Utara region, both commercial as well as non-commercial goods, such as grants/gifts, etc.

Almost all imports of ships and

cadangnya termasuk dalam statistik impor.

Barang-barang luar negeri yang diolah atau diperbaiki di Sumatera Utara tetap dicatat sebagai barang impor, meskipun setelah barang tersebut selesai diproses akan kembali ke luar negeri (re-ekspor).

Barang-barang di bawah ini tidak termasuk di dalam statistik impor :

- a. Pakaian dan barang-barang perhiasan penumpang.
- b. Barang-barang penumpang untuk dipakai sendiri kecuali lemari es, pesawat TV, dan sebagainya.
- c. Barang-barang yang diimpor untuk keperluan perwakilan (kedutaan) suatu negara.
- d. Barang-barang untuk keperluan ekspedisi dan ekshibisi/pameran.
- e. Sebagian barang-barang yang langsung diimpor oleh angkatan bersenjata.
- f. Pembungkus/peti kemas untuk diisi kembali.
- g. Uang dan surat-surat berharga.
- h. Barang-barang contoh.

aeroplanes as well as its spare part are included in import statistics.

Goods from abroad to be processed or fixed in Sumatera Utara, still be recorded as import although they will be returned abroad after the process is finished (re-export).

Goods listed below are excluded from import statistics:

- a. *Clothes and jewellery possessed by passengers.*
- b. *Goods of passengers to be personally used, with the exception to refrigerators, televisions, etc.*
- c. *Goods to be imported for representative use of certain country.*
- d. *Goods for expeditions and exhibitions/shows.*
- e. *Several goods to be imported directly by army.*
- f. *Packing material/containers to be used later for import activity.*
- g. *Money and bonds.*
- h. *Sample goods.*

7. Sistem Pengolahan

Data dalam publikasi ini mencakup dokumen-dokumen ekspor dan impor tahun 2004 yang diterima Badan Pusat Statistik sejak awal Januari 2004 sampai 31 Januari 2005.

Sistem pengolahan menggunakan sistem "carry over". Dengan metode ini dokumen-dokumen dari daerah ditunggu selama satu bulan setelah bulan berjalan. Dokumen yang datang terlambat akan dimasukkan dalam bulan pengolahan berikutnya. Metode "carry over" ini sangat membantu mempercepat pengolahan data. Di samping itu telah diteliti bahwa metode ini tidak begitu berpengaruh terhadap ekspor dan impor bulanan yang disebabkan "carry over" bulan-bulan berikutnya.

8. Klasifikasi Komoditi

Penggolongan barang di dalam publikasi ini menggunakan Klasifikasi Tarif Indonesia 1989 yang didasarkan atas Harmonized System (HS) yang sudah diperbarui

7. Processing System

The data in this publication cover 2004 exports and imports documents received by BPS since the beginning of January 2004 until January 31st, 2005.

The processing system applied the carry-over system. This means that all documents resulted from transaction month will be recorded right in the next month so-called processing month. However, if supposed that the documents are not received in that month, they will be carried over to the following month and so called "Carry over documents". This is done so in order to speed up the process and presentation of the export and import statistics moreover; it is found that the "Carry-over" system does not introduce a bias result significantly.

8. Commodity Classification

Commodity classification is referred to the "1989 Indonesian Tariff Classification" that applies Harmonised System codes. Since 1989 the system has been updated

tahun 1991, 1993, 1994, 1995, dan terakhir tahun 1996. Versi yang terakhir ini mengalami perubahan yang relatif besar dibanding sistem pengkodean tahun sebelumnya. Disamping menggunakan HS sebagai klasifikasi jenis barang, juga digunakan Standard International Trade Classification (SITC) yang dipergunakan secara meluas oleh banyak negara di dunia.

five times which were in 1991, 1993, 1994, 1995, and 1996. However, in the last updated-version there exists a big change as compare to the previous versions. Besides applying the HS, the SITC (Standard International Trade Classification) is also applied, which is broadly used by almost all country in the world.

9. Periode Referensi

Periode penentuan ekspor adalah tanggal diberikannya izin muat barang tersebut oleh pejabat Bea dan Cukai setelah diadakan pemeriksaan seperlunya.

Periode penentuan impor adalah tanggal penyelesaian dokumen oleh pejabat Bea dan Cukai yang terdapat dalam dokumen impor.

9. Reference Period

The period for export determination is the date of issuance of the goods loading permit by the Customs and Excises officers, after the necessary examination has been conducted.

Date determination for import is the date of settlement/completion by custom and excises officers as stated in the import documents.

10. Nilai Barang

Nilai barang yang dicatat untuk statistik ekspor adalah nilai FOB (US\$), dan nilai CIF (US\$), untuk statistik impor yang dicatat oleh Bea dan Cukai sebagai dasar perhitungan bea masuk.

10. Commodity Value

The value systems for both exports and imports are based FOB (Free On Board) and CIF (Cost Insurance and Freight) values respectively. The latter is record by the Customs and Excises for import duty purposes.

Untuk periode 2004 rata-rata kurs nilai valuta 1 US\$ adalah Rp. 8 547,- (dari rata-rata tertimbang transaksi ekspor bulanan).

The exchange rate used is just the weight average of monthly transaction during 2004. The rate is Rp. 8 547,- per US \$ 1.00

11. Satuan Barang

11. Commodity Unit

Statistik ekspor dan impor disajikan dalam berat bersih (Kg).

Exports and imports statistics are present in net weight (kg).

12. Negara Tujuan

12. Country Of Destination

Yang dimaksud dengan negara tujuan adalah negara dimana barang tersebut akan dikonsumsi/diperdagangkan.

Country of destination is the country stated at the time of dispatch to be the final country where goods to be delivered.

13. Negara Asal

13. Country Of Origin

Negara asal adalah negara dimana barang-barang tersebut dihasilkan setelah diperiksa oleh pejabat Bea dan Cukai sesuai dengan peraturan yang berlaku.

Country of origin is the country in which goods have been produced after being verified by the Customs and Excises officers, pursuant to the prevailing regulations.

14. Pelabuhan Ekspor

14. Port Of Exportation

Yang dimaksud dengan pelabuhan ekspor adalah pelabuhan dimana surat izin muat tersebut dikeluarkan.

Port of exportation is the port where the loading permit is issued.

15. Pelabuhan Impor

Pelabuhan impor adalah pelabuhan di mana barang tersebut dibongkar.

16. Singkatan

Deskripsi yang lazim disingkat antara lain adalah :

nec : not elsewhere classified
nes : not elsewhere stated
ncak : not classified according to a kind

15. Port Of Importation

Port of importation is the port where goods are unloaded.

16. Abbreviation

Description that usually abbreviated are :

*nec : not elsewhere classified
nes : not elsewhere stated
ncak : not classified according to a kind*

Bab ringkasan

2

Summary

Ekspor Dan Impor Sumatera Utara

Kinerja ekspor Sumatera Utara tahun 2004 mencatat prestasi gemilang, dengan perolehan devisa US\$ 4,24 miliar atau naik 57,72 % dari tahun 2003. Prestasi tersebut sekaligus mengukir rekor baru di bidang ekspor yang dicapai Propinsi Sumatera Utara selama ini dan melebihi nilai ekspor sebelum terjadi krisis ekonomi. Unsur penyumbang terbesar dari perolehan ekspor adalah dari sektor industri dengan nilai kontribusi US\$3,17 miliar (74,68 % dari total ekspor).

Kinerja ekspor yang menggembirakan tersebut telah mampu membukukan surplus devisa neraca perdagangan Sumatera Utara sebesar US\$ 3,29 Milyar, meningkat 63,64 persen

Export and Import of Sumatera Utara

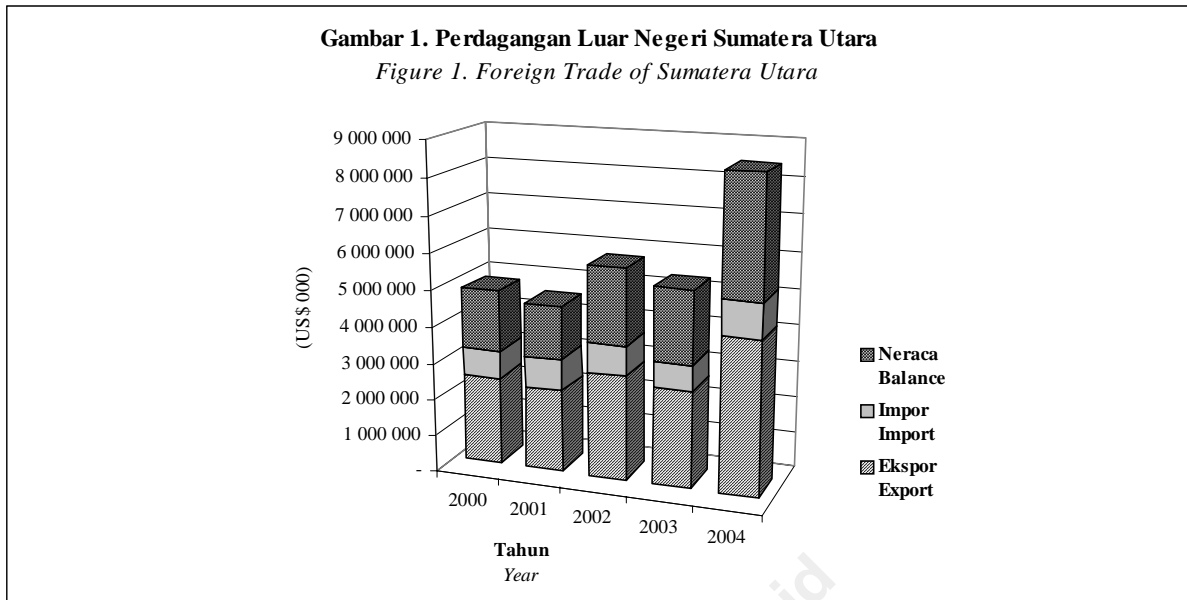
Performance export Sumatera Utara in 2004 noting glorious achievement, with acquirement of foreign exchange of us\$ 4,24 milliard or increase 57,72 % from year 2003. The achievement at the same time carve new champion in reached exporting area of Sumatera Utara Province during the time and exceed value export before happened economic crisis. biggest Contributor element of acquirement of exporting is from industrial sector with contribution value of US\$3,17 milliard (74,68 % from totalizing exporting

Exporting performance seething with excitement the have been able to book Sumatera Utara balance of trade foreign exchange surplus equal to US\$ 3,29 Billion, mounting 63,64 percent

Ringkasan

dibandingkan dengan tahun sebelumnya sebesar US\$2,01 miliar. Kenaikan Neraca Perdagangan yang tajam terutama disebabkan oleh meningkatnya penerimaan dari sektor industri mencapai US\$ 2.311,12 juta atau mengalami kenaikan 67,29 persen. Sementara itu neraca sektor pertanian mencatat surplus sebesar US\$ 967,53 juta, lebih besar dari tahun sebelumnya yang mencatat surplus US\$ 634,41 juta, atau mengalami kenaikan 52,51 persen. Sektor Pertambangan dan penggalian mengalami surplus US\$ 7,46 juta, lebih besar dari periode yang sama tahun sebelumnya yang mencatat defisit sebesar US\$ -7,83 juta.

compared to previous year equal to US\$2,01 milliard. Increase of keen Balance Of Trade especially because of the increasing of acceptance of tired industrial sector of US\$ 2.311,12 million or experience of increase 67,29 percent. Meanwhile agricultural sector balance note surplus equal to US\$ 967,53 million, bigger than previous year which note surplus of US\$ 634,41 million, or experience of increase 52,51 percent. Mining Sector and natural dig of surplus of US\$ 7,46 million, bigger than is same period of previous year which note deficit equal to US\$ - 7,83 million.



Ekspor Menurut Sektor

Pada tahun 2004, ekspor Sumatera Utara mengalami pertumbuhan positif pada sektor Industri (59,31 persen), sektor Pertanian sebesar (49,88 persen), sektor Pertambangan dan penggalian (220,30 persen), sedangkan sektor yang mengalami pertumbuhan negatif adalah lainnya (-46,34 persen).

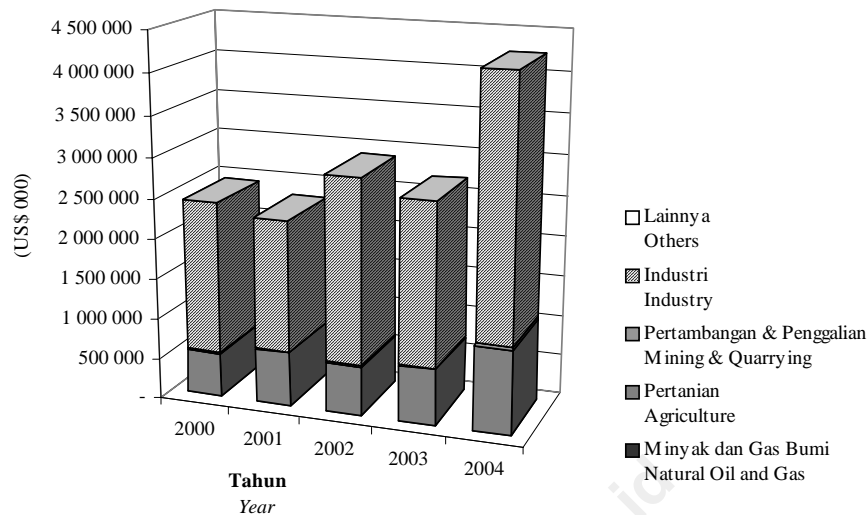
Sebagian besar ekspor Sumatera Utara pada tahun 2004, didominasi oleh ekspor sektor Industri, sebesar 74,68 persen dari total ekspor Sumatera Utara. Ekspor sektor Pertanian mengambil porsi 24,29 persen, ekspor sektor Pertambangan dan Penggalian 1.04 persen, sedangkan ekspor sektor

Export By Sector

In 2004, export of Sumatera Utara suffered positive growth in Industry sector (59,31 percent), Agriculture sector (49,88 percent), Mining And Quarrying sector (220,30 percent), meanwhile the sector that had negative growth were Others sector (-46,34 percent).

Most of export of Sumatera Utara in 2004, was dominated by Industry sector or 74,68 percent in export total. Export of Agriculture sector took 24,29 percent, export of Mining and Quarrying sector 1,04 percent, while export of Natural Oil and Gas almost had no share in export total.

Gambar 2. Ekspor Sumatera Utara menurut Sektor
Figure 2. Exports of Sumatera Utara by Sector



Ekspor Menurut Benua Tujuan

Ekspor ke benua tujuan pada tahun 2004, umumnya mengalami pertumbuhan yang positif kecuali ekspor ke Afrika yang memiliki pertumbuhan negatif sebesar -1,21 persen. Ekspor ke benua tujuan yang mengalami pertumbuhan positif diantaranya ke Timur Tengah (152,82 persen), Amerika Latin (77,44 persen), Uni Eropa (71,42 persen), Asia Lainnya (65,32 persen), Amerika Utara (39,61 persen), Oseania (38,45 persen), Eropa Lainnya (36,58 persen) dan ASEAN (24,74 persen).

Sebanyak 40,73 persen ekspor Sumatera Utara adalah ekspor ke Asia Lainnya. Ekspor ke Uni Eropa 20,81 persen, ke ASEAN 10,21 persen,

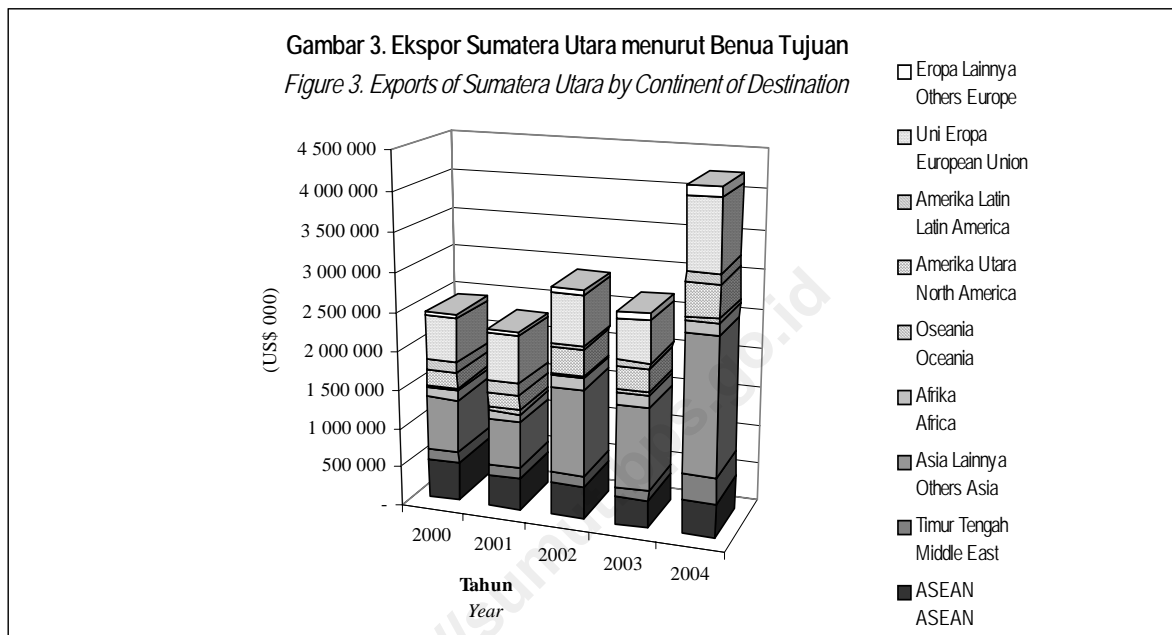
Export By Continent Of Destination

Export to continent of destination in 2004 suffered positive growth generally, except export to Africa owning negative growth equal to -1,21 percent. Export to continent of destination is positive growth among others to Middle East (152,82 percent), Latin America (77,44 percent), European Union (71,42 percent), Others Asia (65,32 percent), North America (39,61 percent), Oceania (38,45 percent), Others European (36,58 percent), and ASEAN (24,74 percent).

For the amount of 40,73 percent of export Sumatera Utara was export to Others Asia. Export to European Union (20,81 percent), to ASEAN was 10,21

Amerika Utara 9,69 persen, Timur Tengah 7,89 persen, Afrika 3,82 persen, Amerika Latin 2,94 persen, Eropa Lainnya 2,83 persen, dan Oseania 1,10 persen.

percent, North America 9,69 percent, Middle East 7,89 percent, Africa 3,82 percent, Latin America 2,94 percent, others Europe 2,83 percent, and Oceania, 1,10 percent.



Ekspor Menurut Komoditi Utama

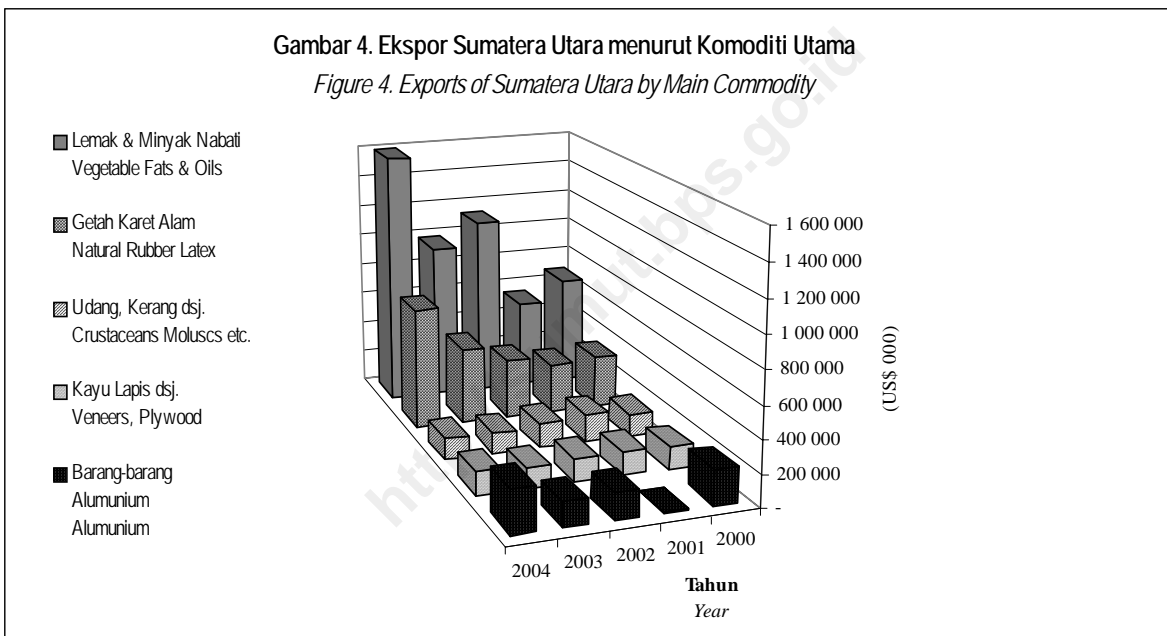
Export By Main Commodity

Hampir semua komoditi utama ekspor Sumatera Utara mengalami peningkatan pada tahun 2004. Komoditi utama yang mengalami kenaikan cukup tinggi diantaranya adalah Olahan Minyak, Lemak Nabati dan Hewani (SITC 431, naik 282,82 persen), Aluminium (SITC 684, naik 77,88 persen), Pulp dan Sisa-sisa kertas (SITC 251, naik 77,83 persen), Minyak Nabati Lainnya cair atau Kental (SITC 422, naik 63,48 persen), Getah karet alam (SITC 231, naik 59,70

Most of all the main commodity of export of Sumatera Utara that had growth in 2004. Main commodity of high increase enough among others is Animal And Vegetable Oil And Fat (SITC 431, increase 282,82 persen), Aluminium (SITC 684, increase 77,88 persen), Pulp And Waste Paper (SITC 251, increase 77,83 persen), Fixed Vegetable Fats And Oils Solid,crude,refined /fractioned (SITC 422, increase 63,48 persen), Natural Rubber Latex (SITC 231, increase 59,70

persen), kopi (SITC 071, naik 37,42 persen), perlengkapan garmen bukan tekstil (SITC 848, naik 35,00 persen), Kayu Olahan (SITC 635, naik 29,33 persen), kayu lapis (SITC 634, naik 14,56 persen), dan udang kerang sejenisnya segar atau dingin (SITC 036, naik 6,33 persen).

persen), Coffee (SITC 071, increase 37,42 persen), Articles Of Apparel And Clothing Accessories (SITC 848, increase 35,00 persen), Wood Manufactures (SITC 635, increase 29,33 persen), Veneers, plywood, improved Or Reconstituted Wood, worked, n.e.s (SITC 634, increase 14,56 persen), dan Crustaceans Moluscs And Aquatic Invertebrates (SITC 036, increase 6,33 persen).



Hampir separuh (37,53 persen) ekspor Sumatera Utara tahun 2004 merupakan ekspor Lemak dan Minyak Nabati lainnya cair atau kental (SITC 422), dan 17,57 persen ekspor Getah Karet Alam (SITC 231), 6,24 persen ekspor Aluminium (SITC 684), komoditi lainnya masing-masing mengambil porsi kurang dari 5 persen.

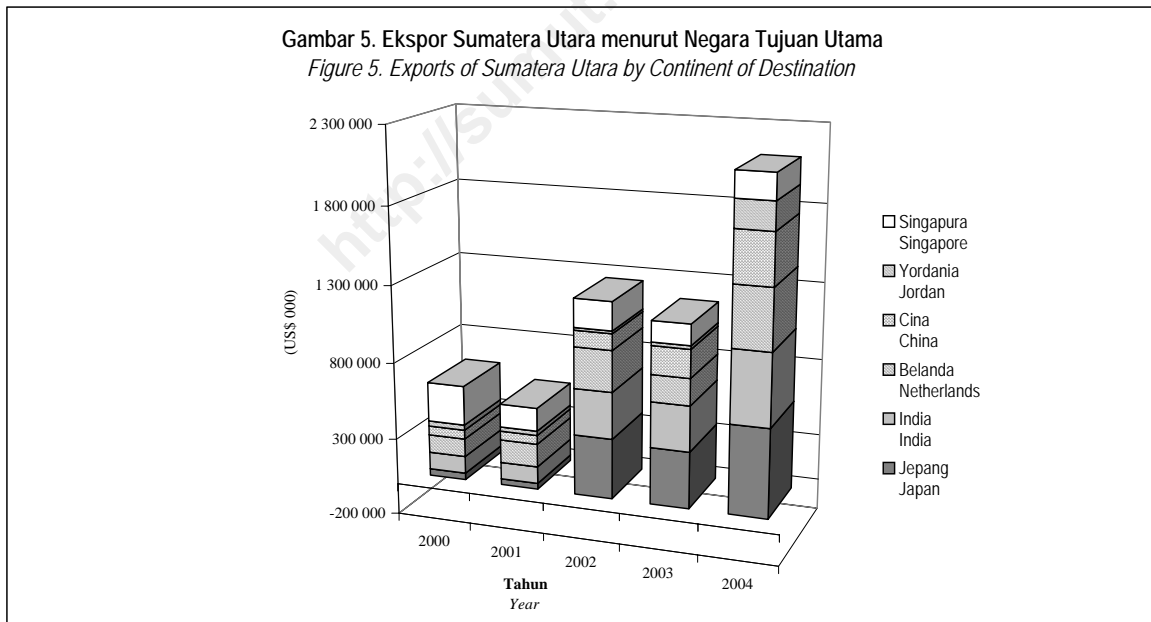
Almost all (37,53 percent) export of Sumatera Utara in 2004 was export of Fixed Vegetable Fats And Oils Solid, crude, refined/fractioned (SITC 422), 17,57 percent export of Natural Rubber Latex; natural Rubber And Similar Natural Gums (SITC 231), 6,24 percent export of Aluminium (SITC 684), other commodity each taking portion less than 5 percent.

Ekspor Menurut Negara Tujuan Utama

Export By Main Country Of Destination

Hampir semua negara tujuan utama ekspor Sumatera Utara tahun 2004 mengalami peningkatan nilai ekspor antara lain adalah Jepang (56,79 persen), India (60,06 persen), Belanda (127,36 persen), Amerika Serikat (36,97 persen), China (82,09 persen), Yordania (689,77 persen), Singapura (23,48 persen), Malaysia (18,95 persen), Pakistan (172,92 persen), dan Italia (98,00 persen), sedangkan negara tujuan utama yang mengalami penurunan nilai ekspor adalah Turki (-29,15 persen).

Almost all main country of destination of export of Sumatera utara in 2004 that had positive export growth were Japan (56,79 percent), India (60,06 percent), Netherlands (127,36 percent), United States (36,97 percent), China (82,09 percent), Jordan (689,77 percent), Singapore (23,48 percent), Malaysia (18,95 percent), Pakistan (172,92 percent), and Italy (98,00 percent). Meanwhile country of destination of export of degradation of value export is Turkey (-29,15 percent).



Ekspor Berdasarkan Propinsi Asal Barang

Exporting Pursuant To Province Goods

Pengertian Propinsi Asal Barang Sumatera Utara adalah barang-barang

Congeniality of Province Goods Sumatera Utara is exported goods through port load in Sumatera Utara

yang diekspor melalui pelabuhan muat di Sumatera Utara dan barang tersebut di produksi oleh unit-unit usaha yang berdomisili di wilayah Propinsi Sumatera Utara. Seperti diketahui selama ini, Propinsi Sumatera Utara sebagai propinsi terbesar di pulau Sumatera, mempunyai berbagai keunggulan dalam hal sarana dan prasarana penunjang ekspor dibanding wilayah lainnya. Dengan berbagai keunggulan tersebut banyak perusahaan yang mempunyai pabrik di daerah tetapi berkantor Pusat di Sumatera Utara. Akibatnya tidak sedikit perusahaan yang memproduksi di luar Sumatera Utara tetapi melakukan pengurusan dokumen dan realisasi ekspornya dilakukan melalui pelabuhan muat Sumatera Utara. Nilai ekspor melalui pelabuhan muat Sumatera Utara tahun 2004 bernilai 4,24 milyar US\$, dan nilai ekspor propinsi asal barang Sumatera Utara pada tahun yang sama senilai 3,98 milyar US\$. Hal ini berarti nilai ekspor propinsi asal barang Sumatera utara sebesar 93,93 persen dari total ekspor melalui pelabuhan muat Sumatera Utara. Propinsi lain yang melakukan ekspor barang melalui pelabuhan muat di Sumatera Utara adalah Propinsi Riau yang mempunyai peran 3,13 persen dari total ekspor melalui pelabuhan muat Sumatera Utara.

and the goods in production by business units which living in Province Sumatera Utara region. Like known during the time, Sumatera Utara Province as biggest province in Sumatra island, having various excellences in the case of facilities and basic facilities supporter of exporting compared to other region. With various the excellences many company having factory in area but having its office Centre in Sumatera Utara. As a result, by dozens productive company outside Sumatera Utara but conducting management of its exporting realization and document through port load Sumatera. Value export to through port load Sumatera Utara year 2004 valuable 4,24 billion US\$, and value export is same Sumatera Utara goods province in the year for the price of 3,98 billion US\$. Matter this means value export Sumatera Utara goods province equal to 93,93 percentage of totalising exporting through port load North Sumatra. Other Province which export goods through port load in Sumatera is Riau Province having role 3,13 percentage of totalising exporting through port load Sumatera Utara.

Ekspor Menurut Pelabuhan

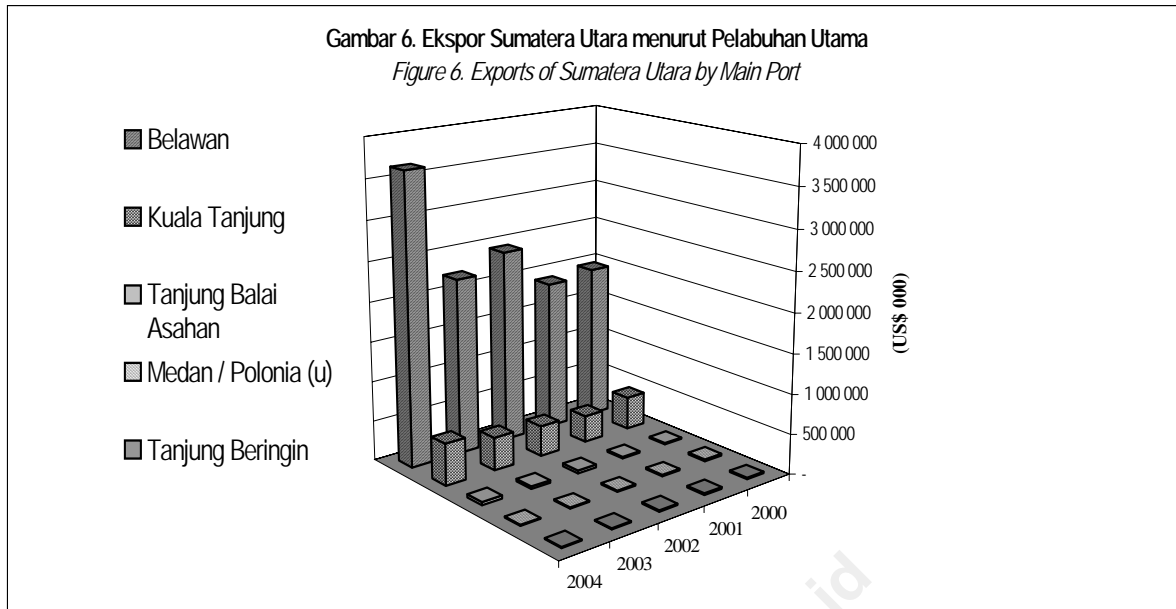
Pada tahun 2004, ekspor melalui pelabuhan besar seperti Belawan, mengalami peningkatan sebesar 64,55 persen. Demikian pula halnya dengan ekspor melalui Kuala Tanjung, Tanjung Balai Asahan, Polonia, dan Tanjung Pura masing-masing mengalami peningkatan sebesar 26,25 persen, - 37,37 persen, 6,40 persen, dan 350,00 persen. Sebaliknya, ekspor melalui Sibolga mengalami penurunan sebesar -4,62 persen.

Sebagian besar ekspor Sumatera Utara tahun 2004 masih dikirim melalui Belawan (86,05 persen). Selebihnya dikirim melalui Kuala Tanjung (12,37 persen), Tanjung Balai Asahan (0,94), Polonia (0,30 persen), dan Sibolga (0,29 persen). Sedangkan melalui pelabuhan lainnya hanya dibawah 0,1 persen.

Export By Port

In 2004, export via huge port like Belawan, natural of increased 64,55 percent. The same thing happened to export via Kuala Tanjung, Tanjung Balai Asahan, Polonia, and Tanjung Pura which increased 26,25 percent, 37,37 percent, 6,40 percent, and 350,00 percent. In reverse, export via Sibolga decreased -4,62.

The largest part of export of Sumatera Utara in 2004 still loaded via Belawan (86,05 percent). The rest loaded via Kuala Tanjung (12,37 percent), Tanjung Balai Asahan (0,94 percent), Polonia (0,30 percent), and Sibolga (0,29 percent). While passing other port only under 0,1 percent.



Impor Menurut Kelompok Barang Ekonomi

Pada tahun 2004, Impor Sumatera Utara mengalami pertumbuhan positif. Impor Barang Modal (naik 18,77 persen), Barang Konsumsi (naik 47,74 persen), dan impor Bahan Baku Penolong (naik 44,71 persen).

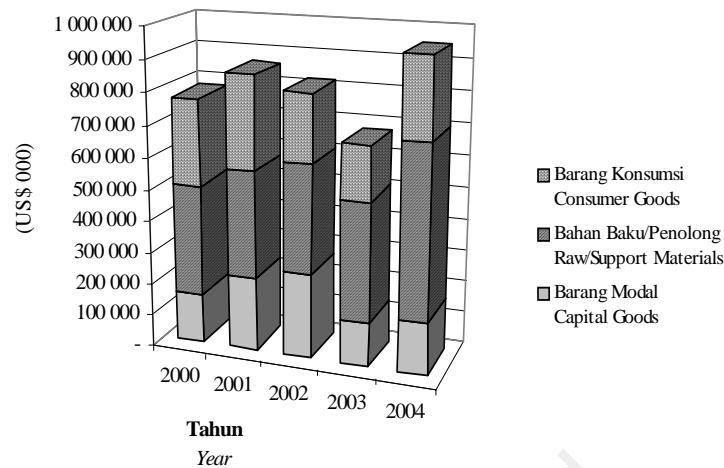
Porsi terbesar impor Sumatera Utara tahun 2004 adalah impor Bahan Baku Penolong sebesar 56,72 persen. Impor Barang Konsumsi 26,23 persen, dan

Import By Economic Goods Group

In 2004, Import of Sumatera Utara suffered growth. Import of Capital Goods (increased 18,77 percent), and import Consumer Goods (increased 47,74 percent), and import Raw Material and Auxiliary Goods (increased 44,71 percent).

The biggest portion of import of Sumatera Utara in 2004 was import of Raw Material and auxiliary goods 56,72 percent. Import of Consumption Goods

Gambar 7. Impor Sumatera Utara menurut Kelompok Barang Ekonomi
Figure 7. Imports of Sumatera Utara by Economic Good Group



Impor Menurut Benua Asal

Pada tahun 2004, impor dari benua asal mengalami pertumbuhan positif. Impor dari Eropa Lainnya memiliki pertumbuhan positif terbesar yaitu 84,26 persen. Impor dari benua lainnya yang juga mengalami pertumbuhan positif adalah, Amerika Utara (68,90 persen), Timur Tengah (57,92 persen), Uni Eropa (52,12 persen), Asia Lainnya (36,08 persen), Afrika (31,34 persen), Oseania (29,93 persen), ASEAN (25,96 persen), dan Amerika Latin (25,80 persen).

Sebanyak 36,30 persen impor Sumatera Utara tahun 2004 berasal dari negara Asia Lainnya, dan impor dari negara-negara ASEAN sebesar 16,02 persen. Selebihnya, berasal dari Oseania (13,23 persen), Amerika Utara (11,32 persen), Uni Eropa (10,30

Import By Continent Of Origin

In 2003, import continent of origin suffered positive growth. Import from Others Europe had the most 84,26 percent positive growth. Import from other continents, which also suffered positive growth were, North America (68,90 persen), Middle East (57,92 persen), European Union (52,12 persen), Others Asia (36,08 persen), Africa (31,34 persen), Oceania (29,93 persen), ASEAN (25,96 persen), dan Latin America (25,80 persen).

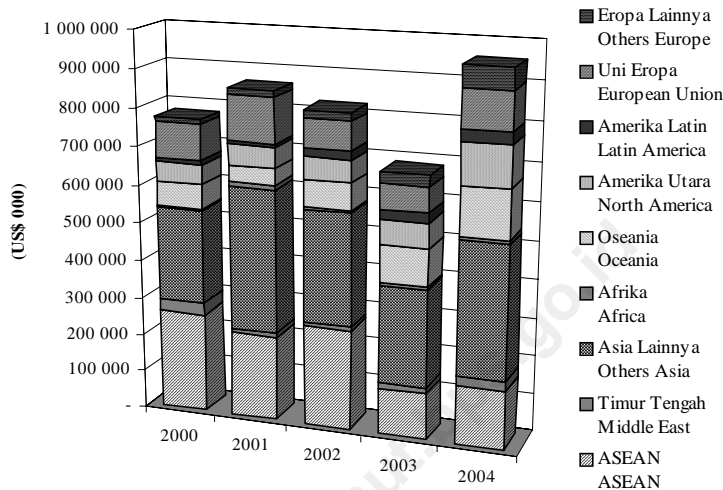
For the amount of 36,30 percent import of Sumatera Utara in 2004 came from countries of Others Asia, and almost the same as import from other ASEAN countries which took 16,02 percent portion. The rest, came from Oceania (13,23 percent), North America

persen), Eropa lainnya (5,82 persen), Amerika Latin (3,23 persen), Timur Tengah (2,70 persen), dan Afrika yang paling kecil (1,08 persen).

(11,32 percent), European Union (10,30 percent), other Europe (5,82 percent), Latin America (3,23 percent), Middle East (2,70 percent), and Africa (1,08 percent and the smallest).

Gambar 8. Impor Sumatera Utara menurut Benua Asal

Figure 8. Imports of Sumatera Utara by Continent of Origin



Impor Menurut Komoditi Utama

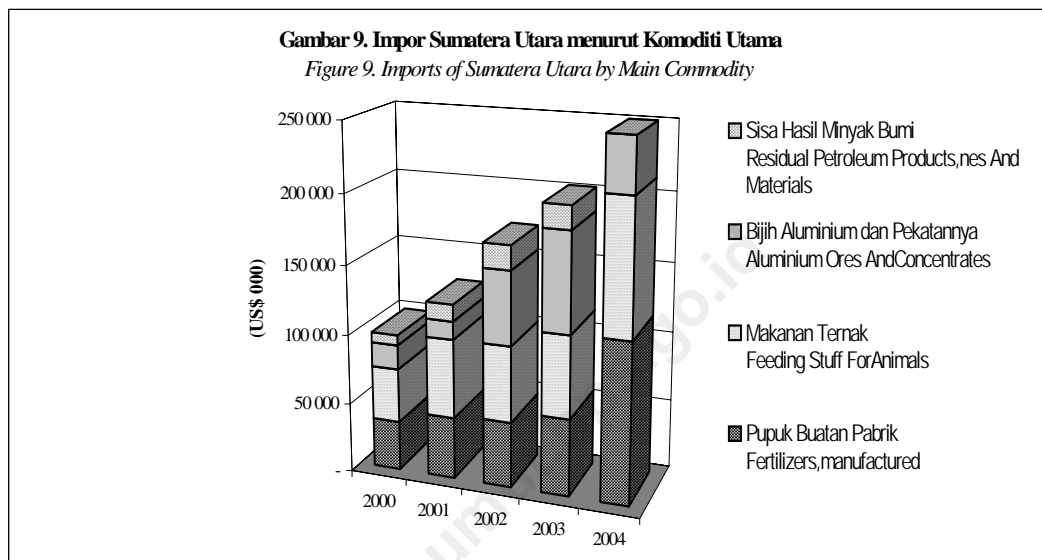
Hampir semua komoditi utama impor Sumatera Utara mengalami peningkatan pada tahun 2004 antara lain Tembakau lembaran, irisan dan sisa-sisanya (SITC 121, naik 51 kali lipat), Besi lembaran tidak disepuh (SITC 673, naik 2 kali lipat), Bahan mineral lainnya (SITC 278, naik 148,88 persen), Sisa hasil minyak bumi (SITC 335, naik 109,72 persen), Pupuk buatan pabrik (SITC 562, naik 108,16 persen), Garam Logam dan Periksoda dari Asam Anorganik (SITC 523, naik 65,22 persen), Makanan Ternak (SITC 081, naik 63,41 persen), Aluminium

Import By Main Commodity

Almost all main commodities of import of Sumatera Utara had positive growth in 2004 that were Tobacco, unmanufactured;tobacco Refuse (SITC 121, increased 51 times fold), Flat Rolled Products Not Clad (SITC 673, increase 2 kali lipat), Other Crude Minerals (SITC 278, increase 148,88 percent), Residual Petroleum Products, nes And Related Materials (SITC 335, increase 109,72 percent), Fertilizers,manufactured (SITC 562, increase 108,16 percent), Metallic Salts And Peroxysalts (SITC 523, increase 65,22 percent), Feeding Stuff For

(SITC 684, naik 17,96 persen), Biji Aluminium dan Pekatannya (SITC 285, naik 10,87 persen), dan Jagung (SITC 044, naik 6,03 persen).

Animals (SITC 081, increase 63,41 percent), Aluminium (SITC 684, increase 17,96 percent), Aluminium Ores And Concentrates (SITC 285, increase 10,87 percent), dan Maize, unmilled (SITC 044, increase 6,03 percent).



Sebanyak 12,08 persen impor Sumatera Utara tahun 2004 merupakan impor Pupuk Buatan Pabrik (SITC 562), 10,10 persen merupakan impor Makanan Ternak (SITC 081), 8,25 persen merupakan impor Biji Aluminium dan Pekatannya (SITC 285), selebihnya masing-masing hanya mengambil porsi kurang dari 5 persen.

For the amount of 14,62 percent of import of Sumatera Utara in 2004 was import of Fertilizers, manufactured (SITC 562, percent), 10,10 percent import of Feeding Stuff For Animals (SITC 081), 8,25 percent import of Aluminum Ores And Concentrates (SITC 285), the rest took each less than 5 percent only.

Impor Menurut Negara Asal Utama

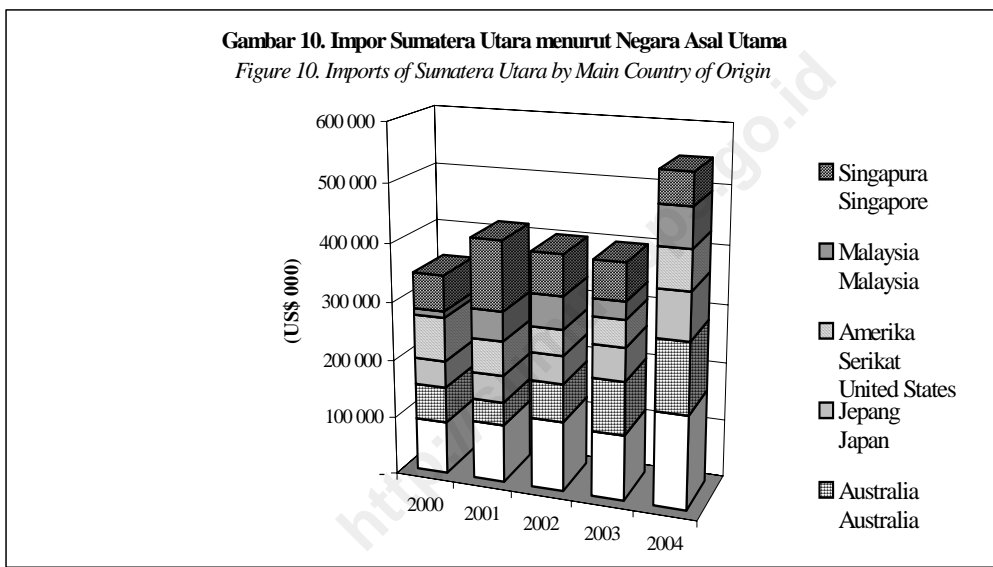
Import By Main Country Of Origin

Sebagian besar negara asal utama impor Sumatera Utara tahun 2004 mengalami peningkatan nilai impor antara lain adalah India (121,51 persen), Jerman (73,75 persen),

Like import by main country of origin of import of Sumatera Utara in 2004 also had positive import growth, such as India (121,51 persen), Germany (73,75 percent), Thailand (63,03

Thailand (63,03 persen), Korea Selatan (47,67 persen), Malaysia (46,41 persen), Amerika Serikat (42,92 persen), Cina (42,63 persen), dan Australia (33,97 persen), sedangkan negara asal yang mengalami penurunan nilai impor adalah Singapura (-2,95 persen) dan Jepang (-15,77 persen).

persen), South of Korea (47,67 persen), Malaysia (46,41 persen), United States (42,92 persen), China (42,63 persen), and Australia (33,97 persen), while one of the main country of origin that had negative import growth was Singapore (-2,95 percent), and Japan (-15,77 percent).



Sebanyak 16,76 persen impor Sumatera Utara tahun 2004 adalah impor dari Cina. Sisanya, yang memiliki porsi di atas 5 persen, adalah impor dari Australia (12,68 persen), Amerika Serikat (8,42 persen), Malaysia (7,05 persen), India (6,94 persen), dan Jepang (5,57 persen). Impor dari negara-negara lainnya kurang dari 5 persen.

For the amount of 16,76 percent of import of Sumatera Utara in 2004 was import from China. The rest, which had more than 5 percent portion, were import from Australia (12,68 percent), United States (8,42 percent), Malaysia (7,05 percent), India (6,94 percent), and Japan (5,57 percent). Import from other country of origin had less than 5 percent share only.

Impor Menurut Pelabuhan

Sama halnya dengan ekspor, impor Sumatera Utara tahun 2004, melalui pelabuhan besar seperti Belawan, mengalami peningkatan 42,58 persen. Demikian pula halnya dengan impor melalui Kuala Tanjung meningkat 31,94 persen. Sebaliknya, impor melalui Tanjung Balai Asahan, Polonia Medan, dan Pangkalan Susu mengalami penurunan masing-masing sebesar - 8,11 persen, -16,75 persen, dan - 77,28 persen.

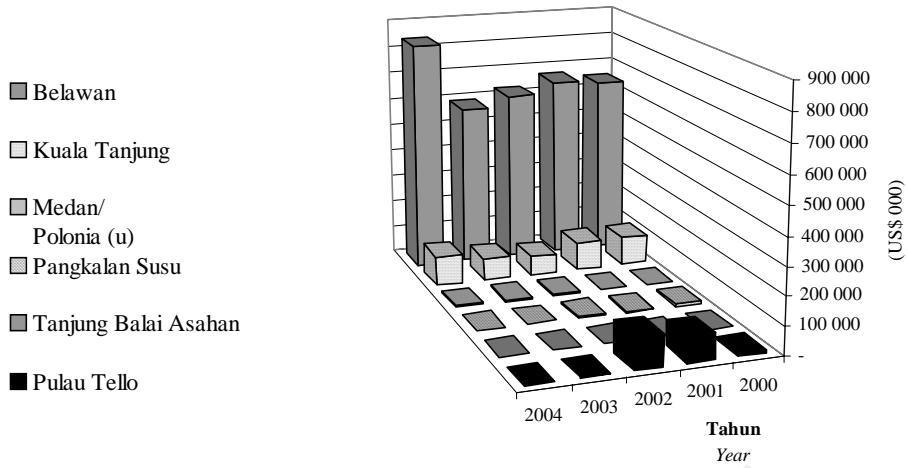
Sebagian besar impor Sumatera Utara tahun 2004 masih dibongkar di Belawan (87,34 persen). Selebihnya dibongkar di Kuala Tanjung (11,32 persen), Tanjung Balai Asahan (0,61 persen), Polonia (0,40 persen), Tanjung Pura (0,12 persen), Pangkalan Susu (0,07 persen), Teluk Mengkudu (0,05 persen), dan Sibolga, Pulau Tello, Hinako (0,03 persen).

Import By Port

The same as with export, import of Sumatera Utara in 2004, via huge port like Belawan, increased 42,58 percent. That way also the things of with import via via Kuala Tanjung increased 31,94 percent. On the contrary, import to via Tanjung Balai Asahan, Polonia Medan, and Pangkalan Susu decreased each of - 8,11 percent, -16,75 percent, and - 77,28 percent.

Most import of Sumatera Utara in 2004 still unloaded in Belawan (87,34 percent). The remainder unloaded in Kuala Tanjung (11,32 percent), Tanjung Balai Asahan (0,61 percent), Polonia (0,40 percent), Tanjung Pura (0,12 percent), Pangkalan Susu (0,07 percent), and Sibolga, Pulau Tello, Hinako (0,03 percent).

Gambar 11. Impor Sumatera Utara menurut Pelabuhan Utama
Figure 11. Imports of Sumatera Utara by Main Port



<http://sumut.bps.go.id>

Tabel 1. Perdagangan Luar Negeri Sumatera Utara, 2000-2004
 Table Foreign Trade Of Sumatera Utara, 2000-2004

Tahun Year	Ekspor / Exports		Impor / Imports		Neraca Balances (000 US\$)
	Berat Bersih Net Weight (Ton)	Nilai FOB FOB Value (000 US\$)	Berat Bersih Net Weight (Ton)	Nilai CIF CIF Value (000 US\$)	
(1)	(2)	(3)	(4)	(5)	(6)
2000	5,166,654	2,437,764	2,620,166	775,287	1,662,477
2001	5,492,341	2,294,796	2,830,242	860,758	1,434,038
2002	6,622,573	2,891,996	2,684,055	819,298	2,072,698
2003	5,490,113	2,687,877	2,343,112	679,811	2,008,067
2004	7,512,890	4,239,409	3,221,858	953,359	3,286,050
Januari/January	526,679	247,283	274,990	75,366	171,917
Februari/February	469,603	265,867	344,011	84,547	181,320
Maret/March	383,300	223,796	274,912	84,244	139,552
April/April	288,454	195,974	94,688	22,497	173,477
Mei/May	580,404	371,155	321,064	110,335	260,820
Juni/June	601,647	396,665	224,032	70,302	326,363
Juli/July	761,218	418,853	356,896	98,310	320,543
Agustus/August	1,099,600	536,456	388,158	78,074	458,382
September/September	752,336	403,212	266,813	88,619	314,593
Oktober/October	763,965	423,985	225,456	81,977	342,008
November/November	650,722	373,014	211,545	65,361	307,653
Desember/December	634,962	383,149	239,293	93,727	289,422

Sumber : BPS Propinsi Sumatera Utara
 Source : BPS - Statistics of Sumatera Utara Province

Tabel 2. Ekspor Sumatera Utara Menurut Sektor, 2000-2004
 Table 2. Export Of Sumatera Utara By Sector, 2000-2004

Tahun Year	Berat Bersih / Net Weight (Ton)					
	Minyak dan Gas Bumi Natural Oil and Gas	Pertanian Agriculture	Pertambangan & Penggalian Mining & Quarrying	Industri Industry	Lainnya Others	Jumlah Total
(1)	(2)	(3)	(4)	(5)	(6)	(7)
2000	-	824,352	41,624	4,300,556	123	5,166,654
2001	-	1,035,361	35,147	4,421,739	92	5,492,341
2002	-	885,245	388,597	5,348,684	46	6,622,573
2003	-	838,057	472,635	4,179,345	75	5,490,113
2004	-	1,024,946	109,313	6,378,576	52	7,512,890
Januari/January	-	59,775	64,397	402,465	42	526,679
Februari/February	-	99,754	184	369,664	-	469,603
Maret/March	-	57,736	9,949	315,614	-	383,300
April/April	-	69,489	36	218,928	-	288,454
Mei/May	-	100,867	1,066	478,469	2	580,404
Juni/June	-	104,924	20,074	476,642	8	601,647
Juli/July	-	78,677	12,235	670,305	-	761,218
Agustus/August	-	112,442	70	987,089	-	1,099,600
September/September	-	87,207	456	664,673	-	752,336
Oktober/October	-	89,193	499	674,272	-	763,965
November/November	-	72,018	188	578,516	-	650,722
Desember/December	-	92,864	159	541,939	-	634,962

Sumber : BPS Propinsi Sumatera Utara
 Source : BPS - Statistics of Sumatera Utara Province

Tabel 2. Lanjutan
Table 2. Continued

Tahun Year	Nilai FOB / FOB Value (000 US\$)					
	Minyak dan Gas Bumi <i>Natural Oil and Gas</i>	Pertanian <i>Agriculture</i>	Pertambangan & Penggalian <i>Mining & Quarrying</i>	Industri <i>Industry</i>	Lainnya <i>Others</i>	Jumlah <i>Total</i>
(1)	(8)	(9)	(10)	(11)	(12)	(13)
2000	-	551,295	16,559	1,869,809	101	2,437,764
2001	-	665,936	10,632	1,618,118	110	2,294,796
2002	-	600,529	19,445	2,271,999	22	2,891,996
2003	-	686,911	13,717	1,987,208	41	2,687,877
2004	-	1,029,559	43,936	3,165,894	23	4,239,409
Januari/ <i>January</i>	-	62,814	1,581	182,876	12	247,283
Februari/ <i>February</i>	-	104,722	73	161,072	-	265,867
Maret/ <i>March</i>	-	56,517	8,888	158,392	-	223,796
April/ <i>April</i>	-	64,172	7	131,795	1	195,974
Mei/ <i>May</i>	-	96,360	53	274,737	6	371,155
Juni/ <i>June</i>	-	106,965	21,092	268,604	4	396,665
Juli/ <i>July</i>	-	82,304	12,071	324,478	-	418,853
Agustus/ <i>August</i>	-	110,571	12	425,873	-	536,456
September/ <i>September</i>	-	81,671	41	321,500	-	403,212
Oktober/ <i>October</i>	-	92,427	45	331,512	-	423,985
November/ <i>November</i>	-	73,635	42	299,338	-	373,014
Desember/ <i>December</i>	-	97,401	31	285,717	-	383,149

Sumber : BPS Propinsi Sumatera Utara
Source : BPS - Statistics of Sumatera Utara Province

Tabel 3. Ekspor Sumatera Utara Menurut Kelompok Barang Ekonomi, 2000-2004
 Table 3. Exports Of Sumatera Utara By Economic Goods Group, 2000-2004

Tahun Year	Berat Bersih / Net Weight (Ton)			
	Barang Modal Capital Goods	Bahan Baku/Penolong Raw/Support Materials	Barang Konsumsi Consumer Goods	Jumlah Total
(1)	(2)	(3)	(4)	(5)
2000	13,321	3,581,386	1,571,948	5,166,654
2001	13,835	3,866,597	1,611,907	5,492,341
2002	20,411	5,003,539	1,598,623	6,622,573
2003	15,852	4,191,866	1,282,394	5,490,113
2004	15,844	5,478,913	2,018,135	7,512,890
Januari/January	960	409,244	116,475	526,679
Februari/February	1,782	292,320	175,501	469,603
Maret/March	918	234,598	147,784	383,300
April/April	1,248	146,151	141,055	288,454
Mei/May	1,697	428,050	150,657	580,404
Juni/June	1,496	463,530	136,622	601,647
Juli/July	1,452	561,507	198,259	761,218
Agustus/August	1,207	844,993	253,401	1,099,600
September/September	1,457	607,572	143,307	752,336
Oktober/October	1,116	538,631	224,218	763,965
November/November	602	473,719	176,401	650,722
Desember/December	1,909	478,598	154,455	634,962

Sumber : BPS Propinsi Sumatera Utara
 Source : BPS - Statistics of Sumatera Utara Province

Tabel 3. Lanjutan
Table 3. Continued

Tahun Year	Nilai FOB / FOB Value (000 US\$)			
	Barang Modal Capital Goods	Bahan Baku/Penolong Raw/Support Materials	Barang Konsumsi Consumer Goods	Jumlah Total
(1)	(6)	(7)	(8)	(9)
2000	30,411	1,374,406	1,032,948	2,437,764
2001	23,954	1,242,004	1,028,837	2,294,796
2002	36,473	1,853,790	1,001,733	2,891,996
2003	29,191	1,784,490	874,194	2,687,877
2004	28,658	2,943,830	1,266,921	4,239,409
Januari/January	1,574	181,825	63,883	247,283
Februari/February	2,480	179,516	83,871	265,867
Maret/March	1,836	143,541	78,420	223,796
April/April	2,265	105,167	88,542	195,974
Mei/May	3,573	265,190	102,392	371,155
Juni/June	2,421	291,750	102,494	396,665
Juli/July	2,499	290,780	125,573	418,853
Agustus/August	2,217	406,200	128,040	536,456
September/September	2,226	299,725	101,261	403,212
Oktober/October	2,321	280,393	141,271	423,985
November/November	1,229	247,005	124,780	373,014
Desember/December	4,017	252,738	126,394	383,149

Sumber : BPS Propinsi Sumatera Utara
Source : BPS - Statistics of Sumatera Utara Province

Tabel 4. Ekspor Sumatera Utara Menurut Komoditi SITC 1 Dijit, 2000-2004
 Table 4. Exports Of Sumatera Utara By 1 Digit SITC Commodity, 2000-2004

Tahun Year	Berat Bersih / Net Weight (Ton)			
	Bahan Makanan dan Binatang Hidup <i>Food and Live Animals</i>	Minuman dan Tembakau <i>Beverages and Tobacco</i>	Bahan Baku <i>Raw Materials; inedible</i>	Bahan Bakar, dan sebagainya <i>Mineral Fuels, Lubricants, etc</i>
(1)	(2)	(3)	(4)	(5)
2000	1,026,958	16,332	649,421	14,883
2001	1,180,917	17,798	781,129	2,158
2002	1,156,873	13,667	778,257	303,755
2003	908,353	14,260	828,781	400,916
2004	1,406,609	20,227	995,644	62,841
Januari/January	88,591	576	59,614	62,802
Februari/February	93,246	128	93,029	20
Maret/March	113,512	26	61,707	-
April/April	108,268	1,424	56,507	-
Mei/May	108,052	1,948	82,908	-
Juni/June	92,820	1,861	127,902	-
Juli/July	136,328	1,591	92,773	-
Agustus/August	194,074	1,521	106,363	19
September/September	95,100	2,035	82,792	-
Oktober/October	160,218	3,186	82,701	-
November/November	116,649	2,061	61,686	-
Desember/December	99,751	3,870	87,662	-

Sumber : BPS Propinsi Sumatera Utara
 Source : BPS - Statistics of Sumatera Utara Province

Tabel 4. Lanjutan
Table 4. Continued

Tahun Year	Berat Bersih / <i>Net Weight</i> (Ton)			
	Minyak/Lemak Nabati dan Hewani <i>Animal and Vegetable Oils/Fats</i>	Bahan Kimia <i>Chemicals</i>	Barang Hasil Industri <i>Manufactured Goods</i>	Mesin dan Alat Pengangkutan <i>Machinery and Transportation Equipments</i>
(1)	(6)	(7)	(8)	(9)
2000	2,401,354	168,190	791,459	7,216
2001	2,545,859	185,742	681,863	6,323
2002	3,473,367	66,176	725,222	16,405
2003	2,572,190	51,697	625,335	9,237
2004	3,992,941	260,223	666,684	13,934
Januari/ <i>January</i>	254,365	17,800	37,448	871
Februari/ <i>February</i>	182,050	63,583	30,501	1,770
Maret/ <i>March</i>	161,795	1,853	41,040	917
April/ <i>April</i>	64,822	2,280	47,943	751
Mei/ <i>May</i>	303,180	14,093	60,672	1,219
Juni/ <i>June</i>	301,831	17,103	49,607	1,376
Juli/ <i>July</i>	435,883	20,001	64,442	1,388
Agustus/ <i>August</i>	693,012	27,240	65,800	1,118
September/ <i>September</i>	482,394	23,415	57,343	1,388
Oktober/ <i>October</i>	397,453	28,145	80,843	930
November/ <i>November</i>	375,416	23,880	61,709	505
Desember/ <i>December</i>	340,740	20,830	69,336	1,701

Sumber : BPS Propinsi Sumatera Utara
Source : BPS - Statistics of Sumatera Utara Province

Tabel 4. Lanjutan
Table 4. Continued

Tahun Year	Berat Bersih / <i>Net Weight</i> (Ton)		
	Hasil Industri Lainnya <i>Miscellaneous Manufactured Goods</i>	Barang dan Transaksi Khusus lainnya <i>Special Transaction and Commodities</i>	Jumlah <i>Total</i>
(1)	(10)	(11)	(12)
2000	90,745	95	5,166,654
2001	90,517	34	5,492,341
2002	88,354	497	6,622,573
2003	78,812	531	5,490,113
2004	93,668	120	7,512,890
Januari/ <i>January</i>	4,558	55	526,679
Februari/ <i>February</i>	5,225	51	469,603
Maret/ <i>March</i>	2,450	-	383,300
April/ <i>April</i>	6,458	-	288,454
Mei/ <i>May</i>	8,318	14	580,404
Juni/ <i>June</i>	9,148	-	601,647
Juli/ <i>July</i>	8,811	-	761,218
Agustus/ <i>August</i>	10,452	-	1,099,600
September/ <i>September</i>	7,870	-	752,336
Oktober/ <i>October</i>	10,489	-	763,965
November/ <i>November</i>	8,816	-	650,722
Desember/ <i>December</i>	11,073	-	634,962

Sumber : BPS Propinsi Sumatera Utara
Source : BPS - Statistics of Sumatera Utara Province

Tabel 4. Lanjutan
Table 4. Continued

Tahun Year	Nilai FOB / FOB Value (000 US\$)			
	Bahan Makanan dan Binatang Hidup <i>Food and Live Animals</i>	Minuman dan Tembakau <i>Beverages and Tobacco</i>	Bahan Baku <i>Raw Materials; inedible</i>	Bahan Bakar, dan sebagainya <i>Mineral Fuels, Lubricants, etc</i>
(1)	(13)	(14)	(15)	(16)
2000	453,736	39,480	386,023	7,813
2001	616,086	62,937	394,161	234
2002	470,628	47,814	440,479	7,347
2003	408,728	41,907	564,487	9,445
2004	561,849	63,585	927,449	1,473
Januari/January	31,120	1,892	53,347	1,470
Februari/February	47,960	318	84,823	1
Maret/March	28,629	19	58,633	-
April/April	42,338	4,547	55,103	-
Mei/May	46,732	6,042	81,309	-
Juni/June	50,427	6,136	117,176	-
Juli/July	48,595	4,992	86,646	-
Agustus/August	62,027	4,747	97,043	1
September/September	41,819	6,132	72,462	-
Oktober/October	59,178	10,102	78,144	1
November/November	49,124	6,494	60,108	-
Desember/December	53,900	12,164	82,655	-

Sumber : BPS Propinsi Sumatera Utara
Source : BPS - Statistics of Sumatera Utara Province

Tabel 4. Lanjutan
Table 4. Continued

Tahun Year	Nilai FOB / FOB Value (000 US\$)			
	Minyak/Lemak Nabati dan Hewani <i>Animal and Vegetable Oils/Fats</i>	Bahan Kimia <i>Chemicals</i>	Barang Hasil Industri <i>Manufactured Goods</i>	Mesin dan Alat Pengangkutan <i>Machinery and Transportation Equipments</i>
(1)	(17)	(18)	(19)	(20)
2000	730,101	92,359	556,053	19,742
2001	586,659	96,041	348,708	12,622
2002	1,165,144	80,009	480,585	28,541
2003	1,011,476	63,891	428,451	16,499
2004	1,720,355	171,639	591,178	24,124
Januari/ <i>January</i>	112,835	7,009	30,912	1,374
Februari/ <i>February</i>	81,972	10,731	29,415	2,412
Maret/ <i>March</i>	78,066	1,731	50,654	1,835
April/ <i>April</i>	34,312	6,008	39,251	1,137
Mei/ <i>May</i>	154,775	12,331	51,295	2,623
Juni/ <i>June</i>	147,940	15,021	40,470	2,225
Juli/ <i>July</i>	180,550	14,754	64,681	2,382
Agustus/ <i>August</i>	276,870	20,960	52,620	2,009
September/ <i>September</i>	196,368	19,994	47,203	2,117
Oktober/ <i>October</i>	162,161	24,729	67,793	1,785
November/ <i>November</i>	158,000	20,194	61,001	835
Desember/ <i>December</i>	136,506	18,177	55,883	3,390

Sumber : BPS Propinsi Sumatera Utara
Source : BPS - Statistics of Sumatera Utara Province

Tabel 4. Lanjutan
Table 4. Continued

Tahun Year	Nilai FOB / FOB Value (000 US\$)		
	Hasil Industri Lainnya <i>Miscellaneous Manufactured Goods</i>	Barang dan Transaksi Khusus lainnya <i>Special Transaction and Commodities</i>	Jumlah <i>Total</i>
(1)	(21)	(22)	(23)
2000	152,343	115	2,437,764
2001	177,299	48	2,294,796
2002	170,700	748	2,891,996
2003	142,398	591	2,687,877
2004	177,653	102	4,239,409
Januari/ <i>January</i>	7,262	62	247,283
Februari/ <i>February</i>	8,196	38	265,867
Maret/ <i>March</i>	4,229	-	223,796
April/ <i>April</i>	13,277	-	195,974
Mei/ <i>May</i>	16,045	2	371,155
Juni/ <i>June</i>	17,271	-	396,665
Juli/ <i>July</i>	16,253	-	418,853
Agustus/ <i>August</i>	20,178	-	536,456
September/ <i>September</i>	17,118	-	403,212
Oktober/ <i>October</i>	20,093	-	423,985
November/ <i>November</i>	17,258	-	373,014
Desember/ <i>December</i>	20,473	-	383,149

Sumber : BPS Propinsi Sumatera Utara
Source : BPS - Statistics of Sumatera Utara Province

Tabel 5. Ekspor Sumatera Utara Menurut Benua Tujuan, 2000-2004
 Table 5. Export Of Sumatera Utara By Continent Of Destination, 2000-2004

Tahun Year	Berat Bersih / Net Weight (Ton)				
	ASEAN ASEAN	Timur Tengah Middle East	Asia Lainnya Others Asia	Afrika Africa	Oseania Oceania
(1)	(2)	(3)	(4)	(5)	(6)
2000	872,611	325,891	1,604,650	380,079	45,776
2001	778,398	313,783	1,698,787	406,712	76,880
2002	877,576	350,879	2,528,786	442,419	30,189
2003	735,144	287,734	2,256,290	390,388	37,824
2004	714,012	720,837	3,000,632	370,464	42,263
Januari/January	88,329	59,526	217,354	20,951	2,670
Februari/February	34,576	30,978	168,236	75,909	2,739
Maret/March	45,644	43,233	129,545	34,741	3,235
April/April	28,003	19,159	126,838	18,217	2,580
Mei/May	46,717	48,448	237,793	16,394	3,083
Juni/June	41,280	47,188	285,703	26,529	3,748
Juli/July	77,903	82,647	282,302	30,795	3,457
Agustus/August	83,508	109,315	455,413	17,053	4,494
September/September	91,770	41,437	329,232	33,535	3,551
Oktober/October	64,805	85,183	273,136	34,828	4,848
November/November	51,704	75,550	258,717	32,397	3,691
Desember/December	59,773	78,173	236,363	29,115	4,167

Sumber : BPS Propinsi Sumatera Utara
 Source : BPS - Statistics of Sumatera Utara Province

Tabel 5. Lanjutan
Table 5. Continued

Tahun Year	Berat Bersih / Net Weight (Ton)				
	Amerika Utara North America	Amerika Latin Latin America	Uni Eropa European Union	Eropa Lainnya Others Europe	Jumlah Total
(1)	(7)	(8)	(9)	(10)	(11)
2000	241,094	188,623	1,428,873	79,056	5,166,654
2001	225,321	290,384	1,530,174	171,900	5,492,341
2002	320,977	81,036	1,880,465	110,246	6,622,573
2003	263,480	77,998	1,300,295	140,961	5,490,113
2004	285,518	126,114	2,094,997	158,054	7,512,890
Januari/January	21,002	13,391	95,744	7,713	526,679
Februari/February	28,223	11,551	106,559	10,832	469,603
Maret/March	12,751	4,434	101,415	8,302	383,300
April/April	18,848	3,640	62,479	8,691	288,454
Mei/May	24,951	9,356	186,623	7,039	580,404
Juni/June	25,629	13,354	145,821	12,394	601,647
Juli/July	20,426	13,795	239,000	10,892	761,218
Agustus/August	28,811	12,834	372,151	16,023	1,099,600
September/September	22,225	11,395	187,652	31,539	752,336
Oktober/October	25,190	15,416	248,548	12,011	763,965
November/November	24,275	6,960	187,042	10,386	650,722
Desember/December	33,187	9,988	161,963	22,232	634,962

Sumber : BPS Propinsi Sumatera Utara
Source : BPS - Statistics of Sumatera Utara Province

Tabel 5. Lanjutan
Table 5. Continued

Tahun Year	Nilai FOB / FOB Value (000 US\$)				
	ASEAN ASEAN	Timur Tengah Middle East	Asia Lainnya Others Asia	Afrika Africa	Oseania Oceania
(1)	(12)	(13)	(14)	(15)	(16)
2000	503,466	140,679	691,440	122,367	36,911
2001	409,287	141,231	587,950	109,144	61,552
2002	414,381	139,948	1,091,761	160,644	22,317
2003	347,015	132,248	1,044,422	164,056	33,392
2004	432,867	334,343	1,726,636	162,077	45,939
Januari/January	40,124	26,807	88,796	10,918	2,598
Februari/February	18,413	14,502	102,368	12,758	3,224
Maret/March	18,910	21,628	102,294	11,673	3,018
April/April	21,954	9,372	79,891	10,749	2,577
Mei/May	34,734	23,350	154,944	10,125	3,860
Juni/June	30,135	26,506	177,766	15,921	4,099
Juli/July	38,970	37,017	177,124	14,955	3,810
Agustus/August	48,708	47,440	228,861	10,716	4,452
September/September	47,601	19,936	167,870	17,384	4,103
Oktober/October	54,030	36,257	158,968	17,174	5,396
November/November	36,362	35,315	153,268	14,548	3,890
Desember/December	42,926	36,213	134,486	15,156	4,912

Sumber : BPS Propinsi Sumatera Utara
Source : BPS - Statistics of Sumatera Utara Province

Tabel 5. Lanjutan
Table 5. Continued

Tahun Year	Nilai FOB / FOB Value (000 US\$)				
	Amerika Utara North America	Amerika Latin Latin America	Uni Eropa European Union	Eropa Lainnya Others Europe	Jumlah Total
(1)	(17)	(18)	(19)	(20)	(21)
2000	199,881	123,281	569,161	50,579	2,437,764
2001	187,315	143,842	604,180	50,294	2,294,796
2002	326,339	53,552	625,234	57,819	2,891,996
2003	294,152	70,141	514,564	87,889	2,687,877
2004	410,679	124,459	882,077	120,332	4,239,409
Januari/January	27,626	8,667	36,182	5,565	247,283
Februari/February	38,918	11,234	56,068	8,382	265,867
Maret/March	18,631	5,243	35,084	7,316	223,796
April/April	25,829	4,083	33,522	7,998	195,974
Mei/May	36,092	10,065	90,268	7,717	371,155
Juni/June	36,677	14,760	80,251	10,550	396,665
Juli/July	33,109	12,872	91,664	9,332	418,853
Agustus/August	42,160	13,601	128,513	12,004	536,456
September/September	32,066	11,858	83,786	18,607	403,212
Oktober/October	38,104	13,443	89,995	10,618	423,985
November/November	34,836	7,589	78,442	8,765	373,014
Desember/December	46,631	11,044	78,302	13,478	383,149

Sumber : BPS Propinsi Sumatera Utara
Source : BPS - Statistics of Sumatera Utara Province

Tabel 6. Ekspor Sumatera Utara Menurut Komoditi Utama 3 Diji SITC, 2000-2004
 Table 6. *Export Of Sumatera Utara By Main Commodity Of SITC 3 Digit, 2000-2004*

Tahun Year	Berat Bersih / <i>Net Weight</i> (Ton)			
	Lemak & Minyak Nabati <i>Vegetable Fats & Oils</i>	Getah Karet Alam <i>Natural Rubber Latex</i>	Barang-barang Alumunium <i>Alumunium</i>	Udang, Kerang dsj. <i>Crustaceans Moluscs etc.</i>
(1)	(2)	(3)	(4)	(5)
2000	2,265,318	500,113	162,934	15,766
2001	2,401,562	570,145	16,719	26,163
2002	3,336,693	526,555	122,306	22,743
2003	2,469,694	526,809	106,066	22,102
2004	3,709,439	645,469	161,558	27,431
Januari/ <i>January</i>	242,236	37,385	9,666	1,429
Februari/ <i>February</i>	166,655	61,181	9,501	1,775
Maret/ <i>March</i>	155,296	36,664	24,610	1,075
April/ <i>April</i>	59,491	39,263	9,850	1,522
Mei/ <i>May</i>	283,493	55,955	9,645	2,418
Juni/ <i>June</i>	280,010	70,986	6,596	2,809
Juli/ <i>July</i>	405,994	53,253	22,233	2,313
Agustus/ <i>August</i>	658,350	71,168	9,785	2,694
September/ <i>September</i>	447,396	53,400	9,802	2,969
Oktober/ <i>October</i>	357,204	59,626	16,339	3,102
November/ <i>November</i>	337,770	46,317	23,367	2,835
Desember/ <i>December</i>	315,544	60,272	10,165	2,490

Sumber : BPS Propinsi Sumatera Utara
 Source : BPS - *Statistics of Sumatera Utara Province*

Tabel 6. Lanjutan
Table 6. Continued

Tahun Year	Berat Bersih / Net Weight (Ton)			
	Kayu Lapis dsj. Veneers, Plywood	Kayu Olahan Manufactured Wood	Kopi Coffee	Minyak & Lemak Nabati & Hewani Olahan Processed Animal & Vegetable Oil & Fat
(1)	(6)	(7)	(8)	(9)
2000	265,322	181,702	49,784	132,430
2001	321,391	178,886	58,061	133,911
2002	293,144	167,893	55,692	115,880
2003	259,389	127,968	39,938	89,648
2004	242,687	167,785	50,977	279,814
Januari/January	14,258	7,633	2,921	12,125
Februari/February	5,054	11,548	5,055	15,395
Maret/March	6,408	5,990	2,006	5,599
April/April	16,999	12,417	3,423	4,682
Mei/May	22,034	15,121	4,965	19,683
Juni/June	19,426	16,069	5,459	21,758
Juli/July	18,755	15,103	5,420	29,889
Agustus/August	27,465	19,015	4,995	32,698
September/September	24,060	16,252	3,515	34,998
Oktober/October	36,913	19,012	5,517	40,249
November/November	19,975	11,958	4,375	37,542
Desember/December	31,737	17,669	5,594	25,195

Sumber : BPS Propinsi Sumatera Utara
Source : BPS - Statistics of Sumatera Utara Province

Tabel 6. Lanjutan
Table 6. Continued

Tahun Year	Berat Bersih / Net Weight (Ton)			
	Perlengkapan Garmen Bukan Tekstil <i>Articles Of Apparel & Clothing Of Non Textile Fabric</i>	Perabotan <i>Furniture</i>	Lainnya <i>Other</i>	Jumlah <i>Total</i>
(1)	(10)	(11)	(12)	(13)
2000	23,762	40,245	1,529,279	5,166,654
2001	31,918	32,740	1,720,844	5,492,340
2002	29,021	37,440	1,915,205	6,622,573
2003	27,502	28,660	1,790,565	5,490,112
2004	32,351	41,182	2,151,529	7,512,890
Januari/January	1,391	2,070	195,566	526,679
Februari/February	1,529	3,296	188,612	469,603
Maret/March	786	1,462	143,404	383,300
April/April	2,485	2,575	135,746	288,454
Mei/May	2,875	3,944	160,271	580,404
Juni/June	3,094	4,089	171,352	601,647
Juli/July	2,914	3,859	201,484	761,218
Agustus/August	3,562	5,033	264,835	1,099,600
September/September	2,848	3,341	153,755	752,336
Oktober/October	3,277	4,024	218,703	763,965
November/November	3,922	2,714	159,948	650,722
Desember/December	3,669	4,775	157,852	634,962

Sumber : BPS Propinsi Sumatera Utara
Source : BPS - Statistics of Sumatera Utara Province

Tabel 6. Lanjutan
Table 6. Continued

Tahun Year	Nilai FOB / FOB Value (000 US\$)			
	Lemak & Minyak Nabati <i>Vegetable Fats & Oils</i>	Getah Karet Alam <i>Natural Rubber Latex</i>	Barang-barang Alumunium <i>Alumunium</i>	Udang, Kerang dsj. <i>Crustaceans Moluscs etc.</i>
(1)	(14)	(15)	(16)	(17)
2000	675,643	323,850	211,779	138,953
2001	547,738	306,520	6,050	169,156
2002	1,120,638	364,477	162,899	153,785
2003	973,271	472,233	148,638	125,719
2004	1,591,100	754,167	264,396	132,177
Januari/ <i>January</i>	107,299	45,116	14,829	6,783
Februari/ <i>February</i>	74,403	71,634	14,834	7,552
Maret/ <i>March</i>	74,720	43,349	40,322	5,189
April/ <i>April</i>	31,321	47,171	16,115	7,477
Mei/ <i>May</i>	144,457	69,547	16,501	11,539
Juni/ <i>June</i>	137,289	81,660	10,775	16,351
Juli/ <i>July</i>	167,865	62,945	36,762	12,557
Agustus/ <i>August</i>	261,748	81,814	16,667	13,986
September/ <i>September</i>	180,977	60,529	16,684	11,711
Oktober/ <i>October</i>	143,404	67,188	27,819	16,522
November/ <i>November</i>	142,025	52,940	34,737	11,447
Desember/ <i>December</i>	125,592	70,274	18,350	11,065

Sumber : BPS Propinsi Sumatera Utara
Source : BPS - Statistics of Sumatera Utara Province

Tabel 6. Lanjutan
Table 6. Continued

Tahun Year	Nilai FOB / FOB Value (000 US\$)			
	Kayu Lapis dsj. <i>Veneers, Plywood</i>	Kayu Olahan <i>Manufactured Wood</i>	Kopi <i>Coffee</i>	Minyak & Lemak Nabati & Hewani Olahan <i>Processed Animal & Vegetable Oil & Fat</i>
(1)	(18)	(19)	(20)	(21)
2000	136,349	120,344	87,783	53,599
2001	144,759	110,030	77,290	36,935
2002	138,919	104,048	83,653	37,940
2003	122,029	89,554	66,484	33,365
2004	139,797	115,820	91,634	127,727
Januari/ <i>January</i>	6,037	5,720	5,935	5,517
Februari/ <i>February</i>	3,877	7,415	9,024	7,569
Maret/ <i>March</i>	3,988	3,919	3,683	2,959
April/ <i>April</i>	8,776	8,583	5,942	2,692
Mei/ <i>May</i>	12,830	10,497	8,925	10,295
Juni/ <i>June</i>	12,561	11,056	9,834	10,602
Juli/ <i>July</i>	11,693	10,023	9,096	12,685
Agustus/ <i>August</i>	15,859	12,129	8,975	14,449
September/ <i>September</i>	14,207	10,570	6,393	15,391
Oktober/ <i>October</i>	20,015	13,493	10,361	18,757
November/ <i>November</i>	12,689	8,830	8,573	15,897
Desember/ <i>December</i>	17,555	13,584	12,366	10,914

Sumber : BPS Propinsi Sumatera Utara
Source : BPS - Statistics of Sumatera Utara Province

Tabel 6. Lanjutan
Table 6. Continued

Tahun Year	Nilai FOB / FOB Value (000 US\$)			
	Perlengkapan Garmen Bukan Tekstil <i>Articles Of Apparel & Clothing Of Non Textile Fabric</i>	Perabotan <i>Furniture</i>	Lainnya <i>Other</i>	Jumlah <i>Total</i>
(1)	(22)	(23)	(24)	(25)
2000	51,007	50,438	588,020	2,437,764
2001	62,352	40,919	793,047	2,294,796
2002	58,181	45,436	622,020	2,891,996
2003	58,388	36,073	555,353	2,687,876
2004	78,822	57,440	878,568	4,239,409
Januari/ <i>January</i>	3,037	2,570	44,441	247,283
Februari/ <i>February</i>	3,028	4,292	62,239	265,867
Maret/ <i>March</i>	1,600	1,999	42,068	223,796
April/ <i>April</i>	5,512	3,229	59,155	195,974
Mei/ <i>May</i>	6,916	5,606	74,042	371,155
Juni/ <i>June</i>	7,498	5,865	93,174	396,665
Juli/ <i>July</i>	7,032	5,500	82,695	418,853
Agustus/ <i>August</i>	8,594	7,164	95,072	536,456
September/ <i>September</i>	7,699	4,946	74,105	403,212
Oktober/ <i>October</i>	8,418	5,605	92,404	423,985
November/ <i>November</i>	10,301	3,859	71,716	373,014
Desember/ <i>December</i>	9,188	6,804	87,457	383,149

Sumber : BPS Propinsi Sumatera Utara
Source : BPS - Statistics of Sumatera Utara Province

Tabel 7. Ekspor Sumatera Utara Menurut Negara Tujuan Utama, 2000-2004
 Table 7. Export Of Sumatera Utara By Main Country Of Destination, 2000-2004

Tahun Year	Berat Bersih / Net Weight (Ton)					
	Jepang Japan	India India	Belanda Netherlands	Amerika Serikat	Cina China	Yordania Jordan
(1)	(2)	(3)	(4)	(5)	(6)	(7)
1999	243,063	361,026	291,639	79,688	131,525	47,134
2000	279,559	413,304	349,243	79,008	170,736	25,424
2001	515,421	870,356	1,243,152	288,321	287,815	44,769
2002	556,473	752,043	708,764	235,951	412,268	54,681
2003	520,399	1,095,313	1,349,028	251,049	623,171	409,085
Januari/January	89,219	49,250	57,214	17,928	26,485	45,692
Februari/February	32,202	45,961	66,550	25,382	46,345	21,327
Maret/March	38,046	38,850	69,790	11,126	29,303	35,681
April/April	35,124	6,945	34,299	17,222	41,462	5,176
Mei/May	36,001	83,817	114,074	21,252	68,550	21,883
Juni/June	56,186	116,161	108,819	22,565	52,423	28,309
Juli/July	46,608	131,118	154,068	18,176	42,689	36,664
Agustus/August	36,489	212,426	261,316	24,606	113,762	47,024
September/September	32,682	149,961	105,319	20,198	44,818	28,325
Oktober/October	39,901	102,937	157,412	21,403	51,607	48,886
November/November	43,812	70,038	138,201	21,349	54,896	51,320
Desember/December	34,130	87,849	81,966	29,841	50,832	38,799

Sumber : BPS Propinsi Sumatera Utara
 Source : BPS - Statistics of Sumatera Utara Province

Tabel 7. Lanjutan
Table 7. Continued

Tahun Year	Berat Bersih / Net Weight (Ton)					
	Singapura <i>Singapore</i>	Malaysia <i>Malaysia</i>	Pakistan <i>Pakistan</i>	Italia <i>Italy</i>	Lainnya <i>Other</i>	Jumlah <i>Total</i>
(1)	(8)	(9)	(10)	(11)	(12)	(13)
1999	389,671	348,293	209,154	186,131	2,879,330	5,166,654
2000	353,203	284,429	164,236	228,233	3,144,964	5,492,340
2001	403,603	334,781	247,837	76,035	2,310,483	6,622,573
2002	247,966	276,591	101,738	133,132	2,010,505	5,490,112
2003	294,280	293,421	253,900	150,897	2,272,345	7,512,890
Januari/ <i>January</i>	39,428	30,553	27,145	2,306	141,459	526,679
Februari/ <i>February</i>	10,643	18,353	2,542	5,506	194,791	469,603
Maret/ <i>March</i>	28,633	15,642	1,451	4,605	110,172	383,300
April/ <i>April</i>	6,913	16,827	1,546	2,519	120,420	288,454
Mei/ <i>May</i>	16,300	22,982	22,781	23,342	149,422	580,404
Juni/ <i>June</i>	10,066	18,935	25,313	5,398	157,472	601,647
Juli/ <i>July</i>	19,370	36,582	15,823	18,518	241,603	761,218
Agustus/ <i>August</i>	45,645	30,813	24,481	30,254	272,784	1,099,600
September/ <i>September</i>	40,643	30,442	52,105	33,130	214,713	752,336
Oktober/ <i>October</i>	24,777	32,032	28,788	5,506	250,715	763,965
November/ <i>November</i>	24,281	19,948	36,471	8,962	181,445	650,722
Desember/ <i>December</i>	27,582	20,313	15,454	10,849	237,349	634,962

Sumber : BPS Propinsi Sumatera Utara
Source : BPS - Statistics of Sumatera Utara Province

Tabel 7. Lanjutan
Table Continued

Tahun Year	Nilai FOB / FOB Value (000 US\$)					
	Jepang <i>Japan</i>	India <i>India</i>	Belanda <i>Netherlands</i>	Amerika Serikat	Cina <i>China</i>	Yordania <i>Jordan</i>
(1)	(14)	(15)	(16)	(17)	(18)	(19)
1999	43,559	113,348	118,120	56,286	59,035	35,066
2000	38,561	109,575	150,508	63,861	59,266	27,201
2001	390,217	302,360	267,071	303,006	106,293	16,782
2002	366,735	294,359	172,939	270,926	181,587	22,660
2003	575,022	471,156	393,198	371,075	330,655	178,961
Januari/ <i>January</i>	34,574	21,194	12,336	23,795	12,025	21,094
Februari/ <i>February</i>	38,999	20,441	22,680	35,450	25,601	9,064
Maret/ <i>March</i>	44,949	21,275	16,089	16,645	17,256	18,045
April/ <i>April</i>	36,892	3,932	6,722	24,090	23,624	2,808
Mei/ <i>May</i>	45,966	42,654	38,254	31,704	38,010	11,508
Juni/ <i>June</i>	66,702	53,800	45,939	33,196	26,986	15,276
Juli/ <i>July</i>	58,997	61,220	40,462	30,542	22,421	12,992
Agustus/ <i>August</i>	47,335	82,781	62,139	37,417	55,104	17,586
September/ <i>September</i>	42,712	58,847	35,905	29,717	23,547	13,080
Oktober/ <i>October</i>	51,304	41,675	41,268	34,036	30,705	19,652
November/ <i>November</i>	58,736	28,996	41,952	31,746	29,432	21,371
Desember/ <i>December</i>	47,856	34,340	29,451	42,738	25,943	16,484

Sumber : BPS Propinsi Sumatera Utara
Source : BPS - Statistics of Sumatera Utara Province

Tabel 7. Lanjutan
Table 7. Continued

Tahun Year	Nilai FOB / FOB Value (000 US\$)					
	Singapura <i>Singapore</i>	Malaysia <i>Malaysia</i>	Pakistan <i>Pakistan</i>	Italia <i>Italy</i>	Lainnya <i>Other</i>	Jumlah <i>Total</i>
(1)	(20)	(21)	(22)	(23)	(24)	(25)
1999	255,715	178,627	73,920	71,786	1,432,302	2,437,764
2000	150,153	153,425	52,001	67,499	1,422,748	2,294,796
2001	184,725	157,424	77,177	45,605	1,041,337	2,891,996
2002	134,358	136,107	39,144	51,480	1,017,581	2,687,876
2003	165,905	161,905	106,830	101,929	1,382,774	4,239,409
Januari/ <i>January</i>	17,920	16,220	11,957	2,496	73,673	247,283
Februari/ <i>February</i>	6,996	8,351	675	4,662	92,946	265,867
Maret/ <i>March</i>	9,295	8,450	574	3,394	67,823	223,796
April/ <i>April</i>	5,510	9,851	462	3,409	78,675	195,974
Mei/ <i>May</i>	12,764	12,138	10,814	15,508	111,835	371,155
Juni/ <i>June</i>	9,046	12,406	12,501	6,253	114,561	396,665
Juli/ <i>July</i>	9,671	16,976	7,243	11,230	147,100	418,853
Agustus/ <i>August</i>	21,816	18,275	10,008	16,790	167,205	536,456
September/ <i>September</i>	20,224	14,958	20,104	17,045	127,074	403,212
Oktober/ <i>October</i>	20,535	22,086	11,571	6,165	144,989	423,985
November/ <i>November</i>	16,926	10,457	14,657	6,769	111,969	373,014
Desember/ <i>December</i>	15,202	11,737	6,263	8,210	144,924	383,149

Sumber : BPS Propinsi Sumatera Utara
Source : BPS - Statistics of Sumatera Utara Province

Tabel 8. Ekspor Sumatera Utara Menurut Pelabuhan Utama, 2000-2004
 Table 8. Export Of Sumatera Utara By Main Port, 2000-2004

Tahun Year	Berat Bersih / Net Weight (Ton)					
	Belawan	Kuala Tanjung	Tanjung Balai Asahan	Medan / Polonia (u)	Sibolga	Tanjung Beringin
(1)	(2)	(3)	(4)	(5)	(6)	(7)
2000	4,149,045	818,578	86,098	16,763	45,850	-
2001	4,467,863	840,667	117,389	3,696	51,136	6
2002	5,581,484	819,551	105,458	8,412	35,092	-
2003	4,440,829	809,557	134,710	8,541	95,186	-
2004	6,579,152	849,484	59,244	3,668	18,674	1,610
Januari/January	405,422	113,293	3,138	94	3,231	1,500
Februari/February	418,093	47,386	3,841	213	30	-
Maret/March	291,477	75,880	11,389	143	4,295	-
April/April	222,413	60,674	5,206	102	-	-
Mei/May	539,500	33,481	4,000	935	2,443	-
Juni/June	559,947	35,944	3,622	215	1,912	-
Juli/July	644,050	110,720	6,042	305	35	-
Agustus/August	1,039,534	54,646	5,086	316	-	-
September/September	657,555	86,371	4,923	212	3,221	0
Oktober/October	686,068	74,480	2,550	247	-	-
November/November	562,546	79,987	5,504	660	2,014	-
Desember/December	552,546	76,623	3,942	227	1,491	110

Sumber : BPS Propinsi Sumatera Utara
 Source : BPS - Statistics of Sumatera Utara Province

Tabel 8. Lanjutan
Table 8. Continued

Tahun Year	Berat Bersih / Net Weight (Ton)					
	Pulau Tello	Tanjung Pura	Pangkalan Brandan	Tebing Tinggi (ska)	Lainnya Other	Jumlah Total
(1)	(8)	(9)	(10)	(11)	(12)	(13)
2000	58	709	30	-	49,521	5,166,654
2001	115	106	-	-	11,362	5,492,340
2002	583	646	199	69,605	1,542	6,622,573
2003	934	119	19	-	217	5,490,112
2004	501	462	30	59	7	7,512,890
Januari/January	-	-	-	-	-	526,679
Februari/February	40	-	-	-	-	469,603
Maret/March	17	68	30	-	-	383,300
April/April	11	48	-	-	-	288,454
Mei/May	34	11	-	-	-	580,404
Juni/June	-	6	-	-	1	601,647
Juli/July	7	-	-	59	-	761,218
Agustus/August	5	14	-	-	-	1,099,600
September/September	46	2	-	-	7	752,336
Oktober/October	314	306	-	-	-	763,965
November/November	10	-	-	-	-	650,722
Desember/December	18	7	-	-	-	634,962

Sumber : BPS Propinsi Sumatera Utara
Source : BPS - Statistics of Sumatera Utara Province

Tabel 8. Lanjutan
Table 8. Continued

Tahun Year	Nilai FOB / FOB Value (000 US\$)					
	Belawan	Kuala Tanjung	Tanjung Balai Asahan	Medan / Polonia (u)	Sibolga	Tanjung Beringin
(1)	(14)	(15)	(16)	(17)	(18)	(19)
2000	1,962,797	415,943	15,714	22,563	16,323	-
2001	1,896,589	340,697	19,607	16,246	19,893	4
2002	2,433,967	384,044	35,601	16,711	16,046	-
2003	2,217,103	415,273	29,004	12,022	12,835	-
2004	3,648,181	524,300	39,843	12,791	12,242	870
Januari/January	185,156	58,453	1,526	346	1,713	90
Februari/February	238,207	25,238	1,474	648	269	-
Maret/March	149,494	57,616	13,058	821	2,636	-
April/April	159,867	32,011	3,391	582	-	-
Mei/May	336,635	28,461	2,072	1,714	2,212	-
Juni/June	368,117	21,539	4,299	1,240	1,354	-
Juli/July	341,134	72,141	3,556	1,677	275	-
Agustus/August	495,560	36,119	3,502	1,254	-	-
September/September	351,970	45,525	2,391	1,270	1,950	0
Oktober/October	372,014	48,803	1,457	1,338	-	-
November/November	314,992	54,628	1,475	935	959	-
Desember/December	335,035	43,767	1,641	967	873	780

Sumber : BPS Propinsi Sumatera Utara
Source : BPS - Statistics of Sumatera Utara Province

Tabel 8. Lanjutan
Table 8. Continued

Tahun Year	Nilai FOB / FOB Value (000 US\$)					
	Pulau Tello	Tanjung Pura	Pangkalan Brandan	Tebing Tinggi (ska)	Lainnya Other	Jumlah Total
(1)	(20)	(21)	(22)	(23)	(24)	(25)
2000	225	1,740	40	-	2,419	2,437,764
2001	112	135	-	-	1,514	2,294,796
2002	534	271	3,249	1,392	181	2,891,996
2003	1,392	117	3	-	129	2,687,876
2004	545	527	73	24	13	4,239,409
Januari/January	-	-	-	-	-	247,283
Februari/February	31	-	-	-	-	265,867
Maret/March	20	79	73	-	-	223,796
April/April	8	115	-	-	-	195,974
Mei/May	37	23	-	-	-	371,155
Juni/June	-	110	-	-	6	396,665
Juli/July	47	-	-	24	-	418,853
Agustus/August	10	11	-	-	-	536,456
September/September	74	24	-	-	7	403,212
Oktober/October	231	142	-	-	-	423,985
November/November	26	-	-	-	-	373,014
Desember/December	62	24	-	-	-	383,149

Sumber : BPS Propinsi Sumatera Utara
Source : BPS - Statistics of Sumatera Utara Province

Tabel 9. Ekspor Sumatera Utara Menurut Pulau Asal Barang, 2003
 Table Export Of Sumatera Utara By , 2003

Tahun Year	Berat Bersih / Net Weight (Ton)		
	Sumatera	Jawa	Bali dan Nusa Tenggara
(1)	(2)	(3)	(4)
2003	4,954,564	45,741	56
2004	7,392,891	4,648	22,077
Januari/January	462,964	198	1
Februari/February	460,683	1,064	17
Maret/March	372,743	493	9,914
April/April	286,823	947	13
Mei/May	579,070	733	13
Juni/June	581,812	128	3
Juli/July	749,057	6	12,080
Agustus/August	1,099,235	324	-
September/September	752,254	51	31
Oktober/October	763,345	620	-
November/November	650,001	31	-
Desember/December	634,904	53	5

Sumber : BPS Propinsi Sumatera Utara
 Source : BPS - Statistics of Sumatera Utara Province

Tabel 9. Lanjutan
Table 9. Continued

Tahun Year	Berat Bersih / Net Weight (Ton)			
	Kalimantan	Sulawesi	Irian	Jumlah
(1)	(5)	(6)	(7)	(7)
2003	418,459	71,123	167	5,490,113
2004	65,308	7,182	20,785	7,512,890
Januari/ <i>January</i>	63,517	-	-	526,680
Februari/ <i>February</i>	605	6,923	311	469,603
Maret/ <i>March</i>	150	-	-	383,300
April/ <i>April</i>	670	1	-	288,454
Mei/ <i>May</i>	346	241	-	580,403
Juni/ <i>June</i>	4	-	19,700	601,647
Juli/ <i>July</i>	16	-	59	761,218
Agustus/ <i>August</i>	-	-	41	1,099,600
September/ <i>September</i>	-	-	-	752,336
Oktober/ <i>October</i>	-	-	-	763,965
November/ <i>November</i>	-	17	674	650,723
Desember/ <i>December</i>	-	-	-	634,962

Sumber : BPS Propinsi Sumatera Utara
Source : BPS - Statistics of Sumatera Utara Province

Tabel 9. Lanjutan
Table Continued

Tahun Year	Nilai FOB / FOB Value (000 US\$)		
	Sumatera	Jawa	Bali
(1)	(8)	(9)	(10)
2003	2,644,220	14,749	168
2004	4,176,494	6,733	21,134
Januari/January	245,074	549	7
Februari/February	253,606	1,651	15
Maret/March	214,263	569	8,897
April/April	194,034	1,152	8
Mei/May	369,512	1,121	39
Juni/June	375,339	145	98
Juli/July	406,724	46	12,051
Agustus/August	535,608	842	-
September/September	403,090	101	17
Oktober/October	423,604	373	-
November/November	372,601	76	-
Desember/December	383,039	108	2

Sumber : BPS Propinsi Sumatera Utara
Source : BPS - Statistics of Sumatera Utara Province

Tabel 9. Lanjutan
Table 9. Continued

Tahun Year	Nilai FOB / FOB Value (000 US\$)			
	Kalimantan	Sulawesi	Irian	Jumlah
(1)	(11)	(12)	(13)	(14)
2003	18,161	10,378	201	2,687,877
2004	3,406	9,912	21,728	4,239,409
Januari/January	1,652	-	-	247,282
Februari/February	723	9,558	313	265,866
Maret/March	67	-	-	223,796
April/April	777	3	-	195,974
Mei/May	157	326	-	371,155
Juni/June	15	-	21,069	396,666
Juli/July	7	-	24	418,852
Agustus/August	-	-	6	536,456
September/September	-	-	4	403,212
Oktober/October	8	-	-	423,985
November/November	-	25	312	373,014
Desember/December	-	-	-	383,149

Sumber : BPS Propinsi Sumatera Utara
Source : BPS - Statistics of Sumatera Utara Province

Tabel 10. Impor Sumatera Utara Menurut Sektor, 2000-2004
 Table 10. Import Of Sumatera Utara By Sector, 2000-2004

Tahun Year	Berat Bersih / Net Weight (Ton)					
	Minyak dan Gas Bumi Natural Oil and Gas	Pertanian Agriculture	Pertambangan & Penggalian Mining & Quarrying	Industri Industry	Lainnya Others	Jumlah Total
(1)	(2)	(3)	(4)	(5)	(6)	(7)
2000	50	207,066	366,427	2,046,439	183	2,620,166
2001	20	165,400	573,518	2,091,126	179	2,830,242
2002	-	245,142	286,955	2,151,740	217	2,684,055
2003	20	230,807	379,672	1,732,586	27	2,343,112
2004	37	197,687	726,922	2,297,180	35	3,221,858
Januari/January	-	6,433	50,853	217,705	-	274,990
Februari/February	-	28,982	113,541	201,483	5	344,011
Maret/March	-	9,813	33,654	231,429	17	274,912
April/April	-	4,262	31,323	59,103	-	94,688
Mei/May	-	14,564	39,214	267,286	-	321,064
Juni/June	27	22,624	42,149	159,229	3	224,032
Juli/July	-	5,311	90,227	261,357	-	356,896
Agustus/August	-	12,074	210,668	165,415	1	388,158
September/September	-	36,017	17,296	213,492	9	266,813
Oktober/October	-	30,056	21,425	173,976	-	225,456
November/November	-	24,767	39,364	147,414	-	211,545
Desember/December	10	2,784	37,208	199,291	-	239,293

Sumber : BPS Propinsi Sumatera Utara
 Source : BPS - Statistics of Sumatera Utara Province

Tabel 10. Lanjutan
Table 10. Continued

Tahun Year	Nilai CIF / CIF Value (000 US\$)					
	Minyak dan Gas Bumi <i>Natural Oil and Gas</i>	Pertanian <i>Agriculture</i>	Pertambangan & Penggalian <i>Mining & Quarrying</i>	Industri <i>Industry</i>	Lainnya <i>Others</i>	Jumlah <i>Total</i>
(1)	(8)	(9)	(10)	(11)	(12)	(13)
2000	24	65,482	44,664	664,930	187	775,287
2001	6	40,861	83,678	736,065	148	860,758
2002	-	54,188	17,889	747,190	31	819,298
2003	30	52,496	21,546	605,690	49	679,811
2004	64	62,026	36,480	854,772	21	953,359
Januari/ <i>January</i>	-	1,910	2,800	70,656	-	75,366
Februari/ <i>February</i>	-	5,137	4,570	74,837	4	84,547
Maret/ <i>March</i>	-	3,636	2,396	78,209	4	84,244
April/ <i>April</i>	-	2,121	1,519	18,857	-	22,497
Mei/ <i>May</i>	-	6,760	2,662	100,914	-	110,335
Juni/ <i>June</i>	47	7,020	2,616	60,616	4	70,302
Juli/ <i>July</i>	-	5,173	5,235	87,903	-	98,310
Agustus/ <i>August</i>	-	4,595	6,692	66,787	1	78,074
September/ <i>September</i>	-	7,582	1,306	79,722	8	88,619
Oktober/ <i>October</i>	-	9,066	1,839	71,071	-	81,977
November/ <i>November</i>	-	7,294	2,328	55,739	-	65,361
Desember/ <i>December</i>	17	1,732	2,517	89,461	-	93,727

Sumber : BPS Propinsi Sumatera Utara
Source : BPS - Statistics of Sumatera Utara Province

Tabel 11. Impor Sumatera Utara Menurut Kelompok Barang Ekonomi, 2000-2004
 Table Imports Of Sumatera Utara By Economic Goods Group, 2000-2004

Tahun Year	Berat Bersih / Net Weight (Ton)			
	Barang Modal Capital Goods	Bahan Baku/Penolong Raw/Support Materials	Barang Konsumsi Consumer Goods	Jumlah Total
(1)	(2)	(3)	(4)	(5)
2000	123,815	1,459,412	1,036,939	2,620,166
2001	122,501	1,621,512	1,086,230	2,830,242
2002	106,928	1,701,062	876,065	2,684,055
2003	72,845	1,727,676	542,590	2,343,112
2004	80,682	2,473,693	667,479	3,221,858
Januari/January	6,453	214,847	53,690	274,990
Februari/February	5,292	263,256	75,463	344,011
Maret/March	5,601	198,988	70,323	274,912
April/April	2,204	85,450	7,033	94,688
Mei/May	8,946	241,984	70,134	321,064
Juni/June	5,471	171,474	47,087	224,032
Juli/July	6,285	293,135	57,476	356,896
Agustus/August	9,693	328,833	49,631	388,158
September/September	7,141	194,975	64,697	266,813
Oktober/October	7,073	150,691	67,691	225,456
November/November	6,027	154,125	51,393	211,545
Desember/December	10,496	175,935	52,861	239,293

Sumber : BPS Propinsi Sumatera Utara
 Source : BPS - Statistics of Sumatera Utara Province

Tabel 11. Lanjutan
Table 11. Continued

Tahun Year	Nilai CIF / CIF Value (000 US\$)			
	Barang Modal <i>Capital Goods</i>	Bahan Baku/Penolong <i>Raw/Support Materials</i>	Barang Konsumsi <i>Consumer Goods</i>	Jumlah <i>Total</i>
(1)	(6)	(7)	(8)	(9)
2000	154,162	347,687	273,438	775,287
2001	229,284	338,489	292,985	860,758
2002	265,061	342,257	211,979	819,298
2003	136,897	373,680	169,234	679,811
2003	162,588	540,749	250,023	953,359
Januari/ <i>January</i>	14,334	42,457	18,575	75,366
Februari/ <i>February</i>	13,037	47,769	23,741	84,547
Maret/ <i>March</i>	12,791	45,598	25,855	84,244
April/ <i>April</i>	3,080	15,136	4,281	22,497
Mei/ <i>May</i>	18,003	62,358	29,975	110,335
Juni/ <i>June</i>	13,056	39,535	17,712	70,302
Juli/ <i>July</i>	14,768	57,744	25,798	98,310
Agustus/ <i>August</i>	15,839	40,536	21,699	78,074
September/ <i>September</i>	10,806	56,525	21,289	88,619
Oktober/ <i>October</i>	13,149	44,581	24,246	81,977
November/ <i>November</i>	9,058	38,838	17,464	65,361
Desember/ <i>December</i>	24,667	49,672	19,388	93,727

Sumber : BPS Propinsi Sumatera Utara
Source : BPS - Statistics of Sumatera Utara Province

Tabel 12. Impor Sumatera Utara Menurut Komoditi SITC 1 Dijiit, 2000-2004
 Table 12. Import Of Sumatera Utara By 1 Digit SITC Commodity, 2000-2004

Tahun Year	Berat Bersih / Net Weight (Ton)			
	Bahan Makanan dan Binatang Hidup <i>Food and Live Animals</i>	Minuman dan Tembakau <i>Beverages and Tobacco</i>	Bahan Baku <i>Raw Materials; inedible</i>	Bahan Bakar, dan sebagainya <i>Mineral Fuels, Lubricants, etc</i>
(1)	(2)	(3)	(4)	(5)
2000	990,907	2,970	565,437	29,656
2001	1,040,132	2,217	764,295	57,103
2002	824,935	4,853	735,793	110,335
2003	502,353	6,583	869,273	80,668
2004	600,889	24,386	1,162,779	155,017
Januari/January	49,517	8	80,334	1,988
Februari/February	70,196	881	167,498	14,471
Maret/March	64,738	1,451	80,541	6,820
April/April	5,326	178	56,499	156
Mei/May	58,374	5,923	85,922	16,482
Juni/June	43,210	1,554	91,298	2,149
Juli/July	51,645	2,364	168,047	5,461
Agustus/August	44,543	1,675	235,648	5,062
September/September	58,292	2,885	44,462	18,878
Oktober/October	60,298	3,836	71,295	6,785
November/November	46,002	2,769	41,487	56,081
Desember/December	48,748	862	39,748	20,684

Sumber : BPS Propinsi Sumatera Utara
 Source : BPS - Statistics of Sumatera Utara Province

Tabel 12. Lanjutan
Table Continued

Tahun Year	Berat Bersih / Net Weight (Ton)			
	Minyak/Lemak Nabati dan Hewani <i>Animal and Vegetable Oils/Fats</i>	Bahan Kimia <i>Chemicals</i>	Barang Hasil Industri <i>Manufactured Goods</i>	Mesin dan Alat Pengangkutan <i>Machinery and Transportation Equipments</i>
(1)	(6)	(7)	(8)	(9)
2000	1,636	569,274	338,349	108,665
2001	2,100	584,741	249,745	109,983
2002	4,914	547,313	349,877	94,035
2003	7,399	573,908	225,908	65,936
2004	1,278	855,167	329,909	77,601
Januari/ <i>January</i>	265	89,193	45,551	6,258
Februari/ <i>February</i>	131	61,150	22,894	5,179
Maret/ <i>March</i>	71	81,974	32,309	5,399
April/ <i>April</i>	4	14,663	15,154	2,085
Mei/ <i>May</i>	152	110,385	34,014	8,450
Juni/ <i>June</i>	148	43,088	36,549	5,280
Juli/ <i>July</i>	182	104,437	17,585	5,914
Agustus/ <i>August</i>	206	71,183	19,282	9,450
September/ <i>September</i>	22	111,355	22,903	6,793
Oktober/ <i>October</i>	31	43,411	31,594	6,863
November/ <i>November</i>	37	33,248	25,191	5,764
Desember/ <i>December</i>	29	91,080	26,883	10,166

Sumber : BPS Propinsi Sumatera Utara
Source : BPS - Statistics of Sumatera Utara Province

Tabel 12. Lanjutan
Table 12. Continued

Tahun Year	Berat Bersih / Net Weight (Ton)		
	Hasil Industri Lainnya <i>Miscellaneous Manufactured Goods</i>	Barang dan Transaksi Khusus lainnya <i>Special Transaction and Commodities</i>	Jumlah Total
(1)	(10)	(11)	(12)
2000	13,270	-	2,620,166
2001	19,912	16	2,830,242
2002	12,000	-	2,684,055
2003	11,085	-	2,343,112
2004	14,834	-	3,221,858
Januari/ <i>January</i>	1,875	-	274,990
Februari/ <i>February</i>	1,611	-	344,011
Maret/ <i>March</i>	1,608	-	274,912
April/ <i>April</i>	624	-	94,688
Mei/ <i>May</i>	1,361	-	321,064
Juni/ <i>June</i>	758	-	224,032
Juli/ <i>July</i>	1,261	-	356,896
Agustus/ <i>August</i>	1,108	-	388,158
September/ <i>September</i>	1,223	-	266,813
Oktober/ <i>October</i>	1,345	-	225,456
November/ <i>November</i>	968	-	211,545
Desember/ <i>December</i>	1,092	-	239,293

Sumber : BPS Propinsi Sumatera Utara
Source : BPS - Statistics of Sumatera Utara Province

Tabel 12. Lanjutan
Table 12. Continued

Tahun Year	Nilai FOB / FOB Value (000 US\$)			
	Bahan Makanan dan Binatang Hidup <i>Food and Live Animals</i>	Minuman dan Tembakau <i>Beverages and Tobacco</i>	Bahan Baku <i>Raw Materials; inedible</i>	Bahan Bakar, dan sebagainya <i>Mineral Fuels, Lubricants, etc</i>
(1)	(13)	(14)	(15)	(16)
2000	238,067	1,599	100,118	9,407
2001	192,766	3,009	123,078	13,374
2002	169,576	5,846	104,260	25,347
2003	126,565	3,075	131,091	19,315
2004	174,787	26,954	146,667	45,991
Januari/ <i>January</i>	14,601	2	9,528	571
Februari/ <i>February</i>	18,236	362	16,562	3,569
Maret/ <i>March</i>	20,174	780	12,175	1,518
April/ <i>April</i>	2,042	550	7,335	105
Mei/ <i>May</i>	17,889	5,315	15,959	4,193
Juni/ <i>June</i>	12,777	1,861	14,951	898
Juli/ <i>July</i>	16,801	4,165	22,732	1,781
Agustus/ <i>August</i>	15,256	2,552	13,535	1,758
September/ <i>September</i>	15,270	2,537	8,650	8,024
Oktober/ <i>October</i>	15,437	4,577	17,087	2,220
November/ <i>November</i>	11,569	3,504	3,737	15,786
Desember/ <i>December</i>	14,735	749	4,416	5,568

Sumber : BPS Propinsi Sumatera Utara
Source : BPS - Statistics of Sumatera Utara Province

Tabel 12. Lanjutan
Table 12. Continued

Tahun Year	Nilai FOB / FOB Value (000 US\$)			
	Minyak/Lemak Nabati dan Hewani <i>Animal and Vegetable Oils/Fats</i>	Bahan Kimia <i>Chemicals</i>	Barang Hasil Industri <i>Manufactured Goods</i>	Mesin dan Alat Pengangkutan <i>Machinery and Transportation Equipments</i>
(1)	(17)	(18)	(19)	(20)
2000	913	147,863	118,342	146,583
2001	1,134	129,129	91,326	223,121
2002	2,241	135,736	104,070	259,112
2003	3,297	150,667	99,575	132,552
2004	794	246,332	140,817	159,353
Januari/ <i>January</i>	141	19,957	15,361	14,064
Februari/ <i>February</i>	73	19,276	12,252	12,827
Maret/ <i>March</i>	46	23,514	12,063	12,535
April/ <i>April</i>	6	4,337	4,701	2,955
Mei/ <i>May</i>	85	28,866	19,340	17,607
Juni/ <i>June</i>	111	15,588	10,433	12,886
Juli/ <i>July</i>	106	27,521	9,998	14,189
Agustus/ <i>August</i>	147	19,140	9,247	15,665
September/ <i>September</i>	13	31,565	11,183	10,585
Oktober/ <i>October</i>	21	15,902	12,988	12,887
November/ <i>November</i>	24	12,143	8,901	8,869
Desember/ <i>December</i>	21	28,523	14,350	24,284

Sumber : BPS Propinsi Sumatera Utara
Source : BPS - Statistics of Sumatera Utara Province

Tabel 12. Lanjutan
Table 12. Continued

Tahun Year	Nilai FOB / FOB Value (000 US\$)		
	Hasil Industri Lainnya <i>Miscellaneous Manufactured Goods</i>	Barang dan Transaksi Khusus lainnya <i>Special Transaction and Commodities</i>	Jumlah Total
(1)	(21)	(22)	(23)
2000	12,395	-	775,287
2001	83,814	6	860,758
2002	13,110	-	819,298
2003	13,674	-	679,811
2004	11,664	-	953,359
Januari/January	1,140	-	75,366
Februari/February	1,390	-	84,547
Maret/March	1,439	-	84,244
April/April	467	-	22,497
Mei/May	1,081	-	110,335
Juni/June	796	-	70,302
Juli/July	1,019	-	98,310
Agustus/August	774	-	78,074
September/September	791	-	88,619
Oktober/October	858	-	81,977
November/November	828	-	65,361
Desember/December	1,081	-	93,727

Sumber : BPS Propinsi Sumatera Utara
Source : BPS - Statistics of Sumatera Utara Province

Tabel 13. Impor Sumatera Utara Menurut Benua Asal, 2000-2004
 Table 13. Import Of Sumatera Utara By Continent Of Origin, 2000-2004

Tahun Year	Berat Bersih / Net Weight (Ton)				
	ASEAN ASEAN	Timur Tengah Middle East	Asia Lainnya Others Asia	Afrika Africa	Oseania Oceania
(1)	(2)	(3)	(4)	(5)	(6)
2000	982,805	113,550	763,370	21,552	259,115
2001	1,047,622	63,006	930,537	72,071	198,263
2002	635,790	42,307	1,132,492	8,507	419,108
2003	318,488	75,451	892,776	37,243	501,656
2004	440,720	86,313	1,150,857	38,370	744,652
Januari/January	28,497	4,654	112,719	18,141	27,853
Februari/February	33,010	3,627	129,161	922	130,533
Maret/March	47,817	12,927	139,549	615	28,590
April/April	12,856	545	32,349	22	24,463
Mei/May	26,825	6,396	132,555	1,017	49,721
Juni/June	46,323	4,434	79,502	615	60,833
Juli/July	25,978	12,022	141,480	549	88,638
Agustus/August	26,674	14,242	93,144	1,061	210,634
September/September	53,554	8,245	85,243	1,144	27,083
Oktober/October	61,062	8,113	63,267	601	57,969
November/November	45,787	5,722	77,200	13,165	13,809
Desember/December	32,337	5,386	64,688	518	24,526

Sumber : BPS Propinsi Sumatera Utara
 Source : BPS - Statistics of Sumatera Utara Province

Tabel 13. Lanjutan
Table Continued

Tahun Year	Berat Bersih / Net Weight (Ton)				
	Amerika Utara North America	Amerika Latin Latin America	Uni Eropa European Union	Eropa Lainnya Others Europe	Jumlah Total
(1)	(7)	(8)	(9)	(10)	(11)
2000	161,487	42,395	227,392	48,501	2,620,166
2001	126,651	35,760	238,914	117,419	2,830,242
2002	96,952	64,106	183,522	101,271	2,684,055
2003	156,669	91,332	122,189	147,307	2,343,112
2004	236,579	63,264	218,483	242,620	3,221,858
Januari/January	34,636	2,055	12,469	33,968	274,990
Februari/February	15,373	1,535	18,334	11,515	344,011
Maret/March	12,270	1,161	19,035	12,948	274,912
April/April	2,373	337	9,426	12,316	94,688
Mei/May	41,255	952	34,294	28,050	321,064
Juni/June	6,727	806	22,827	1,965	224,032
Juli/July	11,975	1,814	29,264	45,175	356,896
Agustus/August	7,374	2,957	15,826	16,247	388,158
September/September	33,905	1,629	16,488	39,522	266,813
Oktober/October	7,053	11,839	14,803	749	225,456
November/November	26,914	19,382	8,900	666	211,545
Desember/December	36,724	18,797	16,817	39,499	239,293

Sumber : BPS Propinsi Sumatera Utara
Source : BPS - Statistics of Sumatera Utara Province

Tabel 13. Lanjutan
Table 13. Continued

Tahun Year	Nilai CIF / CIF Value (000 US\$)				
	ASEAN ASEAN	Timur Tengah Middle East	Asia Lainnya Others Asia	Afrika Africa	Oseania Oceania
(1)	(12)	(13)	(14)	(15)	(16)
2000	261,147	30,475	246,978	5,865	64,339
2001	223,042	11,326	374,792	12,224	43,512
2002	262,643	10,385	295,094	5,656	70,615
2003	121,244	16,327	254,338	7,815	97,051
2004	152,714	25,784	346,111	10,267	126,096
Januari/January	11,225	1,201	27,729	1,690	6,660
Februari/February	14,170	1,458	36,149	679	13,381
Maret/March	15,187	2,236	37,819	394	7,375
April/April	3,136	198	6,694	19	6,035
Mei/May	15,834	1,703	39,629	1,428	15,450
Juni/June	12,356	1,663	24,341	449	13,786
Juli/July	12,488	4,124	32,410	502	19,784
Agustus/August	11,708	4,285	29,051	1,189	11,789
September/September	15,743	2,809	30,449	1,240	7,542
Oktober/October	16,086	2,449	23,015	357	17,511
November/November	11,614	1,949	24,998	1,510	2,373
Desember/December	13,167	1,709	33,827	810	4,410

Sumber : BPS Propinsi Sumatera Utara
Source : BPS - Statistics of Sumatera Utara Province

Tabel 13. Lanjutan
Table Continued

Tahun Year	Nilai CIF / CIF Value (000 US\$)				
	Amerika Utara North America	Amerika Latin Latin America	Uni Eropa European Union	Eropa Lainnya Others Europe	Jumlah Total
(1)	(17)	(18)	(19)	(20)	(21)
2000	51,154	9,252	93,747	12,330	775,287
2001	54,072	8,443	116,397	16,950	860,758
2002	56,821	22,271	73,381	22,431	819,298
2003	63,868	24,503	64,527	30,137	679,811
2004	107,876	30,826	98,162	55,529	953,359
Januari/January	8,820	1,149	9,262	7,631	75,366
Februari/February	7,622	755	7,449	2,885	84,547
Maret/March	9,129	725	8,659	2,721	84,244
April/April	1,272	668	2,244	2,231	22,497
Mei/May	14,484	2,542	12,686	6,580	110,335
Juni/June	6,400	1,189	8,546	1,572	70,302
Juli/July	6,758	2,941	10,284	9,020	98,310
Agustus/August	6,375	2,566	7,413	3,698	78,074
September/September	12,312	1,176	8,478	8,870	88,619
Oktober/October	7,625	5,719	8,525	690	81,977
November/November	12,428	6,111	3,813	566	65,361
Desember/December	14,651	5,285	10,803	9,065	93,727

Sumber : BPS Propinsi Sumatera Utara
Source : BPS - Statistics of Sumatera Utara Province

Tabel 14. Impor Sumatera Utara Menurut Komoditi Utama 3 Dijiit SITC, 2000-2004
 Table 14. Import Of Sumatera Utara By Main Commodity Of SITC 3 Digit, 2000-2004

Tahun Year	Berat Bersih / Net Weight (Ton)			
	Pupuk Buatan Pabrik Fertilizers,manufactured	Makanan Ternak <i>Feeding Stuff ForAnimals</i>	Bijih Aluminium dan Pekatannya Aluminium Ores AndConcentrates	Sisa Hasil Minyak Bumi Residual Petroleum Products,nes And Materials
(1)	(2)	(3)	(4)	(5)
2000	306,066	162,852	80,034	25,608
2001	382,922	225,587	62,102	53,899
2002	392,104	227,129	299,002	80,722
2003	413,192	223,639	342,490	74,459
2004	647,261	318,254	353,476	128,680
Januari/ <i>January</i>	72,532	31,979	22,295	1,381
Februari/ <i>February</i>	39,932	29,377	45,000	13,494
Maret/ <i>March</i>	60,175	49,782	22,295	5,272
April/ <i>April</i>	6,983	2,285	22,500	61
Mei/ <i>May</i>	91,915	36,728	42,030	16,046
Juni/ <i>June</i>	22,339	15,577	45,000	1,349
Juli/ <i>July</i>	82,572	38,383	66,795	4,847
Agustus/ <i>August</i>	59,067	25,352	21,780	4,253
September/ <i>September</i>	91,962	14,674	22,000	232
Oktober/ <i>October</i>	32,683	25,696	43,780	5,880
November/ <i>November</i>	15,684	16,897	1	55,658
Desember/ <i>December</i>	71,415	31,523	-	20,206

Sumber : BPS Propinsi Sumatera Utara
 Source : BPS - Statistics of Sumatera Utara Province

Tabel 14. Lanjutan
Table 14. Continued

Tahun Year	Berat Bersih / Net Weight (Ton)			
	Bahan Mineral Lainnya <i>Other Crude Minerals</i>	Jagung <i>Maize, unmilled</i>	Tembakau Lembaran, irisan dan sisa- sisanya <i>Tobacco, unmanufact- ured; tobacco Refuse</i>	Garam Logam dan Periksoada dari Asam Anorganik <i>Metallic Salts And Peroxysalts</i>
(1)	(6)	(7)	(8)	(9)
2000	112,521	47,470	2,242	52,037
2001	203,833	53,297	1,833	45,329
2002	116,846	171,846	1,765	46,925
2003	147,302	149,478	189	64,351
2004	453,239	138,951	7,634	94,445
Januari/ <i>January</i>	27,811	1,264	-	6,152
Februari/ <i>February</i>	13,865	24,376	-	11,819
Maret/ <i>March</i>	13,675	1,955	118	7,821
April/ <i>April</i>	25,170	420	178	5,409
Mei/ <i>May</i>	34,775	6,975	1,039	7,949
Juni/ <i>June</i>	22,799	16,513	632	11,969
Juli/ <i>July</i>	78,034	990	1,441	10,511
Agustus/ <i>August</i>	196,994	8,557	800	2,587
September/ <i>September</i>	6,158	32,100	550	8,021
Oktober/ <i>October</i>	11,559	25,100	1,435	2,862
November/ <i>November</i>	12,135	20,700	1,203	8,727
Desember/ <i>December</i>	10,263	-	238	10,617

Sumber : BPS Propinsi Sumatera Utara
Source : BPS - Statistics of Sumatera Utara Province

Tabel 14. Lanjutan
Table 14. Continued

Tahun Year	Berat Bersih / Net Weight (Ton)			
	Alumunium Aluminium	Besi Lembaran tidak Disepuh Flat Rolled Products Not Clad	Lainnya Other	Jumlah Total
(1)	(10)	(11)	(12)	(13)
2000	3,917	116,486	1,710,933	2,620,166
2001	1,620	84,400	1,715,421	2,830,243
2002	4,696	40,318	1,302,703	2,684,055
2003	10,304	19,687	898,022	2,343,112
2004	9,609	54,340	1,015,968	3,221,858
Januari/January	826	751	109,998	274,990
Februari/February	1,826	883	163,438	344,011
Maret/March	1,442	1,769	110,607	274,912
April/April	500	7,407	23,773	94,688
Mei/May	942	13,228	69,438	321,064
Juni/June	567	4,725	82,561	224,032
Juli/July	632	937	71,753	356,896
Agustus/August	585	2,560	65,623	388,158
September/September	618	6,230	84,267	266,813
Oktober/October	868	3,761	71,832	225,456
November/November	256	5,835	74,449	211,545
Desember/December	547	6,255	88,228	239,293

Sumber : BPS Propinsi Sumatera Utara
Source : BPS - Statistics of Sumatera Utara Province

Tabel 14. Lanjutan
Table Continued

Tahun Year	Nilai CIF / CIF Value (000 US\$)			
	Pupuk Buatan Pabrik Fertilizers,manufactured	Makanan Ternak Feeding Stuff ForAnimals	Bijih Aluminium dan Pekatannya Aluminium Ores AndConcentrates	Sisa Hasil Minyak Bumi Residual Petroleum Products,nes And Materials
(1)	(13)	(14)	(15)	(16)
2000	35,513	38,707	17,503	7,429
2001	44,249	56,615	12,951	12,099
2002	46,970	54,338	52,737	17,347
2003	55,313	58,900	70,963	16,565
2004	115,138	96,250	78,677	34,740
Januari/January	11,170	8,787	4,250	172
Februari/February	6,825	8,703	8,744	3,179
Maret/March	9,317	14,010	3,971	1,138
April/April	1,569	860	4,593	29
Mei/May	15,781	11,781	10,894	3,861
Juni/June	3,959	5,520	9,894	643
Juli/July	15,006	11,520	14,035	1,557
Agustus/August	9,980	8,843	4,701	1,320
September/September	18,589	5,555	4,844	140
Oktober/October	6,319	7,641	12,749	1,698
November/November	1,735	4,784	2	15,610
Desember/December	14,888	8,246	-	5,393

Sumber : BPS Propinsi Sumatera Utara
Source : BPS - Statistics of Sumatera Utara Province

Tabel 14. Lanjutan
Table 14. Continued

Tahun Year	Nilai CIF / CIF Value (000 US\$)			
	Bahan Mineral Lainnya <i>Other Crude Minerals</i>	Jagung <i>Maize, unmilled</i>	Tembakau Lembaran, irisan dan sisa- sisanya <i>Tobacco, unmanufact- ured; tobacco Refuse</i>	Garam Logam dan Periksoada dari Asam Anorganik <i>Metallic Salts And Peroxysalts</i>
(1)	(18)	(19)	(20)	(21)
2000	9,228	6,089	749	9,575
2001	21,465	6,482	2,332	8,154
2002	9,449	20,289	4,268	8,983
2003	10,201	19,693	389	12,179
2004	25,378	20,880	20,488	20,122
Januari/January	1,682	194	-	1,137
Februari/February	1,588	3,272	-	2,212
Maret/March	1,745	268	236	2,052
April/April	1,371	66	550	1,053
Mei/May	2,324	1,094	3,588	1,907
Juni/June	1,918	2,946	1,497	1,802
Juli/July	4,437	167	3,802	2,222
Agustus/August	6,122	1,449	2,216	601
September/September	803	5,007	1,626	1,626
Oktober/October	1,179	3,501	3,624	842
November/November	979	2,916	2,857	2,227
Desember/December	1,229	-	493	2,440

Sumber : BPS Propinsi Sumatera Utara
Source : BPS - Statistics of Sumatera Utara Province

Tabel 14. Lanjutan
Table 14. Continued

Tahun Year	Nilai CIF / CIF Value (000 US\$)			
	Alumunium Aluminium	Besi Lembaran tidak Disepuh Flat Rolled Products Not Clad	Lainnya Other	Jumlah Total
(1)	(22)	(23)	(24)	(25)
2000	6,280	24,808	619,408	775,287
2001	2,210	16,343	677,857	860,758
2002	6,129	11,925	586,863	819,298
2003	14,107	5,844	415,658	679,811
2004	16,641	15,676	509,370	953,359
Januari/January	1,271	330	46,374	75,366
Februari/February	2,776	317	46,930	84,547
Maret/March	2,367	274	48,866	84,244
April/April	886	1,184	10,336	22,497
Mei/May	1,572	4,718	52,815	110,335
Juni/June	1,112	1,480	39,532	70,302
Juli/July	1,274	285	44,005	98,310
Agustus/August	984	599	41,260	78,074
September/September	1,206	1,643	47,580	88,619
Oktober/October	1,703	1,363	41,359	81,977
November/November	483	1,523	32,243	65,361
Desember/December	1,007	1,961	58,070	93,727

Sumber : BPS Propinsi Sumatera Utara
Source : BPS - Statistics of Sumatera Utara Province

Tabel 15. Impor Sumatera Utara Menurut Negara Asal Utama, 2000-2004
 Table 15. *Import Of Sumatera Utara By Main Country Of Origin, 2000-2004*

Tahun Year	Berat Bersih / <i>Net Weight (Ton)</i>					
	Cina <i>China</i>	Australia <i>Australia</i>	Amerika Serikat <i>United States</i>	Malaysia <i>Malaysia</i>	India <i>India</i>	Jepang <i>Japan</i>
(1)	(2)	(3)	(4)	(5)	(6)	(7)
2000	282,510	238,255	154,023	239,838	23,412	202,362
2001	301,024	181,524	103,621	186,016	259,411	157,602
2002	537,456	340,987	54,923	210,290	286,409	169,237
2003	486,349	413,305	117,385	147,593	127,658	159,967
2004	564,634	730,507	108,081	223,242	360,948	100,769
Januari/ <i>January</i>	51,507	27,126	9,106	17,034	44,549	5,036
Februari/ <i>February</i>	79,324	129,359	9,363	14,049	26,035	17,142
Maret/ <i>March</i>	50,825	28,164	11,527	34,322	49,409	21,258
April/ <i>April</i>	11,947	24,012	2,305	9,581	18,292	385
Mei/ <i>May</i>	59,153	46,796	6,374	10,785	59,313	6,729
Juni/ <i>June</i>	45,162	59,051	6,443	36,487	25,124	3,549
Juli/ <i>July</i>	44,872	87,134	5,155	13,743	85,663	2,500
Agustus/ <i>August</i>	41,645	209,971	6,953	19,513	16,481	15,982
September/ <i>September</i>	62,647	26,334	5,190	18,070	8,367	2,459
Oktober/ <i>October</i>	37,455	55,961	6,758	21,164	1,117	11,669
November/ <i>November</i>	40,400	13,398	26,538	11,958	11,582	11,342
Desember/ <i>December</i>	39,697	23,200	12,368	16,537	15,018	2,717

Sumber : BPS Propinsi Sumatera Utara
 Source : *BPS - Statistics of Sumatera Utara Province*

Tabel 15. Lanjutan
Table 15. Continued

Tahun Year	Berat Bersih / Net Weight (Ton)					
	Jerman Germany	Thailand Thailand	Singapura Singapore	Korea Selatan Korea, South	Lainnya Other	Jumlah Total
(1)	(8)	(9)	(10)	(11)	(12)	(13)
2000	62,193	377,029	227,063	110,011	703,471	2,620,166
2001	115,537	333,841	231,051	59,893	900,724	2,830,243
2002	67,907	190,871	135,474	79,229	611,272	2,684,055
2003	81,288	74,379	56,617	82,003	596,567	2,343,112
2004	146,266	142,942	60,189	73,877	710,402	3,221,858
Januari/January	3,965	4,178	5,876	8,081	98,533	274,990
Februari/February	8,577	9,454	7,404	3,660	39,645	344,011
Maret/March	14,807	5,315	4,939	13,860	40,485	274,912
April/April	8,293	2,161	774	873	16,065	94,688
Mei/May	25,018	9,721	4,860	3,015	89,300	321,064
Juni/June	18,825	6,081	3,568	2,603	17,138	224,032
Juli/July	24,578	4,711	5,936	3,938	78,665	356,896
Agustus/August	10,840	4,328	2,725	16,443	43,277	388,158
September/September	8,129	31,077	3,518	7,616	93,407	266,813
Oktober/October	8,698	30,044	8,134	7,979	36,478	225,456
November/November	5,162	24,177	9,470	3,081	54,436	211,545
Desember/December	9,374	11,694	2,985	2,729	102,973	239,293

Sumber : BPS Propinsi Sumatera Utara
Source : BPS - Statistics of Sumatera Utara Province

Tabel 15. Lanjutan
Table 15. Continued

Tahun Year	Nilai CIF / CIF Value (000 US\$)					
	Cina China	Australia Australia	Jepang Japan	Amerika Serikat United States	Malaysia Malaysia	Singapura Singapore
(1)	(14)	(15)	(16)	(17)	(18)	(19)
2000	90,547	61,515	46,221	75,273	11,081	61,226
2001	100,213	39,200	46,672	58,550	50,713	119,000
2002	120,098	64,637	48,151	43,643	55,466	68,652
2003	112,029	90,245	56,181	45,905	29,877	63,042
2004	159,787	120,902	80,293	67,209	66,180	53,102
Januari/January	12,698	6,399	4,919	6,493	7,399	2,163
Februari/February	15,300	12,963	6,639	5,014	7,263	8,257
Maret/March	12,863	7,217	8,660	7,309	11,985	5,762
April/April	3,950	5,865	1,237	1,596	1,147	348
Mei/May	17,011	14,384	7,504	6,891	11,758	5,618
Juni/June	12,142	13,139	5,944	6,299	5,555	2,995
Juli/July	13,143	19,201	5,575	6,052	9,201	2,556
Agustus/August	9,239	11,530	6,049	6,823	3,855	7,767
September/September	18,721	7,233	6,083	5,472	1,740	3,908
Oktober/October	11,719	16,734	7,010	6,801	523	4,836
November/November	12,258	2,234	11,873	3,293	1,828	4,870
Desember/December	20,744	4,001	8,801	5,167	3,926	4,021

Sumber : BPS Propinsi Sumatera Utara
Source : BPS - Statistics of Sumatera Utara Province

Tabel 15. Lanjutan
Table 15. Continued

Tahun Year	Nilai CIF / CIF Value (000 US\$)					
	India India	Thailand Thailand	Jerman Germany	Korea Selatan Korea, South	Lainnya Other	Jumlah Total
(1)	(20)	(21)	(22)	(23)	(24)	(25)
2000	23,424	94,270	64,489	28,764	218,477	775,287
2001	28,276	70,885	50,828	17,779	278,641	860,758
2002	23,648	38,750	160,843	22,476	172,935	819,298
2003	25,443	26,798	39,639	24,493	166,159	679,811
2004	44,208	43,689	38,470	36,168	243,353	953,359
Januari/January	5,140	1,838	2,663	3,132	22,522	75,366
Februari/February	3,058	3,643	4,969	3,000	14,440	84,547
Maret/March	4,423	2,749	4,182	4,293	14,802	84,244
April/April	1,457	785	710	546	4,857	22,497
Mei/May	4,420	5,070	3,612	2,292	31,776	110,335
Juni/June	4,043	2,770	3,216	1,833	12,366	70,302
Juli/July	5,209	2,750	3,419	4,650	26,554	98,310
Agustus/August	3,897	2,096	2,694	5,220	18,904	78,074
September/September	3,660	7,130	2,945	3,465	28,264	88,619
Oktober/October	4,297	5,563	3,274	3,000	18,219	81,977
November/November	1,564	4,623	3,582	1,929	17,306	65,361
Desember/December	3,039	4,671	3,205	2,808	33,343	93,727

Sumber : BPS Propinsi Sumatera Utara
Source : BPS - Statistics of Sumatera Utara Province

Tabel 16. Impor Sumatera Utara Menurut Pelabuhan Utama, 2000-2004
 Table 16. Import Of Sumatera Utara By Main Port, 2000-2004

Tahun Year	Berat Bersih / Net Weight (Ton)					
	Belawan	Kuala Tanjung	Tanjung Balai Asahan	Medan / Polonia (u)	Tanjung Pura	Pangkalan Susu
(1)	(2)	(3)	(4)	(5)	(6)	(7)
2000	2,158,603	403,823	11,611	663	152	7,495
2001	2,348,109	450,937	6,273	787	132	21,298
2002	2,270,431	366,774	21,492	560	98	19,416
2003	1,934,910	386,533	15,317	269	417	5,275
2004	2,742,627	462,915	13,466	93	984	390
Januari/January	251,527	22,275	1,170	-	17	-
Februari/February	285,666	56,900	455	9	931	-
Maret/March	246,726	27,275	884	4	15	-
April/April	70,627	22,500	1,552	-	9	-
Mei/May	263,788	55,685	1,580	1	-	-
Juni/June	176,520	45,000	1,497	7	4	-
Juli/July	285,534	70,799	520	43	-	-
Agustus/August	361,746	25,289	1,025	11	7	-
September/September	242,439	22,000	2,161	9	-	190
Oktober/October	176,989	47,292	1,047	8	-	-
November/November	160,095	49,637	1,574	-	-	200
Desember/December	220,971	18,262	-	-	-	-

Sumber : BPS Propinsi Sumatera Utara
 Source : BPS - Statistics of Sumatera Utara Province

Tabel 16. Lanjutan
Table 16. Continued

Tahun Year	Berat Bersih / Net Weight (Ton)					Jumlah Total
	Teluk Mengkudu	Sibolga	Pulau Tello	Hinako	Lainnya Other	
(1)	(8)	(9)	(10)	(11)	(12)	(13)
2000	-	3,650	32,016	-	2,152	2,620,166
2001	-	2,600	56	-	50	2,830,243
2002	-	2,729	1,273	-	1,282	2,684,055
2003	-	7	11	-	373	2,343,112
2004	110	39	232	1,000	-	3,221,858
Januari/January	-	-	-	-	-	274,990
Februari/February	-	-	50	-	-	344,011
Maret/March	-	7	-	-	-	274,912
April/April	-	-	-	-	-	94,688
Mei/May	-	-	10	-	-	321,064
Juni/June	-	4	-	1,000	-	224,032
Juli/July	-	-	-	-	-	356,896
Agustus/August	-	5	74	-	-	388,158
September/September	-	-	13	-	-	266,813
Oktober/October	110	10	-	-	-	225,456
November/November	-	7	33	-	-	211,545
Desember/December	-	7	53	-	-	239,293

Sumber : BPS Propinsi Sumatera Utara
Source : BPS - Statistics of Sumatera Utara Province

Tabel 16. Lanjutan
Table 16. Continued

Tahun Year	Nilai CIF / CIF Value (000 US\$)					
	Belawan	Kuala Tanjung	Medan/ Polonia (u)	Pangkalan Susu	Tanjung Balai Asahan	Pulau Tello
(1)	(14)	(15)	(16)	(17)	(18)	(19)
2000	647,059	104,611	2,436	9,720	1,276	7,859
2001	662,030	101,868	1,519	5,174	229	89,838
2002	621,263	69,743	6,513	6,664	125	112,147
2003	583,993	81,795	6,353	4,531	87	2,768
2004	832,665	107,922	5,838	3,772	1,174	629
Januari/January	70,583	4,243	510	18	12	-
Februari/February	71,359	11,570	123	304	1,068	-
Maret/March	78,598	4,989	346	159	51	-
April/April	17,402	4,593	476	-	25	-
Mei/May	95,674	14,147	503	3	2	-
Juni/June	58,858	9,894	1,111	172	5	-
Juli/July	81,911	15,193	413	792	-	-
Agustus/August	70,755	5,707	407	1,128	11	-
September/September	82,329	4,844	629	491	-	299
Oktober/October	66,532	13,760	489	706	-	-
November/November	50,052	14,128	830	-	-	330
Desember/December	88,610	4,854	-	-	-	-

Sumber : BPS Propinsi Sumatera Utara
Source : BPS - Statistics of Sumatera Utara Province

Tabel 16. Lanjutan
Table 16. Continued

Tahun Year	Nilai CIF / CIF Value (000 US\$)					Jumlah Total
	Tanjung Pura	Bandar Khalipah	Sibolga	Rantau Panjang	Lainnya Other	
(1)	(20)	(21)	(22)	(23)	(24)	(25)
2000	-	97	1,875	-	354	775,287
2001	-	52	38	-	9	860,758
2002	-	123	367	-	2,352	819,298
2003	-	3	32	-	249	679,811
2004	481	323	292	263	-	953,359
Januari/January	-	-	-	-	-	75,366
Februari/February	-	-	123	-	-	84,547
Maret/March	-	101	-	-	-	84,244
April/April	-	-	-	-	-	22,497
Mei/May	-	-	6	-	-	110,335
Juni/June	-	-	-	263	-	70,302
Juli/July	-	-	-	-	-	98,310
Agustus/August	-	-	66	-	-	78,074
September/September	-	-	27	-	-	88,619
Oktober/October	481	8	-	-	-	81,977
November/November	-	4	17	-	-	65,361
Desember/December	-	210	53	-	-	93,727

Sumber : BPS Propinsi Sumatera Utara
Source : BPS - Statistics of Sumatera Utara Province

Tabel 17. Neraca Perdagangan Sumatera Menurut Sektor, 2000-2004
 Table 17. Balance Of Trades Of Sumatera Utara By Sector, 2000-2004

Tahun Year	Nilai / Value (000 US\$)					
	Minyak dan Gas Bumi <i>Natural Oil and Gas</i>	Pertanian <i>Agriculture</i>	Pertambangan & Penggalian <i>Mining & Quarrying</i>	Industri <i>Industry</i>	Lainnya <i>Others</i>	Jumlah <i>Total</i>
(1)	(2)	(3)	(4)	(5)	(6)	(7)
2000	-24	485,813	-28,105	1,204,879	-86	1,662,477
2001	-6	625,075	-73,046	882,053	-38	1,434,038
2002	-	546,341	1,556	1,524,809	-9	2,072,698
2003	-30	634,415	-7,829	1,381,518	-8	2,008,066
2004	-64	967,533	7,456	2,311,122	2	3,286,050
Januari/January	-	60,904	-1,219	112,220	12	171,917
Februari/February	-	99,585	-4,497	86,235	-4	181,320
Maret/March	-	52,881	6,492	80,183	-4	139,552
April/April	-	62,051	-1,512	112,938	1	173,477
Mei/May	-	89,600	-2,609	173,823	6	260,820
Juni/June	-47	99,945	18,476	207,988	-	326,363
Juli/July	-	77,131	6,836	236,575	-	320,543
Agustus/August	-	105,976	-6,680	359,086	-1	458,382
September/Septemb	-	74,089	-1,265	241,778	-8	314,593
Oktober/October	-	83,361	-1,794	260,441	-	342,008
November/Novembe	-	66,341	-2,286	243,599	-	307,653
Desember/Decembe	-17	95,669	-2,486	196,256	-	289,422

Sumber : BPS Propinsi Sumatera Utara
 Source : BPS - Statistics of Sumatera Utara Province

Tabel 18. Neraca Perdagangan Sumatera Menurut Kelompok Barang Ekonomi, 2000-2004
 Table 18. Balance Of Trades Of Sumatera Utara By Economic Goods Group, 1999-2003

Tahun Year	Nilai / Value (000 US\$)			
	Barang Modal <i>Capital Goods</i>	Bahan Baku/Penolong <i>Raw/Support Materials</i>	Barang Konsumsi <i>Consumer Goods</i>	Jumlah <i>Total</i>
(1)	(2)	(3)	(4)	(5)
2000	-123,751	1,026,719	759,510	1,662,477
2001	-205,330	903,515	735,852	1,434,038
2002	-228,588	1,511,533	789,754	2,072,698
2003	-107,706	1,410,810	704,960	2,008,066
2004	-133,930	2,403,081	1,016,898	3,286,050
Januari/ <i>January</i>	-12,760	139,368	45,308	171,917
Februari/ <i>February</i>	-10,557	131,747	60,130	181,320
Maret/ <i>March</i>	-10,955	97,943	52,565	139,552
April/ <i>April</i>	-815	90,031	84,261	173,477
Mei/ <i>May</i>	-14,430	202,832	72,417	260,820
Juni/ <i>June</i>	-10,635	252,215	84,782	326,363
Juli/ <i>July</i>	-12,269	233,036	99,775	320,543
Agustus/ <i>August</i>	-13,622	365,664	106,341	458,382
September/ <i>September</i>	-8,580	243,200	79,972	314,593
Oktober/ <i>October</i>	-10,828	235,812	117,025	342,008
November/ <i>November</i>	-7,829	208,167	107,316	307,653
Desember/ <i>December</i>	-20,650	203,066	107,006	289,422

Sumber : BPS Propinsi Sumatera Utara
 Source : BPS - Statistics of Sumatera Utara Province

Tabel 19. Neraca Perdagangan Sumatera Utara Menurut Komoditi SITC 1 Dijit, 2000-2004
 Table Balance Of Trade Of Sumatera Utara By 1 Digit SITC Commodity, 2000-2004

Tahun Year	Nilai / Value (000 US\$)			
	Bahan Makanan dan Binatang Hidup <i>Food and Live Animals</i>	Minuman dan Tembakau <i>Beverages and Tobacco</i>	Bahan Baku <i>Raw Materials; inedible</i>	Bahan Bakar, dan sebagainya <i>Mineral Fuels, Lubricants, etc</i>
(1)	(2)	(3)	(4)	(5)
2000	215,669	37,881	285,905	-1,594
2001	423,320	59,928	271,083	-13,140
2002	301,052	41,968	336,219	-18,000
2003	282,163	38,832	433,396	-9,870
2004	387,062	36,631	780,782	-44,518
Januari/January	16,519	1,890	43,819	899
Februari/February	29,724	-44	68,261	-3,568
Maret/March	8,455	-761	46,458	-1,518
April/April	40,296	3,997	47,768	-105
Mei/May	28,843	727	65,350	-4,193
Juni/June	37,650	4,275	102,225	-898
Juli/July	31,794	827	63,914	-1,781
Agustus/August	46,771	2,195	83,508	-1,757
September/September	26,549	3,595	63,812	-8,024
Oktober/October	43,741	5,525	61,057	-2,219
November/November	37,555	2,990	56,371	-15,786
Desember/December	39,165	11,415	78,239	-5,568

Sumber : BPS Propinsi Sumatera Utara
 Source : BPS - Statistics of Sumatera Utara Province

Tabel 19. Lanjutan
Table Continued

Tahun Year	Nilai / Value (000 US\$)			
	Minyak/Lemak Nabati dan Hewani Animal and Vegetable Oils/Fats	Bahan Kimia Chemicals	Barang Hasil Industri Manufactured Goods	Mesin dan Alat Pengangkutan Machinery and Transportation Equipments
(1)	(6)	(7)	(8)	(9)
2000	729,188	-55,504	437,711	-126,841
2001	585,525	-33,088	257,382	-210,499
2002	1,162,903	-55,727	376,515	-230,571
2003	1,008,179	-86,776	328,876	-116,053
2004	1,719,561	-74,693	450,361	-135,229
Januari/January	112,694	-12,948	15,551	-12,690
Februari/February	81,899	-8,545	17,163	-10,415
Maret/March	78,020	-21,783	38,591	-10,700
April/April	34,306	1,671	34,550	-1,818
Mei/May	154,690	-16,535	31,955	-14,984
Juni/June	147,829	-567	30,037	-10,661
Juli/July	180,444	-12,767	54,683	-11,807
Agustus/August	276,723	1,820	43,373	-13,656
September/September	196,355	-11,571	36,020	-8,468
Oktober/October	162,140	8,827	54,805	-11,102
November/November	157,976	8,051	52,100	-8,034
Desember/December	136,485	-10,346	41,533	-20,894

Sumber : BPS Propinsi Sumatera Utara
Source : BPS - Statistics of Sumatera Utara Province

Tabel 19. Lanjutan
Table 19. Continued

Tahun Year	Nilai / Value (000 US\$)		
	Hasil Industri Lainnya Miscellaneous Manufactured Goods	Barang dan Transaksi Khusus lainnya Special Transaction and Commodities	Jumlah Total
(1)	(10)	(11)	(12)
2000	139,948	115	1,662,477
2001	93,485	42	1,434,038
2002	157,590	748	2,072,698
2003	128,724	591	2,008,066
2004	165,989	102	3,286,050
Januari/January	6,122	62	171,917
Februari/February	6,806	38	181,320
Maret/March	2,790	-	139,552
April/April	12,810	-	173,477
Mei/May	14,964	2	260,820
Juni/June	16,475	-	326,363
Juli/July	15,234	-	320,543
Agustus/August	19,404	-	458,382
September/September	16,327	-	314,593
Oktober/October	19,235	-	342,008
November/November	16,430	-	307,653
Desember/December	19,392	-	289,422

Sumber : BPS Propinsi Sumatera Utara
Source : BPS - Statistics of Sumatera Utara Province

Tabel 20. Neraca Perdagangan Sumatera Utara Menurut Benua Tujuan, 2000-2004
 Table Balance Of Trade Of Sumatera Utara By Continent Of Destination, 2000-2004

Tahun Year	Nilai / Value (000 US\$)				
	ASEAN ASEAN	Timur Tengah Middle East	Asia Lainnya Others Asia	Afrika Africa	Oseania Oceania
(1)	(2)	(3)	(4)	(5)	(6)
2000	242,319	110,204	444,462	116,502	-27,428
2001	186,245	129,905	213,158	96,920	18,040
2002	151,738	129,563	796,667	154,988	-48,298
2003	225,771	115,921	790,084	156,241	-63,659
2004	280,153	308,559	1,380,525	151,810	-80,157
Januari/January	28,899	25,606	61,067	9,228	-4,062
Februari/February	4,243	13,044	66,219	12,079	-10,157
Maret/March	3,723	19,392	64,475	11,279	-4,357
April/April	18,818	9,174	73,197	10,730	-3,458
Mei/May	18,900	21,647	115,315	8,697	-11,590
Juni/June	17,779	24,843	153,425	15,472	-9,687
Juli/July	26,482	32,893	144,714	14,453	-15,974
Agustus/August	37,000	43,155	199,810	9,527	-7,337
September/September	31,858	17,127	137,421	16,144	-3,439
Oktober/October	37,944	33,808	135,953	16,817	-12,115
November/November	24,748	33,366	128,270	13,038	1,517
Desember/December	29,759	34,504	100,659	14,346	502

Sumber : BPS Propinsi Sumatera Utara
 Source : BPS - Statistics of Sumatera Utara Province

Tabel 20. Lanjutan
Table Continued

Tahun Year	Nilai / Value (000 US\$)				
	Amerika Utara North America	Amerika Latin Latin America	Uni Eropa European Union	Eropa Lainnya Others Europe	Jumlah Total
(1)	(7)	(8)	(9)	(10)	(11)
2000	148,727	114,029	475,414	38,249	1,662,477
2001	133,243	135,399	487,783	33,344	1,434,038
2002	269,518	31,281	551,853	35,388	2,072,698
2003	230,284	45,638	450,037	57,752	2,008,066
2004	302,803	93,633	783,915	64,803	3,286,050
Januari/January	18,806	7,518	26,920	-2,066	171,917
Februari/February	31,296	10,479	48,619	5,497	181,320
Maret/March	9,502	4,518	26,425	4,595	139,552
April/April	24,557	3,415	31,278	5,767	173,477
Mei/May	21,608	7,523	77,582	1,137	260,820
Juni/June	30,277	13,571	71,705	8,978	326,363
Juli/July	26,351	9,931	81,380	312	320,543
Agustus/August	35,785	11,035	121,100	8,306	458,382
September/September	19,754	10,682	75,308	9,737	314,593
Oktober/October	30,479	7,724	81,470	9,928	342,008
November/November	22,408	1,478	74,629	8,199	307,653
Desember/December	31,980	5,759	67,499	4,413	289,422

Sumber : BPS Propinsi Sumatera Utara
Source : BPS - Statistics of Sumatera Utara Province

Tabel 21. Ekspor dan Impor Sumatera Utara menurut Komoditi SITC dan HS, 2004
 Table 21. *Export and Import of Sumatera Utara by SITC and HS Commodity, 2004*

SITC	HS	Komoditi Commodity	Ekspor/Export		Impor/Import	
			Berat Bersih Net Weight (Kg)	Nilai FOB FOB Value (US\$)	Berat Bersih Net Weight (Kg)	Nilai CIF CIF Value (US\$)
(1)	(2)	(3)	(4)	(5)	(6)	(7)
00111000	010210000	Pure-bred Breeding Live Bovine Animals	-	-	688 920	553 892
00119900	010290900	Other Cows & Buffaloes Other Than Pure-bred Breeding Animals	336	707	-	-
00122900	010420900	Goats Other Pure - Bred Breeding Animals	86 204	64 249	-	-
00151990	010119900	Horses For Other Purposes	70	25	-	-
00190119	010600119	Rabbit Oth.than Pure-bred Breeding Animals	3 314	3 314	-	-
00190191	010600191	Other Live Animals For Human Food Pure-bred Breeding Animals	145	79	-	-
00190199	010600199	Other Live Animals For Human Food Other Pure-bred Breeding Animals	5 507	5 139	-	-
00190910	010600910	Silk Worms	73	39	-	-
00190999	010600999	Other Live Animals Other Pure-bred Breeding Animals	111 215	104 328	557	3 286
01121900	020220000	Meat Of Bovine Animals , Frozen Other Cuts With Bone In	-	-	20 000	3 610
01221190	020319000	Meat Of Swine Fresh Or Chilled Other Than Carcasses & Hams	9 400	18 968	-	-
01222290	020329000	Meat Of Swine Frozen Other Than Carcasses & Hams	135	1 005	-	-
01252200	020622000	Edible Offal Of Bovine Animals, fro-zen Livers	-	-	8 048	4 086
01252900	020629000	Other Edible Offal Of Bovine Animals, Frozen	-	-	16 266	8 259
01292100	020820100	Meat & Edible Meat Offal Of Frogs Legs Fresh Or Chilled	58 167	100 154	-	-
01292200	020820200	Meat & Edible Meat Offal Of Frogs Legs Frozen	879 247	3 333 785	12 145	63 953
01293000	030760000	Snails, Other Than Sea Snails	98 858	167 674	-	-
01299900	020890900	Other Meat Of Frogs	47	984	-	-
01689900	021090900	Edible Flours & Meals Other Than Salted Or In Brine	24 720	65 936	-	-
01720100	160100100	Sausages & Similar Products, of Meat fresh, Chilled Or Frozen	500 000	192 500	-	-
01720900	160100900	Other Sausages And Similar Products Of Meat, Meat Offal Or Blood	2 693	92 067	-	-
01740900	160239000	Other Prepared Or Preserved Meat, Meat Offal / Blood Of Heading 01.05	221	897	236	1 043
01750419	160249190	Other Cuts Of Swine In Airtight Containers	-	-	23 511	9 636
02211000	040110000	Milk Of A Fat Content, By Weight, Not Exceeding 1 %	85	2 550	-	-
02213000	040130000	Milk Of A Fat Content, By Weight, Exceeding 6 %	-	-	648 021	230 516
02221100	040210100	Milk & Cream Of Fat Lte. 1.5% Added Sugar In	1	3	19 410	11 277

Tabel 21. Lanjutan
Table Continued

SITC	HS	Komoditi Commodity	Eksport/Export		Impor/Import	
			Berat Bersih Net Weight (Kg)	Nilai FOB FOB Value (US\$)	Berat Bersih Net Weight (Kg)	Nilai CIF CIF Value (US\$)
(1)	(2)	(3)	(4)	(5)	(6)	(7)
		Pow'r Form,in Pack.>=25				
02222120	040221900	Other Milk & Cream Not Cont Added Sugar, Weight Lt. 25 Kg, Not In Po	15	8	-	-
02222900	040229000	Other Milk & Cream Cont Added Sugar	-	-	414 886	123 597
02224000	040299000	Other Milk & Cream Added Sugar Or Other Sweetening Matter	-	-	106 704	83 030
02231000	040310000	Yoghurt	4 868	12 570	-	-
02232900	040390900	Other Buttermilk, In Packing >= 25 Kg Net	58 635	17 430	-	-
02233000	210500000	Ice Cream And Other Edible Ice, Whether Or Not Containing Cocoa	-	-	1 931	1 723
02241000	040410000	Whey, Whether Or Not Concentrated/ Cont. added Sugar/oth. sweetng Matte	-	-	63 250	20 341
02410000	040620000	Grated/powdered Cheese Of All Kinds	-	-	12 000	40 800
02510100	040700110	Bird Eggs Fresh For Hatching	-	-	12 520	19 994
03411100	030110100	Ornamental Fish Fry	2 848	11 190	-	-
03411200	030110910	Marine Ornamental Fish	175 447	459 729	320	1 525
03411300	030110920	Fresh Water Ornamental Fish (live)	49 282	247 324	705	1 084
03411519	030192900	Eels Other Than Fish Fry	97	147	-	-
03411711	030199100	Other Live Fish Fry	76 523	89 611	-	-
03411719	030199900	Other Live Fish	173 443	260 909	-	-
03412100	030211000	Trout Fresh Or Chilled	36 045	60 547	-	-
03412200	030212000	Pacific Salmon Fresh Or Chilled	5 711	3 053	-	-
03412900	030219000	Other Fish, Fresh Or Chilled	15 705 708	11 945 408	1 111 629	211 827
03413900	030229000	Other Flat Fish, Fresh Or Chilled	49 080	29 756	-	-
03414200	030232000	Yellowfin Tunas Fresh Or Chilled	5 885	20 339	-	-
03414300	030233000	Skipjack Or Stripe-bellied Bonito Fresh Or Chilled	15 079	36 296	-	-
03414900	030239000	Other Tunas Fresh Or Chilled	3 981	7 600	-	-
03415900	030261000	Sardines Fresh Or Chilled	-	-	11 880	2 309
03418400	030266000	Eels Fresh Or Chilled	595	496	-	-
03418410	030269100	Marine Fish Fresh Or Chilled	1 054 329	755 559	-	-
03418490	030269900	Other Marine Fish Fresh Or Chilled	12 205	33 190	-	-
03421100	030310000	Pacific Salmon Frozen	26 835	25 995	-	-
03421900	030329000	Other Salmonidae Frozen	1 867 822	502 728	-	-
03422200	030332000	Plaice Frozen	25 000	12 500	-	-
03422900	030339000	Other Flat Fish Frozen	43 104	37 817	38	34
03423300	030343000	Skipjack Or Stripe-bellied Bonito Frozen	623 636	1 958 237	-	-

Tabel 21. Lanjutan
Table Continued

SITC	HS	Komoditi Commodity	Eksport/Export		Impor/Import	
			Berat Bersih Net Weight (Kg)	Nilai FOB FOB Value (US\$)	Berat Bersih Net Weight (Kg)	Nilai CIF CIF Value (US\$)
(1)	(2)	(3)	(4)	(5)	(6)	(7)
03423900	030349000	Other Tunas Fish Frozen	2	6	-	-
03424900	030371000	Sardines Frozen	26 300	13 150	-	-
03428400	030376000	Eels Frozen	177 500	508 250	79	71
03428610	030379100	Marine Fish Frozen	252 837	115 219	-	-
03428690	030379900	Other Than Marine Fish Frozen	262 908	246 895	62	55
03429200	030380200	Roes Of Tunas	-	-	269	238
03440000	030420000	Frozen Fillets	4 109 610	13 011 537	-	-
03451100	030410100	Fish Fillets Fresh Or Chilled	1 472	8 382	74	66
03451990	030410990	Other Fish Fillets Oth. Than Marinefish Fresh Or Chilled	94	1 830	-	-
03455100	030490100	Other Fish Meat Of Marine Fish	336 516	247 936	18	16
03455900	030490900	Oth Fish Meat Oth Than Marine Fish	78 000	33 911	-	-
03512000	030530000	Fish Fillets, Dried, Salted Or InBrine, But Not Smoked	24 545	20 592	-	-
03513100	030559100	Teri Fish Dried	226 110	360 357	82 794	337 481
03513300	030559300	Shark Fins Dried	49 651	248 230	3 500	3
03513900	030559900	Other Dried Fished Whether Or NotSalted But Not Smoked	610 744	113 975	101 972	44 575
03529210	030569100	Teri Fish Salted	277 463	655 052	-	-
03530490	030549000	Other Than Salmon & Herring Smoked	1 768	2 815	-	-
03540900	030520900	Livers & Roes Other Than Smoked	11 905	8 541	-	-
03550000	030510000	Fish Meal Fit For Human Consumption	45 333	81 489	15 000	6 826
03611000	030613000	Shrimps And Prawns Frozen	15 280 985	117 633 295	127 277	1 062 215
03619100	030611000	Rock Lobsters & Other Sea Crawfish Frozen	1 603	1 614	-	-
03619200	030612000	Lobsters Frozen	85 139	480 778	-	-
03619300	030614000	Crabs Frozen	347 266	1 200 369	-	-
03619911	030619100	Crayfish Frozen	48 409	303 984	-	-
03619919	030619900	Other Than Crayfish Frozen	10 213	77 019	368	328
03620219	030621900	Rock Lobster & Other Sea CrawfishOther Than InAirtight Container	545	1 114	-	-
03620221	030622100	Lobster InAirtight Container	27 601	42 827	-	-
03620229	030622900	Lobster Oth. Than InAirtight Container	9 344	16 394	-	-
03620231	030623100	Shrimps And PrawnsIn AirtightContainer	16 082	8 321	-	-
03620239	030623900	Shrimps And Prawns Other Than In Airtight Container	1 209 340	571 152	982	915
03620241	030624100	Crabs InAirtight Container	1 240 866	2 715 880	298	267
03620249	030624900	Crabs Other Than InAirtight Cont.	290 330	287 577	-	-

Tabel 21. Lanjutan
Table Continued

SITC	HS	Komoditi Commodity	Eksport/Export		Impor/Import	
			Berat Bersih Net Weight (Kg)	Nilai FOB FOB Value (US\$)	Berat Bersih Net Weight (Kg)	Nilai CIF CIF Value (US\$)
(1)	(2)	(3)	(4)	(5)	(6)	(7)
03620291	030629110	Cray Fish In Airtight Container	8 900	21 185	-	-
03620299	030629190	Other Cray Fish	681	215	-	-
03631000	030710000	Oysters Fit For Human Consumption	70 225	62 865	38	34
03633100	030741000	Cuttle Fish Live, Fresh Or Chilled	737 496	397 096	-	-
03635100	030721000	Scallops Live, Fresh Or Chilled	4 811	8 982	63	56
03635200	030731000	Mussels Live, Fresh Or Chilled	4 576	1 906	-	-
03635900	030791000	Live, Fresh Or Chilled Of Other Mollusca	354 018	664 912	-	-
03637110	030749100	Cuttle Fish Frozen	6 310 964	6 785 379	114	101
03637190	030749900	Cuttle Fish Other Than Frozen	26 853	11 673	-	-
03637910	030759100	Octopus Frozen	149 418	109 144	103	92
03639110	030729100	Scallops Frozen	110 234	230 864	-	-
03639190	030729900	Scallops Other Than Frozen	23 614	17 397	-	-
03639210	030739100	Mussels Frozen	872 002	318 209	-	-
03639940	030799400	Jelly Fish Frozen	102 002	68 212	114	101
03639990	030799900	Other Molluscs Frozen	87 673	138 756	82	74
03713100	160414100	Tuna, Skipjack And Bonito In Air Tight Containers	173 511	278 023	-	-
03714000	160415000	Mackerel Prepared Or Preserved	-	-	52 595	67 421
03715100	160416000	Anchovies Prepared Or Preserved	3 000	7 075	-	-
03716000	160420000	Other Prepared Or Preserved Fish	7	3	53	48
03717000	160430000	Caviar And Caviar Substitutes PrePared Or Preserved	-	-	28	25
03721110	160510100	Crab In Airtight Containers	789 400	6 678 658	-	-
03721200	160520000	Shrimps And Prawns Prepared Or Pre Served	632 927	2 667 344	16	15
03722100	160590100	Other Aquatic Invertebrates In Airtight Containers	988 823	2 260 055	1 590	1 420
04110100	100110100	Durum Wheat Seeds	6 922	5 520	-	-
04120190	100190190	Wheat Other Than Seeds	14 904	5 940	-	-
04220000	100620000	Husked (brown) Rice	14 000	3 611	-	-
04231000	100630000	Semi-milled Or Wholly Milled Rice, Whether Or Not Polished Or Glazed	105 401	38 747	3 252 315	1 063 849
04232000	100640000	Broken Rice	-	-	224 000	38 701
04410000	100510000	Maize (Corn) Seeds	54 018	90 750	-	-
04490000	100590000	Maize (Corn) Other Seeds	2 846 095	255 524	138 951 065	20 879 794
04520000	100400000	Oats.	54 073	47 076	-	-
04610000	110100000	Wheat Or Meslin Flour.	225 820	90 000	50 790 400	12 432 415

Tabel 21. Lanjutan
Table Continued

SITC	HS	Komoditi Commodity	Eksport/Export		Impor/Import	
			Berat Bersih Net Weight (Kg)	Nilai FOB FOB Value (US\$)	Berat Bersih Net Weight (Kg)	Nilai CIF CIF Value (US\$)
(1)	(2)	(3)	(4)	(5)	(6)	(7)
04647000	110620000	Flour And Meal Of Sago Or Of Roots Or Tubes Of Heading 07.14	20 880	5 534	-	-
04719200	110230000	Rice Flour	-	-	1 258 140	421 476
04719900	110290000	Other Cereal Flour	-	-	1 417 500	311 850
04721000	110313000	Groats And Meals Of Maize (Corn)	-	-	80 000	18 100
04722990	110319900	Groats And Meals Of Other Cereals	-	-	12 200	20 127
04811000	190410000	Prepared Foods Obtained By The Swelling Or Roasting	-	-	8 190	17 371
04811910	190420000	Prepared Foods Obtained From UnRoasted Cereal	45 729	21 000	80 698	71 367
04812000	190490000	Other Prepared Foods	1 660	860	103 960	11 641
04813210	110419100	Rolled Or Flaked Grains Of Meslin	613	789	-	-
04813290	110419900	Rolled/flaked Grains Of Oth Cereals	7 836	2 525	-	-
04814292	110429200	Other Worked Grains Of Rice	2 075	3 000	-	-
04830190	190211900	Other Paste Containing Eggs	3 163	1 710	-	-
04830920	190219200	Bean Vermicelli (tang Hoon)	-	-	18 425	6 481
04830990	190219900	Other Paste Not Containing Eggs	3 083	1 597	-	-
04841100	190510000	Crispbread	13 549	13 743	-	-
04841200	190540000	Rusks, Toasted Bread And Similar Toasted Products	-	-	8 064	12 382
04842210	190530100	Sweet Biscuits	103 861	126 647	215 380	115 639
04842290	190530900	Wafers And Other Sweet Biscuits	34 821	48 166	1 950	2 699
04849300	190590300	Unsweetened Biscuits	-	-	1 626 851	811 877
04849900	190590900	Other Bread Or Pastry	40 790	53 271	734 945	979 701
05410100	070110000	Potatoes, Fresh Or Chilled Seed	64 196	7 221	450	920
05410900	070190000	Potatoes, Fresh / Chilled Other Than Seed	16 025 319	3 318 442	26 000	6 332
05421000	071310000	Peas (pisum Sativum) Dried	4 093	1 247	2 454	1 508
05423100	071331000	Beans Of The Species Vigna Mungo Hepper/ Vigna Radiata Wilczek Drie	34 457	11 373	302 515	99 488
05423200	071332000	Small Red (adzuki) Beans (phaseolusor Vigna Angularis) Dried	5 000	2 250	-	-
05423300	071333000	Kidney Beans, Including White PeaBeans (phaseolus Vulgaris) Dried	156 900	57 942	44 766	15 596
05423900	071339000	Kidney Beans	54 614	16 600	207	184
05429000	071390000	Other Dried Leguminus Vegetables	161 489	65 661	4 028	1 528
05440000	070200000	Tomatoes, Fresh Or Chilled.	326 034	104 592	9 903	1 819
05451100	070310100	Onions Fresh Or Chilled	139	79	13	3 392
05451200	070310200	Shallots Fresh Or Chilled	1 248 658	224 559	5 421 490	1 537 593

Tabel 21. Lanjutan
Table Continued

SITC	HS	Komoditi Commodity	Eksport/Export		Impor/Import	
			Berat Bersih Net Weight (Kg)	Nilai FOB FOB Value (US\$)	Berat Bersih Net Weight (Kg)	Nilai CIF CIF Value (US\$)
(1)	(2)	(3)	(4)	(5)	(6)	(7)
05452100	070320000	Garlic Fresh Or Chilled	320	21	9 325 232	2 189 906
05452900	070390000	Leeks & Other Alliaceous Vegetables	77 908	8 658	-	-
05453100	070410000	Cauliflowers And Headed Broccoli Fresh Or Chilled	1 326 223	456 442	7	3
05453200	070420000	Brussels Sprouts Fresh Or Chilled	104 950	12 997	-	-
05453910	070490100	Cabbages Fresh Or Chilled	26 693 487	6 278 694	18	9
05453990	070490900	Other Cabages Fresh Or Chilled	1 214 742	299 862	-	-
05454110	070511000	Cabbage Lettuce (head Lettuce) Fresh Or Chilled	81	25	-	-
05454290	070529000	Other Chicory Fresh Or Chilled	-	-	518	282
05455100	070610000	Carrots & Turnips Fresh / Chilled	79 628	56 905	94	75
05455900	070690000	Othersalad Beetroot Salsify, And Other Fresh Or Chilled	1 421	320	1 499	875
05456100	070700100	Cucumbers Fresh Or Chilled	1 349	531	-	-
05456200	070700200	Gherkins Fresh Or Chilled	30 647	10 796	-	-
05457900	070890000	Other Leguminous Vegetables FreshOr Chilled	20 081	10 161	-	-
05458100	070951000	Mushrooms Fresh Or Chilled	358 649	120 592	-	-
05458200	070952000	Truffles Fresh Or Chilled	17 510	7 125	-	-
05459100	070910000	Globe Artichokes Fresh Or Chilled	170 350	31 540	-	-
05459200	070920000	Asparagus Fresh Or Chilled	2 118	576	-	-
05459300	070930000	Aubergines (egg-plants) Fresh Or Chilled	6 839	1 810	-	-
05459400	070940000	Celery Other Than Celeriac Fresh Orchilled	9	11	-	-
05459600	070960000	Fruits Of The Genus Capsicum Or Of The Genus Pimenta Fresh Or Chilled	779 500	374 016	-	-
05459700	070970000	Spinach,new Zealand Spinach &orachspinach Fresh Or Chilled	10 000	9 100	-	-
05459900	070990000	Other Vegetables, Fresh Or Chilled Nes	8 668	3 151	-	-
05461000	071040000	Sweet Corn Frozen	1 144	418	-	-
05469100	071010000	Potatoes Frozen	17	17	411 183	151 454
05469290	071029000	Other Leguminous Vegetable Frozen	11 130	2 041	-	-
05469300	071030000	Spinach, New ZealandSpinachAnd Orache Spinach Frozen	12	13	-	-
05469800	071080000	Other Vegetables Frozen	6 742	2 301	-	-
05469900	071090000	Mixtures Of Vegetables Frozen	2 131 914	1 461 380	-	-
05470999	071190990	Other Preserved Vegetables Other Than In Airtight Containers	168	55	39 200	11 819
05481100	071410100	Manioc Dried And Sliced	13 173	4 290	657	497
05481900	071410900	Manioc Other Form	5 700	375	-	-

Tabel 21. Lanjutan
Table Continued

SITC	HS	Komoditi Commodity	Eksport/Export		Impor/Import	
			Berat Bersih Net Weight (Kg)	Nilai FOB FOB Value (US\$)	Berat Bersih Net Weight (Kg)	Nilai CIF CIF Value (US\$)
(1)	(2)	(3)	(4)	(5)	(6)	(7)
05483200	071420000	Sweet Potatoes	9 210 636	2 832 312	-	-
05483910	071490100	Sago Pith	2 402	253	-	-
05483990	071490900	Other Than Sago Pith	220 584	188 689	-	-
05488000	121292000	Sugar Cane	611	237	-	-
05489100	121210000	Locust Bean, Including Locust Bean Seeds	3 304	3 900	-	-
05489910	121299100	Emping Melinjo	83 536	43 995	-	-
05489990	121299900	Other Locust Bean	4 726	1 382	-	-
05612000	071220000	Onions Dried	6 670	2 741	59 600	17 969
05613000	071230000	Mushrooms And Truffels Dried	71 732	5 001	7 167	4 623
05619100	071290100	Garlic Dried	-	-	606 270	137 499
05619900	071290900	Other Vegetables Dried	69 718	27 786	965 051	258 733
05629910	080590910	Other Citrus Fruit Fresh	4 507	345	106	54
05641000	110510000	Flour, Meal And Powder	-	-	20 600	104 171
05645110	190300110	Pearl Tapioca	80 000	14 150	-	-
05645190	190300190	Flakes, Siftings Tapioca	230 100	44 721	-	-
05645900	190300900	Other Substitutes Of Tapioca	9 392 802	2 458 609	-	-
05648000	110630000	Flour And Meal Of The Products Of Chapter 8	297 599	34 640	-	-
05661000	200410000	Potatoes Prepared Or Preserved Oth.wise Than By Vihegar Frozen	-	-	237 128	180 498
05669900	200490900	Oth. Vegetable Prepared In Other Container Frozen	-	-	381	351
05671910	200190100	Other Vegetable Prepared By Vinegar In Airtight Containers	14 164	6 505	21 248	11 252
05673110	200290110	Tomato Puree, Tomato Paste In Airtight Containers	-	-	62 760	21 521
05674110	200310100	Mushrooms In Airtight Containers	-	-	97 071	40 382
05674290	200320900	Truffles In Other Container	150 000	19 737	-	-
05676000	200520000	Potatoes Prepared Or Preserved Oth.wise Than By Vihegar, Not Frozen	-	-	70	75
05679900	200590000	Other Vegetables & Mixtures, Prepared Not By Vihegar, Not Frozen	-	-	19 339	7 632
05711100	080510100	Oranges Fresh	617 050	488 007	892 567	504 016
05711200	080510200	Oranges Dried	8 086	2 651	-	-
05712110	080520110	Mandarins Fresh	14 280	1 307	379 259	216 660
05712910	080520910	Mandarins Fresh	1 349	236	-	-
05721100	080530100	Lemons Fresh	138 750	15 860	1 736	1 356
05722100	080540100	Grapefruit Fresh	2 000	142	33 176	23 002

Tabel 21. Lanjutan
Table Continued

SITC	HS	Komoditi Commodity	Eksport/Export		Impor/Import	
			Berat Bersih Net Weight (Kg)	Nilai FOB FOB Value (US\$)	Berat Bersih Net Weight (Kg)	Nilai CIF CIF Value (US\$)
(1)	(2)	(3)	(4)	(5)	(6)	(7)
05729110	080590110	Pomelos Fresh	138 000	47 350	-	-
05729120	080590120	Pomelos Dried	87 000	19 673	-	-
05730100	080300100	Benanas, Including Plantains Fresh	1 000	526	-	-
05740000	080810000	Apples Fresh	199 609	223 680	6 167 113	3 569 167
05751000	080610000	Grapes Fresh	17 857	19 518	1 255 311	1 093 096
05752000	080620000	Grapes Dried	-	-	19 000	3 819
05771110	080111000	Coconut Desiccated	6 841 519	4 292 350	-	-
05771190	080119900	Other Coconut	693 932	268 851	-	-
05774110	080211000	Almonds In Shell Fresh Or Dried	151 754	63 335	-	-
05774120	080212000	Almonds Shelled Fresh Or Dried	-	-	8 767	54 411
05777100	080240100	Chesnuts In Shell	-	-	1 220	879
05779110	080290110	Areca Nuts In Shell	7 515 269	2 351 014	-	-
05779120	080290120	Areca Nuts Shelled	95 829 580	34 979 622	51 000	33 632
05779910	080290910	Other Nuts In Shell	3 890 499	1 626 597	1 057	733
05779920	080290920	Other Nuts Shelled	169 235	63 335	-	-
05787300	080450300	Mangoosteens Fresh Or Chilled	374 820	230 632	-	-
05791110	080711000	Watermelons Fresh	-	-	383	261
05791190	080719000	Other Melons Fresh	52 291	16 543	520 793	109 288
05791200	080720000	Papaws (papayas) Fresh	-	-	1 783 532	509 175
05792000	080820000	Pears And Quinces Fresh	364 664	405 786	2 959 640	1 584 853
05793200	080920000	Cherries Fresh	-	-	12 286	2 434
05793300	080930000	Peaches,including Nectarines Fresh	-	-	1 748	1 323
05793410	080940000	Plums And Sloes Fresh	442	500	4 794	3 750
05795000	080430000	Pineapples Fresh Or Dried	93 600	112 601	-	-
05796100	080410100	Dates Fresh	-	-	259 118	66 490
05796200	080410200	Dates Dried	9 336	11 507	-	-
05797100	080450100	Guavas Fresh Or Chilled	5 101	2 888	736 989	222 302
05797200	080450200	Mangoes Fresh Or Chilled	12 749	4 422	49 578	26 572
05797400	080440000	Avocados Fresh Or Dried	5 380	673	-	-
05798110	081090110	Aren Fruits Shelled Fresh	2 321	1 823	-	-
05798120	081090120	Durian Fresh	-	-	16 218	11 839
05798150	081090150	Rambutan Fresh	551	717	-	-
05798190	081090190	Other Tropical Fruits Fresh	666 792	306 154	578 352	290 423
05798900	081090900	Other Fruits Fresh	252 070	53 167	-	-
05798910	081050000	Kiwifruit Fresh	-	-	19 506	15 056

Tabel 21. Lanjutan
Table Continued

SITC	HS	Komoditi Commodity	Eksport/Export		Impor/Import	
			Berat Bersih Net Weight (Kg)	Nilai FOB FOB Value (US\$)	Berat Bersih Net Weight (Kg)	Nilai CIF CIF Value (US\$)
(1)	(2)	(3)	(4)	(5)	(6)	(7)
05799100	081310000	Apricots Dried	89 626	67 871	-	-
05799200	081320000	Prunes Dried	7 561	3 342	-	-
05799410	081340100	Tamarinds Dried	1 717 566	647 660	-	-
05799490	081340900	Other Fruit Dried	52 347	23 998	-	-
05799500	081350000	Mixtures Of Nuts Or Dried Fruits	16 681	63 330	-	-
05810910	200791000	Citrus Fruit	-	-	23 612	14 672
05810999	200799900	Oth. Fruit Being Cooked Preparation	29 665	11 582	-	-
05821900	081290000	Other Fruit And Nut Provisionally Preserved	45 323	11 401	-	-
05822200	081400200	Peel Of Citrus Fruit Or Melons Dried	2 649	789	-	-
05831000	081110000	Strawberries Uncooked Or Cooked By Steaming Or Boring Water	11 425	7 083	-	-
05839100	081190100	Other Fruit And Nuts Containing added Sugar	34 814	17 768	-	-
05839200	081190200	Other Fruit And Nuts Not Containing added Sugar	18 353	40 937	-	-
05892110	200811100	Roasted Ground-nut Otherwise Prepared Or Preserved	27 903	4 028	-	-
05892190	200811900	Unroasted Ground-nut Prepared Or Preserved	8 585	3 588	-	-
05893110	200820300	Pineapples In Syrup And In Airtight Containers	1 022 896	479 177	-	-
05893900	200820900	Pineapples Otherwise Preserved	108 319	48 886	-	-
05894000	200830000	Citrus Fruit Otherwise Prepared Or Preserved	-	-	17 340	12 165
05895700	200870000	Peaches Prepared Or Preserved	-	-	14 197	2 015
05896800	200880000	Strawberries Prepared Or Preserved	-	-	25	1 310
05896990	200899000	Other Non-alcoholic Prepared	175 435	112 195	299 314	145 082
05897000	200892000	Mixtures Non-alcoholic Prepared	46 176	21 206	-	-
05910991	200919910	Orange Juice In Packing >= 20 Kg	-	-	687	9 762
05910999	200919990	Orange Juice In Other Packing	481	353	-	-
05920990	200920990	Grapefruit Juice Not For Ret. Sale	-	-	261	4 110
05930100	200930100	Juice Of Any Oth Single Citr. Fruit ready For Consump. Without Dilutio	89 435	132 478	263	3 586
05930990	200930990	Juice Of Any Oth Single Citr. Fruit not For Retail Sale	12 310	15 449	-	-
05991990	200940990	Pineapple Juice Not For Retail Sale	214 274	228 153	43	556
05994910	200970910	Apple Juice Put Up For Retail Sale	-	-	132	1 689
05994990	200970990	Apple Juice Not For Retail Sale	15 400	10 080	-	-
05995100	200980100	Juice Of Any Other Fruit/vegetable Ready For Consump. Without Dilutio	586 559	424 007	110 767	73 277
05996100	200990100	Mixtures Of Juice Ready For Consump without Dilution	20 562	9 917	28 662	12 016

Tabel 21. Lanjutan
Table Continued

SITC	HS	Komoditi Commodity	Eksport/Export		Impor/Import	
			Berat Bersih Net Weight (Kg)	Nilai FOB FOB Value (US\$)	Berat Bersih Net Weight (Kg)	Nilai CIF CIF Value (US\$)
(1)	(2)	(3)	(4)	(5)	(6)	(7)
05996990	200990990	Mixtures Of Juice Requiring Dilution Not For Retail Sale	2 078	753	-	-
06111000	170111000	Cane Sugar	-	-	84	127
06129110	170199110	Oth Raw Sugar Refined White Packed For Retail Sale	106 200	23 895	700 000	174 650
06129191	170199191	Other Raw Sugar Refined White ForPharmaceutical Industry	129 000	28 153	23 460 700	6 658 150
06129199	170199199	Other Raw Sugar Refined White ForOther Purpose	-	-	728 000	188 146
06129900	170199900	Other Raw Sugar	1 000	550	11 363 000	3 246 762
06151000	170310000	Cane Molasses	9 800 300	391 400	20 280	5 070
06160000	040900000	Natural Honey	497	147	-	-
06191190	170219100	Oth. Kinds Of Lactose/lactose Syrup Not Added Flavouring,for Industry	1 418	1 100	38 238	20 021
06193100	170230100	Glucose & Glucose Syrup, Not Cont. Fructose For Pharmaceutical Indust	-	-	323	302
06193910	170230910	Glucose Not Containing Fructose	17 502	6 286	15 000	5 475
06199600	170290600	Sugar Syrup	488	162	-	-
06199900	170290900	Other Invert Sugar	144 303	57 509	47 173	14 004
06221000	170410000	Chewing Gum, Whether Or Not SugarCoated	631 536	741 993	-	-
06229110	170490110	Medicated Sweets	40 023	53 370	-	-
06229120	170490120	Not Medicated Sweets	2 451 461	8 481 338	208 558	191 341
06229990	170490990	Other Confectionary Sugar	7 014	3 536	-	-
07111200	090111200	Coffee,not Roasted Not Decaffeinatearabica Wib	11 360 687	22 006 438	-	-
07111300	090111300	Coffee,not Roasted Not Decaffeinaterobusta Oib	38 094 361	67 319 264	161 845	302 632
07111900	090111900	Other Coffee,not Roasted Not Decaffeinated	1 522 042	2 038 641	-	-
07112200	090112200	Coffee,not RoastedDecaffeinate Arabica Wib	169 500	318 088	-	-
07112300	090112300	Coffee,not RoastedDecaffeinate Robusta Oib	74 520	81 308	-	-
07112900	090112900	Other Coffee,not Roasted Decaffeinated	106 500	208 828	-	-
07120210	090121000	Coffee Roasted Not Decaffeinated	66 720	171 422	-	-
07120221	090122100	Coffee, RoastedDecaffeinateIn Powder Form	100 800	121 947	-	-
07131100	210111000	Extracts, Essences And Concentrates Of Coffee	1 140 511	5 376 989	29 214	10 938
07131200	210112000	PreparationsWithABasisOf Extracts, Basis Of Coffee	365 525	964 274	-	-
07132000	090190000	Other Coffee Roasted	244 186	499 652	-	-
07210000	180100000	Cocoa Beans, Whole Or Broken, RawOr Roasted	33 622 046	44 891 642	-	-

Tabel 21. Lanjutan
Table Continued

SITC	HS	Komoditi Commodity	Eksport/Export		Impor/Import	
			Berat Bersih Net Weight (Kg)	Nilai FOB FOB Value (US\$)	Berat Bersih Net Weight (Kg)	Nilai CIF CIF Value (US\$)
(1)	(2)	(3)	(4)	(5)	(6)	(7)
07220000	180500000	Cocoa Powder, Not Containing Added Sugar / Other Sweetening Matter	354 298	379 241	-	-
07232000	180320000	Cocoa Paste Wholly/partly Defatted	2 205 996	2 400 149	-	-
07240000	180400000	Cocoa Butter, Fat And Oil.	1 940 000	6 277 555	-	-
07250000	180200000	Cocoa Shells,husks,skins And Other Cocoa Waste	1 150 956	259 667	-	-
07310000	180610000	Cocoa Powder, Containing Added Sugar / Other Sweetening Matter	-	-	500	942
07330100	180631000	Oth Chocolate In Blocks,slabs/bars Filled	-	-	6 697	27 875
07330200	180632000	Oth Chocolate In Blocks,slabs/bars Not Filled	533 051	1 994 860	418 414	1 330 905
07411200	090210200	Green Tea PackingLte. 3 Kg Dust	40 872	35 212	-	-
07412100	090220100	Oth Green Tea (not Fermented) Dust	84 118	88 785	-	-
07412200	090220200	Oth Green Tea (not Fermented) Leaf	300 614	232 489	-	-
07413000	090230000	Black Tea (fermented) And Partly Fermented	55 355	47 206	-	-
07414100	090240100	Other Black Tea (fermeted) Leaf	324 108	273 670	-	-
07414200	090240200	Other Black Tea (fermeted) Dust	15 605 111	14 171 766	444	490
07431000	090300000	Mate.	11 000	7 199	-	-
07511100	090411100	Pepper Neither Crushed Nor GroundGreen	2 334	2 798	-	-
07511210	090411210	White Pepper, Neither Crushed NorGround	16 500	30 921	-	-
07511290	090411290	Oth White Pepper, Neither CrushedNor Ground	30 000	73 190	-	-
07511310	090411310	Black Pepper, Neither Crushed NorGround	9 287	11 090	-	-
07511390	090411390	Other Black Pepper, Neither Crushednor Ground	29 540	24 685	-	-
07513000	090420000	Fruits Of The Genus Capsicum Or The Genus Pimenta, Dried Or Crushed	14 800	14 764	481 603	150 560
07521100	090500100	Vanilla Whole	566	8 907	-	-
07522100	090610000	Cinnamon & Cinnamon-tree Flowers Neither Crushed Nor Ground	27 953 136	14 453 972	-	-
07523000	090620000	Cinnamon Crushed Or Ground	1 240 592	710 736	-	-
07524100	090700100	Cloves	414 457	426 866	-	-
07524900	090700900	Cloves (Whole Fruit Or Steam)	146 219	193 979	-	-
07525110	090810100	Nutmeg In Shell	381 152	612 986	6 835	12 577
07525120	090810200	Nutmeg Shelled	556 921	1 135 967	19 380	86 217
07525200	090820000	Mace	160 045	436 770	-	-
07525300	090830000	Cardamoms	334 509	725 853	-	-
07526100	090910000	Seeds Of Anise Or Badian	16 430	8 183	70 760	25 507
07526200	090920000	Seeds Of Coriander	-	-	604 726	211 765
07526500	090950000	Seeds Of Fennel Or Juniper Berries	-	-	28 244	14 704

Tabel 21. Lanjutan
Table Continued

SITC	HS	Komoditi Commodity	Eksport/Export		Impor/Import	
			Berat Bersih Net Weight (Kg)	Nilai FOB FOB Value (US\$)	Berat Bersih Net Weight (Kg)	Nilai CIF CIF Value (US\$)
(1)	(2)	(3)	(4)	(5)	(6)	(7)
07527100	091010100	Ginger Fresh	6 762 776	2 287 274	-	-
07527900	091010900	Ginger Other Than Fresh Or Dried	125 056	39 238	-	-
07528210	091020100	Saffron Fresh	13 570	7 969	-	-
07529390	091030900	Other Turmeric (curcuma)	3 730	1 124	375	142
07529500	091050000	Curry	7 030	3 567	-	-
07529910	091091000	Mixtures Of Spices	97 895	26 185	-	-
07529990	091099000	Other Spices	57 824	25 475	-	-
08113900	121490900	Other Swedes, Mangolp, Fudder Roots Etc In Other Form	18 295	1 903	11 380	1 793
08119900	230890000	Other Vegetable Waste Used InAnimal Feeding	893	363	515 827	48 157
08124000	230210000	Bran, Sharps And Other Residues Of Maize (corn)	113 687	16 923	75 876	35 856
08125100	230220100	Bran Of Rice	2 119 440	395 261	678 300	60 369
08126000	230230000	Bran & Other Residues Of Wheat	178 231	30 921	408 400	83 446
08131000	230400000	Oil-cake & Oth Solid Res. Resultingfrom The Extract Of Soya Bean Oil	7 924	1 750	203 376 728	55 187 304
08132000	230500000	Oil-cake & Oth Solid Res. Resultingfrom The Extract Of Ground Nut Oil	-	-	2 239 632	542 302
08133000	230610000	Oil-cake And Other Solid ResiduesOf Cotton Seeds	510 552	30 500	-	-
08136000	230640000	Oil-cake And Other Solid ResiduesOf Rape Or Colza Seeds	-	-	7 763 250	1 227 546
08137200	230650200	Oil-cake And Other Solid ResiduesOf Coconut / Copra Coconut B	75 142 490	7 408 704	-	-
08138000	230660000	Oil-cake And Other Solid ResiduesOf Palm Nuts / Kernels	799 329 649	44 535 518	450 000	59 981
08139910	230670000	Oil-cake And Other Residues Of Maize (corn) Germ	-	-	1 803 763	681 905
08139990	230690000	Other Oil-cake And Other Residues	2 853 375	272 483	9 627 415	363 893
08141900	230110900	Pellet Of Meat; Greaves Etc.	9 300	2 632	1 432 740	431 884
08142100	230120100	Fish Meal	594 949	214 127	10 835 812	7 111 882
08142900	230120900	Other Flour Of Fish	93 648	29 562	144 000	79 074
08151900	230310900	Residues Of Starch Mfc. Of Oth Thanmanioc Or Sago	-	-	18 299 376	6 836 305
08153000	230330000	Brewing / Distilling Dregs & Waste	-	-	1 062 758	189 672
08199100	230990100	Sweetened Forage	56 000	41 698	-	-
08199212	230990912	Complete Feed Fow Swine	-	-	90 233	47 006
08199214	230990914	Milk Replacer Used For Baby Animal	-	-	4 872	2 200
08199217	230990991	Meat Bone Meal And Hydrolised FeaTher Meal	185 494	59 284	55 977 094	21 847 640

Tabel 21. Lanjutan
Table Continued

SITC	HS	Komoditi Commodity	Eksport/Export		Impor/Import	
			Berat Bersih Net Weight (Kg)	Nilai FOB FOB Value (US\$)	Berat Bersih Net Weight (Kg)	Nilai CIF CIF Value (US\$)
(1)	(2)	(3)	(4)	(5)	(6)	(7)
08199218	230990999	Other Preparations Of A Kind Used In Animal Feeding	-	-	84 754	46 550
08199219	230990919	Other Complete Feed Used For Animal	2 717 950	1 870 601	2 751 074	850 086
08199223	230990923	Feed Supplement For Shrimp	275 590	200 397	389 000	115 270
08199229	230990929	Other Feed Supplement Used For Animal	-	-	231 243	399 755
09101100	151710100	Margarine, Excl. Liquid Margarine In Airtight Containers	204 000	99 960	-	-
09101900	151710900	Margarine, Excl. Liquid Margarine In Other Container	4 880 434	2 558 125	10 465	1 733
09109100	151790100	Imitation Ghee	50 775 743	27 774 150	-	-
09109200	151790200	Imitation Lard	854 451	484 724	-	-
09109910	151790910	Other Edible Mixture Of Vegetable Origin	44 818 757	23 864 636	148 899	61 469
09109930	151790930	Edible Mixture Of Mixed Vegetable And Animal Origin	3 270 000	1 635 800	250	2 676
09812900	200510900	Homogenised Veget. in Oth Container Not Frozen	-	-	17	18
09813000	200710000	Homogenised Preparations	-	-	360	398
09814000	210420000	Homogenised Composite Food Prep.	3 080	5 674	151	135
09841100	210310100	Soya Sauce Sweet	39 932	16 148	377	416
09841200	210310200	Soya Sauce Salted	2 498	826	380	420
09841900	210310900	Other Soya Sauce	534	277	16 245	5 226
09842900	210320900	Other Sauces Of Tomato	363	210	-	-
09843100	210330100	Mustard Flour And Meal	-	-	223	247
09844000	220900000	Vinegar And Substitutes For Vinegar Obtained From Acetic Acid	34 725	3 553	7 631	2 710
09849900	210390900	Other Sauces & Preparation There Of	3 661	4 016	234 343	266 928
09850900	210410900	Other Soups & Broths	-	-	100	110
09860100	210210000	Active Yeasts	-	-	223 122	769 532
09860210	210220100	Inactive Yeasts	-	-	385 500	163 372
09891300	190230000	Other Pasta	393 388	253 447	11 356	7 474
09892000	041000000	Edible Products Of Animal Origin, Not Elsewhere Specified/Included	19 432	552 965	-	-
09893000	190110000	Prep. Malt Extract For Infant Use, Put Up For Retail Sale	19 892	32 002	117 477	658 447
09894100	190190100	Malt Extract	5 102	2 055	18 000	9 820
09894210	190190210	Kerupuk Of Shrimps	206 009	113 693	25 019	10 832
09894290	190190290	Other Kerupuk	236 916	181 383	47 143	29 166
09894910	190190910	Other Malt Extract In Pack. >=25 Kg	8 225	3 210	-	-

Tabel 21. Lanjutan
Table Continued

SITC	HS	Komoditi Commodity	Eksport/Export		Impor/Import	
			Berat Bersih Net Weight (Kg)	Nilai FOB FOB Value (US\$)	Berat Bersih Net Weight (Kg)	Nilai CIF CIF Value (US\$)
(1)	(2)	(3)	(4)	(5)	(6)	(7)
09894990	190190990	Oth Malt Extract In Other Packing	9 315	3 237	1 917	756
09899100	210610000	Protein Concentrates And Textured Protein Substances	-	-	30 633	502 715
09899921	210690210	Non-alcoholic Preparations Use For Making Beverages In Packing >=25 K	17 558	32 563	6 651 380	9 694 446
09899929	210690299	Other Non-alcoholic Preparations Use For Making Beverages	763	1 874	-	-
09899990	210690900	Other Food Preparation N.e.s	733	380	13 270	102 223
11101990	220190900	Other Mineral Waters	16 797	13 605	-	-
11102100	220210000	Waters, Including Mineral Waters And Aerated	-	-	49 454	12 631
11102900	220290000	Other Mineral Water Containing Added Sugar	51 028	22 098	16 693 197	6 427 719
11230000	220300000	Beer Made From Malt.	17 127	6 391	-	-
12110100	240110100	Tobacco, Not Stemmed/stripped Virginia Type Flue Cured	539	1 700	-	-
12110900	240110900	Tobacco, Not Stemmed/stripped Of Other Than Virginia	317 152	1 026 698	-	-
12120100	240120100	Tabacco, Partly Or Wholly Stemmed/ Stripped Virginia Type Flue Cured	131	48	6 992 079	18 808 113
12120900	240120900	Tabacco, Partly Or Wholly Stemmed/ Stripped Of Other Than Virginia	326 954	471 620	642 150	1 680 375
12130000	240130000	Tabacco Refuse	19 904	37 818	-	-
12210000	240210000	Cigars, Cheroots And Cigarillos, Containing Tobacco	133	1 020	-	-
12220200	240220200	Machine-made Glove Cigarettes	24 753	147 443	-	-
12220900	240220900	Other Cigarettes	19 449 264	61 851 840	-	-
12232900	240310900	Other Manufactured Tobacco	2 692	6 767	-	-
12239100	240391000	"homogenised" Or "reconstituted" tobacco	-	-	8 000	25 580
21112000	410130000	Other Hides And Skins Of Bovine Animals, Otherwise Preserved	95	9 900	-	-
21191000	411000000	Parings And Other Waste Of Leather Or Of Composition Leather	5 572	44 513	-	-
21199900	410390000	Other Raw Hides And Skins	7 890	15 901	-	-
22211000	120210000	Ground-nuts, Not Roasted/otherwise cooked In Shell	7 000	1 842	163 000	51 542
22212000	120220000	Ground-nuts, Not Roasted/otherwise cooked Shelled, whether / Not Broke	159 200	53 312	2 852 123	668 235
22220900	120100900	Other Soya Beans Whether Or Not Broken	22 500	4 500	12 274 910	4 575 753
22230000	120720000	Cotton Seeds	45 714	5 000	-	-
22240000	120600000	Sunflower Seeds, Whether Or Not Broken	-	-	278 262	73 908
22250000	120740000	Sesamum Seeds	18 400	4 534	59 102	31 164

Tabel 21. Lanjutan
Table Continued

SITC	HS	Komoditi Commodity	Eksport/Export		Impor/Import	
			Berat Bersih Net Weight (Kg)	Nilai FOB FOB Value (US\$)	Berat Bersih Net Weight (Kg)	Nilai CIF CIF Value (US\$)
(1)	(2)	(3)	(4)	(5)	(6)	(7)
22270000	120760000	Safflower Seeds	111	15	-	-
22310000	120300000	Copra.	353 479	107 774	-	-
22320000	120710000	Palm Nuts And Kernels	2 993 830	773 056	-	-
22370100	120791000	Poppy Seeds	3 203	1 400	-	-
22370200	120792000	Shea Nuts (karite Nuts)	4 293	1 019	-	-
22370900	120799000	Other Oil Seeds And Oleaginous Fruit, Whether Or Not Broken, Nes	1 194 173	328 150	-	-
23110110	400110110	Latex ContainingLt. 1/2 % Ammonia;Cream Concentrate	1 092 746	899 610	-	-
23110120	400110120	Latex ContainingLt. 1/2 % Ammonia;Centrifuge Concentrate	260 340	258 133	-	-
23110210	400110210	Latex Containing > 1/2 % Ammonia;Cream Concentrate	156 630	160 025	-	-
23110220	400110220	Latex Containing > 1/2 % Ammonia;Centrifuge Concentrate	131 941	110 348	301 437	284 959
23110900	400110900	Other Natural Rubber Latex	97 400	102 732	4 942	8 613
23121000	400121000	Smoked Sheets	111 500 308	127 081 090	-	-
23125110	400122110	Sir 3 Cv	55 975 872	68 394 551	-	-
23125150	400122150	Sir 10	17 922 760	22 324 442	-	-
23125160	400122160	Sir 20	440 952 620	513 547 860	-	-
23125190	400122190	Other Sir	3 986 640	5 019 325	-	-
23125900	400122900	Other Tsm	12 896 249	15 781 146	-	-
23129000	400129000	Other Natural Rubber	423 380	381 034	329 000	297 798
23130000	400130000	Balata, Gutta-percha, Guayule, Chicle And	72 348	106 797	16 000	2 814
23211110	400211100	Polybutadiene-styrene Latex	110 130	92 705	50 030	46 359
23211190	400211900	Other Polybutadiene-styrene Latex	-	-	20 620	5 330
23211910	400219100	Polybutadiene-styrene Rubber (sbr)	-	-	1 671 693	1 805 387
23212000	400220000	Butadiene Rubber (br)	-	-	1 012 242	1 336 377
23213100	400231000	Isobutene-isoprene (butyl) Rubber(iir)	-	-	1 054 800	1 863 792
23213900	400239000	Other iir	-	-	34 281	97 015
23214100	400241000	Latex Of Cr	-	-	450	497
23214900	400249000	Other From Of Cr	-	-	21 781	45 195
23215100	400251000	Latex Of Nbr	-	-	1 337 643	1 192 260
23215900	400259000	Other From Of Nbr	-	-	10	110
23216000	400260000	Isoprene Rubber (ir)	-	-	73 988	141 570
23217000	400270000	Ethylene-propylene-non-conjugatedDiene Rubber (epdm)	-	-	153 790	260 031

Tabel 21. Lanjutan
Table Continued

SITC	HS	Komoditi Commodity	Eksport/Export		Impor/Import	
			Berat Bersih Net Weight (Kg)	Nilai FOB FOB Value (US\$)	Berat Bersih Net Weight (Kg)	Nilai CIF CIF Value (US\$)
(1)	(2)	(3)	(4)	(5)	(6)	(7)
23218000	400280000	Mixtures Of Natural Rubber	-	-	13 120	3 907
23219900	400299000	Other Form Of Synthetic Rubber	80 640	106 219	-	-
23221000	400300000	Reclaimed Rubber In Primary Forms	-	-	196 651	74 274
23222000	400400000	Waste, Parings And Scrap Of Rubber (other Than Hard Rubber)	287 170	94 901	1	1
24404000	450190000	Waste Cork, Ground Cork, Etc	15 525	40 605	-	-
24501000	440110000	Fuel Wood, In Logs, In Billets, In Twigs,in Faggots Or In Similar For	23 880	2 962	-	-
24502100	440200100	Coconut Shell Charcoal	382 315	66 550	-	-
24502200	440200200	Mangrove Charcoal	7 115 265	1 237 356	-	-
24502900	440200900	Other Wood Charcoal	19 159 282	3 105 677	-	-
24615000	440122000	Wood In Chips Or Particles OfNon-coniferous	520 849	596 379	-	-
24620000	440130000	Sawdust And Wood Waste And Scrap	647 831	122 284	-	-
24730270	440310270	Wood In The Rough, Treated WithPaint, Stains; Of Teak Wood	20 924	16 963	-	-
24751610	440341100	Dark Red Meranti, Light Red Meranti	17 871	12 167	-	-
24752919	440391900	Wood In The Rough Of Oak For Other Purposes	-	-	24 000	6 390
24819000	440690000	Other Railway Or Tramway SleepersOf Wood	-	-	54	22
24820110	440710110	Agathis, Sawn Lengthwise But Not Planned, Sanded Or Finger-joined	372 225	228 480	-	-
24820120	440710120	Agathis, Sliced Or Peeled But NotPlanned, Sanded Or Finger-joined	50 242	35 782	-	-
24820191	440710191	Other Sawn Agathis For Parquet Flooring	25 000	9 162	-	-
24820199	440710199	Other Sawn Agathis For Oth.purposes	232 210	186 090	-	-
24820919	440710919	Sawn Lengthwise But Not Planed OfOther Coniferous	70 145	23 732	317 947	102 788
24820929	440710929	Sliced Or Peeled But Not Planed Of Other Coniferous	10 208	2 898	-	-
24820949	440710949	Parquet Flooring Of Oth Coniferous	26 403	3 340	80 129	21 530
24820999	440710999	Other Sawn Coniferous, Sliced Or Peeled But Not Planed	121 754	44 440	-	-
24830110	440910110	Worked Wood Coniferous For Parquet Flooring Of Agathis	1 126 176	747 222	-	-
24830190	440910190	Worked Wood Coniferous For Parquet Flooring Of Other Wood	960 372	534 330	-	-
24830911	440910911	Wood, Beaded, Moulded Of Coniferous Of Agathis	19 884	23 042	-	-
24830919	440910919	Wood, Beaded, Moulded Of Coniferous Of Other Wood	10 614	8 058	-	-
24830991	440910991	Other Worked Wood Coniferous OfAgathis	2 072	14 704	-	-

Tabel 21. Lanjutan
Table Continued

SITC	HS	Komoditi Commodity	Eksport/Export		Impor/Import	
			Berat Bersih Net Weight (Kg)	Nilai FOB FOB Value (US\$)	Berat Bersih Net Weight (Kg)	Nilai CIF CIF Value (US\$)
(1)	(2)	(3)	(4)	(5)	(6)	(7)
24830993	440910993	Other Worked Wood Coniferous OfCematan / Alau ;melur	17 642	9 402	-	-
24830999	440910999	Other Worked Wood Coniferous OfOf Other Wood	131 319	52 190	-	-
24840410	440724100	Sawn Lengthwise But Not Planed,Sanded Of Virola, Mahagony	544 439	171 526	312 910	436 472
24840490	440724900	Other Form Of Virola, Mahagony	180 154	79 207	-	-
24840510	440725100	Sawn Lengthwise But Not Planed,Sanded Of Dark Red Meranty	1 294 366	659 694	-	-
24840520	440725200	Sliced Or Peeled But Not Planed, Sanded Of Dark Red Meranty	27 298	6 260	-	-
24840590	440725900	Other Form Of Dark Red Meranty	204 356	104 188	-	-
24840699	440726990	Other Forms Of White Lauan, Nes	19 732	4 499	-	-
24840710	440799110	Sawn Lengthwise But Not Planed OfEbony	155 189	141 583	-	-
24840720	440799120	Sawn Lengthwise But Not Planed OfSandal	65 206	18 914	-	-
24840731	440729310	Parquet Flooring Of Teak	14 376	21 644	-	-
24840740	440799140	Sawn Lengthwise But Not Planed OfGiam; Jeunjing/sengon;	9 197	4 658	-	-
24840750	440799150	Sawn Lengthwise But Not Planed OfBalau; Bangkirai;	7 204 174	2 680 670	2 323 502	2 646 323
24840790	440799190	Sawn Lengthwise But Not Planed OfOther Wood	615 095	499 084	538 102	598 919
24840791	440729910	Other Forms Of Teak	411 152	107 584	-	-
24840793	440729930	Other Forms Of Jongkong; Jelutong; Kapur	2 188 846	686 739	-	-
24840799	440729990	Other Forms Of Tropical Wood, Nes	677 423	252 269	-	-
24840811	440729110	Sawn Lengthwise But Not Planed OfTeak	93 082	24 046	18 000	26 151
24840812	440729120	Sawn Lengthwise But Not Planed OfRamin	91 234	29 007	-	-
24840813	440729130	Sawn Lengthwise But Not Planed OfJongkong; Jelutong; Kapur	2 099 347	680 079	352 701	203 315
24840819	440729190	Other Sawn Lengthwise But Not Plane Tropical Wood, Nes	172 143	47 320	-	-
24840910	440799911	Parquet Flooring Of Ebony	1 160 307	636 488	-	-
24840911	440791100	Oak,sawn Lengthwise But Not Planed	863 071	257 651	5 231 737	4 497 965
24840918	440791910	Sawn Wood Of Oak For Parquet OrWood Block Writing	84 031	24 498	-	-
24840919	440791990	Sawn Wood Of Oak For Other Purposes	110 606	39 248	1 049 396	883 802
24840921	440792100	Beech,sawn Lengthwise But Not Plan-ed	-	-	338 077	324 209
24840960	440799919	Parquet Flooring Of Other Wood For Other Proposes	31 096	6 987	-	-
24840995	440799995	Other Wood Sawn Of Balau/damar Lautbangkirai For Other Purposes	1 085 528	313 115	-	-

Tabel 21. Lanjutan
Table Continued

SITC	HS	Komoditi Commodity	Eksport/Export		Impor/Import	
			Berat Bersih Net Weight (Kg)	Nilai FOB FOB Value (US\$)	Berat Bersih Net Weight (Kg)	Nilai CIF CIF Value (US\$)
(1)	(2)	(3)	(4)	(5)	(6)	(7)
24840999	440799999	Other Wood Sawn Of Other Wood ForOther Purposes	4 781 222	1 609 548	-	-
24850110	440920110	Non Coniferous For Parquet Flooring Of Ebony	2 437 555	1 503 838	-	-
24850120	440920120	Non Coniferous For Parquet Flooring Of Cendana ,sonokeling	21 053	20 353	-	-
24850130	440920130	Non Coniferous For Parquet Flooring Of Jati, Ramin, Ulin	952 753	488 804	-	-
24850150	440920150	Non Coniferous For Parquet Flooring Of Cempaka, Kapur, Keruing	999 559	743 227	39 385	9 896
24850190	440920190	Non Coniferous For Parquet Flooring Of Other Wood	275 718	197 055	-	-
24850911	440920911	Wood, Beaded, Moulded Of Non Coni- Feros Of Ebony	21 730	14 342	-	-
24850912	440920912	Wood, Beaded, Moulded Of Non Coni- Feros Of Cendana, Sonokeling	16 840	5 656	-	-
24850914	440920914	Wood, Beaded, Moulded Of Non Coni- Feros Of Giam, Johar, Karet,mahon	1 573	1 325	-	-
24850915	440920915	Wood, Beaded, Moulded Of Non Coni- Feros Of Cempaka, Kapur, Keruing	35 444 027	25 926 429	48 186	44 317
24850925	440920925	Rounded Wood Or The Like Of NonConiferous Of Cempaka,kapur,keruin	74 497	22 915	-	-
24850991	440920991	Other Worked Wood Non Coniferous Of Ebony	22 259	11 361	-	-
24850995	440920995	Other Worked Wood Non Coniferous Of Cempaka,kapur,keruing	2 609 344	1 051 647	-	-
24850999	440920999	Other Worked Wood Non Coniferous Of Of Other Wood	889 864	326 477	-	-
25111100	470710100	Waste Of Paper/p.board Of Unbleach Kraft Paper For Paper Making Purp.	-	-	244 690	40 374
25111900	470710900	Waste Of Paper/p.board Of Unbleach For Other Purposes	27 816	4 993	-	-
25130000	470200000	Chemical Wood Pulp, Dissolving Grades.	485	449	-	-
25151000	470321000	Chemical Wood Pulp,soda Or Sulphatebleached, Of Coniferous	-	-	1 612 715	942 228
25152000	470329000	Chemical Wood Pulp,soda Or Sulphatebleached, Of Non-coniferous	166 078 302	63 172 897	1 369 143	725 520
25192200	470620000	Pulps Of Fibres Derived From RecoVered (waste And Scrap)	758	648	-	-
26310000	520100000	Cotton, Not Carded Or Combed	6 270	46 039	148 613	255 553
26339000	520299000	Other Cotton Waste	13 876	6 105	-	-
26340000	520300000	Cotton, Carded Or Combed	-	-	328	209
26410000	530310000	Jute And Other Textile Bast Fibres,raw Or Retted	-	-	18 000	12 510

Tabel 21. Lanjutan
Table Continued

SITC	HS	Komoditi Commodity	Eksport/Export		Import/Import	
			Berat Bersih Net Weight (Kg)	Nilai FOB FOB Value (US\$)	Berat Bersih Net Weight (Kg)	Nilai CIF CIF Value (US\$)
(1)	(2)	(3)	(4)	(5)	(6)	(7)
26490000	530390000	Jute And Oth Textile Fibres Process	51 079	134 024	-	-
26659900	550390000	Other Synthetic Staple Fibre	-	-	5 961	3 140
26661000	550110000	Synthetic Filament Tow Of Nylon Or Other Polyamides	179	145	-	-
26672000	550620000	Synthetic Staple Fibre ,Carded Of Polyester	-	-	21 001	25 583
26901000	630900000	Worn Clothing And Oth Worn Articles	46 781	168 441	-	-
26902100	631010000	Sorted Used Or New Rug, cordage, rope & cable Of Twine, cordage, rope/cable	6 284	3 912	-	-
26902900	631090000	Other Used Or New Rug, cordage, rope & cable Of Twine, cordage, rope/cable	15 103	3 955	-	-
27210190	310100190	Oth. Animal Or Vegetable Fertilizer	349 360	40 698	646 088	94 916
27210900	310100900	Other Animal Or Vegetable Fertilizer, Chemically Treated	115 000	20 420	-	-
27220100	310250100	Sodium Nitrate Containing Lte. 16,3% By Weight Of Nitrogen	-	-	577 000	157 075
27231000	251010000	Natural Calcium Phosphates Unground	-	-	129 950 000	4 779 200
27232000	251020000	Natural Calcium Phosphates Ground	-	-	72 191 690	3 794 482
27311000	251400000	Slate, Whether Or Not Roughly Trimmed Or Merely Cut	-	-	92 081	16 232
27312121	251512100	Merely Cut Marble	-	-	1 925 163	326 143
27313110	251611000	Granite Crude Or Roughly Trimmed	-	-	151	88
27313200	251622000	Sandstone Merely Cut	-	-	79 400	13 170
27322000	252100000	Limestone Flux; Limestone And Other calcareous Stone	-	-	180 000	24 286
27323000	252010000	Gypsum; Anhydrite	-	-	8 446 872	238 672
27324000	252020000	Plasters	-	-	4 884 339	447 285
27331000	250510000	Silica Sands And Quartz Sands	-	-	55 618 080	1 091 146
27339000	250590000	Other Natural Sands	2 960	5 550	275 589	63 593
27340100	251710000	Pebbles, Gravel, Broken Or Crushed Stone	-	-	500	1 999
27411100	250300000	Sulphur Of All Kinds, Other Than Sublimed Sulphur	-	-	4 494 171	692 726
27729100	251319000	Other Pumise Stone	-	-	4	4
27729900	251320000	Emery, Natural Corundum, Natural Garnet And Other Natural Abrasives	-	-	1 413	3 450
27822100	250410000	Natural Graphite In Powder/in Flake	-	-	324 500	61 926
27822900	250490000	Natural Graphite In Other Form	-	-	3 681	7 140
27823200	251820000	Calcined Dolomite	-	-	2 351 357	308 360
27824000	251910000	Natural Magnesium Carbonate (magnesite)	-	-	1 504 000	164 248
27825000	251990000	Other Natural Magnesium Carbonate	-	-	2 834 848	332 663

Tabel 21. Lanjutan
Table Continued

SITC	HS	Komoditi Commodity	Eksport/Export		Impor/Import	
			Berat Bersih Net Weight (Kg)	Nilai FOB FOB Value (US\$)	Berat Bersih Net Weight (Kg)	Nilai CIF CIF Value (US\$)
(1)	(2)	(3)	(4)	(5)	(6)	(7)
27826100	250700100	Kaolin (china Clay)	1 500 000	90 000	673 294	100 466
27827000	250810000	Bentonite	42 000	3 780	122 910 646	4 955 421
27829100	250820100	Fuller's Earth	934 452	191 307	-	-
27829300	250830000	Fire-clay	-	-	598 660	78 420
27829400	250840000	Other Clays	34 650	10 371	176 472	20 946
27830200	250100200	Salt In Bulk, Containing Na.cl Min.	-	-	188 000 000	4 696 000
27840000	252400000	Asbestos.	-	-	3 963 980	1 509 011
27851100	250610000	Quartz	-	-	397	600
27851290	250629000	Other Quartzite	-	-	549 000	152 353
27852200	252520000	Mica Powder	-	-	139 041	71 444
27853100	252910000	Felspar	-	-	2 346 736	202 745
27854100	252921000	Fluorspar Containing By W/Lte. 97 %	-	-	594	900
27854200	252922000	Fluorspar Containing By W/ > 97 %	-	-	1 390	1 440
27891000	250900000	Chalk	-	-	396 000	37 092
27892100	251110000	Natural Barium Sulphate (barytes)	299 949	22 348	8 164 085	490 551
27893100	252610000	Natural Steative Not Crushed, Not Powdered	-	-	2 130 254	873 404
27893200	252620000	Natural Steative Crushed Or Powderd	-	-	7 511 001	664 457
27895000	251200000	Siliceous Fossil Meals & Similar	20 000	2 360	62 797	25 325
27896000	271410000	Bituminous/oil Shale And Tar Sands	-	-	36 800	63 848
27897000	271490000	Other Natural Bitumen & Asfalt	23 860	45 000	13 981 895	1 489 719
27898000	253010000	Vermiculite, Perlite And Chlorites,unexpanded	-	-	68 323	12 012
27899210	253020100	Kieserite	1 672 538	86 068	94 404 846	9 045 039
27899900	253090000	Other Mineral Substances	300 000	6 600	104 000	12 176
28210000	720410000	Waste And Scrap Of Cast Iron	-	-	344 132	113 284
28221000	720421000	Waste And Scrap Of Alloy Stainless Steel	658 991	711 121	-	-
28229000	720429000	Oth. Waste And Scrap Of Alloy Steel	-	-	27 305 358	4 060 701
28239000	720449000	Other Waste And Scrap	-	-	12 036 080	1 331 953
28310000	260300000	Copper Ores And Concentrates.	41 680 470	42 002 471	-	-
28410000	260400000	Nickel Ores And Concentrates.	-	-	137	11 504
28421000	750110000	Nickel Mattes	-	-	297	401
28520000	281820000	Other Aluminium Oxide	-	-	353 476 027	78 676 890
28770000	260200000	Manganese Ores & Concentrates, Witha Manganese Content >= 20%	-	-	298 000	41 720
28783000	261400000	Titanium Ores And Concentrates.	-	-	69 427	49 667
28791000	261000000	Chromium Ores And Concentrates.	-	-	75 000	14 375

Tabel 21. Lanjutan
Table Continued

SITC	HS	Komoditi Commodity	Eksport/Export		Impor/Import	
			Berat Bersih Net Weight (Kg)	Nilai FOB FOB Value (US\$)	Berat Bersih Net Weight (Kg)	Nilai CIF CIF Value (US\$)
(1)	(2)	(3)	(4)	(5)	(6)	(7)
28810911	262090000	Other Ash And Residues	22 695	43 233	-	-
28821000	740400000	Copper Waste And Scrap	1 164 826	2 232 462	-	-
28823000	760200000	Aluminium Waste And Scrap	594 298	369 620	20 620	32 580
29111100	050610000	Ossein And Bones Treated With Acid	10 318	91 660	-	-
29111900	050690000	Other Bones & Horn - Cores	31 472	3 699	-	-
29116190	050710900	Ivory Other Than Powder	635	237	-	-
29195100	050510000	Feathers Of A Kind Used For Stuffing Down	9 178	81 360	-	-
29196000	051191000	Product Of Fish Or Crustaceans, Molluscs Or Other Aquatic Invertabrate	31 635	23 907	12 427	10 241
29198000	051000000	Ambergis, Castoreum, Civet And Musk; Cantharides	237	147	-	-
29199110	051199110	Semen Of Swine, Goats And Sheep	772	1 545	-	-
29199200	051199200	Sinews And Tendons	-	-	6 300	5 079
29199900	051199900	Other Semen	-	-	6 300	5 096
29221000	130110000	Lac	6 292	3 042	-	-
29222000	130120000	Gum Arabic	-	-	350	4 803
29229100	130190100	Gum	2 807 493	931 130	-	-
29229240	130190240	Resin Of Pine	201 051	54 730	-	-
29229290	130190290	Other Resin	873 800	136 440	-	-
29229900	130190900	Other Lac	2 782 404	2 850 675	120 199	23 019
29231000	140110000	Bamboos	39 366	12 374	139 158	246 024
29232100	140120100	Rattan Mixed, Roughly Rubbed, Un Washed, Smoked Or Sulphured	26 760	16 480	56 529	136 206
29232500	140120500	Round Rattan, Fine Polished Of A Kind Used Primarily For Plaiting	70 000	38 500	-	-
29232900	140120900	Rattans Other Than Split, Washed	174 826	136 729	-	-
29239210	140190210	Kumpai Mixed, Roughly Rubbed, Un- Washed, Smoked Or Sulfured	1 121	7 290	-	-
29241000	121110000	Liquorice Roots	7 486	10 250	-	-
29249110	121190110	Vetiver Roots	458	248	-	-
29249120	121190120	Garro Wood	138 289	34 018	-	-
29249150	121190150	Patchouli Leaf, Including Stalk Andtwig	21 191	14 104	-	-
29249190	121190190	Other Plants For Perfumery	354	238	-	-
29249210	121190210	Temulawak	1 236	839	-	-
29249220	121190220	Cubeb Pepper	146	106	-	-
29249249	121190249	Cinchona Bark, Containing By Weight Lt. 3 %Of Cinchona	7 002	2 351	-	-

Tabel 21. Lanjutan
Table Continued

SITC	HS	Komoditi Commodity	Eksport/Export		Impor/Import	
			Berat Bersih Net Weight (Kg)	Nilai FOB FOB Value (US\$)	Berat Bersih Net Weight (Kg)	Nilai CIF CIF Value (US\$)
(1)	(2)	(3)	(4)	(5)	(6)	(7)
29249290	121190290	Other Plant Used Pharmacy	133 918	79 025	3 000	1 652
29253000	120930000	Seeds Of Herbaceous Plants Cultivated Principally For Their Flowers	430 264	1 525 734	-	-
29254910	120991000	Vegetable Seeds	15 000	14 600	1 793	9 972
29259000	120999000	Other Seeds, Fruit And Spores Of A Kind Used For Sowing, Nes	40 226	38 938	-	-
29261100	060110000	Bulbs, Tubers, Tuberous Roots, corms and Rhizomes, Dormant	89 979	101 857	-	-
29261290	060120900	Other Bulbs	80 076	82 327	100	395
29269190	060210900	Other Unrooted Cutting & Slips Of Rubber Woods	202 173	131 748	3	172
29269200	060220000	Edible Fruit Or Nut Trees, shrubs And Bushes, Grafted Or Not	66 500	17 280	-	-
29269921	060290210	Orchid Plants : Seedlings	89	4 414	-	-
29269939	060290299	Other Orchid Plants	11 667	12 477	-	-
29269941	060290310	Marine Plants In Aquarium	1 353	72 910	-	-
29269990	060290900	Other Plants Used In Aquarium	691	2 851	212	1 886
29271000	060310000	Fresh Cut Flowers For Ornamental Purposes	243 230	170 742	-	-
29271900	060390000	Other Fresh Cut Flowers For Ornamental Purposes	5 060	23 539	-	-
29272110	060410100	Moses And Lichens Fresh	14 000	3 300	-	-
29272190	060410900	Moses And Lichens Other Than Fresh	686	900	-	-
29272910	060491000	Other Moses And Lichens Fresh	14 112	25 432	-	-
29272990	060499000	Oth Moses & Lichens Oth. Than Fresh	46 958	67 407	-	-
29292110	140210000	Kapok	7 934	6 293	-	-
29292900	140290000	Other Vegetable Materials Of A Kind Used Primarily As A Stuffing	7 582	7 338	-	-
29293100	140310000	Broomcorn (sorghum Vulgare Var. Technicum)	404 848	98 846	-	-
29293900	140390000	Other Vegetable Materials Of A Kind Used Primarily In Brooms	14 440 732	2 150 372	-	-
29296100	130231000	Agar-agar	56 750	664 494	103 000	37 080
29296200	130232000	Mucilages & Thickeners, Whether Or Not Moif. Derv. From Locust Beans	1 000	3 830	43 045	39 961
29296900	130239000	Other Mucilages & Thickeners	-	-	43 020	15 487
29297100	121220100	Seaweeds	10 627	10 627	470	497
29299130	140410300	Gambir	5 209 231	5 197 229	-	-
29299190	140410900	Other Raw Veg. Matr. Used In Dyeing Or Tanning	470 116	268 827	-	-
29299910	140490100	Iles-iles (amorphopallus Variabilis)	9 941	8 032	-	-

Tabel 21. Lanjutan
Table Continued

SITC	HS	Komoditi Commodity	Eksport/Export		Impor/Import	
			Berat Bersih Net Weight (Kg)	Nilai FOB FOB Value (US\$)	Berat Bersih Net Weight (Kg)	Nilai CIF CIF Value (US\$)
(1)	(2)	(3)	(4)	(5)	(6)	(7)
29299920	140490200	Coconut Shell	49 245	25 322	-	-
29299990	140490900	Other Vegetable Products	882 316	398 885	1 602	1 503
32121000	270112000	Bituminous Coal	62 802 000	1 469 566	-	-
32122000	270119000	Other Coal	-	-	22 000	2 420
32500000	270400000	Coke And Semi-coke Of Coal, Of Lig Nite Or Of Peat	-	-	4 192 796	423 274
33412000	271000400	Jet Fuel	-	-	6 968	4 829
33419900	271000290	Other Motor Spirit	-	-	17 996 238	7 586 594
33421100	271000300	Kerosene, Other Than Kerosene JetFuel Type	-	-	393	409
33429100	271000100	Petroleum, Partly Refined,includingtopped Crudes	358	1 084	52	31
33430000	271000600	Distillate Fuel Oils	-	-	28 309	19 615
33450910	271000910	Lubricating Oil Without Additive	-	-	3 241 869	2 535 607
33450920	271000920	Liquid Lubricant Preparation	-	-	23 432	17 072
33450930	271000930	Solid & Semi Solid Lubricant Pre -Paration	-	-	195 240	230 155
33450950	271000950	Transformer Oil	-	-	320 198	261 168
33450960	271000960	Propylene Tetramer	-	-	53 361	35 103
33450990	271000990	Other Petroleum Oil	-	-	256 154	136 309
33511000	271210000	Petroleum Jelly	-	-	99 400	73 805
33512910	271290100	Paraffin Wax	-	-	3 339 740	1 698 575
33512990	271290900	Other Petroleum Jelly	-	-	57 295	28 340
33523000	270720000	Toluole	-	-	49 992	12 760
33525400	270740000	Naphthalene	102	234	195	875
33525500	270750000	Other Aromatic Hydrocarbon Mixtures>=65% By Vol. Distils At 250 C	-	-	116 480	49 600
33525600	270760000	Phenols	-	-	599 471	636 900
33525991	270799100	Aromatic Rubber Processing Oil	-	-	1 551 975	352 552
33525999	270799900	Other Aromatic Rubber	-	-	51 024	15 713
33531000	270810000	Pitch	18 888	1 265	25 239 022	6 871 079
33532000	270820000	Pitch Coke	20 000	1 240	15 900 000	3 418 000
33541200	271320000	Petroleum Bitumen	-	-	12 346 710	2 316 217
33541900	271390000	Oth Residues Of Petroleum Oils / Ofoils Obtained From Bituminous Min.	-	-	97 482	17 546
33542120	271312000	Petroleum Coke Calcined	-	-	69 123 060	19 176 765
33543000	271500000	Bituminous Mixtures	-	-	108 203	71 054
41111100	150410100	Cod Liver Oil	6 800	39 620	-	-

Tabel 21. Lanjutan
Table Continued

SITC	HS	Komoditi Commodity	Eksport/Export		Impor/Import	
			Berat Bersih Net Weight (Kg)	Nilai FOB FOB Value (US\$)	Berat Bersih Net Weight (Kg)	Nilai CIF CIF Value (US\$)
(1)	(2)	(3)	(4)	(5)	(6)	(7)
41112000	150420000	Fats And Oils And Their Fractions, Of Fish Other Than Liver Oils	-	-	466 869	335 544
41120000	150100000	Pig Fat (including Lard) & Poultry Fat, other Than Of Hd 02.09 Or 15.03	650 000	299 000	-	-
41132900	150200900	Other Fats Of Bovine Animals	62 208	48 833	-	-
41139000	150600000	Other Animal Fats & Oils & Their Fractions, Not Chemically Modified	-	-	152 730	111 441
42119100	150790100	Neutralized And Bleached	-	-	380	323
42139000	150890000	Other Ground-nut Oil And Its Fractions	-	-	771	724
42149000	151000000	Other Oils And Their Fractions, Obtained Solely From Olives	2 967 880	1 140 037	-	-
42169000	151529000	Other Maize Oil	-	-	26 040	10 468
42221000	151110000	Crude Palm Oil	1 111 796 068	415 933 507	-	-
42229000	151190000	Other Palm Oil	2 060 174 462	866 240 521	430 807	241 301
42231000	151311000	Crude Oil Of Copra	82 875 281	51 060 551	-	-
42239000	151319000	Other Copra Oil	35 366 143	23 114 990	-	-
42241000	151321000	Crude Oil Of Palm Kernel	309 539 895	168 494 045	-	-
42249000	151329000	Other Palm Kernel Oil	109 651 477	66 169 413	-	-
42250000	151530000	Castor Oil And Its Fractions	-	-	20 000	21 350
42299990	151590900	Other Fixed Vegetable Fats & Oil	36 146	87 212	18 816	16 370
43110190	151800190	Other Chemically Modified Of Animal Or Vegetable Oil	1 000 000	371 875	105 954	38 029
43110910	151800910	Mixture Of Vegetable Origin	735 840	268 418	6 678	1 984
43110930	151800930	Mixture Of Vegetable & Animal Origin	-	-	1 258	613
43121100	151610100	Animal Fats & Oil >= 10 Kg	691 208	455 804	-	-
43122100	151620100	Vegetable Fats & Oil >= 10 Kg	25 392 287	16 741 878	32 266	6 508
43122900	151620900	Vegetable Fats & Oil In Other Pack	1 856 768	916 608	144	200
43131100	382311000	Industrial Stearic Acid	78 252 166	41 395 724	1 849	1 425
43131200	382312000	Oleic Acid	4 912 807	3 150 741	-	-
43131300	382313000	Tall Oil Fatty Acid	343 275	231 538	-	-
43131910	382319100	Acid Oils From Refining	40 962 052	14 302 913	-	-
43131990	382319900	Other Industrial Monocarboxylic Fatty Acids, Nes	113 266 097	47 651 389	14 209	7 566
43133000	152200000	Degras; Residues Resulting From The Treatment Fatty Substances	12 382 075	2 225 124	-	-
43141000	152110000	Vegetable Waxes	19 580	15 076	-	-
51114000	290110000	Acyclic Hydrocarbons Saturated	-	-	24 640	19 527
51119900	290129900	Other Acyclic Hydrocarbons	-	-	67 200	18 750

Tabel 21. Lanjutan
Table Continued

SITC	HS	Komoditi Commodity	Eksport/Export		Impor/Import	
			Berat Bersih Net Weight (Kg)	Nilai FOB FOB Value (US\$)	Berat Bersih Net Weight (Kg)	Nilai CIF CIF Value (US\$)
(1)	(2)	(3)	(4)	(5)	(6)	(7)
51123000	290230000	Toluene	-	-	824 420	399 404
51124400	290244000	Mixed Xylene Isomers	-	-	67	40
51129990	290290900	Other Alkyl Benzene	-	-	34 804	62 700
51136120	290312000	Dichloromethane(methylene Chloride)	-	-	259 920	148 593
51138599	290345990	Other Halogenated Derivates Of Acyclic Hydrocarbons	-	-	412	1 312
51140100	290410000	Derivatives Containing Only Sulpho Groups, Their Salts & Ethyl Esters	-	-	8 956	10 997
51211000	290511000	Methanol (methyl Alcohol)	40 000	30 458	13 426 273	3 465 526
51212000	290512000	Propan-1-ol (propyl Alcohol) And Propan-2-ol(isopropyl Alcohol)	-	-	41 760	40 296
51216000	220720000	Ethyl Alcohol And Other Spirits, Denatured, Of Any Strength	90 580	59 129	-	-
51217000	382370000	Industrial Fatty Alcohols	9 577 069	11 692 717	-	-
51219170	290517000	Dodecan-1-ol , Hexadecan-1-01 AndOctadecan-1-01	1 166 413	1 565 701	-	-
51219191	290519100	2 Ethyl Hexanol	-	-	274	37 465
51219199	290519900	Other Saturated Monohydric Alcohols	60 000	47 882	-	-
51219290	290529000	Oth Unsaturated Monohydric Alcohols	120 000	91 080	228 403	1 222 820
51222100	152000000	Glycerol, Crude; Glycerol Waters AndGlycerol Lyes	15 459 437	11 577 645	-	-
51225000	290544000	D-glucitol (sorbitol)	123 200	38 583	-	-
51226000	290545000	Glycerol	11 765 379	9 415 874	16 000	12 500
51229320	290532000	Propylene Glycol (propane-1,2-diol)	-	-	473 174	335 392
51231130	290613000	Sterols And Inositols	-	-	18	501
51231190	290619000	Other Cyclanic,cyclenic	-	-	3 000	108 000
51235290	290629000	Other Aromatic	-	-	2 580	6 450
51241000	290711000	Phenol (hydroxybenzene) & Its Salts	-	-	738 631	899 119
51243220	290722000	Hydroquinone (quinol) And Its Salts	-	-	6 000	63 100
51243290	290729000	Other Polyphenols	-	-	45 000	162 900
51371210	291521000	Acetic Acid	-	-	1 102 450	745 701
51371220	291522000	Sodium Acetate	-	-	3 000	1 055
51371290	291529000	Other Acetic Acid And Their Salt	-	-	112 559	171 091
51372310	291531000	Ethyl Acetate	-	-	7 801	6 987
51372390	291539000	Other Esters Of Acetic Acid	-	-	1 968	2 333
51373149	291614900	Other Esters Of Methacrylic Acid	-	-	3 025	1 784
51374110	291511000	Formic Acid	20 000	16 985	483 834	145 879

Tabel 21. Lanjutan
Table Continued

SITC	HS	Komoditi Commodity	Eksport/Export		Impor/Import	
			Berat Bersih Net Weight (Kg)	Nilai FOB FOB Value (US\$)	Berat Bersih Net Weight (Kg)	Nilai CIF CIF Value (US\$)
(1)	(2)	(3)	(4)	(5)	(6)	(7)
51376100	291570100	Stearic Acid	11 791 943	7 083 625	6 494	5 000
51376900	291570900	Other Palmitic Acid	10 151 136	4 885 701	7 973	7 532
51377500	291550000	Propionic Acids, Its Salts And Esters	-	-	151 850	142 880
51377900	291590000	Other Saturated Acyclic Monocarboxylic Acids	20 359 353	14 718 988	35 119	25 194
51378000	291615000	Oleic, Linoleic Or Linolenic Acids,their Salts And Esters	-	-	25 070	41 950
51379310	291631000	Benzoic Acid, Its Salts And Esters	-	-	226 452	178 397
51379390	291639000	Other Aromatic Monocarboxylic Acids	-	-	29 676	600 742
51383000	291732000	Diethyl Orthophthalates	-	-	64 000	13 973
51389110	291711000	Oxalic Acid, Its Salts And Esters	-	-	2 869	2 500
51391110	291811000	Lactic Acid, Its Salts And Esters	-	-	1 200	2 460
51391120	291812000	Tartaric Acid	-	-	2 000	7 362
51391140	291814000	Citric Acid	-	-	127 026	58 526
51391151	291815100	Calcium Citrate	-	-	94 898	36 833
51391159	291815900	Salts And Esters Of Citric Acid	-	-	91 973	74 382
51396000	291890000	Other Carboxylic Acids	954 041	648 798	4 640	19 592
51451110	292111000	Methylamine, Di-or Trimethylamine And Their Salts	-	-	28 575	133 690
51451120	292112000	Diethylamine And Its Salts	-	-	40 956	54 821
51451190	292119000	Other Acyclic Monoamines	-	-	283 808	285 365
51452220	292122000	Hexamethylenediamine And Its Salts	-	-	42 892	155 220
51452290	292129000	Other Acyclic Polyamines	-	-	5 385	28 237
51453000	292130000	Cyclanic, Cyclenic Or Cyclohexanone Or Polyamines, And Their Deriv.	-	-	7 955	41 428
51455510	292151000	O-, M-, P-phenylenediamine, diamino-toluenes And Their Deriv. salt Thereof	-	-	34 556	86 350
51455590	292159000	Other Aromatic Polyamines	31 792	14 600	-	-
51461120	292212000	Diethanolamine And Its Salts	-	-	36 480	45 600
51464100	292241000	Lysine And Its Esters; salts Thereof	-	-	725 857	1 435 693
51464210	292242100	Glutamic Acid	118 460	54 400	40 000	7 638
51464221	292242210	Msg (mono Sodium Glutamate)	-	-	629 750	166 162
51464229	292242290	Other Salt Of Glutamic Acid	-	-	13	361
51471190	292410190	Other Carbamates	121 000	265 787	-	-
51471900	292410900	Other Acyclic Amides	6 782 158	5 455 641	-	-
51473900	292421900	Other Ureines And Their Derivatives	-	-	400	1 448
51481100	292310000	Choline And Its Salts	-	-	95 000	69 313
51481200	292320000	Lecithins And Other Phosphoaminolipid	-	-	244 426	144 721

Tabel 21. Lanjutan
Table Continued

SITC	HS	Komoditi Commodity	Eksport/Export		Impor/Import	
			Berat Bersih Net Weight (Kg)	Nilai FOB FOB Value (US\$)	Berat Bersih Net Weight (Kg)	Nilai CIF CIF Value (US\$)
(1)	(2)	(3)	(4)	(5)	(6)	(7)
51481900	292390000	Other Quaternary Ammonium Salts	706	2 417	7 049	2 560
51482200	292520000	Imines And Their Derivatives; Saltsthereof	-	-	15 844	40 190
51484900	292690000	Other Nitril Function Compounds	-	-	46 201	3 635 703
51489100	292910000	Isocyanates	-	-	479 500	569 628
51541000	293010000	Dithiocarbonates (xanthates)	-	-	25 042	62 046
51542000	293020000	Thiocarbamates And Dithiocarbamates	-	-	117 993	255 924
51543000	293030000	Thiuram Mono-,di- Or Tetrasulphides	-	-	5 315	14 370
51544000	293040000	Methionine	-	-	1 656 892	3 771 590
51549000	293090000	Other Organo Sulphur Compound	-	-	8 964	23 970
51550920	293100920	N (phosphonomethyl) Glycine Acid	-	-	876 086	2 663 946
51574390	293339000	Other Compound Containing UnfusedPyridine Ring	-	-	529 974	4 475 657
51575000	293340000	Compounds Containing A Quinoline Orisoquinoline Ring-system; Not Fuse	-	-	82 398	207 842
51576610	293361000	Melamine	74 570	69 067	-	-
51577000	293390000	Other Heterocyclic Compound With Nitrogen Heteroatom	-	-	133 500	100 403
51579200	293420000	Compound Containing A Benzothiazolering System, Not Further Fused	-	-	247 497	665 140
51579910	293490100	Sultones And Sultams	44 000	248 062	-	-
51613000	291010000	Oxirane (ethylene Oxide)	6 693	9 575	-	-
51615900	291090000	Other Epoxides & Their Halogenated	-	-	969	4 554
51616200	290920000	Cyclanic, Cyclenic Or Cycloterpenicethers & Their Halogenated,nitrate	-	-	36 000	97 030
51617410	290941000	2,2'-oxydiethanol (diethyleneGlycol, Digol)	-	-	377	1 802
51617500	290950000	Ether-phenols, Ether-alcohol-phenolsulphonated/nitrosated Derivatives	-	-	1 060	198
51622410	291241000	Vanillin (4-hydroxy-3-methoxybenzaldehyde)	-	-	912	2 531
51627000	291421000	Camphor	552	20 111	-	-
51628220	291422000	Cyclohexanone And Methylcyclohexanones	-	-	375	142
51629500	291450000	Ketone-phenols And Ketones With Othoxygen Function	-	-	650	3 896
51631900	291900900	Other Phosporic Esters	4 953	3 492	10 000	14 246
51639900	292090000	Other Esters Of In-organic Acids	7	7	-	-
51691900	350790000	Other Enzymes	-	-	83 952	251 589
51699000	294200000	Other Organic Compounds.	970	1 358	42 836	51 341
52210110	280300110	Acetylene Black	-	-	595 800	1 571 660
52210190	280300190	Other Carbon Black	-	-	1 223 233	523 978

Tabel 21. Lanjutan
Table Continued

SITC	HS	Komoditi Commodity	Eksport/Export		Impor/Import	
			Berat Bersih Net Weight (Kg)	Nilai FOB FOB Value (US\$)	Berat Bersih Net Weight (Kg)	Nilai CIF CIF Value (US\$)
(1)	(2)	(3)	(4)	(5)	(6)	(7)
52210900	280300900	Other Carbon	-	-	1 489 498	388 028
52221290	280429000	Other Rares Gases	-	-	3 881	8 417
52222500	280450000	Boron; Tellurium	-	-	47 000	11 374
52222800	280480000	Arsenic	-	-	41 000	18 375
52222900	280490000	Selenium	-	-	18 296	23 881
52223610	280461000	Silicon Containing By W/ > 99.99 % Of Silicon	-	-	24 340	38 791
52223690	280469000	Silicon Containing By W/Lte. 99.99 %of Silicon	30 812	27 000	16 868	7 985
52226000	280200000	Sulphur, Sublimed Or Precipitated; Colloidal Sulphur	-	-	20 621	5 022
52228100	280511000	Sodium	-	-	27	8
52228190	280519000	Other Alkali Metals	-	-	21 000	21 000
52231100	280610000	Hydrogen Chloride (hydrochloricAcid)	-	-	44	120
52233000	280800000	Nitric Acid; Sulphonitric Acids.	-	-	1 018 819	239 918
52234100	280910000	Diphosphorus Pentaoxide	-	-	61 500	75 300
52234210	280920100	Meta,ortho & Pyro Phosphoric Acids	-	-	3 977 811	2 307 741
52234290	280920900	Other Phosphoric Acid	-	-	64	176
52235000	281000000	Oxides Of Boron; Boric Acids.	-	-	285 300	147 855
52236190	281119000	Other Inorganic Acids	3	10	-	-
52237100	281122100	Silica Powder Precipitated Dehy - Drated	-	-	407 062	167 295
52237900	281122900	Other Silicon Dioxide	-	-	45 704	40 936
52251100	281700100	Zinc Oxide	-	-	95 785	194 335
52253100	282010000	Manganese Dioxide	-	-	3 343 400	2 511 344
52253900	282090000	Other Manganese Oxides	-	-	2 869	868
52254110	282110100	Iron Oxides	-	-	989 367	153 648
52254200	282120000	Earth Colours Containing >= 70% Of Fe2O3	-	-	136 777	13 018
52255100	282200100	Cobalt Oxides.	-	-	10 304	4 000
52255900	282200900	Cobalt Hydroxides And Other	-	-	23 004	204 029
52256000	282300000	Titanium Oxides	1 480	1 213	1 057 911	1 940 130
52262000	281511000	Sodium Hydroxide Solid	-	-	366 853	88 524
52263000	281512000	Sodium Hydroxide In AqueousSolution	-	-	39 000	6 189
52264200	281520000	Potassium Hydroxide (caustic Potash)	-	-	1 506 195	449 145
52264300	281530000	Peroxides Of Sodium Or Potassium	-	-	12 430	11 814
52266000	281830000	Aluminium Hydroxide	-	-	2 650 000	856 570
52268100	282510100	Hydrazine	-	-	3 003	12 874
52268900	282510900	Hydroxylamine And Their In Organic Salt	-	-	89 000	61 350

Tabel 21. Lanjutan
Table Continued

SITC	HS	Komoditi Commodity	Eksport/Export		Impor/Import	
			Berat Bersih Net Weight (Kg)	Nilai FOB FOB Value (US\$)	Berat Bersih Net Weight (Kg)	Nilai CIF CIF Value (US\$)
(1)	(2)	(3)	(4)	(5)	(6)	(7)
52269200	282520000	Lithium Oxide And Hydroxide	-	-	6 000	1 294
52269400	282540000	Nickel Oxides And Hydroxides	-	-	16 771	115 656
52269500	282550000	Copper Oxides And Hydroxides	-	-	32 291	20 147
52269600	282560000	Germanium Oxides&zirconium Dioxides	-	-	50	4 195
52310190	282619000	Other Flourides	-	-	63 030	22 303
52310200	282620000	Fluorosilicates Of Sodium Or OfPotasium	-	-	44 450	13 473
52310300	282630000	Sodium Hexafluoroaluminate (syntetic Cryolite)	-	-	1 044 624	433 800
52310900	282690000	Other Complex Flouride Salt	-	-	5 167	4 522
52321000	282710000	Ammonium Chloride	-	-	1 631 259	242 965
52322000	282720000	Calcium Chloride	-	-	207 000	20 898
52329310	282731000	Other Chlorides Of Magnesium	-	-	34 780	77 414
52329320	282732000	Other Chlorides Of Aluminium	-	-	80 000	28 000
52329360	282736000	Other ChloridesOf Zinc	-	-	58 500	69 468
52329390	282739000	Other Chlorides, Chloride Oxides	-	-	1 876	50 908
52329590	282759000	Other Bromide Oxides	-	-	300	2 628
52331100	282810000	Commercial Calcium Hypochlorite And Other Calcium Hypoclorites	-	-	159 600	118 560
52331931	282890310	Hypochlorites Of Sodium	-	-	402 429	81 286
52331990	282890900	Other Hypochlorites	-	-	20 000	6 600
52339190	282919000	Other Chlorates Compounds	-	-	52 865	30 728
52339900	282990000	Other Chlorates And Perchlorates	-	-	22 000	2 970
52343100	283110000	Dithionites &sulpoxylates Of Sodium	-	-	8 412	6 771
52343900	283190000	Other Dithionites &sulpoxylatesCompounds	-	-	2 540	1 265
52344100	283210000	Sodium Sulphites	-	-	303 078	88 921
52344200	283220000	Other Sulphites	-	-	1 080	8 113
52344300	283230000	Thiosulphates	-	-	46 854	9 428
52345110	283311000	Disodium Sulphate	-	-	1 783 574	188 596
52345192	283319000	Other Sodium Sulphates	-	-	555 922	59 760
52349210	283321000	Other Sulphates Of Magnesium	-	-	3 016 107	273 548
52349220	283322000	Other Sulphates Of Aluminium	-	-	43 000	4 042
52349231	283323100	Basic Chromium Sulphate	-	-	1 156	1 750
52349250	283325000	Other Sulphates Of Copper	-	-	2 256 857	1 049 316
52349260	283326000	Other Sulphates Of Zinc	-	-	1 755 481	406 761
52349290	283329000	Other Sulphates Compounds	-	-	44 940	6 004
52352000	283421000	Nitrates Of Potassium	-	-	93 560	67 900

Tabel 21. Lanjutan
Table 21. Continued

SITC	HS	Komoditi Commodity	Eksport/Export		Impor/Import	
			Berat Bersih Net Weight (Kg)	Nilai FOB FOB Value (US\$)	Berat Bersih Net Weight (Kg)	Nilai CIF CIF Value (US\$)
(1)	(2)	(3)	(4)	(5)	(6)	(7)
52359290	283429000	Other Nitrites, Nitrates	-	-	726 387	172 493
52363220	283522000	Phosphates Of Mono-or Disodium	-	-	269 041	92 410
52363230	283523000	Phosphates Of Trisodium	-	-	346 290	76 482
52363240	283524000	Phosphates Of Potassium	-	-	151 440	35 872
52363250	283525000	Calcium Hydrogenorthophosphate ("dicalcium Phosphate")	-	-	3 891 554	950 796
52363260	283526000	Other Phosphates Of Calcium	-	-	4 576 000	1 242 787
52363290	283529000	Phosphates Of Other Compounds	-	-	32 477	29 501
52364000	283531000	Sodium Triphosphate (sodium Tripolyphosphate)	-	-	47 544	32 023
52365100	283539100	Sodium Hexametaphosphates	-	-	22 386	17 532
52371000	283610000	Commercial Ammonium Carbonate And Other Ammonium Carbonates	-	-	920 000	104 384
52372000	283620000	Disodium Carbonate	-	-	46 600 508	6 663 024
52373000	283630000	Sodium Hydrogencarbonate (sodium Bicarbonate)	-	-	1 193 917	189 502
52374000	283640000	Potassium Carbonates	-	-	241 000	134 929
52379510	283650100	Food & Pharmaceutical Grade Of Calcium Carbonate	-	-	1 590 849	450 209
52379590	283650900	Other Calcium Carbonate	-	-	5 652 828	1 590 539
52379600	283660000	Barium Carbonate	-	-	275 950	79 630
52379990	283699000	Other Carbonates	-	-	111 292	56 465
52383191	283919100	Sodium Silicate	-	-	839 516	134 195
52383199	283919900	Other Sodium Silicates	-	-	3 000	3 967
52383200	283920000	Potassium Silicates	-	-	6 632	3 357
52383900	283990000	Other Silicates	-	-	829 786	233 523
52384190	284019000	Other Disodium Tetraborates	-	-	11 054 600	3 974 350
52384200	284020000	Other Borates	-	-	1 322 050	475 373
52431300	284130000	Sodium Dichromate	-	-	23	1 232
52431500	284150000	Other Chromates And Dichromates; Peroxochromates	-	-	3 000	8 010
52431900	284190000	Other Salts Of Oxometalic	-	-	567	500
52491100	284700100	Liquid Hydrogen Peroxide	-	-	2 232 224	737 002
52493000	284910000	Carbides Of Calcium	-	-	3 029 371	712 240
52494000	284990000	Other Carbides, Shether Or Not Chemically Defined	-	-	73 544	14 403
52499900	285100900	Other Inorganic Compounds	-	-	10 576	53 210
52595900	284690000	Other Compound Of Inorganic Or Organic Rare Metal	371	3 615	-	-

Tabel 21. Lanjutan
Table Continued

SITC	HS	Komoditi Commodity	Eksport/Export		Impor/Import	
			Berat Bersih Net Weight (Kg)	Nilai FOB FOB Value (US\$)	Berat Bersih Net Weight (Kg)	Nilai CIF CIF Value (US\$)
(1)	(2)	(3)	(4)	(5)	(6)	(7)
53111900	320411900	Other Disperse, Dyes And Preparat.	-	-	105	1 678
53112000	320412000	Acid Dyes, Whether Or Not Premetal-lised	1 106	2 596	88 765	192 031
53113000	320413000	Basic Dyes And Preparations Based Thereon	-	-	30 689	81 791
53114000	320414000	Direct Dyes And Preparations Based Thereon	-	-	12 501	73 550
53117990	320417990	Other Organic Pigment Preparation	-	-	1 036	1 000
53119000	320419000	Other Synthetic Organic Colouring Method	-	-	41 089	175 945
53121100	320420000	Synthetic Organic Products Of A Kind Used As Fluorescent	-	-	220	116
53121900	320490000	Other Synthetic Organic Colouring Matter	133	1 043	-	-
53221100	320110000	Quebracho Extract	14 740	155 232	-	-
53221200	320120000	Wattle Extract	-	-	149	1 457
53221910	320190100	Gambier	4 236 471	6 216 531	-	-
53221990	320190900	Oth Tanning Extracts Of Veg. Origin	51 670	79 092	1 445 398	435 332
53222000	320300000	Colouring Matter Of Vegetable Or Animal Origin	-	-	40	3 139
53231000	320210000	Synthetic Organic Tanning Substance	14 400	6 964	4 121	11 608
53232000	320290000	Other Synthetic Organic Tanning Substances	-	-	6 577	23 956
53311110	320611100	Pigment Containing 80 %	-	-	215 617	366 788
53311190	320611900	Other Pigment And Preparations Base On Titanium Dioxide Cont >= 80%	1 847	4 583	53 404	188 597
53312990	320620990	Other Inorganic Pigment Preparation Based On Chromium Compounds	-	-	77	816
53314900	320641900	Other Ultramarine Inorganic Pigment Preparation	-	-	474 654	205 826
53315900	320642900	Other Inorganic Pigment Preparation	-	-	210 416	42 944
53317100	320649100	Colouring Matter Inorganic Pigment Preparation	-	-	90 073	68 815
53317900	320649900	Other Colouring Matter Inorganic Pigment Preparation	2 505	6 786	49 541	167 116
53321000	321511000	Printing Ink In Black	-	-	2 138	11 448
53329000	321519000	Printing Ink In Other Colour	-	-	19 077	79 018
53341112	320910120	Anti Fouling/corrosive Paint For Ship Hull Base On Acrylic, dissolve	1 553	364	276	131
53341910	320990100	Paints And Enamels Of Other Based	-	-	10 578	12 046
53341990	320990900	Other Paints And Varnishes In Aqueous Medium	43	53	2 110	2 463
53342111	320810110	Anti Fouling And Anti Corrosive Paint For Ship Hull Base On Polyeste	-	-	8 923	5 662
53342119	320810190	Other Paints And Enamels Based On Polyesters	1 754	95	38 471	27 148
53342229	320820299	Other Varnish And Lacquers Based On Acrylic Or Vinyl Polymer	-	-	154 882	1 150 600

Tabel 21. Lanjutan
Table Continued

SITC	HS	Komoditi Commodity	Eksport/Export		Impor/Import	
			Berat Bersih Net Weight (Kg)	Nilai FOB FOB Value (US\$)	Berat Bersih Net Weight (Kg)	Nilai CIF CIF Value (US\$)
(1)	(2)	(3)	(4)	(5)	(6)	(7)
53342290	320820900	Other Paints And Varnishes Based Onacrylic	-	-	638	392
53342929	320890299	Other Paints And Varnishes Based On Synthetic Polymer	-	-	2 495	18 656
53342990	320890900	Other Paints And Varnishes Based Onother Polymer	475	2 434	447	331
53343290	321000290	Other Varnishes And Lacquers For Finishing Leather	-	-	3 821	10 167
53343910	321000910	Prepared Water Pigments Of A KindUsed For Finishing Leather	22 000	29 100	-	-
53343990	321000990	Other Paints And Varnishes	-	-	414	851
53344100	321210000	Stamping Foils	-	-	76 402	133 014
53344910	321290100	Aluminium Paste	-	-	11 923	18 598
53344990	321290900	Oth Pigments In Non Aqueous Medium	14 419	13 544	-	-
53351100	320710000	Prepared Pigments, Prepared Opaci-Fiers,prepared Colour And Sim.prep	-	-	184 157	362 733
53351200	320720000	Vitrifiable Enamels And Glazes,Engobes (slips) And Similar Prep.	-	-	206 754	51 907
53351300	320730000	Liquid Lustres And Similar Prep.	-	-	17	1
53351400	320740000	Glass Frit And Other Glass, In The Form Of Powder, Granules Or Flakes	-	-	5 845 987	906 233
53352900	321390000	Other Artists' Colours	-	-	9 709	7 759
53354100	321410000	Mastics; Painters' Fillings	682	1 280	2 727	21 077
53354900	321490000	Other Painters Fillings	62 925	26 846	18 150	28 140
53355000	381400000	Organic Composite Solvents And Thinners, Nes	-	-	2 077	11 010
54114000	293627000	Vitamin C And Its Derivatives	-	-	11 094	6 000
54117000	293690000	Oth, Including Natural Concentrates	32	4 717	80 221	63 601
54133000	294130000	Tetracycline And Their Derivatives;salts Thereof	-	-	125	3 500
54142210	293921000	Quinine And Its Salts	560	72 538	-	-
54162100	300110000	Glands And Other Organs, Dried,Whether Or Not Powdered	125	240	-	-
54163190	300210900	Other Antisera And Other Blood Fractions	1	10	-	-
54191900	300590000	Other Wadding, Gause, Bandages InPacked For Retail Sale	39 954	18 487	-	-
54213000	300410000	Medicaments Cont Penicillins Or De Rivatives Measured In Dosage	437	19 337	-	-
54222000	300339000	Other Medicaments Containing Hormon	-	-	26 640	3 618
54229000	300439000	Other Medicaments Containing Hormon But Not With Antibiotics	9 706	4 163	-	-
54292000	300450000	Other Medicaments Containing Vit. Or Other Product Of Heading 2936	77	32	-	-

Tabel 21. Lanjutan
Table Continued

SITC	HS	Komoditi Commodity	Eksport/Export		Impor/Import	
			Berat Bersih Net Weight (Kg)	Nilai FOB FOB Value (US\$)	Berat Bersih Net Weight (Kg)	Nilai CIF CIF Value (US\$)
(1)	(2)	(3)	(4)	(5)	(6)	(7)
54293929	300490929	Other Human Medicaments Containing Sulphonamides	2 398	21 215	1 480	720
55131120	330112000	Essential Oils Of Orange	2 000	35 540	-	-
55132210	330121000	Essential Oils Of Geranium	16 000	260 320	-	-
55132220	330122000	Essential Oils Of Jasmin	922	18 350	-	-
55132240	330124000	Essential Oil Of Peppermint (menthapiperita)	-	-	2 061	34 650
55132260	330126000	Essential Oils Of Vetiver	41 164	1 508 802	-	-
55132294	330129400	Essential Oils Of Patchouli	1 615 767	25 305 528	133 600	429 491
55132910	330129210	Essential Oils Of Dapers Citronella	11 119	151 670	-	-
55132920	330129290	Essential Oils Of Other Citronella	11 694	67 300	-	-
55132991	330129910	Essential Oils Of Nutmegs	461 880	4 194 955	-	-
55132994	330129940	Essential Oils Of Cardamoms	9 000	301 800	-	-
55132999	330129990	Other Essential Oils	271 939	1 875 530	-	-
55135300	330190300	Aqueous Distillates And Aqueous Solutions Of Essential Oils	200	902	-	-
55135900	330190900	Other Kinds Of Essential Oil	15 337	210 316	-	-
55141100	330210100	Compound Alcoholic Preparations For Food	5 935	7 789	-	-
55141900	330210900	Other Compound Alcoholic Preparat.For Food	-	-	13 741	196 995
55149000	330290000	Mixtures Of Odoriferous Substances For Other Purposes	640	1 344	58 300	726 692
55310000	330300000	Perfumes And Toilet Waters	36 701	72 015	1 153	1 386
55320100	330410000	Lip Make-up Preparations	10 242	3 316	-	-
55320300	330430000	Manicure Or Pedicure Preparation	2 475	6 750	-	-
55320919	330491900	Other Powder	18 927	14 031	-	-
55320990	330499000	Other Beauty Or Make Up Preparation	2 083 784	1 112 363	11 038	6 901
55330100	330510000	Shampoos	2 529	2 647	9 308	7 497
55330900	330590000	Other Preparations, Used For Hair	15 915	32 355	-	-
55340110	330610100	Tooth Paste	25 077	89 096	-	-
55340900	330690000	Other Preparation For Oral OrDental Hygienes	-	-	690	2 852
55352000	330720000	Personal Deodorants And Antipers-Pirants	60 088	131 724	-	-
55353000	330730000	Perfumed Bath Salts And Other Bath Preparations	33 000	2 500	148	1 467
55354410	330741000	agarbatti And Other OdoriferousPreparations	209 885	262 680	130 649	43 079
55354490	330749000	Other Preparations For Perfuming	4 320	20 532	606	522
55359000	330790000	Other Pre-shaving	81 212	162 874	-	-
55411110	340111110	Bath And Toilet Soap	15 152 639	8 864 059	2 835	2 814

Tabel 21. Lanjutan
Table Continued

SITC	HS	Komoditi Commodity	Eksport/Export		Impor/Import	
			Berat Bersih Net Weight (Kg)	Nilai FOB FOB Value (US\$)	Berat Bersih Net Weight (Kg)	Nilai CIF CIF Value (US\$)
(1)	(2)	(3)	(4)	(5)	(6)	(7)
55411190	34011190	Other Soaps	143 092	112 775	-	-
55411900	34011900	Oth Organic Surface-active Productsfor Toilet Used	191 815	149 781	-	-
55415200	340119200	Hard Soap In Bars Or Tablets	64 223 972	6 281 579	180 000	67 650
55415900	340119900	Other Products And Preparations Of Organic Surface-active	3 269 289	614 459	-	-
55419000	340120000	Soap In Other Forms	52 069 065	25 053 591	241	300
55421111	340211100	Sulphated Or Sulphonated Oils Or Fats	-	-	9 028	18 985
55421119	340211900	Other Anionic Surface Active Agents	19 462	87 779	15 703	66 769
55421120	340212000	Cationic Surface-active Agents	-	-	51 120	73 357
55421131	340213100	Fatty Alcohol Ethoxylate And NonylAlcohol Etoxylate	-	-	4 732	9 076
55421139	340213900	Other Nonionic Of Organic Surface Active Agents	-	-	34 876	49 874
55421190	340219000	Other Anionic	-	-	68 150	108 508
55422100	340220100	Liquid Washing Preparations, Including Bleaching For Retail Sale	11 400	10 759	-	-
55422210	340220210	Detergents, Liquid	1 925	3 150	101 853	26 964
55422290	340220290	Other Liquid Washing Preparations	2 266	272	-	-
55423100	340290100	Surface Active Preparations	-	-	145 457	515 833
55423200	340290200	Liquid Washing Preparations, Including Bleaching, Not For Retail Sale	-	-	2 243 709	762 744
55423390	340290390	Oth Washing Preparations, Unliquid	-	-	172 502	54 620
55431000	340510000	Polishes, Creams And Similar Prep. For Footwear Or Leather	-	-	2 577	2 872
55433000	340530000	Polishes And Similar PreparationsFor Coachwork,oth Than Metal Polis	-	-	561	1 286
55434900	340540900	Other Scouring Pastes And Powders	-	-	18 007	22 134
55435900	340590900	Other Polishes And Cream, Scouring Pastes And Powders And Similar Pre	-	-	18 608	94 346
56212000	310229000	Other Ammonium Sulphates	32 000	3 934	-	-
56213000	310221000	Ammonium Sulphate Fertilizer	-	-	6 900 000	903 400
56214000	310260000	Double Salt And Mixtures Of Calciumnitrate And Ammonium Nitrate	-	-	5 238 000	889 080
56216000	310210000	Urea, Whether Or Not In AqueousSolution	10 000 000	1 718 500	1 388 000	110 128
56219400	310240000	Mixtures Of Ammonium Nitrate WithCalcium Carbonate	-	-	960 000	163 200
56219900	310290000	Other Mineral Or Chemical Frertili Zer Nitrogeneous	60 000	13 650	-	-
56222000	310310000	Superphosphates	-	-	79 937 400	13 899 418

Tabel 21. Lanjutan
Table Continued

SITC	HS	Komoditi Commodity	Eksport/Export		Impor/Import	
			Berat Bersih Net Weight (Kg)	Nilai FOB FOB Value (US\$)	Berat Bersih Net Weight (Kg)	Nilai CIF CIF Value (US\$)
(1)	(2)	(3)	(4)	(5)	(6)	(7)
56229000	310390000	Other Phosphatic Fertilizer	-	-	22 476 000	1 352 755
56231000	310420000	Potassium Chloride	-	-	305 762 049	54 059 640
56232000	310430000	Potassium Sulphate	-	-	826 102	187 986
56239000	310490000	Other Mineral Or Chemical Fertilizer Containing Potassic	114 500	4 519	18 449 823	3 233 464
56291000	310520000	Mineral Or Chemical Fert.containingnitrogen, Phosphorus And Potassium	-	-	117 364 793	25 717 096
56292000	310560000	Mineral Or Chemical FertilisersContaining Phosphorus And Potassiu	-	-	72 114	12 600
56294000	310540000	Ammonium DihydrogenorthophosphateAnd Mixtures Thereof	-	-	1 490 900	411 548
56295510	310551000	Oth Mineral Or Chemical Fertilizerscontaining Nitrates And Phosphates	-	-	34 670 706	5 450 037
56295590	310559000	Oth Mineral Or Chemical Fertilizerscontaining Nitrogen And Phosphor	-	-	6 841 950	1 616 875
56296200	310510200	Urea	-	-	216 000	53 568
56296300	310510300	Triple Superphosphate (tsp)	-	-	26 943 300	4 675 205
56299000	310590000	Other Mineral Or Chemical Fertilize Containing Two Fertilizer Element	-	-	17 724 000	2 401 872
57111200	390110200	Polyethylene With A Specific Gravi-ty OfLt. 0.94; Granules	1 000	254	6 809 692	5 964 873
57111900	390110900	Polyethylene With A Specific Gravi-ty OfLt. 0.94; Other Form	-	-	492 888	451 957
57112100	390120100	Polyethylene >= 0.94 Liquids OrPastes	-	-	2 700	11 610
57112200	390120200	Polyethylene With A Specific Gravi-ty Of >= 0.94; Granules	-	-	6 417 481	5 774 192
57112900	390120900	Polyethylene With A Specific Gravi-ty Of >= 0.94; Other Form	24 411	14 416	3 376 762	2 202 775
57120200	390130200	Ethylene-vinyl Acetate Copolymers, Granules	-	-	568 162	355 363
57211900	390311900	Polystyrene, Expansible In Other Forms	562	3 650	48 000	42 940
57219190	390319190	Oth Polystyrene, High Impact, In Other Form	-	-	189 000	220 825
57299900	390390900	Oth Polymers Of Styrene In Other Forms	27 600	6 161	-	-
57311910	390410910	Pvc Resin Emulsion Process In Powder Form	-	-	845 980	177 660
57311990	390410990	Other Polyvinyl Chloride	135	85	97 046	85 227
57312100	390421100	Non Plasticised Of Other Polyvinyl Chloride Liquids Or Pastes	-	-	90 000	12 911
57313900	390422900	Polyvinyl Chloride Plasticised InOther Forms	847	2 271	1 849	5 588
57399900	390490900	Other Polymers Of Vinyl Chloride Inother Forms	-	-	1 988 000	417 480
57419191	390720191	Polyol	-	-	710 217	563 115
57420110	390730110	Epoxide Resin In Dispersions Or So-lutions	-	-	8 760	21 398

Tabel 21. Lanjutan
Table Continued

SITC	HS	Komoditi Commodity	Eksport/Export		Impor/Import	
			Berat Bersih Net Weight (Kg)	Nilai FOB FOB Value (US\$)	Berat Bersih Net Weight (Kg)	Nilai CIF CIF Value (US\$)
(1)	(2)	(3)	(4)	(5)	(6)	(7)
57420200	390730200	Epoxide Resins In Granules	-	-	17 763	93 461
57431200	390740200	Polycarbonates In Granules	-	-	19 346	13 632
57431900	390740900	Polycarbonates In Other Forms	-	-	488	2 870
57432100	390750100	Alkyd Resins Liquids Or Pastes	38 000	27 550	-	-
57433300	390760300	Polyethylene Terephthalate In Chips	11 777	14 118	-	-
57434110	390791110	Other Polyesters, Unsaturated, In Dispersions Or Solutions	-	-	1 055	633
57434900	390791900	Other Polyesters, Unsaturated, In Other Forms	-	-	429 382	198 877
57439200	390799200	Other Polyesters In Granules	24 331	15 937	-	-
57511100	390210100	Polypropylene Liquids Or Pastes	18 200	4 246	-	-
57511200	390210200	Polypropylene In Granules	907 259	171 262	1 118 949	989 615
57511900	390210900	Polypropylene In Other Forms	24 743	2 474	186 530	126 801
57513200	390230200	Propylene Copolymers In Granules	-	-	1 473 567	1 316 033
57513900	390230900	Propylene Copolymers In Other Forms	11 735	1 847	68 000	55 420
57519900	390290900	Oth Polymer Of Propylene In OtherForms	-	-	509 616	488 020
57529100	390690100	Other Acrylic Polymes Liquids Or Pastes	-	-	6 365	28 435
57529900	390690900	Oth Acrylic Polymer In Other Forms	-	-	58 371	51 371
57531200	390810200	Polyamides In Primary Forms In Gra-nules	-	-	252 000	489 600
57531300	390810300	Polyamides In Primary Form In Chips	-	-	36 000	59 400
57539900	390890900	Other Polyamides In Other Forms	-	-	372	2 070
57541110	390910110	Urea Resins In Dispersions Or Solu-tions	2 045 546	1 215 687	-	-
57541190	390910190	Urea Resins Other Liquid Forms	35 000	15 581	-	-
57541300	390910300	Urea Formaldehyde Powder	284 896	127 353	25 861	59 395
57543000	390930000	Other Amino-resins	-	-	6 000	10 050
57544900	390940900	Phenolic Resins In Other Forms	-	-	23 654	87 934
57545000	390950000	Polyurethanes	-	-	12 924	25 417
57554310	391231000	Carboxymethylcellulose And Its Salt	-	-	49 103	66 352
57559900	391290900	Other Cellulose And Its DerivatesIn Other Forms	-	-	67 242	132 445
57591990	390519900	Polymers Of Vinyl Acetate In Other Forms	-	-	13 887	13 445
57592590	390530900	Other Polyvinyl Alcohol	-	-	105 000	166 800
57593110	391000110	Silicones In Primary Forms In Dis- Persions Or Solutions	-	-	32 520	46 562
57593190	391000190	Silicones In Primary Forms In Otherliquid Forms	-	-	42 749	45 917
57593900	391000900	Silicones In Primary Forms In Otherforms	2 859	12 866	220 384	630 007
57595000	391390000	Other Natural Polymers, In Primary Forms, Nes	47 071	17 948	2 290	5 943
57596111	391110110	Petroleum Resins In Dispersions Or Solutions	-	-	1	16

Tabel 21. Lanjutan
Table Continued

SITC	HS	Komoditi Commodity	Eksport/Export		Impor/Import	
			Berat Bersih Net Weight (Kg)	Nilai FOB FOB Value (US\$)	Berat Bersih Net Weight (Kg)	Nilai CIF CIF Value (US\$)
(1)	(2)	(3)	(4)	(5)	(6)	(7)
57596190	391110900	Petroleum Resins In Other Forms	-	-	201 133	175 878
57597000	391400000	Ion-exchangers Based On Polymers Ofheadings No. 39.01 To 39.13	-	-	8 111	38 635
57990900	391590900	Waste And A Scrap, Of Plastics, Of Other Polymer Compound	296 335	62 705	-	-
58110910	391710910	Noyax-sausage Casing	-	-	4 061	18 990
58110990	391710990	Artificial Guts Of Other Cellulosicmaterial	-	-	120	2 574
58120210	391721000	Tubes, Pipes And Hoses, Rigid Of Polymers Of Ethylene	-	-	234	2 570
58120220	391722000	Tubes, Pipes And Hoses, Rigid Of Polymers Of Propylene	100	158	-	-
58120230	391723000	Tubes, Pipes And Hoses, Rigid Of Polymers Of Vinyl Chloride	64 470	30 888	9 930	13 044
58120290	391729000	Tubes, Pipes And Hoses, Rigid Of Other Plastics	11 396	1 099	6 713	4 560
58130000	391731000	Flexible Tubes,pipe And Hose,havinga Min. Burst Pressure Of 27.6 Mpa	-	-	3 858	16 819
58140000	391732000	Other Tubes, Not Reinforced Withoutfittings	-	-	49 106	10 583
58150000	391733000	Other Tubes, Not Reinforced With Fittings	-	-	23 030	52 117
58160000	391739000	Other Tubes, Pipes And Hoses	948	5 930	97 775	53 398
58170000	391740000	Fittings	-	-	8 010	61 979
58211100	391910100	Self-adhesive Plate, Sheet, FilmIn Rolls Of Polyethylene	-	-	54 382	74 701
58211900	391910900	Self-adhesive Plate, Sheet, FilmIn Rolls	26 168	36 943	19 662	35 600
58219000	391990000	Self Adhesive Plate, Sheets, FilmOf Plastics In Other Size	1	54	9 070	9 347
58221900	392010900	Other Form Of Polymers Of Ethylene	-	-	75 207	58 749
58222900	392020900	Other Form Of Polymers Of Propylene	228	668	20 960	23 694
58223000	392030000	Plates, Sheets, Film Of Polymers Of Styrene	-	-	13 255	13 776
58224429	392042900	Other Form Of Polymers Of VinylChloride, Flexible	-	-	131 491	97 351
58226100	392061000	Other Plates,sheets And Film OfPolycarbonates	-	-	61 810	66 118
58226990	392069900	Other Tensilized Polyester Film	-	-	4 708	28 196
58228121	392071210	Viscose Tear Off Ribbon	42	136	8 018	100 584
58229999	392099990	Other Plates, Sheet & Film Of Other Plastics	-	-	14 370	13 192
58291100	392111000	Other Plates, Sheets, Film OfPolymers Of Styrene	-	-	15 194	2 337
58291200	392112000	Other Plates, Sheets, Film Of Polymers Of Vinyl Chloride	-	-	628 532	57 260
58291300	392113000	Other Plates, Sheets, Film Of Poly-urethanes	-	-	6 792	44 217

Tabel 21. Lanjutan
Table Continued

SITC	HS	Komoditi Commodity	Eksport/Export		Impor/Import	
			Berat Bersih Net Weight (Kg)	Nilai FOB FOB Value (US\$)	Berat Bersih Net Weight (Kg)	Nilai CIF CIF Value (US\$)
(1)	(2)	(3)	(4)	(5)	(6)	(7)
58291400	392114000	Other Plates, Sheets, Film Of Regenerated Cellulose	-	-	49 602	19 493
58291900	392119000	Other Plates, Sheets, Film Of Other plastics	14 297	4 461	19 409	25 434
58299900	392190900	Other Form Of Amino Resin	5 337	1 250	17 046	15 302
58310900	391610900	Other Monofilament Of Polymer Ethylene	-	-	1 475	7 216
58390910	391690910	Joint/case, protector, liner, button Casing For Other Monofilament	-	-	104	652
58390990	391690990	Other Monofilament	-	-	4 762	19 987
59110000	380810000	Insecticides	976 011	5 711 891	256 589	3 466 245
59120900	380820900	Other Fungicides	18 160	114 387	222 605	945 431
59130110	380830110	Herbicides Put Up For Retail Sale	223 244	2 061 860	357 476	769 426
59130190	380830190	Herbicides Not For Retail Sale	412 243	2 954 302	768 144	3 179 650
59130990	380830990	Other Herbicides, Anti Sprouting Prod. And Plant-growth Regulators	-	-	6 822	13 440
59212000	110812000	Maize (corn) Starch	-	-	977 384	241 642
59213000	110813000	Potato Starch	-	-	21 675	12 183
59214000	110814000	Manioc (cassava) Starch	5 704 347	1 791 329	-	-
59215000	110819000	Other Starches	-	-	36 750	52 602
59217000	110900000	Wheat Gluten, Whether Or Not Dried.	-	-	236 900	212 898
59221000	350110000	Casein	-	-	17 304	85 756
59222000	350190000	Other Caseinates	1 750	350	1 390	5 991
59224000	350300000	Gelatin (including Gelatin In Rectangular And Derivatives)	-	-	31 209	101 489
59225000	350400000	Peptones And Their Derivatives	-	-	18 144	27 960
59226000	350510000	Dextrins And Oth Modified Starches	-	-	386 897	407 186
59227000	350520000	Glues Based On Starches Or On Dex- Trins	1 651	975	7 378	18 043
59229100	350610000	Products Suitable For Use As Glues Or Adhesives	-	-	2 836	2 218
59229919	350691900	Other Product Suitable As Adhesives	29	111	152 558	218 339
59229990	350699000	Other Prepared Glues Or Adhesives	210	16	740 328	1 356 849
59320000	360300000	Safety Fuses; Detonating Fuses; Percussion Or Detonating Caps	-	-	7 193	358 677
59721190	381119000	Other Anti-knock Based On Lead	-	-	89 732	22 787
59725219	381121900	Additives For Lubricating Oils Not For Retail Sale	-	-	60 295	87 725
59725290	381129000	Other Anti-knock Containing Petroleum Oil	-	-	4 762	13 682
59729910	381190910	Rust Preventor And Corrosion In - Hibitor Not For Retail Sale	-	-	1 745	4 357

Tabel 21. Lanjutan
Table Continued

SITC	HS	Komoditi Commodity	Eksport/Export		Import/Import	
			Berat Bersih Net Weight (Kg)	Nilai FOB FOB Value (US\$)	Berat Bersih Net Weight (Kg)	Nilai CIF CIF Value (US\$)
(1)	(2)	(3)	(4)	(5)	(6)	(7)
59729990	381190990	Other Anti Knock Preparation NotFor Retail Sale	5 291	14 998	51 232	240 716
59731000	381900000	Hydraulic Brake Fluid And Oth Prepared Liq. For Hydraulic Transmissio	-	-	8 829	6 768
59733000	382000000	Anti-freezing Prep. And Prepared Delicing Fluids	-	-	348	3 276
59771100	340311100	Lubricating Oil Preparations	-	-	16 685	15 715
59771900	340311900	Oth Lubricating Prep. For Textile, Leather, Furskins	-	-	37 200	155 613
59772000	340319000	Other Lubricating Prep. ContaningPetroleum Oils	6	8	8 273 304	12 870 442
59773000	340391000	Prep. For The Treatment Of Textile Mat'l, Leather,furskin Or Oth Mat'	-	-	3 008	7 008
59774000	340399000	Other Lubricating Preparations	-	-	33 317	34 250
59812000	380400000	Residual Lyes From The Manufacture Of Wood	-	-	114 000	56 400
59813100	380510000	Gum,wood Or Sulphate Turpentine Oil	1 655	986	-	-
59813200	380520000	Pine Oil	-	-	28 800	21 353
59814990	380690900	Other Ester Gums	77 832	31 803	628	423
59818000	380700000	Wood Tar; Wood Tar Oils; Wood Creosote; Wood Naptha	-	-	48 000	11 520
59835000	340420000	Artificial Waxes Of Polyethylene Glycol	185	256	109 703	212 375
59839900	340490900	Other Artificial Waxes	-	-	79 061	188 374
59861100	380110000	Artificial Graphite	-	-	52	1 175
59861300	380130000	Carbonaceous Pastes For Electrodes And Sim'r Pastes For Furnace Linin	-	-	1 730 789	1 901 120
59861900	380190000	Other Artificial Graphite	-	-	20 279	15 434
59863900	381210900	Prepared Rubber Accelerator Not Forretail Sale	2 998	300	333 847	532 036
59864000	380210000	Activated Carbon	5 070 392	3 605 023	55 000	61 500
59865900	380290900	Animal Black Incl. Spent AnimalBlack	40 000	15 169	149 295	58 710
59867000	382100000	Prepared Culture Media For Develop Ment Of Micri-organisms	39 000	20 670	2 556	21 968
59881900	381511900	Other Supported Catalyst With Nickel	-	-	104 015	156 310
59885900	381519900	Supported Catalyst With PreciousMetal For Other Purpose	-	-	14 672	60 726
59891910	380991000	Finishing Agent Of A Kind Used InThe Textile Industry	-	-	3 651	17 551
59891920	380992000	Finishing Agent Of A Kind Used InThe Paper Industry	-	-	1 005 818	279 696
59891930	380993000	Finishing Agent Of A Kind Used InThe Leather Or Like Industries	-	-	12 030	15 714
59893200	381220000	Compound Plasticisers For Rubber Orplastics	1	5	150 195	93 506

Tabel 21. Lanjutan
Table Continued

SITC	HS	Komoditi Commodity	Eksport/Export		Impor/Import	
			Berat Bersih Net Weight (Kg)	Nilai FOB FOB Value (US\$)	Berat Bersih Net Weight (Kg)	Nilai CIF CIF Value (US\$)
(1)	(2)	(3)	(4)	(5)	(6)	(7)
59893390	381230900	Other Anti-oxidising Preparation	3 600	9 372	779 393	1 532 414
59894000	381300000	Prep.and Charges For Fire-extinguisher;charged Fire-extinguish Grena	-	-	74 869	78 891
59896100	381010000	Pickling Preparation For Metal Sur-faces	-	-	89 160	149 684
59896900	381090000	Oth Pickling Preparation For Metal Surfaces	-	-	195 398	241 189
59897000	382440000	Prepared Additives For Cements, Mortars Or Concretes	54	4	111 745	307 799
59899100	382410000	Prepared Binders For Foundry MouldOr Cores	-	-	173 745	170 281
59899790	382479000	Other Mixtures Cont Perhalogenated Prepared Binders Not Cont Acyclic	-	-	90 166	34 358
59899990	382490900	Other Prepared Binders Not Copying Pastes	-	-	3 841 372	6 271 578
61120000	411100000	Composition Leather With A Basis Ofleather Or Leather Fibre	-	-	359	1 940
61130200	410410200	Leather Of Bovine Or Equine Animalsparchment-dressed Or Prepared	1 998	26 821	-	-
61142391	410439100	Parchment Dress Of Calf	1 536	437 676	-	-
61151190	410519000	Sheep Or Lamb Skin Leather, Other- Tanned Or Retanned	11 101	13 072	-	-
61162000	410620000	Goat Or Kid Skin Leather,Parchment-dressed	373	34 118	-	-
61171000	410710000	Leather Of Swine	299	36 306	-	-
61172290	410729000	Other Leather Of Reptiles	27 733	2 117 936	249	2 427
61179000	410790000	Leather Of Other Animals	54 507	765 019	-	-
61220000	420100000	Saddlery And Harness For Any Animal	497	25 565	-	-
61290000	420500000	Other Articles Of Leather Or Of Composition Leather	-	-	4 193	3 162
62111000	400510000	Compound Rubber With Carbon Black Or Silica	-	-	37 360	12 105
62119910	400591000	Plates, Sheets And Strip Of ComPounded Rubber	-	-	28 174	49 274
62119990	400599000	Other Compounded Rubber	-	-	22 427	21 530
62129000	400690000	Other Forms And Article Of Unvulca Nised Rubber	195 702	252 010	1 069	5 874
62131000	400700000	Vulcanised Rubber Thread And Cord.	1 595 492	2 906 353	49 669	19 511
62132110	400811000	Plates, Sheets And Strip Of CelluLar Rubber	-	-	31 550	11 128
62133210	400821000	Plates, Sheets And Strip Of Non-cellular Rubber	-	-	438 773	314 297
62133290	400829000	Other Form Of Vulcanised Rubber	89 567	39 303	5 858	1 809
62141000	400910000	Pipes And Hoses Of Vulcanised Rub- Ber, Not Reinforced	6 707	17 599	698 671	259 006
62142000	400920000	Tubes, Pipes Reinforced Or Otherwis Combined Only With Metal	300	1 400	1 097	5 084

Tabel 21. Lanjutan
Table Continued

SITC	HS	Komoditi Commodity	Eksport/Export		Impor/Import	
			Berat Bersih Net Weight (Kg)	Nilai FOB FOB Value (US\$)	Berat Bersih Net Weight (Kg)	Nilai CIF CIF Value (US\$)
(1)	(2)	(3)	(4)	(5)	(6)	(7)
62143000	400930000	Pipes And Hoses Of Vulcanised Rub- Ber, Reinforced With Tex. Material	-	-	120 907	53 488
62144000	400940000	Pipes And Hoses Of Vulcanised Rub- Ber, Reinforced With Other Materia	-	-	213 965	140 659
62145000	400950000	Pipes And Hoses Of Vulcanised Rub- Ber, With Fittings	-	-	66 397	347 718
62510100	401110100	New Pneumatic Tyres, Of Rubber Of Sedan	356 006	467 228	228 020	172 626
62510900	401110900	New Pneumatic Tyres, Of Rubber Of Other Sedan Car	91 833	134 107	6 499	2 877
62520000	401120000	New Pneumatic Tyres, Of Rubber Of A Kind Used On Buses Or Lorries	1 434 631	2 098 812	181 369	151 401
62530000	401130000	New Pneumatic Tyres, Of Rubber Of A Kind Used On Aircraft	-	-	237	5 468
62541000	401140000	New Pneumatic Tyres Of Rubber, Of A Kind Used On Motorcycles	453 681	969 676	11 606	7 687
62542000	401150000	New Pneumatic Tyres Of Rubber Used On Bicycles	1 554 338	3 146 871	38 781	17 648
62551000	401191000	New Pneumatic Tyres, Of Rubber, Ha-ving A "herring-bone" Or Similar	5 568 498	10 187 819	46 488	44 366
62559000	401199000	Other New Pneumatic Tyres Of Rubber	586 419	1 012 348	1 014 654	388 676
62591000	401320000	Retreated Or Used Pneumatic TyresOf RubberUsed On Bicycles	538 955	1 065 310	366 189	105 705
62591100	401310000	Inner Tube Of Rubber Of A Kind Usedon Motorcars	345 619	785 248	81 910	32 480
62591990	401390900	Inner Tubes Of Rubber For OtherVehicles	50 033	109 714	240 797	96 887
62592000	401210000	Retreaded Tyres	5 614	6 284	-	-
62593000	401220000	Used Pneumatic Tyres	358	171	-	-
62594000	401290000	Other Used Tyres	2 946	6 283	4 815	33 599
62919000	401490000	Other Hygienic Articles Of Rubber	120	497	22 603	59 529
62921110	401011100	Conveyor Belt Or Belting Reinforced Only With Metal, Width >20 Cm	-	-	38	421
62921190	401011900	Other Conveyor Belt Or Belting Reinforced Only With Metal	-	-	3 810	23 580
62921210	401012100	Conveyor Reinforced Textile Mate Rial Width > 20 Cm	-	-	8 149	34 666
62921290	401012900	Other Conveyor Reinforced TextileMaterial	1 059	526	10 692	19 767
62921910	401019100	Other Conveyor Belt Or Belting Width > 20 Cm	-	-	19 110	3 091
62921990	401019900	Other Conveyor Belt Or Belting	645	25 245	96 726	51 148
62922100	401021000	Endless Transmision Belts Of Circumference 60-180 Cm	-	-	2 337	15 521
62922200	401022000	Endless Transmision Belts Of Circumference	65	1 005	378	368

Tabel 21. Lanjutan
Table Continued

SITC	HS	Komoditi Commodity	Eksport/Export		Impor/Import	
			Berat Bersih Net Weight (Kg)	Nilai FOB FOB Value (US\$)	Berat Bersih Net Weight (Kg)	Nilai CIF CIF Value (US\$)
(1)	(2)	(3)	(4)	(5)	(6)	(7)
		180-200 Cm				
62922900	401029000	Other Transmission Belts Or Belting	154	22	31 751	63 633
62991000	401700000	Hard Rubber (for Example, Ebonite) In All Form	1 666 233	58 846	3 154	72 155
62999100	401691000	Floor Coverings And Mats OfVulcanised Rubber	-	-	554	855
62999200	401692000	Erasers	-	-	117	134
62999300	401693000	Gaskets, Washers And Other Seals	-	-	73 150	463 790
62999400	401694000	Boat Or Dock Fenders, Whether Or Not Inflatable	-	-	951	1 106
62999500	401695000	Other Inflatable Articles	-	-	4 948	67 450
62999911	401699110	Rubber Stopper For PharmaceuticalVials	65 211	2 002	-	-
62999933	401699330	Vulcanised Rubber For Parts Of Motor Vehicles	-	-	4 754	2 455
62999939	401699390	Other Parts Of Rubber For Vehicle	-	-	395	2 578
62999991	401699910	Precured Tread Rubber Other ThanHard Rubber	112 129	11 687	200 446	148 533
62999999	401699990	Other Articles Of Vulcanized Rubber Other Than Hard Rubber	792 736	1 983 667	22 190	446 172
63311000	450310000	Corks And Stoppers	2 521	600	-	-
63319000	450390000	Other Articles Of Natural Cork	-	-	2 881	6 500
63329000	450490000	Other Agglomerated Cork	-	-	9 696	5 943
63411900	440810900	Other Veneer Sheets Of Coniferous	-	-	10 527	16 707
63412311	440831100	Veneer Sheets Of Dark Red MerantiIn Rotary Shelled	33 328	34 294	-	-
63412319	440831900	Other Veneer Sheets Of Dark Red Me Ranti	156 724	132 679	-	-
63412399	440839900	Other Veneer Sheets Of TropicalWood In Other Forms Nes	44 100	21 273	-	-
63412910	440890100	Veneer Sheets Of Other Wood, Peeledby Rotaring	14 117	9 360	-	-
63412990	440890900	Oth Veneer Sheets Of Other Woods	25 223	25 643	135 538	299 655
63421000	441300000	Densified Wood, In Blocks, Plates, Strips Or Profile Shapes	60 812 630	54 588 310	397	299
63422100	441011000	Waferboard, Including Oriented Strand Board	528 497	178 944	292 820	65 624
63422900	441019000	Other Particle Board And Similar Board Of Wood	10 950 130	1 669 362	110 788	72 029
63423000	441090000	Particles Board And Similar BoardOf Other Ligneous Materials	28 639	25 780	16 000	3 314
63431300	441213000	Plywood With At Least One Outer Ply Of Tropical WoodLt. 6 Mm Thickne	97 956 697	56 886 095	521 016	177 835
63431400	441214000	Other PlywoodLt. 6 Mm Thickness, W/At Least One Ply Of Nonconifero	48 322	29 174	-	-
63439100	441219100	Plywood With Outer Ply Of Teak	266 473	252 690	-	-

Tabel 21. Lanjutan
Table Continued

SITC	HS	Komoditi Commodity	Eksport/Export		Import/Import	
			Berat Bersih Net Weight (Kg)	Nilai FOB FOB Value (US\$)	Berat Bersih Net Weight (Kg)	Nilai CIF CIF Value (US\$)
(1)	(2)	(3)	(4)	(5)	(6)	(7)
63439900	441219900	Other Plywood With Outer Ply Of Other Woods	16 648 311	13 500 894	3 674	962
63441200	441222000	Other Plywood With At Least One Ply Tropical Wood Cont Particle Board	58 500	24 330	-	-
63441300	441223000	Other Plywood With At Least One Ply Of Non-coniferous Wood	827 202	362 645	-	-
63441900	441229000	Other Plywood Cont Particle Wood W/ At Least 1 Ply Tropical Wood	117 970	57 268	73 640	27 014
63449990	441299000	Other Plywood, Nes	179 941	71 489	189 326	57 630
63451900	441119000	Other Fibreboard Of A Density > 0.8 G/cm3	-	-	15 594	8 052
63452100	441121000	Not Mechanically Worked Or Surface Of Fibreboard, Density 0.5-0.8g/cm3	52 442 402	11 467 754	-	-
63452900	441129000	Other Fibreboard Of A Density 0.5 - 0.8 G/cm3	36 360	33 789	2 995	2 506
63453900	441139000	Other Fibreboard Of A Density 0.35 - 0.5 G/cm3	-	-	61	120
63491110	440410100	Chip Wood Of Coniferous Species	118 542	82 640	-	-
63491122	440410220	Split Poles Or Piles Of Pine	33 264	23 950	-	-
63491190	440410900	Other Worked Woods Of Coniferous Sp	146 100	70 248	-	-
63491224	440420240	Split Poles Or Piles Of Balau/ Damar Laut; Bangkirai;	100 012	112 094	-	-
63493000	440500000	Wood Wool; Wood Flour.	1 511 458	425 277	84 955	88 180
63511110	441510110	Case, Boxes, Crates, Drums, And Similar Packing Of Plywood	45 351	16 314	-	-
63511190	441510190	Other Case, Boxes, Crates, Drums, And Similar Packing	30 944	18 247	-	-
63512100	441520100	Pallets, Boxpallets And Other Load Board Of Plywood	253 523	85 959	-	-
63512900	441520900	Other Pallets, Boxpallets And Other Load Board	30 064 516	12 731 836	12	202
63520000	441600000	Casks, Barrels, Vats, Tubs And Oth. Coopers' Products	69 169	32 299	-	-
63531000	441810000	Windows, French-windows And Their Frames Of Woods	485 389	435 734	-	-
63532000	441820000	Doors And Their Frames And Thres-Holds Of Woods	31 074 997	29 808 833	4 384	11 238
63533000	441850000	Shingles And Shakes	6 447	5 800	-	-
63539000	441890000	Other Builders Of Woods	83 562 430	53 619 591	69 763	50 425
63539300	441830000	Parquet Panel Of Woods	14 416 882	13 877 879	23 840	3 400
63541000	441400000	Wooden Frames For Paintings, Photo-graphs Or Similar Objects	1 007 324	598 657	28 321	17 759
63542100	441900100	Chop Sticks Of Woods	74 266	37 066	-	-
63542900	441900900	Other Tableware Of Woods	372 935	194 008	414	207
63549100	442010000	Statuettes And Other Ornaments, Of Woods	7 721	6 426	2 947	2 116

Tabel 21. Lanjutan
Table Continued

SITC	HS	Komoditi Commodity	Eksport/Export		Impor/Import	
			Berat Bersih Net Weight (Kg)	Nilai FOB FOB Value (US\$)	Berat Bersih Net Weight (Kg)	Nilai CIF CIF Value (US\$)
(1)	(2)	(3)	(4)	(5)	(6)	(7)
63549900	442090000	Other Wood Marquetry,cases For Cut-tery, Etc,not Falling In Chapter 9	45 742	59 109	1 905	1 128
63591000	441700000	Tools, Tool Bodies, Tool Handles Ofwood	3 847 286	1 539 105	-	-
63599100	442110000	Clothes Hangers Of Woods	50 130	59 570	6	5
63599910	442190100	Wood Paving Block	2 233 938	2 612 691	-	-
63599940	442190400	Blind And Blind Fittings	31	74	728	787
63599960	442190600	Tooth Picks	-	-	1 814	1 892
63599970	442190700	Spools, Cups, Bobings, SewingThread Reels Of Turned Wood	16 000	12 739	-	-
63599990	442190900	Other Article Of Wood	120 165	67 772	10 162	5 231
64110100	480100100	Newsprint, In Rolls Or Sheets;white	-	-	1 127 042	610 166
64121000	480210000	Hand-made Paper And Paperboard	23 069	16 188	6 075	57 755
64122000	480220000	Paper And Paperboard Of A Kind Usedas A Base For Photo-sensitive	29 342	22 646	-	-
64125000	480251000	Other Paper And Paperboard Not Con Taining Fibres, WeightLt. 40 G/m ²	23 116	21 112	-	-
64126200	480252200	Woodfree Writing/printing Paper	1 061 456	642 160	70	253
64126900	480252900	Other Paper, 40 GLt. WeightLte. 150 G	13 383	24 321	-	-
64127000	480253000	Other Paper Weighing > 150 G/m ²	38 958	26 990	-	-
64131100	480910000	Carbon And Similar Copying Papers	-	-	71	2 426
64132190	481011190	Other Securities Paper	25 800	7 566	30 004	246 032
64132200	481011200	CoatedWriting And Printing PaperLt. 150 G	84 823	59 267	345 673	499 643
64132900	481011900	Other Writing And Printing PaperLt. 150 G	-	-	20 910	18 819
64134000	481021000	Light-weight Coated Paper	-	-	28	276
64141100	480411000	Kraftliner Unbleached	606 728	316 077	329 504	1 204 287
64141900	480419000	Other Kraftliner	-	-	2 504 984	1 202 390
64142110	480421100	Paper For Cement And FertilizerSack, Unbleached	528 039	122 577	5 064 599	3 083 565
64146110	480431100	Wetstrength 40 Gram - 60 Gram, For Plywood Adhesive Tape	11 186	18 175	1 307 924	1 490 074
64146910	480439100	Other Wetstrength 40 Gram - 60 Gramfor Plywood Adhesive Tape	-	-	99 380	114 982
64152000	480530000	Sulphite Wrapping Paper	244	140	156	150
64154900	480529000	Other Multiply Paper And Paperboard	-	-	56	65
64155000	481390000	Other Cigarette Paper	-	-	449 405	674 790
64156100	480540000	Filter Paper And Paperboard	8	12	884	412
64156200	480550000	Felt Paper And Paperboard	331	335	-	-
64163200	480300200	Tissue Paper	-	-	847	9 013

Tabel 21. Lanjutan
Table Continued

SITC	HS	Komoditi Commodity	Eksport/Export		Impor/Import	
			Berat Bersih Net Weight (Kg)	Nilai FOB FOB Value (US\$)	Berat Bersih Net Weight (Kg)	Nilai CIF CIF Value (US\$)
(1)	(2)	(3)	(4)	(5)	(6)	(7)
64163900	480300900	Other Toilet Paper	-	-	59	26
64169900	480890900	Other Corrugated Paperboard	1 020	28 866	-	-
64171000	481131000	Paper And Paperboard Bleached, Weighing More Than 150 G/m	-	-	572	289
64172200	481139200	Paper Coated, Bleached For FormicaAnd Plywood Industries	1 629 489	3 174 455	443 534	893 361
64172900	481139900	Other Bleached Paper Or Paperboard Coated With Plastics	153 615	292 594	-	-
64173000	481110000	Tarred, Bituminised Or Asphalted Paper And Paperboard	186 042	357 142	97 278	193 800
64176000	481039000	Other Kraft Paper Not For WritingOr Printing	-	-	42 422	13 980
64177100	481091000	Multi-ply Paper And Paperboard	192 303	73 540	-	-
64177900	481099000	Other Paper And Paperboard	25	445	-	-
64178190	481121900	Other Self-adhesive Paint Masking Tape	-	-	700	398
64178900	481129000	Other Gum Or Adhasive Paper AndPaperboard	70 584	143 130	1	248
64179100	481140000	Paper And Paperboard, Coated,impregnated Or Covered With Wax	219 316	413 998	36 335	83 350
64179950	481190500	Pattern Paper For Formica Industry	-	-	2 988	15 976
64179990	481190900	Other Paper Cellulose Wadding Webs Of Cellulose Fibre	50 446	98 627	140 291	500 225
64191000	480710000	Paper And Paperboard, LaminatedWith Bitumen, Tar Or Asphalt	884 750	291 195	-	-
64192000	480790000	Other Composite Paper And PaperBoard Not Surface Coated	34 000	11 000	-	-
64194200	481420000	Wallpaper And Similar Wall Coveringwith A Grained Or Embossed	-	-	8 280	5 744
64194900	481490000	Other Wallpaper And Similar	-	-	86 924	52 848
64211000	481910000	Cartons, Boxes And Cases, Of Corrugated Paper Or Paperboard	11 261	21 666	4 649	5 532
64212000	481920000	Folding Cartons, Boxes And Cases,Of Non-corrugated Paper	121 756	81 872	3 194	3 735
64213900	481930900	Sacks And Bags For Other Purposes	-	-	11	6
64214900	481940900	Oth Sacks And Bag For Other Purpose	48 219	80 708	-	-
64215000	481950000	Other Packing Containers, Includingrecord Sleeves	2 660	4 475	-	-
64216000	481960000	Boxes File, Letter Trays, StorageBoxes And Similar Articles	75	161	-	-
64221000	481710000	Envelopes	73	180	-	-
64223000	481730000	Boxes, Pouches, Wallets And Writingcompendiums	73	861	9 652	30 820

Tabel 21. Lanjutan
Table Continued

SITC	HS	Komoditi Commodity	Eksport/Export		Impor/Import	
			Berat Bersih Net Weight (Kg)	Nilai FOB FOB Value (US\$)	Berat Bersih Net Weight (Kg)	Nilai CIF CIF Value (US\$)
(1)	(2)	(3)	(4)	(5)	(6)	(7)
64231000	482010000	Registers, Account Books, Note Book and Similar	68 411	89 021	5 136	4 387
64232000	482020000	Exercises Books	54 710	69 007	-	-
64235000	482050000	Albums For Samples Or For Collecti- ons	-	-	857	225
64239000	482090000	Other Articles Of Stationary	-	-	8 717	4 307
64241100	481310000	Cigarette Paper In The Form Of Bloklets Or Tubes	1 009	3 824	-	-
64241200	481320000	Cigar. Paper In Rolls Of Width Lt. 5	2 123	2 519	473 686	1 596 220
64242100	481610000	Carbon Or Similar Copying Papers Other Than Heading 48.09	-	-	2 186	2 396
64242300	481630000	Duplicator Stencils Other Than Heading 48.09	-	-	318	186
64244100	482311000	Self-adhesive Paper	-	-	601	14 001
64244900	482319000	Other Gums Or Adhesive Paper	18	56	57 971	151 310
64248100	482351000	Other Paper And Paperboard Printed, embossed Or Perforated	10 628	8 474	-	-
64248900	482359000	Other Paper And Paperboard For Writing	66 283	52 714	-	-
64291900	482290000	Bobbins, Spools Of Paper For Other Purpose	-	-	154 918	295 298
64293000	482360000	Trays, Dishes, Plates, Cups And The like, Of Paper Or Paperboard	26 352	2 661	3 087	1 573
64294200	481820000	Handkerchiefs, Cleansing Or Facial Tissues And Towel	27 627	22 863	917	672
64294500	481850000	Articles Of Apparel And Clothing Accessories	-	-	1 548	556
64294900	481890000	Other Sanitary Paper	23	342	11 889	5 092
64295000	481840000	Sanitary Towels And Tampons, Napkin and Napkins Liners	-	-	148 747	338 016
64299710	482370100	Paper Gaskets And Washers	-	-	10 508	8 390
64299790	482370900	Other Moulded Or Pressed Articles	-	-	32 932	151 508
64299940	482390400	Base Paper Of Printed Cork Tipping for Cigarettes Industry	-	-	42 298	88 825
64299990	482390900	Other Paper Or Paperboard Of Cellu-lose Fibre	196 822	75 000	-	-
65121900	520419000	Cotton Sewing Thread Not For Retail Sale Containing Lt. 85% Cotton	-	-	7 433	5 632
65133119	520511900	Uncombed Fibre Yarn >= 85% Cotton, Lt. 14 Metric Number , Other	2 231	936	-	-
65133121	520512100	Uncombed Fibre Yarn >= 85% Cotton, 14 Lt. met. nbr Lt. 43, unbleach, not M	52 254	128 700	-	-
65133241	520524100	Combed Fibre Yarn >= 85% Cot. 52 Lt. Met. nbr Lt. 80, unbleach, not Me	16 329	53 150	-	-
65141110	540110110	Sewing Thread Of Nylon Or Other -Polyamides Not For Retail Sale	-	-	8 461	9 462

Tabel 21. Lanjutan
Table Continued

SITC	HS	Komoditi Commodity	Eksport/Export		Impor/Import	
			Berat Bersih Net Weight (Kg)	Nilai FOB FOB Value (US\$)	Berat Bersih Net Weight (Kg)	Nilai CIF CIF Value (US\$)
(1)	(2)	(3)	(4)	(5)	(6)	(7)
65143190	550810190	Other Synthetic Staple Fibre Not For Retail Sale	-	-	16	182
65163990	540249900	Other Yarn Of Other Materials ForOther Uses	8 730	13 971	8 000	73 168
65169190	540261900	Multiple Nylon Yarn For Other Uses	-	-	5	53
65176200	540342000	Multiple YarnLt.67decitex Of Cellulose Acetate	-	-	1 337 234	4 466 484
65176900	540349000	Multiple YarnLt.67decitex Of OtherArtificial Filament	406	975	-	-
65188100	540410000	Synthetic Monofilament Of >=67 Decitex	-	-	37 728	17 261
65188900	540490000	Other Syntetic Textile Materials	-	-	3 107	17 899
65195200	701912000	Rovings Of Glass Fibres	-	-	40 000	14 900
65195900	701919000	Slivers, Yarn And Other ChoppedStrands	-	-	52 122	15 429
65221900	520819000	Other Fabrics Unbleached	2 760	4 066	-	-
65222100	520911000	Plain Weave Unbleached Weight > 200 G/m2, Containing >=85% Cotton	6 843	18 339	-	-
65243000	520942000	Plain Weave Of Yarns Of Diff.colourdenim > 200gr/m2	3 000	8 916	-	-
65251100	521021000	Plain Weave Bleached WeightLt. 200g/m2, ContainingLt. 85% Cotton	252	1 562	-	-
65293900	521214900	Oth.woven Fabrics Of Cott Lte.200gr/m2of Other Yarn Of Diff Colours	8 574	3 553	-	-
65297900	521224900	Oth.woven Fabrics Of Cott Lte.200gr/m2of Other Of Yarn Of Diff Colours	17 576	9 079	-	-
65315200	540752000	Woven Fabr,contain>=85%of Textured Polyester Filament Dyed	765	825	-	-
65315400	540754000	Woven Fabric Printed Cont >=85% Textured Polyester	8 725	37 328	-	-
65317110	540771100	Other Woven Fabric Containing>= 85%of Synthetic Filament Unbleached	-	-	17 875	46 855
65317200	540772000	Other Woven Fabric Containing>= 85%of Synthetic Filament Dyed	55	215	-	-
65317900	540769000	Other Woven Fabric Cont >=85% Poly Ester Filament	11 002	46 935	-	-
65331110	551311000	Wov Fabric Con Lt.85%of Polyester Stapfibres,plain Weave Mix With Cott	261	1 419	-	-
65334190	551419000	Other Woven Fabrics Cont Lt.85% Of Synthetic Staple Fib With Cot>170gr	4 493	4 513	-	-
65419900	500790900	Other Fabrics, Nes	2 948	4 244	-	-
65495000	580190000	Other Woven Pile Of Other Textile Materials	23	30	-	-
65496000	580220000	Terry Towelling And Similar Of Oth.textile Materials	-	-	52 779	11 248
65512190	600121900	Other Looped Pile Fabrics Of Cotton	1	1	-	-

Tabel 21. Lanjutan
Table Continued

SITC	HS	Komoditi Commodity	Eksport/Export		Impor/Import	
			Berat Bersih Net Weight (Kg)	Nilai FOB FOB Value (US\$)	Berat Bersih Net Weight (Kg)	Nilai CIF CIF Value (US\$)
(1)	(2)	(3)	(4)	(5)	(6)	(7)
65522900	600230900	Oth Knitt/croch Fabr Width > 30cm W/ >=5% Of Weight Bleached, Mercsd	190	4 251	-	-
65613219	580632190	Webbing Of Man Made Fibre For Otheruse	9 377	46 902	-	-
65613290	580632900	Other Webbing Of Man Made Fibre	42 862	6 431	-	-
65613990	580639900	Other Webbing Of Textile Materials	-	-	858	557
65614000	580640000	Fabrics Consisting Of Warp Without Weft Assemb By Means Of An Adhesiv	-	-	4	484
65641000	580410000	Tulles And Other Net Fabrics	-	-	1 666	37 730
65642900	580429000	Mechanically Of Oth Textil Material	24 298	3 788	1 619	1 547
65719900	560290900	Other Felt,not Imprenated,coveredOr Laminated	-	-	3 168	6 518
65720100	560311000	Non Woven Fabric WeighingLt. 25 G/m [∞] Of Man-made Filament	11 024	22 034	3 292	1 550
65720200	560312000	Non Woven Fabric Weighing 25 - 70 G/m [∞] Of Man-made Filament	-	-	7 600	15 000
65720300	560313000	Non Woven Fabric Weighing 70 - 150 G/m [∞] Of Man-made Filament	-	-	528	249
65720400	560314000	Non Woven Fabric Weighing > 150 G/m Of Man-made Filament	-	-	6 400	52 374
65720910	560391000	Other Non Woven Fabric WeighingLt.25 G/m [∞]	8 897	23 832	-	-
65720940	560394000	Other Non Woven Fabric Weighing >150 G/m ²	-	-	478	1 324
65731900	590190000	Tracing Cloth;prepared Painting Canvas And Similar	27 658	15 605	-	-
65732100	590310000	Textile Fabrics Impregnated,coated With Polyvinyl Chloride	-	-	180	502
65732200	590320000	Textile Fabrics Impregnated,coated With Polyurethane	-	-	5 124	14 186
65732900	590390000	Textile Fabrics Impregnated,coated With Other Plastics	-	-	1 662	2 377
65733990	590699000	Other Rubberised Textile Fabrics	-	-	640	9 811
65751100	560710000	Twine Of Jute Or Other Textile Bast Fibres Of Heading 53.03	12 414	28 013	-	-
65751290	560729000	Other Binder Of Oth Fibre Of Genus Agave	-	-	10 419	3 804
65751410	560741000	Binder Or Baler Twine Poliethylene	-	-	17 600	3 891
65751490	560749000	Other Binder Of Polypropylene	-	-	31 474	15 771
65751500	560750000	Twine, cordage And Cable Of Other-Synthetic Fibres	48 701	88 321	556	3 419
65751900	560790000	Oth Twine, cordage And Cable Coveredwith Rubber Or Plastics	11 299	24 202	50 226	20 617
65752110	560811000	Made Up Fishing Net Of Textile Mat.	4 852	22 242	99 750	65 014
65752190	560819000	Other Made Up Nets Of Tex Materials	-	-	5 560	7 011

Tabel 21. Lanjutan
Table Continued

SITC	HS	Komoditi Commodity	Eksport/Export		Impor/Import	
			Berat Bersih Net Weight (Kg)	Nilai FOB FOB Value (US\$)	Berat Bersih Net Weight (Kg)	Nilai CIF CIF Value (US\$)
(1)	(2)	(3)	(4)	(5)	(6)	(7)
65752900	560890000	OtherKnittedNetting Of Twine,Cordage Or Rape	254	381	-	-
65759000	560900000	Articles Of Yarn, Strip OrTheLike Of Heading 54.04 Or 54.05	505 978	1 113 168	23 277	21 752
65762000	650200000	Hat-shapes, Plaited Or Made By Assembling Strips Of Any Material	317	2 196	-	-
65771300	560130000	Textile Flock And Dust And Mill Nep	-	-	6 000	13 580
65772000	590800000	Text. Wicks,woven,plaited Or Knitt.for Lamps,stoves,lighters,candles	-	-	6 084	11 231
65773100	591110000	Textile Fabrics,felt Woven FabricUsed For Card Clothing	-	-	63	113
65773200	591120000	Bolting Cloth,whether /not Made Up	-	-	1 056	20 550
65773310	591131000	Textile Fabrics And Felt Use In -Paper Making Weighing Lt. 650 Gr/m2	-	-	289	53 975
65773320	591132000	Textile Fabrics And Felt Use In -Paper Making Weighing > 650 Gr/m2	-	-	804	75 570
65773400	591140000	Straining Cloth Of A Kind Used InOil Presses Or The Like	-	-	916	23 200
65773900	591190000	Other Of Textile Products & Articlefor Technical Uses	-	-	7 812	102 487
65781000	560410000	Rubber Thread And Cord, Textile -Covered	35 441	68 179	-	-
65791100	590900100	Fire Hoses	-	-	6 264	7 172
65791900	590900900	Other Hosepipng And Similar	-	-	49 630	38 559
65792000	591000000	Transmission Or Conveyor Belts OrBelting, Of Textile Material	-	-	611	14 841
65793111	590210110	RubberisedTyreCordOfNylonChafer Canvas Type	-	-	50 645	208 718
65793119	590210190	RubberisedTyreCordOfNylonOther Type	-	-	270 486	975 054
65793211	590220110	RubberisedTyre CordOf Polyesterchafer Canvas Type	-	-	2 144	35 439
65793219	590220190	RubberisedTyre CordOf Polyesterother Type	-	-	1 693	22 482
65811000	630510000	Sacks And Bags Of A Kind Used ForPacking Of Goods Of Jute	1 442	1 046	666 353	346 330
65812900	630520900	Other Sacks And Bags Of Cotton	162	93	-	-
65813290	630532900	Sacks And Bags Of A Kind Used ForPack. Of Other Man Made Text.mater.	21 600	54 450	7 920	7 354
65813310	630533100	Sacks & Bag Of Akind Used For Pack.of Good Of Polyethylene,knit/croch.	30 012	23 351	-	-
65813390	630533900	Sacks & Bag Of Akind Used For Pack.of Good Of Polyethyl.not Knit/croch	34 961	46 585	-	-
65819100	630590100	Knitted Or Crocheted Of Oth Textilematerials	4 931	4 276	-	-
65821100	630611000	Tarpaulins, Awnings And SunblindsOf Cotton	2 022	987	-	-

Tabel 21. Lanjutan
Table Continued

SITC	HS	Komoditi Commodity	Eksport/Export		Impor/Import	
			Berat Bersih Net Weight (Kg)	Nilai FOB FOB Value (US\$)	Berat Bersih Net Weight (Kg)	Nilai CIF CIF Value (US\$)
(1)	(2)	(3)	(4)	(5)	(6)	(7)
65821900	630619000	Tarpaulins, Awnings And Sunblinds Of Other Textile Materials	9 765	5 077	-	-
65822900	630629000	Tents Of Other Textile Materials	6 142	1 081	-	-
65824990	630649900	Other Pneumatic Mattresses Of Othertextile Materials	-	-	390	216
65832000	630130000	Blankets (other Than ElectricBlanket) & Travelling Rug Of Cotton	25	489	-	-
65833100	630140100	BlanketsOfSyntheticFibres Of Nonwoven Fabrics	79	416	-	-
65833900	630140900	Other Blankets Of SyntheticFibres	412	5 522	-	-
65839900	630190900	Other Blankets And Travelling Rugs	532	3 444	246	91
65841000	630210000	Bed Linen, Knitted Or Crocheted	6	136	-	-
65846599	630259900	Other Table Linen Of Other Textile Materials Other Than Batik	-	-	2 926	2 205
65847690	630260900	ToiletLinenAndKitchenLinen Other Than Batik	124	425	-	-
65851110	630311000	Curtains Knitt Or Crocheted Of Cott	26 000	13 000	-	-
65851190	630319000	CurtainsKnitted Or CrochetedOf Other Textile Materials	7 470	1 105	-	-
65851910	630391000	Curtains Not Knitted Or CrochetedOf Cotton	3 944	1 776	-	-
65851990	630399000	Curtains Not Knitted Or CrochetedOf Other Textile Materials	-	-	2	1
65852990	630419900	Bedspreads Of Other Fibre	1 460	196	-	-
65859900	630499000	Other FurnishingArticlesOfNotknitt/crocheted,of Oth Textile Mat	4 110	553	-	-
65892900	630710900	Oth.floor-cloth,dish-cloths,dusters	760	2 178	-	-
65893911	630790110	Oth.made Up Articles Of Felt Impregnated With Tar	3 967	6 595	-	-
65893990	630790900	Other Than Made Up Articles	45 261	90 473	-	-
65899000	630800000	Sets Consisting Of Woven Fab & Yarnfor Making Up Into Rug,tapestries	2 048 814	1 277 085	-	-
65911000	481500000	Floor Covering On A Base Of PaperOr Of Paperboard	-	-	1 299	1 327
65921000	570110000	Carpet And The Like Of Wool Or Fineanimal Hair	2	50	-	-
65929000	570190000	Carpet And The Like Of Oth Textile Materials	23 500	5 656	-	-
65949990	570390990	Carpets And The Like Of Oth Matrial	4 926	8 953	-	-
65952320	570232000	Carpt&the Like Pile Con Not Made Upof Man-made Textile Materials	-	-	13 155	6 423
65969900	570500900	Other Carpets Of Other Materials	-	-	287	106
66121000	252310000	Cement Clinker	-	-	521 900	120 037

Tabel 21. Lanjutan
Table Continued

SITC	HS	Komoditi Commodity	Eksport/Export		Impor/Import	
			Berat Bersih Net Weight (Kg)	Nilai FOB FOB Value (US\$)	Berat Bersih Net Weight (Kg)	Nilai CIF CIF Value (US\$)
(1)	(2)	(3)	(4)	(5)	(6)	(7)
66122291	252329100	Portland Cement Type I	-	-	55 908 694	1 552 537
66123000	252330000	Aluminous Cement ("ciment Fondu")	-	-	231 000	79 045
66131000	680100000	Setts, Curbstones And Flagstones, of natural Stone (except Slate)	43 298	6 225	21 017	10 272
66132100	680300100	Slab And Roofing Slates	-	-	7 214	3 216
66132900	680300900	Other Than Slab And Roofing Slates	-	-	18 000	3 397
66133100	680210100	Tiles & Similar Articles Of Marbles	-	-	21	3
66134000	680221000	Marble, Travertine And Alabaster	192 957	72 703	-	-
66135310	680223100	Granite, Width Sheet, Polished	-	-	365 760	80 054
66135390	680223900	Granite, Other Width Sheet, Not Polished	-	-	1 180	438
66135900	680229000	Other Stone Simply Cut Or Sawn	3 600	947	252 000	40 200
66136000	680291000	Other Marble, travertine & Alabaster	-	-	262 138	34 874
66139300	680293000	Other Granite	-	-	20 005	6 151
66139900	680299000	Other Stone	-	-	6 750	1 289
66181100	680710000	Articles Of Asphalt In Rolls	-	-	640 594	171 198
66181900	680790000	Articles Of Asphalt Or Of Similar Material Other Than In Roll	-	-	43 743	13 087
66183200	681120000	Other Sheets, Panels, Tiles And Similar Articles Of Asbestos-cement	-	-	22 751	6 901
66231000	690100000	Bricks, blocks, tiles And Oth. ceramic goods Of Siliceous Fossil Meals	1 092	39	-	-
66232100	690210000	Refractory Bricks, Blocks, Tiles Containing By Mg, ca, cr > 50 %	-	-	752 286	575 678
66232200	690220000	Refractory Bricks, Blocks, Tiles Containing By Al ₂ O ₃ , si O ₂ > 50%	-	-	1 976 045	3 892 417
66232900	690290000	Other Refractory Bricks, blocks, tile	36 611	94 138	2 049 964	943 310
66233000	381600000	Refractory Cement, mortars, concretes and Similar Compositions	-	-	6 150 589	2 725 303
66242900	690590000	Other Chimney Pots, cowls Etc	-	-	12 963	7 548
66244100	690710000	Unglazed Tile, Cube & Sim. articles, in Asquare The Side Of Which Lte.	-	-	318 307	43 238
66244900	690790000	Oth Unglazed Tile, Cube And Similar articles, whether Or Not Rectangular	-	-	27 600	5 236
66245100	690810000	Glazed Tile, Cube & Sim. Articles, In Asquare The Side Of Which Lte.	195 140	81 322	8 646 025	1 684 254
66245900	690890000	Oth Glazed Tile, Cube And Similar Articles, whether Or Not Rectangular	5 679 388	1 969 596	5 275 689	989 474
66311000	680410000	Millstones And Grindstones For Milling, Grinding Or Pulping	632	1 356	526 340	91 088
66312100	680421000	Other Millstones, Grindstones Of Diamond	-	-	153	235

Tabel 21. Lanjutan
Table Continued

SITC	HS	Komoditi Commodity	Eksport/Export		Impor/Import	
			Berat Bersih Net Weight (Kg)	Nilai FOB FOB Value (US\$)	Berat Bersih Net Weight (Kg)	Nilai CIF CIF Value (US\$)
(1)	(2)	(3)	(4)	(5)	(6)	(7)
66312200	680422000	Other Millstones, Grindstones Of Ceramics	-	-	28 066	58 332
66312300	680423000	Other Millstones, Grindstones Of Natural Stone	11 800	6 277	175 947	77 406
66313000	680430000	Hand Sharpening Or Polishing Stones	-	-	454 058	171 227
66321000	680510000	Abrasive Powder On A Base Of Woven Textile Fabric Only	-	-	2 370	2 986
66322100	680520100	Polishing Disc On A Base Of Paper Or Paperboard	-	-	225	2 310
66322900	680520900	Other Abrasive Powder On A Base Of Paper Or Paperboard	-	-	108 747	94 696
66329100	680530100	Polishing Disc On A Base Of Other Materials	2 000	299	-	-
66329900	680530900	Other Abrasive Powder On A Base Of Other Materials	-	-	165	790
66331190	680919000	Other Articles Of Plaster Boards, Sheets, panels, tiles	-	-	298 530	36 161
66331900	680990000	Other Articles Of Plaster	100 935	34 745	-	-
66332990	681019900	Other Articles Of Cement	-	-	2 139	142
66333100	681091100	Concrete Building Piles Of Cement	4 097 288	102 679	-	-
66334993	681099300	Caissons	1	2	-	-
66334999	681099900	Other Articles Of Cement Or Of Artificial Stone	-	-	43	112
66335190	681410900	Other Plates Of Agglomerated Mica	-	-	824	2 046
66335990	681490900	Other Articles Of Mica	-	-	3 442	2 301
66336190	681510900	Other Non Electrical Articles Of Graphite	-	-	3 149	2 550
66338000	681591000	Containing Magnesite, Dolomite Or Chromite	-	-	3 626	10 051
66351000	680610000	Slag Wool, rock Wool & similar Mineral wools In Bulk, sheets Or Rolls	60 000	9 000	340 909	237 189
66353000	680690000	Other Mixtures And Articles Of Heatinsulating, sound-insulating Minera	-	-	37 886	32 027
66370200	690320000	Refractory Ceramic Goods Containing aluminium > 50%	-	-	2 135	2 039
66370900	690390000	Other Refractory Ceramic Goods	1 050	2 660	858 885	859 367
66381100	681210000	Fabricated Asbestos Fibres; mixtures with A Basis Of Asbestos	-	-	16 760	4 716
66381600	681260000	Paper, Millboard & Felt Of Asbestos	-	-	2 561	88 291
66381700	681270000	Compressed Asbestos Fibre Jointing, in Sheets Or Rolls	-	-	22 305	7 127
66381900	681290000	Other Articles Of Asbestos	-	-	60 664	62 294
66382100	681310000	Brake Linings And Pads	35 825	75 290	4 186	20 805
66382900	681390000	Friction Material & Article Thereof	-	-	4 767	31 220
66391110	690911000	Ceramic Ware For Laboratory Chemicals	215 808	526 960	27 901	76 685

Tabel 21. Lanjutan
Table Continued

SITC	HS	Komoditi Commodity	Eksport/Export		Import/Import	
			Berat Bersih Net Weight (Kg)	Nilai FOB FOB Value (US\$)	Berat Bersih Net Weight (Kg)	Nilai CIF CIF Value (US\$)
(1)	(2)	(3)	(4)	(5)	(6)	(7)
		Porcelain Or China				
66391190	690919000	Other Ceramic Ware For LaboratoryChemical	-	-	140 931	222 673
66391900	690990000	Other Of Ceramic Wares For Laborat.chemical Or Other Technical Uses	22 000	188 130	14 843	23 983
66399100	691410000	Other Ceramic Articles Of Porcelainor China	32 365	100 397	-	-
66399900	691490000	Other Ceramic Articles	19 914	2 837	2 030	1 096
66411000	700100000	Cullet And Other Waste And Scrap Ofglass	320 800	2 840	-	-
66412100	700210000	Glass In Balls	-	-	380 505	73 130
66412200	700220000	Glass In Rods	-	-	71 838	20 262
66412319	700231990	Other Tubes Glass	3 219	7 178	27	276
66412321	700232100	Enamel Glass 0 CLt.temperature Lt.300 C	960	955	-	-
66412329	700232990	Oth. Glass Of 0 C Lt.temperature Lt.300 C	-	-	2 006	94 259
66412399	700239990	Other Glass In Ball's	-	-	373 136	163 394
66439000	700490000	Drawn Glass & Blown Glass, In Sheetoth Than Colour Throughout The Mass	-	-	48 005	35 602
66441110	700510100	Float Glass Non-wired Glass Cut To Shape	5 810 751	1 140 171	20 000	2 999
66441190	700510900	Other Float Glass Non-wired GlassRectangular	9 608 047	1 875 258	-	-
66441219	700521900	Oth.float Glass Oth.non-wired Glasscolor Throughout The Mass Rectangu	1 292 724	310 170	-	-
66441290	700529000	Oth. Float Glass And Surface Ground/ Polished Glass,in Sheet,non-wired	136	37	26 748	17 638
66451900	700319000	Oth. Cast Glass And Rolled Glass,Non-wired Sheets	-	-	1 123 943	180 344
66452000	700320000	Cast Glass & Rolled Glass Coloured Throughout The Mass, Wired Sheet	-	-	12 395	1 800
66471900	700719000	Other Safety Glass	-	-	272	8 564
66472900	700729000	Other Lminated Safety Glass	-	-	56	59
66481000	700910000	Rear-view Mirrors For Vehicles	-	-	747	640
66489200	700992000	Framed Glass Mirrors	841	2 817	35 929	22 395
66492000	700800000	Multiple-walled Insulating Units Ofglass	-	-	3 319	3 841
66493110	701110100	Glass Envelopes For Electric Lamps	5 493	2 814	18 921	6 541
66493190	701110900	Other Glass Envelopes	-	-	31 090	11 046
66493200	701120000	Glass Envelope For Cathode-ray Tubes	41 400	59 600	-	-
66493900	701190000	Glass Envelopes For Others	-	-	60 062	95 629
66494100	701510000	Glasses For Corrective Spectacles	7 012	198 930	27 610	173 238
66494910	701590100	Unworked,merely Cut Out Glasses Fomon Corrective	-	-	126	482
66494999	701590990	Oth.worked Glass For Non Corrective	-	-	173	904

Tabel 21. Lanjutan
Table Continued

SITC	HS	Komoditi Commodity	Eksport/Export		Impor/Import	
			Berat Bersih Net Weight (Kg)	Nilai FOB FOB Value (US\$)	Berat Bersih Net Weight (Kg)	Nilai CIF CIF Value (US\$)
(1)	(2)	(3)	(4)	(5)	(6)	(7)
66495310	701931000	Mats Of Glass Fibres	-	-	157 645	123 796
66495390	701939000	Other Non Woven Products Of GlassFibres	-	-	5 253	6 409
66495900	701990000	Other Artcles Of Glass FibresThereof	-	-	212	159
66496000	701690000	Paving Block, Slab, Brick, Squares,& Oth Artc Of Pressed/moulded Glass	5 928 102	2 017 584	16 027	3 717
66511100	701091100	Carboys,demi Johns & Oth. Containerwith A Capacity >= 20 Litres	-	-	147 610	81 876
66511200	701092000	Carboys,demi Johns & Oth. Containerwith0.33 LLt. A CapacityLt. 1	-	-	2 805 344	842 812
66511900	701091900	Carboys,demi Johns & Oth. Containerwith1 LLt. A CapacityLt. 20 L	22 801	5 700	237 489	68 477
66512000	701200000	Glass Inners For Vacuum Flasks OrFor Other Vacuum Vessels	-	-	67 857	48 361
66521120	701310120	NotColouredDrinking Glasses Of Glass Ceramics	15 408 599	7 092 045	130 228	138 771
66521910	701310910	Plates Of All Kinds	394 087	133 259	36 214	7 624
66521960	701310960	BowlsOf Size Of Less Than 6"	319 759	115 262	-	-
66521970	701310970	BowlsOf Size 6 " Or More	184 159	60 073	-	-
66521990	701310990	Other Glass Ware For Other Purposes	386 570	153 367	-	-
66522100	701321000	Drinking Glasses Of Lead Crystal	8 636	577	-	-
66522900	701329000	Other Drinking Glass Other Than Of Ceramics	2 958	2 979	109 895	80 640
66523900	701339000	Other Of Glassware Of A Kind UsedFor Table	79	40	189 029	126 660
66529900	701399000	Other Glassware	3 593	4 511	31 357	27 165
66591100	701710000	Laboratory Hyg.or Pharma. Glasswareof Fused Quartz Or Oth Fused Silica	-	-	2 066	7 082
66591900	701790000	Other Lab. Hyg. Or PharmaceuticalGlassware	-	-	1 057	21 634
66592000	701010000	Ampoules	-	-	47 508	28 215
66593190	701810900	Other Glass Beads,imitation Pearls	-	-	22 641	5 380
66595990	701400990	Other Signalling Glass Ware & Opti Cal Elements Of Glass	-	-	6 853	3 450
66599000	702000000	Other Articles Of Glass	15 000	19 707	16 023	11 640
66611000	691110000	Tableware And Kitchenware Of Porcelain Or China	13 380	12 776	1 262 570	590 310
66612000	691190000	Other Household Artcl & Toilet Artcof Poceilain Or China	-	-	121 961	81 685
66613000	691200000	Ceramic Tableware, Kitchenware, Etcother Than Of Porcelain Or China	-	-	162 127	124 982
66621100	691310100	Statuettes And Other Ornaments OfPorcelain Or China	4 373	5 005	12 740	7 406
66629100	691390000	Statuettes And Other OrnamentalCeramic Artc	-	-	21 247	25 529

Tabel 21. Lanjutan
Table Continued

SITC	HS	Komoditi Commodity	Eksport/Export		Impor/Import	
			Berat Bersih Net Weight (Kg)	Nilai FOB FOB Value (US\$)	Berat Bersih Net Weight (Kg)	Nilai CIF CIF Value (US\$)
(1)	(2)	(3)	(4)	(5)	(6)	(7)
		Oth Than Of Porcelain				
67121000	720110000	Non-alloy Pig Iron ContainingLte. 0.5 % Phosphorus	-	-	503 000	256 727
67123000	720150000	Alloy Pig Iron; Spiegeleisen	-	-	716	824
67131000	720510000	Granules Of Pig Iron ,spiegeleisen Iron Or Steel	4 986 420	700 092	77 931	55 161
67132900	720529000	Other Pig Iron ,spiegeleisen ,iron Or Steel	-	-	2 671	3 750
67141000	720211000	Ferro-manganese ,alloys Containing By Weight > 2 % Of Carbon	-	-	1 496 566	345 435
67149000	720219000	Other Ferro-manganese ,alloys	-	-	183 712	218 993
67151100	720221000	Ferro-silicon ,alloys Containing By Weight > 55 % Of Silicon	-	-	1 439 733	1 321 224
67151900	720229000	Other Ferro-silicon ,alloys	-	-	1 621 941	196 014
67152000	720230000	Ferro-silico-manganese ,alloys	-	-	2 331 000	1 987 380
67153100	720241000	Ferro-chromium ,alloys ContainingBy Weight > 4 % Of Carbon	-	-	139 000	129 961
67153900	720249000	Other Ferro-chromium ,alloys	-	-	232 948	217 227
67159700	720270000	Ferro-molybdenum ,alloys	-	-	85 000	725 479
67159910	720291000	Ferro-titanium And Ferro-silico- Titanium ,alloys	-	-	18 882	82 750
67159920	720292000	Ferro-vanadium ,alloys	-	-	1 000	15 834
67159990	720299000	Other Ferro-alloys Silicon And Ferro Cromium	-	-	353 974	510 736
67245000	720690000	Other Iron And Non-alloy Steel InOther Primary Forms	-	-	1 840	700
67261100	720711100	Slabs Of Rectangular Of Iron Or Non-alloy Steel CarbonLt. 0,25 %	-	-	13 155 110	3 091 451
67261900	720711900	Other Of Rectangular Of Iron Or Non-alloy Steel CarbonLt. 0,25 %	-	-	12 612 940	2 964 040
67269000	720719000	Other Semi Finished Product Of Ironor Non-alloy Steel ,carbonLt.0,25	-	-	2 786 900	510 709
67270100	720720100	Billets ,carbon >= 0,25 %	145	2 047	2 753 004	547 688
67281900	721899000	Other Ingots And Other Primary Formnot Of Rectangular Crossection	-	-	4 034	9 772
67311000	720810000	Flat Roll. Prod. Of Iron In CoilsNot Further Worked Than Hot Rolled	-	-	2 817 200	563 440
67313000	720827000	Flat Rolled Prod. Of Iron In Coils Of A Thickness Of Less Than 3 Mm	-	-	1 313 411	356 404
67319919	721119919	Other Sheets And Plates, Other Thickness WidthLt. 500 Mm Hot Rol	-	-	5 156 065	1 021 386
67321000	720825000	Flat Rolled Prod. Of Iron In Coils Of A Thickness Of 4.75 Mm Or More	-	-	1 083 545	307 701

Tabel 21. Lanjutan
Table Continued

SITC	HS	Komoditi Commodity	Eksport/Export		Impor/Import	
			Berat Bersih Net Weight (Kg)	Nilai FOB FOB Value (US\$)	Berat Bersih Net Weight (Kg)	Nilai CIF CIF Value (US\$)
(1)	(2)	(3)	(4)	(5)	(6)	(7)
67322100	720836000	Other Of Flat Rolled Prod. Of Iron In Coils Of A Thickness Exc. 10 Mm	-	-	54 488	55 126
67322200	720839000	Other Of Flat Rolled Prod. Of Iron In Coils Of A Thickness Of Lt. 3 M	-	-	2 790 694	826 180
67323000	720837000	Other Of Flat Rolled Prod. Of Iron In Coils Of 4,75mm Lt. thick. Lt.	-	-	11 711	4 163
67323990	720851990	Other Of Flat Roll.prod.of Iron Not In Coils, Of A Thickness Exc.10mm	-	-	1 397 345	999 890
67324200	720852000	Flat Roll.prod.of Iron Not In Coils of 4,75 Mm Lt. A Thickness Lt.	-	-	2 346 178	606 522
67325000	720853000	Flat Roll.prod.of Iron Not In Coils of 3 Mm Lt. A Thickness Lt. 4,75	-	-	203 052	127 132
67325100	720840000	Flat Roll.prod.of Iron Not In Coils not Further Worked Than Hotrolled	-	-	3 300	2 341
67326000	720854000	Flat Roll.prod.of Iron Not In Coils of A Thickness Of Less Than 3 Mm	-	-	814	1 073
67329911	721129911	Tape, Band Of Iron, Other Thickness Width Lt. 500 Mm Other Hot Rolled	-	-	509 960	440 677
67331990	721113990	Oth. Of Oth.fl.roll.prod.of Iron In tape,band Of Iron, Hoop & Strip	-	-	570 076	168 318
67332990	721114990	Oth.of Flat Roll.prod.of Iron Width > 500 Mm	-	-	93 483	61 068
67335900	720915900	Flat Rolled Prod. Of Iron In Coils,thickness >=3mm, Weight Lt.0.6% Car	-	-	448 732	173 625
67336900	720916900	Flat Rolled Prod. Of Iron In Coils,1mm Lt.thick Lt.3mm, Weight Lt. 0.	-	-	480 761	166 839
67337900	720917900	Flat Rolled Prod. Of Iron In Coils,0,5mm Lt.thick Lt.1mm,weight Lt.0.	-	-	17 457 853	5 762 918
67338900	720918900	Flat Rolled Prod. Of Iron In Coils,thickness Lt.1,5mm, Weight Lt.0.6%	-	-	7 953 885	1 122 660
67346900	720926900	Flat Roll.prod.of Iron Not In Coils 1mm Lt.thick Lt.3mm, Weight Lt. 0.	-	-	2 351 340	896 055
67351900	720890000	Oth. Of Flat Rolled Prod.of Iron Or non-alloy Steel That Width >=600 Mm	-	-	7 296 409	2 008 661
67353990	721190990	Other Flat-rolled Products , Other Process	-	-	75	3 778
67411000	721030000	Flat Roll.prod.of Iron Which Elec- Trolically Plated/coated With Zinc	-	-	12 420	13 582
67413900	721049000	Others Flat-rolled Prod.of Steel Otherwise Plated/coated With Zinc	-	-	8 624	7 005
67421210	721012100	Flat-rolled Products Plated/coated With Tin Thick Lt.0,5mm,not Surf.tr	-	-	116 900	141 011
67444000	721090000	Oth.of Flat Roll.prod.of Iron Which paint.,varnished/coated With Plast.	-	-	3 075	6 017
67451919	721250919	Other Sheets And Plates, Other Coated Width Lt.	-	-	10 022	20 450

Tabel 21. Lanjutan
Table Continued

SITC	HS	Komoditi Commodity	Eksport/Export		Impor/Import	
			Berat Bersih Net Weight (Kg)	Nilai FOB FOB Value (US\$)	Berat Bersih Net Weight (Kg)	Nilai CIF CIF Value (US\$)
(1)	(2)	(3)	(4)	(5)	(6)	(7)
		500 Mm				
67452190	721260190	Other Sheets And Plates, Clad	-	-	88	151
67511100	722511000	Flat Rolled Prod. >600mm Of Siliconelectrolytic Steel Grain-oriented	-	-	147 814	252 317
67531200	721912000	Flat-rolled Products ,width > 600mmin Coils Of 4,75mm= Lt.thicknessL	-	-	1 784	7 084
67532000	721913000	Flat-rolled Products ,width > 600mmin Coils Of 3mm= Lt. ThicknessLt.	-	-	109 883	64 449
67533000	721914000	Flat-rolled Products ,width > 600mmin Coils Of ThicknessLt. 3mm	-	-	70 001	35 929
67534100	721921000	Flat-rolled Products ,width > 600mmnot In Coils Of Thickness > 10mm	-	-	1 041	541
67534200	721922000	Flat-rolled Products ,width > 600mmnot In Coil 4,75mm= Lt.thickness Lt	-	-	27 336	38 439
67535000	721923000	Flat-rolled Products ,width > 600mmnot In Coil Of 3mm= Lt.thicknes Lt.	-	-	26 351	19 313
67536000	721924000	Flat-rolled Products ,width > 600mmnot In Coils Of ThicknessLt. 3mm	-	-	43 950	61 624
67537100	722011100	Sheets And Plates Of Thickness >=4,75 Mm ,widthLt. 600 Mm	-	-	32 915	36 273
67538100	722012100	Sheets And Plates Of ThicknessLt. 4,75 Mm ,widthLt. 600 Mm	-	-	4 300	17 730
67541000	722530000	Flat-rolled Products ,width >=600mmin Coils	-	-	1 710 174	758 239
67542000	722540000	Flat-rolled Products ,width >=600mmnot In Coils	-	-	31 159	102 438
67543000	722691000	Flat-rolled Products Not Further Worked Than Hot-rolled,width Lt. 60	-	-	32 070	9 635
67553000	721933000	Flat-rolled Products ,width > 600mmcold Reduced 1mmLt. ThicknessLt	-	-	346 354	363 323
67554000	721934000	Flat-rolled Products ,width > 600mmcold Reduced 0,5mm Lt. ThicknessL	-	-	25 927	23 288
67555000	721935000	Flat-rolled Products ,width > 600mmcold Reduced Of ThicknessLt. 0,5m	-	-	32 764	38 871
67561000	722550000	Other FlatRolledProducts Not Further Worked Than Cold-rolled	-	-	1 099 911	291 476
67571000	721990000	Oth. Flat-roll Product,width >600mm	-	-	5 110	3 376
67572100	722090100	Sheets And Plates ,widthLt. 600mm	-	-	64	3 087
67572900	722090900	Oth. Flat-roll Product,widthLt.600mm	-	-	542	8 019
67573100	722591000	Oth Flat Rolled Prod >600mm With Electrolycaly Plated Or Coated Wire	-	-	14 833 694	2 578 526
67611110	721391110	Oth Bar & Rocks,hot,rolld,dia Lt. 14mm Containing By Weight 0.77% Or Mo	-	-	8 549	15 328

Tabel 21. Lanjutan
Table Continued

SITC	HS	Komoditi Commodity	Eksport/Export		Impor/Import	
			Berat Bersih Net Weight (Kg)	Nilai FOB FOB Value (US\$)	Berat Bersih Net Weight (Kg)	Nilai CIF CIF Value (US\$)
(1)	(2)	(3)	(4)	(5)	(6)	(7)
67611900	721310900	Other Flat-rolled Prod.,containing Indentation ,ribs ,grooves	-	-	19	1 937
67612900	721320900	Oth.flat-rolled Prod.of Free - Cutting Steel	-	-	139 806	53 934
67615000	722100000	Bar And Rod,hot-roll,in Irregularlywound Coils ,of Stainless Steel	500	1 870	-	-
67619900	722790000	Other Bars And Rods,of Alloy Steel	-	-	4 184 204	1 171 926
67621200	721491200	Other Shaft Bars Of RectangularCrossection	-	-	662 986	458 215
67621900	721491900	Other Of Rectangular Crossect. Not Concrete, Shaft And Manganese Steel	-	-	925 239	257 709
67622000	721430000	Bars And Rods Of Iron Of Free Cutt-ing Steel	-	-	6 616	2 639
67629000	722830000	Oth.bar And Rod,not Further Worked Than Hot-rolled,hot-drawn/extruded	-	-	4 164 139	1 237 930
67629100	721499100	Other Concrete Steel Not Free- Cutting Steel	-	-	1 821	1 308
67629300	721499300	Other Manganese Steel Not Free-Cutting Steel	13 400	64 468	12 650	12 286
67629900	721499900	Other Bars And Rods Not Concrete,Shaft,manganese, Free-cutting Steel	-	-	2 204 671	1 396 840
67633000	721550000	Other Not Further Worked Than Cold-formed Or Cold-finished	284 287	148 610	-	-
67634000	722220000	Bars And Rods,of Stainless Steel , Not Further Worked Than Cold-rolle	-	-	5	330
67639000	722850000	Oth.bar And Rod,not Further Worked Than Cold-formed Or Cold-finished	-	-	1 736 202	886 732
67641000	722810000	Bars And Rods, Of High Speed Steel	-	-	32 363	21 433
67642000	722820000	Bars And Rods, Of Silicon-manganesesteel	-	-	61	126
67643000	721410000	Other Forged Bars And Rods Of Iron Or Non-alloy Steel	-	-	62 132	48 100
67644110	721590110	Shaft Bars Of Iron Or Non Alloy	-	-	13 162	11 126
67644900	721590900	Other Bars And Rods Of Iron	-	-	13 913	10 923
67645000	722230000	Oth.bars And Rods Of Stainles Steel	-	-	21 123	16 655
67646000	722840000	Oth.bar And Rod,not Further Worked Than Forged	-	-	2 326 682	311 306
67647000	722860000	Other Bars And Rods	-	-	84 895	45 786
67648000	722880000	Hollow Drill Bars And Rods	-	-	11 377	4 078
67681100	721610000	Angels, Shapes And Sections Of Ironor Non Alloy Steel ,heightLt. 80	-	-	76 895	61 292
67681210	721621000	L Sections Of Iron ,heightLt. 80 Mm	2 919 510	1 465 378	768 612	234 360
67682100	721631000	U Sections Of Iron ,height > 80 Mm	108	2 960	891 642	309 653
67682200	721632000	I Sections Of Iron ,height > 80 Mm	-	-	10 200	10 357
67682300	721633000	H Sections Of Iron ,height > 80 Mm	-	-	982 661	301 718

Tabel 21. Lanjutan
Table Continued

SITC	HS	Komoditi Commodity	Eksport/Export		Impor/Import	
			Berat Bersih Net Weight (Kg)	Nilai FOB FOB Value (US\$)	Berat Bersih Net Weight (Kg)	Nilai CIF CIF Value (US\$)
(1)	(2)	(3)	(4)	(5)	(6)	(7)
67682400	721640000	L Or T Section Of Iron,height >80mm	-	-	6 003	4 429
67684900	721669000	Other Angels Etc, Cold-formed Or Finished Not From Flat-rolled Prods	-	-	25 316	12 026
67685100	721691000	Other Angels Etc Cold-formed OrFinished From Flat Rolled Products	-	-	64 781	53 837
67687000	722240000	Angels, Shape And Sections Of Stainless Steel	-	-	7 343	4 210
67701000	730210000	Rails	-	-	2 434 777	725 690
67709400	730240000	Fish-plates And Sole Plates	943	63	-	-
67709900	730290000	Other Railways Track ConstructionMaterial	36 750	2 802	406	441
67811150	721710150	Free Cutting Steel Wire Containing By Weight CarbonLte. 0.25%	-	-	103 150	70 392
67811190	721710190	Other Wire Of Iron/non-alloy Steel Containing By Weight Carbon Lte.0.2	-	-	20 400	6 971
67811230	721710230	Flat Hardsteel Reed Wire Not Coatedcontain By Weight0.25% Lt.carbon Lt	-	-	511 046	191 576
67811340	721710340	Bead Wire Containing By Weight Carbon > 0.60%	-	-	5	222
67812170	721720170	Steel Wire By Zinc >= 240gr/mm And Silicon > 0.1%	-	-	34 234	7 250
67812190	721720190	Other Plated Or Coated With Zinc Contain By Weight Of CarbonLte.0.	-	-	4 123	1 250
67812290	721720290	Other Nailwire Plated/coated WithZinc Contain By 0.25% Lt.carbon Lte	-	-	61 419	100 603
67812350	721720350	Beadwire Plated Or Coated With Zincby Weight Of Carbon > 0.60%	-	-	90 350	85 615
67813190	721730190	Other Nail Wire Plated/coated With Basemetals Contain Of Carbon Lte.0.	22 499	7 182	55 553	8 306
67813300	721730300	Wire Plated Or Coated With Base- Metals By Carbon > 0.60%	-	-	2 435 875	1 358 286
67821000	722300000	Wire Of Stainless Steel	17 749	62 298	633 257	612 914
67829900	722990000	Other Wire Of Alloy Steel	-	-	23 559 199	6 358 925
67911110	730300110	Pipes And Tubes With Diameter Lt. 10cm	2 634 393	906 903	15 997	5 409
67911120	730300120	Pipes And Tubes With 10cm Lt. Diameter Lt. 25 Cm	214 864	71 332	2 342	716
67911130	730300130	Pipes And Tubes With Diameter >25cm	2 712 204	1 293 505	9 619	5 962
67911900	730300900	Other Tubes,pipes & Hollow Profilesof Cast Iron	24	22	60 403	9 438
67912000	730410000	Line PipeOfA Kind Used For Oil Or Gas Pipelines	42 559	15 322	34 181	51 842
67913100	730421000	Drill Pipe Of A Kind Used In Drilling For Oil Or Gas	-	-	984 758	915 136
67913900	730429000	Other Of Drill Pipe For A Kind Usedin Drilling For	-	-	12 125 672	4 118 643

Tabel 21. Lanjutan
Table Continued

SITC	HS	Komoditi Commodity	Eksport/Export		Impor/Import	
			Berat Bersih Net Weight (Kg)	Nilai FOB FOB Value (US\$)	Berat Bersih Net Weight (Kg)	Nilai CIF CIF Value (US\$)
(1)	(2)	(3)	(4)	(5)	(6)	(7)
		Oil Or Gas				
67914100	730431000	Oth.tubes,pipe Of Iron Or Non-alloysteel Cold-drawn Or Cold-rolled	39	110	27	29
67914900	730439000	Oth.tubes,pipe Of Iron Or Non-alloy	-	-	1 386 522	1 402 239
67915100	730441000	Oth.tubes,pipes Of Stainless Steel Cold-drawn Or Cold-rolled	-	-	1 350	4 303
67915900	730449000	Oth.tubes,pipes Of Stainless Steel	-	-	364 582	279 811
67916100	730451000	Oth.tubes,pipes Of Oth.alloy Steel Cold-drawn Or Cold-rolled	-	-	904 977	196 469
67916900	730459000	Oth.tubes,pipes Of Oth.alloy Steel	-	-	220 065	102 067
67917000	730490000	Oth.tubes,pipes And Hollow Profilesseamless Of Iron Or Steel	250 504	132 792	415 284	150 597
67931900	730519000	Other Line Pipe For Oil Or Gas	-	-	660	11 840
67933100	730531000	Oth.line Pipe Longitudinally Welded	-	-	5 594	6 649
67941000	730610000	Other Line Pipe Of A Kind Used For Oil Or Gas Pipelines	721	137	62 125	1 155
67943310	730630100	Other Tubes, Welded DiameterLt. 12.5 Mm Of Iron Or Non Alloy Steel	-	-	721	7 061
67943320	730630200	Other Tubes, Welded, 12.5 MmLt. Dia- MeterLt. 37.5 Mm Of Iron Or N	-	-	18 040	22 067
67943390	730630900	Other Tubes, Welded Diameter > 37.5 Mm Of Iron Or Non Alloy Steel	-	-	594	20 820
67943410	730640100	Other Tubes, Welded, 12.5 MmLt. Dia- MeterLt. 37.5 Mm Of Stainless	-	-	11 309	9 026
67943590	730650900	Other Tubes, Welded Diameter > 37.5 Mm Of Other Alloy Steel	-	-	145	6 101
67949100	730690100	Other Tubes, Welded DiameterLt. 12.5 MmOf Other Iron Steel	-	-	5	6
67949900	730690900	Other Tubes, Welded Diameter > 12.5 Mm Of Other Iron Steel	-	-	4 056	29 285
67952000	730719000	Other Cast Fittings	47	9	67 429	92 410
67953000	730721000	Flanges Of Stainless Steel	307 770	92 919	3 064	24 231
67954000	730722000	Threaded Elbows, Bends And Sleeves Of Stainless Steel	72	139	11 828	109 198
67955000	730723000	Butt Welding Fittings Of Stainless Steel	-	-	666	4 310
67956000	730729000	Other TubesOrPipe FittingsOf Stainless Steel	-	-	4 605	6 268
67959100	730791000	Tube Or Pipe Fittings For Flanges	-	-	46 375	47 619
67959200	730792000	Tube Or Pipe Fittings For TreadedElbows, Bends And Sleeves	-	-	4 424	24 014
67959300	730793000	TubeOrPipe Fittings ForButtWelding Fitting	-	-	22 461	14 245

Tabel 21. Lanjutan
Table Continued

SITC	HS	Komoditi Commodity	Eksport/Export		Import/Import	
			Berat Bersih Net Weight (Kg)	Nilai FOB FOB Value (US\$)	Berat Bersih Net Weight (Kg)	Nilai CIF CIF Value (US\$)
(1)	(2)	(3)	(4)	(5)	(6)	(7)
67959900	730799000	Other TubesOrPipe Fittings	19 578	9 713	226 846	254 900
68214100	740321000	Copper-zinc Base Alloys (brass)	-	-	39 614	10 753
68214200	740322000	Copper-tin Base Alloys (bronze)	-	-	1 600	9 600
68231190	740710190	Oth.bars And Rods Of Refined Copper	-	-	465	27 559
68231900	740710900	Other Copper Profiles	-	-	1 000	787
68232100	740721000	Copper Bars, Rods And Profiles OfCopper-zinc Base Alloys (brass)	555 527	834 922	7	290
68232900	740729000	Other Copper Bars, Rods & Profiles Of Copper Alloys	-	-	93 682	67 695
68242100	740821000	Of Copper-zinc Base Alloys (brass) Wire	-	-	13 077	32 625
68242200	740822000	Copper Wire Of Cupro-nickel Or Nickel-silver	-	-	2 000	11 110
68251100	740911000	Copper Plates ,sheets And Strip ,ofrefined Copper In Coils	-	-	266	1 011
68251900	740919000	Oth.copper Plates ,sheets And Stripof Refined Copper	-	-	106	3 005
68252210	740921000	Copper Plates ,sheets And Strip ,ofcopper-zinc Base Alloys In Coils	-	-	92 295	204 696
68252310	740931000	Copper Plates ,sheets And Strip ,ofcopper-tin Base Alloys In Coils	-	-	2 192	8 408
68252390	740939000	Oth.copper Plates ,sheets And Stripof Copper-tin Base Alloys	110 366	308 658	-	-
68261120	741012000	Copper Foil Not Exceeding 0,15 MmNot Backed Of Copper Alloys	-	-	7	60
68262200	740620000	PowdersOfLamellarStructure;Flakes Of Copper	-	-	10 150	144 130
68271100	741110000	Copper Tubes And Pipes Of RefinedCopper	-	-	14 109	13 274
68271290	741129000	Other Copper Tubes And Pipes	-	-	813	487
68272200	741220000	Copper Tube OrPipe FittingsOfCopper Alloys	62	69	2 217	3 644
68321210	750521000	Wire Of Nickel, Not Alloyed	-	-	12 109	22 000
68321220	750522000	Wire Of Nickel Alloys	-	-	11 000	155 100
68411000	760110000	Unwrought Aluminium, Not Alloyed	158 391 479	257 187 628	8 741 981	14 222 119
68412000	760120000	Unwrought Aluminium, Alloyed	957 057	1 564 068	334 556	591 484
68421190	760410900	Other Aluminium Bar Other Size, Not Alloyed	-	-	2 511	1 431
68421231	760429110	Aluminium Alloys Bars-extruded, Notsurface-treated	1 406 211	3 683 360	-	-
68421291	760429910	Aluminium Alloys Bars, Extruded	384 721	909 359	-	-
68422199	760519900	Other Aluminium Wire ,not Alloyed	-	-	13 519	44 418
68422219	760521900	Oth.aluminium Wire Alloyed Exceeds 7 Mm	-	-	21 680	32 819
68423190	760611900	Other Aluminium Plates Not Alloyed	-	-	9 382	3 375

Tabel 21. Lanjutan
Table Continued

SITC	HS	Komoditi Commodity	Eksport/Export		Impor/Import	
			Berat Bersih Net Weight (Kg)	Nilai FOB FOB Value (US\$)	Berat Bersih Net Weight (Kg)	Nilai CIF CIF Value (US\$)
(1)	(2)	(3)	(4)	(5)	(6)	(7)
68423213	760612113	Aluminium Sheet/coils, Alloy 5082 Or 5182	19 488	46 247	33 491	75 690
68423219	760612199	Other Tetra Papers Thickness > 0,2 Mm Not Surface Treated	-	-	131	1 780
68423913	760691190	Aluminium Plates ,NotAlloyed>1000 Mm	89 030	207 056	-	-
68423919	760691900	Other Aluminium Plates, Not Alloyed	-	-	701	2 981
68423929	760692900	Other Aluminium Plates Alloyed	1 272	3 375	3 598	2 409
68424111	760711100	Aluminium Foil Not Backed Plain,notsurface-treated	5 538	17 346	-	-
68424119	760711900	OtherAluminium Foil Not Backed Rolled But Not Further Worked	3 023	10 047	196	537
68424192	760719200	Oth Alumunium Foil Rolled Surface- Treated, Of A Purity >= 99.98%	299 085	766 041	33 060	23 679
68424220	760720220	Printed Or Backed Alumunium Foil With Plastic Material	462	1 127	46 020	201 947
68424221	760720210	Aluminium Foil Backed Embosed Sur -face-treated Imitation Gold/silver	-	-	317 602	1 418 325
68424229	760720299	Other Alluminium Foil Backed Embosed Surface Treated	783	100	-	-
68425100	760310000	Aluminium Powders Of Non-lamellarStructure	-	-	980	1 237
68426100	760810000	Aluminium Tubes & Pipes Not Alloyed	-	-	85	299
68426200	760820000	Aluminium Tubes & PipesAlloyed	-	-	130	2 008
68427000	760900000	Aluminium Tube Or Pipe Fittings	-	-	48 939	14 720
68512000	780110000	Unwrought Refined Lead	50 030	84 400	39 704	35 336
68524000	780500000	Lead Tubes, Pipes And Tube Or Pipe Fittings	-	-	49	174
68611110	790111000	Unwrought Zinc Not Alloyed Contain-ing99.99% Or More Of Zinc	-	-	3 402 349	3 426 733
68611120	790112000	Unwrought Zinc Not Alloyed Contain-ingLess Than 99.99%Of Zinc	-	-	3 198 817	4 072 600
68631100	790400100	Zinc Wire	-	-	20 000	40 130
68632200	790500200	Zinc Plates,sheets,strip And FoilSurface Treated	1 383	3 508	1 525 551	782 427
68711000	800110000	Unwrought Tin, Not Alloyed	400 300	3 815 837	-	-
68722100	800400100	Tin Plates,sheets,strip Exceeding0,2 Mm Not Surface Treated	-	-	332 918	107 662
68915100	810411000	Unwrought Magnesium Containing AtLeast 99,8 % By Weight	-	-	11 156	19 560
68915900	810419000	Other Unwrought Magnesium	-	-	42 000	46 830
69111000	730810000	Bridges And Bridge-sections	-	-	3	344
69112000	730820000	Towers And Lattice Masts	1 592	5 000	30	271
69113000	730830000	Doors, Windows And Their Frames Andthresholds For Doors	11 265	6 761	41 061	74 915

Tabel 21. Lanjutan
Table Continued

SITC	HS	Komoditi Commodity	Eksport/Export		Import/Import	
			Berat Bersih Net Weight (Kg)	Nilai FOB FOB Value (US\$)	Berat Bersih Net Weight (Kg)	Nilai CIF CIF Value (US\$)
(1)	(2)	(3)	(4)	(5)	(6)	(7)
69114000	730840000	Props And Similar Equipment For Scaffolding,shuttering Or Pit-proppin	-	-	3 700	1 102
69119400	730890400	Parts Of Tubes Or Tunnels, MadeOfformed Sheet Of Iron Or Steel	-	-	20	73
69119900	730890900	Other Structure Of Iron Or Steel	-	-	317 311	594 896
69121000	761010000	Doors, Windows And Their Frames Andthresholds For Doors Of Aluminium	410 270	965 664	25 921	9 624
69129000	761090000	Oth. Aluminium Plates,rods,profilesprepared For Use In Structure	1 089 390	3 097 070	30 407	33 557
69211000	730900000	Reservoir,tank,vat And Similar Con-tainers For Material,capacity>300l	68 400	59 100	151 773	199 215
69212000	761100000	Aluminium Reservoirs,tanks,vats Andsimilar Containers	2 500	8 265	86	500
69241110	731010100	Containers For Transporting LatexOf A Capacity >= 50 L	-	-	90	2 210
69241190	731010990	Other Circular Cross. Of Iron/non- Alloy Steel With Capacity > 50 L	22 646	9 517	234 973	297 207
69241192	731010920	OtherContainers Of Steel Casting Of A Capacity >= 50 L	19 802	1 169	-	-
69241193	731010930	Other Containers Of Iron And Steel Forging&stamping Of A Capacity>=50	237 640	266 896	28 514	12 436
69241210	731021990	Other Cans Which Are To Be ClosedBy Soldering Or Crimping	-	-	12 425	19 867
69241211	731021100	Tinplate Cans For Packing Goods Of A CapacityLt. 50 L	-	-	118 854	106 957
69241213	731021920	Cans Of A CapacityLt. 50l Of Iron & Steel Forging And Stamping	15	50	7 650	15 300
69241900	731029900	Oth. Circular Crossect. Of Iron Or Non-alloy Steel With Capacity Lte.5	-	-	42 354	30 719
69242900	761290000	Other Aluminium Casks ,drums ,cans Boxes And Similar Containers	2 500	8 989	17 349	29 380
69243000	731100000	Containers For Compressed/liquefiedgas ,of Iron Or Steel	8 520	3 576	15 523	11 112
69244000	761300000	Aluminium Containers For Compressedor Liquefied Gas	-	-	423	1 494
69311111	731210110	Stranded Wire With Diameter > 64 Mm	-	-	64 825	22 802
69311112	731210120	Stranded Wire With Diameter Lt. 3 Mm	95	300	94 795	106 938
69311119	731210190	Stranded Wire, 3 MmLt. DiamaterLt. 64 64 Mm	9 364	24 570	51 603	25 818
69311900	731290000	Other Plaited Bands ,sling Of Iron Or Steel	-	-	17 154	9 199
69312000	741300000	Stranded Wire,cable,plait Band &thelike Of Copper Not Elect.insulated	-	-	3 403	7 711
69313100	761410000	Stranded Wire,cable,plaited Band Of Aluminium With Steel Core	-	-	487	185

Tabel 21. Lanjutan
Table Continued

SITC	HS	Komoditi Commodity	Eksport/Export		Impor/Import	
			Berat Bersih Net Weight (Kg)	Nilai FOB FOB Value (US\$)	Berat Bersih Net Weight (Kg)	Nilai CIF CIF Value (US\$)
(1)	(2)	(3)	(4)	(5)	(6)	(7)
69320000	731300000	Barbed Wire Of Iron Or Steel;Twisted Hoop Or Single Flat Wire.	-	-	384	422
69351190	731419000	Other Cloth, Grill, Netting, And Fencing Of Iron Or Steel Wire	-	-	25 512	225 229
69351220	731420000	Grill,netting And Fencing,welded Atintersec.of Wire With Dimension>3m	-	-	263 295	87 926
69351310	731431000	Other Plated Or Coated With Zinc Ofcloth, Grill, Netting, Fencing Etc	-	-	994 868	349 619
69351390	731439000	Other Cloth, Grill, Netting,fencingnot Plated Or Coated With Zinc	-	-	554 637	181 480
69351400	731414000	Oth Woven Cloth, Not Endless Bands For Machinery Of Stainless Steel	-	-	3 454	148 383
69351410	731441000	Other Grill , NettingAndFencingplated Or Coated With Zinc	-	-	195 760	65 320
69351420	731442000	Other Grill , NettingAndFencingplastic Coated	-	-	3 350	1 428
69352900	741490000	Oth Grill & Netting Of Copper Wire Not Cloth (including Endless Bands)	-	-	140	7 446
69410100	731700100	DogSpikes For Rail Sleepers	-	-	19 548	10 413
69410600	731700600	Wire Nail And Staples	-	-	1 170 027	360 834
69410900	731700900	Other Nails	381 333	128 617	1 090 431	240 408
69421110	731811000	Coach Screws	-	-	2	258
69421120	731812000	Other Wood Screws	-	-	46 735	31 073
69421130	731813000	Screw Hooks And Screw Rings	-	-	7 205	9 387
69421140	731814000	Self-tapping Screws	29	112	2 014	4 439
69421151	731815100	Screws For Metal WithOrWithout Nut	100	106	208 898	78 337
69421152	731815200	Bolts For Metal With Or Without Nut	3	3	936 951	736 328
69421159	731815900	Other Screwsand Bolts	-	-	207 206	199 146
69421160	731816000	Nuts	1	6	24 712	92 091
69421190	731819000	Other Thread Articles	-	-	25 001	36 675
69422100	731821000	Spring WashersAndOtherLock Washers	-	-	8 402	23 452
69422200	731822000	Other Washers	-	-	37 249	199 408
69422300	731823000	Rivets	-	-	3 245	8 705
69422400	731824000	Cotters And Cotter-pins	-	-	12 709	25 619
69422900	731829000	Other Non Thread Articles	-	-	69 765	135 509
69431000	741510000	Nails & Tacks,drawing Pins,staples And Similar Articles	-	-	405 525	138 274
69432900	741529000	Other Articles, Not Threaded	-	-	62	301
69433200	741532000	Other Screws, Bolts And Nuts	-	-	15 554	6 303
69433900	741539000	Other Threaded Articles	-	-	1 255	1 599

Tabel 21. Lanjutan
Table Continued

SITC	HS	Komoditi Commodity	Eksport/Export		Impor/Import	
			Berat Bersih Net Weight (Kg)	Nilai FOB FOB Value (US\$)	Berat Bersih Net Weight (Kg)	Nilai CIF CIF Value (US\$)
(1)	(2)	(3)	(4)	(5)	(6)	(7)
69440000	761610000	Nails,Tacks,Staples And Similararticles Of Aluminium	30 029	11 661	14 365	38 057
69510300	820130000	Mattocks, Picks, Hoes And Rakes	-	-	6 473	2 080
69510490	820140900	Other Than Axes , Bill HooksAndSimilar Hewing Tools	-	-	1 788	2 328
69510900	820190000	Other Hand Tools Of A Kind Used In Agri/horticulture And Forestry	-	-	1 215	507
69521000	820210000	Hand Saws	-	-	85 341	36 574
69522100	820310100	Files	-	-	52 193	13 990
69523200	820320000	Pliers (including Cutting Pliers) ,pincers,tweezers And Similar Tools	-	-	149 541	69 838
69523300	820330000	Metal Cutting ShearsAndSimilar Tools	-	-	37 214	28 448
69523400	820340000	Pipe-cutters,bolt Croppers,perforating Punches And Similar Tools	-	-	2 620	4 308
69530110	820411000	Non Adjustable Hand-operated Spann-ers And Wrenches	163	31	104 873	34 680
69530120	820412000	Adjustable Hand-operated SpannersAnd Wrenches	-	-	45 701	41 518
69530200	820420000	InterchangeableSpannerSockets ,with Or Handles	-	-	21 615	16 758
69541000	820510000	Drilling, Threading Or Tapping Tool	-	-	52 745	20 216
69542000	820520000	Hammers And Sledge Hammers	261	1 118	220 440	96 724
69543000	820530000	Planes, Chisels, Gouges And Similarcutting Tools For Working Wood	-	-	88 987	26 683
69544000	820540000	Screwdrivers.	-	-	106 426	48 306
69545100	820551100	Flat Iron, Not Electric	-	-	437	115
69545900	820551900	Other Household Hand Tools	-	-	485	462
69546900	820559900	Other Hand Tools	-	-	228 552	114 973
69547000	820570000	Vices, Clamps And The Like	-	-	97 467	35 967
69548000	820580000	Anvils;portable Forges;hand / Pedaloperate Grinding Wheel W/ Framewor	-	-	5 656	7 053
69551000	820220000	Band Saw Blades	960	2 052	3 626	2 621
69552000	820231000	Circular Saw BladesWithWorking Part Of Steel	-	-	919	5 468
69554000	820240000	Chain Saw Blades	4 572	17 949	3 398	23 466
69555000	820291000	Straight Saw Blades ,For Working Metal	-	-	14 444	7 173
69559100	820239000	Other Circular Saw Blades,includingparts	-	-	7 211	2 951
69559200	820299000	Other Saw Blades	3 113	53 390	33 995	41 004
69561100	820810000	Knives And Cutting Blades For Metalworking	-	-	13 177	37 304
69561200	820820000	Knives And Cutting Blades For Wood Working	-	-	55 684	462 948

Tabel 21. Lanjutan
Table Continued

SITC	HS	Komoditi Commodity	Eksport/Export		Impor/Import	
			Berat Bersih Net Weight (Kg)	Nilai FOB FOB Value (US\$)	Berat Bersih Net Weight (Kg)	Nilai CIF CIF Value (US\$)
(1)	(2)	(3)	(4)	(5)	(6)	(7)
69561300	820830000	Knives & Cutting Blades For Kitchenappliances / Food Industry Machine	1 106	1 390	4 462	3 463
69561400	820840000	Knives & Cutting Blades For Agri.Or Forestry Machines	-	-	2 127	1 946
69561900	820890000	Other Knives And Cutting Blades Notfor Metal/wood Working	-	-	13 848	88 512
69562000	820900000	Plates,sticks For Tools Of Sinteredmetal Carbides	-	-	5 980	4 547
69563900	820719000	Other Rock Drilling Or Earth Boringtools, Including Parts	11 000	6 554	7 901	15 338
69564200	820720000	Dies For Drawing Or Extruding Metal	-	-	2 161	28 594
69564400	820740000	Tools For Tapping Or Threading	-	-	2 964	13 141
69564500	820750000	Tools For Drilling, Other Than For Rock Drilling	-	-	30 954	18 512
69564600	820760000	Tools For Boring Or Broaching	77	1 880	94	3 641
69564800	820780000	Tools For Turning	-	-	39	23
69564900	820790000	Other Interchangeable Tools	7	30	7 471	10 660
69570000	820600000	Tools Of The Heading Nos.82.02 To82.05,put Up In Set For Retail Sal	-	-	140	113
69631000	821210000	Razors	-	-	3 095	5 588
69640000	821300000	Scissors, Tailors' Shears & Similarshears , Blades Therefor	-	-	5 574	1 890
69651000	821410000	Paper Knives, Letter Openers,pencilsharpeners And Blades Therefor	-	-	579	874
69655000	821420000	Manicure OrPedicureSetsAndInstruments (includ.nail Files)	-	-	183	309
69659000	821490000	Other Articles Of Cutlery,manicure Or Pedicure Sets	1 527	1 127	10 645	10 430
69661000	821510000	Set Of Kitchen Or Table Ware,platedwith Precious Metal	-	-	1 008	1 085
69662000	821520000	Other Sets Of Kitchen Or Table Ware	5 392	9 095	37 040	48 152
69669000	821599000	Other Spoons, Forks, Ladles Etc Notplated With Precious Metal	975	1 925	100 793	99 984
69680100	821191000	Table Knives Having Fixed Blades	-	-	10 002	3 909
69680299	821192990	OtherKnives Having Fixed Blades	-	-	197	5 921
69680400	821194000	Blades	-	-	177	3 988
69680500	821195000	Handles Of Base Metal	-	-	1 799	1 319
69731100	732111000	Cooking Appliances & Plated Warmer For Gas, Both Gas And Other Fuels	-	-	479	907
69731200	732112000	Cooking Appliances And Plate Warmer For Liquis Fuel	-	-	24 603	16 124
69732200	732182000	Other Appliances For Liquid Fuel	-	-	5 720	8 467

Tabel 21. Lanjutan
Table Continued

SITC	HS	Komoditi Commodity	Eksport/Export		Import/Import	
			Berat Bersih Net Weight (Kg)	Nilai FOB FOB Value (US\$)	Berat Bersih Net Weight (Kg)	Nilai CIF CIF Value (US\$)
(1)	(2)	(3)	(4)	(5)	(6)	(7)
69732300	732183000	Other Appliances For Solid Fuel	-	-	693	528
69733000	732190000	Parts Of Stoves, Ranges, Grates, Cookers,barbeques,braziers,gas Ring	81 320	15 156	7	10
69734000	741700000	Cooking Or Heating ApparatusOf Copper ,non- electric	-	-	1 799	351
69741100	732391000	Household Articles OfCastIronNot Enamelled	288	116	26 960	8 608
69741200	732392000	Household Articles OfCastIronEnamelled	-	-	141 144	44 988
69741300	732393000	Household Articles Of StainlessSteel	2 200	15 017	273 927	160 996
69741400	732394000	Household Articles Of Iron (otherThan Cast Iron) Or Steel ,enamelle	238 213	619 815	56 469	20 955
69741900	732399000	Other HouseholdArticlesOf Iron Or Steel	3 731	3 609	38 601	38 886
69742900	741819000	Other Sanitary Ware Of Copper NotPot Scourers Etc	-	-	7 825	5 776
69743910	761519100	Oth Table, Kitchen Not Pot Scourersand Scouring Pads And The Like	-	-	4 788	3 735
69751100	732410000	Sinks And Wash Basins, Of Stainless	-	-	43 736	26 186
69751290	732429000	Baths Of Other Iron Or Steel	-	-	2 241	14 477
69751900	732490900	Other Sanitary Ware	-	-	28 974	17 455
69753000	761520000	Sanitary Ware And Parts Thereof Of Aluminium	6 891	25 586	23 655	16 054
69781000	821000000	Hand Operated Mechanical Appliancesby WeightLte. 10 Kg	-	-	57 436	26 725
69782300	830630000	Photograph, Picture Or Similar Frames; Mirrors	10 980	31 754	7 455	3 392
69911100	830110000	Padlocks	3 910	3 818	186 861	65 472
69911200	830120000	Locks OfA KindUsed ForMotorVehicles	-	-	441	388
69911310	830130100	Mortice Locks	-	-	182 463	85 121
69911390	830130900	Other Lock Used For Furniture	-	-	159 378	84 017
69911400	830140000	Other Locks	-	-	108 824	42 392
69911500	830150000	Clasps AndFramesWithClasps , Incorporating Locks	-	-	4 082	1 749
69911600	830160000	Parts Of Other Locks	-	-	37 699	19 222
69911700	830170000	Keys Presented Separately	-	-	397	972
69912000	830300000	Armoured/reinforced Safes, StrongBoxes,doors & Safe Deposit Lockers	-	-	830	3 111
69913000	830210000	Hinges	992	6 400	362 329	125 182
69914000	830220000	Castors	42 812	53 075	405 591	479 996
69916300	830241300	Hasps For Buildings	-	-	96 918	26 314
69916900	830241900	Oth. Mountings, fittings And Similararticles For Buildings	13	94	23 383	20 788

Tabel 21. Lanjutan
Table Continued

SITC	HS	Komoditi Commodity	Eksport/Export		Impor/Import	
			Berat Bersih Net Weight (Kg)	Nilai FOB FOB Value (US\$)	Berat Bersih Net Weight (Kg)	Nilai CIF CIF Value (US\$)
(1)	(2)	(3)	(4)	(5)	(6)	(7)
69917000	830242000	Oth. Mountings, fittings And Similar articles Suitable For Furniture	24	10	73 666	25 004
69919490	830249000	Oth. Mountings, fittings And Similar articles	15 647	45 645	816 236	759 107
69919500	830250000	Hat-racks, Hat-pegs, Brackets And Similar Fixture	-	-	33 872	13 385
69919600	830260000	Automatic Door Closers	-	-	19 417	44 821
69921000	731520000	Skid Chain	-	-	16 353	4 699
69922810	731581000	Stud-link	-	-	5 223	2 542
69922820	731582000	Other, Welded Link	-	-	113 506	19 106
69922890	731589000	Other Chain	-	-	124 201	51 986
69922900	731590000	Other Parts Of Chain Of Iron	-	-	18 932	24 520
69931900	731990000	Other Of Sewing, Knitting Needles, Bodkins, Crochet Hooks Etc	-	-	5 269	3 072
69932200	731920000	Safety Pins	-	-	15 213	9 826
69932300	731930000	Other Pins	-	-	27 462	12 786
69933100	830810000	Hooks, Eyes And Eyelets	-	-	983	6 769
69933990	830890900	Other Kind Used For Clothing, foot -wear Etc	-	-	512 151	435 262
69941110	732010100	Leaf Spring	-	-	42 059	22 916
69941290	732020900	Other Helical Springs	-	-	11 932	15 162
69941900	732090000	Other Of Helical Springs Not Coupling Spring	-	-	52 185	78 871
69951100	830710000	Flexible Tubing Of Iron Of Steel	-	-	21 950	204 415
69951900	830790000	Flexible Tubing Of Other Base Metal	-	-	3 441	58 376
69952100	830610000	Bells, Gongs And The Like	161	222	5 462	3 243
69953910	830990100	Bungs For Metal Drums; Bung Covers; case Corners Protectors	1 833	1 083	1 264	1 085
69953999	830990990	Other Packing Accessories	-	-	2 958	9 264
69954000	831000000	Sign-plates, Name-plates, Address -plates Etc Of Base Metal	-	-	5	3
69955110	831110100	Coated Electrodes Of Base Metal For Electric Arc-welding In Rools	-	-	10 871	31 320
69955190	831110900	Coated Electrodes Of Base Metal For Electric Arc-welding In Other For	4 056	4 261	135 037	1 374 961
69955210	831120100	Cored Wire Of Base Metal For Electric Arc-welding In Other Rol	-	-	14 194	79 762
69955290	831120900	Cored Wire Of Base Metal For Electric Arc-welding In Other For	-	-	9 834	6 641
69955310	831130100	Coated Rods And Cored Wire Of Base Metal For Soldering In Rolls	-	-	4 600	14 813
69955390	831130900	Coated Rods And Cored Wire Of Base Metal For	-	-	4 177	4 819

Tabel 21. Lanjutan
Table Continued

SITC	HS	Komoditi Commodity	Eksport/Export		Import/Import	
			Berat Bersih Net Weight (Kg)	Nilai FOB FOB Value (US\$)	Berat Bersih Net Weight (Kg)	Nilai CIF CIF Value (US\$)
(1)	(2)	(3)	(4)	(5)	(6)	(7)
		Soldering In Forms				
69955910	831190100	Other Welding Rods In Rolls	-	-	2 717	6 761
69955990	831190900	Other Wire, Rod, Tubes, Plates For For Other Purpose	-	-	13 480	39 583
69961000	731600000	Anchors, Grapnels And Parts Thereof Iron Or Steel	-	-	144 165	33 578
69962000	732510000	Oth.cast Articles Of Non-malleable Cast Iron	-	-	8 206	11 984
69963190	732591900	Other Grinding Balls And Similar Articles	-	-	261 001	219 240
69963900	732599000	Other Cast Articles Of Iron/steel Of Melleable Cast Iron	-	-	115 474	79 581
69965100	732611000	Grindings Balls And Similar Article of Iron Or Steel	-	-	100 946	93 039
69965900	732619000	Other Articles Of Iron Or Steel ,forged Or Stamped	87 862	19 558	498 287	288 002
69967000	732620000	Articles Of Iron Or Steel Wire	743	3 316	64 679	38 855
69969000	732690000	Other Articles Of Iron Or Steel	5 010	10 033	234 547	249 446
69973121	741991210	Fitting For Fire Hoses	-	-	105	5 917
69973129	741991290	Other Fitting For Hoses	-	-	2 115	7 823
69973911	741999110	Non Cast Reservoir,tanks, & Similar Containers,capacity Of Lt. 300 Lit	-	-	64 000	60 525
69973990	741999900	Other Household Articles Of Non Cast Copper	-	-	102	138
69975100	750810000	Other Articles Of Cloth, Grill And Netting, Of Nickel Wire	-	-	49	74
69977010	790700100	Gutters,roof Capping, Framers & Othfabricated Components Of Zinc	-	-	43 171	15 338
69977093	790700930	Other Nails, Bolt, Screws & Similarfastening Of Zinc Not Gutters, Etc	89	214	-	-
69977094	790700940	Other Domestic Articles And Parts Thereof Of Zinc	-	-	2 622	1 194
69977096	790700960	Other Zinc Callots For Battery Cell	-	-	677	3 388
69977099	790700990	Other Artices Of Zinc	31	81	127 892	53 356
69979990	761699900	Other Alumunium Articles, Etc Not Venetion Blind	12 107	7 565	76 115	126 563
69985000	810890000	Other Titanium And Articles Thereof	-	-	2 366	186 985
69991300	810193000	Wire Of Tungsten	-	-	4 033	3 522
71111110	840211000	Watertube Boilers W/ A Steam Production Exceeding 45 T Per Hour	-	-	21 000	119 467
71111120	840212000	Watertube Boilers W/ A Steam Production Not Exceeding 45 T Per Hour	-	-	252 911	272 000
71111190	840219000	Other Vapour Generating Boilers, Including Hybrid Boilers	-	-	66 354	283 709

Tabel 21. Lanjutan
Table Continued

SITC	HS	Komoditi Commodity	Eksport/Export		Impor/Import	
			Berat Bersih Net Weight (Kg)	Nilai FOB FOB Value (US\$)	Berat Bersih Net Weight (Kg)	Nilai CIF CIF Value (US\$)
(1)	(2)	(3)	(4)	(5)	(6)	(7)
71112000	840220000	Super-heated Water Boilers	2 656	9 050	-	-
71121111	840410110	Soot Removers	-	-	28 738	178 678
71121119	840410190	Other Auxiliary Plant For Use With Boilers Of Heading No. 84.02	-	-	22 274	37 417
71121120	840410200	Other Auxiliary Plant For Use With Boilers Of Heading No. 84.03	-	-	6 536	11 742
71191000	840290000	Parts Of SteamOrOtherVapourGenerating Boilers	11 730	11 456	928 095	1 744 846
71192100	840490100	Parts Of Auxiliary PlantForUse W/ Boilers Of Heading No. 84.02	-	-	46 424	499 274
71192200	840490200	Parts Of Auxiliary PlantForUse W/ Boilers Of Heading No. 84.03	-	-	45 844	70 437
71211100	840610100	Turbines For Marine Propulsion InCompletely Knocked Down Condition	-	-	6 670	170 000
71211900	840610900	Oth Turbines For Marine Propullsiionnot In Ckd	-	-	13 683	314 272
71219110	840681100	Other Turbines With Output > 40 Mw In Ckd	-	-	35 740	721 188
71219210	840682100	Other Turbines With OutputLt. 40 Mw In Ckd	-	-	160 321	3 138 393
71280000	840690000	Parts Of Turbines	376	319	5 682	176 551
71323000	840820000	Engines Of A Kind Used For The Pro-pulsion Of Vehicles Of Chapters 87	9 717	3 158	18 158	18 230
71332900	840729900	Oth Spark-ignition Recipro/rotary Combustion Piston Not In Ckd>750 Kw	-	-	15 747	8 259
71333910	840810910	Marine Propulsion Engines With The OutputLt. 750 Kw	33 320	23 932	-	-
71333990	840810990	Other Marine Propulsion Engines	-	-	13 135	26 594
71381900	840790990	Other Stationary Engines Max 20 Hp	-	-	85 656	115 175
71382910	840890910	Other Compression-ignition Internal Combustion In Ckd	-	-	370 119	165 276
71382990	840890990	Other Compression-ignition Internal Combustion	261	105	9 152 985	4 275 883
71391900	840991900	Spark-ignition Internal Combustion Piston Of Engines For Aircraft	1 986	16 058	228 919	228 453
71392000	840999000	Other Parts Of Suitable Of Heading 84.07,87.08not For Aircraft Engines	32 095	643 213	812 559	1 168 746
71489190	841181900	Turbo-propellers Of A PowerLt. 5000 Kn Of Other Engines	-	-	15 000	165 000
71491900	841191900	Parts Turbo-jet Or Turbo-propellersof Other Engines	-	-	319	170
71499900	841199900	Other Parts Of Other Machihnes	18	500	320	13 399
71610110	850110110	Dc MotorsLt. 37.5w In Ckd Conditions	50	2 343	9 950	2 508
71610990	850110990	Other Motors Ac/dcLt. 37.5w	1 621	7 965	113 741	497 603

Tabel 21. Lanjutan
Table Continued

SITC	HS	Komoditi Commodity	Eksport/Export		Import/Import	
			Berat Bersih Net Weight (Kg)	Nilai FOB FOB Value (US\$)	Berat Bersih Net Weight (Kg)	Nilai CIF CIF Value (US\$)
(1)	(2)	(3)	(4)	(5)	(6)	(7)
71620190	850131900	Other Dc Motors ;dc GeneratorLt.750w	-	-	277 632	199 285
71620210	850132100	Dc Motors ;dc Generator 750w Lt.output Lt. 7500w In Ckd Conditions	29 038	36 000	272 177	736 955
71620290	850132900	Other Dc Motors ;dc Generator 750wLt. OutputLt. 7500w	-	-	30 254	30 618
71620310	850133100	Dc Motors ;dc Generator 75w Lt. Output Lt. 375w In Ckd Conditions	96	120	217 447	135 744
71620410	850134100	Dc Motors ;dc Generator > 375wIn Ckd Conditions	-	-	2 597	1 692
71631100	850120100	Universal Ac/dc Motors > 37.5wIn Ckd Conditions	-	-	5 258	40 874
71631410	850140100	Other Ac Motors ,single-phaseInCkd Conditions	-	-	158 243	88 706
71631490	850140900	Other Ac Motors ,single-phase	95	300	-	-
71631511	850151100	Other Ac Motors ,multi-phaseLt. 370win Ckd Conditions	-	-	84 019	55 053
71631519	850151900	Other Ac Motors ,multi-phaseLt. 370w	-	-	3 303	3 782
71631521	850152100	Other Ac Motors ,multi-phase 750wLt.outputLt. 7500w In Ckd Condititi	-	-	302 513	604 503
71631529	850152900	Ac Motors,multi-phase 750wLt. Output Lt. 7500w Other Than In Ckd	-	-	1 186	12 787
71631531	850153100	Ac Motors ,multi-phase > 75w In Ckdconditions	-	-	39 248	28 089
71631539	850153900	Ac Motors ,multi-phase > 75w Other Than In Ckd	-	-	307	6 595
71632110	850161100	Ac Generators Lt. 75 Kva InCkdConditions	-	-	1 304 222	674 048
71632190	850161900	Ac Generators Lt. 75 Kva Other Than In Ckd	-	-	152 329	82 232
71632210	850162100	Ac Generators75 KvaLt. OutputLt. 375 Kva In Ckd Conditions	1 100	4 644	8 261	11 754
71632390	850163900	Ac Generators 375 KvaLt. OutputLt.Lt. 750 Kva Other Than In Ck	-	-	24 887	22 978
71632410	850164100	Ac Generators> 750 Kva InCkd Conditions	16 500	13 338	3 877	13 544
71640000	850240000	Electric Rotary Converters	-	-	665 429	426 826
71651100	850211000	Generating Sets With Compression-Ignition Lt. 75 Kva	10 675	20 000	295 360	225 395
71651200	850212000	Generating Sets With Compression-Ignition75 KvaLt. OutputLt. 3	-	-	33 295	98 363
71651300	850213000	Generating Sets With Compression-Ignition> 375 Kva	-	-	154 741	1 539 516
71651900	850220000	Generating Sets With Spark-ignitioninternal Combustion Piston Engines	-	-	34 995	22 408
71652100	850231000	Other Generating Set With Wind-Powered	-	-	5 077	2 663
71652900	850239000	Other Generating Sets With Other-Powered	1 420	112	447 383	298 253

Tabel 21. Lanjutan
Table Continued

SITC	HS	Komoditi Commodity	Eksport/Export		Impor/Import	
			Berat Bersih Net Weight (Kg)	Nilai FOB FOB Value (US\$)	Berat Bersih Net Weight (Kg)	Nilai CIF CIF Value (US\$)
(1)	(2)	(3)	(4)	(5)	(6)	(7)
71690100	850300100	Parts Suitable For Electric Motors	951	12 337	29 204	43 249
71690900	850300900	Other Parts Suitable With HeadingNo.85.01OrNo.85.02	-	-	43 461	56 704
71811100	841011000	Hidraulic Turbines And Water Wheels Of A PowerLt. 1000 Kw	-	-	4 793	28 076
71811200	841012000	Hydraulic Turbines And Water Wheels1000 KwLt. PowerLt. 10.000 Kw	511	341	-	-
71819000	841090000	Parts Hidraulic Turbines And Water Wheels, Including Regulators	385	728	14 696	184 310
71871000	840110000	Nuclear Reactors	-	-	57	346
71891000	841221000	Linear Acting (cylinders) Hydraulicpower Engines And Motors	-	-	7 540	238 439
71892900	841231900	Pneumatic Power Engines And Motors Linear Acting For Other Vehicles	-	-	4	227
71893000	841229000	Other Hydraulic Power Engines AndMotors Not Linear Acting	-	-	26 484	196 315
71893399	841239900	Pneumatic Power Engines And Motors For Other Vehicles	280	300 000	2 824	3 503
71893810	841280100	Power Units	-	-	21 218	84 506
71899900	841290900	Other Parts Of Engines And Motors	275	5 331	210	9 650
72112300	843230000	Seeders, Planters And Transplanters	-	-	9 900	9 045
72112400	843240000	Manure SpreadersAndFertiliserDistributors	-	-	10 570	38 750
72113900	843229000	Scarifiers, Cultivators, Weeders And Hoes	8 636	6 960	-	-
72118000	843280000	Oth.mach. For Lawn Or Sports-groundrollers	-	-	51 433	364 218
72119000	843290000	Parts Mach. For Agricultural, Horticultural Or Forestry	-	-	188 002	2 321 153
72121100	843311000	Mower Powered,w/ The Cutting Devicerotating In A Horizontal Plane	-	-	59 103	96 077
72121900	843319000	Other Mowers ForLawns ,parksOr Sports Grounds	50 818	63 000	74 452	58 995
72123200	843320000	Other Mowers, Including Cutter Barsfor Tractor Mounting	-	-	13 971	47 942
72123400	843340000	Straw Or Fodder Balers, IncludingPick-up Balers	-	-	253	90
72123520	843352000	Other Threshing Machinery	-	-	13 235	108 302
72123590	843359000	Other Harvesting Machinery	-	-	7 000	25 000
72126000	843360000	Machines For Cleaning, Sorting OrGrading Eggs,or Oth.agri.products	1 000	1 000	1 009	1 200
72127900	843710900	Oth.machines For Sorting Seed,grain	-	-	24 249	71 843
72129000	843390000	Parts Harvesting Or Threshing Mach.	-	-	52 227	34 808
72131000	843410000	Milking Machines	85	1 168	-	-

Tabel 21. Lanjutan
Table Continued

SITC	HS	Komoditi Commodity	Eksport/Export		Impor/Import	
			Berat Bersih Net Weight (Kg)	Nilai FOB FOB Value (US\$)	Berat Bersih Net Weight (Kg)	Nilai CIF CIF Value (US\$)
(1)	(2)	(3)	(4)	(5)	(6)	(7)
72191000	843510000	Presses ,crushers&similar Machinery	-	-	108 238	627 740
72195900	843629000	Other Agricultural Machinery Fittedwith Thermal Equipment	-	-	78 385	645 243
72196100	843610000	Machinery For Preparing Animal Feeding Stuffs	-	-	265 331	397 045
72196800	843680000	Oth. Machinery For Poultry-keeping Or Bee-keeping	-	-	106 226	319 352
72198000	843590000	Parts OfPresses ,crushersAnd Similar Mechinery	-	-	6 471	88 752
72199100	843691000	Parts Of Poultry-keeping Machinery Or Poultry Incubator And Brooders	-	-	10 993	25 673
72199900	843699000	Other Parts Of Machinery Agricult.,horticultural And Forestry	3 274	4 237	212 227	346 656
72241100	870110100	Hand Tractors,designed For Agricul-tural Use	2 985	5 700	-	-
72249000	870190000	Other Tractors	-	-	34 306	110 560
72311110	842911100	Bulldozers	-	-	185 050	94 036
72311900	842919000	Other Bulldozer And Angledozer	-	-	410 775	221 402
72312110	842920100	Graders	19 000	70 000	271 828	218 179
72321000	842951000	Front-end Shovel Loaders	-	-	438 843	383 198
72322100	842952100	Hydraulic Excavators	190 000	30 000	1 846 925	958 946
72322900	842952900	Other Hydraulic Excavators	4 730	3 896	159 870	86 634
72329000	842959000	Other Self-propelled Bulldozers, Angledozer, Graders, Levellers	-	-	358 481	721 555
72331000	842930000	Scrapers	26 100	63 309	304	2 632
72333100	842940100	Road Rollers	-	-	351 164	307 273
72339000	843050000	Other Machinery, Self-propelled	26 247	43 326	1 493	1 928
72341000	843010000	Pile-drivers And Pile-extractors	-	-	45 500	52 700
72343000	843039000	OtherCoalOrRoek CuttersAnd Tunneling Machinery	14 111	13 177	-	-
72344000	843049000	Other Boring Or Sinking Machinery	32 796	646 900	150	15 437
72345000	843061000	Tamping Or Compacting Machinery Notself-propelled	-	-	96 134	392 890
72348000	847910000	Machinery For Public Works,buildingor The Like	-	-	2 041	5 040
72391200	843141200	Buckets ,shovels ,grabs And GripsOf Heading No.84.29	-	-	3 687	56 009
72392000	843142000	Buckets ,shovels ,grabs And GripsBulldozer Or Angledozer Blades	-	-	87 307	333 314
72393000	843143000	Parts Of Boring / Sinking Machineryof Subheading No.8431.41 Or 8431.4	109 799	694 081	1 792 701	7 112 647
72399100	843149100	Buckets ,shovels ,grabs And GripsOf Heading No. 84.26	38 250	3 337	4 488	4 739

Tabel 21. Lanjutan
Table Continued

SITC	HS	Komoditi Commodity	Eksport/Export		Impor/Import	
			Berat Bersih Net Weight (Kg)	Nilai FOB FOB Value (US\$)	Berat Bersih Net Weight (Kg)	Nilai CIF CIF Value (US\$)
(1)	(2)	(3)	(4)	(5)	(6)	(7)
72399210	843149210	Buckets ,shovels ,grabs And GripsOf Heading No. 84.29 In Ckd	41 752	68 919	746 115	1 943 714
72399290	843149290	Oth.buckets,shovels,grabs And Gripsof Heading No. 84.29	-	-	87 844	45 986
72433000	845210000	Sewing Machines OfTheHousehold Type	-	-	23 456	13 096
72435190	845221900	Other Automatic Sewing Machines	-	-	370	808
72435900	845229000	Other Sewing Machines Not Automaticunits	-	-	5 793	28 847
72439300	845230000	Sewing Machine Needles	-	-	30	1 124
72439910	845290100	Parts Of Sewing Machine, Arms, Bed, Stand And Pedal	-	-	73 200	9 887
72439990	845290900	Other Parts Of Sewing MachinesOther Parts Of Sewing Machines	-	-	881	1 358
72443200	844520000	Textile Spinning Machines	-	-	2 496	1 402
72449200	844820000	Parts And Accessories Of MachinesOf Heading No. 84.45	-	-	3 486	6 333
72449330	844833000	Spindles, Spindle Flyers, Spinning Rings And Ring Travellers	3 516	5 623	1 481	20 405
72451100	844610000	Machines For Weaving Fabrics Of AWidth Not Exceeding 30 Cm	-	-	6 384	25 326
72453900	844790900	Other Trimming ,braid And TuftingMachines	-	-	63 372	54 667
72455000	844900000	Mach.for The Manufact./finishing Offelt/nonwovens In The Piece/shapes	-	-	2 891	2 925
72461100	844811000	Dobbies And Jacquards;card Reducingcopying Or Assembling Machines	-	-	160	1 976
72461900	844819000	Oth.aux. Machinery For Machines Of Heading No.84.44 To 84.47	-	-	144	1 186
72467100	844841000	Shuttles	-	-	1 166	23 634
72467200	844842000	Reeds For Looms, Healds And Heald -frames	-	-	70	5 906
72467900	844849000	Other Parts AndAccessoriesOf Weaving Machines	-	-	305	279
72468900	844859000	Other PartsAndAccessoriesOfMachines Of Heading No. 84.47	-	-	2 463	149 806
72471000	845020000	Machines , Each OfA DryLinen Capacity > 10 Kg	-	-	5 386	13 522
72472000	845110000	Dry-cleaning Machines	-	-	150	1 105
72473000	845129000	Other Drying Machines	-	-	259 202	197 392
72481000	845310000	Machinery For Preparing, Tanning Orworking Hides, Skins Or Leather	-	-	8 203	14 068
72491900	845090900	Other Parts Of Household Washing Machines	-	-	138	265
72512200	843920000	Machinery For Making Paper Or Paperboard	-	-	4 110	9 730
72512300	843930000	Machinery For Finishing Paper Or Paperboard	-	-	23 154	23 889

Tabel 21. Lanjutan
Table Continued

SITC	HS	Komoditi Commodity	Eksport/Export		Import/Import	
			Berat Bersih Net Weight (Kg)	Nilai FOB FOB Value (US\$)	Berat Bersih Net Weight (Kg)	Nilai CIF CIF Value (US\$)
(1)	(2)	(3)	(4)	(5)	(6)	(7)
72521900	844110900	Other Cutting Machines	154	960	29 924	88 428
72525000	844130000	Machines For Making Cartons, Boxes,cases,tubes,drums/similar Containe	-	-	252 801	283 416
72527000	844140000	Machines For Moulding Articles InPaper Pulp ,paper Or Paperboard	-	-	6 050	3 650
72529000	844180000	Other Machinery For Making Pulp ,Paper Or Paperboard	-	-	18 312	54 979
72591100	843991000	Parts Of Machinery For Making Pulp Of Fibrous Cellulosic Material	-	-	16 608	388 905
72591900	843999000	Other Parts Of Machinery For Makingpulp Of Fibrous Cellulosic Materia	2 365	208 591	38 927	598 645
72599000	844190000	Parts Oth.mach.for Making Up Paper,pulp,paper/paperboard Incl.cutting	3 553	4 627	9 549	49 155
72635000	844250000	Printing Type, Blocks, Plates, Cylinders & Oth.printing Components	-	-	5 672	52 656
72651900	844311900	Other OffsetPrintingReelFedMachinery	-	-	101 470	1 121 427
72659000	844319000	Other Offset Printing Machinery	-	-	142 770	327 727
72661900	844329000	Oth.letter-press Printing Machinery	-	-	3 368	11 370
72663000	844330000	Flexographic Printing Machinery	-	-	37 723	240 081
72665000	844340000	Gravure Printing Machinery	-	-	11 020	166 566
72667999	844359990	Other Printing Machines	-	-	51 200	621 335
72691000	844240000	Parts Of The Foregoing Machinery , Apparatus Or Equipment	574	5 358	431 876	354 186
72699000	844390000	Parts Of Printing Machines	-	-	2 083	5 497
72711100	843780100	Rice-hulling Machine,rice Polishing	-	-	72 564	45 842
72711900	843780900	Other Machinery UsedInMillingIndustry For Cleaning,sorting Seed	-	-	236 440	259 666
72719100	843790100	Parts Of Machinery For Rice-hullingmachine, Rice Polishing	-	-	28 515	17 854
72719900	843790900	Other Parts Of Machinery	85	30	172 633	396 412
72721000	847920000	Machinery For TheExtractionOrPreparation Of Fats Or Oils	500	1 000	1 852 628	12 159 632
72722110	843810100	Bakery Machinery	-	-	9 743	51 558
72722190	843810900	Other Machinery For The Manufactureof Macaroni ,spaghetti	2 750	9 923	114 886	211 502
72722200	843820000	Machinery For The Manufacture Of Confectionery,cocoa Or Chocolate	10 996	14 364	2 508	303 007
72722300	843830000	Machinery For Sugar Manufacture	-	-	55	126
72722500	843850000	Machinery For The Preparation Of Meat Or Poultry	-	-	140 658	228 119

Tabel 21. Lanjutan
Table Continued

SITC	HS	Komoditi Commodity	Eksport/Export		Impor/Import	
			Berat Bersih Net Weight (Kg)	Nilai FOB FOB Value (US\$)	Berat Bersih Net Weight (Kg)	Nilai CIF CIF Value (US\$)
(1)	(2)	(3)	(4)	(5)	(6)	(7)
72722600	843860000	Machinery For The Preparation Of Fruits ,nuts Or Vegetables	-	-	20 606	42 850
72722890	843880900	Other Machinery Used In The Millingindustry	-	-	137 337	571 501
72729000	843890000	Parts Mach. For The Industrial Preparation/manufact. Of Food/drink	540	300	8 018	52 371
72811100	846410000	Sawing Machines For Working Stone	-	-	27 373	17 870
72811200	846420000	Grinding Or Polishing Machines For Working Stone	-	-	110 456	55 073
72811900	846490000	Other Machine Tools For WorkingStone	-	-	79 639	93 010
72812100	846510000	Machines-toolsForWorkingWood Without Tool Change	-	-	50 399	27 803
72812910	846591000	Sawing Machines For Working Wood	-	-	44 676	256 267
72812920	846592000	Planing, Milling OrMouldingMachines For Working Wood	4 500	27 750	56 496	259 853
72812930	846593000	Grinding, Sanding OrPolishingMachines For Working Wood	-	-	70 355	193 480
72812950	846595000	DrillingOrMorticingMachinesFor Working Wood	-	-	70 468	180 782
72812960	846596000	Splitting, Slicing OrParingMachines For Working Wood	-	-	54 007	130 176
72812990	846599000	Other Machine Tool For Working Wood	54 365	21 435	223 729	1 441 383
72819100	846691000	Parts For Machines Of Head.no.84.64	-	-	203	1 512
72819200	846692000	Parts For Machines Of Head.no.84.65	255	4 625	1 887	16 007
72831000	847410000	Sorting, Screening, Separating OrWashing Machines	-	-	18 997	347 899
72832100	847420100	Crushing Or GrindingMachinesFor Stones	425	175	11 185	82 367
72832900	847420900	Other Crushing Or Grinding Machines For Stones	25 500	1 110	14 718	40 049
72833100	847431000	Concrete Or Mortar Mixers	-	-	1 356	1 005
72833200	847432000	Machines For Mixing Mineral Subs - Tances With Bitumen	-	-	49 950	50 480
72833900	847439000	Other Machine For Agglomerating	236	48	117 391	202 653
72834900	847480900	Other Machinery For Process. Earth,stone, Ore And The Like	-	-	114 807	369 118
72839000	847490000	Parts Of Machinery Of Heading 84.74	9 704 584	12 138 576	186 551	351 528
72841100	847510000	Machines For Assembling Electric Orelectronic Lamps Or Flashbulbs	-	-	22 830	107 560
72841290	847529000	Other Machines For Manufacturing Orhot Working Glass/glassware	-	-	43 160	27 640
72842100	847710000	Injection-mouldingMachines For Working Rubber Or Plastics	864	1 187	93 650	87 059

Tabel 21. Lanjutan
Table Continued

SITC	HS	Komoditi Commodity	Eksport/Export		Impor/Import	
			Berat Bersih Net Weight (Kg)	Nilai FOB FOB Value (US\$)	Berat Bersih Net Weight (Kg)	Nilai CIF CIF Value (US\$)
(1)	(2)	(3)	(4)	(5)	(6)	(7)
72842200	847720000	Extruders For Working Rubber OrPlastics	-	-	226 717	1 707 683
72842300	847730000	Flow Moulding Machines For Working Rubber Or Plastics	-	-	11 728	30 250
72842400	847740000	Vacuum Moulding Machines And Other Thermoforming Machines	-	-	690	16 000
72842510	847751000	Machines For Moulding Or Retreadingpneumatic Tyres	-	-	65 011	107 670
72842590	847759000	Other Machinery For Moulding OrOtherwise Forming	16 000	25 589	47 556	107 369
72842800	847780000	Other Machinery For Working Rubber Or Plastics	294	2 949	577 961	1 866 800
72843900	847810900	Other Machinery For Preparing Or Making Up Tobacco	116	102	11 052	631 002
72844000	847930000	Presses ForTheManufactureOfParticle Board Of Wood Or Other	-	-	6 768	77 762
72846000	847981000	Machines And Mechanical Appliances For Treating Metal	10 551	27 848	15 821	90 804
72849400	847940000	Rope Or Cable-making Machines	1 489	3 635	-	-
72849500	847950000	Industrial Robots, Not Elsewhere Specified Or Included	4 772	14 727	5 364	10 500
72849600	847960000	Evaporative Air Coolers	-	-	22 810	28 354
72849800	847982000	Machines And Mechanical Appliances Mixing, Kneading, Crushing ,etc	1 348	31 628	260 942	1 307 510
72849910	847989100	Gas Operated Welding, Brasing,cutt-ing Surface Tempering Appliances	9 881	25 492	-	-
72849990	847989900	OtherMachinesAnd MechanicalAppliances	883 631	1 906 142	193 624	613 705
72851000	847590000	Parts Of Machines For Assembling Electric/manufacturing Glassware	-	-	52 792	430 935
72852000	847790000	Parts Of MachineryForWorking Rubber Or Plastics	891	1 375	48 787	240 959
72853000	847890000	Parts Of Other Machinery For Preparing Or Making Up Tobacco	5 207	12 290	487	114 422
72855000	847990000	Parts Machines & Mech. AppliancesHaving Individual Functions	317 734	696 355	748 850	2 913 146
73111000	845610000	Machine-tools Operated By Laser Or Oth.light/photon Beam Processes	-	-	5 191	4 364
73121000	845710000	Machining Centres	-	-	5 520	46 311
73122000	845720000	Unit Construction Machines (single-station)	4 000	15 914	-	-
73131000	845811000	Horizontal Lathes With Numerically Controlled	-	-	3 711	2 814
73137000	845819000	Horizontal Lathes WithoutNumerically Controlled	-	-	160 877	365 914
73139000	845899000	Other Lathes Without Numerically Controlled	-	-	193 635	245 882
73141000	845910000	Way-type Unit Head Machines	-	-	864	446

Tabel 21. Lanjutan
Table Continued

SITC	HS	Komoditi Commodity	Eksport/Export		Impor/Import	
			Berat Bersih Net Weight (Kg)	Nilai FOB FOB Value (US\$)	Berat Bersih Net Weight (Kg)	Nilai CIF CIF Value (US\$)
(1)	(2)	(3)	(4)	(5)	(6)	(7)
73143000	845929000	Other Drilling Machines Without Numerically Controlled	-	-	47 790	52 740
73145000	845939000	Other Boring-milling Machines Without Numerically Controlled	-	-	2 209	3 980
73146000	845940000	Other Boring Machines	573	109	80 700	267 590
73154000	845969000	Other Boring-milling Machines	-	-	32 259	82 185
73157000	845970000	Other Threading Or Tapping Machines	-	-	4 354	7 218
73161000	846011000	Flat-surface Grinding Machines With numerically Controlled	-	-	3 500	25 108
73162000	846019000	Flat-surface Grinding Machines Without Numerically Controlled	830	313	-	-
73164000	846029000	Other Grinding Machines Without Numerically Controlled	-	-	623	28 593
73167000	846040000	Honing Or Lapping Machines	-	-	5 389	8 051
73169000	846090000	Oth.mach.-tools For Polishing Or Oth. Whise Finishing Metal/cermets	-	-	2 035	1 207
73171000	846120000	Shaping Or Slotting Machines	2 000	4 725	37 285	55 412
73175000	846140000	Gear Cutting, Gear Grinding Or Gearfinishing Machines	-	-	4 900	4 510
73177000	846150000	Sawing Or Cutting-off Machines	-	-	94 854	270 161
73178000	846110000	Planing Machines	-	-	2 000	2 648
73179000	846190000	Other Machine Tools For Planning , Shaping	-	-	1 035	625
73311000	846210000	Forging Or Die-stamping Machines And Hammers	-	-	49 352	103 540
73312000	846221000	Bending ,folding Or Straightening Machines Numerically Controlled	48 000	19 547	164 896	312 494
73313000	846229000	Other Bending, folding/straightening machines	-	-	130 577	133 811
73314000	846231000	Shearing Machines Numerically Controlled	-	-	79 685	100 500
73315000	846239000	Other Shearing Machines	-	-	18 581	49 721
73317000	846249000	Other Punching Or Notching Machines	-	-	53 799	29 997
73318190	846291900	Other Hydraulic Presses	-	-	12 796	7 167
73318910	846299100	Other Punching Or Notching Machines for Treating Metal / Metal Carbide	-	-	29 979	27 571
73318990	846299900	Other Machine Tools For Working Metal By Forging	-	-	155 750	135 168
73391000	846310000	Draw-benches For Bars, Tubes, Pro -files ,wire Or The Like	-	-	2 694	3 514
73395000	846330000	Machines For Working Wire	450	560	59 820	66 985
73399000	846390000	Other Machine Tools For Working Metal, without Removing Material	-	-	28 164	146 480

Tabel 21. Lanjutan
Table Continued

SITC	HS	Komoditi Commodity	Eksport/Export		Impor/Import	
			Berat Bersih Net Weight (Kg)	Nilai FOB FOB Value (US\$)	Berat Bersih Net Weight (Kg)	Nilai CIF CIF Value (US\$)
(1)	(2)	(3)	(4)	(5)	(6)	(7)
73511000	846610000	Tool Holders And Self-opening Die -heads	-	-	377	229
73513000	846620000	Work Holders	-	-	2 854	7 722
73515000	846630000	Dividing Heads And Other Special Attachments For Machine-tools	-	-	2 316	5 192
73595000	846694000	Parts For Machines Of Head.no.84.62or No.84.63	-	-	9 552	70 507
73711100	845410000	Converters	-	-	87	1 074
73711200	845420000	Ingot Moulds And Ladles	-	-	5 285	81 589
73712000	845430000	Casting Machines	-	-	37 500	33 050
73719000	845490000	Parts Of Machines Used In Metalurgi	-	-	33 027	495 880
73721100	845510000	Tube Mills	-	-	62 492	976 972
73721210	845521000	Hot Or CombinationHotAndCold Rolling Mills	-	-	40 279	69 145
73721220	845522000	Cold Rolling Mills	336 195	350 350	3 783	3 974
73729300	845530000	Rolls For Rolling Mills	-	-	214 706	293 891
73729900	845590000	Other Parts Of Rolling Mills	-	-	70 838	193 436
73731900	851511900	Other SolderingIronsAndGunsIncluded Laser-type	-	-	4 167	2 452
73732100	851519100	Electrical BrazingOrSolderingMachines	-	-	3 765	4 563
73733100	851521100	Electrical Automatic Machines ForWelding Of Metal	-	-	16 042	15 287
73734100	851529100	Electrical Machines Not AutomaticFor Welding Of Metal	-	-	7 002	15 208
73734900	851529900	Other Machines Not Automatic For Welding Of Metal Includ.laser Type	-	-	6 124	7 355
73735100	851531100	Electrical Automatic Machines AndApparatus For Arc	-	-	37 907	22 879
73735900	851531900	Other Automatic Machines & Apparatus Included Laser Type	-	-	4 546	26 418
73736100	851539100	Electrical Not Automatic MachinesAnd Apparatus For Arc	-	-	55 188	46 644
73737000	851580000	Other Machines And Apparatus For Arc Welding Metals	-	-	54 274	78 001
73739000	851590000	Parts Of Machines For Arc WeldingMetals	44	714	13 066	10 556
73742000	846820000	Other Gas-operated Machinery And Apparatus	-	-	13 551	11 469
73743000	846880000	Other Machinery And Apparatus ForSoldering, Brazing Or Welding	-	-	69 643	22 707
74121000	841610000	Furnace Burners For Liquid Fuel	45	68	24 666	67 673
74123000	841620000	Other Furnace Burners, Including Combination Burners	-	-	2 249	40 826
74128000	841690000	Parts Of Furnace Burners,mechanicalstockers	7	500	7 397	141 330

Tabel 21. Lanjutan
Table Continued

SITC	HS	Komoditi Commodity	Eksport/Export		Impor/Import	
			Berat Bersih Net Weight (Kg)	Nilai FOB FOB Value (US\$)	Berat Bersih Net Weight (Kg)	Nilai CIF CIF Value (US\$)
(1)	(2)	(3)	(4)	(5)	(6)	(7)
74131000	851410000	Resistance Heated Furnaces And Oven	-	-	14 517	84 416
74132000	851420000	Induction Or DielectricFurnacesAnd Ovens	-	-	13 920	34 244
74133000	851430000	Other Furnaces And Ovens	-	-	180 510	222 900
74134000	851440000	Other InductionOrDielectricHeating Equipment	-	-	1 165	2 673
74135000	851490000	Parts Of Industrial Or LaboratoryElectric Furnaces And Ovens	-	-	26 209	98 385
74136000	841710000	Furnaces And Ovens For The Roastingmelting Of Ores,pyrites / Of Metal	-	-	3 241	4 000
74137000	841720000	BakeryOvens, Includ.biscuit Ovens	-	-	40 022	90 156
74138000	841780000	Oth.industrial/laboratory Furnaces And Ovens	266	1 168	675 421	767 441
74139000	841790000	Parts OfIndustrial / LaboratoryFurnaces And Ovens	-	-	17 569	130 048
74143000	841850000	Refrigerating / Freezing Display Counter,cabinet,show-cases&the Lik	-	-	87 842	241 720
74145100	841861000	CompressionsTypeUnitsWhose Condensers Are Heat Exchangers	64	6	23 643	159 049
74145900	841869000	Other RefrigeratingOrFreezingEquipment	600	4 911	160 650	713 290
74149100	841891000	Furniture Designed To Receive Refrigerating Or Freezing Equipment	-	-	38 761	85 309
74149910	841899100	Other Refrigerator, Freezer And Other Refrigerating Of Freezing	-	-	15	150
74149990	841899900	Other Refrigerating, FreezingFurniture	35 036	12 951	137 750	1 181 091
74151000	841510000	Air Condition Machine For Window Orwall Types, Self-contained	-	-	66 871	266 596
74155000	841520000	Air Conditioning Machines Of A Kindused For Persons,in Motor Vehicles	3 225	918	-	-
74155100	841581000	Incorporating Refrigerator Unit &Valve For Several Of Cool/heatcycle	-	-	12 682	82 614
74155200	841582000	Oth, Incorporating A Refrigerating Unit	-	-	82 337	472 875
74155300	841583000	Not Incorporating A RefrigeratingUnit	-	-	5 026	34 108
74159100	841590100	Chasis, Cabinet Of Air Conditioningmachines, Welded & Painted	-	-	1 469	7 524
74159900	841590900	Other Parts Of Air ConditioningMachines	-	-	21 342	98 645
74171000	840510000	Produced Gas/water Gas Generators, With/without Their Pury ;acetylene	-	-	121 056	240 888
74172000	840590000	Parts Producer GasOrWaterGas Generators	-	-	724	3 478
74173000	841940000	Distilling Or Rectifying Plant	-	-	399	8 383
74174000	841950000	Heat Exchange Units	-	-	139 312	346 964
74175000	841960000	Machinery For Liquefying Air Or Gas	-	-	20 929	352 352

Tabel 21. Lanjutan
Table Continued

SITC	HS	Komoditi Commodity	Eksport/Export		Impor/Import	
			Berat Bersih Net Weight (Kg)	Nilai FOB FOB Value (US\$)	Berat Bersih Net Weight (Kg)	Nilai CIF CIF Value (US\$)
(1)	(2)	(3)	(4)	(5)	(6)	(7)
74181100	841911100	Instaneous Gas Water Heaters OfA Kind Used For Domestic Purpose	-	-	7	12
74181900	841911900	Oth.instantaneous Gas Water Heaters	-	-	1 283	14 208
74182900	841919900	Other Storage Water Heaters	-	-	5 016	36 947
74183000	841920000	Medical, SurgicalOrLaboratorySterilisers	-	-	156	1 238
74184000	841931000	Dryers For Agricultural Products	-	-	371 155	971 064
74185000	841932000	Dryers For Wood, Paper Pulp, Paper Or Paperboard	-	-	95 752	278 894
74186000	841939000	Other Dryers	3	20	95 658	151 563
74187000	841981000	Machinery For Making Hot Drinks Or For Cooking Or Heating Food	-	-	4 176	10 622
74189100	841989100	Heating AndCoolingPlantAnd Machinery	-	-	4 248	43 696
74189900	841989900	Other Machinery,plant And Equipment	13 715	2 922	121 167	622 942
74190000	841990000	Other Parts Machinery, PlantandEquipment	2 461	4 163	62 639	222 484
74211000	841311000	Pumps For Dispensing Fuel/lubricantof The Type Used In Garages	-	-	154	280
74219000	841319000	Other Pump Designed To Be Fitted W/a Measuring Device	-	-	47 548	261 887
74220000	841330000	Fuel Lubricating Or CoolingMedium PumpsForInternalCombustion	340	340	21 565	44 451
74240000	841350000	OtherReciprocating Positive Dis- Placement Pumps	-	-	24 800	36 307
74250100	841360100	Other Rotary PositiveDisplacement Pumps In Ckd	-	-	874	931
74260100	841370100	Other Centrifugal Pumps, In Ckd Condition	10 326	48 371	90 460	439 397
74260900	841370900	Other Centrifugal Pumps, In Ckd	-	-	3 218	26 239
74271100	841320000	Hand Pumps,other Than Those Of Sub-heading No.8413.11 Or 8413.19	-	-	39 649	24 665
74271200	841381000	Other Pumps	902	6 130	494 219	835 189
74275000	841382000	Liquid Elevators	250	1 122	165 191	123 309
74291000	841391000	Parts Of Pumps	3 368	13 782	76 564	823 806
74295000	841392000	Parts Of Liquid Elevators	-	-	16	10
74311000	841410000	Vacuum Pumps	3 368	14 604	5 002	48 036
74313000	841420000	Hand Or Foot-operated Air Pumps	14	679	102 589	40 075
74315000	841430000	Compressors Of A Kind Used InRe -frigerating Equipment	15 548	285 523	63 459	836 932
74317000	841440000	Air Compressors Mounted Or A Wheelechasis For Towing	-	-	431 701	496 171
74319100	841480100	Pumps	159	53	25 630	2 166 313

Tabel 21. Lanjutan
Table Continued

SITC	HS	Komoditi Commodity	Eksport/Export		Impor/Import	
			Berat Bersih Net Weight (Kg)	Nilai FOB FOB Value (US\$)	Berat Bersih Net Weight (Kg)	Nilai CIF CIF Value (US\$)
(1)	(2)	(3)	(4)	(5)	(6)	(7)
74319210	841480210	Compressor For Ac	26 561	766 735	-	-
74319290	841480290	Compressor For Other Purposes	-	-	37 485	548 346
74319300	841480300	Turbo Super Charger	-	-	50	519
74319900	841480900	Other Air Or VacuumPumps,Gas Compressors Or Fans	220	100	44 812	179 532
74341000	841451000	Table, Floor, Wall, Window, Ceilingor Roof Fans OutputLt. 125 W	-	-	110 417	134 740
74343900	841459900	Other Fans For Other Purposes	790	100	183 092	744 427
74351000	842111000	Cream Separators Centrifuges	2 188	9 349	1 000	10 800
74355900	842112900	Other Clothes-dryers	-	-	1 950	5 029
74359000	842119000	Other Centrifuges	4 157	46 024	180 475	2 668 534
74361000	842121000	Machinery For Filtering / Purifyingwater	43 887	112 709	45 227	386 455
74362000	842122000	Machinery For Filtering / Purifyingbeverages Other Than Water	-	-	11 644	221 199
74363000	842123000	Filtering/purifying Machinery ForInternal Combution Engines	40	500	87 801	465 069
74364000	842131000	Filtering/purifying Machinery ForInternal Combustion Engines	-	-	79 150	536 774
74367000	842129000	Other Filtering Or Purifying Water	12 976	340 071	216 935	709 457
74369000	842139000	Other Filtering Or Purifying Machinery And Apparatus Gases	-	-	49 929	807 318
74380100	841490100	Parts Of Pumps Or Compressors	-	-	29 843	397 517
74380900	841490900	Other Parts Of Pumps , CompressorOr Fans	1 115	400 298	36 494	198 669
74391900	842191900	Other Parts Of Centryfugal DryingMachines	600	353	13 675	265 514
74395000	842199000	Other Parts Of Centryfuges	3 144	25 512	50 295	709 821
74411000	842710000	Self-propelled Trucks Powered By Anelectric Motor For Fork-lift	-	-	8 380	4 221
74412000	842720000	Other Self-propelled Trucks	-	-	68 747	68 853
74413000	842790000	Other Trucks	-	-	44 620	94 685
74419000	870990000	Parts Of Vehicles	-	-	6 221	260 304
74421100	842511000	Pulley Tackle And Hoits For Raisingvehicles Powered By Electric Motor	-	-	24 773	98 786
74421900	842519000	Other Pulley Tackle And Hoits ForRaising Vehicles	-	-	50 942	33 496
74423000	842520000	Pit-heat Winding Gear ; WinchesFor Use Underground	-	-	525	1 854
74425100	842531000	Other Winches;capstans With Poweredby Electric Motor	-	-	11 533	56 679
74425900	842539000	Oth. Winches ;capstans Not Electricpowered	-	-	9 075	15 715

Tabel 21. Lanjutan
Table Continued

SITC	HS	Komoditi Commodity	Eksport/Export		Impor/Import	
			Berat Bersih Net Weight (Kg)	Nilai FOB FOB Value (US\$)	Berat Bersih Net Weight (Kg)	Nilai CIF CIF Value (US\$)
(1)	(2)	(3)	(4)	(5)	(6)	(7)
74431000	842611000	Overhead Traveling Cranes On Fixed Support	-	-	7 549	88 057
74432200	842612000	Mobile Lifting Frames On Tyres And Straddle Carriers	19 500	8 100	-	-
74433200	842619200	Gantry And Bridge Cranes	-	-	3 115	22 906
74434000	842620000	Tower Cranes	-	-	75 186	39 888
74437100	842641000	Machinery ,self-propelled On Tyres	-	-	269 413	122 241
74437900	842649000	Other Machinery ,self-propelled	-	-	83 384	44 725
74439100	842691000	Machinery Designed For Mounting On Road Vehicles	21 650	5 845	-	-
74439910	842699100	Other Cranes	-	-	10 609	42 210
74443000	842542000	Other Jacks And Hoists, Hydraulic	-	-	94 809	56 627
74449000	842549000	Other Winches ;capstans	-	-	39 489	34 383
74471000	842820000	Pneumatic Elevator And Conveyors	193	794	116 571	244 834
74473000	842832000	BucketTypeContinuous-actionElevator	30 000	10 550	167 954	108 770
74474000	842833000	Belt Type Continuous-actionElevator	72 000	36 247	7 469	38 675
74479000	842839000	Other Continuous-action Elevator	-	-	126 999	469 030
74481000	842810000	Lifts And Skip Hoists	-	-	114 585	288 640
74485000	842840000	Escalator And Moving Walkways	-	-	350 374	793 762
74489900	842890000	Other Machinery Of Lifting,handlingor Loading	-	-	28 954	337 153
74491000	843110000	Parts Suitable For Use Solely/prin-cipally Of Mach.of Head No.84.25	100 641	32 475	9 791	42 748
74492200	843120200	Parts Of Other Self-propelled Truck	72	282	6 390	33 924
74493000	843131000	Parts Of Lift ,skip Hoists Or Esca-lators	-	-	113 123	156 644
74494100	843139100	Parts Of Other Loading Machinery , Telphers And Conveyors	730	4 084	46 585	1 012 407
74511100	846711000	Hand-tools, Pneumatic With RotaryType	-	-	415	1 429
74511900	846719000	Hand-tools, Pneumatic Other Than Rotary Type	14	73	45 763	29 583
74512900	846789000	Other Hand-tools Hydraulic Or With Non-electric Motor	-	-	15 276	11 656
74519100	846791000	Parts Of Chain Saws	-	-	96 501	80 890
74519900	846799000	Other Parts Of Tools For Working Inthe Hand	-	-	18 461	21 919
74521000	842219000	Other Dish Washing Machines	-	-	841	1 000
74527390	842230900	Other Machinery For Filling,closingcontainers	2 901	526	49 324	592 355
74527400	842240000	Other Packing Or Wrapping Machinery	8 000	5 000	59 837	3 660 310
74529000	842290000	Parts Of Dish Washing Machines,Cleaning And Drying Bottles Etc	-	-	21 638	469 448
74531300	842330000	Constant Weight Scales	-	-	6	5 046

Tabel 21. Lanjutan
Table Continued

SITC	HS	Komoditi Commodity	Eksport/Export		Import/Import	
			Berat Bersih Net Weight (Kg)	Nilai FOB FOB Value (US\$)	Berat Bersih Net Weight (Kg)	Nilai CIF CIF Value (US\$)
(1)	(2)	(3)	(4)	(5)	(6)	(7)
74531810	842381000	Other Weighing Machinery Having A Maximum Weighing Capacity Lt. 30	-	-	18 271	33 415
74531890	842389000	Other Weighing Machinery	135	110	3 163	226 015
74532000	842310000	Personal Weighing Machines, Includ.baby Scales ;household Scales	10 562	9 256	64 104	44 573
74539900	842390900	Parts Weighing Machinery	-	-	52 814	62 132
74561000	842410000	Fire Extinguishers, Whether Or Not charged	-	-	7 567	6 168
74562000	842420000	Spray Guns And Similar Appliances	-	-	1 540	1 974
74563000	842430000	Steam Or Sand Blasting Machines And similar Jet Projecting Machines	-	-	31 420	80 703
74564100	842481100	Agricult.mech. Appl For Projecting Dispers. Liquid/powder Hand Oprated	100	750	44 652	78 251
74564900	842481900	Other Agricult. Mech. Appl. For Projecting/dispers Liquid/powder	-	-	168 571	115 002
74565000	842489000	Other Mechanical Appliances	-	-	22 060	27 269
74568000	842490000	Parts Mechanical Appliances	249	5 256	21 767	95 278
74591100	842010100	Calendering Or Oth Rolling Machines for The Rubber Industry	-	-	800	4 750
74593190	842091900	Other Parts Of Cylinders	-	-	616	22 393
74593990	842099900	Other Parts Of Calendering Machines	-	-	4 782	137 922
74595900	847629000	Automatic Bev.-vending Mach Without incorp.heating/refrigerating Device	-	-	8 157	8 386
74610000	848210000	Ball Bearings	132	1 540	167 727	160 259
74620000	848220000	Tapered Roller Bearings, Including Cone And Tapered Roller Assemblies	-	-	56 479	291 808
74630000	848230000	Spherical Roller Bearings	-	-	16 185	13 639
74640000	848240000	Needle Roller Bearings	-	-	6 642	10 425
74650000	848250000	Other Cylindrical Roller Bearings	-	-	17 032	43 771
74680000	848280000	Combined Ball Or Roller Bearing And similar	11	22	225 374	485 161
74691000	848291000	Balls, Needles And Rollers	-	-	49 731	45 487
74699000	848299000	Other Parts Of Ball And Roller Bearings	-	-	22 834	165 747
74710000	848110000	Pressure-reducing Valves	745	6 910	25 354	174 890
74720000	848120000	Valves For Oleohydraulic Or Pneumatic Transmissions	-	-	19 346	187 022
74730000	848130000	Check Valves	125	1 051	55 788	246 739
74740000	848140000	Safety Or Relief Valves	169	4 955	141 003	401 650
74780200	848180200	Ball Valves; Pressure Gauge Cocks	-	-	127 219	559 134
74780300	848180300	Valves For Tyres And Tubes	-	-	516 932	2 935 005

Tabel 21. Lanjutan
Table Continued

SITC	HS	Komoditi Commodity	Eksport/Export		Impor/Import	
			Berat Bersih Net Weight (Kg)	Nilai FOB FOB Value (US\$)	Berat Bersih Net Weight (Kg)	Nilai CIF CIF Value (US\$)
(1)	(2)	(3)	(4)	(5)	(6)	(7)
74780910	848180910	Oth.appliances By Hand,weight. Lt. 3kgsurface-treated Or Of Nickel	-	-	148 327	54 089
74780990	848180990	Other Appliances Used In PressureMachinery	730	6 566	228 486	1 329 193
74790000	848190000	PartsOfTaps ,cocks ,valves And Similar Appliances	-	-	47 105	234 709
74810000	848310000	Transmission Shafts (including Cam Shafts And Crank Shafts)and Cranks	123	7 500	202 384	603 623
74821000	848320000	Bearing Housing,IncorporatingBall Or Roller Bearings	270	2 680	8 974	29 884
74822000	848330000	Bearings Housing, Not Incorporatingball ,plain Shaft Bearings	-	-	3 514	8 147
74831100	731511100	Chain Used For Cycle	-	-	349 557	134 691
74831900	731511900	Other Roller Chain	4 500	351	589 263	773 017
74832000	731512000	Other Articulated Link Chain	-	-	565 784	1 111 400
74839000	731519000	Parts Of Articulated Link Chain	13 777	36 150	64 797	48 046
74840000	848340000	Gears AndGearings ,chain Sprocketsgear Boxes And Other Speed Changer	188	3 189	715 138	2 189 884
74850000	848350000	Flywheels AndPulleys,Including Pulley Blocks	-	-	25 535	49 376
74860000	848360000	Clutches And Shaft Couplings (incl.universal Joints)	-	-	61 531	188 446
74890000	848390000	Parts Transmission Shafts & Cranks	-	-	90 445	152 583
74912000	848020000	Mould Bases	107	3 197	1 927	1 626
74913000	848030000	Moulding Patterns	-	-	220 419	268 294
74914000	848041000	Moudls For Metal Or Metal Carbides InjectionOr Compression Types	-	-	2 746	8 674
74915000	848049000	Other Moudls For MetalOrMetalCarbides	26 102	22 097	31 577	73 231
74916000	848050000	Moulds For Glass	-	-	37 072	572 592
74917000	848060000	Moulds For Mineral Materials	2 912	7 800	-	-
74918000	848071000	Moudls ForRubberOr PlasticsInjection Or Compression Types	21 447	4 416	138 376	262 170
74919000	848079000	Other Moudls For Rubber Or Plastics	8 507	14 522	62 595	138 814
74920100	848410000	Gaskets And Similar Joints Of Metalsheeting Combined	5 337	24 734	112 653	616 243
74920900	848490000	Other Sets Or Assortments Of Gasketand Similar Joints	-	-	107 960	847 666
74991000	848510000	Ships' Propellers And Blades Therefor	995	420	2 294	22 855
74999100	848590100	Oils Seal Rings	144	303	49 266	222 715
74999200	848420000	Mechanical Seal	31	1 500	755	26 623
74999900	848590900	Other Machinery Parts,N.e.s In Chapter 84	-	-	21 080	65 001

Tabel 21. Lanjutan
Table Continued

SITC	HS	Komoditi Commodity	Eksport/Export		Impor/Import	
			Berat Bersih Net Weight (Kg)	Nilai FOB FOB Value (US\$)	Berat Bersih Net Weight (Kg)	Nilai CIF CIF Value (US\$)
(1)	(2)	(3)	(4)	(5)	(6)	(7)
75118900	846930900	Other Typewriters, Non-electric Other Than In Ckd	-	-	24 500	52 500
75121000	847010000	Electronic Calculators Capable Of Operat. w/o External Source Of Powe	1 310	155 304	5 401	17 945
75122290	847029000	Other Electronic Calculating Machines	-	-	19 483	27 330
75122300	847030000	Other Calculating Machines	-	-	5	3
75131000	900911000	Electrostatic Photo-copying Direct process	18 000	34 042	-	-
75199000	847290000	Cheque Writing Machines	620	1 198	7 034	12 821
75221900	847141900	Oth.digital Automatic Data Process Machines In The Same Housing	105	640	2 454	17 323
75231900	847149900	Oth.than Cpu For Personal Microcomp presented In The Form Of System	6 094	47 297	4 497	47 275
75232100	847150100	Oth.digital Processing Units With Cpu For Personal & Micro Computer	7	8	-	-
75232900	847150900	Oth.digital Processing Units Other Than For Personal & Micro Computer	-	-	29	712
75233000	847130000	Portable Digital Automatic Data Processing Machines	-	-	7	168
75261100	847160100	Printer	239	306	22 020	36 738
75261200	847160200	Display Monitor	24 953	15 301	-	-
75261900	847160900	Other Input/output Units Other Than printer	68	960	4 939	15 086
75271900	847170900	Oth.storage Units Other Than Hard Disk Drive	228	1 725	-	-
75298000	847180000	Other Units Of Automatic Data Processing Machines	-	-	40	1 185
75299000	847190000	Other Of Data Processing Machines And Units Thereof	49 344	100 007	235	4 453
75991100	847310100	Parts & Access. Of The Machine Head No 8469 Plug Into Pcb Or Cabinet	54 283	253 607	-	-
75993000	847340000	Parts & Accessories Of The Machines of Heading No.84.72	730	3 054	17	22
75995000	847350000	Parts & access Equally Suitable For Mach.of Headings Nos.84.69 To 84.72	68	800	300	2 048
75997100	847330100	Parts & Acces. Of The Machines Head No: 8471 Plug Into Pcb Or Cabinet	-	-	33 597	81 483
75997900	847330900	Other Parts & Accessories Of The Machines Of Heading No: 8471	39 214	127 569	29 240	28 304
76110500	852812000	Colour Reception Apparatus For Television	7 086	29 580	274 050	593 857
76120500	852821000	Colour Video Monitors	-	-	4	3
76120600	852822000	Black And White Or Other Monochrome of Video Monitors	-	-	498	18 355
76212000	852729000	Other Radio - Broadcast Receivers used In Motor	-	-	107	81

Tabel 21. Lanjutan
Table Continued

SITC	HS	Komoditi Commodity	Eksport/Export		Import/Import	
			Berat Bersih Net Weight (Kg)	Nilai FOB FOB Value (US\$)	Berat Bersih Net Weight (Kg)	Nilai CIF CIF Value (US\$)
(1)	(2)	(3)	(4)	(5)	(6)	(7)
		Vehicles				
76221200	852712000	Pocket-size Radio Cassette-players	-	-	8 904	14 853
76221300	852713000	Oth.apparatus Combined With SoundRecording Or Reproducing Apparatus	-	-	57 059	70 999
76222000	852719000	Other Reception Apparatus For Radio	-	-	12 499	13 330
76289000	852739000	Other Radio-broadcast Receivers	-	-	141	498
76381000	852540000	Still Image Video Cameras And Othervideo Camera Recorders	-	-	8	84
76381100	852110000	Video Recording Of MagneticTape- Type	-	-	17 000	21 978
76381900	852190000	Other Reproducing Apparatus	5 073	37 695	59 331	768 812
76383900	851999900	Other Sounds Reproducers	-	-	13 493	56 366
76384319	852032000	Other Magnetic Tape Recorders, Digital Audio Type	-	-	872	583
76411100	851711000	Line Telephone Sets With CordlessHandsets	-	-	80	1 210
76411900	851719000	Telp.sets;videophones Other Than Line Telp. Set With Cordles Handset	-	-	23 781	15 592
76417000	851750000	Oth.apparatus, For Carrier-current Line Syst. (digital Line Systems)	-	-	47 580	1 060 579
76421000	851810000	Microphones And Stands Therefor	-	-	10 531	15 714
76422100	851821000	Single Loudspeakers, Mounted InTheir Enclosures	860	239	65	254
76422200	851822000	Multiple Loudspeakers, Mounted Inthe Same Enclosures	-	-	8 181	20 871
76423000	851829000	Other Loudspeaker	3 352	1 628	1 227	5 593
76424000	851830000	Headphones, Earphones And Combined Microphone / Speaker Sets	-	-	5	1 300
76425000	851840000	Audio-frequency Electric Amplifiers	-	-	619	3 099
76426000	851850000	Electric Sound Amplifier Sets	-	-	34 712	55 026
76431000	852510000	Transmission Apparatus	28	500	147	6 008
76432900	852520900	Oth.transmission Apparatus Incorp. Reception Apparatus	1 229	81 547	6 400	321 999
76481000	852790000	OtherApparatusForOtherRadiobroadcast Receivers	-	-	431	2 147
76483920	852692000	Radio Remote Control Apparatus	-	-	6 081	11 877
76491100	851790100	Parts For Telephone Sets	-	-	3 177	2 041
76492900	851890900	Other Parts Of Speaker / Amplifier	4 928	3 387	27 274	31 705
76493191	852910910	Parts Of Aerial And Aerial Reflect-ors Plug Into Pcb Or Cabinet	-	-	17 625	45 050
76493199	852910990	Other Parts Of Aerials And Aerials Reflectors	-	-	33 224	92 051

Tabel 21. Lanjutan
Table Continued

SITC	HS	Komoditi Commodity	Eksport/Export		Impor/Import	
			Berat Bersih Net Weight (Kg)	Nilai FOB FOB Value (US\$)	Berat Bersih Net Weight (Kg)	Nilai CIF CIF Value (US\$)
(1)	(2)	(3)	(4)	(5)	(6)	(7)
76493999	852990990	Other Parts Of Heading 8525 - 28	-	-	801	837
76499910	852290100	Cassette Recorder MechanismIn Ckd	16 115	310 814	-	-
76499991	852290910	Parts Of No: 8519 To 8521 Plug Into Pcb Or Cabinet	-	-	671	600
76499999	852290990	Other Parts Of No: 8519 To 8521	22 237	197 770	59	16 068
77111100	850421000	Liquid Dielectric Transformers CapacityLt. 650 Kva	733	3 329	1 001	1 545
77111200	850422000	Liquid Dielectric Transformers 650 KvaLt. CapacityLt. 10000 Kv	-	-	22 616	43 221
77119120	850431200	Step Up/down Transformator, Stabili- Zer And Current Transformator	-	-	16 192	106 190
77119190	850431900	Other Transformers CapacityLt. 1 Kva	-	-	22 508	113 512
77119299	850432990	Other Transformer, 1 KvaLt. CapacityLt. 16 Kva	-	-	3 119	7 580
77119300	850433000	Other Transformers, 16kvaLt. Capacity Lt. 500 Kva	-	-	44 955	44 015
77121110	850440110	Battery Chargers ,rating > 100 Kva	-	-	3 186	33 255
77121900	850440900	Other Static Converters	-	-	2 628	56 754
77123000	850410000	Ballast,for Discharge Lamps Or Tube	-	-	52 052	40 309
77125000	850450000	Other Inductors	-	-	687	4 446
77129190	850490190	Other PartsOfRadiatorFor Transformers	-	-	1 775	3 620
77129300	850490300	Parts Of InductorsFor Transformer	3 042	56 361	4 476	36 382
77129990	850490990	Other Parts Of Inductors	445	495	12 926	21 051
77220000	853400000	PrintedCircuits	133	109 884	28	356
77232900	853329000	Other Electrical Resistors	-	-	4 733	12 532
77233100	853331000	Wirewound Variable Resistors, ForA Power Handling CapacityLt. 20 W	-	-	67	348
77233900	853339000	Wirewound Variable Resistors, ForA Power Handling Capacity >= 20 W	-	-	260	1 965
77235000	853340000	Other Variable Resistors, Includingrheostats And Pentimeters	-	-	85	1 058
77241000	853510000	Fuses	-	-	6 046	3 512
77242000	853521000	Automatic CircuitsBreakersFor Avoltage Of Less Than 72,5 Kv	180	11 961	8 113	117 633
77243000	853529000	Other AutomaticCircuitsBreakersfor A Voltage > 72,5 Kv	-	-	512	885
77244900	853530900	Other Of Isolating Switch And Make-and-break Switches	-	-	9 153	51 248
77245000	853540000	Lightning Arresters, Volt. Limitersand Surge Suppressors	-	-	1 397	18 785
77249000	853590000	OtherElectrical Apparatus Forswitching	59	1 069	1 801	117 609

Tabel 21. Lanjutan
Table Continued

SITC	HS	Komoditi Commodity	Eksport/Export		Impor/Import	
			Berat Bersih Net Weight (Kg)	Nilai FOB FOB Value (US\$)	Berat Bersih Net Weight (Kg)	Nilai CIF CIF Value (US\$)
(1)	(2)	(3)	(4)	(5)	(6)	(7)
77251000	853610000	Fuses For A VoltageLt. 1000 V	-	-	4 711	37 670
77252000	853620000	AutomaticCircuitsBreakers Fora VoltageLt. 1000 V	81	500	104 493	74 204
77253000	853630000	Oth. Apparatus For Protecting Elec-trical Circuits For VoltageLt. 10	1 724	817	1 591	11 152
77254100	853641000	Relays For A VoltageLt. 60 V	-	-	47	2 273
77254900	853649000	Other Relays	-	-	3 202	62 205
77255100	853650100	Make&break Switch Of A Kind Used Indom.elec.wiring Press. Lt.500v,cap	-	-	39 054	26 568
77255900	853650900	Other Switches For A VoltageLt.1000v	-	-	39 266	271 724
77257000	853661000	Lamp-holders	417	2 370	19 943	14 352
77258000	853669000	Other Plugs And Sockets	-	-	76 845	63 215
77259200	853690200	Junction Boxes For Electrical Appa-ratusLt. 1000 V	-	-	17	167
77259400	853690400	Cable Connector And Socket CableForl C & Printed Circuit	36 160	8 928	475	5 079
77259900	853690900	OtherElectricalApparatusFor AvoltageLt. 1000 V	1	1	20 234	31 252
77261000	853710000	Boards,panels For A VoltageLt.1000v	12 545	80 886	56 260	288 457
77262000	853720000	Boards,panels For A Voltage >1000v	-	-	16 577	49 865
77281000	853810000	Boards,panels,consoles,desk,cabinetof Heading No; 85.37	23	30	17 100	24 355
77282000	853890000	Other Boards,panels,consoles,desks,cabinets Of Heading No; 85.37	1 013	68	728	24 916
77311191	854411910	Rectangular WindingWire Of Other, Cover With Paper	-	-	570	3 581
77311199	854411990	Other Winding Wire	-	-	15 392	18 830
77311990	854419900	Winding Wire Of OtherThanCopperof Other Type	-	-	4 302	6 649
77312100	854420100	Co-axial Cable Fitted With Connect-ors	-	-	4 019	77 339
77312210	854420210	Co-axialCableNotFitted Withconnectors Isulated With Pvc	-	-	35 263	22 341
77312290	854420290	Oth.co-axial Cable Not FittedWithconnectors	-	-	17	227
77313300	854430000	Ignition Wiring Set&oth. Wiring Setof A Kind Used In Vehicle,aircraft	-	-	5 992	29 767
77314100	854441000	Elect.conductor For A VoltageLt. 80vitted With Connectors	1 092	5 565	14 738	13 592
77314911	854449110	Elect.conductor For A VoltageLt. 80vinsulated With Pvc	63 490	84 834	15 674	17 038
77314991	854449910	Oth.elect.conductor For Voltage Lt.80vinsulated With Pvc	-	-	1 913	4 700

Tabel 21. Lanjutan
Table Continued

SITC	HS	Komoditi Commodity	Eksport/Export		Impor/Import	
			Berat Bersih Net Weight (Kg)	Nilai FOB FOB Value (US\$)	Berat Bersih Net Weight (Kg)	Nilai CIF CIF Value (US\$)
(1)	(2)	(3)	(4)	(5)	(6)	(7)
77315100	854451000	Elect.conductor Of 80v Lt.volt. Lt.1000 Vwith Fitted Connectors	-	-	237	2 440
77315919	854459190	Other Cable For ElectricConductorof 80 V.Lt. VoltageLt. 1000 V	-	-	16 849	68 948
77317000	854460000	OtherElectricConductors,For Avoltage Exceeding 1000 V	-	-	18 309	400 849
77318000	854470000	Optical Fibre Cables	-	-	10	172
77323100	854620100	ElectricalInsulatorsOfCeramicbushing For Transformator	-	-	48 507	90 601
77323900	854620900	Electrical Insulators Of Ceramic Ofother Type	-	-	5	186
77324000	854690000	Other Electrical InsulatorsOf Anymaterials	-	-	8 826	16 616
77326000	854710000	Insulating Fitting Of Ceramics	-	-	5 879	3 960
77328000	854720000	Insulating Fitting Of Plastics	-	-	22 454	16 471
77329100	854790100	Elec Conduit Tubing/joints Thereforof Base Metal Lined With Insulating	-	-	697	7 324
77329990	854790990	Other Insulating Fittings	22	1 500	450	2 529
77412000	901819000	Other Electro-diagnostic Apparatus	2 601	8 832	390	655
77413000	901820000	Ultra-violet Or Infra-red Ray Appa-ratus	534	482	-	-
77421900	902219000	Apparatus Based On The Use Of X-rayfor Other Uses	-	-	6 260	626 600
77421940	902214000	Oth App Based On The Use X-rays Formedical;surgical/veterinary Uses	-	-	6 573	8 909
77429000	902290000	Oth Part And Accessory Of Apparatuson The Use X-ray,other Radiation	231	517	-	-
77511110	845011100	Household Washing Machines Capacity Lt.6kg Fully-automat.for Clothes-w	-	-	399	904
77511190	845011900	Other Household Washing Machines Fully-automatic	-	-	26 981	50 393
77511290	845012900	Other Household Washing Machines Built-in Cetrifugal Drier	-	-	5 364	8 968
77511990	845019900	Other Household Washing Machines Linen CapacityLt. 10 Kg	-	-	13 451	20 430
77521100	841810000	Combined Refrigerator-freezer,fitt-ed W/ Separate External Doors	420	9 760	7 850	22 561
77521210	841821000	Refrigerators ,houshold Compressiontype	-	-	113 981	197 333
77522300	841830000	Freezers Of The ChestType , NotExceeding 800 L Capacity	-	-	334	646
77522400	841840000	Freezers Of The Upright Type , Not Exceeding 900 L Capacity	-	-	1 955	693
77549000	851090000	Parts Of Shavers, Hair Clippers Andhai-removing Appliances	-	-	10	270

Tabel 21. Lanjutan
Table Continued

SITC	HS	Komoditi Commodity	Eksport/Export		Import/Import	
			Berat Bersih Net Weight (Kg)	Nilai FOB FOB Value (US\$)	Berat Bersih Net Weight (Kg)	Nilai CIF CIF Value (US\$)
(1)	(2)	(3)	(4)	(5)	(6)	(7)
77572000	850940000	Food Grinders And Mixers; Fruit Or Vegetable Juice Extractors	-	-	103 870	80 120
77573800	850980000	Other Electro Mechanical Appliances	-	-	686	3 745
77579000	850990000	Part Of Electro-mechanical Domesticappliances	-	-	13	21
77581000	851610000	Electric Instantaneous Or StorageWater Heaters And Immersion Heater	-	-	95 851	121 982
77582900	851629000	Oth.electric Space Heating Aparatusand Electric Soil Heating Apparatu	-	-	2 932	4 450
77583100	851631000	Hair Dryers	1 928	14 664	1 501	561
77584000	851640000	Electric Smoothing Irons	-	-	9 100	9 039
77586100	851650000	Microwave Ovens	-	-	341	278
77586900	851660000	Oth.ovens; Cookers, Cooking Plates,boiling Rings, Grillers & Roasters	25	125	186 400	213 563
77587200	851672000	Toasters	-	-	4 673	3 052
77587900	851679000	Oth. Electro-thermic Apliances Oth Than Coffe Or Tea Makers Or Toaster	-	-	20 853	12 015
77589990	851690990	Other Parts Of Electric ApparatusFor Domestic Purposes	-	-	163	285
77611000	854011000	Colour Cathode - Ray Televisionpicture Tubes	-	-	470 095	1 255 623
77621000	854020000	Television Camera Tubes; Image Con-verter&intensifier;oth.cathode Tub	15 505	5 480	-	-
77629900	854099000	Other Parts Of Thermionic, Cold Ca-thode	-	-	1 123	30 529
77631000	854110000	Diodes,other Than Photosensitive Orlight Emitting Diodes	-	-	458	1 290
77633000	854129000	Other Transistor	-	-	3 703	10 356
77635000	854130000	Thyristors, Diacs And Triacs, Otherthan Photosensitive Devices	-	-	46	2 971
77637100	854140100	PhotovoltaicCells,AssembledInmodules Or Into Panels	-	-	5	657
77637900	854140900	Other Thyristors,diacs&triacs, Oth.than Photosensitive Devices	-	-	1 446	1 797
77639000	854150000	Other Semiconductor Devices	955	10 747	-	-
77641200	854212000	Cards Incorporating An ElectronicIntegratid Circuit ("smart" Cards)	-	-	1 208	159 662
77641900	854219000	Other Monolithic I.c.	-	-	250	2 828
77643000	854230000	Oth Monolithic Integrated Circuits	-	-	2 035	2 970
77649000	854250000	Electronic Microassemblies	-	-	24 220	215 976
77688000	854190000	Parts Of Diodes,transistors & Semi-conductor Devices	-	-	95	166
77689000	854290000	Parts Of Integrated Circuits	210	16 732	154	11 338

Tabel 21. Lanjutan
Table Continued

SITC	HS	Komoditi Commodity	Eksport/Export		Impor/Import	
			Berat Bersih Net Weight (Kg)	Nilai FOB FOB Value (US\$)	Berat Bersih Net Weight (Kg)	Nilai CIF CIF Value (US\$)
(1)	(2)	(3)	(4)	(5)	(6)	(7)
77811100	850610000	Primary Cells And Batteries Of Manganese Dioxide	278 214	372 997	33 096	122 236
77811800	850680000	Other Primary Cells And Primary Batteries	-	-	82 633	46 156
77812110	850710100	Electric Accumulators Of Lead-acid For Aeroplane	-	-	5 661	4 535
77812190	850710910	Electric Accumulators Of Lead-acid Of 6 Or 12 Volts	-	-	1 081	9 661
77812199	850710990	Electric Accumulators Of Lead-acid	-	-	3 294	28 789
77812200	850720000	Other Lead-acid Accumulators	18	1 000	1	1
77812300	850730000	Other Lead-acid Accumulators	-	-	1 022	50 330
77812800	850780000	Accumulators Of Other Material	314	390	97 629	35 720
77817000	850690000	Parts Of Primary Cells And Primary Batteries	-	-	50 104	533 308
77819100	850790100	Parts Of Electric Accumulators For Industry Or Stationary	-	-	323	317
77821100	853921000	Tungsten Halogen	14 367	240 081	22 446	18 756
77821200	853922000	Other Filament Lamp Power Lt. 200w And voltage > 100 V	12 690	62 082	942	539
77821900	853929000	Other Filament Lamp	4 552	25 232	32 545	19 636
77822120	853931200	Fluorecent Lamp	10 665	38 342	44 291	47 507
77822190	853931900	Other Fluorecent Lamp	-	-	458 968	445 835
77822910	853939100	Other Discharge Lamp Used For Deco-rative And Publicity Purposes	2 014	2 629	48 918	69 254
77822990	853939900	Other Discharge Lamps Other Than ultra Violet	-	-	12 535	3 538
77823100	853910100	Sealed Beam Lamp Units For Auto-mo-biles	-	-	10 650	5 475
77823200	853910200	Sealed Beam Lamp Units For Other Motor Vehicles Or Cycles	971	5 311	-	-
77823900	853910900	Other Sealed Beam Lamp Units	230	1 320	59 314	361 473
77824100	853949000	Ultra Violet Or Infra Red Lamps	-	-	2 717	3 933
77824900	853932000	Mercury Or Sodium Vapour Lamps; Metal Halide Lamps	639	3 631	918	517
77829000	853990000	Parts Of Ultra-violet Or Infra-red Lamps; Arc Lamps	878	65 364	222 161	298 577
77831190	851110900	Other Sparking Plugs	-	-	40 503	70 290
77831200	851120000	Ignition Magnetos; Magneto-dynamos; magnetic Flywheels	-	-	1 053	3 079
77831300	851130000	Distributors; Ignition Coils	21	29	31 907	12 769
77831490	851140190	Starter Oth. than For Assembly Purposes & Manufacture	-	-	849	873
77831499	851140900	Dual Purposes Starter-generators	-	-	24 079	111 582

Tabel 21. Lanjutan
Table Continued

SITC	HS	Komoditi Commodity	Eksport/Export		Impor/Import	
			Berat Bersih Net Weight (Kg)	Nilai FOB FOB Value (US\$)	Berat Bersih Net Weight (Kg)	Nilai CIF CIF Value (US\$)
(1)	(2)	(3)	(4)	(5)	(6)	(7)
77831599	851150900	Other Generators Other Than Alternator	-	-	52 570	46 445
77831800	851180000	Other Equipment For Electrical Ignition	90	500	4 144	46 593
77833100	851190100	Parts Of Elect. Ignition For Plugs	-	-	72	443
77833900	851190900	Other Parts Of Electric Ignition	-	-	10 578	37 741
77834100	851210000	Lighting Or Visual Signalling Equipment Of A Kind Used On Bicycles	-	-	8 566	5 075
77834300	851230000	Sound Signalling Equipment	-	-	15 641	14 616
77834400	851240000	Windscreen Wipers, defrosters And Demisters	-	-	4 228	5 792
77834900	851220900	Oth. Lighting Or Visual Signalling Equipment	-	-	5 280	7 041
77835000	851290000	Parts Of Electrical Lighting Or Signalling	-	-	1 370	5 756
77841000	850810000	Drill Of All Kinds Of Electro - Mechanical Tools	-	-	14 828	7 590
77843000	850820000	Saws Of Electro-mechanical Tools	-	-	1 018	1 189
77845000	850880000	Other Electro-mechanical Tools	-	-	171 070	90 872
77861000	853210000	Fixed Capacitor Designed For Use In 50/60hz Circuit & capacity > 0,5 Kva	-	-	4 730	21 735
77867000	853229000	Other Fixed Capacitors	35	58 314	1 635	4 902
77869000	853290000	Parts Of Electric Capacitors	-	-	5 480	7 636
77871900	854319000	Other Particle Accelerators	-	-	12	597
77878300	854330000	Machine & Apparatus For Electroplating Electrolysis / Electrophoresis	-	-	6 456	6 785
77878890	854389900	Oth. machines & App. For Electro- Plating, Electrolysis/electrophoresis	-	-	389	9 995
77879900	854390900	Other Parts Of Electrical Machines	-	-	2	60
77881110	850511000	Permanent Magnets And Become Permanent Magnets Of Metal	-	-	2	270
77881190	850519000	Other Permanent Magnets And Become Permanent Magnets	-	-	2 490	19 452
77881200	850520000	Electro Magnetic Couplings, clutches and Brakes	-	-	13 419	58 237
77881900	850590000	Other Electro Magnet Including Part	-	-	35 022	50 859
77882890	853080900	Other Electrical Signalling, Safety or Traffic Control Equipment	-	-	78	3 311
77883000	853090000	Part Of Electrical Signalling, safety Or Traffic Control Equipment	-	-	150	168
77884100	853110000	Burglar Or Fire Alarms And Similar Apparatus	-	-	649	2 347
77884890	853180900	Other Electric Sound Or Visual Signalling Apparatus	-	-	1 658	3 440
77886110	854511000	Electrode Of Kind Used For Furnaces	-	-	3 062 101	5 638 044
77886190	854519000	Oth. electrodes Oth. than A Kind Used for Furnaces	-	-	8 125	19 800

Tabel 21. Lanjutan
Table Continued

SITC	HS	Komoditi Commodity	Eksport/Export		Impor/Import	
			Berat Bersih Net Weight (Kg)	Nilai FOB FOB Value (US\$)	Berat Bersih Net Weight (Kg)	Nilai CIF CIF Value (US\$)
(1)	(2)	(3)	(4)	(5)	(6)	(7)
77886200	854520000	Brushes	-	-	16 321	14 766
77886920	854590200	Battery Carbons	-	-	533 173	972 529
77886990	854590900	Other Carbon For Electrical Purpose	-	-	4 278	25 738
77889900	854890000	Waste & Scrap Of Elect. Parts Of Machines Or Apparatus	11	5	-	-
78120590	870331900	Oth. Vehc,cylinder Cap.Lt. 1500 CcWith Compr.-ignition Internal Co	1 500	2 500	-	-
78211100	870410100	Motor Vehicle For Transp. Of Goods, Diesel Gvw > 24 Tonnes	-	-	968 697	511 352
78219319	870423190	Heavy Duty Truck,compr.-igni Pistonwith G.v.m > 24 Ton,oth Than In Ckd	-	-	2 138 408	1 732 205
78219511	870432110	Heavy Duty Truck, Spark-igni Pistonwith G.v.m > 24 Ton In Ckd	-	-	118 813	83 860
78219919	870490190	Other Heavy Duty Truck, With G.v.m> 24 Tonnes Oth. Than In Ckd	-	-	8 154	3 172
78221000	870510000	Crane Lorries	-	-	4 328 518	2 696 038
78225000	870530000	Fire Fighting Vehicles	-	-	15 250	6 808
78227000	870540000	Concrete-mixer Lorries	-	-	113 617	49 619
78229000	870590000	Other Special Purpose Motor Vehicle	-	-	3 792 014	2 011 929
78320100	870120100	Road Tractors For Semi-trailersInckd	-	-	36 862	20 144
78320900	870120900	Other Road Tractor For Semi-trailer	-	-	769 317	540 563
78410000	870600000	Chassis Fitted With Engines, For The Motor Vehc Head 8701 To 87.05	19 800	5 270	-	-
78425000	870790000	Other Bodies For The Motor Vehiclesof Heading 87.01;87.02;87.04;87.05	55 000	767	-	-
78431110	870810110	Bumper For Assembling/manufacturingof Sedan And Station Wagon	-	-	6 444	3 799
78431900	870810900	Other Bumpers And Parts	16	30	47 423	11 338
78432190	870821900	Other Safety Seat Belts	-	-	7 768	6 688
78432990	870829900	Other Parts Of Bodies Not For Assembly Purposes	2 500	409	320	509
78433190	870831900	Other Mounted Brake Linings	-	-	45 683	21 120
78433990	870839900	Oth Brake & Servobrakes And Parts	-	-	40 159	39 454
78434900	870840900	Other Gear Boxes	10 454	12 960	106 162	39 668
78435900	870850900	Other Drive-axles With Differential	1 088	354	2 776	1 275
78436110	870860110	Non-drivingAxlesForAssemblingor Mfg. Of Sedan & Station Wagon	-	-	4 752	533
78436900	870860900	Other Non-driving Axles And Parts	-	-	11 519	3 199
78439111	870870110	Road Wheels For Assembling Or Manu-facturing Of Sedan & Station Wagon	-	-	9 514	1 086

Tabel 21. Lanjutan
Table Continued

SITC	HS	Komoditi Commodity	Eksport/Export		Import/Import	
			Berat Bersih Net Weight (Kg)	Nilai FOB FOB Value (US\$)	Berat Bersih Net Weight (Kg)	Nilai CIF CIF Value (US\$)
(1)	(2)	(3)	(4)	(5)	(6)	(7)
78439190	870870900	Other Road Wheels And Parts	38 221	165 152	379 598	100 348
78439290	870880900	Other Suspension Shock-absorber Andparts	4 858	1 579	4 350	6 779
78439490	870891900	Radiators For Other Purposes	-	-	5 549	6 478
78439511	870892110	Silencer And Exhaust Pipe For Assembling/mfg. Of Sedan & Station Wago	-	-	20	245
78439590	870892900	Other Silencers And Exhaust Pipes	-	-	6 397	13 330
78439611	870893110	Clutches For Assembling Or Manufac-turing Of Sedan And Station Wagon	-	-	74	773
78439690	870893900	Other Clutches And Parts	1 101	358	3 364	4 114
78439790	870894900	Other Steering Wheel,columns,boxes	1 554	505	6 969	3 425
78439919	870899190	Other Parts For Assembly Purposes	1 023	6 726	-	-
78439999	870899990	Other Parts And Accessories	9 259	81 157	334 349	611 513
78513000	871120000	Motorcycles With Repric. InternalPiston Of 50cc Lt.a Cylnd Cpcty Lt.2	960	758	89 543	407 901
78520900	871200900	Bicycle And Oth Cycle Not Motorized	186	39	834 216	357 267
78535100	871411000	Saddles Of Invalid Carriage	-	-	46 329	170 362
78535910	871419100	Part And Accessories Of Vehicle Forassembly Purposes	1 698	769	163 729	71 871
78535990	871419900	Other Parts Of Motorcycles	8 446	8 390	1 339 961	824 071
78536000	871420000	PartAndAccessoriesOfInvalidcarriages	1 503	974	-	-
78537100	871491000	Frames And Forks, And Parts Thereof	-	-	301 588	199 617
78537200	871492000	Wheel Rims And Spokes	-	-	207 915	101 881
78537310	871493100	Hubs, Other Than CoasterBreakingHubs And Hub Breaker	-	-	818 579	266 875
78537390	871493900	Free Wheel Sprocket Wheel	-	-	1 528	1 034
78537400	871494000	Brake,incl.coaster Braking Hub&hubsbrake, And Parts Thereof	51 420	97 358	102 211	45 882
78537500	871495000	Saddles Of Vehicles	-	-	113 323	55 954
78537600	871496000	PedalsAndCrank-gear,And Partsthereof	-	-	88 025	41 831
78537910	871499100	Mudguard,mudguard Rod,mudguard Flapfootrest,handle Bar Grip Windscee	-	-	37 249	18 251
78537999	871499990	Other Bicycle Parts	-	-	503 600	227 246
78621000	871620000	Self Loading/self Unloading Trailer&semitrailer For Agricultur Purpos	-	-	5 001	32 932
78622000	871631000	Tanker TrailersAnd TankerSemitrailers	-	-	82 637	35 589
78629000	871639000	Other Trailer For The TransportOfgoods	-	-	414 701	193 041
78630000	860900000	Containers Equipped For Carriage Byone Or More Modes Of Transport	13 110	6 225	30 273	14 974
78683000	871640000	Other Trailers And Semi Trailers	-	-	10 217	5 353

Tabel 21. Lanjutan
Table Continued

SITC	HS	Komoditi Commodity	Eksport/Export		Impor/Import	
			Berat Bersih Net Weight (Kg)	Nilai FOB FOB Value (US\$)	Berat Bersih Net Weight (Kg)	Nilai CIF CIF Value (US\$)
(1)	(2)	(3)	(4)	(5)	(6)	(7)
78685000	871680000	Other Trailer Of The Caravan	260 463	217 052	67 800	48 837
78689000	871690000	Parts Of Trailer And Semi Trailer	-	-	629 566	512 473
79129000	860290000	Rail Locomotives;locomotive Tendersoth.than Diesel-elec Locomotives	-	-	3 400	111 573
79182990	860699000	Other Railway/tramway Goods Van Andwagons	1 130	3 080	-	-
79191900	860800900	Part Of Mechanical,signalling,safe-ty	-	-	2	47
79199290	860729000	Brakes Other Than Air Brakes And Parts Thereof	-	-	168	317
79199910	860791000	Oth.part Of Railway/tramway Locomo-tives	-	-	15	9 510
79199990	860799000	Oth.part Of Railway/tramway Or Rolling Stock	-	-	140	17 624
79291000	880310000	Propellers And Rotors And PartsThereof	215	7 500	1	468
79295000	880330000	Other Part Of Aeroplane/helicopter	2	250	4	1 635
79297000	880390000	Oth Part Of Goods No.88.01 Or 88.02	28	100	-	-
79327900	890190900	OtherVesselFor The Transport Ofgoods	-	-	935 667	147 736
79351000	890510000	Dredgers	-	-	102 000	13 885
79391000	890710000	Inflatable Rafts.	-	-	6 658	28 140
79399000	890790000	Other Floating Structures	-	-	26 773	12 919
81100000	940600000	Prefabricated Buildings	-	-	1 031 014	761 010
81211100	732211000	Radiators Of Cast Iron	-	-	744	614
81211900	732219000	Other Radiators For Central Heating	-	-	70	982
81215000	732290000	Other Parts Of Radiators	108	810	3 317	5 551
81217000	840310000	Boilers	-	-	17 000	12 060
81219000	840390000	Parts Of Central Heating Boiler	-	-	83 971	119 961
81221000	691010000	Ceramic Sink,wash Basin Of Porcelinor China	-	-	39 908	18 963
81229000	691090000	Other Ceramic Sinks,wash Basins	-	-	99 101	68 894
81311900	940510900	Other Chandelier And Other Electricceiling	3 628	4 725	81 790	123 054
81312100	851310100	Minner's Lamp, Quarry Men's Lamps	15 303	45 460	-	-
81312900	851310900	Other Portable Electric Lamps	1 099 564	3 091 409	344 062	249 942
81313900	940520900	Other Electric Table, Desk, Bedside	-	-	10 151	18 910
81315200	940540200	Oth. Electric Lamp&lighting Fittingof Wood	-	-	9 279	15 205
81315900	940540900	Oth. Electric Lamp&lighting Fitting	13	10	2 016	2 738
81317100	940550100	Non-electr Lamp&lighting Fitting Ofplastics	-	-	195	161
81317510	940550510	Kerosene Wall Bracket Lamps And Ke-rosene Hurricane Lamps Of Glass	-	-	494	121
81317620	940550620	Pressure (gasmantle) LampsOf Basemetal	3 633	1 122	8 871	3 637
81317630	940550630	Kerosene Hurricane Lamps Of Base Metal	-	-	7 907	5 292

Tabel 21. Lanjutan
Table Continued

SITC	HS	Komoditi Commodity	Eksport/Export		Impor/Import	
			Berat Bersih Net Weight (Kg)	Nilai FOB FOB Value (US\$)	Berat Bersih Net Weight (Kg)	Nilai CIF CIF Value (US\$)
(1)	(2)	(3)	(4)	(5)	(6)	(7)
81317690	940550690	Oth. Non-electrical Lamp & Lighting fittings Of Base Metal	3 473	3 360	-	-
81317900	940550900	Oth. Non-electrical Lamp & Lighting fittings	801	592	80	66
81320700	940560900	Other Illuminated Signs, illuminated name Plates And The Like	-	-	14 505	10 770
81380000	851390000	Parts Of Portable Electric Lamps	17 565	54 161	12 918	20 694
81391100	940591100	Parts Of Lamps For Flashlight, Glass	999	234	3 934	2 771
81392100	940592100	Parts Of Lamps For Flashlight, Plastics	-	-	6	37
81392900	940592900	Parts Of Lamps For Other Purpose, Plastics	-	-	4	10
81399990	940599990	Parts Of Lamps Of Base Metals	-	-	10 929	12 847
82112000	940120000	Seats Of A Kind Used For Motor Vehicles	373	1 043	-	-
82113100	940150100	Seats Of Rattan	1 307 672	4 812 361	140	103
82113900	940150900	Other Seats Cane, osier, bamboos	67 203	109 328	-	-
82115000	940140000	Seats Oth. than Garden Seats / Camp-ing Equipment, convertible Into Bed	2 141 546	3 035 547	-	-
82116100	940161000	Other Seats, With Wooden Frames Up-holstered	32 471	34 183	98 612	103 550
82116900	940169000	Other Seats, With Wooden Frames of Other Than Upholstered	18 009	23 165	25 124	33 031
82117100	940171000	Other Seats, With Metal Frames Up -holstered	-	-	2 077	2 384
82117900	940179000	Other Seats, With Metal Frames Of Other Than Upholstered	36 922	20 140	10 682	11 574
82118100	940180100	Other Seat Of Wood Or Of Wickerwork	3 657 593	5 615 348	47 531	48 185
82118900	940180900	Other Seats Of Other Materials	1 260 056	2 387 571	529	2 505
82119100	940190100	Parts Of Wood Or Of Wickerwork	436 824	587 740	-	-
82119200	940190200	Parts Of Plastics	18 924	37 139	44 508	30 863
82119300	940190300	Parts Seats Of Rattan	7 404	15 801	-	-
82119900	940190900	Other Parts For Seat	354 121	428 258	6 022	3 233
82121000	940410000	Mattress Supports	1 926	5 231	-	-
82123000	940421000	Mattresses Of Cellular Rubber Or plastics	-	-	662	954
82125000	940429000	Mattresses Of Other Materials	-	-	1	2
82129000	940490000	Other Mattress Supports	30 511	37 117	9 278	3 288
82131000	940310000	Metal Furniture Of A Kind Used In office	25 321	43 807	301	1 389
82139000	940320000	Other Metal Furniture	24 858	11 405	11 678	3 146
82151100	940330100	Drawing Table (unequipped)	1 332	2 550	-	-
82151200	940330200	Special Furniture (With Cases Or drawers) For Printing Works	33 898	18 079	-	-
82151900	940330900	Other Wooden Furniture Of A Kind used In Offices	107 649	135 184	26 615	22 374

Tabel 21. Lanjutan
Table Continued

SITC	HS	Komoditi Commodity	Eksport/Export		Impor/Import	
			Berat Bersih Net Weight (Kg)	Nilai FOB FOB Value (US\$)	Berat Bersih Net Weight (Kg)	Nilai CIF CIF Value (US\$)
(1)	(2)	(3)	(4)	(5)	(6)	(7)
82153000	940340000	Wooden Furniture Of A Kind UsedInthe Kitchen	29 915	39 791	53 386	49 837
82155000	940350000	Wooden Furniture Of A Kind UsedInthe Bedroom	3 822 127	4 840 240	138 955	114 108
82159000	940360000	Other Wooden Furniture	22 387 464	29 400 513	135 356	108 230
82171000	940370000	Furniture Of Plastics	213	438	957	7 372
82179100	940380100	Furniture Of Rattan	681 712	2 055 516	10 036	12 281
82179900	940380900	Other Furniture	38 000	53 141	-	-
82180100	940390100	Parts Of Furniture For Wooden Draw-ing Table	55 825	91 331	-	-
82180900	940390900	Other Parts Of Furniture	4 601 797	3 598 435	69 803	19 034
83111000	420221000	Handbags With Outer Surface Of Leather	11	258	-	-
83112000	420222000	Handbags With Outer Surface Of Plastic Sheeting	782	2 737	665	1 400
83119000	420229000	Hanbags With Outer Surface Of Othermaterial	5 675	597 823	32 327	17 986
83121000	420211000	Trunks, Suit-cases And The Like, With Outer Surface Of Leather	204	4 346	296	387
83122000	420212000	Suitcases, Trunks With Outer Surfa Ce Of Plastics	21	154	8 725	15 026
83129900	420219900	Other Cases Made Of Other Material	-	-	29 699	12 057
83130000	960500000	Travel Sets For Personal Toilet, Sewing, Shoe, Clothes Cleaning	-	-	14 682	4 012
83191310	420231000	Other Articles Like Handbags, With Outer Surface Of Leather	600	1 711	-	-
83191320	420232000	Articles Carried In The Pocket With Outer Surface Of Plastic Sheeting	8 363	11 674	-	-
83191390	420239000	Other Articles Carried In The PocKet	2	224	11 697	5 317
83199920	420292000	Other Trunks, Suitcases With Outer Surface Of Plastic Sheeting	32	70	-	-
84111000	620111000	Overcoats,raincoats,car-coats, capes,etc. Of Wool Or Fine Animal Hair	7 556	26 359	-	-
84112920	620119900	Other Men's Overcoat, Raincoat OfOth Textil Mat.fibre Oth Than Bati	5 351	55 654	-	-
84119210	620192100	Sarung Batik Of Cotton For Man	6 822	28 329	-	-
84119240	620192400	Sarung Pelekat Of Cotton For Man	326 392	325 058	-	-
84119290	620192900	Other Of Cotton Other Tanh Batik	36 933	185 371	58 526	14 436
84119990	620199900	Men's Wind Cheater,wind Jacket OfOth Textile Material Oth.than Bati	2 047	604	-	-
84121100	620311100	Men's Suits Of Wool Or Fine Animal Hair Batik	279	795	-	-
84121900	620311900	Men's Suits Of Wool Or Fine Animal Hair Other Than Batik	19 883	8 340	-	-
84122290	620312900	Men's Suits Of Synthetic FibresOther Than Batik	1	13 160	-	-

Tabel 21. Lanjutan
Table Continued

SITC	HS	Komoditi Commodity	Eksport/Export		Impor/Import	
			Berat Bersih Net Weight (Kg)	Nilai FOB FOB Value (US\$)	Berat Bersih Net Weight (Kg)	Nilai CIF CIF Value (US\$)
(1)	(2)	(3)	(4)	(5)	(6)	(7)
84122999	620319990	Man's Suits Of Other Fibres BatikOther Than Batik	2 773	10 383	-	-
84130100	620331000	Men's Or Boy's Jackets And Blazers Of Wool Or Fine Animal Hair	600	1 831	-	-
84140290	620342900	Men's Trousers And Shorts Of Cottonother Than Batik	407 634	1 021 657	-	-
84140391	620343910	Men's Flyers Coverall Trousers Of Synthetic Fibres	1 152	37 279	-	-
84140399	620343990	Other Men's Trousers Of SyntheticsFibres	98 655	689 729	-	-
84140990	620349900	Men's Trousers And Shorts Of Other Textile Materials Other Than Batik	22 532	155 301	-	-
84151000	620520000	Men's Or Boy's Shirts Of Cotton	12 681	167 240	-	-
84159310	620530100	Men's Or Boy's Shirts Of Synthetic Fibre	43 975	125 190	-	-
84159900	620590000	Men's Or Boy's Shirts Of Other Textile Materials	4 768	39 000	-	-
84219240	620292400	Sarung Pelekat Of Cotton For Women	32 166	62 769	-	-
84219290	620292900	Other Of Cotton For Women	34 132	46 617	-	-
84221100	620411000	Women's Or Girl's Suits,ensembles, Etc. Of Wool Or Fine Animal Hair	10	311	-	-
84221390	620413900	Women's Suits Of Synthetic FibresOther Than Batik	21	412	-	-
84221990	620419900	Women's Suits Of Other Textile Materials Other Than Batik	4 758	18 007	-	-
84222100	620421000	Women Ensemble Of Wool Or Fine Animal Hair	9	151	-	-
84230390	620433900	Women's Jackets Of Synthetic Fibresother Than Batik	1 726	55 307	-	-
84240100	620441000	Dresses Of Wool Or Fine Animal Hair	66	1 077	-	-
84240290	620442900	Women's Dresses Of Cotton OtherThan Batik	819	7 632	-	-
84240390	620443900	Women's Dresses Of Synthetic Fibresother Than Batik	7 058	29 019	-	-
84250390	620453900	Women's Skirts & Divided SkirtsOfsynthetic Fibres Other Than Batik	2 846	75 607	-	-
84260100	620461000	Women/girl' Trousers, Bib And Braceoverall Of Wool Or Fine Animal Hair	8	134	-	-
84260290	620462900	Women's Trousers&shorts Of CottonOther Than Batik	22 047	127 627	-	-
84260399	620463990	Other Women's Trousers Of Fibres	428	13 686	-	-
84260990	620469900	Women's Trouser And Short Of Other Textile Materials Other Than Batik	100	3 158	-	-
84270419	620640190	Blouses Of Man-made Fibre OtherThan Batik	509	13 367	-	-
84321200	610312000	Knitted Or Crocheted Suits,Of Synthetic Fibres	2 079	26 213	-	-

Tabel 21. Lanjutan
Table Continued

SITC	HS	Komoditi Commodity	Eksport/Export		Impor/Import	
			Berat Bersih Net Weight (Kg)	Nilai FOB FOB Value (US\$)	Berat Bersih Net Weight (Kg)	Nilai CIF CIF Value (US\$)
(1)	(2)	(3)	(4)	(5)	(6)	(7)
84324100	610341000	Men's Trousers Knitted Or Crocheted of Wool Or Fine Animal Hair	23 330	109 487	-	-
84324200	610342000	Men's Trousers Knitted Or Crocheted of Cotton	327 169	1 838 454	-	-
84379900	610590000	Man's Or Boy's Shirts Of Other Textile Materials	420	2 445	-	-
84421100	610411000	Women's Suits Knitted Or Crocheted Of Wool Or Fine Animal Hair	16	514	-	-
84421200	610412000	Women's Suits Knitted Or Crocheted Of Cotton	495	1 113	-	-
84424300	610443000	Women's Dress Knitted Or Crocheted Of Synthetic Fibres	15 258	6 400	-	-
84426300	610463000	Women's Trouser&short Knitt/crochet of Synthetic Fibres	102	3 432	-	-
84470100	610610000	Women's Or Girl's Blouses, Shirts of Cotton	76 945	1 373 541	-	-
84470200	610620000	Womens Or Girl's Blouses, Knitted Or Crocheted Of Man-made Fibres	230	4 348	-	-
84470990	610690900	Women's Or Girl's Blouses, Shirts of Other Fibres	11 947	1 068	1 423	478
84482200	610822000	Briefs And Panties Of Man-made Fibres	2 860	1 200	-	-
84483990	610839900	Women's Night Dreses And Pyjamas Of Other Fibres	220	3 618	-	-
84512190	611110900	Other Babies Garments	35	523	-	-
84512200	611120000	Babies' Garments And Cloth.access. Knitted Or Crocheted Of Cotton	137 937	954 810	-	-
84512300	611130000	Babies' Garments And Cloth.access. Knitted Or Croch. Of Synth. Fibres	472	253	-	-
84521000	621010000	Garments,made Up Of Fabrics Of Headn0.56.02 Or 56.03	3 770	4 211	-	-
84523500	621050000	Other Women's Or Girls' Garments	18 620	38 259	-	-
84524000	611300000	Garments, Made Up Of Knitted Or Crocheted Fabrics	-	-	10	54
84530100	611010000	Jerseys , Pullovers , Cardigans Of Wool Or Fine Animal Hair	6 944	187 968	-	-
84530200	611020000	Jerseys , Pullovers , Cardigans Of Cotton	58 905	1 386 558	-	-
84530300	611030000	Jersey, Pullovers, Etc Knitted Or Crocheted Of Man Made Fibres	131 209	3 230 127	-	-
84530900	611090000	Jerseys , Pullovers , Cardigans Of Other Textile Materials	86 610	892 309	-	-
84540190	610910900	T-shirt Other Vests, of Cotton	7 608	81 168	-	-
84540990	610990900	T-shirts Other Vests Of Other Textile Materials	20 928	58 247	-	-
84587100	621131000	Other Garments,men's Or Boy Of Wool or Fine Animal Hair	10	322	-	-
84587210	621132100	Other Garments,men's Or Boy's Of Cotton Batik	415	33 454	-	-

Tabel 21. Lanjutan
Table Continued

SITC	HS	Komoditi Commodity	Eksport/Export		Impor/Import	
			Berat Bersih Net Weight (Kg)	Nilai FOB FOB Value (US\$)	Berat Bersih Net Weight (Kg)	Nilai CIF CIF Value (US\$)
(1)	(2)	(3)	(4)	(5)	(6)	(7)
84589390	621143900	Other Garments,women's Or Girl's Ofman Made Fibres Other Than Batik	656	1 316	-	-
84589910	621149100	Other Garments,women's Or Girl's Ofother Textile Materials Batik	39 659	9 202	-	-
84599200	611420000	Other Garments Knitted Or Crochetedof Cotton	1 151	48 291	-	-
84599300	611430000	Other Garments Knitted Or Crochetedof Man-made Fibres	44	307	-	-
84599900	611490000	Other Garments Knitted Or Crochetedof Other Textile Materials	44	50	-	-
84612310	621430100	Shawl,scarves Of Synthetic FibresBatik	40	213	-	-
84612911	621490110	Shawl,scarves Of Other Textile Materials Batik	1	5	-	-
84612999	621490990	Shawl, ScarvesOfOtherFibresOther Than Batik	694	84	-	-
84619100	621710100	Stocking, Socks And Sockettes	66	2 135	-	-
84619900	621710900	Other Made Up Clothing Accessories	78	168	-	-
84619999	621790000	Parts Of Collars,tuckers,fallals,Trimming For Women And Girl Garmen	-	-	1 059	2 482
84621900	611519000	Panty Hose & Tights Of Oth.textile Materials	-	-	246	91
84629210	611592100	Foot Wear With Out Soles Containing Rubber Threads	221	3 182	311	328
84629300	611593000	Foot Wear With Out Sofes Soles Of Synthetic Fibres	73	756	-	-
84693000	611710000	Shawls, Scarves,mufflers,mantillas,veils And The Like	2 089	2 849	-	-
84811000	420310000	Articles Of Apparel Of Leather	52 616	11 630	-	-
84813000	420330000	Belts And Bandoliers Of Leather	4 633	1 299	15 368	8 792
84819000	420340000	Other Clothing Accessories OfLeather	121	302	-	-
84821000	392620000	Articles Of Apparel And Clothing Accessories Of Plastics	-	-	24 847	18 124
84822110	401511000	Surgical Gloves Of Rubber	4 249 779	11 125 933	-	-
84822190	401519000	Other Gloves Of Rubber	26 409 935	61 111 854	6 289	17 341
84829900	401590900	Other Articles Of Rubber	1 630 995	6 568 739	1 907	8 524
84841000	650300000	Felt Hats And Other Felt Headgear, Made From The Hat Bodies,hoods	64	445	457	258
84842000	650400000	Hats And Other Headgear, Plaited Ormade By Assemb. Strips Of Any Mate.	1	2	252	117
84843100	650510000	Hair-nets	4	83	-	-
84843900	650590000	Hats And Other Headgear, Knit/crochor Made Up From Lace,oth Tex.fabric	335	226	8 458	1 355
84844200	650610200	Safety Headgear For MotorcyclistsAnd Scooterists	-	-	4 110	1 443

Tabel 21. Lanjutan
Table Continued

SITC	HS	Komoditi Commodity	Eksport/Export		Impor/Import	
			Berat Bersih Net Weight (Kg)	Nilai FOB FOB Value (US\$)	Berat Bersih Net Weight (Kg)	Nilai CIF CIF Value (US\$)
(1)	(2)	(3)	(4)	(5)	(6)	(7)
84844900	650610900	Other Safety Headgear	-	-	4 286	8 480
84845000	650691000	Safety Headgear Of Rubber/ Plastics	-	-	3 150	2 675
84849900	650699000	Safety Headgear Of Other Materials	2 431	1 020	-	-
85123000	640219000	Other Footwear Of Rubber Or Plastic	10 104	227 965	-	-
85124200	640319200	Ski-boot&cross Country Sky Footwearother With Outer Soles Of Rubber	2 515	39 017	-	-
85125100	640411100	Sports Footwear Of Rubber	3 058	1 313	62 115	21 303
85131920	640199200	Sandal And Bathing Slippers	96 876	37 611	8 304	5 838
85132991	640299100	Oth.shoes(excluding Shoes For Sport	99 332	138 038	84 827	59 491
85132992	640299200	Other Sandal And Bathing Slippers	26 639	219 508	-	-
85148991	640399100	Oth.footwear Men's And Boy's Shoes	10 418	43 301	-	-
85151190	640419190	Other Sport Footwear Of Rubber For Other	-	-	3 776	1 384
85152000	640420000	Footwear With Outer Sole Of Leatheror Composition Leather	-	-	18 860	7 598
85159000	640520000	Other Footwear With Uppers OfTextile Materials	160	1 461	10 730	12 507
85170900	640590900	Other Footwear	-	-	72 389	52 112
85190100	640610000	Uppers And Parts Thereof,other Thanstiffeners	1 044	32 321	36 102	28 586
85190200	640620000	Outer Soles And Heels, Of Rubber Orplastics	-	-	209 001	93 127
85190910	640691000	Parts Of Footwear Of Wood	66 647	56 767	-	-
85190990	640699000	Parts Of Footwear Of Other Material	-	-	6	27
87221110	901831100	Disposable Syringes, With Or W/o Needles	14 360	44 060	1 683	4 814
87221190	901831900	Other Syringes With Or W/o Needles	14 630	46 679	159	1 045
87221200	901832000	TubularMetalNeedles And Needlesfor Sutures	-	-	4 232	14 953
87221900	901839000	Other Catheter, Cannulae Etc.	-	-	563	638
87229000	901890000	Other Instruments And Appliances Used In Medical, Surgical Etc.	-	-	3 443	6 189
87231000	901910000	Mechano-therapy Appliances; Massageapparatus;phisological Apparatus	-	-	6 953	18 072
87235000	902000000	Other Breathing Appliances AndGasmasks	1 100	5 500	1 111	9 634
87240100	940210000	Dentists', Barbers' / Similar Chairand Part	-	-	7 196	8 924
87240900	940290000	Other Medical, Surgical, DentalOrveterinary Furniture	-	-	1 971	2 595
87313000	902820000	Liquid Meters	-	-	48 449	97 908
87315000	902830000	Electricity Meters	-	-	674	366
87319000	902890000	Parts And Accessories Of Gas,liquidelectricity Supply/production Mete	-	-	4 060	5 304
87321000	902910000	Revolution Counters, ProductionCounters, Taximeters,miliometers Etc	-	-	1 617	1 103

Tabel 21. Lanjutan
Table Continued

SITC	HS	Komoditi Commodity	Eksport/Export		Impor/Import	
			Berat Bersih Net Weight (Kg)	Nilai FOB FOB Value (US\$)	Berat Bersih Net Weight (Kg)	Nilai CIF CIF Value (US\$)
(1)	(2)	(3)	(4)	(5)	(6)	(7)
87325900	902920900	Other Speed Indicators	147	47	2 719	30 479
87411100	901410000	Direction Finding Compasses	-	-	1	569
87411200	901420000	Instrument And Appliances For Aero-nautical Or Space Navigation	32	3 296	22	11 420
87411800	901480000	Other Instruments And Appliances Ofdirection Finding Compasses	139	6 850	16	27 398
87412000	901490000	PartsAndAccessoriesOf Compassand Other Navigation Instrument	14	500	45	10 218
87413890	901580900	Other Instrument For Surveying	1 107	52 549	19 172	7 382
87414000	901590000	Parts And Accessories Of Instrumentfor Surveying	235	2 816	-	-
87422200	901720000	Other Drawing,marking-out Or Mathe-matical Calculating Instruments	-	-	4 842	2 517
87423100	901730000	Micrometers, Callipers And Gauges	-	-	4 237	2 590
87423900	901780000	Other Instruments And Appliances Ofbalances	-	-	283 642	151 962
87425100	903110000	Machines ForBalancingMechanicalparts	-	-	11 728	9 052
87425200	903120000	Test Benches	-	-	947	5 464
87425490	903149000	Oth Optical Instruments & Appliancecot Specified In This Chapter	-	-	281	8 191
87425800	903180000	Oth Measuring/checking Instruments,appliances And Machines	-	-	5 555	36 703
87426000	903190000	Parts And Accessories Of Measuring/checking Instrument	-	-	2 035	76 413
87431000	902610000	Instrument For Measuring OrCheck-ing The Flow Or Level Of Liquids	1 929	14 390	50 879	388 565
87435000	902620000	Instrument For Measuring OrCheck-ing Pressure	-	-	6 590	61 713
87437000	902680000	Other Instruments Or ApparatusFormeasuring And Checking	-	-	2 538	110 678
87439000	902690000	Parts And Accessories Of Instrumentfor Measuring And Checking	1 365	9 700	1 924	85 301
87441000	902710000	Gas Or Smoke Analysis Apparatus	100	1 070	1 826	83 872
87442000	902720000	Chromatographs AndElectrophoresisinstruments	-	-	184	40 663
87443000	902730000	Spectrometer, Spectrophotometer Andspectrograph Use Optical Radiation	-	-	278	53 966
87445000	902750000	Oth Instruments And Apparatus Usingoptical Radiation (uv,visible,ir)	-	-	4	236
87446000	902780000	Other Instruments And Apparatus Forphysical Or Chemical Analysis	-	-	293	20 974
87449000	902790000	Microtomes; Parts And Accessories	-	-	99	4 035
87451000	901600000	Balances Of A Sensitivity Of 5 CgOr Better With Or Without Weight	-	-	23	1 241

Tabel 21. Lanjutan
Table Continued

SITC	HS	Komoditi Commodity	Eksport/Export		Impor/Import	
			Berat Bersih Net Weight (Kg)	Nilai FOB FOB Value (US\$)	Berat Bersih Net Weight (Kg)	Nilai CIF CIF Value (US\$)
(1)	(2)	(3)	(4)	(5)	(6)	(7)
87452000	902300000	Instruments, Apparatus And Models, designed For Demonstration Purpose	-	-	249	495
87453100	902410000	Machines And Appliances For Testingmetals	-	-	2 588	17 461
87453800	902480000	Machines And Appliances For Testingwood, Textiles, Paper, Plastic.	51	3 002	525	7 766
87454000	902490000	PartAndAccessory Of Machine Fortesting The Hardness	-	-	71	10 001
87455110	902511000	Thermometers Liquid Filled, For Di-rect Reading	-	-	3 495	15 618
87455190	902519000	Other Thermometers	-	-	6 205	30 862
87455800	902580000	Oth Instrument: Hygrometer, psychro-meter, Pyrometers	-	-	1 436	6 689
87456000	902590000	Part & Accessory Of Hydrometer Etc.	-	-	59	41 478
87461000	903210000	Thermostats	-	-	6 753	8 858
87463000	903220000	Manostats	-	-	118	120
87465100	903281000	Hydraulic Or Pneumatic	-	-	1 504	68 711
87465900	903289000	Other Automatic Regulating / Con - Trolling Instruments	404	8 916	375 988	718 751
87469000	903290000	Parts And Accessories OfAutomaticregulating / Controlling Instrumen	-	-	127	6 963
87471000	903010000	Instrument&apparatus ForMeasuringor Detecting Ionising Radiations	-	-	19	2 518
87473000	903020000	Cathode-ray Oscilloscopes & Cathoderay Oscillographs	-	-	9	1 097
87475100	903031000	Multimeters	-	-	83	1 315
87475900	903039000	Oth Instrument For Measuring/check-ing Voltage, current, resistance	762	1 875	31 277	70 760
87477000	903040000	Oth Instrument & Apparatus, special-ly Designed For Telecommunications	1 458	4 141	-	-
87478120	903082000	Instrument App. For Measuring Or Checking Semiconduc. Wafers/devices	-	-	20	1 233
87478130	903083000	Other Instruments And ApparatusWith Recording Device	45	4 000	63	363
87478900	903089000	Oth.instrument & Apparatus With Special Designed For Telecommunicatio	-	-	610	3 029
87479000	903090000	Part & Accessory Of Oth Instrumentsand Apparatus For T'communication	-	-	38	442
87490000	903300000	Parts And Accessories For Machines, appliances, instruments	-	-	1 777	1 997
88111591	900659100	Other Cameras For OrdinaryUse	-	-	983	798
88121100	900711000	Camera For Film OfLt. 16 Mm Width Orfor Double-8 Mm Film	-	-	146	1 523

Tabel 21. Lanjutan
Table Continued

SITC	HS	Komoditi Commodity	Eksport/Export		Import/Import	
			Berat Bersih Net Weight (Kg)	Nilai FOB FOB Value (US\$)	Berat Bersih Net Weight (Kg)	Nilai CIF CIF Value (US\$)
(1)	(2)	(3)	(4)	(5)	(6)	(7)
88121900	900719000	Other Cameras	-	-	462	156
88133900	900840900	Other Photographic Enlarger And Re-ducer	-	-	2 025	2 972
88135100	901010000	Apparatus And Equipment For Automati-cally Developing Photographic	12 346	5 051	-	-
88136000	901090000	Parts And Accessories For Photogra-pheric Laboratories	-	-	2	4
88220300	370130000	Other Plates And Film, With AnySide Exceed 255 Cm	-	-	185	2 707
88250100	370400100	Plates And Film, Exposed But Not Developed	1 809	2 665	-	-
88411000	900130000	Contact Lenses	-	-	106	195
88415000	900140000	Spectacle Lenses Of Glass	17 374	521 470	4 324	9 626
88417000	900150000	Spectacle Lenses Of Other Materials	161 130	4 894 720	217	2 615
88419000	900110000	Optical Fibres, Optical FibreBundles And Cables	135 000	248 314	-	-
88419200	900120000	Sheets And Plates Of Polarising Ma-terial	16 500	34 188	-	-
88419990	900190900	Other Optical	-	-	108	1 670
88421100	900311000	Frames And Mountings Of Plastics	-	-	64	131
88421900	900319000	Frames And Mountings Of Other Mate Rials	-	-	714	1 315
88422000	900390000	Parts Of Frames And Mountings	-	-	141	368
88423100	900410000	Sunglasses	-	-	12 432	5 952
88423990	900490900	Other Corrective, Protective Lenses	115	3 136	4 183	3 249
88439900	900290900	Other Than Lenses For Other Purpose	-	-	21	214
88541900	910219000	OtherWrist-watch Incl. Stop-watch	-	-	2 354	2 104
88551900	910819000	Oth Watch Movement Battery Or Accu-mulator Powered	24 499	175 824	-	-
88575000	910519000	Other Alarm Clocks	-	-	12 380	16 574
88577000	910529000	Other Wall Clocks	-	-	14 444	8 726
88579900	910599900	Other Clock	-	-	93	355
88591900	911190000	Parts Of Watch Cases	-	-	1 622	1 005
88592290	911320900	Oth Watch Straps,bands And Braceletof Base Metal	-	-	2 848	8 897
88593100	911390100	WatchStraps, Bands AndBraceletsof Plastic	-	-	7 608	3 499
88594900	910690000	Oth Time Of Day Recording Apparatus	-	-	1 208	1 172
88596900	910990000	Other Clock Movements	399	182	-	-
88598110	911011000	Complete Movements Of Watches	-	-	13 348	20 343
89111000	871000000	TanksAndOther Armoured Fightingvehicles	-	-	7 455	8 903
89214000	490510000	Globes	-	-	36	27
89215000	490110000	Printed Books In Single Sheets,Whether Or Not	6 521	19 841	227	1 489

Tabel 21. Lanjutan
Table Continued

SITC	HS	Komoditi Commodity	Eksport/Export		Impor/Import	
			Berat Bersih Net Weight (Kg)	Nilai FOB FOB Value (US\$)	Berat Bersih Net Weight (Kg)	Nilai CIF CIF Value (US\$)
(1)	(2)	(3)	(4)	(5)	(6)	(7)
		Folded				
89216000	490191000	Dictionaries And Encyclopaedias, and serial Instalments Thereof	20 996	41 452	-	-
89219000	490199000	Other Brochure, leaflets And Similar	131	347	517	859
89229000	490290000	Other Periodicals	150	387	-	-
89241900	490890000	Other Transfers	2 009	6 573	1 480	3 479
89281100	482110000	Paper Or Paperboard Labels; Printed	27	106	10 147	52 739
89281900	482190000	Paper Or Paperboard Labels; Other Than Printed	5	13	37 353	90 461
89282000	490600000	Plans And Drawing For Architectural or Similar Purpose	-	-	70	231
89283900	490700900	Stock, Share Or Board Certificates And Similar	-	-	93	734
89284000	491000000	Calendars Of Any Kind, Printed, Including Calendar Blocks	1 617	6 050	2 138	1 134
89285000	490400000	Music, Printed Or In Manuscript, Whether Or Not Bound Or Illustrate	1	4	-	-
89286000	491110000	Trade Advertising Material, commercial Catalogues And The Like	2 845	7 774	9 826	5 214
89287100	491191100	Anatomical, Botanical And The Like, instructional Charts And Diagrams	-	-	24	161
89287900	491191900	Other Printed Design	1 098	1 145	5 568	4 780
89289000	491199000	Other Printed Matter	318	702	2 111	1 552
89311210	392321000	Sacks And Bags Of Polymers Of Ethylene	4 088 013	3 955 027	20 825	19 335
89311291	392329100	Sacks And Bags Of Laminated Poly- Propylene	134	357	36 122	4 215
89311299	392329900	Sacks And Bags Of Other Plastics	9 694 665	10 176 490	378 853	378 507
89319100	392310000	Boxes, Cases, Crates And Similar Articles Of Plastics	1 626	5 512	18 104	30 826
89319300	392330000	Carboys, Bottles, Flasks And Similar Articles Of Plastics	84 086	46 045	97 151	305 599
89319400	392340000	Spools, Cops, Bobbins And Similar Supports Of Plastics	-	-	25 422	33 469
89319500	392350000	Stoppers, Lids, Caps And Other Closures Of Plastics	59 652	82 095	63 051	63 900
89319990	392390900	Other Articles For Conveyance Of Plastics	13 299	8 438	28 949	35 227
89321100	392210000	Baths, Shower-baths And Wash-basins of Plastics	52 719	16 448	7 237	2 232
89321990	392290900	Other Sanitary Ware Of Plastics	-	-	57 404	62 955
89329100	392510000	Reservoirs, Tanks, Vats And Similar Of Plastics	-	-	8 589	11 348
89329200	392520000	Doors, Windows And Their Frames Of Plastics	3 072	1 472	254 648	103 094
89329300	392530000	Shutters, Blinds Of Plastics	4 866	3 069	-	-

Tabel 21. Lanjutan
Table Continued

SITC	HS	Komoditi Commodity	Eksport/Export		Impor/Import	
			Berat Bersih Net Weight (Kg)	Nilai FOB FOB Value (US\$)	Berat Bersih Net Weight (Kg)	Nilai CIF CIF Value (US\$)
(1)	(2)	(3)	(4)	(5)	(6)	(7)
89329900	392590000	Other Builders'ware Of Plastics	-	-	74 950	44 554
89331100	391810000	Floor Coverings Of Plastic Of Poly-mers Of Vinyl Chloride	141 788	91 520	3 566 897	1 158 842
89331910	391890100	Floor Covering Of Polyethylene	-	-	558 933	199 159
89331990	391890900	Floor Covering Of Other Plastic	221	773	31 515	19 160
89332100	392410000	Tableware And Kitchenware	94 218	55 096	418 362	235 958
89332900	392490000	Other Household And Toilet Articles Of Plastics, Nes	65 057	63 418	179 569	257 969
89394000	392610000	Office Or School Supplies Of Plastics	5 751	15 891	59 379	37 550
89395000	392630000	FittingsForFurniture, Coachworkor The Like Of Plastics	-	-	20 782	18 061
89399400	392640000	Statuettes And Other OrnamentalArticles Of Plastics	21	2	31 849	19 886
89399920	392690200	Articles Of A Kind Commonly Used Inmachinery Of Plastics	-	-	8 576	41 021
89399930	392690300	Sealing Tape And Thread Tape OfArtificial Plastics	-	-	156 777	237 676
89399990	392690900	Other Articles Of Plastics	50 376	28 335	304 618	164 942
89410000	871500000	Baby Carriages And Parts Thereof	-	-	7 475	3 787
89421000	950100000	Wheeled Toys Designed To Be Ridden By Children;dolls Cariages	-	-	47 090	54 911
89422000	950210000	Dolls, Whether Or Not Dressed	-	-	1 591	1 576
89424200	950320000	Reduce-size("scale") Model Assemblykit,exl.those Subheading No.9503.1	-	-	16 697	17 385
89425900	950349000	Other Toys Representating Animal Ornon-human Creatures	18 267	27 359	3 527	2 341
89426000	950350000	Toy Musical Instruments & Apparatus	-	-	44 249	56 801
89427000	950360000	Puzzles	-	-	6 137	5 482
89429700	950370000	Other Toys,put Up In Set Or Outfits	-	-	56 117	85 275
89429800	950380000	Other Toys And Models,incorporatinga Motor	-	-	154 434	146 149
89429900	950390000	Other Toys	5 024	6 865	158 000	68 335
89431000	950410000	Video Game Of A Kind Used With A Tvreceiver	185	800	4 922	9 717
89433000	950420000	Articles And AccessoriesForbilliards	-	-	88	81
89435000	950430000	Other Games, Coin-or Disc-operated,other Than Bowling Alley Equipment	-	-	46 756	35 216
89437000	950440000	Playing Cards	38	9	52 207	14 348
89439900	950490900	Other Articles For Funfair	-	-	15 000	12 864
89441000	940530000	LightingSets Of A KindUsedForchristmas Trees	4 141	5 408	27 726	34 276
89445000	950510000	Articles For Christmas Festivities	-	-	53 717	52 200

Tabel 21. Lanjutan
Table Continued

SITC	HS	Komoditi Commodity	Eksport/Export		Impor/Import	
			Berat Bersih Net Weight (Kg)	Nilai FOB FOB Value (US\$)	Berat Bersih Net Weight (Kg)	Nilai CIF CIF Value (US\$)
(1)	(2)	(3)	(4)	(5)	(6)	(7)
89449000	950590000	Other Festive, Carnival Articles	6 839	4 417	30 228	15 860
89460000	950800000	Roundabouts, Swings, Shooting Galleries, Travelling Circuses	-	-	2 967	13 523
89471200	950720000	Fish-hooks, Whether Or Not Snelled	17 265	120 768	-	-
89471900	950790000	Other Fishing Articles	-	-	50 174	68 748
89473900	950619000	Other Articles For Gymnastics	-	-	17 878	15 812
89474900	950629000	Other Water-sports Equipment	-	-	1 923	2 210
89476910	950659100	Badminton Rackets, Whether Or Not Strung	-	-	15 200	10 362
89478000	950691000	Articles And Equipment For General Excercise,gymnastic Or Athletics	-	-	157 960	128 432
89479000	950640000	Articles And Equipment For Table -tennis	-	-	6 772	3 044
89479210	950662100	Soccer Balls Inflatable	-	-	2 167	2 286
89479900	950669000	Other Balls, Oth Than Golf/tennisBalls/inflatable Balls	-	-	1	1
89479911	950699110	Shuttle Cocks	-	-	4 693	2 748
89479999	950699990	Other Articles For Other Sports	-	-	3 471	4 139
89511000	830400000	Filing Cabinets, Card-index Cabinet/pager/pen Trays, Paper Rests Etc	4 495	3 158	20 668	9 410
89512100	830510000	Fittings For Loose-leaf Binders Or Files	-	-	13 654	4 271
89512200	830520000	Staples In Strips	-	-	48 211	17 257
89512900	830590000	Oth Fitting For Loose-leaf Binders Or Files,letter Clips Etc Inc Parts	-	-	32 708	23 622
89521100	960810000	Ball Point Pens	795	2 682	33 566	27 123
89521200	960820000	Felt Tipped And Other Porous-tippedpens And Markers	-	-	14 699	24 645
89521310	960831000	Indian Ink Drawing Pens	-	-	24 488	18 434
89521390	960839000	Fountain, Stylograph,and Other Pens	-	-	53 006	34 948
89521500	960850000	Set Of Articles From Two Or More Ofthe Foregoing Subheadings	98	700	582	1 796
89521600	960860000	Refill For Ball Point Pens,compris-ing The Ball Point & Ink-reservoir	-	-	8 804	8 154
89521990	960899900	Other Parts Of Pens	-	-	44	43
89523110	960910100	Black Pencils	-	-	15 887	12 563
89523190	960910900	Other Pencils	-	-	12 017	8 015
89523200	960920000	Pencil Leads, Black Or Coloured	-	-	582	771
89523900	960990000	Oth Pastel,drawing Charcoal,writingor Drawing Chalks And Tailor Chalk	-	-	6 334	5 144
89591100	321590100	Writing, Drawing And Marking Ink	-	-	467	240
89591900	321590900	Other Inks	-	-	1 355	2 155

Tabel 21. Lanjutan
Table Continued

SITC	HS	Komoditi Commodity	Eksport/Export		Import/Import	
			Berat Bersih Net Weight (Kg)	Nilai FOB FOB Value (US\$)	Berat Bersih Net Weight (Kg)	Nilai CIF CIF Value (US\$)
(1)	(2)	(3)	(4)	(5)	(6)	(7)
89592000	961000000	Slate & Board, With Writing/drawingsurface, Whether Or Not Framed	-	-	47 483	28 677
89594100	961210000	Ribbons	-	-	552	2 106
89611000	970110000	Paintings, Drawings And Pastels	512	982	1 712	2 344
89612200	970190200	Paintings, Drawings And PastelsOffoliage, Branches And Other Parts	6 318	1 511	-	-
89612900	970190900	Other Painting, Drawing And Pastel	27	36	681	1 382
89620000	970200000	Original Engravings, Prints And Li-thographs	700	474	-	-
89630000	970300000	Original Sculptures And Statuary,inany Material	188	132	31 598	16 853
89640000	970400000	Postage/revenue Stamp,stampostmarkfirst Day Cover,postal Stationery	43 112	16 474	-	-
89650900	970500900	Other Collection & Collector Piecesof Other Interest	21	50	-	-
89729100	711790100	Imitation Jewellery Of Plastics	21	125	2 468	2 900
89729500	711790500	Imitation Jewellery Of Glass	-	-	19	21
89729900	711790900	Other Imitation Jewellery	-	-	6 538	6 569
89731110	711311000	Articles Of Jewellery Of Silver	34	5 251	-	-
89813900	920190000	Other Pianos, Harpsichord, Keyboardstringed	-	-	47 042	41 414
89815100	920210000	Oth String Musical Instrument Play-ed With A Bow	-	-	410	1 220
89815920	920290200	Plucked Stringed Instruments	-	-	11 004	26 781
89823100	920510000	Brass-wind Instruments	-	-	856	2 633
89824200	920600200	Musical Intruments : Drums	1 023	1 098	1 387	2 940
89829900	920890000	Other Fairground Organs, Mechanicalstreet Organ	-	-	2 288	1 417
89859990	852330000	Cards Incorporating A Magnetic Stripe	-	-	196	176
89879995	852499000	Oth.recorder Media For Reproducing Phenomena Sound/image	-	-	1	23
89890100	920910000	Metronomes, Tuning Forks AndPitchpipes	-	-	3 437	3 500
89890300	920930000	Musical Instruments Strings	-	-	838	1 026
89890910	920991000	Parts And Accessories For Pianos	-	-	22	20
89890920	920992000	Part And Accessory For TheMusicalinstruments Of Heading No.92.02	-	-	347	1 102
89890990	920999000	Parts And Accesories For Heading No. 92.04- 92.06, And No. 92.08	-	-	145	239
89921000	670210000	ArtificialFlowers, FoliageAndFruit Of Plastics	9 827	12 338	374 538	274 415
89929000	670290000	Artific. Flowers, Foliage And Fruit& Parts Thereof;of Oth Than Plastic	24	118	345 662	250 621
89931000	340600000	Candles, Tapers And The Like.	2 980	2 005	71 018	21 308

Tabel 21. Lanjutan
Table Continued

SITC	HS	Komoditi Commodity	Eksport/Export		Impor/Import	
			Berat Bersih Net Weight (Kg)	Nilai FOB FOB Value (US\$)	Berat Bersih Net Weight (Kg)	Nilai CIF CIF Value (US\$)
(1)	(2)	(3)	(4)	(5)	(6)	(7)
89932000	360500000	Matches Other Than PyrotechnicArticles	255 428	207 358	-	-
89933100	961310000	Pocket Lighters, Gas Fuelled,Non-refillable	-	-	361 226	119 849
89933200	961320000	Pocket Lighters, Gas Fuelled,refillable	-	-	53 618	18 934
89933800	961380000	Other Lighters	3 172	8 325	323 240	108 576
89935000	961390000	Parts Of Disposable Gas Lighter	-	-	177 744	110 957
89941100	660110000	Garden Or Similar Umbrellas	-	-	8 323	6 533
89941990	660199000	Other Umbrellas	-	-	34 434	10 481
89971120	460210200	Basketwork And The Like Of Rattan	483 114	1 359 570	-	-
89971190	460210900	Basketwork And The Like Of Other Vegetable Materials	75 262	175 434	12 689	9 737
89971900	460290000	Other Basketwork Or Wickerwork	2 483	8 636	6 781	6 810
89972100	960310000	Broom & Brush, Consisting Of Twig /oth Vegetable Mat'l Bound Together	453 599	139 320	141 802	225 718
89972210	960321000	Tooth Brushes	67 208	170 928	84 158	104 693
89972300	960330000	Artists' Brush, Writing Brush& Sml.brush For Application Of Cosmetics	-	-	10 739	2 622
89972400	960340000	Paint,distemper, Varnish/sml. Brush(oth Than Subhead 960330);paint Pa	-	-	193 688	131 416
89972500	960350000	Other Brushes Constituting Parts Ofmachines, Appliances Or Vehicles	-	-	13 662	30 898
89972900	960390000	Oth Broom, Brusses	62	63	43 032	28 336
89972910	960329000	Shaving, Hair, Nail, Eyelash And Other Toilet Brusses For Person	256 773	42 808	10 752	14 480
89974900	460120900	Other Mats, Matting Screens Of Veg Etables Material	22 013	47 196	2 100	53 026
89979000	460191000	Other Plaits Material Of Vegetable Materials	938	63	-	-
89979900	460199000	Other Plaiting Material And Similar Product	23 204	1 306	2 310	866
89981000	960400000	Hand Sieves And Hand Riddles	59	164	-	-
89982000	961620000	Powder-puff & PadForApplicationof Cosmetic Or Toilet Preparation	265	2 233	8 725	1 787
89983100	960610000	Press-fasteners,Snap-fasteners And Prestuds And Parts Therefor	-	-	11 794	8 268
89983210	960621000	Button Of Plastic, Not Covered Withtextile Material	-	-	1 249	543
89983220	960622000	Buttons Of Base Metal, NotCoveredwith Textile Material	-	-	1 388	603
89983290	960629000	Other Buttons	-	-	3 259	3 690
89985100	960711000	SlideFastenerFittedWith Chainscoops Of Base Metal	-	-	5 119	2 225
89985900	960719000	Other Slide Fasteners	805	5 964	1 132	1 371

Tabel 21. Lanjutan
Table Continued

SITC	HS	Komoditi Commodity	Eksport/Export		Impor/Import	
			Berat Bersih Net Weight (Kg)	Nilai FOB FOB Value (US\$)	Berat Bersih Net Weight (Kg)	Nilai CIF CIF Value (US\$)
(1)	(2)	(3)	(4)	(5)	(6)	(7)
89986000	960720000	Parts Of Slide Fasteners	-	-	1 402	1 272
89987000	961610000	Scent Sprays & Similar Toilet Spray and Mounts And Heads Therefor	-	-	112 158	80 256
89988000	961800000	Tailors' Dummy&oth Lay Figure;auto- mata&animated Display Used For Sho	1 547	5 869	-	-
89989110	961511000	Comb, Hair Slides And The Like Of Hard Rubbers Or Plastics	80	526	84 142	54 093
89989190	961519000	Comb, Hair Slides And The Like , Oth Than Of Hard Rubbers Or Plastic	-	-	8 083	8 873
89989990	961590900	Hair Pins, Curling Pins/grips, Hairculer & Like Oth Than Of Aluminium	-	-	14 857	10 019
89992000	670100000	Skins And Other Parts Of Birds Withtheir Feathers Or Down,feather,par	-	-	2 774	1 097
89997000	961700000	Vacuum Flasks & Oth Vacuum Vessels With Cases; Parts Thereof Not Glass	-	-	179 355	122 001
92110200	980110200	Pebt Forestry & Related Processed Products	14 000	2 300	-	-
92110900	980110900	Pebt Other Products N.e.s.	106 051	100 134	-	-
Total			7 512 889 051	4 239 409 512	3 221 857 047	953 359 556

Tabel 22. Ekspor dan Impor Sumatera Utara menurut Komoditi SITC dan Negara, 2004
 Table 22. Export dan Import of Sumatera Utara by SITC Commodity and Country, 2004

Komoditi/Commodity			Ekspor/Export		Impor/Import	
SITC	Negara/Country		Berat Bersih Net Weight (Kg)	Nilai FOB FOB Value (US\$)	Berat Bersih Net Weight (Kg)	Nilai CIF CIF Value (US\$)
(1)	(2)	(3)	(4)	(5)	(6)	(7)
001	Live Animals Other Than Fish					
		Hongkong	92 000	92 447	-	-
		Singapore	9 435	8 144	-	-
		Malaysia	105 359	77 264	557	3 286
		Australia	-	-	688 920	553 892
		Germany	70	25	-	-
		Subtotal	206 864	177 880	689 477	557 178
011	Meat Of Bovine Animals Fresh, Chilled Or Frozen					
		Malaysia	-	-	20 000	3 610
		Subtotal	-	-	20 000	3 610
012	Other Meat, other Edible Meat Offal, fresh, chilled Or Frozen					
		Japan	3 651	17 414	-	-
		Korea, south	18 732	54 709	-	-
		Taiwan	3 295	3 975	-	-
		China	47 160	69 323	-	-
		Singapore	116 531	581 482	-	-
		Malaysia	70 897	65 627	-	-
		Batam	-	-	12 145	63 953
		Australia	-	-	24 314	12 345
		United States	4 798	10 266	-	-
		Netherlands	217 380	797 037	-	-
		France	52 658	175 229	-	-
		Germany	21 600	89 508	-	-
		Belgium	489 134	1 757 100	-	-
		Italy	18	900	-	-
		Subtotal	1 045 854	3 622 570	36 459	76 298
016	Meat And Edible Meat Offal, Salted, Dried; Edible Flour Of Meat					
		Hongkong	24 720	65 936	-	-
		Subtotal	24 720	65 936	-	-
017	Meat And Edible Meat Offal, Prepared Or Preserved, N.e.s.					
		China	-	-	23 511	9 636
		Malaysia	221	897	236	1 043
		Bangladesh	500 000	192 500	-	-
		Netherlands	2 693	92 067	-	-
		Subtotal	502 914	285 464	23 747	10 679
022	Milk And Cream And Milk Products Other Than Butter Or Cheese					
		Japan	15	8	1 931	1 723
		Hongkong	85	2 550	-	-

Tabel 22. Lanjutan
Table Continued

Komoditi/Commodity			Ekspor/Export		Impor/Import	
SITC	Negara/Country		Berat Bersih Net Weight (Kg)	Nilai FOB FOB Value (US\$)	Berat Bersih Net Weight (Kg)	Nilai CIF CIF Value (US\$)
(1)	(2)	(3)	(4)	(5)	(6)	(7)
	Singapore		1	3	189 364	114 648
	Philippines		-	-	6 336	16 031
	Malaysia		-	-	5 000	7 035
	Pakistan		50 960	10 050	-	-
	Australia		-	-	903 948	287 358
	New Zealand		-	-	131 373	37 156
	Fiji		7 675	7 380	-	-
	Denmark		-	-	16 250	6 533
	Poland		4 868	12 570	-	-
	Subtotal		63 604	32 561	1 254 202	470 484
024	Cheese And Curd					
	Malaysia		-	-	12 000	40 800
	Subtotal		-	-	12 000	40 800
025	Eggs,birds And Egg Yolks Fresh,dried Or Otherwise Preserved					
	Malaysia		-	-	12 520	19 994
	Subtotal		-	-	12 520	19 994
034	Fish,fresh,chilled Or Frozen					
	Japan		94 189	190 405	540	480
	Hongkong		166 649	231 829	-	-
	Korea,south		64 151	75 276	-	-
	Taiwan		159 543	88 114	-	-
	China		3 259 942	1 276 764	-	-
	Thailand		625 793	1 962 140	-	-
	Singapore		136 481	266 954	-	-
	Malaysia		16 013 812	12 390 863	1 124 534	216 745
	Laos		714	1 071	-	-
	Vietnam		45 230	21 735	-	-
	Iran		474	4 732	-	-
	Lebanon		42 138	35 749	-	-
	Niger		20 690	23 114	-	-
	Australia		3 704	5 569	-	-
	United States		3 516 576	11 641 129	-	-
	United Kingdom		2 116	8 350	-	-
	Netherlands		139 944	135 528	-	-
	France		318 135	302 145	-	-
	Germany		4 502	33 588	-	-
	Belgium		361 521	1 419 263	-	-
	Switzerland		20 324	22 788	-	-
	Ireland		25 000	82 700	-	-
	Italy		50 627	51 893	-	-

Tabel 22. Lanjutan
Table Continued

Komoditi/Commodity			Ekspor/Export		Impor/Import	
SITC	Negara/Country		Berat Bersih Net Weight (Kg)	Nilai FOB FOB Value (US\$)	Berat Bersih Net Weight (Kg)	Nilai CIF CIF Value (US\$)
(1)	(2)	(3)	(4)	(5)	(6)	(7)
	Portugal		639	748	-	-
	Poland		125 000	413 100	-	-
	Subtotal		25 197 894	30 685 547	1 125 074	217 225
035	Fish,dried Salted Or In Brine;smoked Fish					
	Japan		41 096	181 434	-	-
	Hongkong		166 210	131 826	-	-
	China		14 903	27 376	6 627	2 435
	Thailand		6 740	4 245	161 244	374 006
	Singapore		348 413	985 281	18 472	5 461
	Philippines		544	2 744	-	-
	Malaysia		658 479	126 715	16 923	6 983
	India		9 504	17 658	-	-
	Arab Emirates, United		130	272	-	-
	Australia		1 500	13 500	-	-
	Subtotal		1 247 519	1 491 051	203 266	388 885
036	Crustaceans Moluscs And Aquatic Invertebrates					
	Japan		7 695 627	63 894 812	2 565	15 973
	Hongkong		571 221	1 668 156	-	-
	Korea,south		329 320	567 364	-	-
	Taiwan		440 734	1 023 303	-	-
	China		4 320 051	1 884 291	848	796
	Thailand		177 890	883 143	-	-
	Singapore		506 737	1 835 326	-	-
	Malaysia		4 210 896	3 197 855	89 350	802 692
	Myanmar (burma)		-	-	15 120	51 408
	Vietnam		76 356	58 939	-	-
	Batam		-	-	21 556	193 314
	Lebanon		4 833	3 929	-	-
	Cyprus		5 978	37 703	-	-
	Reunion		24 900	151 954	-	-
	Australia		544 172	2 340 926	-	-
	United States		2 377 076	24 312 338	-	-
	Guadeloupe		8 400	24 060	-	-
	United Kingdom		92 613	686 307	-	-
	Netherlands		513 885	3 642 864	-	-
	France		520 298	3 513 293	-	-
	Germany		84 483	595 332	-	-
	Belgium		1 819 761	10 976 719	-	-
	Monaco		12 000	60 000	-	-
	Ireland		7 776	53 404	-	-
	Italy		2 613 578	9 323 962	-	-

Tabel 22. Lanjutan
Table Continued

SITC	Komoditi/Commodity		Ekspor/Export		Impor/Import	
	Negara/Country		Berat Bersih Net Weight (Kg)	Nilai FOB FOB Value (US\$)	Berat Bersih Net Weight (Kg)	Nilai CIF CIF Value (US\$)
(1)	(2)	(3)	(4)	(5)	(6)	(7)
		Spain	418 536	1 328 968	-	-
		Portugal	54 069	112 171	-	-
		Subtotal	27 431 190	132 177 119	129 439	1 064 183
037		Fish,crustaceans,moluscs And Oth Aquatic Invert,prep Or Preserve				
		Japan	143 068	623 125	1 735	1 551
		Hongkong	15 237	162 683	-	-
		Thailand	13	1	52 547	67 378
		Singapore	4 050	22 183	-	-
		Philippines	978	3 225	-	-
		Malaysia	20 515	10 737	-	-
		Morocco	68 098	67 604	-	-
		United States	1 750 780	9 263 358	-	-
		Canada	280 520	658 732	-	-
		Netherlands	310	9 175	-	-
		Spain	304 099	1 070 335	-	-
		Subtotal	2 587 668	11 891 158	54 282	68 929
041		Wheat And Meslin,unmilled				
		Malaysia	21 826	11 460	-	-
		Subtotal	21 826	11 460	-	-
042		Rice				
		Thailand	88 000	28 600	1 448 115	370 007
		Malaysia	31 401	13 758	-	-
		Vietnam	-	-	824 200	273 120
		India	-	-	654 000	215 049
		U.s. Virgin Islands	-	-	550 000	244 374
		Subtotal	119 401	42 358	3 476 315	1 102 550
044		Maize,unmilled				
		China	-	-	16 911 083	2 179 952
		Thailand	-	-	70 814 317	10 225 573
		Singapore	120 000	37 875	-	-
		Philippines	54 018	90 750	-	-
		Malaysia	2 726 095	217 649	-	-
		India	-	-	44 725 665	7 548 019
		Austria	-	-	6 500 000	926 250
		Subtotal	2 900 113	346 274	138 951 065	20 879 794
045		Cereals,unmilled				
		Malaysia	6 073	2 026	-	-
		India	48 000	45 050	-	-
		Subtotal	54 073	47 076	-	-
046		Meal And Flour Of Wheat And Flour Of Meslin				

Tabel 22. Lanjutan
Table Continued

Komoditi/Commodity			Ekspor/Export		Impor/Import	
SITC	Negara/Country		Berat Bersih Net Weight (Kg)	Nilai FOB FOB Value (US\$)	Berat Bersih Net Weight (Kg)	Nilai CIF CIF Value (US\$)
(1)	(2)	(3)	(4)	(5)	(6)	(7)
	Japan		-	-	456 000	82 347
	China		-	-	14 621 000	3 439 449
	Singapore		-	-	429 225	104 732
	Malaysia		229 700	94 004	-	-
	India		-	-	150 000	34 387
	Sri Lanka		-	-	365 500	99 616
	Turkey		-	-	3 995 500	1 006 528
	Arab Emirates, United		-	-	12 787 500	2 848 275
	Nigeria		17 000	1 530	-	-
	Australia		-	-	14 106 175	3 824 953
	Belgium		-	-	3 879 500	992 128
	Subtotal		246 700	95 534	50 790 400	12 432 415
047	Other Cereal Meals And Flours					
	Japan		-	-	1 417 500	311 850
	Thailand		-	-	1 258 140	421 476
	Singapore		-	-	12 200	20 127
	Malaysia		-	-	20 000	4 600
	United States		-	-	60 000	13 500
	Subtotal		-	-	2 767 840	771 553
048	Cereal Preparations And Preparations Of Flours/starch Of Fruit					
	Hongkong		12 094	22 947	-	-
	Korea,south		-	-	8 064	12 382
	China		-	-	123 732	19 523
	Thailand		-	-	780 312	1 013 942
	Singapore		13 676	21 532	186 067	120 942
	Malaysia		83 281	49 349	1 700 288	862 369
	Myanmar (burma)		15 057	21 279	-	-
	Cambodia		47 151	61 621	-	-
	India		9 345	12 535	-	-
	Bangladesh		9 600	3 383	-	-
	Nigeria		9 255	13 017	-	-
	South Africa		5 375	5 914	-	-
	Mauritius		40 751	45 081	-	-
	Fiji		10 789	15 500	-	-
	Samoa		806	1 150	-	-
	Subtotal		257 180	273 308	2 798 463	2 029 158
054	Vegetables,fresh Chilled,frozen Or Simply Preserved					
	Japan		3 119 019	2 094 966	207	184
	Hongkong		1 540	1 150	-	-
	Korea,south		2	3	-	-

Tabel 22. Lanjutan
Table 22. Continued

Komoditi/Commodity			Ekspor/Export		Impor/Import	
SITC	Negara/Country		Berat Bersih Net Weight (Kg)	Nilai FOB FOB Value (US\$)	Berat Bersih Net Weight (Kg)	Nilai CIF CIF Value (US\$)
(1)	(2)	(3)	(4)	(5)	(6)	(7)
	Taiwan		521 187	65 288	46 650	12 689
	China		-	-	8 565 480	2 025 063
	Thailand		418	208	5 141 070	1 470 205
	Singapore		18 850 697	3 606 659	83 528	24 693
	Philippines		23 000	4 000	-	-
	Malaysia		38 125 694	10 248 079	1 078 491	281 720
	Myanmar (burma)		-	-	209 500	65 753
	India		-	-	11 036	3 864
	Tunisia		-	-	10 000	3 513
	Guinea		6 432	831	-	-
	Sao Tome & Principe		6 900	1 816	-	-
	Australia		-	-	123 928	32 747
	United States		-	-	320 344	102 849
	Antigua And Barbuda		22 729	2 679	-	-
	United Kingdom		3 560	9 278	-	-
	Subtotal		60 681 178	16 034 957	15 590 234	4 023 280
056	Vegetables,roots And Tubers,prepared Or Preserved N.e.s					
	Japan		232 200	82 008	20 194	102 095
	Hongkong		720 000	135 040	-	-
	Taiwan		5 099 998	1 636 380	-	-
	China		-	-	1 670 649	445 703
	Thailand		-	-	13 448	6 679
	Singapore		260 000	43 520	84 772	29 329
	Malaysia		3 707 595	683 202	-	-
	Nigeria		297 499	34 085	-	-
	Australia		-	-	17 600	5 306
	United States		-	-	53 000	15 150
	Canada		-	-	216 037	164 317
	Netherlands		-	-	21 091	16 181
	Subtotal		10 317 292	2 614 235	2 096 791	784 760
057	Fruit And Nut,fresh Or Dried					
	Japan		-	-	4 500	2 940
	Hongkong		124 616	120 502	-	-
	Korea,south		175 621	43 886	-	-
	Taiwan		32 236	4 513	27 243	21 680
	China		953 649	208 713	10 002 390	4 867 768
	Macau		35 300	60 280	-	-
	Thailand		512 672	259 581	751 230	316 714
	Singapore		1 213 737	752 696	114 455	55 465
	Malaysia		5 619 413	3 422 301	198 507	67 183
	Nepal		2 999 444	1 018 210	-	-

Tabel 22. Lanjutan
Table Continued

Komoditi/Commodity			Ekspor/Export		Impor/Import	
SITC	Negara/Country		Berat Bersih Net Weight (Kg)	Nilai FOB FOB Value (US\$)	Berat Bersih Net Weight (Kg)	Nilai CIF CIF Value (US\$)
(1)	(2)	(3)	(4)	(5)	(6)	(7)
	Vietnam		-	-	18 850	8 861
	India		34 496 142	11 630 574	20 578	6 671
	Pakistan		14 033 500	7 632 113	6 468	4 032
	Bangladesh		13 732 228	4 234 710	-	-
	Sri Lanka		17 500	1 750	-	-
	Afghanistan		5 886 606	2 291 735	-	-
	Iran		34 495 032	11 337 917	51 013	11 789
	Arabia, Saudi		125 650	40 250	-	-
	Yemen		38 386	26 146	-	-
	Syria		24 930	16 703	-	-
	Turkey		25 000	17 250	2 000	13 268
	Arab Emirates, United		2 820 815	1 590 732	118 200	42 547
	Qatar		48 167	27 934	-	-
	Bahrain		11 500	5 750	-	-
	Egypt		50 000	33 500	69 008	23 568
	Morocco		175 000	117 910	-	-
	Tunisia		36 000	4 400	-	-
	Algeria		46 000	28 175	-	-
	South Africa		189 510	130 688	188 172	131 593
	Mauritius		75 300	51 936	-	-
	Australia		-	-	796 283	524 955
	New Zealand		-	-	73 290	54 663
	United States		60 005	36 003	3 070 951	2 037 462
	Chile		120 885	80 860	61 225	44 426
	Argentina		75 000	49 750	13 785	10 978
	Brazil		488 280	301 913	80 491	24 204
	Uruguay		137 500	85 875	-	-
	Peru		12 500	8 625	17 712	27 226
	United Kingdom		24 000	11 400	-	-
	Netherlands		94 848	157 272	-	-
	France		-	-	42 268	25 238
	Germany		74 519	49 836	-	-
	Belgium		36 000	4 560	-	-
	Italy		499 525	252 701	20 910	8 056
	Spain		-	-	1 364	917
	Greece		26 000	22 276	-	-
	Poland		25 000	17 250	2 250	12 333
	Romania		47 175	28 288	-	-
	Albania		224 976	137 234	-	-
	Ukraine		24 500	12 700	-	-
	Russian Federation		76 000	50 270	-	-

Tabel 22. Lanjutan
Table Continued

Komoditi/Commodity			Ekspor/Export		Impor/Import	
SITC	Negara/Country		Berat Bersih Net Weight (Kg)	Nilai FOB FOB Value (US\$)	Berat Bersih Net Weight (Kg)	Nilai CIF CIF Value (US\$)
(1)	(2)	(3)	(4)	(5)	(6)	(7)
		Subtotal	120 040 667	46 417 668	15 753 143	8 344 537
058		Fruit,preserved And Fruit Preparations				
		Japan	169	76	-	-
		Taiwan	423 975	264 337	-	-
		China	-	-	694	733
		Thailand	-	-	280 536	121 307
		Singapore	656 563	258 273	32 113	17 916
		Malaysia	243 566	94 168	23 612	14 672
		Vietnam	40 380	25 843	-	-
		India	10 000	4 700	-	-
		Australia	-	-	183	7 305
		United States	18 419	11 110	17 340	12 165
		United Kingdom	15 558	40 543	-	-
		France	1	3	-	-
		Germany	56 857	25 604	-	-
		Switzerland	-	-	10	1 146
		Denmark	36 420	18 900	-	-
		Sweden	18 210	8 000	-	-
		Italy	11 425	7 083	-	-
		Subtotal	1 531 543	758 640	354 488	175 244
059		Fruit Juices And Vegetable Juice				
		Japan	32	49	-	-
		Hongkong	6	18	-	-
		Taiwan	585 123	419 475	-	-
		China	-	-	35 606	10 932
		Thailand	-	-	17 146	5 220
		Singapore	173 840	222 318	53 892	20 056
		Malaysia	31 319	17 502	23 461	8 982
		Iran	19	23	-	-
		South Africa	-	-	6 885	4 690
		United States	18 720	21 060	-	-
		Puerto Rico	18 720	19 874	-	-
		United Kingdom	1 000	4 032	3 825	55 116
		Netherlands	112 320	116 839	-	-
		Subtotal	941 099	821 190	140 815	104 996
061		Sugar,molasses And Honey				
		Japan	6 300 012	239 401	-	-
		Korea,south	3 500 300	152 000	5 107 200	1 673 357
		China	1 000	550	15 323	5 777
		Thailand	-	-	22 217 000	6 189 201
		Malaysia	381 894	110 965	3 303 037	872 363

Tabel 22. Lanjutan
Table Continued

Komoditi/Commodity			Ekspor/Export		Impor/Import	
SITC	Negara/Country		Berat Bersih Net Weight (Kg)	Nilai FOB FOB Value (US\$)	Berat Bersih Net Weight (Kg)	Nilai CIF CIF Value (US\$)
(1)	(2)	(3)	(4)	(5)	(6)	(7)
	India		-	-	936 000	237 042
	Arab Emirates, United		-	-	1 425 000	409 024
	Australia		-	-	731 000	205 778
	United States		-	-	38 238	20 021
	United Kingdom		-	-	2 600 000	700 144
	Norway		17 502	6 286	-	-
	Subtotal		10 200 708	509 202	36 372 798	10 312 707
062	Sugar Confectionery					
	Hongkong		103 520	168 480	-	-
	Korea,south		567 801	3 287 237	-	-
	Taiwan		164 181	743 369	-	-
	China		-	-	150 142	68 719
	Thailand		37 795	89 863	3 468	1 846
	Singapore		147 311	1 594 677	21 000	9 708
	Philippines		23 238	56 590	-	-
	Malaysia		400 079	483 668	6 852	11 288
	Vietnam		742 421	1 301 564	-	-
	Pakistan		1 771	3 321	-	-
	Bangladesh		3 125	6 345	-	-
	Sri Lanka		6 152	12 540	-	-
	Batam		-	-	8 440	20 087
	Arabia, Saudi		148 805	317 535	-	-
	Kuwait		2 866	4 860	-	-
	Jordan		3 554	5 624	-	-
	Yemen		21 565	25 158	-	-
	Oman		2 423	3 980	-	-
	Arab Emirates, United		92 989	179 853	-	-
	Qatar		1 243	2 047	-	-
	Egypt		18 644	34 760	-	-
	Madagascar		11 700	13 455	-	-
	Mauritania		23 882	26 840	-	-
	Mauritius		18 771	8 956	-	-
	Australia		170 272	211 236	18 656	79 693
	Fiji		30 497	35 303	-	-
	Samoa		21 312	31 824	-	-
	Netherlands		24 817	52 000	-	-
	Czech Republic		25 436	52 262	-	-
	Russian Federation		313 864	526 890	-	-
	Subtotal		3 130 034	9 280 237	208 558	191 341
071	Coffee And Coffee Substitutes					
	Japan		10 255 697	18 937 085	29 160	24 265

Tabel 22. Lanjutan
Table Continued

Komoditi/Commodity			Ekspor/Export		Impor/Import	
SITC	Negara/Country		Berat Bersih Net Weight (Kg)	Nilai FOB FOB Value (US\$)	Berat Bersih Net Weight (Kg)	Nilai CIF CIF Value (US\$)
(1)	(2)	(3)	(4)	(5)	(6)	(7)
		Hongkong	68 157	178 327	-	-
		Korea,south	40 259	182 011	-	-
		Taiwan	1 400 823	2 676 957	-	-
		China	160 739	228 349	-	-
		Macau	18 000	40 500	-	-
		Thailand	36 000	137 890	-	-
		Singapore	2 253 583	3 947 785	35 154	52 105
		Philippines	125 294	276 762	-	-
		Malaysia	2 581 763	6 550 741	18 900	6 265
		Brunei Darussalam	8 252	41 008	-	-
		Vietnam	24 779	64 999	-	-
		India	979 600	449 869	-	-
		Batam	-	-	18 000	31 928
		Iran	18 014	300 616	-	-
		Arab Emirates, United	18 163	109 318	-	-
		Egypt	664 199	503 362	-	-
		Morocco	412 980	334 301	-	-
		Algeria	357 600	177 969	-	-
		Gambia	66 000	110 880	-	-
		Djibouti	18 000	19 980	-	-
		South Africa	108 000	214 494	-	-
		Mauritius	6 000	24 330	-	-
		Australia	660 600	1 351 124	-	-
		New Zealand	156 000	298 590	-	-
		Samoa	2 760	10 126	-	-
		United States	22 381 862	46 052 142	89 845	199 007
		Canada	845 500	1 608 395	-	-
		Mexico	18 000	33 300	-	-
		Venezuela	100 800	121 947	-	-
		United Kingdom	736 522	1 529 464	-	-
		Netherlands	480 300	945 207	-	-
		Germany	5 177 523	8 396 232	-	-
		Belgium	1 050 000	1 085 302	-	-
		Switzerland	33 600	46 450	-	-
		Denmark	301 600	333 106	-	-
		Norway	21 000	41 625	-	-
		Sweden	54 200	93 302	-	-
		Ireland	180 000	364 888	-	-
		Italy	945 399	763 822	-	-
		Spain	75 000	95 391	-	-
		Portugal	164 399	184 446	-	-

Tabel 22. Lanjutan
Table Continued

Komoditi/Commodity			Ekspor/Export		Impor/Import	
SITC	Negara/Country		Berat Bersih Net Weight (Kg)	Nilai FOB FOB Value (US\$)	Berat Bersih Net Weight (Kg)	Nilai CIF CIF Value (US\$)
(1)	(2)	(3)	(4)	(5)	(6)	(7)
		Poland	22 385	71 592	-	-
		Romania	144 000	77 220	-	-
		Ukraine	16 500	29 700	-	-
		Georgia	16 500	28 050	-	-
		South Georgia And The South Sa	33 000	11 497	-	-
		Russian Federation	6 000	26 400	-	-
		Subtotal	53 245 352	99 106 851	191 059	313 570
072	Cocoa					
		China	2 070 000	2 211 250	-	-
		Thailand	993 500	1 320 240	-	-
		Singapore	7 990 844	11 581 378	-	-
		Philippines	943 996	825 205	-	-
		Malaysia	17 298 166	20 985 043	-	-
		Iran	95 000	135 375	-	-
		Samoa	2 090	5 750	-	-
		United States	6 980 000	11 153 861	-	-
		Brazil	600 000	853 998	-	-
		Uruguay	20 000	25 000	-	-
		Netherlands	240 000	813 104	-	-
		France	980 000	3 114 998	-	-
		Germany	12 500	13 750	-	-
		Spain	607 200	635 003	-	-
		Hungary	15 000	24 799	-	-
		Poland	15 000	22 500	-	-
		Bulgaria	320 000	334 000	-	-
		Estonia	60 000	102 000	-	-
		Russian Federation	30 000	51 000	-	-
		Subtotal	39 273 296	54 208 254	-	-
073	Chocolate And Other Food Preparations Containing Cocoa N.e.s					
		Korea,south	27 946	185 583	-	-
		Taiwan	210 581	1 227 915	-	-
		China	-	-	281 197	835 634
		Malaysia	-	-	500	942
		Arabia, Saudi	6 739	15 840	-	-
		Tanzania	94 007	184 321	-	-
		Kenya	15 243	31 705	-	-
		South Africa	169 820	332 251	-	-
		Australia	-	-	143 914	523 146
		United Kingdom	8 715	17 245	-	-
		Subtotal	533 051	1 994 860	425 611	1 359 722

Tabel 22. Lanjutan
Table Continued

Komoditi/Commodity			Ekspor/Export		Impor/Import	
SITC	Negara/Country		Berat Bersih Net Weight (Kg)	Nilai FOB FOB Value (US\$)	Berat Bersih Net Weight (Kg)	Nilai CIF CIF Value (US\$)
(1)	(2)	(3)	(4)	(5)	(6)	(7)
074	Tea And Mate					
	Japan		8 000	12 160	444	490
	Hongkong		362	1 535	-	-
	Korea,south		500	3 750	-	-
	Taiwan		195 631	170 635	-	-
	Thailand		5 110	4 088	-	-
	Singapore		197 125	218 154	-	-
	Malaysia		2 784 246	2 203 568	-	-
	Brunei Darussalam		24 600	22 953	-	-
	India		941 517	828 406	-	-
	Pakistan		1 277 615	1 409 031	-	-
	Afghanistan		456 798	456 289	-	-
	Iran		87 923	109 692	-	-
	Jordan		90 460	86 820	-	-
	Turkey		57 000	67 260	-	-
	Arab Emirates, United		56 080	49 677	-	-
	Egypt		24 800	28 173	-	-
	Australia		43 780	39 914	-	-
	New Zealand		87 200	84 143	-	-
	Samoa		4 200	2 860	-	-
	United States		1 345 065	1 256 382	-	-
	Canada		219 440	194 203	-	-
	United Kingdom		2 347 028	2 098 920	-	-
	Netherlands		1 244 449	1 090 852	-	-
	Germany		2 047 933	1 752 320	-	-
	Switzerland		187 620	178 493	-	-
	Hungary		43 100	35 041	-	-
	Poland		235 620	170 711	-	-
	Romania		11 700	5 568	-	-
	Kazakhstan		71 680	66 878	-	-
	Ukraine		502 580	458 239	-	-
	Russian Federation		1 822 016	1 749 612	-	-
	Subtotal		16 421 178	14 856 327	444	490
075	Spices					
	Japan		167 545	133 874	-	-
	Hongkong		230 900	536 329	-	-
	Korea,south		132 409	95 110	-	-
	Taiwan		25 521	11 493	-	-
	China		43 500	57 000	102 517	28 852
	Thailand		1 437 339	799 742	69 837	21 849
	Singapore		2 265 430	1 579 359	16 000	79 998

Tabel 22. Lanjutan
Table Continued

Komoditi/Commodity			Ekspor/Export		Impor/Import	
SITC	Negara/Country		Berat Bersih Net Weight (Kg)	Nilai FOB FOB Value (US\$)	Berat Bersih Net Weight (Kg)	Nilai CIF CIF Value (US\$)
(1)	(2)	(3)	(4)	(5)	(6)	(7)
	Malaysia		6 425 515	3 002 963	193 191	96 446
	Nepal		46 521	49 668	-	-
	Vietnam		10 000	22 880	49 044	25 391
	India		1 067 535	738 719	342 909	109 194
	Pakistan		638 099	358 978	-	-
	Bangladesh		34 531	12 800	-	-
	Lebanon		10 000	19 870	-	-
	Syria		103 000	44 536	-	-
	Turkey		491 496	223 288	-	-
	Arab Emirates, United		316 358	171 562	-	-
	Egypt		93 998	125 320	-	-
	Morocco		191 000	129 673	-	-
	Tunisia		88 674	62 547	-	-
	Algeria		272 137	155 942	-	-
	Reunion		17 000	4 950	-	-
	Guinea		2 067	267	-	-
	Cameroon		3 000	2 520	-	-
	Djibouti		-	-	60 000	17 100
	South Africa		42 000	35 400	-	-
	Australia		110 720	82 349	-	-
			17 000	7 075	-	-
	United States		6 417 448	3 376 504	-	-
	Canada		708 672	290 951	-	-
	Mexico		134 999	51 824	-	-
	Venezuela		474 958	270 463	-	-
	Argentina		31 999	113 150	-	-
	Brazil		7 888 449	3 927 852	-	-
	Colombia		17 500	34 550	-	-
	Uruguay		10 997	24 700	-	-
	Dominican Republic		1 146 999	458 282	-	-
	Costa Rica		22 000	11 000	-	-
	Antigua And Barbuda		2 968	350	-	-
	Dominica		17 000	9 425	-	-
	Netherlands Antilles		2 453	12 939	-	-
	United Kingdom		82 999	42 732	-	-
	Netherlands		3 618 170	1 990 440	-	-
	France		344 662	199 311	-	-
	Germany		1 363 455	905 720	-	-
	Belgium		77 162	51 692	-	-
	Switzerland		12 000	10 675	1 676	229
	Denmark		135 069	68 951	-	-

Tabel 22. Lanjutan
Table Continued

Komoditi/Commodity			Ekspor/Export		Impor/Import	
SITC	Negara/Country		Berat Bersih Net Weight (Kg)	Nilai FOB FOB Value (US\$)	Berat Bersih Net Weight (Kg)	Nilai CIF CIF Value (US\$)
(1)	(2)	(3)	(4)	(5)	(6)	(7)
	Norway		9 000	5 310	-	-
	Sweden		256 001	127 390	-	-
	Finland		32 399	19 591	-	-
	Italy		167 592	126 481	-	-
	Spain		187 065	183 875	-	-
	Portugal		123 210	94 088	-	-
	Greece		444 051	215 069	-	-
	Poland		200 999	90 952	-	-
	Bulgaria		-	-	376 749	122 413
	Albania		18 000	12 081	-	-
	Georgia		20 000	9 664	-	-
	Russian Federation		122 798	62 273	-	-
	Subtotal		38 374 369	21 262 499	1 211 923	501 472
081	Feeding Stuff For Animals					
	Japan		2 790 035	268 706	630 300	268 320
	Korea,south		93 659 500	5 868 869	1 288 008	743 173
	Taiwan		83 500	5 427	541 385	361 212
	China		72 520	8 702	11 122 911	1 129 523
	Singapore		15 105 932	1 004 803	6 088 278	4 821 805
	Philippines		14 100 000	893 700	-	-
	Malaysia		3 464 734	865 840	2 223 984	1 218 359
	Myanmar (burma)		-	-	678 300	60 369
	Vietnam		5 010 000	375 750	110 000	55 000
	India		2 826 174	2 167 847	165 202 453	43 002 714
	Pakistan		199 430	34 538	-	-
	Sri Lanka		36 260	7 066	-	-
	Batam		-	-	14 572	12 002
	Arab Emirates, United		-	-	31 723 860	9 124 447
	South Africa		18 800 000	1 120 400	100 600	75 651
	Australia		-	-	20 067 619	6 106 779
	New Zealand		-	-	13 848 835	5 025 310
	United States		-	-	39 763 380	13 866 169
	Canada		-	-	305 210	100 724
	Chile		-	-	1 158 760	866 413
	Argentina		-	-	11 698 560	3 163 066
	Brazil		-	-	837 050	207 171
	Ecuador		-	-	159 019	118 151
	Peru		-	-	5 445 599	3 768 145
	Bermuda		-	-	20 000	4 165
	United Kingdom		-	-	869	263
	Netherlands		646 542 104	38 533 252	414 119	250 857

Tabel 22. Lanjutan
Table Continued

Komoditi/Commodity			Ekspor/Export		Impor/Import	
SITC	Negara/Country		Berat Bersih Net Weight (Kg)	Nilai FOB FOB Value (US\$)	Berat Bersih Net Weight (Kg)	Nilai CIF CIF Value (US\$)
(1)	(2)	(3)	(4)	(5)	(6)	(7)
		France	-	-	359 960	254 435
		Germany	23 200 000	1 499 630	676 530	262 417
		Austria	25 000 000	525 000	-	-
		Belgium	-	-	383 200	232 958
		Denmark	-	-	445 160	362 169
		Italy	-	-	1 134 680	304 721
		Spain	33 145 278	1 851 797	915	920
		Poland	172 000	81 300	-	-
		Croatia	-	-	1 809 411	482 468
		Subtotal	884 207 467	55 112 627	318 253 527	96 249 876
091	Margarine And Shortening					
		Japan	16 900	7 352	7	7
		Hongkong	3 095 995	1 511 106	-	-
		China	25 135 000	13 322 870	-	-
		Singapore	-	-	100 320	53 129
		Philippines	404 000	193 760	-	-
		Malaysia	-	-	58 776	9 965
		Myanmar (burma)	80 640	38 304	-	-
		Vietnam	2 556 760	1 439 646	-	-
		Sri Lanka	64 631	25 400	-	-
		Iraq	47 730 578	25 981 532	-	-
		Iran	1 013 472	568 034	-	-
		Arabia, Saudi	2 148 781	1 098 179	-	-
		Kuwait	53 440	24 931	-	-
		Oman	80 000	39 400	-	-
		Syria	2 286 000	1 571 701	-	-
		Turkey	1 200 000	591 100	-	-
		Arab Emirates, United	440 000	247 400	-	-
		Egypt	1 480 800	817 752	-	-
		Algeria	5 183 513	2 686 072	-	-
		Sudan	1 651 147	901 731	-	-
		Ethiopia	78 900	29 937	-	-
		Ghana	278 755	143 309	-	-
		Nigeria	400 000	203 000	-	-
		Djibouti	179 398	98 034	-	-
		South Africa	1 004 080	533 616	-	-
		Australia	58 500	18 435	-	-
		New Zealand	179 900	92 105	-	-
		United States	210 000	94 500	-	-
		Jamaica	40 000	20 600	-	-
		French Guiana	19 335	13 083	-	-

Tabel 22. Lanjutan
Table 22. Continued

Komoditi/Commodity			Ekspor/Export		Impor/Import	
SITC	Negara/Country		Berat Bersih Net Weight (Kg)	Nilai FOB FOB Value (US\$)	Berat Bersih Net Weight (Kg)	Nilai CIF CIF Value (US\$)
(1)	(2)	(3)	(4)	(5)	(6)	(7)
	Germany		22 000	11 660	250	2 676
	Spain		400 000	172 000	-	-
	Hungary		18 000	9 630	-	-
	Romania		1 140 000	594 100	-	-
	Kazakhstan		100 000	46 300	-	-
	Kyrgyzstan		200 000	99 200	-	-
	Ukraine		1 286 233	837 344	-	-
	Malta		-	-	261	101
	Slovenia		40 000	21 600	-	-
	Russian Federation		4 526 627	2 312 672	-	-
	Subtotal		104 803 385	56 417 395	159 614	65 878
098	Edible Product And Preparations					
	Japan		3	75	5 470	34 441
	Hongkong		13 806	415 950	-	-
	Korea,south		-	-	5 894 560	8 171 458
	Taiwan		128	322	-	-
	China		-	-	122 042	61 439
	Thailand		12 510	9 810	202 847	236 549
	Singapore		16 843	156 242	183 240	680 123
	Philippines		-	-	1 917	756
	Malaysia		865 085	523 007	167 072	105 848
	Brunei Darussalam		82	408	-	-
	Vietnam		168	343	-	-
	South Africa		78 090	70 606	-	-
	Australia		-	-	18 150	16 867
	United States		15 411	30 750	30 819	504 822
	Brazil		-	-	255 400	101 454
	United Kingdom		-	-	313	6 073
	Netherlands		-	-	603 750	1 452 650
	France		-	-	47 421	191 141
	Germany		-	-	100 942	96 129
	Belgium		-	-	150 701	565 641
	Subtotal		1 002 126	1 207 513	7 784 644	12 225 391
111	Non-alcoholic Beverages,n.e.s					
	China		-	-	22 000	1 870
	Thailand		-	-	16 678 677	6 422 929
	Singapore		15 640	3 299	31 093	11 392
	Malaysia		52 185	32 404	10 881	4 159
	Subtotal		67 825	35 703	16 742 651	6 440 350
112	Alcoholic Beverages					
	Malaysia		17 127	6 391	-	-

Tabel 22. Lanjutan
Table Continued

Komoditi/Commodity			Ekspor/Export		Impor/Import	
SITC	Negara/Country		Berat Bersih Net Weight (Kg)	Nilai FOB FOB Value (US\$)	Berat Bersih Net Weight (Kg)	Nilai CIF CIF Value (US\$)
(1)	(2)	(3)	(4)	(5)	(6)	(7)
		Subtotal	17 127	6 391	-	-
121		Tobacco,unmanufactured;tobacco Refuse				
		China	-	-	3 395 970	6 964 071
		Singapore	1	2	97 800	208 314
		Malaysia	346 988	509 484	-	-
		Vietnam	539	1 700	-	-
		Sri Lanka	5 987	32 569	-	-
		Zimbabwe	-	-	672 560	2 029 989
		United States	200 970	331 636	376 459	1 695 849
		Brazil	-	-	2 949 600	9 385 642
		United Kingdom	24 300	84 564	-	-
		Germany	85 895	577 929	106 920	154 426
		Greece	-	-	34 920	50 197
		Subtotal	664 680	1 537 884	7 634 229	20 488 488
122		Tobacco,manufactured				
		Japan	25 903	85 995	-	-
		Hongkong	30	106	-	-
		Macau	133	1 020	-	-
		Thailand	1 884 190	5 995 150	-	-
		Singapore	1 837 318	5 864 253	-	-
		Philippines	1 663	5 347	-	-
		Malaysia	44 923	236 791	-	-
		Cambodia	12 982 917	40 941 951	-	-
		Vietnam	17 977	61 191	-	-
		Iran	6	21	-	-
		Jordan	1 801 906	5 927 040	-	-
		Lebanon	63 512	210 000	-	-
		Turkey	472 637	1 554 000	-	-
		Arab Emirates, United	343 667	1 123 990	-	-
		United States	-	-	8 000	25 580
		Poland	60	215	-	-
		Subtotal	19 476 842	62 007 070	8 000	25 580
211		Hides And Skins,raw				
		Japan	5 356	19 575	-	-
		Hongkong	190	14 124	-	-
		Thailand	7 800	3 120	-	-
		Singapore	211	33 495	-	-
		Subtotal	13 557	70 314	-	-
222		Oil Seeds Use For Extraction Of Soft Fixed Vegetable Oils				
		China	-	-	310 262	84 199
		Thailand	-	-	255 761	52 006

Tabel 22. Lanjutan
Table 22. Continued

SITC	Komoditi/Commodity		Ekspor/Export		Impor/Import	
	(1)	(2) Negara/Country	(3) Berat Bersih Net Weight (Kg)	(4) Nilai FOB FOB Value (US\$)	(5) Berat Bersih Net Weight (Kg)	(6) Nilai CIF CIF Value (US\$)
		Malaysia	252 814	69 188	2 303 180	541 588
		Myanmar (burma)	-	-	139 000	34 004
		Vietnam	-	-	101 195	34 460
		India	-	-	685 459	189 668
		Batam	-	-	1 030	2 444
		United States	-	-	11 140 863	4 220 901
		Netherlands	111	15	-	-
		Finland	-	-	690 647	241 332
		Subtotal	252 925	69 203	15 627 397	5 400 602
223		Oil Seeds Use For Extraction Of Other Fixed Vegetable Oils				
		Taiwan	8 000	7 200	-	-
		Singapore	365 259	141 428	-	-
		Malaysia	3 181 144	836 449	-	-
		Nepal	215 160	61 418	-	-
		India	464 540	83 091	-	-
		Pakistan	64 900	15 147	-	-
		Bangladesh	249 750	32 194	-	-
		Cameroon	225	34 472	-	-
		Subtotal	4 548 978	1 211 399	-	-
231		Natural Rubber Latex;natural Rubber And Similar Natural Gums				
		Japan	97 661 939	111 024 502	-	-
		Hongkong	120 960	139 204	-	-
		Korea,south	35 467 737	40 703 666	-	-
		Taiwan	6 410 399	7 594 876	-	-
		China	66 793 803	76 591 244	16 000	2 814
		Macau	100 800	123 984	-	-
		Singapore	1 894 435	2 417 063	-	-
		Philippines	1 431 360	1 706 565	-	-
		Malaysia	519 653	616 144	306 379	293 572
		Vietnam	604 800	699 174	-	-
		India	2 905 560	3 363 327	329 000	297 798
		Pakistan	1 550 465	1 677 089	-	-
		Sri Lanka	685 440	794 868	-	-
		Iran	20 160	26 006	-	-
		Israel	40 320	55 238	-	-
		Jordan	80 640	105 939	-	-
		Turkey	13 464 178	16 199 110	-	-
		Arab Emirates, United	120 960	155 460	-	-
		Egypt	100 800	136 036	-	-
		Morocco	241 920	313 286	-	-

Tabel 22. Lanjutan
Table Continued

Komoditi/Commodity			Ekspor/Export		Impor/Import	
SITC	Negara/Country		Berat Bersih Net Weight (Kg)	Nilai FOB FOB Value (US\$)	Berat Bersih Net Weight (Kg)	Nilai CIF CIF Value (US\$)
(1)	(2)	(3)	(4)	(5)	(6)	(7)
	Namibia		20 180	27 816	-	-
	Ethiopia		80 640	97 776	-	-
	Kenya		1 617 025	1 804 564	-	-
	Sierra Leone		201 600	255 124	-	-
	Uganda		120 960	136 684	-	-
	Djibouti		201 600	225 651	-	-
	South Africa		20 517 202	23 551 106	-	-
	Zimbabwe		20 160	23 688	-	-
	British Virgin Islands		40 320	54 636	-	-
	Australia		7 620 237	8 844 724	-	-
	New Zealand		4 745 850	5 505 331	-	-
	U.s. Minor Outlying		201 600	224 548	-	-
	Cocos (killing) Iland		40 320	54 363	-	-
	United States		127 285 490	153 065 254	-	-
	Canada		27 202 923	32 401 107	-	-
	Mexico		13 022 429	14 950 309	-	-
	Cuba		100 800	143 427	-	-
	Chile		8 693 505	10 251 524	-	-
	Venezuela		12 119 520	14 170 088	-	-
	Argentina		4 806 328	5 487 827	-	-
	Brazil		27 443 541	32 983 542	-	-
	Colombia		8 281 284	9 910 640	-	-
	Peru		3 165 120	3 537 342	-	-
	El Salvador		403 200	500 450	-	-
	Costa Rica		463 680	558 021	-	-
	Cape Verde		120 960	68 424	-	-
	Norfolk Island		20 160	23 402	-	-
	United Kingdom		13 950 440	15 956 432	-	-
	Netherlands		10 918 080	12 156 553	-	-
	France		11 353 587	13 783 376	-	-
	Germany		8 387 261	9 710 820	-	-
	Austria		40 320	52 222	-	-
	Belgium		31 663 306	35 372 072	-	-
	Switzerland		302 400	350 995	-	-
	Luxembourg		8 023 680	10 031 540	-	-
	Denmark		7 850	12 597	-	-
	Norway		100 800	113 400	-	-
	Sweden		262 080	300 451	-	-
	Ireland		100 800	126 967	-	-
	Italy		12 004 894	14 799 953	-	-
	Spain		4 716 180	5 529 647	-	-

Tabel 22. Lanjutan
Table Continued

Komoditi/Commodity			Ekspor/Export		Impor/Import	
SITC	Negara/Country		Berat Bersih Net Weight (Kg)	Nilai FOB FOB Value (US\$)	Berat Bersih Net Weight (Kg)	Nilai CIF CIF Value (US\$)
(1)	(2)	(3)	(4)	(5)	(6)	(7)
	Portugal		20 160	26 280	-	-
	Greece		2 066 160	2 473 367	-	-
	Fmr Czechoslovakia		100 800	121 665	-	-
	Hungary		228 060	258 617	-	-
	Poland		23 757 128	27 554 012	-	-
	Romania		2 998 800	3 519 439	-	-
	Bulgaria		120 000	167 743	-	-
	Ukraine		4 836 075	5 653 653	-	-
	Slovenia		10 479 038	12 499 889	-	-
	Russian Federation		258 372	295 254	-	-
	Subtotal		645 469 234	754 167 093	651 379	594 184
232	Synthetic Rubber Latex;synthetic Rubber And Reclaimed Rubber					
	Japan		-	-	289 331	387 687
	Korea,south		69 350	17 778	1 027 000	1 218 498
	Taiwan		25 780	5 718	214 194	140 306
	China		-	-	130 582	128 505
	Thailand		-	-	1 209 610	1 549 707
	Singapore		-	-	5 335	15 329
	Malaysia		261 850	118 952	72 565	88 002
	Turkey		-	-	3 150	1 100
	United States		40 320	45 158	1 212 402	1 134 997
	Mexico		-	-	13	306
	Argentina		80 640	106 219	-	-
	United Kingdom		-	-	157 671	58 019
	France		-	-	201	2 005
	Germany		-	-	264 246	283 852
	Russian Federation		-	-	1 054 800	1 863 792
	Subtotal		477 940	293 825	5 641 100	6 872 105
244	Cork,natural,raw And Waste					
	Australia		15 525	40 605	-	-
	Subtotal		15 525	40 605	-	-
245	Fuel Wood And Wood Charcoal					
	Japan		12 025 255	2 300 303	-	-
	Hongkong		1 067 537	136 702	-	-
	Korea,south		2 738 751	355 199	-	-
	Taiwan		4 064 786	645 957	-	-
	China		47 316	16 238	-	-
	Thailand		23 888	3 472	-	-
	Singapore		23 880	2 962	-	-
	Malaysia		1 264 806	310 771	-	-

Tabel 22. Lanjutan
Table Continued

Komoditi/Commodity			Ekspor/Export		Impor/Import	
SITC	Negara/Country		Berat Bersih Net Weight (Kg)	Nilai FOB FOB Value (US\$)	Berat Bersih Net Weight (Kg)	Nilai CIF CIF Value (US\$)
(1)	(2)	(3)	(4)	(5)	(6)	(7)
		Vietnam	26 000	4 158	-	-
		Arabia, Saudi	1 051 549	137 264	-	-
		Kuwait	625 994	88 210	-	-
		Arab Emirates, United	836 886	101 092	-	-
		Qatar	41 490	4 149	-	-
		Bahrain	349 380	50 095	-	-
		Mauritius	15 839	4 025	-	-
		Australia	179 010	17 901	-	-
		New Zealand	335 901	38 328	-	-
		New Caledonia	33 792	8 190	-	-
		United States	63 173	14 477	-	-
		Panama	9 900	990	-	-
		French Polynesia	48 994	8 584	-	-
		United Kingdom	416 538	44 312	-	-
		Denmark	20 415	3 674	-	-
		Italy	1 369 662	115 492	-	-
		Subtotal	26 680 742	4 412 545	-	-
246	Wood In Chips Or Particles And Waste					
		Japan	232 269	264 684	-	-
		Taiwan	592 706	107 950	-	-
		China	1 000	10	-	-
		Singapore	23 249	6 531	-	-
		Malaysia	9 586	1 011	-	-
		India	15 000	5 620	-	-
		United States	293 580	332 545	-	-
		Germany	1 290	312	-	-
		Subtotal	1 168 680	718 663	-	-
247	Wood In The Rough Or Roughly Squared					
		Korea,south	17 871	12 167	-	-
		Malaysia	1 079	637	-	-
		Germany	-	-	24 000	6 390
		Italy	19 845	16 326	-	-
		Subtotal	38 795	29 130	24 000	6 390
248	Wood,simply Worked And Railway Sleeper Of Wood					
		Japan	13 401 406	11 460 939	-	-
		Hongkong	9 493 736	3 705 125	-	-
		Korea,south	3 319 863	1 736 975	-	-
		Taiwan	1 913 510	694 798	205 857	35 170
		China	21 963 385	6 721 492	86 410	284 956
		Thailand	42 805	14 425	-	-
		Singapore	1 820 237	858 537	-	-

Tabel 22. Lanjutan
Table Continued

Komoditi/Commodity			Ekspor/Export		Impor/Import	
SITC	Negara/Country		Berat Bersih Net Weight (Kg)	Nilai FOB FOB Value (US\$)	Berat Bersih Net Weight (Kg)	Nilai CIF CIF Value (US\$)
(1)	(2)	(3)	(4)	(5)	(6)	(7)
	Malaysia		3 770 265	1 381 704	400 887	247 632
	Vietnam		1 252 012	355 807	-	-
	Pakistan		19 358	736	-	-
	Sri Lanka		81 355	48 718	-	-
	Batam		-	-	39 385	9 896
	Jordan		45 440	45 006	-	-
	Turkey		15 536	15 759	-	-
	Reunion		22 685	18 695	-	-
	Ghana		-	-	18 515	15 076
	Nigeria		-	-	17 998	17 635
	Ivory Coast		-	-	18 865	22 705
	Mauritania		19 520	11 227	-	-
	Central African Republic		-	-	12 218	12 391
	South Africa		724 100	735 507	317 947	102 788
	Mauritius		19 015	11 980	-	-
	Australia		1 233 719	1 091 553	667 809	838 216
	United States		1 578 484	1 159 809	5 887 235	5 288 949
	Canada		22 670	17 028	99 422	158 267
	Brazil		-	-	357 817	302 408
	Peru		-	-	275 600	384 610
	Trinidad And Tobago		-	-	18 000	26 151
	United Kingdom		808 345	1 109 195	-	-
	Netherlands		5 473 913	6 506 780	-	-
	France		411 384	202 530	22 000	18 822
	Germany		1 005 005	856 122	30 000	35 164
	Belgium		1 629 700	1 413 623	114 995	98 340
	Switzerland		56 421	14 079	-	-
	Ireland		21 554	12 066	-	-
	Italy		875 648	1 083 399	-	-
	Spain		18 771	8 593	-	-
	Hungary		-	-	975 846	886 060
	Poland		65 866	50 600	117 000	129 166
	Romania		-	-	160 900	135 874
	Bulgaria		-	-	192 560	164 713
	Ukraine		-	-	402 970	376 603
	Latvia		-	-	140 390	132 704
	Croatia		-	-	22 500	17 750
	Slovakia		-	-	23 000	30 505
	Czech Republic		-	-	24 000	23 158
	Subtotal		71 125 708	41 342 807	10 650 126	9 795 709
251	Pulp And Waste Paper					

Tabel 22. Lanjutan
Table Continued

Komoditi/Commodity			Ekspor/Export		Impor/Import	
SITC	Negara/Country		Berat Bersih Net Weight (Kg)	Nilai FOB FOB Value (US\$)	Berat Bersih Net Weight (Kg)	Nilai CIF CIF Value (US\$)
(1)	(2)	(3)	(4)	(5)	(6)	(7)
		Japan	4 956 515	2 357 312	-	-
		Taiwan	100 929	78 681	-	-
		China	125 184 008	46 717 352	-	-
		Singapore	492 595	194 352	-	-
		Philippines	190 823	81 628	-	-
		Vietnam	21 211 308	8 217 219	-	-
		India	12 211 110	4 868 941	-	-
		Pakistan	27 816	4 993	-	-
		Bangladesh	491 211	184 327	-	-
		Arab Emirates, United	498 443	181 690	244 690	40 374
		South Africa	-	-	1 160 918	622 969
		Australia	742 603	292 492	-	-
		Canada	-	-	1 612 715	942 228
		Brazil	-	-	208 225	102 551
		Subtotal	166 107 361	63 178 987	3 226 548	1 708 122
263	Cotton					
		China	-	-	328	209
		Vietnam	13 876	6 105	-	-
		India	-	-	148 613	255 553
		Italy	6 270	46 039	-	-
		Subtotal	20 146	52 144	148 941	255 762
264	Jute And Other Textile Bast Fibres, Nes					
		Malaysia	51 079	134 024	-	-
		India	-	-	18 000	12 510
		Subtotal	51 079	134 024	18 000	12 510
266	Synthetic Fibres Suitable For Spinning					
		Korea,south	-	-	26 962	28 723
		Malaysia	179	145	-	-
		Subtotal	179	145	26 962	28 723
269	Old Clothing And Other Old Textile Articles;rags					
		Japan	2 277	1 609	-	-
		Singapore	2 056	2 161	-	-
		Philippines	1 641	11 091	-	-
		Malaysia	27 174	11 265	-	-
		India	200	1 230	-	-
		Sri Lanka	225	100	-	-
		Arab Emirates, United	305	648	-	-
		South Africa	2 500	3 562	-	-
		Australia	9 825	23 066	-	-
		New Zealand	10 400	6 655	-	-
		United States	3 000	48 600	-	-

Tabel 22. Lanjutan
Table 22. Continued

Komoditi/Commodity			Ekspor/Export		Impor/Import	
SITC	Negara/Country		Berat Bersih Net Weight (Kg)	Nilai FOB FOB Value (US\$)	Berat Bersih Net Weight (Kg)	Nilai CIF CIF Value (US\$)
(1)	(2)	(3)	(4)	(5)	(6)	(7)
		Ecuador	3 000	29 819	-	-
		United Kingdom	4 870	30 752	-	-
		Germany	495	750	-	-
		Finland	200	5 000	-	-
		Subtotal	68 168	176 308	-	-
272	Fertilizers,crude					
		Japan	245 160	44 750	-	-
		Korea,south	219 200	16 368	-	-
		China	-	-	42 686 470	2 210 354
		Batam	-	-	256 320	27 297
		Egypt	-	-	29 600 000	1 590 425
		Morocco	-	-	46 765	3 461
		Algeria	-	-	7 475	553
		Senegal	-	-	29 900	2 213
		Australia	-	-	129 950 000	4 779 200
		Chile	-	-	322 000	85 225
		Belgium	-	-	255 000	71 850
		Italy	-	-	210 848	55 095
		Subtotal	464 360	61 118	203 364 778	8 825 673
273	Stone,sand And Gravel					
		Korea,south	-	-	72 000	7 380
		Taiwan	-	-	2 418	3 470
		China	-	-	1 526 424	225 654
		Thailand	-	-	4 458 000	404 618
		Singapore	2 960	5 550	15 550	1 875
		Malaysia	-	-	55 663 598	1 079 285
		Vietnam	-	-	180 000	24 286
		India	-	-	8 253 400	208 874
		Pakistan	-	-	19 100	3 745
		Turkey	-	-	241 068	47 968
		Egypt	-	-	200 000	35 719
		Australia	-	-	47 073	24 767
		British Indian Ocean Territory	-	-	72 000	12 210
		France	-	-	1 080	1 564
		Germany	-	-	20 000	16 789
		Italy	-	-	78 600	14 142
		Spain	-	-	377 683	62 640
		Portugal	-	-	274 181	47 628
		Subtotal	2 960	5 550	71 502 175	2 222 614
274	Sulphur & Unroasted Iron Pyrites					
		Japan	-	-	80 000	124 000

Tabel 22. Lanjutan
Table Continued

Komoditi/Commodity			Ekspor/Export		Impor/Import	
SITC	Negara/Country		Berat Bersih Net Weight (Kg)	Nilai FOB FOB Value (US\$)	Berat Bersih Net Weight (Kg)	Nilai CIF CIF Value (US\$)
(1)	(2)	(3)	(4)	(5)	(6)	(7)
	Korea,south		-	-	297 995	75 700
	Singapore		-	-	3 809 060	317 820
	Malaysia		-	-	67 116	72 706
	Australia		-	-	240 000	102 500
	Subtotal		-	-	4 494 171	692 726
277	Natural Abrasives,n.e.s					
	Taiwan		-	-	1 413	3 450
	China		-	-	4	4
	Subtotal		-	-	1 417	3 454
278	Other Crude Minerals					
	Japan		1 573 860	146 660	51 842	119 944
	Hongkong		36 800	10 280	497 730	40 691
	Korea,south		-	-	36 000	6 422
	Taiwan		76 650	14 151	1 608 896	362 596
	China		-	-	28 509 657	2 056 446
	Thailand		-	-	403 230	69 855
	Singapore		387 601	35 654	9 674 789	755 647
	Malaysia		1 972 538	92 668	401 625	51 575
	Vietnam		-	-	1 377 000	119 145
	India		-	-	125 684 655	5 148 048
	Sri Lanka		20 000	2 890	-	-
	Iran		-	-	4 349 106	744 788
	Turkey		-	-	352 000	50 002
	Kenya		760 000	155 531	-	-
	South Africa		-	-	46 000	13 708
	Zimbabwe		-	-	2 214 000	836 202
	Australia		-	-	188 621 000	4 916 149
	United States		-	-	39 231	20 387
	Canada		-	-	1 360 254	554 045
	Brazil		-	-	760 000	266 180
	United Kingdom		-	-	3 230 370	782 064
	Netherlands		-	-	1 000	168
	France		-	-	6 366	4 613
	Germany		-	-	83 354 846	8 236 314
	Switzerland		-	-	231 000	47 465
	Denmark		-	-	380 000	155 800
	Italy		-	-	48 000	19 452
	Subtotal		4 827 449	457 834	453 238 597	25 377 706
282	Waste And Scrap Metal Of Iron Or Steel					
	Japan		299 999	316 702	15 869 558	1 818 374
	Taiwan		176 000	225 060	2 243 010	381 676

Tabel 22. Lanjutan
Table 22. Continued

Komoditi/Commodity			Ekspor/Export		Impor/Import	
SITC	Negara/Country		Berat Bersih Net Weight (Kg)	Nilai FOB FOB Value (US\$)	Berat Bersih Net Weight (Kg)	Nilai CIF CIF Value (US\$)
(1)	(2)	(3)	(4)	(5)	(6)	(7)
	China		50 892	58 920	2 881 904	346 368
	Singapore		108 100	79 239	1 208 550	229 624
	Malaysia		24 000	31 200	400 000	42 000
	Brunei Darussalam		-	-	7 999 230	840 693
	Australia		-	-	2 091 817	546 531
	United States		-	-	952 841	141 250
	Russian Federation		-	-	6 038 660	1 159 422
	Subtotal		658 991	711 121	39 685 570	5 505 938
283	Copper Ores And Concentrates					
	Japan		19 685 690	21 057 317	-	-
	Philippines		14 112	12 162	-	-
	India		21 980 668	20 932 992	-	-
	Subtotal		41 680 470	42 002 471	-	-
284	Nickel Ores And Concentrates					
	Malaysia		-	-	297	401
	Germany		-	-	137	11 504
	Subtotal		-	-	434	11 905
285	Aluminium Ores And Concentrates					
	Japan		-	-	81 000	30 702
	Korea,south		-	-	27	4 595
	Australia		-	-	353 395 000	78 641 593
	Subtotal		-	-	353 476 027	78 676 890
287	Ores And Concentrates Of Base Metals,n.e.s					
	Taiwan		-	-	29 427	26 867
	China		-	-	298 000	41 720
	South Africa		-	-	75 000	14 375
	United Kingdom		-	-	40 000	22 800
	Subtotal		-	-	442 427	105 762
288	Non-ferrous Base Metal Waste And Scrap, N.e.s.					
	Japan		48 529	62 240	-	-
	Hongkong		536 218	1 013 513	-	-
	Korea,south		170 699	211 422	-	-
	Taiwan		112 498	159 665	-	-
	China		464 058	879 592	-	-
	Thailand		102 417	38 655	-	-
	Singapore		199 341	192 042	-	-
	Malaysia		64 462	26 025	-	-
	India		45 022	14 170	-	-
	Sri Lanka		15 880	4 758	-	-
	South Africa		6 695	34 523	-	-
	Australia		-	-	20 620	32 580

Tabel 22. Lanjutan
Table Continued

Komoditi/Commodity			Ekspor/Export		Impor/Import	
SITC	Negara/Country		Berat Bersih Net Weight (Kg)	Nilai FOB FOB Value (US\$)	Berat Bersih Net Weight (Kg)	Nilai CIF CIF Value (US\$)
(1)	(2)	(3)	(4)	(5)	(6)	(7)
		United States	16 000	8 710	-	-
		Subtotal	1 781 819	2 645 315	20 620	32 580
291		Crude Animal Materials,n.e.s				
		Japan	50 796	175 994	-	-
		Korea,south	14 320	11 774	-	-
		China	-	-	25 027	20 416
		Thailand	14 473	10 237	-	-
		Malaysia	4 658	4 550	-	-
		Subtotal	84 247	202 555	25 027	20 416
292		Crude Vegetable Materials,n.e.s				
		Japan	313 979	707 510	2 253	5 354
		Hongkong	66 859	47 651	-	-
		Korea,south	259 040	141 945	-	-
		Taiwan	1 051 144	412 651	13 499	13 277
		China	215 259	164 547	109 202	138 975
		Thailand	18 952	90 920	3 100	2 047
		Singapore	751 684	1 246 488	139 979	141 894
		Philippines	69 000	22 625	-	-
		Malaysia	1 276 271	646 039	44 545	6 025
		Myanmar (burma)	-	-	82 378	129 874
		Vietnam	-	-	11 750	25 557
		India	7 414 508	5 724 420	40 000	29 700
		Pakistan	14 992 286	2 387 478	-	-
		Bangladesh	2 749 734	516 283	-	-
		Yemen	18 012	13 099	-	-
		Arab Emirates, United	21 159	9 420	-	-
		Cameroon	225	34 472	-	-
		Australia	29	86	62 200	3 778
		United States	15 360	25 720	13	5 287
		Dominican Republic	34 000	9 100	-	-
		Netherlands Antilles	1 200	12 898	-	-
		Norfolk Island	1 046	3 026	-	-
		United Kingdom	87 596	782 805	-	-
		Netherlands	271 504	1 020 415	212	1 886
		France	9 911	40 221	-	-
		Germany	17 608	39 003	350	4 803
		Belgium	88 000	330 000	-	-
		Denmark	9 182	54 125	-	-
		Italy	241 907	947 894	-	-
		Spain	510	984	3 000	10 200
		Bulgaria	85 000	17 850	-	-

Tabel 22. Lanjutan
Table Continued

Komoditi/Commodity			Ekspor/Export		Impor/Import	
SITC	Negara/Country		Berat Bersih Net Weight (Kg)	Nilai FOB FOB Value (US\$)	Berat Bersih Net Weight (Kg)	Nilai CIF CIF Value (US\$)
(1)	(2)	(3)	(4)	(5)	(6)	(7)
	Ukraine		614	2 645	-	-
	Russian Federation		24 000	12 800	-	-
	Subtotal		30 105 579	15 465 120	512 481	518 657
321	Coal,pulverized Or Not					
	Japan		62 802 000	1 469 566	-	-
	China		-	-	22 000	2 420
	Subtotal		62 802 000	1 469 566	22 000	2 420
325	Coke And Semi Coke Of Coal,of Lignite,or Of Peat					
	Hongkong		-	-	515 460	40 206
	China		-	-	510 220	38 266
	Singapore		-	-	1 441 636	140 444
	Malaysia		-	-	1 725 480	204 358
	Subtotal		-	-	4 192 796	423 274
334	Petroleum Products,refined					
	Korea,south		-	-	13 168	9 146
	Taiwan		-	-	52	31
	China		-	-	18 204 638	7 677 779
	Thailand		-	-	353 763	294 066
	Singapore		-	-	3 258 778	2 573 574
	Malaysia		358	1 084	247 152	227 282
	Australia		-	-	8 218	16 717
	France		-	-	22 073	20 402
	Sweden		-	-	14 372	7 895
	Subtotal		358	1 084	22 122 214	10 826 892
335	Residual Petroleum Products,nes And Related Materials					
	Japan		18 888	1 265	32 924 505	8 035 499
	Korea,south		-	-	809 772	228 158
	Taiwan		-	-	472 643	100 930
	China		-	-	15 655 240	4 163 535
	Singapore		-	-	12 167 904	2 885 329
	Malaysia		102	234	1 094 083	506 064
	India		-	-	5 000 000	1 165 000
	Iran		-	-	1 932 880	387 002
	Arab Emirates, United		-	-	370 160	114 890
	Australia		-	-	4 024 402	1 165 174
	United States		-	-	17 445 700	6 154 842
	Argentina		-	-	36 642 360	9 739 538
	United Kingdom		-	-	1 000	715
	Germany		20 000	1 240	-	-
	Italy		-	-	40 000	19 300
	Hungary		-	-	99 400	73 805

Tabel 22. Lanjutan
Table Continued

Komoditi/Commodity			Ekspor/Export		Impor/Import	
SITC	Negara/Country		Berat Bersih Net Weight (Kg)	Nilai FOB FOB Value (US\$)	Berat Bersih Net Weight (Kg)	Nilai CIF CIF Value (US\$)
(1)	(2)	(3)	(4)	(5)	(6)	(7)
		Subtotal	38 990	2 739	128 680 049	34 739 781
411		Animal Oils And Fats				
		Japan	6 800	39 620	62 409	55 296
		Korea,south	-	-	142 346	88 324
		Taiwan	-	-	18 000	9 630
		China	650 000	299 000	-	-
		Ecuador	-	-	396 844	293 735
		Lithuania	62 208	48 833	-	-
		Subtotal	719 008	387 453	619 599	446 985
421		Fixed Vegetable Fats And Oils Soft,crude,refined Or Fractioned				
		China	-	-	771	724
		Singapore	649 000	169 977	-	-
		Malaysia	-	-	380	323
		India	565 200	156 550	-	-
		United States	-	-	26 040	10 468
		Spain	900 000	387 000	-	-
		Ukraine	750 000	348 750	-	-
		Russian Federation	103 680	77 760	-	-
		Subtotal	2 967 880	1 140 037	27 191	11 515
422		Fixed Vegetable Fats And Oils Solid,crude,refined/fractioned				
		Japan	12 420 000	5 374 145	-	-
		Hongkong	6 854 278	3 021 010	-	-
		Korea,south	304 768	849 520	-	-
		Taiwan	452 688	308 836	-	-
		China	301 947 640	139 717 668	83 981	44 918
		Papua New Guinea	27 344	19 008	-	-
		Singapore	194 721 233	72 754 230	18 816	16 370
		Philippines	1 542 149	1 093 022	-	-
		Malaysia	107 890 242	48 419 457	-	-
		Myanmar (burma)	8 538 319	3 491 890	-	-
		Cambodia	16 509	10 157	-	-
		Brunei Darussalam	120 449	236 245	-	-
		Vietnam	5 440 523	4 043 325	-	-
		Maldives	31 254	19 229	-	-
		India	951 467 373	391 652 877	20 000	21 350
		Pakistan	208 674 697	89 777 508	-	-
		Bangladesh	106 731 712	39 889 096	-	-
		Sri Lanka	24 403 321	10 814 324	-	-
		Batam	-	-	346 826	196 383
		Iraq	11 855 886	4 723 413	-	-

Tabel 22. Lanjutan
Table Continued

Komoditi/Commodity			Ekspor/Export		Impor/Import	
SITC	Negara/Country		Berat Bersih Net Weight (Kg)	Nilai FOB FOB Value (US\$)	Berat Bersih Net Weight (Kg)	Nilai CIF CIF Value (US\$)
(1)	(2)	(3)	(4)	(5)	(6)	(7)
		Iran	18 727 464	8 685 762	-	-
		Kuwait	32 868	19 112	-	-
		Jordan	396 596 690	166 410 114	-	-
		Lebanon	300 000	133 500	-	-
		Yemen	16 999 810	7 363 336	-	-
		Oman	6 070 736	2 418 552	-	-
		Syria	28 188 172	11 956 730	-	-
		Turkey	31 391 046	14 433 077	-	-
		Arab Emirates, United	144 888	87 441	-	-
		Egypt	16 359 822	6 638 187	-	-
		Morocco	14 000 000	5 016 580	-	-
		Tunisia	9 245 654	4 293 454	-	-
		Algeria	5 929 128	2 204 814	-	-
		Sudan	3 443 896	1 421 920	-	-
		Tanzania	49 590 000	22 644 067	-	-
		Mozambique	6 290 706	2 830 268	-	-
		Guinea, Equatorial	158 662	99 904	-	-
		Togo	364 823	195 520	-	-
		Ghana	773 804	442 515	-	-
		Guinea	2 854 925	1 693 597	-	-
		Angola	374 442	266 777	-	-
		Congo	559 890	341 821	-	-
		Cameroon	6 197 664	2 464 953	-	-
		Nigeria	57 161	45 704	-	-
		Gabon	344 277	215 724	-	-
		Ivory Coast	8 350 000	2 892 303	-	-
		Senegal	4 504 035	2 404 698	-	-
		Mauritania	1 973 118	1 196 509	-	-
		Benin	5 165 284	2 177 984	-	-
		Gambia	976 498	585 717	-	-
		Djibouti	280 566	150 675	-	-
		South Africa	48 652 536	20 446 457	-	-
		Comoros	99 139	67 349	-	-
		Australia	500 000	208 750	-	-
		New Zealand	534 740	254 193	-	-
		Nauru	417 986	286 388	-	-
		Fiji	34 247	28 429	-	-
		Samoa	186 253	136 005	-	-
		Tonga	16 615	10 627	-	-
			743 767	476 138	-	-
		United States	1 128 174	788 912	-	-

Tabel 22. Lanjutan
Table Continued

Komoditi/Commodity			Ekspor/Export		Impor/Import	
SITC	Negara/Country		Berat Bersih Net Weight (Kg)	Nilai FOB FOB Value (US\$)	Berat Bersih Net Weight (Kg)	Nilai CIF CIF Value (US\$)
(1)	(2)	(3)	(4)	(5)	(6)	(7)
	Mexico		10 500 000	4 006 965	-	-
	Nicaragua		500 000	95 000	-	-
	Venezuela		84 104	48 248	-	-
	Argentina		408 000	272 640	-	-
	Brazil		11 566 000	6 156 640	-	-
	Uruguay		200 000	146 000	-	-
	Costa Rica		22 000	11 660	-	-
	Saint Kitts-nevis		37 604	28 013	-	-
	United Kingdom		19 870	10 565	-	-
	Netherlands		586 418 616	266 774 217	-	-
	Germany		86 037 687	38 051 123	-	-
	Denmark		5 799 700	2 580 866	-	-
	Italy		112 143 759	49 031 050	-	-
	Spain		147 566 837	55 809 968	-	-
	Portugal		8 735 173	3 418 005	-	-
	Greece		17 435 634	7 198 699	-	-
	Fmr Czechoslovakia		388 961	271 251	-	-
	Poland		2 250 000	1 029 285	-	-
	Romania		234 472	123 800	-	-
	Bulgaria		18 785 523	7 392 073	-	-
	Kazakhstan		660 736	293 752	-	-
	Turkmenistan		20 736	12 234	-	-
	Ukraine		20 908 435	9 210 714	-	-
	Uzbekistan		20 736	12 545	-	-
	Lithuania		372 512	260 242	-	-
	Latvia		807 933	539 883	-	-
	Bosnia And Hercegovina		105 000	57 750	-	-
	Russian Federation		45 409 573	27 607 528	-	-
	Subtotal		3 709 439 472	1 591 100 239	469 623	279 021
431	Animal And Vegetable Oil And Fat Processed And Wax Of Animal/veg.					
	Japan		12 100 386	6 919 723	844	931
	Hongkong		1 613 558	872 565	-	-
	Korea,south		20 286 072	11 611 895	-	-
	Taiwan		12 884 576	5 822 531	-	-
	China		10 755 117	5 696 015	14 209	7 566
	Thailand		5 966 373	3 265 499	-	-
	Singapore		14 731 597	5 701 309	5 348	3 865
	Philippines		2 687 535	1 798 517	-	-
	Malaysia		8 489 089	5 282 095	140 073	42 058
	Myanmar (burma)		2 066 000	693 673	-	-

Tabel 22. Lanjutan
Table Continued

Komoditi/Commodity			Ekspor/Export		Impor/Import	
SITC	Negara/Country		Berat Bersih Net Weight (Kg)	Nilai FOB FOB Value (US\$)	Berat Bersih Net Weight (Kg)	Nilai CIF CIF Value (US\$)
(1)	(2)	(3)	(4)	(5)	(6)	(7)
	Vietnam		501 708	279 677	-	-
	India		42 340 817	14 407 940	-	-
	Pakistan		6 786 458	1 436 223	-	-
	Bangladesh		16 500	8 945	-	-
	Batam		-	-	1 849	1 425
	Iran		649 568	487 301	-	-
	Arabia, Saudi		1 609 594	1 054 507	-	-
	Jordan		4 058 400	1 523 033	-	-
	Oman		147 000	109 305	-	-
	Syria		1 019 424	449 991	-	-
	Turkey		12 835 569	6 864 860	-	-
	Arab Emirates, United		19 815	15 760	-	-
	Egypt		3 877 900	2 831 995	-	-
	Morocco		223 600	143 147	-	-
	Algeria		1 228 600	814 502	-	-
	Tanzania		4 145 000	1 794 000	-	-
	Mozambique		3 462 500	1 383 838	-	-
	Cameroon		54 000	32 685	-	-
	Nigeria		128 000	90 803	-	-
	Ivory Coast		83 000	44 962	-	-
	Senegal		66 000	34 980	-	-
	South Africa		10 654 339	5 912 772	-	-
	Australia		499 300	340 746	-	-
	New Zealand		21 000	11 130	-	-
	Tokelau		100 000	75 000	-	-
	United States		1 723 418	1 054 481	35	480
	Canada		187 951	116 529	-	-
	Mexico		784 549	461 719	-	-
	Guatemala		33 000	19 058	-	-
	Chile		120 000	62 200	-	-
	Brazil		86 130	81 494	-	-
	Colombia		33 000	17 686	-	-
	Ecuador		32 999	16 800	-	-
	Peru		33 000	16 583	-	-
	Dominican Republic		16 500	9 570	-	-
	Costa Rica		16 500	10 560	-	-
	Antigua And Barbuda		250 000	68 750	-	-
	United Kingdom		1 067 809	686 215	-	-
	Netherlands		51 716 615	20 647 549	-	-
	France		149 000	87 174	-	-
	Germany		7 121 213	3 291 684	-	-

Tabel 22. Lanjutan
Table Continued

Komoditi/Commodity			Ekspor/Export		Impor/Import	
SITC	Negara/Country		Berat Bersih Net Weight (Kg)	Nilai FOB FOB Value (US\$)	Berat Bersih Net Weight (Kg)	Nilai CIF CIF Value (US\$)
(1)	(2)	(3)	(4)	(5)	(6)	(7)
		Belgium	1 311 309	994 698	-	-
		Switzerland	25 000	13 250	-	-
		Denmark	2 048 153	822 528	-	-
		Sweden	14 000	7 571	-	-
		Italy	2 401 000	1 056 720	-	-
		Spain	16 042 000	5 427 198	-	-
		Portugal	3 789 057	1 647 040	-	-
		Greece	1 440 095	866 886	-	-
		Hungary	1 000	670	-	-
		Romania	43 000	33 330	-	-
		Bulgaria	39 958	25 681	-	-
		Belarus	44 000	40 480	-	-
		Kazakhstan	22 000	15 840	-	-
		Kyrgyzstan	172 000	121 920	-	-
		Ukraine	187 000	134 490	-	-
		Uzbekistan	236 000	191 950	-	-
		Lithuania	44 000	34 405	-	-
		Georgia	44 000	24 200	-	-
		Slovenia	19 600	14 460	-	-
		Russian Federation	2 410 904	1 793 795	-	-
		Subtotal	279 814 155	127 727 088	162 358	56 325
511	Hydrocarbon,n.e.s And Their Halogenated,nitrated Derivatives					
		Korea,south	-	-	177 914	78 988
		Taiwan	-	-	3 967	1 940
		Singapore	-	-	637 135	317 558
		Malaysia	-	-	24 640	19 527
		India	-	-	500	1 175
		Australia	-	-	67	40
		United States	-	-	23 316	5 578
		Netherlands	-	-	258 724	190 570
		Belgium	-	-	85 200	34 950
		Spain	-	-	8 956	10 997
		Subtotal	-	-	1 220 419	661 323
512	Alcohols,phenols,phenol-alcohols And Their Halogenated					
		Japan	3 764 674	2 995 156	64 270	114 767
		Hongkong	64 370	72 631	-	-
		Korea,south	1 830 473	1 359 968	36 115	35 027
		Taiwan	860 462	704 753	-	-
		China	8 527 828	6 696 847	240 448	143 243
		Thailand	868 312	707 819	-	-

Tabel 22. Lanjutan
Table 22. Continued

Komoditi/Commodity			Ekspor/Export		Impor/Import	
SITC	Negara/Country		Berat Bersih Net Weight (Kg)	Nilai FOB FOB Value (US\$)	Berat Bersih Net Weight (Kg)	Nilai CIF CIF Value (US\$)
(1)	(2)	(3)	(4)	(5)	(6)	(7)
		Singapore	3 934 380	4 781 899	2 848 599	1 559 202
		Philippines	375 941	289 850	-	-
		Malaysia	286 860	240 852	11 449 451	2 955 907
		Myanmar (burma)	100 000	81 000	-	-
		Vietnam	52 179	32 842	-	-
		India	215 820	211 223	-	-
		Pakistan	20 000	16 746	-	-
		Bangladesh	80 000	65 350	-	-
		Iran	683 351	737 631	-	-
		Arabia, Saudi	424 500	236 800	-	-
		Jordan	40 000	34 270	-	-
		Yemen	40 000	24 000	-	-
		Syria	160 000	122 800	-	-
		Turkey	31 999	29 793	-	-
		Arab Emirates, United	60 000	53 700	-	-
		Egypt	320 000	260 720	-	-
		Morocco	20 000	16 800	-	-
		Sudan	1 101 304	660 000	-	-
		Kenya	40 000	33 600	-	-
		Ghana	40 000	31 300	-	-
		Cameroon	20 000	15 400	-	-
		Nigeria	174 499	208 327	-	-
		Ivory Coast	40 000	38 000	-	-
		South Africa	271 999	371 566	-	-
		Malawi	22 000	33 800	-	-
		Australia	384 270	400 071	-	-
		New Zealand	40 000	33 440	-	-
		American Samoa	18 143	25 476	-	-
		United States	6 501 995	5 913 248	97 968	432 897
		Canada	394 273	338 041	-	-
		Chile	60 000	46 770	-	-
		Argentina	256 000	350 061	-	-
		Brazil	3 014 719	3 744 293	-	-
		Colombia	54 998	72 939	-	-
		Uruguay	32 000	35 298	-	-
		Peru	40 000	30 555	-	-
		Jamaica	29 796	33 435	-	-
		United Kingdom	183 999	173 124	18	501
		Netherlands	2 500 268	1 760 214	31 800	137 852
		France	-	-	4	2 378
		Germany	24 000	31 991	85 320	199 188

Tabel 22. Lanjutan
Table Continued

Komoditi/Commodity			Ekspor/Export		Impor/Import	
SITC	Negara/Country		Berat Bersih Net Weight (Kg)	Nilai FOB FOB Value (US\$)	Berat Bersih Net Weight (Kg)	Nilai CIF CIF Value (US\$)
(1)	(2)	(3)	(4)	(5)	(6)	(7)
		Belgium	12 000	15 480	-	-
		Sweden	58 820	49 295	-	-
		Ireland	19 971	14 978	-	-
		Italy	96 000	98 069	127 120	773 107
		Spain	189 875	170 920	-	-
		Russian Federation	20 000	15 928	-	-
		Subtotal	38 402 078	34 519 069	14 981 113	6 354 069
513	Carboxylic Acids, and Their Anhydrides, halides, peroxides					
		Japan	7 656 203	5 181 044	-	-
		Hongkong	50 000	26 000	647	850
		Korea, south	5 427 161	2 770 231	64 000	13 973
		Taiwan	256 300	188 456	44 057	29 142
		China	7 181 450	5 014 639	538 468	380 398
		Thailand	874 066	564 622	-	-
		Singapore	33 000	21 618	995 330	705 249
		Philippines	720 158	476 195	-	-
		Malaysia	1 521 970	1 176 199	115 421	88 401
		Myanmar (burma)	15 000	7 125	-	-
		Vietnam	162 954	84 221	-	-
		India	3 909 776	2 769 580	-	-
		Pakistan	16 000	12 494	-	-
		Bangladesh	1 159 000	524 580	-	-
		Batam	-	-	30 648	23 600
		Iran	30 000	17 970	-	-
		Oman	2 000	1 730	-	-
		Turkey	176 319	103 702	-	-
		Arab Emirates, United	64 000	51 212	-	-
		Tanzania	17 000	7 310	-	-
		Cameroon	33 500	19 153	-	-
		Ivory Coast	17 000	7 905	-	-
		Senegal	49 500	27 803	-	-
		South Africa	115 500	65 198	-	-
		Mauritius	1 010 000	450 400	-	-
		Australia	12 500	9 019	8 192	4 116
		New Zealand	-	-	414	1 593
		United States	771 285	552 536	12	716
		Canada	268 282	198 014	-	-
		Mexico	228 820	121 585	-	-
		Guatemala	33 000	18 068	-	-
		Chile	33 000	16 665	-	-
		Venezuela	16 499	10 725	-	-

Tabel 22. Lanjutan
Table 22. Continued

Komoditi/Commodity			Ekspor/Export		Impor/Import	
SITC	Negara/Country		Berat Bersih Net Weight (Kg)	Nilai FOB FOB Value (US\$)	Berat Bersih Net Weight (Kg)	Nilai CIF CIF Value (US\$)
(1)	(2)	(3)	(4)	(5)	(6)	(7)
	Brazil		585 000	444 704	1 200	2 460
	Peru		16 500	8 745	-	-
	Dominican Republic		31 300	21 638	-	-
	Netherlands Antilles		60 750	39 184	-	-
	United Kingdom		1 921 120	1 001 337	74 280	112 903
	Netherlands		3 626 490	2 497 739	142 879	155 906
	France		44 000	23 320	-	-
	Germany		2 401 270	1 202 934	555 834	210 841
	Belgium		553 630	380 229	-	-
	Denmark		1 044 205	505 180	9 676	551 182
	Norway		50 000	34 500	-	-
	Sweden		64 000	46 488	-	-
	Ireland		28 000	14 592	-	-
	Italy		205 580	142 252	2 000	7 362
	Spain		399 920	261 493	2 819	3 461
	Greece		221 000	110 182	-	-
	Bulgaria		25 965	18 398	-	-
	Ukraine		16 500	10 318	-	-
	Latvia		96 000	80 083	-	-
	Czech Republic		24 000	14 782	-	-
	Subtotal		43 276 473	27 354 097	2 585 877	2 292 153
514	Nitrogen-function Compounds					
	Japan		30 000	26 884	265 614	3 960 164
	Hongkong		34 000	30 004	-	-
	Korea,south		1 675 000	1 331 094	480 000	800 738
	Taiwan		1 200 000	916 199	463 500	122 721
	China		3 860 958	3 160 491	303 449	202 592
	Thailand		-	-	116 982	237 763
	Singapore		706	2 417	56 251	105 722
	Malaysia		150 252	69 000	188 537	428 149
	Vietnam		-	-	146 250	38 215
	India		-	-	8 400	89 880
	Batam		-	-	1 243	425
	Turkey		60 000	46 376	-	-
	United States		-	-	514 955	624 438
	Canada		-	-	50 000	35 000
	Argentina		-	-	16 000	10 080
	Brazil		-	-	20 000	10 500
	United Kingdom		-	-	12 815	34 451
	Netherlands		-	-	53 844	38 547
	France		-	-	9 513	2 895

Tabel 22. Lanjutan
Table Continued

Komoditi/Commodity			Ekspor/Export		Impor/Import	
SITC	Negara/Country		Berat Bersih Net Weight (Kg)	Nilai FOB FOB Value (US\$)	Berat Bersih Net Weight (Kg)	Nilai CIF CIF Value (US\$)
(1)	(2)	(3)	(4)	(5)	(6)	(7)
	Germany		-	-	51 696	148 398
	Belgium		-	-	5 598	13 450
	Switzerland		24 000	189 022	-	-
	Ukraine		19 200	21 358	-	-
	Subtotal		7 054 116	5 792 845	2 764 647	6 904 128
515	Organo-inorganic And Heterocyclic Compounds					
	Korea,south		44 000	248 062	-	-
	China		-	-	81 600	67 766
	Singapore		74 570	69 067	3 294	9 080
	Malaysia		-	-	162 756	683 808
	India		-	-	149 182	1 636 034
	South Africa		-	-	29 484	37 145
	United States		-	-	1 544 811	5 618 388
	United Kingdom		-	-	67 459	166 470
	Netherlands		-	-	52 500	35 175
	France		-	-	224 800	706 602
	Germany		-	-	86 555	188 906
	Belgium		-	-	1 084 227	2 669 630
	Italy		-	-	56 993	138 484
	Spain		-	-	140 000	283 400
	Subtotal		118 570	317 129	3 683 661	12 240 888
516	Other Organic Chemicals					
	Japan		-	-	377	1 802
	Hongkong		193	19 867	-	-
	Korea,south		-	-	650	3 896
	Taiwan		-	-	57 969	53 004
	China		4 953	3 492	1 060	198
	Singapore		1 048	1 405	63 660	139 919
	Malaysia		6 981	9 779	10 495	14 721
	Germany		-	-	12 100	19 123
	Denmark		-	-	9 000	36 000
	Sweden		-	-	9 700	10 646
	Finland		-	-	12 120	148 020
	Subtotal		13 175	34 543	177 131	427 329
522	Inorganic Chemical Elements,oxides And Halogen Salts					
	Japan		-	-	862 395	1 480 323
	Hongkong		-	-	291 200	121 289
	Korea,south		1 480	1 213	1 309 321	720 319
	Taiwan		-	-	396 383	389 090
	China		-	-	7 904 636	3 585 510
	Thailand		-	-	147 000	34 859

Tabel 22. Lanjutan
Table Continued

Komoditi/Commodity			Ekspor/Export		Impor/Import	
SITC	Negara/Country		Berat Bersih Net Weight (Kg)	Nilai FOB FOB Value (US\$)	Berat Bersih Net Weight (Kg)	Nilai CIF CIF Value (US\$)
(1)	(2)	(3)	(4)	(5)	(6)	(7)
	Singapore		3	10	3 050 534	2 613 521
	Malaysia		30 812	27 000	452 195	269 232
	India		-	-	950 134	172 081
	Pakistan		-	-	114 682	48 615
	Australia		-	-	2 706 100	885 181
	United States		-	-	921 080	1 429 064
	Canada		-	-	200	9 200
	Chile		-	-	25 000	5 625
	Bolivia		-	-	48 000	23 040
	United Kingdom		-	-	48 000	12 000
	France		-	-	18 000	44 100
	Germany		-	-	223 387	263 267
	Belgium		-	-	195 205	116 504
	Denmark		-	-	12 752	19 060
	Italy		-	-	2 674	5 110
	Subtotal		32 295	28 223	19 678 878	12 246 990
523	Metallic Salts And Peroxysalts					
	Japan		-	-	180 284	147 159
	Hongkong		-	-	24 000	3 336
	Korea,south		-	-	1 073 978	292 156
	Taiwan		-	-	5 650 248	1 635 903
	China		-	-	60 642 619	9 145 018
	Thailand		-	-	3 685 885	1 327 673
	Singapore		-	-	159 159	39 191
	Malaysia		-	-	3 883 561	1 118 120
	Vietnam		-	-	262 498	45 377
	India		-	-	346 300	82 953
	Turkey		-	-	5 249 400	1 883 988
	Tunisia		-	-	22 000	7 040
	Australia		-	-	1 207 999	446 677
	United States		-	-	10 976 457	3 450 638
	Canada		-	-	23 299	14 588
	United Kingdom		-	-	9	264
	Netherlands		-	-	80 400	59 815
	France		-	-	19 500	9 513
	Germany		-	-	380 755	262 072
	Belgium		-	-	57 600	13 363
	Switzerland		-	-	129 751	59 528
	Norway		-	-	43 986	15 140
	Spain		-	-	136 800	33 744
	Bulgaria		-	-	209 000	28 785

Tabel 22. Lanjutan
Table Continued

Komoditi/Commodity			Ekspor/Export		Impor/Import	
SITC	Negara/Country		Berat Bersih Net Weight (Kg)	Nilai FOB FOB Value (US\$)	Berat Bersih Net Weight (Kg)	Nilai CIF CIF Value (US\$)
(1)	(2)	(3)	(4)	(5)	(6)	(7)
		Subtotal	-	-	94 445 488	20 122 041
524		Other Inorganic Chemicals;chemical Compound Of Precious Metals				
		Hongkong	-	-	134 563	32 359
		Korea,south	-	-	221 760	66 728
		Taiwan	-	-	165 365	40 828
		China	-	-	2 602 767	611 836
		Mongolia	-	-	221 000	52 425
		Malaysia	-	-	3 359	5 485
		Vietnam	-	-	101 502	21 738
		India	-	-	5 500	40 000
		South Africa	-	-	23	1 232
		Australia	-	-	5 076	13 210
		United Kingdom	-	-	3 000	8 010
		Belgium	-	-	1 885 390	632 746
		Subtotal	-	-	5 349 305	1 526 597
525		Radio-active And Associated Material				
		China	371	3 615	-	-
		Subtotal	371	3 615	-	-
531		Synthetic Org.colouring Matter				
		Japan	-	-	10 491	68 710
		Korea,south	-	-	220	116
		Taiwan	-	-	5 071	4 899
		China	1 106	2 596	13 207	16 751
		Singapore	133	1 043	7 765	20 550
		Malaysia	-	-	108 928	268 602
		Australia	-	-	105	1 678
		Germany	-	-	28 618	144 805
		Subtotal	1 239	3 639	174 405	526 111
532		Dyeing And Tanning Extracts,and Synthetic Tanning Materials				
		Japan	6 000	28 500	506	4 941
		Taiwan	-	-	4 116	14 876
		China	10 000	6 000	-	-
		Singapore	40 400	36 864	504	1 773
		Malaysia	12 084	11 620	-	-
		Myanmar (burma)	-	-	80 000	24 448
		India	4 056 057	6 018 053	1 365 398	410 884
		Pakistan	139 000	160 700	-	-
		Bangladesh	39 000	40 850	-	-
		United Kingdom	14 740	155 232	-	-
		Germany	-	-	5 761	18 570

Tabel 22. Lanjutan
Table Continued

Komoditi/Commodity			Ekspor/Export		Impor/Import	
SITC	Negara/Country		Berat Bersih Net Weight (Kg)	Nilai FOB FOB Value (US\$)	Berat Bersih Net Weight (Kg)	Nilai CIF CIF Value (US\$)
(1)	(2)	(3)	(4)	(5)	(6)	(7)
		Subtotal	4 317 281	6 457 819	1 456 285	475 492
533		Pigments,paints,varnishes And Related Materials				
		Japan	14 419	13 544	65 838	117 582
		Hongkong	-	-	102 046	80 112
		Korea,south	-	-	76 209	29 765
		Taiwan	-	-	2 490 804	538 113
		China	4 352	11 369	3 783 591	837 574
		Thailand	-	-	5 364	25 120
		Singapore	-	-	275 349	1 367 512
		Malaysia	65 404	28 274	236 813	227 057
		India	22 000	29 100	90 316	27 695
		Sri Lanka	475	2 434	-	-
		Australia	-	-	1 007	1 668
			1 553	364	-	-
		United States	-	-	565	6 785
		United Kingdom	-	-	2 158	9 977
		Netherlands	-	-	5 722	36 973
		Germany	-	-	148 645	441 381
		Belgium	-	-	15 256	24 513
		Denmark	-	-	6 272	48 823
		Spain	-	-	352 000	71 820
		Portugal	-	-	38 000	7 817
		Subtotal	108 203	85 085	7 695 955	3 900 287
541		Medicinal & Pharmaceutical Prod.				
		Japan	50	9 694	-	-
		China	-	-	11 219	9 500
		Singapore	921	11 810	16 706	48 000
		Malaysia	39 191	11 644	63 515	15 601
		United States	510	62 844	-	-
		Subtotal	40 672	95 992	91 440	73 101
542		Medicaments Incl.veterinari Med.				
		Japan	437	19 337	-	-
		China	-	-	1 480	720
		Malaysia	12 181	25 410	26 640	3 618
		Subtotal	12 618	44 747	28 120	4 338
551		Essential Oils,perfume And Flavour Materials				
		Japan	147 293	270 197	-	-
		Hongkong	5 149	20 478	-	-
		China	84 495	564 021	-	-
		Singapore	989 535	12 879 162	65 803	737 745
		Malaysia	11 279	101 646	28 000	94 211

Tabel 22. Lanjutan
Table Continued

Komoditi/Commodity			Ekspor/Export		Impor/Import	
SITC	Negara/Country		Berat Bersih Net Weight (Kg)	Nilai FOB FOB Value (US\$)	Berat Bersih Net Weight (Kg)	Nilai CIF CIF Value (US\$)
(1)	(2)	(3)	(4)	(5)	(6)	(7)
	India		173 681	1 040 083	-	-
	Pakistan		800	5 040	-	-
	Turkey		19 320	84 626	-	-
	Arab Emirates, United		2 300	58 880	-	-
	Madagascar		-	-	105 600	335 280
	Australia		240	19 005	-	-
	New Zealand		440	3 058	-	-
	United States		230 864	3 875 311	-	-
	Brazil		400	10 000	-	-
	Costa Rica		800	43 816	-	-
	United Kingdom		98 416	1 871 061	-	-
	Netherlands		67 891	1 287 148	-	-
	France		327 585	6 129 596	-	-
	Germany		65 740	1 206 903	8 299	220 592
	Belgium		27 000	549 000	-	-
	Switzerland		97 799	1 955 175	-	-
	Italy		570	16 500	-	-
	Spain		112 000	1 949 440	-	-
	Subtotal		2 463 597	33 940 146	207 702	1 387 828
553	Perfumery,cosmetics And Toilet Preparations					
	Japan		116 513	392 397	297	4 428
	Taiwan		-	-	696	2 872
	China		35 400	13 781	119 085	28 068
	Thailand		99 000	8 820	-	-
	Singapore		1 777	13 454	1 147	1 366
	Malaysia		2 325 883	1 461 774	32 367	26 970
	Samoa		1 200	2 100	-	-
	United States		4 320	20 532	-	-
	Belgium		62	25	-	-
	Subtotal		2 584 155	1 912 883	153 592	63 704
554	Soap,cleansing And Polishing Preparation					
	Japan		1 227 000	667 072	69 372	298 532
	Hongkong		25 740 067	12 414 798	5 374	8 914
	Korea,south		2 561 496	1 330 453	1 881 600	357 504
	Taiwan		375 740	204 720	19 933	23 656
	China		10 104 230	4 646 714	261 473	57 223
	Papua New Guinea		3 242 000	1 400 008	-	-
	Thailand		1 081 999	525 502	26 599	138 510
	Singapore		477 059	180 398	353 452	417 816
	Philippines		553 000	269 761	-	-
	Malaysia		1 531 568	869 184	97 680	41 072

Tabel 22. Lanjutan
Table Continued

Komoditi/Commodity			Ekspor/Export		Impor/Import	
SITC	Negara/Country		Berat Bersih Net Weight (Kg)	Nilai FOB FOB Value (US\$)	Berat Bersih Net Weight (Kg)	Nilai CIF CIF Value (US\$)
(1)	(2)	(3)	(4)	(5)	(6)	(7)
		Myanmar (burma)	20 000	9 635	-	-
		Cambodia	12 096	10 801	-	-
		Nepal	67 762	47 720	-	-
		Vietnam	40 000	18 402	-	-
		India	3 164 519	1 476 714	10 000	7 537
		Pakistan	3 035 596	627 550	-	-
		Bangladesh	1 480 000	709 420	-	-
		Sri Lanka	181 440	160 120	-	-
		Batam	-	-	180 000	67 650
		Iraq	2 274 398	1 426 458	-	-
		Kuwait	24 192	18 220	-	-
		Jordan	80 000	38 480	-	-
		Yemen	828 858	401 926	-	-
		Arab Emirates, United	1 737 974	891 999	-	-
		Bahrain	11 520	11 956	-	-
		Cyprus	20 000	10 200	-	-
		Libya	17 675	13 158	-	-
		Morocco	12 338	8 362	-	-
		Algeria	3 468 815	1 298 922	-	-
		Ethiopia	7 161 529	2 664 638	-	-
		Tanzania	40 950	29 708	-	-
		Mozambique	1 020 298	331 119	-	-
		Togo	1 214 919	661 015	-	-
		Ghana	211 513	146 943	-	-
		Liberia	390 000	249 608	-	-
		Angola	584 553	388 871	-	-
		Congo	1 268 910	747 575	-	-
		Nigeria	951 663	879 810	-	-
		Sierra Leone	21 600	14 625	-	-
		Gabon	144 389	81 073	-	-
		Ivory Coast	124 942	83 256	-	-
		Benin	784 842	604 541	-	-
		Djibouti	50 834 773	1 283 055	-	-
		South Africa	788 332	358 114	-	-
		Malawi	159 999	47 330	-	-
		Mauritius	771 681	311 172	-	-
		Zaire	131 225	119 118	-	-
		Australia	57 000	26 479	17 870	33 216
		Fiji	2 089 810	928 100	-	-
		Samoa	144 098	102 527	-	-
			7 707	1 804	-	-

Tabel 22. Lanjutan
Table Continued

Komoditi/Commodity			Ekspor/Export		Impor/Import	
SITC	Negara/Country		Berat Bersih Net Weight (Kg)	Nilai FOB FOB Value (US\$)	Berat Bersih Net Weight (Kg)	Nilai CIF CIF Value (US\$)
(1)	(2)	(3)	(4)	(5)	(6)	(7)
		United States	20 000	10 000	15 650	20 478
		Guyana	20 000	5 800	-	-
		Haiti	80 000	37 340	-	-
		Dominica	14 520	10 714	-	-
		United Kingdom	159 970	83 287	9 000	4 421
		Netherlands	40 000	18 840	-	-
		France	100 000	27 750	5 760	57 600
		Germany	48 000	26 900	4 445	7 756
		Belgium	865 898	452 746	111 603	335 936
		Sweden	33 640	26 198	148	311
		Italy	184 000	98 037	-	-
		Portugal	20 000	10 996	-	-
		Greece	19 999	8 150	-	-
		Fmr Czechoslovakia	202 823	163 256	-	-
		Poland	620 000	297 220	-	-
		Bulgaria	20 000	11 236	-	-
		Ukraine	60 000	27 600	-	-
		Malta	300 000	113 000	-	-
		Subtotal	135 084 925	41 178 204	3 069 959	1 878 132
562	Fertilizers,manufactured					
		Japan	-	-	6 400 000	838 400
		Korea,south	-	-	36 795 000	6 600 593
		China	-	-	152 000 600	22 734 507
		Thailand	3 000 000	535 500	764 401	175 848
		Malaysia	134 500	5 177	50 321 946	10 923 184
		Vietnam	7 000 000	1 183 000	-	-
		Sri Lanka	60 000	13 650	-	-
		Jordan	-	-	14 700 000	2 140 600
		Uganda	12 000	3 276	-	-
		Canada	-	-	123 657 000	22 357 771
		Chile	-	-	884 000	344 760
		Netherlands	-	-	2 045 220	509 434
		France	-	-	120 000	47 520
		Germany	-	-	54 643 061	8 850 389
		Belgium	-	-	25 339 854	5 118 767
		Norway	-	-	40 766 302	9 315 406
		Finland	-	-	1 008 000	226 951
		Russian Federation	-	-	137 815 753	24 953 742
		Subtotal	10 206 500	1 740 603	647 261 137	115 137 872
571	Polymers Of Ethylene,primary Forms					
		Japan	-	-	750 700	682 759

Tabel 22. Lanjutan
Table Continued

Komoditi/Commodity			Ekspor/Export		Impor/Import	
SITC	Negara/Country		Berat Bersih Net Weight (Kg)	Nilai FOB FOB Value (US\$)	Berat Bersih Net Weight (Kg)	Nilai CIF CIF Value (US\$)
(1)	(2)	(3)	(4)	(5)	(6)	(7)
		Hongkong	-	-	222 750	181 612
		Korea,south	-	-	663 062	600 707
		China	-	-	4 597	4 745
		Thailand	-	-	4 565 064	4 125 574
		Singapore	19	16	1 635 600	1 457 357
		Malaysia	25 392	14 654	2 290 364	1 192 753
		Arabia, Saudi	-	-	4 942 250	4 466 615
		Kuwait	-	-	989 985	925 650
		Arab Emirates, United	-	-	668 250	550 564
		Qatar	-	-	84 000	89 640
		United States	-	-	439 383	269 964
		France	-	-	411 680	212 830
		Subtotal	25 411	14 670	17 667 685	14 760 770
572		Polimers Of Styrene,primary Form				
		Taiwan	-	-	34 000	27 540
		Thailand	-	-	189 000	220 825
		Singapore	-	-	14 000	15 400
		Malaysia	28 162	9 811	-	-
		Subtotal	28 162	9 811	237 000	263 765
573		Polimers Of Vinyl Chloride,prmry				
		Japan	-	-	30 000	6 583
		Hongkong	-	-	849	3 839
		Korea,south	-	-	2 398 452	496 901
		Thailand	-	-	82 500	82 500
		Singapore	-	-	1 000	1 749
		Malaysia	982	2 356	510 074	107 294
		Subtotal	982	2 356	3 022 875	698 866
574		Poliacetals,polycarbon,primary				
		Korea,south	-	-	225 834	123 352
		China	24 331	15 937	351 429	202 786
		Singapore	11 777	14 118	299 596	142 797
		Malaysia	-	-	129 069	61 640
		Tanzania	38 000	27 550	-	-
		United States	-	-	172 682	345 105
		Germany	-	-	8 401	18 306
		Subtotal	74 108	57 605	1 187 011	893 986
575		Other Plastics In Primary Forms				
		Japan	-	-	181 840	278 708
		Hongkong	446 487	118 111	123	2 520
		Korea,south	-	-	1 819 139	1 539 954
		Taiwan	-	-	88 121	42 704

Tabel 22. Lanjutan
Table Continued

Komoditi/Commodity			Ekspor/Export		Impor/Import	
SITC	Negara/Country		Berat Bersih Net Weight (Kg)	Nilai FOB FOB Value (US\$)	Berat Bersih Net Weight (Kg)	Nilai CIF CIF Value (US\$)
(1)	(2)	(3)	(4)	(5)	(6)	(7)
		China	620 423	134 415	82 105	108 176
		Thailand	41 500	194 066	774 527	1 021 894
		Singapore	1 968	552	355 713	419 368
		Malaysia	190 993	130 381	737 870	727 186
		Myanmar (burma)	931 531	462 031	-	-
		Sri Lanka	370 834	146 364	-	-
		Arabia, Saudi	-	-	106 250	90 313
		Algeria	468 000	232 020	-	-
		Ghana	269 699	133 544	-	-
		Cameroon	35 874	17 780	-	-
		Rwanda	-	-	6 000	10 050
		Australia	-	-	488	638
		United States	-	-	312 433	734 576
		France	-	-	15 000	48 750
		Germany	-	-	1 111	2 600
		Belgium	-	-	13 750	24 586
		Denmark	-	-	1 534	3 582
		Italy	-	-	19 625	45 073
		Spain	-	-	5 000	10 883
		Subtotal	3 377 309	1 569 264	4 520 629	5 111 561
579		Waste And Scrap Of Plastics				
		Hongkong	18 500	1 850	-	-
		Taiwan	4 800	1 930	-	-
		China	185 521	39 437	-	-
		Singapore	22 250	2 225	-	-
		Malaysia	65 264	17 263	-	-
		Subtotal	296 335	62 705	-	-
581		Tubes,pipes And Hoses Of Plastic				
		Japan	-	-	58 207	45 786
		Hongkong	-	-	792	25 661
		Korea,south	-	-	83	64
		Taiwan	-	-	7 524	45 174
		China	948	5 930	117 956	35 574
		Singapore	-	-	7 051	24 383
		Malaysia	75 966	32 145	242	2 635
		Australia	-	-	1 922	16 091
		United States	-	-	71	2 004
		Canada	-	-	2	95
		United Kingdom	-	-	8 508	28 009
		Germany	-	-	14	483
		Denmark	-	-	4	117

Tabel 22. Lanjutan
Table Continued

Komoditi/Commodity			Ekspor/Export		Impor/Import	
SITC	Negara/Country		Berat Bersih Net Weight (Kg)	Nilai FOB FOB Value (US\$)	Berat Bersih Net Weight (Kg)	Nilai CIF CIF Value (US\$)
(1)	(2)	(3)	(4)	(5)	(6)	(7)
	Finland		-	-	224	10 386
	Italy		-	-	237	172
	Subtotal		76 914	38 075	202 837	236 634
582	Plates,sheets,film Of Plastics					
	Japan		1	54	10 718	44 650
	Hongkong		-	-	1 524	12 981
	Korea,south		-	-	24 553	25 610
	Taiwan		-	-	128 583	131 989
	China		-	-	110 210	56 447
	Singapore		-	-	19 916	46 149
	Malaysia		14 297	4 461	705 947	252 233
	Vietnam		-	-	83 677	67 401
	Australia		26 168	36 943	-	-
			5 337	1 250	-	-
	United States		-	-	40 540	24 017
	Bermuda		-	-	15 000	916
	Netherlands		-	-	463	2 825
	Germany		270	804	947	7 236
	Belgium		-	-	20	2 406
	Switzerland		-	-	4 469	611
	Sweden		-	-	2 941	9 880
	Subtotal		46 073	43 512	1 149 508	685 351
583	Monofilament,rods,of Plastics					
	Singapore		-	-	1 000	1 490
	Malaysia		-	-	5 237	25 713
	United Kingdom		-	-	104	652
	Subtotal		-	-	6 341	27 855
591	Disinfectants,insecticides,fungicides,etc Put In Forms					
	Japan		4 160	81 060	4 160	81 656
	Taiwan		39 165	523 979	-	-
	China		118 464	695 866	805 000	1 761 389
	Thailand		448 919	3 147 328	-	-
	Singapore		35 154	120 850	4 677	12 973
	Philippines		335 216	1 947 936	-	-
	Malaysia		392 206	2 534 980	111 299	117 124
	Brunei Darussalam		5 754	16 691	-	-
	Vietnam		213 120	1 740 650	-	-
	Batam		-	-	24 594	493 572
	South Africa		37 500	33 100	-	-
	United States		-	-	247 512	3 690 626
	Brazil		-	-	98 000	233 365

Tabel 22. Lanjutan
Table Continued

Komoditi/Commodity			Ekspor/Export		Impor/Import	
SITC	Negara/Country		Berat Bersih Net Weight (Kg)	Nilai FOB FOB Value (US\$)	Berat Bersih Net Weight (Kg)	Nilai CIF CIF Value (US\$)
(1)	(2)	(3)	(4)	(5)	(6)	(7)
		United Kingdom	-	-	151 040	935 994
		France	-	-	76 394	241 273
		Italy	-	-	88 960	806 220
		Subtotal	1 629 658	10 842 440	1 611 636	8 374 192
592		Starches, inulin And Wheat Gluten Albuminoidal Substances; glues				
		Japan	-	-	56 925	14 672
		Hongkong	-	-	2 794	1 884
		Korea, south	-	-	1 040 154	294 603
		Taiwan	3 135 795	1 022 295	8 351	23 119
		China	1 967 600	676 434	7 439	4 712
		Thailand	-	-	362 726	433 572
		Singapore	21 750	3 950	108 500	164 209
		Philippines	-	-	2 100	1 690
		Malaysia	582 813	89 991	142 503	152 722
		Vietnam	-	-	345	1 410
		Pakistan	-	-	14 000	52 900
		South Africa	-	-	36	274
		Australia	-	-	22 225	18 716
		United States	-	-	19 223	38 116
		United Kingdom	-	-	1 260	2 828
		Netherlands	-	-	70 550	158 440
		France	-	-	120 037	111 288
		Germany	29	111	50 516	106 678
		Austria	-	-	19 000	13 300
		Belgium	-	-	60 001	54 644
		Denmark	-	-	122 506	236 207
		Norway	-	-	10 099	9 417
		Sweden	-	-	19 548	35 230
		Finland	-	-	28	682
		Italy	-	-	364 887	806 025
		Spain	-	-	5 000	5 818
		Subtotal	5 707 987	1 792 781	2 630 753	2 743 156
593		Explosives And Pyrotechnic Products				
		Australia	-	-	7 193	358 677
		Subtotal	-	-	7 193	358 677
597		Additive For Mineral Oils				
		Japan	6	8	502	3 544
		Korea, south	-	-	64 460	44 120
		Taiwan	-	-	369	1 748
		China	5 291	14 998	453	265

Tabel 22. Lanjutan
Table Continued

Komoditi/Commodity			Ekspor/Export		Impor/Import	
SITC	Negara/Country		Berat Bersih Net Weight (Kg)	Nilai FOB FOB Value (US\$)	Berat Bersih Net Weight (Kg)	Nilai CIF CIF Value (US\$)
(1)	(2)	(3)	(4)	(5)	(6)	(7)
		Thailand	-	-	12 709	9 718
		Singapore	-	-	1 518 740	1 401 454
		Malaysia	-	-	276 534	195 614
		Australia	-	-	30 751	147 792
		United States	-	-	6 425 686	11 268 723
		Panama	-	-	3 214	51 256
		United Kingdom	-	-	203 813	264 175
		France	-	-	17 071	12 677
		Germany	-	-	26 155	61 253
		Subtotal	5 297	15 006	8 580 457	13 462 339
598		Miscellaneous Chemical Products,n.e.s				
		Japan	167 000	113 704	69 249	257 657
		Hongkong	-	-	22 364	29 933
		Korea,south	17 000	340	127 224	68 787
		Taiwan	899 000	541 258	326 874	282 011
		China	9 185	7 276	1 774 556	1 341 499
		Thailand	-	-	1 069 370	1 117 380
		Singapore	31 542	20 288	268 061	662 220
		Philippines	48 000	12 510	110 720	35 120
		Malaysia	6 598	9 672	232 664	237 806
		Vietnam	-	-	138	564
		India	-	-	328 099	312 564
		Sri Lanka	-	-	600	942
		Turkey	42 000	32 438	-	-
		Tunisia	-	-	4 849	5 467
		South Africa	-	-	1 895 115	3 457 075
		Australia	1 100	1 038	67 940	48 391
		New Zealand	-	-	7 789	24 889
		United States	1 822 092	1 352 327	114 371	290 973
		Canada	63 000	49 152	-	-
		Panama	-	-	28 519	25 228
		Cape Verde	-	-	2 561	495
		United Kingdom	21 000	14 941	81 317	125 160
		Netherlands	1 736 200	1 252 985	163 924	352 402
		France	-	-	68 458	121 045
		Germany	128 000	91 838	361 407	961 558
		Belgium	121 000	95 388	177 233	353 401
		Norway	-	-	1 792 699	1 951 452
		Sweden	63 000	48 435	2 442	4 116
		Finland	-	-	1 900	41 868
		Italy	60 000	39 998	57 478	131 126

Tabel 22. Lanjutan
Table Continued

Komoditi/Commodity			Ekspor/Export		Impor/Import	
SITC	Negara/Country		Berat Bersih Net Weight (Kg)	Nilai FOB FOB Value (US\$)	Berat Bersih Net Weight (Kg)	Nilai CIF CIF Value (US\$)
(1)	(2)	(3)	(4)	(5)	(6)	(7)
		Spain	-	-	159 876	250 692
		Czech Republic	-	-	442	264
		Subtotal	5 235 717	3 683 588	9 318 239	12 492 085
611	Leather					
		Japan	4 549	407 818	249	2 427
		Hongkong	5 984	508 413	-	-
		Korea,north	36	2 200	-	-
		Korea,south	361	59 538	-	-
		China	115	9 370	323	597
		Thailand	41 093	26 201	-	-
		Singapore	25 374	1 993 495	-	-
		Malaysia	2 517	7 615	-	-
		South Africa	9 325	7 060	-	-
		Australia	-	-	36	1 343
		United States	2 267	138 332	-	-
		Mexico	1 990	92 855	-	-
		France	98	5 695	-	-
		Switzerland	680	65 000	-	-
		Italy	2 641	27 114	-	-
		Spain	517	80 242	-	-
		Subtotal	97 547	3 430 948	608	4 367
612	Manufactures Of Leather Or Composition Leather N.e.s					
		Japan	-	-	9	49
		Korea,south	-	-	1 154	803
		China	-	-	2 487	1 833
		Singapore	34	1 375	-	-
		United States	463	24 190	-	-
		Germany	-	-	543	477
		Subtotal	497	25 565	4 193	3 162
621	Materials Of Rubber					
		Japan	-	-	21 341	188 545
		Hongkong	295 000	543 088	13 138	4 354
		Korea,south	374 992	656 239	62 080	34 464
		Taiwan	-	-	8 440	8 235
		China	248 855	305 862	1 380 790	639 428
		Thailand	621 300	1 131 133	15 417	8 182
		Singapore	-	-	26 983	11 827
		Philippines	40 502	43 359	-	-
		Malaysia	7 805	18 807	103 137	82 180
		India	-	-	7 622	3 618
		Pakistan	28 000	44 420	-	-

Tabel 22. Lanjutan
Table 22. Continued

Komoditi/Commodity			Ekspor/Export		Impor/Import	
SITC	Negara/Country		Berat Bersih Net Weight (Kg)	Nilai FOB FOB Value (US\$)	Berat Bersih Net Weight (Kg)	Nilai CIF CIF Value (US\$)
(1)	(2)	(3)	(4)	(5)	(6)	(7)
	Turkey		168 500	333 180	-	-
	Australia		-	-	179	208
	United States		59 910	58 412	8 659	55 854
	Canada		-	-	446	4 249
	Mexico		-	-	53	559
	United Kingdom		-	-	29 701	59 247
	France		-	-	583	1 785
	Germany		-	-	296	16 809
	Belgium		-	-	18 000	5 879
	Sweden		-	-	139	165
	Finland		-	-	188	8 052
	Ireland		-	-	74	914
	Italy		42 904	82 165	18 651	106 929
	Subtotal		1 887 768	3 216 665	1 715 917	1 241 483
625	Rubber Tyre, tyre Cases, tyre Treads, inner Tubes And Tyre Flaps					
	Japan		34 760	40 186	22 405	50 470
	Korea, south		17 000	4 760	87 415	67 996
	Taiwan		-	-	15 478	7 492
	China		-	-	1 388 022	454 655
	Thailand		49 234	27 325	226 367	175 023
	Singapore		68 079	132 433	15 031	24 543
	Philippines		110 050	117 790	-	-
	Malaysia		412 943	478 710	214 515	157 871
	Brunei Darussalam		5 796	11 044	-	-
	India		-	-	228 460	53 024
	Pakistan		88 402	132 771	-	-
	Bangladesh		77 305	72 935	-	-
	Iran		92 608	137 269	-	-
	Arabia, Saudi		358 444	590 914	-	-
	Jordan		121 055	166 906	-	-
	Syria		233 892	161 695	-	-
	Egypt		122 484	191 660	-	-
	Mauritius		205	319	-	-
	Australia		178 958	379 224	-	-
	New Zealand		94 371	221 130	-	-
			393	92	-	-
	United States		3 338 293	6 375 881	17 535	58 920
	Canada		27 017	43 475	-	-
	Mexico		777 957	1 503 088	-	-
	Venezuela		97 020	116 035	-	-

Tabel 22. Lanjutan
Table Continued

Komoditi/Commodity			Ekspor/Export		Impor/Import	
SITC	Negara/Country		Berat Bersih Net Weight (Kg)	Nilai FOB FOB Value (US\$)	Berat Bersih Net Weight (Kg)	Nilai CIF CIF Value (US\$)
(1)	(2)	(3)	(4)	(5)	(6)	(7)
	Argentina		13 138	63 925	-	-
	Uruguay		42 191	69 247	-	-
	United Kingdom		609 891	1 162 665	-	-
	Netherlands		400 734	877 489	-	-
	France		288 418	524 854	-	-
	Germany		158 352	296 643	-	-
	Belgium		908 240	1 449 577	-	-
	Denmark		400 986	711 935	-	-
	Finland		25 976	60 889	-	-
	Italy		1 619 740	3 456 581	-	-
	Spain		86 039	177 245	-	-
	Greece		20 126	35 804	-	-
	Poland		43 808	73 019	-	-
	Bulgaria		-	-	3 629	1 809
	Latvia		65 026	124 356	-	-
	Russian Federation		-	-	2 508	7 617
	Subtotal		10 988 931	19 989 871	2 221 365	1 059 420
629	Articles Of Rubber,n.e.s					
	Japan		24 416	130 179	16 389	229 528
	Hongkong		-	-	1 633	7 135
	Korea,south		-	-	3 728	21 260
	Taiwan		14 642	3 887	8 895	12 134
	China		-	-	202 772	139 974
	Thailand		-	-	2 187	7 064
	Singapore		109	20	9 940	31 373
	Malaysia		1 825 776	75 980	167 137	118 192
	India		-	-	936	4 894
	Pakistan		154	22	-	-
	South Africa		-	-	139	1 037
	Australia		57 439	84 845	13	141
	United States		504 913	1 337 779	68 568	300 518
	Canada		89 039	191 040	67	4 036
	Mexico		-	-	120	2 188
	Netherlands Antilles		-	-	1 368	4 595
	United Kingdom		3 885	11 719	6 357	35 469
	Netherlands		117 979	248 026	37	630
	France		-	-	1 871	33 511
	Germany		-	-	11 196	400 997
	Belgium		-	-	82	1 457
	Switzerland		-	-	24	1 143
	Luxembourg		-	-	69	520

Tabel 22. Lanjutan
Table Continued

Komoditi/Commodity			Ekspor/Export		Impor/Import	
SITC	Negara/Country		Berat Bersih Net Weight (Kg)	Nilai FOB FOB Value (US\$)	Berat Bersih Net Weight (Kg)	Nilai CIF CIF Value (US\$)
(1)	(2)	(3)	(4)	(5)	(6)	(7)
	Sweden		-	-	1 156	50 346
	Finland		-	-	130	8 902
	Italy		-	-	1 313	59 003
	Spain		-	-	8	84
	Poland		-	-	118	821
	Subtotal		2 638 352	2 083 497	506 253	1 476 952
633	Cork Manufactures					
	Korea,south		2 521	600	-	-
	Taiwan		-	-	2 881	6 500
	China		-	-	160	115
	Thailand		-	-	3 986	1 672
	Malaysia		-	-	5 550	4 156
	Subtotal		2 521	600	12 577	12 443
634	Veneers,plywood,improved Or Reconstituted Wood,worked,n.e.s					
	Japan		20 396 891	19 666 733	-	-
	Hongkong		6 756 106	3 583 494	-	-
	Korea,south		20 956 066	6 652 986	15 594	8 052
	Taiwan		2 971 045	1 043 393	61	120
	China		5 702 972	1 601 420	771 085	269 530
	Thailand		893 922	443 354	292 820	65 624
	Singapore		3 175 545	1 662 048	100 955	91 494
	Philippines		2 589 836	504 990	-	-
	Malaysia		1 952 551	917 250	114 078	74 727
	Vietnam		1 874 742	445 484	-	-
	India		90 875	63 242	-	-
	Pakistan		852 971	166 366	-	-
	Sri Lanka		120 012	49 688	-	-
	Iran		3 065 240	2 113 966	-	-
	Arabia, Saudi		22 504 014	5 956 278	-	-
	Kuwait		671 803	267 227	-	-
	Jordan		5 242 062	3 538 308	-	-
	Lebanon		61 412	30 713	-	-
	Yemen		517 868	253 954	-	-
	Syria		11 725 909	2 445 531	-	-
	Turkey		22 004	24 513	-	-
	Arab Emirates, United		11 484 398	6 507 433	-	-
	Qatar		806 840	226 767	-	-
	Bahrain		2 287 810	849 897	-	-
	Egypt		2 856 422	1 294 157	-	-
	Libya		1 260 923	552 223	-	-

Tabel 22. Lanjutan
Table Continued

Komoditi/Commodity			Ekspor/Export		Impor/Import	
SITC	Negara/Country		Berat Bersih Net Weight (Kg)	Nilai FOB FOB Value (US\$)	Berat Bersih Net Weight (Kg)	Nilai CIF CIF Value (US\$)
(1)	(2)	(3)	(4)	(5)	(6)	(7)
		Algeria	4 840 367	2 552 713	-	-
		South Africa	115 383	102 647	-	-
		Mauritius	194 079	111 022	-	-
		Australia	2 345 797	1 873 151	-	-
		New Zealand	65 144	46 032	-	-
		United States	16 844 317	9 418 471	127 665	292 829
		Canada	2 908 008	1 667 532	-	-
		Mexico	199 899	108 362	-	-
		Guatemala	620 447	304 420	-	-
		Brazil	-	-	21 070	11 895
		United Kingdom	24 534 337	15 507 536	-	-
		Netherlands	16 684 397	14 047 966	14 003	5 656
		France	361 736	299 496	-	-
		Germany	18 137 165	15 946 252	-	-
		Belgium	13 449 334	9 215 124	-	-
		Luxembourg	18 644	21 734	-	-
		Denmark	1 087 261	1 107 454	-	-
		Sweden	80 071	49 206	-	-
		Italy	8 323 944	5 679 875	-	-
		Spain	63 628	78 828	-	-
		Greece	140 973	136 443	-	-
		Vatican City	125 622	56 695	-	-
		Poland	616 954	623 716	-	-
		Bulgaria	53 500	57 651	-	-
		Ukraine	316 234	129 551	-	-
		Slovenia	95 414	58 413	-	-
		Russian Federation	22 048	24 277	-	-
		Subtotal	243 084 942	140 085 982	1 457 331	819 927
635		Wood Manufactures, n.e.s				
		Japan	44 083 783	21 692 866	-	-
		Hongkong	4 188 962	1 760 036	-	-
		Korea, south	5 620 596	2 986 648	-	-
		Taiwan	3 640 740	2 068 221	-	-
		China	16 923 796	5 767 948	108 347	53 076
		Thailand	38 000	33 665	-	-
		Singapore	2 638 274	3 048 291	-	-
		Malaysia	14 368 112	5 155 380	2	1
		Brunei Darussalam	87 173	65 104	-	-
		Vietnam	715 683	311 970	-	-
		Maldives	11 174	8 386	-	-
		India	33 500	14 650	-	-

Tabel 22. Lanjutan
Table 22. Continued

Komoditi/Commodity			Ekspor/Export		Impor/Import	
SITC	Negara/Country		Berat Bersih Net Weight (Kg)	Nilai FOB FOB Value (US\$)	Berat Bersih Net Weight (Kg)	Nilai CIF CIF Value (US\$)
(1)	(2)	(3)	(4)	(5)	(6)	(7)
	Bangladesh		10 545	5 491	-	-
	Sri Lanka		77 600	41 033	-	-
	Batam		-	-	24 825	32 176
	Iran		22 436	16 742	-	-
	Arabia, Saudi		575 860	277 916	-	-
	Kuwait		69 650	15 284	-	-
	Jordan		212 700	159 757	-	-
	Yemen		68 060	18 771	-	-
	Oman		37 385	11 401	-	-
	Syria		18 000	1 970	-	-
	Turkey		131 711	213 989	-	-
	Arab Emirates, United		1 699 065	1 227 296	-	-
	Qatar		106 805	51 277	-	-
	Bahrain		84 727	79 997	-	-
	Cyprus		18 000	6 240	-	-
	Egypt		42 040	35 685	-	-
	Morocco		22 834	40 201	-	-
	Tunisia		15 750	4 400	-	-
	Sudan		35 267	33 348	-	-
	Reunion		490 477	449 790	-	-
	Nigeria		13 426	10 236	-	-
	South Africa		8 953 139	7 427 437	-	-
	Mauritius		73 500	29 784	-	-
	Australia		8 582 657	8 452 508	-	-
	New Zealand		447 493	432 016	-	-
	Guam		12 763	12 572	-	-
	New Caledonia		60 318	26 328	-	-
	United States		9 805 034	9 649 659	12	202
	Canada		382 467	387 760	-	-
	Mexico		23 561	21 600	-	-
	Panama		41 600	39 240	-	-
	Chile		149 575	210 625	-	-
	Guyana		16 511	20 444	-	-
	Dominican Republic		1 440	844	-	-
	Costa Rica		22 367	17 215	-	-
	Bermuda		9 089	19 008	-	-
	Dominica		15 700	438 750	-	-
	Falkland Islands		15 602	11 555	-	-
	United Kingdom		10 329 267	12 402 113	-	-
	Netherlands		11 988 704	9 740 751	6	108
	France		367 159	450 146	-	-

Tabel 22. Lanjutan
Table Continued

Komoditi/Commodity			Ekspor/Export		Impor/Import	
SITC	Negara/Country		Berat Bersih Net Weight (Kg)	Nilai FOB FOB Value (US\$)	Berat Bersih Net Weight (Kg)	Nilai CIF CIF Value (US\$)
(1)	(2)	(3)	(4)	(5)	(6)	(7)
	Germany		5 136 069	4 624 758	10 929	8 151
	Austria		98	48	-	-
	Belgium		4 611 685	3 187 781	-	-
	Denmark		3 755 890	4 142 669	-	-
	Norway		2 302 100	2 810 909	-	-
	Sweden		550 267	603 895	-	-
	Finland		355 257	394 063	-	-
	Ireland		582 993	676 483	-	-
	Italy		1 022 407	1 054 750	-	-
	Spain		84 207	112 796	175	676
	Portugal		986 118	1 792 353	-	-
	Greece		265 222	223 032	-	-
	Poland		342 387	382 588	-	-
	Bulgaria		188 742	152 860	-	-
	Ukraine		46 865	27 657	-	-
	Lithuania		135 968	216 737	-	-
	Russian Federation		18 834	11 986	-	-
	Subtotal		167 785 186	115 819 709	144 296	94 390
641	Paper And Paperboard					
	Japan		23 400	16 523	24 644	95 426
	Hongkong		347 801	219 422	-	-
	Korea,south		920 685	970 023	1 127 294	610 891
	Taiwan		1 405 115	554 391	2 547 441	1 237 132
	China		1 334 098	2 483 410	254 158	188 136
	Thailand		156 742	337 206	-	-
	Singapore		33	457	124 784	431 303
	Philippines		115 194	84 359	142 143	220 320
	Malaysia		372 468	326 635	613 311	1 179 412
	Vietnam		192 303	73 540	-	-
	India		26 473	55 097	-	-
	Pakistan		27 816	4 993	-	-
	Arabia, Saudi		12 145	23 611	-	-
	Arab Emirates, United		82 920	126 560	-	-
	South Africa		23 955	58 660	-	-
	Australia		211 756	421 854	-	-
	New Zealand		2 630	6 160	-	-
	Cocos (killing) Iland		24 640	47 050	-	-
	United States		587 899	352 607	22 009	30 617
	Brazil		-	-	71 638	109 422
	United Kingdom		-	-	1 756	5 035
	France		-	-	235 624	345 048

Tabel 22. Lanjutan
Table 22. Continued

Komoditi/Commodity			Ekspor/Export		Impor/Import	
SITC	Negara/Country		Berat Bersih Net Weight (Kg)	Nilai FOB FOB Value (US\$)	Berat Bersih Net Weight (Kg)	Nilai CIF CIF Value (US\$)
(1)	(2)	(3)	(4)	(5)	(6)	(7)
	Germany		-	-	388 951	826 973
	Austria		-	-	181 835	780 092
	Switzerland		-	-	7 470	20 239
	Sweden		-	-	5 280 028	3 991 479
	Italy		-	-	13 361	9 402
	Spain		-	-	111 667	324 962
	Bulgaria		-	-	998 882	569 454
	Subtotal		5 868 073	6 162 558	12 146 996	10 975 343
642	Paper And Paperboard Cut To Size Or Shape And Articles Of Paper					
	Japan		77 789	63 113	27 075	78 884
	Hongkong		17	77	8 560	20 279
	Korea,south		-	-	6 042	5 518
	Taiwan		196 900	75 196	180 696	339 701
	China		-	-	156 566	415 525
	Thailand		723	1 634	112 942	286 009
	Singapore		15 434	14 940	975	3 681
	Philippines		-	-	42 298	88 825
	Malaysia		5 403	9 837	8 698	21 884
	Cambodia		559	2 112	-	-
	Brunei Darussalam		97	303	-	-
	India		-	-	322	123
	Pakistan		26 352	2 661	-	-
	Jordan		490	1 616	-	-
	Turkey		824	2 710	-	-
	Ethiopia		1 380	518	-	-
	South Africa		76 342	43 920	-	-
	Australia		-	-	318	186
	New Zealand		37 819	5 155	-	-
	United States		48 031	79 172	24	30
	Canada		121 781	153 605	-	-
	Mexico		10 356	25 530	-	-
	United Kingdom		-	-	185	1 856
	France		260	3 600	-	-
	Germany		5 852	17 635	-	-
	Austria		-	-	427 706	1 439 557
	Sweden		11 714	13 070	-	-
	Italy		-	-	1 415	997
	Subtotal		638 123	516 404	973 822	2 703 055
651	Tetile Yarn					
	Japan		2 231	936	401 192	1 258 875

Tabel 22. Lanjutan
Table Continued

Komoditi/Commodity			Ekspor/Export		Impor/Import	
SITC	Negara/Country		Berat Bersih Net Weight (Kg)	Nilai FOB FOB Value (US\$)	Berat Bersih Net Weight (Kg)	Nilai CIF CIF Value (US\$)
(1)	(2)	(3)	(4)	(5)	(6)	(7)
		Hongkong	-	-	1 386	653
		Korea,north	-	-	79 958	273 456
		Korea,south	16 329	53 150	422	1 163
		Taiwan	-	-	37 729	17 269
		China	52 254	128 700	93 947	29 183
		Thailand	8 730	13 971	-	-
		Singapore	-	-	1 578	327
		Malaysia	-	-	11 282	26 299
		India	-	-	4 066	6 125
		United States	-	-	600 703	2 102 833
		Canada	-	-	261 843	904 287
		Germany	406	975	-	-
		Subtotal	79 950	197 732	1 494 106	4 620 470
652		Cotton Fabrics,woven				
		Malaysia	31 910	25 614	-	-
		Vietnam	252	1 562	-	-
		Iran	6 843	18 339	-	-
		Subtotal	39 005	45 515	-	-
653		Fabrics,woven,of Man-made Fibres				
		Taiwan	-	-	17 875	46 855
		Singapore	55	215	-	-
		Malaysia	16 260	52 273	-	-
		Arab Emirates, United	8 725	37 328	-	-
		New Zealand	261	1 419	-	-
		Subtotal	25 301	91 235	17 875	46 855
654		Textile Fabrics,woven,other Than Of Cotton Or Man-made Fibres				
		China	-	-	52 779	11 248
		Malaysia	2 948	4 244	-	-
		Germany	23	30	-	-
		Subtotal	2 971	4 274	52 779	11 248
655		Knitted Or Crocheted Fabrics				
		Singapore	170	3 653	-	-
		Philippines	21	599	-	-
		Subtotal	191	4 252	-	-
656		Tulle,lace,enbroidery,ribbons,trimmings And Other Small Wares				
		China	-	-	2 477	2 104
		Thailand	9 377	46 902	1 666	37 730
		Malaysia	67 160	10 219	-	-
		Belgium	-	-	4	484
		Subtotal	76 537	57 121	4 147	40 318

Tabel 22. Lanjutan
Table 22. Continued

Komoditi/Commodity			Ekspor/Export		Impor/Import	
SITC	Negara/Country		Berat Bersih Net Weight (Kg)	Nilai FOB FOB Value (US\$)	Berat Bersih Net Weight (Kg)	Nilai CIF CIF Value (US\$)
(1)	(2)	(3)	(4)	(5)	(6)	(7)
657	Special Yarns, textile Fabrics					
	Japan		9 136	60 462	1 706	23 058
	Hongkong		-	-	4 167	3 638
	Korea, south		1 119	5 108	11 889	118 510
	Taiwan		-	-	277 967	1 028 108
	China		-	-	175 786	245 674
	Thailand		39 077	75 130	113 828	75 303
	Singapore		254	381	13 482	19 652
	Malaysia		49 168	42 233	52 679	145 232
	Bangladesh		-	-	17 600	3 891
	Australia		4 806	13 375	45	59
	Fiji		3 578	21 597	-	-
	United States		448 280	960 576	427	9 147
	Canada		19 783	49 122	-	-
	Netherlands		91 634	180 189	-	-
	France		-	-	998	99 560
	Germany		-	-	867	52 123
	Sweden		-	-	263	13 715
	Italy		-	-	727	10 471
	Subtotal		666 835	1 408 173	672 431	1 848 141
658	Made-up Articles, wholly Or Chiefly Of Textile Materials N.e.s					
	Japan		43 857	93 535	-	-
	Taiwan		9	24	-	-
	China		26 000	13 000	10 684	7 857
	Singapore		31 286	28 054	-	-
	Malaysia		2 123 014	1 322 102	800	2 010
	India		-	-	27 350	23 156
	Bangladesh		-	-	639 003	323 174
	Australia		6 683	18 964	-	-
	United States		22 877	63 422	-	-
	Germany		82	520	-	-
	Switzerland		162	93	-	-
	Spain		31	625	-	-
	Subtotal		2 254 001	1 540 339	677 837	356 197
659	Floor Coverings, etc					
	Japan		4 926	8 953	-	-
	China		-	-	1 586	1 433
	Singapore		-	-	13 155	6 423
	Malaysia		23 500	5 656	-	-
	Spain		2	50	-	-

Tabel 22. Lanjutan
Table Continued

Komoditi/Commodity			Ekspor/Export		Impor/Import	
SITC	Negara/Country		Berat Bersih Net Weight (Kg)	Nilai FOB FOB Value (US\$)	Berat Bersih Net Weight (Kg)	Nilai CIF CIF Value (US\$)
(1)	(2)	(3)	(4)	(5)	(6)	(7)
		Subtotal	28 428	14 659	14 741	7 856
661	Lime,cement And Fabricated Construction Materials					
		Korea,south	57 622	25 508	-	-
		China	-	-	1 313 182	250 893
		Singapore	33 984	4 933	-	-
		Malaysia	31 480	9 275	56 432 674	1 673 623
		India	-	-	63 290	13 978
		Arabia, Saudi	-	-	306 680	108 568
		Egypt	-	-	43 641	15 048
		South Africa	116 769	40 159	-	-
		United Kingdom	-	-	7 000	1 905
		Netherlands	-	-	84 000	45 300
		Italy	-	-	30 300	5 862
		Spain	-	-	42 000	7 522
		Subtotal	239 855	79 875	58 322 767	2 122 699
662	Clay Construction Materials And Refactory Construction Materials					
		Japan	-	-	1 046 903	1 716 070
		Hongkong	-	-	75 711	15 884
		Korea,south	255 206	95 040	-	-
		Taiwan	194 226	80 680	3 104 566	608 383
		China	36 294	92 930	15 832 135	4 829 765
		Thailand	1 092	39	886 411	284 522
		Singapore	317	1 208	100 000	15 000
		Philippines	20 850	6 500	-	-
		Malaysia	4 942 573	1 734 572	920 830	755 799
		India	-	-	175 161	28 991
		Sri Lanka	318 790	88 295	-	-
		Australia	-	-	273 694	722 168
		Fiji	142 883	45 831	-	-
		United States	-	-	1 392 591	639 451
		Brazil	-	-	24 000	4 800
		United Kingdom	-	-	217 382	255 972
		France	-	-	261	5 120
		Germany	-	-	661 135	620 571
		Switzerland	-	-	124 713	138 675
		Denmark	-	-	176 358	155 081
		Italy	-	-	134 434	53 491
		Spain	-	-	63 183	16 715
		Subtotal	5 912 231	2 145 095	25 209 468	10 866 458
663	Mineral Manufactures,n.e.s					

Tabel 22. Lanjutan
Table 22. Continued

Komoditi/Commodity			Ekspor/Export		Impor/Import	
SITC	Negara/Country		Berat Bersih Net Weight (Kg)	Nilai FOB FOB Value (US\$)	Berat Bersih Net Weight (Kg)	Nilai CIF CIF Value (US\$)
(1)	(2)	(3)	(4)	(5)	(6)	(7)
		Japan	-	-	22 436	109 871
		Hongkong	-	-	174 365	235 240
		Korea,south	-	-	726	692
		Taiwan	-	-	216 545	47 385
		China	-	-	1 697 760	605 497
		Thailand	48 374	155 355	73 081	49 449
		Singapore	4 104 250	113 295	2 957	4 420
		Malaysia	303 332	438 593	293 619	548 710
		Vietnam	99 153	269 828	-	-
		India	-	-	10 001	28 341
		Pakistan	30 940	65 088	-	-
		Batam	-	-	7 300	21 560
		South Africa	1 768	2 194	-	-
		Australia	11 800	6 277	4 539	43 681
		United States	-	-	543 893	316 819
		Brazil	-	-	1 998	11 372
		United Kingdom	-	-	6 803	7 820
		Netherlands	-	-	98	1 177
		Germany	-	-	41 775	55 082
		Austria	-	-	28 056	97 230
		Norway	-	-	366	7 125
		Sweden	-	-	614	6 227
		Finland	-	-	544	14 418
		Italy	-	-	370	1 542
		Spain	1	2	26	96
		Slovenia	-	-	16 715	8 191
		Subtotal	4 599 618	1 050 632	3 144 587	2 221 945
664	Glass					
		Japan	655	18 032	18 790	27 134
		Hongkong	-	-	24 722	45 705
		Korea,south	165 425	80 853	16 000	12 624
		Taiwan	117 963	67 402	283	1 730
		China	84 813	68 467	1 868 237	670 196
		Thailand	2 769 179	849 852	461 425	148 135
		Singapore	62 289	22 362	435	420
		Malaysia	8 419 635	1 859 003	-	-
		Myanmar (burma)	251 586	69 440	-	-
		Cambodia	36 115	12 195	-	-
		Vietnam	199 031	69 538	-	-
		India	350 661	178 183	-	-
		Pakistan	24 448	9 840	-	-

Tabel 22. Lanjutan
Table Continued

Komoditi/Commodity			Ekspor/Export		Impor/Import	
SITC	Negara/Country		Berat Bersih Net Weight (Kg)	Nilai FOB FOB Value (US\$)	Berat Bersih Net Weight (Kg)	Nilai CIF CIF Value (US\$)
(1)	(2)	(3)	(4)	(5)	(6)	(7)
	Bangladesh		1 381 516	269 803	-	-
	Sri Lanka		401 341	52 541	-	-
	Batam		-	-	18 823	7 269
	Arabia, Saudi		563 598	241 891	-	-
	Yemen		25 781	5 464	-	-
	Turkey		50 112	19 212	-	-
	Bahrain		16 704	7 060	-	-
	Cyprus		81 619	31 183	-	-
	Egypt		38 879	12 555	-	-
	Kenya		1 378 931	264 440	-	-
	Senegal		19 958	7 392	-	-
	South Africa		3 587 169	798 725	-	-
	Mauritius		83 612	17 102	-	-
	Australia		820 918	173 450	-	-
			73	17	-	-
	United States		18 249	6 402	276	7 863
	Guatemala		140 101	44 685	-	-
	Chile		38 880	16 200	-	-
	Brazil		1 587 266	241 430	-	-
	Puerto Rico		16 992	5 435	-	-
	United Kingdom		-	-	27	276
	France		-	-	872	24 323
	Germany		-	-	6 116	99 989
	Denmark		-	-	10	455
	Finland		60 480	21 546	11	933
	Italy		167 040	53 700	-	-
	Spain		18 705	6 625	18	72
	Greece		20 160	7 980	-	-
	Fmr Czechoslovakia		19 601	8 349	-	-
	Subtotal		23 019 485	5 618 354	2 416 045	1 047 124
665	Glassware					
	Japan		76 234	49 728	6 708	17 816
	Hongkong		12 395	5 467	31 208	25 066
	Korea,south		-	-	1 125 551	593 341
	Taiwan		51 833	29 328	183 346	69 517
	China		983 396	395 441	419 691	274 402
	Thailand		61 893	29 971	-	-
	Singapore		124 345	89 683	2 642	1 005
	Philippines		757 745	203 452	-	-
	Malaysia		449 720	312 225	187 817	132 121
	Cambodia		46 123	26 108	-	-

Tabel 22. Lanjutan
Table 22. Continued

Komoditi/Commodity			Ekspor/Export		Impor/Import	
SITC	Negara/Country		Berat Bersih Net Weight (Kg)	Nilai FOB FOB Value (US\$)	Berat Bersih Net Weight (Kg)	Nilai CIF CIF Value (US\$)
(1)	(2)	(3)	(4)	(5)	(6)	(7)
	Brunei Darussalam		1 000	4 973	-	-
	Vietnam		221 704	77 692	-	-
	India		907 561	389 633	312 386	82 803
	Pakistan		1 200 640	675 717	142 884	14 718
	Bangladesh		2 786 160	460 822	-	-
	Sri Lanka		468 158	178 410	-	-
	Afghanistan		63 294	40 960	-	-
	Iran		112 608	75 903	2 777	2 145
	Arabia, Saudi		491 714	285 537	-	-
	Kuwait		46 672	19 509	-	-
	Jordan		126 084	57 133	-	-
	Lebanon		113 890	56 311	-	-
	Yemen		117 118	67 678	-	-
	Syria		249 833	238 850	-	-
	Turkey		263 069	113 228	-	-
	Arab Emirates, United		796 811	371 013	1 314 800	166 246
	Egypt		112 721	48 338	-	-
	Tunisia		20 680	10 997	-	-
	Algeria		11 301	6 906	-	-
	Sudan		732 514	166 547	-	-
	Eritrea		14 049	8 845	-	-
	Kenya		11 457	3 550	-	-
	Ghana		12 171	5 067	-	-
	Cameroon		33 945	7 005	-	-
	Nigeria		48 010	10 583	-	-
	Ivory Coast		106 449	20 671	-	-
	Senegal		17 087	10 187	-	-
	South Africa		393 778	206 295	-	-
	Mauritius		25 311	6 917	-	-
	Australia		223 350	132 644	-	-
	New Zealand		15 321	12 243	-	-
			92	22	-	-
	United States		2 399 729	1 560 493	-	-
	Canada		224 158	157 313	-	-
	Mexico		97 772	48 207	-	-
	Guatemala		21 963	9 306	-	-
	Panama		118 087	67 498	-	-
	Chile		104 813	63 774	-	-
	Argentina		115 889	52 588	-	-
	Brazil		33 210	16 394	-	-
	Uruguay		42 531	24 744	-	-

Tabel 22. Lanjutan
Table Continued

Komoditi/Commodity			Ekspor/Export		Impor/Import	
SITC	Negara/Country		Berat Bersih Net Weight (Kg)	Nilai FOB FOB Value (US\$)	Berat Bersih Net Weight (Kg)	Nilai CIF CIF Value (US\$)
(1)	(2)	(3)	(4)	(5)	(6)	(7)
	Ecuador		48 005	19 668	-	-
	Peru		46 145	24 520	-	-
	Guyana		43 033	19 583	-	-
	Costa Rica		20 314	9 111	-	-
	United Kingdom		-	-	2 156	9 943
	Netherlands		180 704	95 715	-	-
	France		51 761	28 633	109 228	90 321
	Germany		53 780	41 075	113	3 481
	Belgium		7 611	4 843	-	-
	Denmark		24 671	13 766	7	387
	Spain		46 183	29 743	8	32
	Greece		101 877	59 289	-	-
	Poland		579 431	289 803	4 864	9 279
	Romania		-	-	4 985	7 164
	Lithuania		12 299	4 261	-	-
	Czech Republic		64 039	35 604	-	-
	Subtotal		16 746 241	7 587 520	3 851 171	1 499 787
666	Pottery					
	Japan		-	-	116	129
	China		-	-	1 580 497	829 660
	Singapore		4 437	5 228	-	-
	Malaysia		13 316	12 553	-	-
	Spain		-	-	32	123
	Subtotal		17 753	17 781	1 580 645	829 912
671	Pig Iron, spiegeleisen, sponge Iron, ferro-alloys					
	Japan		-	-	74 001	123 121
	Hongkong		-	-	2 072 863	1 956 705
	Korea, south		-	-	118 000	110 600
	Taiwan		-	-	6 138	9 000
	China		-	-	2 376 989	1 547 745
	Singapore		2 884 320	405 874	250 508	198 221
	Malaysia		-	-	1 247 716	941 304
	India		2 102 100	294 218	524 000	276 088
	South Africa		-	-	651 000	405 368
	Australia		-	-	991 000	260 780
	United States		-	-	17 563	61 470
	United Kingdom		-	-	79 426	88 445
	Switzerland		-	-	42 000	32 777
	Norway		-	-	34 870	51 259
	Kazakhstan		-	-	2 000	4 612
	Subtotal		4 986 420	700 092	8 488 074	6 067 495

Tabel 22. Lanjutan
Table Continued

Komoditi/Commodity			Ekspor/Export		Impor/Import	
SITC	Negara/Country		Berat Bersih Net Weight (Kg)	Nilai FOB FOB Value (US\$)	Berat Bersih Net Weight (Kg)	Nilai CIF CIF Value (US\$)
(1)	(2)	(3)	(4)	(5)	(6)	(7)
672	Ingots And Other Primary Forms,of Iron Or Steel					
	Japan		-	-	2 751 085	550 141
	Taiwan		-	-	2 786 900	510 709
	China		-	-	3 844	1 902
	Singapore		145	2 047	2 834	3 552
	Germany		-	-	1 115	2 565
	Ukraine		-	-	25 768 050	6 055 491
	Subtotal		145	2 047	31 313 828	7 124 360
673	Flat Rolled Products Not Clad					
	Japan		-	-	6 520 751	1 585 062
	Korea,south		-	-	2 018 084	982 434
	Taiwan		-	-	768 271	177 807
	China		-	-	20 362 649	5 962 968
	Thailand		-	-	106 762	31 445
	Singapore		-	-	1 111 118	445 485
	Malaysia		-	-	1 055 786	449 658
	Iran		-	-	33 764	19 520
	United States		-	-	259 067	33 886
	United Kingdom		-	-	449 265	319 624
	Germany		-	-	1 134 715	485 707
	Belgium		-	-	90 881	35 299
	Italy		-	-	7	244
	Ukraine		-	-	4 259 140	1 089 914
	Czech Republic		-	-	8 811 197	2 959 276
	Russian Federation		-	-	7 358 920	1 097 628
	Subtotal		-	-	54 340 377	15 675 957
674	Flat Rolled Product,clad,plated					
	Hongkong		-	-	8 074	18 347
	Korea,south		-	-	116 900	141 011
	Taiwan		-	-	88	151
	Singapore		-	-	21 044	20 587
	Malaysia		-	-	1 948	2 103
	United Kingdom		-	-	3 075	6 017
	Subtotal		-	-	151 129	188 216
675	Flat Rolled Product,alloy Steel					
	Japan		-	-	4 550 457	818 453
	Hongkong		-	-	8 534 847	1 738 833
	Korea,south		-	-	26 460	16 883
	Taiwan		-	-	1 937 480	791 347
	China		-	-	1 654 434	331 360
	Singapore		-	-	369 034	182 828

Tabel 22. Lanjutan
Table Continued

Komoditi/Commodity			Ekspor/Export		Impor/Import	
SITC	Negara/Country		Berat Bersih Net Weight (Kg)	Nilai FOB FOB Value (US\$)	Berat Bersih Net Weight (Kg)	Nilai CIF CIF Value (US\$)
(1)	(2)	(3)	(4)	(5)	(6)	(7)
	Malaysia		-	-	34 116	52 655
	Vietnam		-	-	21 406	5 673
	India		-	-	1 099 145	319 248
	South Africa		-	-	36 755	52 845
	Australia		-	-	2 347	10 888
	United States		-	-	1 784	7 084
	United Kingdom		-	-	31 159	102 438
	France		-	-	4 481	5 343
	Germany		-	-	194 477	204 319
	Spain		-	-	84 762	73 780
	Subtotal		-	-	18 583 144	4 713 977
676	Iron And Steel Bar, rods, angels, shaped And Sections					
	Japan			-	3 289 631	986 488
	Hongkong			-	14 794	6 966
	Korea, south			-	792 971	504 156
	Taiwan			-	236 246	89 097
	China			-	12 804 119	3 981 240
	Thailand			-	53 533	38 134
	Singapore		284 287	148 610	215 498	188 043
	Malaysia		2 869 833	1 510 629	36 333	40 385
	India		-	-	53 586	21 567
	Sri Lanka		63 685	24 047	-	-
	United States		-	-	589	347
	United Kingdom		-	-	32 659	30 814
	France		-	-	127	1 085
	Germany		-	-	2 076	4 827
	Luxembourg		-	-	817 699	608 960
	Spain		-	-	634 946	325 267
	Czech Republic		-	-	461 261	131 153
	Subtotal		3 217 805	1 683 286	19 446 068	6 958 529
677	Rail And Railway Tract Construction Material Of Iron Or Steel					
	Korea, south			-	89 197	41 630
	China			-	2 163 208	630 639
	Thailand		36 750	2 802	-	-
	Malaysia		943	63	-	-
	Czech Republic		-	-	182 778	53 862
	Subtotal		37 693	2 865	2 435 183	726 131
678	Wire Of Iron Or Steel					
	Japan			-	779 104	657 948
	Hongkong			-	56 615	28 417

Tabel 22. Lanjutan
Table 22. Continued

Komoditi/Commodity			Ekspor/Export		Impor/Import	
SITC	Negara/Country		Berat Bersih Net Weight (Kg)	Nilai FOB FOB Value (US\$)	Berat Bersih Net Weight (Kg)	Nilai CIF CIF Value (US\$)
(1)	(2)	(3)	(4)	(5)	(6)	(7)
	Korea,south		-	-	1 137 390	422 862
	Taiwan		-	-	312 997	127 749
	China		-	-	20 693 101	5 501 542
	Singapore		-	-	459 320	63 383
	Malaysia		-	-	1 245 176	762 253
	Vietnam		-	-	99 880	29 417
	India		-	-	292 572	86 155
	Ethiopia		22 499	7 182	-	-
	Germany		-	-	50	750
	Belgium		-	-	348 259	297 375
	Sweden		-	-	240 700	235 507
	Italy		17 749	62 298	-	-
	Czech Republic		-	-	1 843 447	588 952
	Subtotal		40 248	69 480	27 508 611	8 802 310
679	Tubes,pipes,hollow Profile,pipe Fitting Of Iron Or Steel					
	Japan		24	22	654 752	690 836
	Hongkong		-	-	524 000	113 720
	Korea,south		-	-	27 411	48 488
	Taiwan		307 842	93 058	59 517	71 293
	China		-	-	13 424 357	4 222 464
	Thailand		-	-	11 078	8 381
	Singapore		39	110	351 690	286 775
	Malaysia		1 893 236	696 308	407 751	282 587
	Brunei Darussalam		195 317	70 709	-	-
	Bangladesh		109 139	26 605	-	-
	Sri Lanka		5 463	2 826	-	-
	Batam		-	-	30 450	11 707
	Iran		1 804 406	1 010 682	-	-
	Australia		-	-	466	6 607
	United States		1 867 309	622 583	561 207	749 874
	Canada		-	-	3 546	1 657
	Mexico		-	-	660	8 396
	Brazil		-	-	5	96
	United Kingdom		-	-	6 195	39 468
	Netherlands		-	-	5 176	182 869
	France		-	-	2 701	7 471
	Germany		-	-	463 271	672 377
	Belgium		-	-	122	764
	Switzerland		-	-	106	542
	Sweden		-	-	374	3 638
	Finland		-	-	6 072	111 158

Tabel 22. Lanjutan
Table Continued

Komoditi/Commodity			Ekspor/Export		Impor/Import	
SITC	Negara/Country		Berat Bersih Net Weight (Kg)	Nilai FOB FOB Value (US\$)	Berat Bersih Net Weight (Kg)	Nilai CIF CIF Value (US\$)
(1)	(2)	(3)	(4)	(5)	(6)	(7)
		Italy	-	-	6 481	28 682
		Spain	-	-	469 326	383 825
		Portugal	-	-	12	191
		Subtotal	6 182 775	2 522 903	17 016 726	7 933 866
682	Copper					
		Japan	202 534	479 588	10 155	144 148
		Hongkong	166 098	226 519	187 741	308 318
		Taiwan	66 000	84 480	3 371	16 452
		China	230 901	352 285	26 902	31 305
		Singapore	422	777	2 022	4 290
		Malaysia	-	-	41 802	24 731
		United Kingdom	-	-	1 600	9 600
		Germany	-	-	7	290
		Subtotal	665 955	1 143 649	273 600	539 134
683	Nickel					
		Taiwan	-	-	12 109	22 000
		China	-	-	6 000	90 600
		Canada	-	-	5 000	64 500
		Subtotal	-	-	23 109	177 100
684	Aluminium					
		Japan	141 237 112	229 130 971	237	2 434
		Hongkong	-	-	2 811	2 143
		Korea,south	-	-	29 920	116 341
		Taiwan	10 027 938	16 069 527	12 041	9 441
		China	-	-	480 572	604 263
		Thailand	57 902	146 670	-	-
		Singapore	3 114 880	6 271 713	1 264 046	2 775 134
		Philippines	111 693	278 806	-	-
		Malaysia	6 037 950	10 400 587	60 712	66 723
		Vietnam	1 808	5 976	305	1 206
		India	-	-	1 323 917	2 003 693
		Sri Lanka	33 447	75 793	-	-
		Iran	-	-	275 030	392 386
		Jordan	475 060	847 179	-	-
		Arab Emirates, United	3 001	10 012	-	-
		Bahrain	-	-	33 491	75 690
		South Africa	-	-	148 356	111 267
		Australia	457 157	1 157 843	5 941 702	10 381 323
		United States	-	-	131	1 780
		United Kingdom	-	-	24 560	93 057
		Netherlands	-	-	1 000	2 600

Tabel 22. Lanjutan
Table 22. Continued

Komoditi/Commodity			Ekspor/Export		Impor/Import	
SITC	Negara/Country		Berat Bersih Net Weight (Kg)	Nilai FOB FOB Value (US\$)	Berat Bersih Net Weight (Kg)	Nilai CIF CIF Value (US\$)
(1)	(2)	(3)	(4)	(5)	(6)	(7)
		Germany	201	677	787	266
		Russian Federation	-	-	8 944	1 511
		Subtotal	161 558 149	264 395 754	9 608 562	16 641 258
685	Lead					
		Japan	50 030	84 400	49	174
		Singapore	-	-	39 704	35 336
		Subtotal	50 030	84 400	39 753	35 510
686	Zinc					
		Japan	-	-	118 625	93 150
		Korea,south	-	-	2 275 053	2 336 372
		Taiwan	-	-	111 844	53 128
		China	-	-	278 982	229 355
		Singapore	-	-	1 025 137	859 773
		Malaysia	-	-	1 408 285	726 021
		India	-	-	101 775	110 629
		Australia	-	-	1 978 140	2 743 465
		United States	-	-	20 433	21 700
		Canada	-	-	808 443	1 108 167
		Netherlands	1 383	3 508	-	-
		Finland	-	-	20 000	40 130
		Subtotal	1 383	3 508	8 146 717	8 321 890
687	Tin					
		China	-	-	231 461	70 954
		Singapore	400 000	3 804 400	-	-
		Malaysia	300	11 437	-	-
		Australia	-	-	101 457	36 708
		Subtotal	400 300	3 815 837	332 918	107 662
689	Miscellaneous Non-ferrous Base Metals Employed In Metallurgy					
		China	-	-	53 156	66 390
		Subtotal	-	-	53 156	66 390
691	Structures And Parts Of Iron,steel Or Aluminium					
		Japan	16 980	29 140	20	73
		Korea,south	-	-	12 649	10 819
		China	-	-	78 594	62 676
		Thailand	97 693	37 216	392	347
		Singapore	1 136 950	3 346 723	65 513	329 127
		Malaysia	77 985	177 028	217 908	214 541
		Australia	182 909	484 388	24 000	41 573
		Denmark	-	-	19 377	55 626
		Subtotal	1 512 517	4 074 495	418 453	714 782

Tabel 22. Lanjutan
Table Continued

Komoditi/Commodity			Ekspor/Export		Impor/Import	
SITC	Negara/Country		Berat Bersih Net Weight (Kg)	Nilai FOB FOB Value (US\$)	Berat Bersih Net Weight (Kg)	Nilai CIF CIF Value (US\$)
(1)	(2)	(3)	(4)	(5)	(6)	(7)
692	Metal Containers For Storage And Transport					
	Japan		-	-	4 284	13 847
	Taiwan		-	-	70 603	72 228
	China		-	-	158 805	97 494
	Thailand		22 624	9 372	44 639	34 082
	Singapore		6 557	18 925	238 164	312 930
	Malaysia		39 802	13 251	47 227	109 745
	India		-	-	1 174	12 474
	Batam		-	-	9 000	800
	Iran		18 720	18 324	-	-
	United States		68 400	59 100	38 198	70 221
	Netherlands		205 920	238 590	-	-
	Poland		-	-	17 920	2 576
	Subtotal		362 023	357 562	630 014	726 397
693	Wire Product And Fencing Grills					
	Japan		-	-	79 198	169 800
	Hongkong		-	-	139 134	55 220
	Taiwan		-	-	2 345	2 613
	China		-	-	1 840 863	614 061
	Singapore		95	300	68 968	52 058
	Malaysia		9 364	24 570	46 744	30 177
	Vietnam		-	-	85 000	22 041
	India		-	-	3 497	1 024
	United States		-	-	591	47 684
	Brazil		-	-	714	22 318
	Netherlands		-	-	4	7
	Germany		-	-	2 335	37 144
	Norway		-	-	140	7 446
	Sweden		-	-	3 252	132 508
	Finland		-	-	525	27 366
	Italy		-	-	357	18 439
	Subtotal		9 459	24 870	2 273 667	1 239 906
694	Nails,screws,nuts,bolts,rivets In The Like Of Iron,steel/copper					
	Japan		101	107	14 425	120 238
	Hongkong		-	-	5 401	38 007
	Korea,south		2	2	359 382	444 398
	Taiwan		-	-	56 113	45 273
	China		-	-	2 432 062	736 423
	Thailand		30 029	11 661	13 294	7 429
	Singapore		1	6	95 356	65 801

Tabel 22. Lanjutan
Table 22. Continued

Komoditi/Commodity			Ekspor/Export		Impor/Import	
SITC	Negara/Country		Berat Bersih Net Weight (Kg)	Nilai FOB FOB Value (US\$)	Berat Bersih Net Weight (Kg)	Nilai CIF CIF Value (US\$)
(1)	(2)	(3)	(4)	(5)	(6)	(7)
	Malaysia		-	-	1 163 234	389 082
	Vietnam		-	-	28 800	10 420
	India		-	-	12 736	4 332
	Sri Lanka		29	112	-	-
	Australia		-	-	48 330	92 664
	United States		381 333	128 617	24 859	209 711
	Canada		-	-	9	109
	Mexico		-	-	13	167
	Brazil		-	-	1 341	14 140
	Netherlands Antilles		-	-	10 889	3 830
	United Kingdom		-	-	493	1 366
	Netherlands		-	-	97	546
	France		-	-	136	2 965
	Germany		-	-	26 954	33 065
	Belgium		-	-	12	103
	Switzerland		-	-	1	368
	Luxembourg		-	-	27	211
	Denmark		-	-	234	6 011
	Sweden		-	-	542	1 168
	Finland		-	-	605	19 564
	Italy		-	-	6 205	49 686
	Spain		-	-	2 706	41 853
	Poland		-	-	2 214	34 236
	Czech Republic		-	-	391	3 450
	Subtotal		411 495	140 505	4 306 861	2 376 616
695	Tools For Use In The Hand Or In Machines					
	Japan		-	-	78 340	431 566
	Hongkong		-	-	32 903	17 601
	Korea,south		-	-	7 021	7 849
	Taiwan		960	2 052	31 228	84 500
	China		-	-	1 293 907	555 527
	Thailand		-	-	6 104	22 089
	Singapore		18 762	79 773	9 583	27 882
	Malaysia		1 269	1 421	9 589	25 921
	India		-	-	29 192	6 738
	Sri Lanka		7	30	-	-
	Australia		-	-	5 575	3 288
	United States		-	-	2 255	15 813
	Mexico		-	-	698	5 498
	Brazil		-	-	1 039	5 354
	United Kingdom		-	-	1 135	11 669

Tabel 22. Lanjutan
Table Continued

Komoditi/Commodity			Ekspor/Export		Impor/Import	
SITC	Negara/Country		Berat Bersih Net Weight (Kg)	Nilai FOB FOB Value (US\$)	Berat Bersih Net Weight (Kg)	Nilai CIF CIF Value (US\$)
(1)	(2)	(3)	(4)	(5)	(6)	(7)
		France	-	-	1 247	1 276
		Germany	261	1 118	6 227	57 017
		Belgium	-	-	2	171
		Switzerland	-	-	17	18
		Finland	-	-	4 186	93 078
		Italy	-	-	39	29
		Hungary	-	-	58	52
		Slovenia	-	-	19	17
		Subtotal	21 259	84 394	1 520 364	1 372 953
696	Cutlery					
		Japan	975	1 925	929	1 067
		Taiwan	-	-	121	2 841
		China	-	-	128 376	120 285
		Singapore	-	-	4 034	968
		Malaysia	6 126	4 512	37 459	48 584
		United States	-	-	24	3 316
		Germany	-	-	140	5 859
		Sweden	793	5 710	-	-
		Italy	-	-	9	529
		Subtotal	7 894	12 147	171 092	183 449
697	Household Equipment Of Base Metal,n.e.s					
		Japan	10 703	31 159	-	-
		Hongkong	-	-	21 091	10 900
		Korea,south	-	-	5 709	6 518
		Taiwan	81 320	15 156	311	295
		China	-	-	627 207	349 721
		Thailand	-	-	7 125	3 830
		Singapore	7 233	26 225	15 184	6 802
		Malaysia	8 506	6 602	13 046	22 145
		Vietnam	2 200	15 017	-	-
		India	-	-	56 839	14 409
		South Africa	277	595	-	-
		United States	163 258	416 970	-	-
		Canada	57 267	166 099	-	-
		Panama	12 571	33 114	-	-
		Belgium	288	116	-	-
		Subtotal	343 623	711 053	746 512	414 620
699	Manufactures Of Base Metal N.e.s					
		Japan	5 980	9 012	31 780	84 321
		Hongkong	-	-	85 231	52 814
		Korea,south	-	-	34 177	229 185

Tabel 22. Lanjutan
Table 22. Continued

Komoditi/Commodity			Ekspor/Export		Impor/Import	
SITC	Negara/Country		Berat Bersih Net Weight (Kg)	Nilai FOB FOB Value (US\$)	Berat Bersih Net Weight (Kg)	Nilai CIF CIF Value (US\$)
(1)	(2)	(3)	(4)	(5)	(6)	(7)
	Taiwan		90 310	25 196	171 284	121 836
	China		-	-	3 607 842	2 076 947
	Papua New Guinea		992	6 400	-	-
	Thailand		3 046	6 930	503 892	686 702
	Singapore		3 368	33 835	74 566	121 097
	Philippines		-	-	4 506	6 951
	Malaysia		67 284	69 639	285 872	417 235
	India		-	-	19 788	76 755
	Pakistan		-	-	424 400	100 000
	Australia		4 030	4 113	7 283	11 945
			119	28	-	-
	United States		-	-	13 594	87 869
	Canada		-	-	874	23 443
	Mexico		-	-	2 168	22 022
	United Kingdom		-	-	118 478	1 344 461
	Netherlands		-	-	55	91
	France		-	-	79	754
	Germany		161	222	13 549	77 153
	Austria		-	-	2 018	20 052
	Belgium		-	-	8	320
	Switzerland		-	-	1	177
	Denmark		-	-	12	455
	Norway		-	-	19	2 036
	Sweden		-	-	220	16 902
	Finland		-	-	1 336	186 537
	Italy		-	-	13 130	19 640
	Slovenia		-	-	22 236	10 452
	Subtotal		175 290	155 375	5 438 398	5 798 152
711	Steam And Other Vapour Generating Boilers And Parts					
	Hongkong		-	-	8 180	125 482
	Korea,south		-	-	14 000	5 500
	China		-	-	29 509	110 505
	Papua New Guinea		2 656	9 050	-	-
	Thailand		-	-	1 170	7 009
	Singapore		-	-	8 987	67 228
	Malaysia		-	-	1 223 572	1 484 972
	Australia		11 730	11 456	-	-
	United States		-	-	7 035	115 791
	United Kingdom		-	-	64 562	393 992
	Germany		-	-	45 554	249 706
	Sweden		-	-	23	3 323

Tabel 22. Lanjutan
Table Continued

Komoditi/Commodity			Ekspor/Export		Impor/Import	
SITC	Negara/Country		Berat Bersih Net Weight (Kg)	Nilai FOB FOB Value (US\$)	Berat Bersih Net Weight (Kg)	Nilai CIF CIF Value (US\$)
(1)	(2)	(3)	(4)	(5)	(6)	(7)
	Finland		-	-	9 424	428 878
	Italy		-	-	6 160	225 184
	Subtotal		14 386	20 506	1 418 176	3 217 570
712	Steam Or Oth Gen.boilers & Parts					
	Japan		-	-	131 851	2 790 737
	Hongkong		-	-	13 800	241 200
	Singapore		376	319	1 706	14 714
	Malaysia		-	-	63 104	1 382 404
	United States		-	-	11 022	72 539
	United Kingdom		-	-	604	18 792
	Switzerland		-	-	9	18
	Subtotal		376	319	222 096	4 520 404
713	Internal Combustion Piston Engines And Parts					
	Japan		-	-	162 668	301 190
	Hongkong		-	-	270	311
	Korea,south		-	-	2 695	1 857
	Taiwan		6	8	118 046	173 399
	China		-	-	10 158 149	4 884 996
	Thailand		-	-	34 455	19 676
	Singapore		67 395	683 195	115 562	172 355
	Malaysia		9 978	3 263	16 128	27 767
	Vietnam		-	-	8 935	8 764
	India		-	-	26 827	28 324
	Pakistan		-	-	6	5 040
	Australia		-	-	16	794
	United States		-	-	41 889	294 360
	Canada		-	-	2 205	10 591
	Mexico		-	-	13	169
	Brazil		-	-	1 659	13 749
	United Kingdom		-	-	996	9 753
	France		-	-	406	24 749
	Germany		-	-	2 879	21 403
	Belgium		-	-	353	3 076
	Luxembourg		-	-	2	12
	Finland		-	-	52	2 010
	Italy		-	-	3 067	2 271
	Subtotal		77 379	686 466	10 697 278	6 006 616
714	Engines And Motors,non-electric,parts N.e.s					
	China		-	-	319	170
	Singapore		18	500	186	4 399
	Malaysia		-	-	15 000	165 000

Tabel 22. Lanjutan
Table 22. Continued

Komoditi/Commodity			Ekspor/Export		Impor/Import	
SITC	Negara/Country		Berat Bersih Net Weight (Kg)	Nilai FOB FOB Value (US\$)	Berat Bersih Net Weight (Kg)	Nilai CIF CIF Value (US\$)
(1)	(2)	(3)	(4)	(5)	(6)	(7)
		United States	-	-	134	9 000
		Subtotal	18	500	15 639	178 569
716		Rotating Electric Plant And Parts Thereof,n.e.s				
		Japan	25	7 521	97 562	90 785
		Hongkong	-	-	65	719
		Korea,south	-	-	28	179
		Taiwan	50	2 343	55 936	52 806
		China	10 675	20 000	4 107 756	2 388 028
		Thailand	-	-	666	2 109
		Singapore	16 635	13 648	128 479	757 232
		Philippines	-	-	21	24
		Malaysia	33 061	49 003	10 701	35 113
		Myanmar (burma)	1 100	4 644	-	-
		India	-	-	310	4 013
		Australia	-	-	235	11 622
		United States	-	-	31 205	258 972
		Netherlands Antilles	-	-	2 968	2 055
		United Kingdom	-	-	27 750	383 149
		Netherlands	-	-	7 500	5 490
		Germany	-	-	218 629	1 833 393
		Belgium	-	-	137	2 006
		Denmark	-	-	3 130	53 151
		Sweden	-	-	8 297	4 859
		Finland	-	-	11 672	10 318
		Italy	-	-	7 296	66 661
		Spain	-	-	53	43
		Subtotal	61 546	97 159	4 720 396	5 962 727
718		Other Power Generating Machinery And Parts Thereof,n.e.s				
		Japan	-	-	1 610	77 713
		Hongkong	-	-	309	1 608
		Taiwan	-	-	1 172	995
		China	-	-	262	53
		Singapore	841	305 659	16 758	252 766
		Malaysia	610	741	22 121	132 835
		Turkey	-	-	927	16 429
		United States	-	-	21 277	86 485
		Canada	-	-	43	6 214
		United Kingdom	-	-	20	1 612
		France	-	-	10 419	112 760
		Germany	-	-	2 359	40 433
		Denmark	-	-	54	2 328

Tabel 22. Lanjutan
Table Continued

Komoditi/Commodity			Ekspor/Export		Impor/Import	
SITC	Negara/Country		Berat Bersih Net Weight (Kg)	Nilai FOB FOB Value (US\$)	Berat Bersih Net Weight (Kg)	Nilai CIF CIF Value (US\$)
(1)	(2)	(3)	(4)	(5)	(6)	(7)
	Finland		-	-	494	13 055
	Italy		-	-	1	86
	Subtotal		1 451	306 400	77 826	745 372
721	Agricultural Machinery And Parts					
	Japan		-	-	13 783	36 295
	Korea,south		-	-	213 803	2 456 231
	Taiwan		-	-	21 563	64 836
	China		155	600	581 771	1 239 527
	Thailand		1 000	1 000	56 226	104 701
	Singapore		11 840	11 765	32 679	186 784
	Malaysia		50 818	63 000	184 648	1 052 082
	India		-	-	1 759	2 372
	Batam		-	-	1 490	1 447
	New Zealand		-	-	10 570	38 750
	United States		-	-	156 282	255 439
	Brazil		-	-	10 470	51 112
	Ecuador		-	-	1 024	12 644
	Netherlands		-	-	267	3 525
	Germany		-	-	3 180	64 647
	Denmark		-	-	206	37 135
	Italy		-	-	3 554	20 357
	Subtotal		63 813	76 365	1 293 275	5 627 884
722	Tractors					
	China		-	-	22 456	43 360
	Malaysia		2 985	5 700	-	-
	Brazil		-	-	11 850	67 200
	Subtotal		2 985	5 700	34 306	110 560
723	Civil Engineering And Contractor Plant And Equipment And Parts					
	Japan		-	-	3 951 228	2 298 125
	Korea,south		-	-	131 307	119 958
	Taiwan		-	-	62 354	67 787
	China		32 796	646 900	1 803 738	6 473 358
	Thailand		67 999	112 245	304	231
	Singapore		397 260	873 904	79 312	237 329
	Malaysia		-	-	44 250	32 470
	India		-	-	69	111
	Australia		4 730	3 896	26 920	481 282
	United States		-	-	370 763	1 982 128
	Canada		-	-	7 200	16 197
	Mexico		-	-	3 139	28 576

Tabel 22. Lanjutan
Table 22. Continued

Komoditi/Commodity			Ekspor/Export		Impor/Import	
SITC	Negara/Country		Berat Bersih Net Weight (Kg)	Nilai FOB FOB Value (US\$)	Berat Bersih Net Weight (Kg)	Nilai CIF CIF Value (US\$)
(1)	(2)	(3)	(4)	(5)	(6)	(7)
	Brazil		-	-	52 990	105 938
	United Kingdom		-	-	26 045	188 192
	France		-	-	3 829	28 759
	Germany		-	-	79 443	694 090
	Sweden		-	-	377	4 578
	Italy		-	-	247 392	194 499
	Bulgaria		-	-	40	4 651
	Subtotal		502 785	1 636 945	6 890 700	12 958 259
724	Textile And Leather Machinery, and Parts Thereof.n.e.s					
	Japan		-	-	2 789	116 846
	Hongkong		77	386	5 674	12 849
	Taiwan		-	-	126 575	154 064
	China		-	-	291 697	211 628
	Thailand		3 000	4 737	275	212
	Malaysia		439	500	15 213	29 908
	India		-	-	144	1 186
	United States		-	-	18 133	15 365
	United Kingdom		-	-	30	59
	Denmark		-	-	58	3 109
	Italy		-	-	594	28 063
	Spain		-	-	45	2 028
	Subtotal		3 516	5 623	461 227	575 317
725	Paper Mill And Pulp Mill Machinery,paper Cutting Machine					
	Japan		-	-	425	21 018
	Hongkong		-	-	589	42 500
	Taiwan		1 640	500	61 313	181 294
	China		2 365	208 591	16 063	48 008
	Singapore		154	960	6 080	4 590
	Malaysia		-	-	6 000	12 000
	India		-	-	120	5 934
	Turkey		-	-	520	1 000
	Australia		883	1 500	947	79 378
	United States		-	-	253 386	305 786
	Canada		-	-	6 775	70 990
	United Kingdom		-	-	5 617	27 679
	Netherlands		-	-	252	20 777
	France		-	-	1 560	29 622
	Germany		-	-	7 049	323 397
	Austria		-	-	1 527	15 245
	Belgium		-	-	14	1 600
	Switzerland		-	-	21 980	69 336

Tabel 22. Lanjutan
Table Continued

Komoditi/Commodity			Ekspor/Export		Impor/Import	
SITC	Negara/Country		Berat Bersih Net Weight (Kg)	Nilai FOB FOB Value (US\$)	Berat Bersih Net Weight (Kg)	Nilai CIF CIF Value (US\$)
(1)	(2)	(3)	(4)	(5)	(6)	(7)
	Sweden		-	-	187	11 351
	Finland		-	-	9 031	229 292
	Hungary		1 030	2 627	-	-
	Subtotal		6 072	214 178	399 435	1 500 797
726	Printing And Bookbinding Machinery And Parts Thereof,n.e.s					
	Hongkong		-	-	2 010	9 146
	Taiwan		574	5 358	98 113	1 001 223
	China		-	-	427 727	355 922
	Malaysia		-	-	111 418	342 284
	Australia		-	-	3 759	51 463
	United States		-	-	62 210	1 089 582
	Germany		-	-	61 395	41 644
	Spain		-	-	20 550	9 581
	Subtotal		574	5 358	787 182	2 900 845
727	Food-processing Machines And Parts Thereof,n.e.s					
	Japan		-	-	3 135	288
	Taiwan		-	-	53 883	102 789
	China		-	-	612 901	630 969
	Thailand		85	30	95 034	169 856
	Singapore		540	300	29 953	202 299
	Malaysia		2 750	9 923	1 786 881	9 012 584
	India		-	-	30 541	302 437
	Batam		-	-	1 015	4 920
	Australia		-	-	5 522	69 306
	United States		-	-	8 837	143 467
	Canada		-	-	196	511
	United Kingdom		10 996	14 364	742	3 930
	Netherlands		-	-	4 580	283 768
	Germany		-	-	162 940	3 391 667
	Sweden		-	-	240	19 979
	Italy		500	1 000	191	1 670
	Subtotal		14 871	25 617	2 796 591	14 340 440
728	Other Machine And Equipment Specialized For Particular Industry					
	Japan		161	3 289	296 978	914 911
	Hongkong		-	-	14 439	11 552
	Korea,south		1 357	6 189	37 042	21 035
	Taiwan		301	2 915	896 574	2 701 559
	China		55 303	51 628	905 075	1 362 770
	Mongolia		235 526	285 915	-	-
	Papua New Guinea		175 000	349 860	-	-

Tabel 22. Lanjutan
Table Continued

Komoditi/Commodity			Ekspor/Export		Impor/Import	
SITC	Negara/Country		Berat Bersih Net Weight (Kg)	Nilai FOB FOB Value (US\$)	Berat Bersih Net Weight (Kg)	Nilai CIF CIF Value (US\$)
(1)	(2)	(3)	(4)	(5)	(6)	(7)
	Thailand		471 935	606 688	25 131	96 967
	Singapore		675	846	73 723	524 994
	Malaysia		93 422	52 111	1 047 777	4 933 705
	India		413 495	501 358	31 040	199 085
	Sri Lanka		4 500	27 750	-	-
	Batam		-	-	69 005	95 117
	Iran		95 071	150 700	-	-
	Bahrain		48 013	59 680	-	-
	Tanzania		187 674	239 030	-	-
	Kenya		29 206	49 800	-	-
	Ghana		975 352	1 282 592	-	-
	Angola		96 126	124 531	-	-
	Nigeria		22 421	28 623	-	-
	Australia		5 073 212	6 725 469	12 250	27 699
	New Zealand		62 746	179 715	-	-
	United States		2 656 969	3 768 731	9 325	226 642
	Canada		45 141	98 296	5 160	120 815
	Mexico		112 872	121 230	-	-
	United Kingdom		-	-	91 478	345 486
	Netherlands		9 008	22 900	14 385	650 289
	France		-	-	527	13 920
	Germany		-	-	56 856	1 152 270
	Belgium		-	-	348	27 516
	Switzerland		-	-	1 450	8 642
	Sweden		100 717	142 666	7 866	62 898
	Italy		-	-	164 814	1 137 573
	Russian Federation		76 440	60 526	-	-
	Subtotal		11 042 643	14 943 038	3 761 243	14 635 445
731	Machine-tools By Removing Metal					
	Japan		-	-	134	451
	Hongkong		2 000	4 725	-	-
	Taiwan		-	-	90 249	372 893
	China		-	-	459 315	656 705
	Singapore		4 000	15 914	25 555	266 664
	Malaysia		1 403	422	36 788	87 590
	Australia		-	-	2 470	877
	United Kingdom		-	-	71 850	58 527
	France		-	-	350	28 093
	Germany		-	-	2 000	2 648
	Italy		-	-	20	1 311
	Subtotal		7 403	21 061	688 731	1 475 759

Tabel 22. Lanjutan
Table Continued

Komoditi/Commodity			Ekspor/Export		Impor/Import	
SITC	Negara/Country		Berat Bersih Net Weight (Kg)	Nilai FOB FOB Value (US\$)	Berat Bersih Net Weight (Kg)	Nilai CIF CIF Value (US\$)
(1)	(2)	(3)	(4)	(5)	(6)	(7)
733	Machine-tool For Working Metal					
		Japan	-	-	23 867	47 921
		Hongkong	-	-	3 269	15 980
		Taiwan	-	-	311 074	562 746
		China	-	-	325 289	315 353
		Singapore	-	-	72 989	78 188
		Malaysia	450	560	46 095	83 142
		Vietnam	48 000	19 547	-	-
		Italy	-	-	3 510	13 618
		Subtotal	48 450	20 107	786 093	1 116 948
735	Part,nes For Machine Tools					
		Hongkong	-	-	837	3 819
		Taiwan	-	-	6 465	52 419
		China	-	-	4 178	17 393
		Thailand	-	-	3 562	5 226
		Belgium	-	-	57	4 793
		Subtotal	-	-	15 099	83 650
737	Metal Working Machinery And Part					
		Japan	44	714	38 701	449 065
		Hongkong	-	-	1 834	10 913
		Korea,south	-	-	485	5 250
		Taiwan	-	-	57 457	75 263
		China	-	-	334 981	352 066
		Thailand	-	-	132 905	202 139
		Singapore	-	-	8 751	15 798
		Malaysia	336 195	350 350	221	1 484
		India	-	-	87	1 074
		Australia	-	-	370	11 974
		United States	-	-	111 701	102 393
		France	-	-	1 128	32 282
		Germany	-	-	5 085	96 663
		Belgium	-	-	2	258
		Sweden	-	-	4 958	8 086
		Italy	-	-	54 606	1 047 842
		Subtotal	336 239	351 064	753 272	2 412 550
741	Heating And Cooling Equipment And Parts Thereof,n.e.s					
		Japan	-	-	52 792	371 790
		Hongkong	-	-	162	3 477
		Korea,south	-	-	36 894	186 832
		Taiwan	279	506	446 242	1 471 899
		China	-	-	1 102 283	1 909 679

Tabel 22. Lanjutan
Table Continued

Komoditi/Commodity			Ekspor/Export		Impor/Import	
SITC	Negara/Country		Berat Bersih Net Weight (Kg)	Nilai FOB FOB Value (US\$)	Berat Bersih Net Weight (Kg)	Nilai CIF CIF Value (US\$)
(1)	(2)	(3)	(4)	(5)	(6)	(7)
		Thailand	-	-	61 896	272 538
		Singapore	17 643	9 987	51 745	267 403
		Malaysia	2 760	4 858	546 634	1 971 624
		India	-	-	1 312	15 981
		Ghana	34 740	12 276	-	-
		Australia	-	-	1 010	53 914
		United States	-	-	192 460	1 195 340
		United Kingdom	-	-	40 371	187 431
		Netherlands	-	-	43	927
		Germany	-	-	17 642	87 506
		Switzerland	-	-	99 777	122 868
		Denmark	-	-	7 271	43 207
		Sweden	-	-	2 801	44 404
		Finland	-	-	98	5 452
		Italy	-	-	27 518	120 526
		Subtotal	55 422	27 627	2 688 951	8 332 798
742		Pumps For Liquid And Parts				
		Japan	-	-	27 047	297 101
		Hongkong	-	-	660	19 287
		Korea,south	-	-	1 116	10 564
		Taiwan	-	-	8 614	30 381
		China	50	150	679 387	477 402
		Thailand	-	-	1 043	1 061
		Singapore	4 649	20 192	16 045	178 136
		Malaysia	4 021	3 913	115 469	483 165
		India	-	-	1 586	10 422
		Sri Lanka	6 466	45 490	-	-
		Australia	-	-	552	8 635
		United States	-	-	29 339	195 814
		Canada	-	-	58	3 378
		Brazil	-	-	118	1 658
		United Kingdom	-	-	23 726	76 870
		France	-	-	192	7 271
		Germany	-	-	48 122	476 062
		Switzerland	-	-	106	9 356
		Denmark	-	-	1 782	21 432
		Sweden	-	-	95	1 641
		Finland	-	-	6 980	276 047
		Italy	-	-	2 143	27 164
		Spain	-	-	78	3 624
		Subtotal	15 186	69 745	964 258	2 616 471

Tabel 22. Lanjutan
Table Continued

Komoditi/Commodity			Ekspor/Export		Impor/Import	
SITC	Negara/Country		Berat Bersih Net Weight (Kg)	Nilai FOB FOB Value (US\$)	Berat Bersih Net Weight (Kg)	Nilai CIF CIF Value (US\$)
(1)	(2)	(3)	(4)	(5)	(6)	(7)
743	Pumps And Compressors;fans & Blowers;centrifuges And Parts					
	Japan		1 846	425 546	80 333	1 254 686
	Hongkong		28 085	716 536	2 205	39 702
	Taiwan		220	100	15 042	49 367
	China		13 907	361 204	758 400	922 176
	Thailand		457	4 612	18 395	29 145
	Singapore		13 499	311 947	88 762	440 322
	Malaysia		54 551	172 637	441 285	2 552 217
	Vietnam		-	-	735	1 206
	India		-	-	4 352	94 353
	Sri Lanka		14	679	-	-
	Batam		-	-	5 555	6 793
	Turkey		-	-	68	99
	Australia		-	-	168	122
	United States		-	-	122 192	3 099 795
	Canada		-	-	26 361	563 716
	Mexico		-	-	1 048	9 082
	United Kingdom		-	-	66 893	253 615
	Netherlands		-	-	7 000	84 032
	France		-	-	265	39 013
	Germany		2 188	9 349	83 193	2 234 473
	Belgium		-	-	3 636	29 650
	Switzerland		-	-	27	1 319
	Denmark		-	-	7 807	150 150
	Sweden		-	-	620	96 047
	Finland		-	-	2 375	136 869
	Italy		-	-	69 430	465 850
	Portugal		-	-	2 358	21 870
	Poland		-	-	150	1 578
	Subtotal		114 767	2 002 610	1 808 655	12 577 247
744	Mechanical Handling Equipment And Parts Thereof,n.e.s					
	Japan		-	-	463 081	678 781
	Korea,south		-	-	189 808	355 344
	Taiwan		-	-	54 348	196 916
	China		-	-	908 274	1 136 268
	Thailand		-	-	80	1 251
	Singapore		142 056	47 496	120 594	271 240
	Malaysia		30 730	14 634	34 547	374 659
	Vietnam		72 000	36 247	-	-
	India		-	-	596	7 280

Tabel 22. Lanjutan
Table 22. Continued

Komoditi/Commodity			Ekspor/Export		Impor/Import	
SITC	Negara/Country		Berat Bersih Net Weight (Kg)	Nilai FOB FOB Value (US\$)	Berat Bersih Net Weight (Kg)	Nilai CIF CIF Value (US\$)
(1)	(2)	(3)	(4)	(5)	(6)	(7)
	Australia		-	-	1 827	11 111
	United States		-	-	17 335	61 442
	Argentina		-	-	7 825	46 317
	United Kingdom		-	-	6	11
	Germany		-	-	45 695	1 125 123
	Switzerland		-	-	90	2 261
	Denmark		-	-	24	1 069
	Sweden		-	-	4 281	24 927
	Finland		-	-	34	1 471
	Italy		-	-	22 320	149 580
	Slovakia		-	-	26 400	167 166
	Subtotal		244 786	98 377	1 897 165	4 612 217
745	Other Non-electical Machinery,tools And Mechanical Apparatus					
	Japan		-	-	13 281	638 629
	Hongkong		-	-	15 808	16 236
	Korea,south		-	-	13 274	621 061
	Taiwan		100	750	105 048	144 724
	China		-	-	494 384	412 907
	Thailand		-	-	3 492	288 978
	Singapore		249	5 256	13 163	50 268
	Malaysia		13 612	9 965	29 402	267 570
	India		-	-	13 880	25 046
	Australia		-	-	2 228	109 900
	United States		-	-	534	37 024
	United Kingdom		-	-	258	70 094
	Netherlands		8 000	5 000	-	-
	France		-	-	4 192	126 135
	Germany		-	-	47 417	2 979 265
	Austria		-	-	502	9 715
	Belgium		-	-	116	2 861
	Switzerland		-	-	52	1 250
	Denmark		-	-	20	901
	Italy		-	-	1 295	15 303
	Subtotal		21 961	20 971	758 346	5 817 867
746	Ball Or Roller Bearing					
	Japan		-	-	34 768	287 109
	Hongkong		-	-	7	484
	Korea,south		-	-	209	252
	Taiwan		-	-	26 998	34 182
	China		-	-	349 843	207 450

Tabel 22. Lanjutan
Table Continued

Komoditi/Commodity			Ekspor/Export		Impor/Import	
SITC	Negara/Country		Berat Bersih Net Weight (Kg)	Nilai FOB FOB Value (US\$)	Berat Bersih Net Weight (Kg)	Nilai CIF CIF Value (US\$)
(1)	(2)	(3)	(4)	(5)	(6)	(7)
		Thailand	-	-	19	18
		Singapore	143	1 562	29 864	45 357
		Malaysia	-	-	10 408	31 539
		India	-	-	2 446	7 854
		Cameroon	-	-	3 204	1 833
		South Africa	-	-	836	761
		Australia	-	-	2 795	14 191
		United States	-	-	34 251	257 590
		Canada	-	-	26	461
		Mexico	-	-	426	4 135
		Argentina	-	-	41	44
		Brazil	-	-	492	4 915
		Netherlands Antilles	-	-	1 135	1 837
		United Kingdom	-	-	7 664	8 412
		Netherlands	-	-	8	343
		France	-	-	9 159	23 958
		Germany	-	-	12 091	69 715
		Austria	-	-	693	491
		Belgium	-	-	2	21
		Switzerland	-	-	29	4 083
		Denmark	-	-	5 918	3 974
		Sweden	-	-	8 137	49 949
		Finland	-	-	626	43 867
		Italy	-	-	15 782	103 483
		Spain	-	-	422	5 216
		Hungary	-	-	12	11
		Poland	-	-	533	511
		Romania	-	-	2 296	1 711
		Yugoslavia, Former	-	-	21	21
		Belarus	-	-	614	314
		Slovakia	-	-	109	91
		Czech Republic	-	-	120	114
		Subtotal	143	1 562	562 004	1 216 297
747		Taps,cocks,valves For Pipes				
		Japan	-	-	15 505	207 230
		Hongkong	-	-	3 360	53 845
		Korea,south	-	-	9 406	90 584
		Taiwan	-	-	14 347	70 158
		China	-	-	615 028	1 730 976
		Thailand	-	-	134 756	867 143
		Singapore	91	1 292	19 721	211 261

Tabel 22. Lanjutan
Table Continued

Komoditi/Commodity			Ekspor/Export		Impor/Import	
SITC	Negara/Country		Berat Bersih Net Weight (Kg)	Nilai FOB FOB Value (US\$)	Berat Bersih Net Weight (Kg)	Nilai CIF CIF Value (US\$)
(1)	(2)	(3)	(4)	(5)	(6)	(7)
		Philippines	745	6 910	-	-
		Malaysia	764	6 325	108 258	825 925
		India	-	-	194 522	691 424
		Turkey	-	-	1 128	9 599
		Australia	-	-	491	5 191
		United States	169	4 955	33 520	245 685
		Canada	-	-	18 000	1 378
		Brazil	-	-	525	18 821
		Netherlands Antilles	-	-	204	161
		United Kingdom	-	-	68 688	367 899
		Netherlands	-	-	6 578	103 146
		France	-	-	487	8 586
		Germany	-	-	31 854	355 337
		Austria	-	-	179	3 011
		Belgium	-	-	191	11 135
		Switzerland	-	-	325	7 381
		Denmark	-	-	2 625	23 335
		Sweden	-	-	33	3 261
		Finland	-	-	336	28 900
		Italy	-	-	1 879	21 683
		Poland	-	-	27 614	159 376
		Subtotal	1 769	19 482	1 309 560	6 122 431
748	Transmission Shafts And Cranks					
		Japan	-	-	49 326	271 803
		Hongkong	-	-	3 575	12 533
		Korea,south	-	-	49 939	189 693
		Taiwan	-	-	68 172	64 369
		China	-	-	1 193 678	548 026
		Thailand	-	-	7 985	22 171
		Singapore	5 081	13 720	311 806	565 879
		Malaysia	13 777	36 150	142 864	577 367
		Vietnam	-	-	47 980	28 069
		India	-	-	97 562	109 980
		Batam	-	-	340	2 567
		Australia	-	-	826	2 283
		United States	-	-	17 764	127 479
		Canada	-	-	20 962	57 155
		Mexico	-	-	7	7
		Brazil	-	-	9	140
		United Kingdom	-	-	548 766	1 364 854
		France	-	-	1 481	11 363

Tabel 22. Lanjutan
Table Continued

Komoditi/Commodity			Ekspor/Export		Impor/Import	
SITC	Negara/Country		Berat Bersih Net Weight (Kg)	Nilai FOB FOB Value (US\$)	Berat Bersih Net Weight (Kg)	Nilai CIF CIF Value (US\$)
(1)	(2)	(3)	(4)	(5)	(6)	(7)
		Germany	-	-	64 966	444 388
		Belgium	-	-	32	470
		Switzerland	-	-	1 804	14 241
		Denmark	-	-	17	104
		Sweden	-	-	1 319	4 585
		Finland	-	-	13 024	588 962
		Italy	-	-	32 669	278 215
		Spain	-	-	49	2 394
		Subtotal	18 858	49 870	2 676 922	5 289 097
749	Non-electric Parts And Accessories Of Machinery,n.e.s					
		Japan	-	-	90 178	791 909
		Hongkong	-	-	4 289	9 806
		Korea,south	-	-	37 707	300 294
		Taiwan	26 000	19 514	104 162	352 896
		China	843	280	265 149	574 818
		Thailand	-	-	13 577	23 067
		Singapore	4 781	21 664	30 881	93 930
		Philippines	-	-	8 000	9 045
		Malaysia	32 875	25 896	30 787	37 414
		India	31	1 500	3 487	923
		South Africa	-	-	232	1 288
		Australia	-	-	149 254	243 813
		United States	-	-	39 571	384 250
		Canada	-	-	1 238	439
		Mexico	-	-	1	15
		Brazil	-	-	122	98
		United Kingdom	-	-	494	37 173
		Netherlands	-	-	318	524
		France	-	-	1 569	73 256
		Germany	1 052	10 135	4 740	135 802
		Austria	-	-	94	154
		Belgium	-	-	5	24
		Switzerland	-	-	13	27
		Luxembourg	-	-	2	46
		Denmark	-	-	21	1 170
		Sweden	-	-	1 237	14 652
		Finland	-	-	451	31 622
		Italy	-	-	1 141	8 049
		Subtotal	65 582	78 989	788 720	3 126 504
751	Office Machines					
		Japan	18 000	34 042	-	-

Tabel 22. Lanjutan
Table Continued

Komoditi/Commodity			Ekspor/Export		Impor/Import	
SITC	Negara/Country		Berat Bersih Net Weight (Kg)	Nilai FOB FOB Value (US\$)	Berat Bersih Net Weight (Kg)	Nilai CIF CIF Value (US\$)
(1)	(2)	(3)	(4)	(5)	(6)	(7)
	China		-	-	51 282	92 373
	Singapore		1 310	155 304	-	-
	Malaysia		-	-	4 807	16 862
	Vietnam		-	-	334	1 364
	United States		620	1 198	-	-
	Subtotal		19 930	190 544	56 423	110 599
752	Automatic Data Processing Machines And Units Thereof					
	Japan		-	-	26 550	43 627
	Hongkong		337	17 992	1	100
	Taiwan		-	-	22	424
	China		-	-	123	10 065
	Thailand		217	1 260	-	-
	Singapore		4 300	47 543	-	-
	Malaysia		27 177	17 434	2 299	2 595
	India		-	-	268	2 540
	Australia		49 007	82 015	-	-
	United States		-	-	385	8 991
	France		-	-	19	3 063
	Germany		-	-	4 517	48 070
	Belgium		-	-	6	687
	Denmark		-	-	7	168
	Sweden		-	-	24	2 610
	Subtotal		81 038	166 244	34 221	122 940
759	Parts,n.e.s Of And Accessories For Machine Heading 751 Or 752					
	Hongkong		74	1 602	-	-
	Taiwan		-	-	260	1 795
	China		-	-	62 824	108 562
	Thailand		20	115	-	-
	Singapore		50 662	249 650	-	-
	Malaysia		39 060	121 967	-	-
	Arabia, Saudi		81	515	-	-
	Australia		4 398	11 181	-	-
	United States		-	-	30	1 247
	Germany		-	-	40	253
	Subtotal		94 295	385 030	63 154	111 857
761	Television Receivers					
	China		-	-	244 658	523 860
	Singapore		5 744	26 525	17	839
	Malaysia		1 342	3 055	29 647	79 698
	Australia		-	-	8	475

Tabel 22. Lanjutan
Table Continued

Komoditi/Commodity			Ekspor/Export		Impor/Import	
SITC	Negara/Country		Berat Bersih Net Weight (Kg)	Nilai FOB FOB Value (US\$)	Berat Bersih Net Weight (Kg)	Nilai CIF CIF Value (US\$)
(1)	(2)	(3)	(4)	(5)	(6)	(7)
	Canada		-	-	8	332
	Germany		-	-	214	7 011
	Subtotal		7 086	29 580	274 552	612 215
762	Radio Broadcast Receivers					
	Japan		-	-	141	498
	China		-	-	73 049	86 467
	Malaysia		-	-	5 520	12 796
	Subtotal		-	-	78 710	99 761
763	Sound Recorders Or Reproducers					
	Hongkong		199	515	-	-
	China		-	-	73 030	160 305
	Malaysia		95	50	17 500	655 542
	Arab Emirates, United		2 826	22 500	-	-
	United States		1 785	13 230	-	-
	United Kingdom		168	1 400	-	-
	France		-	-	174	31 976
	Subtotal		5 073	37 695	90 704	847 823
764	Telecommunication Equipment N.e.s And Parts					
	Japan		29	3 858	1 800	7 328
	China		-	-	211 983	1 348 939
	Thailand		1 200	77 689	6 427	322 017
	Singapore		43 193	509 818	2 053	2 862
	Malaysia		4 327	4 520	80	1 210
	Australia		-	-	36	1 460
	United States		-	-	50	37
	Canada		-	-	20	796
	France		-	-	64	17 368
	Germany		-	-	116	2 557
	Switzerland		-	-	33	4 813
	Denmark		-	-	9	234
	Subtotal		48 749	595 885	222 671	1 709 621
771	Electric Power Machinery & Parts					
	Japan		-	-	6 364	52 137
	Hongkong		145	925	-	-
	Korea,south		1 330	40 290	-	-
	Taiwan		-	-	1 091	2 330
	China		-	-	131 864	131 743
	Singapore		2 012	15 641	4 423	3 666
	Malaysia		733	3 329	4 588	13 612
	Australia		-	-	204	8 345
	United States		-	-	2 441	19 943

Tabel 22. Lanjutan
Table Continued

Komoditi/Commodity			Ekspor/Export		Impor/Import	
SITC	Negara/Country		Berat Bersih Net Weight (Kg)	Nilai FOB FOB Value (US\$)	Berat Bersih Net Weight (Kg)	Nilai CIF CIF Value (US\$)
(1)	(2)	(3)	(4)	(5)	(6)	(7)
	Canada		-	-	3 027	73 216
	France		-	-	11 317	121 443
	Germany		-	-	18 431	23 475
	Belgium		-	-	106	2 598
	Switzerland		-	-	8	401
	Sweden		-	-	2 677	1 480
	Finland		-	-	1 580	57 491
	Subtotal		4 220	60 185	188 121	511 880
772	Electrical Apparatus For Making And Breaking Electrical Circuit					
	Japan		-	-	17 107	187 743
	Hongkong		-	-	1 891	35 760
	Korea,south		-	-	75 149	51 249
	Taiwan		-	-	13 220	43 810
	China		-	-	195 633	141 704
	Thailand		180	11 961	6 957	35 517
	Singapore		216	110 984	12 557	47 138
	Malaysia		38 978	10 313	21 026	98 661
	India		-	-	142	1 743
	Sri Lanka		12 962	83 256	-	-
	Batam		-	-	515	14 601
	Australia		-	-	263	4 761
	United States		-	-	6 221	61 068
	Canada		-	-	19	1 634
	Mexico		-	-	6	100
	United Kingdom		-	-	46 776	155 597
	Netherlands		-	-	98	394
	France		-	-	1 011	57 992
	Germany		-	-	14 388	202 797
	Belgium		-	-	24	1 366
	Switzerland		-	-	508	19 521
	Denmark		-	-	15	725
	Sweden		-	-	3 435	8 706
	Finland		-	-	352	13 649
	Italy		-	-	15 425	127 149
	Subtotal		52 336	216 514	432 738	1 313 385
773	Equipment For Distributing Electricity					
	Japan		-	-	23 238	474 310
	Hongkong		-	-	1	25
	Korea,south		-	-	278	612
	Taiwan		-	-	42 839	89 402

Tabel 22. Lanjutan
Table Continued

Komoditi/Commodity			Ekspor/Export		Impor/Import	
SITC	Negara/Country		Berat Bersih Net Weight (Kg)	Nilai FOB FOB Value (US\$)	Berat Bersih Net Weight (Kg)	Nilai CIF CIF Value (US\$)
(1)	(2)	(3)	(4)	(5)	(6)	(7)
		China	-	-	124 701	132 606
		Thailand	-	-	60	25
		Singapore	22	1 500	1 710	16 763
		Malaysia	63 490	84 834	6 501	28 892
		Sri Lanka	1 092	5 565	-	-
		Niger	-	-	10	121
		Australia	-	-	209	153
		United States	-	-	6 924	13 975
		Mexico	-	-	9	166
		Argentina	-	-	1 489	8 812
		United Kingdom	-	-	8	17
		Netherlands	-	-	250	833
		Germany	-	-	9 832	34 719
		Belgium	-	-	31	823
		Denmark	-	-	4	86
		Sweden	-	-	304	328
		Finland	-	-	1	216
		Spain	-	-	1 704	1 276
		Subtotal	64 604	91 899	220 103	804 160
774		Electric Apparatus For Medical Purpose & Radiological Apparatus				
		Japan	-	-	6 260	626 600
		China	-	-	6 876	9 305
		Singapore	2 832	9 349	87	259
		Malaysia	534	482	-	-
		Subtotal	3 366	9 831	13 223	636 164
775		Household Type,electrical And Non-electrical Equipment,n.e.s				
		Japan	-	-	75	272
		Korea,south	-	-	59 016	53 547
		Taiwan	-	-	135	180
		China	-	-	363 110	403 445
		Thailand	-	-	120 918	217 084
		Singapore	2 348	24 424	1 011	4 597
		Malaysia	25	125	50 089	71 363
		India	-	-	2 342	476
		Australia	-	-	2	75
		Denmark	-	-	10	270
		Subtotal	2 373	24 549	596 708	751 309
776		Thermionic,cold Cathode And Photo-cathode Valves And Tubes				
		Japan	865	9 019	394	1 167
		Hongkong	-	-	60 795	151 433

Tabel 22. Lanjutan
Table 22. Continued

Komoditi/Commodity			Ekspor/Export		Impor/Import	
SITC	Negara/Country		Berat Bersih Net Weight (Kg)	Nilai FOB FOB Value (US\$)	Berat Bersih Net Weight (Kg)	Nilai CIF CIF Value (US\$)
(1)	(2)	(3)	(4)	(5)	(6)	(7)
	Taiwan		-	-	143	203
	China		-	-	406 500	1 321 667
	Singapore		300	18 460	136	7 570
	Malaysia		15 505	5 480	34 776	28 636
	India		-	-	8	227
	Australia		-	-	54	2 215
	United States		-	-	55	920
	Canada		-	-	1 795	164 063
	Mexico		-	-	16	107
	Brazil		-	-	1	22
	Germany		-	-	159	17 238
	Belgium		-	-	5	657
	Switzerland		-	-	1	38
	Subtotal		16 670	32 959	504 838	1 696 163
778	Electrical Machinery And Apparatus,n.e.s					
	Japan		35	58 314	660 236	1 905 488
	Hongkong		3 416	9 168	657 371	1 922 893
	Korea,south		2 529	12 194	112 265	40 511
	Taiwan		21	29	562 823	1 015 873
	China		4 863	14 773	2 289 148	1 802 935
	Thailand		-	-	3 228	12 899
	Singapore		1 272	12 497	8 305	68 717
	Philippines		7 896	19 070	54 599	64 875
	Malaysia		11 130	56 357	19 111	70 054
	India		-	-	1 125	18 787
	Sri Lanka		4 504	25 551	-	-
	Arabia, Saudi		91 354	139 895	-	-
	Guinea, Equatorial		106 981	137 240	-	-
	Ghana		72 510	76 080	-	-
	Australia		-	-	200	10 456
	United States		3 953	10 614	24 283	193 577
	Canada		-	-	183	3 258
	Brazil		-	-	31	291
	United Kingdom		-	-	21	1 037
	Netherlands		15 245	305 445	1 507	12 599
	France		-	-	847	18 499
	Germany		-	-	874 407	2 181 134
	Belgium		-	-	12	2 002
	Switzerland		-	-	55	2 801
	Luxembourg		-	-	2	18
	Denmark		-	-	1 436	22 620

Tabel 22. Lanjutan
Table Continued

Komoditi/Commodity			Ekspor/Export		Impor/Import	
SITC	Negara/Country		Berat Bersih Net Weight (Kg)	Nilai FOB FOB Value (US\$)	Berat Bersih Net Weight (Kg)	Nilai CIF CIF Value (US\$)
(1)	(2)	(3)	(4)	(5)	(6)	(7)
		Sweden	-	-	408	26 578
		Finland	-	-	1 016	29 918
		Italy	-	-	169	801
		Spain	-	-	37	196
		Slovenia	-	-	2 350	5 693
		Subtotal	325 709	877 227	5 275 175	9 434 510
781		Passenger Motor Cars				
		Portugal	1 500	2 500	-	-
		Subtotal	1 500	2 500	-	-
782		Motor Vehicle For The Transport Of Goods				
		Japan	-	-	11 262 830	6 191 657
		Malaysia	-	-	2 222	26 317
		Australia	-	-	53 000	28 805
		United States	-	-	2 409	34 200
		Germany	-	-	89 850	664 000
		Sweden	-	-	73 160	150 004
		Subtotal	-	-	11 483 471	7 094 983
783		Road Motor Vehicles,n.e.s				
		Japan	-	-	776 218	440 033
		Korea,south	-	-	21 161	114 626
		China	-	-	8 800	6 048
		Subtotal	-	-	806 179	560 707
784		Parts And Accessories,n.e.s Of The Motor Vehicles				
		Japan	38 221	165 152	136 619	68 292
		Korea,south	-	-	276	480
		Taiwan	-	-	6 966	5 736
		China	-	-	609 060	190 104
		Thailand	-	-	11 895	11 974
		Singapore	23 813	30 649	11 519	11 864
		Philippines	112	1 353	-	-
		Malaysia	82 662	69 924	45 115	6 580
		Brunei Darussalam	66	8 189	-	-
		Vietnam	-	-	259	14 079
		Australia	-	-	911	18 829
		United States	-	-	1 317	8 369
		Mexico	-	-	178	1 477
		Brazil	-	-	198 064	533 303
		United Kingdom	-	-	74	151
		Germany	-	-	117	122
		Denmark	-	-	374	280
		Sweden	-	-	282	2 798

Tabel 22. Lanjutan
Table 22. Continued

Komoditi/Commodity			Ekspor/Export		Impor/Import	
SITC	Negara/Country		Berat Bersih Net Weight (Kg)	Nilai FOB FOB Value (US\$)	Berat Bersih Net Weight (Kg)	Nilai CIF CIF Value (US\$)
(1)	(2)	(3)	(4)	(5)	(6)	(7)
	Italy		-	-	164	1 236
	Subtotal		144 874	275 267	1 023 190	875 674
785	Motorcycles, motor Scooters, and Other Cycles Motorized And Non-mt					
	Japan		1	12	30 710	18 680
	Hongkong		-	-	40	46
	Taiwan		5 781	7 765	162 692	76 941
	China		-	-	3 666 458	2 195 581
	Thailand		-	-	4 550	24 571
	Singapore		12 960	39 920	322	302
	Malaysia		7 011	3 153	160 510	313 456
	Vietnam		38 460	57 438	31 122	10 568
	India		-	-	590 663	148 465
	New Caledonia		-	-	466	243
	United States		-	-	43	953
	United Kingdom		-	-	13	26
	Italy		-	-	207	211
	Subtotal		64 213	108 288	4 647 796	2 790 043
786	Trailer And Other-vehicle, not Motorized					
	Japan		-	-	573 267	278 999
	Taiwan		-	-	1 622	9 587
	China		-	-	28 341	12 961
	Singapore		21 550	22 805	237 356	188 806
	Malaysia		13 110	6 225	90 407	51 776
	Oman		28 200	24 590	-	-
	Arab Emirates, United		210 713	169 657	-	-
	Australia		-	-	5 001	32 932
	United States		-	-	303 672	267 937
	Germany		-	-	529	201
	Subtotal		273 573	223 277	1 240 195	843 199
791	Railway Vehicles And Associated Equipment					
	Malaysia		-	-	168	317
	United States		1 130	3 080	-	-
	Germany		-	-	3 555	138 707
	Finland		-	-	2	47
	Subtotal		1 130	3 080	3 725	139 071
792	Aircraft And Associated Equipment And Parts Thereof, n.e.s					
	Singapore		217	7 750	4	1 635
	Malaysia		28	100	-	-
	Canada		-	-	1	468
	Subtotal		245	7 850	5	2 103

Tabel 22. Lanjutan
Table Continued

Komoditi/Commodity			Ekspor/Export		Impor/Import	
SITC	Negara/Country		Berat Bersih Net Weight (Kg)	Nilai FOB FOB Value (US\$)	Berat Bersih Net Weight (Kg)	Nilai CIF CIF Value (US\$)
(1)	(2)	(3)	(4)	(5)	(6)	(7)
793	Ships,boats And Floating Structures					
	Japan		-	-	4 200	2 161
	Taiwan		-	-	19 119	7 329
	Mongolia		-	-	102 000	13 885
	Malaysia		-	-	939 121	151 165
	Costa Rica		-	-	6 658	28 140
	Subtotal		-	-	1 071 098	202 680
811	Prefabricated Buildings					
	China		-	-	187 360	56 610
	Singapore		-	-	1 800	4 168
	Vietnam		-	-	836 611	682 992
	United States		-	-	5 243	17 240
	Subtotal		-	-	1 031 014	761 010
812	Sanitary,plumbing,heating And Lighting Fixtures And Fittings					
	Taiwan		-	-	744	614
	China		-	-	139 009	87 857
	Singapore		-	-	59 632	109 771
	Malaysia		-	-	43 717	27 583
	India		-	-	1 009	1 200
	Sri Lanka		108	810	-	-
	Subtotal		108	810	244 111	227 025
813	Lighting Fixtures And Fittings					
	Japan		11 785	32 099	1 239	9 457
	Hongkong		-	-	11 784	7 909
	Taiwan		7 372	30 733	-	-
	China		-	-	472 169	364 788
	Thailand		4 442	22 109	-	-
	Singapore		10 627	31 394	17 981	71 388
	Philippines		16 129	63 853	-	-
	Malaysia		7 902	8 677	953	1 942
	Pakistan		28 284	59 313	-	-
	Sri Lanka		14 184	63 691	-	-
	Arabia, Saudi		28 059	103 541	-	-
	Lebanon		2 405	5 741	-	-
	Arab Emirates, United		5 450	24 311	-	-
	Egypt		6 971	31 028	-	-
	Sudan		5 365	12 806	-	-
	Eritrea		2 016	8 830	-	-
	Kenya		6 130	24 167	-	-
			999	234	-	-

Tabel 22. Lanjutan
Table Continued

Komoditi/Commodity			Ekspor/Export		Impor/Import	
SITC	Negara/Country		Berat Bersih Net Weight (Kg)	Nilai FOB FOB Value (US\$)	Berat Bersih Net Weight (Kg)	Nilai CIF CIF Value (US\$)
(1)	(2)	(3)	(4)	(5)	(6)	(7)
		United States	768 903	2 080 265	252	184
		Mexico	103 130	270 595	-	-
		Guatemala	5 214	13 406	-	-
		Brazil	19 353	53 080	-	-
		Colombia	16 831	47 702	-	-
		United Kingdom	14 985	46 753	-	-
		Netherlands	-	-	5	21
		Germany	39 344	122 024	-	-
		Spain	-	-	2 758	10 566
		Greece	19 099	44 721	-	-
		Subtotal	1 144 979	3 201 073	507 141	466 255
821	Furniture And Parts Thereof					
		Japan	17 810 404	26 290 161	316	3 174
		Hongkong	317 528	222 831	2 636	5 400
		Korea,south	1 686 043	1 821 976	-	-
		Taiwan	2 988 278	1 570 000	86 805	14 115
		China	465 719	244 709	507 388	413 026
		Thailand	33 702	14 725	235	191
		Singapore	209 737	219 806	7 390	13 211
		Philippines	26 093	4 988	-	-
		Malaysia	470 385	226 922	28 414	24 837
		Vietnam	11 780	38 168	137	128
		India	8 364	8 447	-	-
		Sri Lanka	650	2 031	-	-
		Batam	-	-	48 249	90 588
		Iran	156 400	108 776	-	-
		Arabia, Saudi	26 244	72 300	-	-
		Lebanon	3 021	8 128	-	-
		Arab Emirates, United	31 058	84 755	-	-
		Egypt	1 885	5 075	-	-
		Reunion	34 247	31 979	-	-
		Mozambique	8 021	6 240	-	-
		South Africa	11 683	17 705	-	-
		Australia	265 182	239 785	-	-
		New Zealand	126 441	83 447	-	-
		Guam	854	4 225	-	-
			1 659	388	-	-
		United States	9 130 355	14 780 851	99	752
		Canada	314 340	469 830	-	-
		Mexico	220 551	393 718	-	-
		Argentina	7 500	20 925	-	-

Tabel 22. Lanjutan
Table Continued

Komoditi/Commodity			Ekspor/Export		Impor/Import	
SITC	Negara/Country		Berat Bersih Net Weight (Kg)	Nilai FOB FOB Value (US\$)	Berat Bersih Net Weight (Kg)	Nilai CIF CIF Value (US\$)
(1)	(2)	(3)	(4)	(5)	(6)	(7)
		Puerto Rico	83 361	140 941	-	-
		Dominican Republic	10 685	35 833	-	-
		Netherlands Antilles	6 745	10 105	-	-
		United Kingdom	1 412 318	2 975 598	-	-
		Netherlands	2 809 657	2 710 434	-	-
		France	170 283	339 027	-	-
		Germany	322 603	724 099	8 402	3 997
		Austria	95 818	237 381	-	-
		Belgium	385 328	459 418	-	-
		Switzerland	16	9	-	-
		Denmark	173 343	140 687	-	-
		Norway	20 473	68 890	-	-
		Sweden	40 742	104 355	-	-
		Finland	19 534	41 762	-	-
		Ireland	599 247	764 563	-	-
		Italy	106 124	259 590	658	520
		Spain	428 209	1 058 526	1 524	7 504
		Iceland	9 420	17 552	-	-
		Greece	28 347	81 778	-	-
		Hungary	48 274	153 983	-	-
		Poland	6 550	17 233	-	-
		Romania	14 130	34 719	-	-
		Slovenia	2 369	8 817	-	-
		Russian Federation	19 966	62 211	-	-
		Subtotal	41 181 666	57 440 402	692 253	577 443
831	Travel Goods					
		Japan	734	5 335	-	-
		Taiwan	-	-	282	271
		China	-	-	66 869	32 611
		Thailand	-	-	143	787
		Singapore	4 309	586 242	-	-
		Malaysia	9 734	15 276	30 797	22 516
		South Africa	32	70	-	-
		New Zealand	592	600	-	-
		United States	251	9 196	-	-
		Switzerland	28	2 096	-	-
		Spain	10	182	-	-
		Subtotal	15 690	618 997	98 091	56 185
841	Men's Coats,jacket,not Knitted					
		Japan	39 759	249 274	-	-
		China	-	-	4 065	1 000

Tabel 22. Lanjutan
Table Continued

Komoditi/Commodity			Ekspor/Export		Impor/Import	
SITC	Negara/Country		Berat Bersih Net Weight (Kg)	Nilai FOB FOB Value (US\$)	Berat Bersih Net Weight (Kg)	Nilai CIF CIF Value (US\$)
(1)	(2)	(3)	(4)	(5)	(6)	(7)
		Singapore	35 361	230 698	-	-
		Malaysia	898 367	2 214 324	-	-
		Cambodia	679	2 560	-	-
		India	-	-	54 461	13 436
		Arabia, Saudi	2 773	10 383	-	-
		Arab Emirates, United	5 412	42 171	-	-
		United States	1 153	50 439	-	-
		Dominican Republic	3 670	2 150	-	-
		United Kingdom	7 556	26 359	-	-
		Netherlands	4 672	53 094	-	-
		Germany	632	9 828	-	-
		Subtotal	1 000 034	2 891 280	58 526	14 436
842		Women's Coats,jacket,not Knitted				
		Singapore	22 047	127 627	-	-
		Malaysia	66 398	112 544	-	-
		Arabia, Saudi	10 369	38 368	-	-
		Australia	10	311	-	-
		United States	3 324	69 379	-	-
		Germany	4 451	104 878	-	-
		Spain	104	1 774	-	-
		Subtotal	106 703	454 881	-	-
843		Men's Coats,jacket,knitted				
		Singapore	279 683	1 733 737	-	-
		Malaysia	65 727	214 950	-	-
		Sri Lanka	7 588	27 912	-	-
		Subtotal	352 998	1 976 599	-	-
844		Women's Coats, Jacket, Knitted				
		Japan	18 118	7 600	-	-
		China	-	-	1 423	478
		Malaysia	12 442	2 181	-	-
		Australia	16	514	-	-
		United States	5 282	99 590	-	-
		Canada	447	10 465	-	-
		United Kingdom	14 186	265 634	-	-
		Netherlands	26 056	357 212	-	-
		France	1 431	23 763	-	-
		Germany	21 407	457 035	-	-
		Belgium	843	13 390	-	-
		Switzerland	3 035	69 192	-	-
		Denmark	1 002	17 708	-	-
		Norway	1 415	35 239	-	-

Tabel 22. Lanjutan
Table Continued

Komoditi/Commodity			Ekspor/Export		Impor/Import	
SITC	Negara/Country		Berat Bersih Net Weight (Kg)	Nilai FOB FOB Value (US\$)	Berat Bersih Net Weight (Kg)	Nilai CIF CIF Value (US\$)
(1)	(2)	(3)	(4)	(5)	(6)	(7)
		Sweden	816	24 330	-	-
		Poland	1 394	8 158	-	-
		Czech Republic	183	3 223	-	-
		Subtotal	108 073	1 395 234	1 423	478
845	Articles Of Apparel, Nes					
		Japan	4 157	1 744	10	54
		Hongkong	64 274	342 624	-	-
		Taiwan	16	41	-	-
		Singapore	32 393	669 919	-	-
		Malaysia	160 105	140 925	-	-
		Cambodia	16 710	54 979	-	-
		Arab Emirates, United	5 900	46 895	-	-
		Australia	10	322	-	-
		United States	7 884	231 457	-	-
		Canada	1 572	43 799	-	-
		United Kingdom	17 356	427 892	-	-
		Netherlands	33 483	859 260	-	-
		France	8 197	196 180	-	-
		Germany	106 076	2 663 670	-	-
		Belgium	801	17 106	-	-
		Switzerland	10 398	251 254	-	-
		Denmark	5 143	115 902	-	-
		Norway	14 345	334 655	-	-
		Sweden	25 742	518 514	-	-
		Spain	455	10 237	-	-
		Subtotal	515 017	6 927 375	10	54
846	Clothing Accessories Of Textiles Fabrics					
		Hongkong	-	-	748	1 722
		Taiwan	-	-	311	760
		China	-	-	557	419
		Malaysia	2 783	2 933	-	-
		South Africa	78	168	-	-
		United States	73	756	-	-
		Germany	40	213	-	-
		Switzerland	184	2 570	-	-
		Spain	104	2 752	-	-
		Subtotal	3 262	9 392	1 616	2 901
848	Articles Of Apparel And Clothing Accessories Of Oth. Than Tex. Fab.					
		Japan	352 089	781 023	32	35
		Hongkong	632 527	327 247	-	-

Tabel 22. Lanjutan
Table 22. Continued

Komoditi/Commodity			Ekspor/Export		Impor/Import	
SITC	Negara/Country		Berat Bersih Net Weight (Kg)	Nilai FOB FOB Value (US\$)	Berat Bersih Net Weight (Kg)	Nilai CIF CIF Value (US\$)
(1)	(2)	(3)	(4)	(5)	(6)	(7)
	Korea,south		1 877	4 790	-	-
	Taiwan		1 220 533	2 427 326	233	1 750
	China		-	-	60 000	38 821
	Papua New Guinea		82 500	170 500	-	-
	Singapore		69 235	151 651	1 907	8 524
	Philippines		19 486	51 922	-	-
	Malaysia		231 702	340 624	695	673
	Nepal		3 005	6 460	-	-
	Vietnam		686 284	471 112	-	-
	India		2 363	6 158	-	-
	Pakistan		29 284	82 530	-	-
	Bangladesh		9 622	19 950	-	-
	Batam		-	-	6 257	17 306
	Iran		16 060	36 300	-	-
	Arabia, Saudi		7 202	17 600	-	-
	Oman		3 832	8 040	-	-
	Turkey		326 145	847 437	-	-
	Arab Emirates, United		89 155	211 200	-	-
	Tunisia		7 860	20 100	-	-
	Sudan		34 000	80 390	-	-
	Kenya		79 160	173 895	-	-
	Mozambique		61 037	149 160	-	-
	Botswana		9 490	19 500	-	-
	Uganda		16 412	35 200	-	-
	Djibouti		31 249	74 880	-	-
	South Africa		32 713	58 410	-	-
	Zimbabwe		7 605	18 655	-	-
	Mauritius		2 754	7 160	-	-
	Australia		59 956	221 041	-	-
	New Zealand		7 895	22 344	-	-
	United States		14 800 785	40 032 762	-	-
	Canada		80 574	278 132	-	-
	Guatemala		15 110	35 313	-	-
	Honduras		39 811	104 582	-	-
	Panama		33 579	69 000	-	-
	Chile		20 957	49 335	-	-
	Venezuela		157 178	384 820	-	-
	Argentina		293 917	727 103	-	-
	Brazil		17 179	43 200	-	-
	Colombia		344 732	846 030	-	-
	Bolivia		8 455	21 450	-	-

Tabel 22. Lanjutan
Table Continued

Komoditi/Commodity			Ekspor/Export		Impor/Import	
SITC	Negara/Country		Berat Bersih Net Weight (Kg)	Nilai FOB FOB Value (US\$)	Berat Bersih Net Weight (Kg)	Nilai CIF CIF Value (US\$)
(1)	(2)	(3)	(4)	(5)	(6)	(7)
		Uruguay	44 059	94 514	-	-
		Ecuador	82 664	198 618	-	-
		Peru	90 107	207 690	-	-
		Jamaica	31 123	69 124	-	-
		Dominican Republic	65 100	136 135	-	-
		El Salvador	31 235	70 000	-	-
		Costa Rica	69 288	142 392	-	-
		Barbados	20 756	52 260	-	-
		United Kingdom	2 265 032	5 200 140	-	-
		Netherlands	420 274	1 092 200	-	-
		France	480 150	1 115 380	-	-
		Germany	794 544	2 377 454	-	-
		Belgium	120 814	303 585	-	-
		Denmark	111 112	345 779	-	-
		Norway	109 968	336 277	-	-
		Ireland	48 910	124 000	-	-
		Italy	5 666 073	12 971 502	-	-
		Spain	1 057 088	2 277 323	-	-
		Portugal	425 517	1 151 434	-	-
		Greece	139 259	331 081	-	-
		Hungary	6 674	17 149	-	-
		Romania	14 304	33 840	-	-
		Bulgaria	32 337	74 250	-	-
		Ukraine	15 368	36 000	-	-
		Slovenia	15 153	38 710	-	-
		Russian Federation	248 696	590 364	-	-
		Subtotal	32 350 914	78 821 533	69 124	67 109
851	Footwear					
		Japan	-	-	15	76
		Korea,south	48 372	47 266	-	-
		Taiwan	18 275	9 501	-	-
		China	-	-	438 380	258 154
		Singapore	8 906	22 001	-	-
		Malaysia	185 748	80 515	67 715	23 743
		Kuwait	133	1 239	-	-
		Samoa	1 401	1 880	-	-
			550	518	-	-
		United States	12 520	266 355	-	-
		Germany	2 322	44 368	-	-
		Italy	28 099	215 156	-	-
		Spain	10 193	99 046	-	-

Tabel 22. Lanjutan
Table 22. Continued

Komoditi/Commodity			Ekspor/Export		Impor/Import	
SITC	Negara/Country		Berat Bersih Net Weight (Kg)	Nilai FOB FOB Value (US\$)	Berat Bersih Net Weight (Kg)	Nilai CIF CIF Value (US\$)
(1)	(2)	(3)	(4)	(5)	(6)	(7)
		Portugal	274	9 457	-	-
		Subtotal	316 793	797 302	506 110	281 973
872		Medical Instruments And Appliances, Nes				
		Japan	-	-	2 038	845
		Hongkong	4 210	15 358	-	-
		Korea,south	-	-	6 074	20 812
		China	-	-	16 733	29 885
		Singapore	1 514	6 821	1 284	2 872
		Malaysia	4 354	14 060	71	2 728
		Yemen	20 012	60 000	-	-
		United States	-	-	1 111	9 722
		Subtotal	30 090	96 239	27 311	66 864
873		Meters And Counters, Nes				
		Japan	-	-	483	19 855
		Korea,south	-	-	12	625
		Taiwan	-	-	88	114
		China	-	-	52 091	59 938
		Thailand	-	-	366	290
		Singapore	-	-	81	6 214
		Malaysia	147	47	1 738	6 166
		India	-	-	139	1 221
		United States	-	-	1 877	21 773
		United Kingdom	-	-	194	2 442
		France	-	-	4	41
		Germany	-	-	446	16 481
		Subtotal	147	47	57 519	135 160
874		Measuring, Checking, Analysing And Controlling Instrument And App.				
		Japan	237	1 185	12 775	544 907
		Hongkong	-	-	126	3 328
		Korea,south	-	-	940	6 511
		Taiwan	-	-	16 697	42 868
		China	664	873	702 279	498 442
		Thailand	-	-	7 471	18 223
		Singapore	1 965	30 594	6 609	247 708
		Malaysia	2 750	59 061	28 508	173 787
		India	45	4 000	595	12 973
		Sri Lanka	1 929	14 390	-	-
		Australia	-	-	1 595	5 624
		New Zealand	-	-	13	392
		United States	-	-	9 403	209 307

Tabel 22. Lanjutan
Table Continued

Komoditi/Commodity			Ekspor/Export		Impor/Import	
SITC	Negara/Country		Berat Bersih Net Weight (Kg)	Nilai FOB FOB Value (US\$)	Berat Bersih Net Weight (Kg)	Nilai CIF CIF Value (US\$)
(1)	(2)	(3)	(4)	(5)	(6)	(7)
	Canada		-	-	764	38 451
	Mexico		-	-	171	1 730
	Argentina		-	-	4 308	25 496
	Brazil		-	-	4	198
	United Kingdom		-	-	9 708	122 113
	Netherlands		-	-	509	11 269
	France		51	3 002	397	11 715
	Germany		-	-	4 961	132 078
	Austria		-	-	118	120
	Belgium		-	-	230	6 361
	Switzerland		-	-	494	25 090
	Denmark		-	-	585	13 810
	Sweden		-	-	135	9 265
	Finland		-	-	98	6 488
	Italy		-	-	20 680	49 311
	Spain		-	-	2	85
	Subtotal		7 641	113 105	830 175	2 217 650
881	Photographic Apparatus And Equipment, Nes					
	China		-	-	2 633	4 651
	Singapore		8 235	3 500	-	-
	Malaysia		4 111	1 551	-	-
	United States		-	-	985	802
	Subtotal		12 346	5 051	3 618	5 453
882	Photographic And Cinematographic Supplies					
	Malaysia		1 809	2 665	185	2 707
	Subtotal		1 809	2 665	185	2 707
884	Optical Goods,n.e.s					
	Japan		134 339	440 394	105	1 645
	Hongkong		56	4 250	-	-
	Korea,south		3 574	208 989	32	226
	Taiwan		2 485	787 200	-	-
	China		-	-	21 886	18 988
	Thailand		6 953	133 365	-	-
	Singapore		8 133	169 005	217	2 615
	Malaysia		4 674	113 267	-	-
	Vietnam		1 376	81 042	-	-
	India		37 974	985 633	23	1 796
	Pakistan		1 218	10 031	-	-
	Bangladesh		1 829	11 870	-	-
	Arabia, Saudi		3 175	26 343	-	-
	Lebanon		1 567	13 987	-	-

Tabel 22. Lanjutan
Table Continued

Komoditi/Commodity			Ekspor/Export		Impor/Import	
SITC	Negara/Country		Berat Bersih Net Weight (Kg)	Nilai FOB FOB Value (US\$)	Berat Bersih Net Weight (Kg)	Nilai CIF CIF Value (US\$)
(1)	(2)	(3)	(4)	(5)	(6)	(7)
		Syria	1 227	128 581	-	-
		Turkey	2 172	76 617	-	-
		Arab Emirates, United	5 461	61 040	-	-
		Bahrain	324	6 353	-	-
		Egypt	4 723	38 188	-	-
		Tunisia	515	30 755	-	-
		Kenya	410	14 932	-	-
		Nigeria	291	3 049	-	-
		South Africa	3 406	56 201	-	-
		Australia	202	7 993	44	40
		New Zealand	56	2 714	-	-
		United States	70 296	1 673 045	-	-
		Canada	181	7 800	-	-
		Mexico	517	29 834	-	-
		Argentina	1 161	13 090	-	-
		Brazil	6 393	57 360	-	-
		Colombia	6 814	160 248	-	-
		Uruguay	4 672	35 000	-	-
		Ecuador	1 056	42 936	-	-
		Peru	861	12 631	-	-
		Dominican Republic	1 299	38 436	-	-
		United Kingdom	6 397	76 790	-	-
		Germany	351	15 962	-	-
		Belgium	372	1 200	-	-
		Italy	1 030	32 511	3	25
		Spain	878	43 047	-	-
		Bulgaria	963	27 159	-	-
		Yugoslavia, Former	12	540	-	-
		Slovakia	680	15 451	-	-
		Russian Federation	46	6 989	-	-
		Subtotal	330 119	5 701 828	22 310	25 335
885		Watches And Clocks				
		Japan	-	-	56	64
		Taiwan	-	-	112	102
		China	-	-	44 108	49 079
		Singapore	24 499	175 824	-	-
		Malaysia	399	182	11 143	12 771
		Iran	-	-	393	304
		Spain	-	-	93	355
		Subtotal	24 898	176 006	55 905	62 675
891		Arms And Ammunition				

Tabel 22. Lanjutan
Table Continued

Komoditi/Commodity			Ekspor/Export		Impor/Import	
SITC	Negara/Country		Berat Bersih Net Weight (Kg)	Nilai FOB FOB Value (US\$)	Berat Bersih Net Weight (Kg)	Nilai CIF CIF Value (US\$)
(1)	(2)	(3)	(4)	(5)	(6)	(7)
	Korea,south		-	-	7 455	8 903
	Subtotal		-	-	7 455	8 903
892	Printed Matter					
	Japan		5	47	302	10 775
	Hongkong		-	-	8 314	37 731
	Korea,south		150	387	1 402	3 040
	Taiwan		139	312	1 324	1 291
	China		-	-	14 963	66 267
	Thailand		52	52	4 632	2 060
	Singapore		2 871	5 380	36 507	36 394
	Malaysia		2 789	9 426	692	1 502
	Cambodia		5 719	17 928	-	-
	Brunei Darussalam		123	628	-	-
	Vietnam		1 127	1 252	-	-
	India		78	2 293	925	106
	Jordan		657	2 187	-	-
	Turkey		23	79	-	-
	Arab Emirates, United		602	2 095	-	-
	United States		293	756	233	2 280
	United Kingdom		20 996	41 452	121	103
	Germany		94	120	151	1 299
	Italy		-	-	24	12
	Subtotal		35 718	84 394	69 590	162 860
893	Article,n.e.s Of Plastics					
	Japan		13 747 419	14 093 949	89 889	111 755
	Hongkong		21 480	8 680	54 544	139 456
	Korea,south		16 040	53 512	84 226	78 282
	Taiwan		-	-	49 342	55 084
	China		57 760	10 162	1 500 495	1 029 680
	Thailand		595	2 024	869 209	365 276
	Singapore		166 606	109 105	27 103	45 584
	Philippines		-	-	3 276	5 039
	Malaysia		308 016	171 266	3 225 026	1 209 680
	Cambodia		5 963	19 315	-	-
	Brunei Darussalam		6	32	-	-
	Vietnam		63	238	320 244	100 169
	India		-	-	3 251	2 923
	Sri Lanka		5 113	27 227	31 900	175 926
	Kuwait		7 420	7 153	-	-
	Jordan		1 512	5 001	-	-
	Lebanon		98	323	-	-

Tabel 22. Lanjutan
Table Continued

Komoditi/Commodity			Ekspor/Export		Impor/Import	
SITC	Negara/Country		Berat Bersih Net Weight (Kg)	Nilai FOB FOB Value (US\$)	Berat Bersih Net Weight (Kg)	Nilai CIF CIF Value (US\$)
(1)	(2)	(3)	(4)	(5)	(6)	(7)
	Turkey		1 459	4 803	6 546	2 286
	Arab Emirates, United		3 773	9 764	-	-
	Australia		14 927	25 698	601	15 965
	United States		1	2	1 088	5 727
	United Kingdom		17	30	372	548
	Netherlands		-	-	129 313	61 757
	Germany		38	36	4 255	4 034
	Belgium		-	-	6	681
	Switzerland		-	-	7	14
	Sweden		-	-	7 676	72 208
	Finland		-	-	193	3 411
	Spain		1 258	1 668	-	-
	Subtotal		14 359 564	14 549 988	6 408 562	3 485 485
894	Baby Carriages, toys, games And Sporting Goods					
	Japan		18 267	27 359	-	-
	Hongkong		-	-	26 000	29 767
	Korea, south		-	-	9 520	31 710
	Taiwan		-	-	24 864	27 124
	China		4 141	5 408	744 906	617 849
	Thailand		5 098	50 877	-	-
	Singapore		6 839	4 417	51 450	32 359
	Philippines		7 400	28 350	5 796	6 754
	Malaysia		5 301	15 524	107 939	110 560
	Vietnam		-	-	8 000	7 822
	Batam		-	-	1 030	2 444
	Iran		-	-	315	243
	Turkey		50	2 438	-	-
	Arab Emirates, United		185	800	-	-
	Egypt		1 979	10 386	-	-
			38	9	-	-
	Mexico		151	1 991	-	-
	Netherlands		249	2 602	-	-
	Switzerland		-	-	9 347	1 277
	Italy		1 252	14 421	-	-
	Malta		809	1 044	-	-
	Subtotal		51 759	165 626	989 167	867 909
895	Office And Stationery Supplies N.e.s					
	Japan		-	-	2 509	7 321
	Hongkong		-	-	36 294	21 053
	Korea, south		-	-	21 646	22 624
	Taiwan		-	-	42	40

Tabel 22. Lanjutan
Table Continued

Komoditi/Commodity			Ekspor/Export		Impor/Import	
SITC	Negara/Country		Berat Bersih Net Weight (Kg)	Nilai FOB FOB Value (US\$)	Berat Bersih Net Weight (Kg)	Nilai CIF CIF Value (US\$)
(1)	(2)	(3)	(4)	(5)	(6)	(7)
	China		-	-	199 150	124 153
	Singapore		98	700	11	126
	Malaysia		4 495	3 158	13 056	13 545
	Vietnam		-	-	3 086	17 783
	India		-	-	59 256	22 237
	Lebanon		329	1 109	-	-
	Arab Emirates, United		466	1 573	-	-
	United States		-	-	37	27
	France		-	-	20	465
	Subtotal		5 388	6 540	335 107	229 374
896	Works Of Art,collectors Pieces And Antiques					
	Taiwan		-	-	7 159	6 220
	China		-	-	26 832	14 359
	Malaysia		50 680	19 511	-	-
	Germany		27	36	-	-
	Belgium		171	112	-	-
	Subtotal		50 878	19 659	33 991	20 579
897	Jewellery,goldsmith And Silversmith Wares And Other Articles					
	China		-	-	9 025	9 490
	Singapore		21	125	-	-
	United States		34	5 251	-	-
	Subtotal		55	5 376	9 025	9 490
898	Musical Instrument And Parts Andaccessories Thereof					
	China		-	-	67 972	82 468
	Singapore		-	-	1	23
	Malaysia		300	895	-	-
	United States		723	203	-	-
	Subtotal		1 023	1 098	67 973	82 491
899	Other Miscellaneous Manufactured Articles,n.e.s					
	Japan		17 471	57 442	27	44
	Hongkong		-	-	160 403	55 523
	Korea,south		23 200	1 302	28 968	13 061
	Taiwan		1 547	5 869	3 172	2 481
	China		-	-	2 313 070	1 521 553
	Thailand		-	-	2 871	4 633
	Singapore		293 503	147 485	26 465	58 206
	Philippines		-	-	884	1 028
	Malaysia		353 846	100 973	147 580	153 276
	Batam		-	-	14 800	7 035
	Arabia, Saudi		1 317	3 395	-	-

Tabel 22. Lanjutan
Table Continued

Komoditi/Commodity			Ekspor/Export		Impor/Import	
SITC	Negara/Country		Berat Bersih Net Weight (Kg)	Nilai FOB FOB Value (US\$)	Berat Bersih Net Weight (Kg)	Nilai CIF CIF Value (US\$)
(1)	(2)	(3)	(4)	(5)	(6)	(7)
	Jordan		108 656	6 467	-	-
	Ghana		242 550	185 500	-	-
	Nigeria		6 335	16 800	-	-
	South Africa		133	288	2	32
	Australia		203 652	428 896	8 323	6 533
	New Zealand		28 498	68 768	-	-
			2 298	538	-	-
	United States		226 491	798 886	331	2 920
	Canada		3 511	8 049	-	-
	Dominican Republic		5 889	3 450	-	-
	United Kingdom		79 649	214 097	-	-
	Netherlands		29 180	59 339	-	-
	France		1 926	5 152	-	-
	Germany		8 818	21 351	-	-
	Austria		2 353	7 350	-	-
	Belgium		16 864	45 337	-	-
	Sweden		243	627	-	-
	Italy		23	95	57	49
	Spain		531	1 736	-	-
	Hungary		104	337	-	-
	Poland		58	193	-	-
	Russian Federation		197	502	-	-
	Subtotal		1 658 843	2 190 224	2 706 953	1 826 374
921	Export For Pebt					
	Korea,south		53 051	44 978	-	-
	Taiwan		2 000	16 996	-	-
	Pakistan		33 000	6 210	-	-
	Arab Emirates, United		14 000	2 300	-	-
	Germany		18 000	31 950	-	-
	Subtotal		120 051	102 434	-	-
TOTAL			7 512 889 051	4 239 409 512	3 221 857 047	953 359 556

Tabel 23. Ekspor dan Impor Sumatera Utara menurut Negara dan Komoditi SITC, 2004
Table 23. Export dan Import of Sumatera Utara by Country and SITC Commodity, 2004

Negara/Country		Komoditi/Commodity	Ekspor/Export		Impor/Import	
SITC	Berat Bersih Net Weight (Kg)		Nilai FOB FOB Value (US\$)	Berat Bersih Net Weight (Kg)	Nilai CIF CIF Value (US\$)	
(1)	(2)	(3)	(4)	(5)	(6)	(7)
Japan						
012		Other Meat, other Edible Meat Offal, fresh, chilled Or Frozen	3 651	17 414	-	-
022		Milk And Cream And Milk Products Other Than Butter Or Cheese	15	8	1 931	1 723
034		Fish, fresh, chilled Or Frozen	94 189	190 405	540	480
035		Fish, dried Salted Or In Brine; smoked Fish	41 096	181 434	-	-
036		Crustaceans Molluscs And Aquatic Invertebrates	7 695 627	63 894 812	2 565	15 973
037		Fish, crustaceans, molluscs And Oth Aquatic Invert, prep Or Preserve	143 068	623 125	1 735	1 551
046		Meal And Flour Of Wheat And Flour Of Meslin	-	-	456 000	82 347
047		Other Cereal Meals And Flours	-	-	1 417 500	311 850
054		Vegetables, fresh Chilled, frozen Or Simply Preserved	3 119 019	2 094 966	207	184
056		Vegetables, roots And Tubers, prepared Or Preserved N.e.s	232 200	82 008	20 194	102 095
057		Fruit And Nut, fresh Or Dried	-	-	4 500	2 940
058		Fruit, preserved And Fruit Preparations	169	76	-	-
059		Fruit Juices And Vegetable Juice	32	49	-	-
061		Sugar, molasses And Honey	6 300 012	239 401	-	-
071		Coffee And Coffee Substitutes	10 255 697	18 937 085	29 160	24 265
074		Tea And Mate	8 000	12 160	444	490
075		Spices	167 545	133 874	-	-
081		Feeding Stuff For Animals	2 790 035	268 706	630 300	268 320
091		Margarine And Shortening	16 900	7 352	7	7
098		Edible Product And Preparations	3	75	5 470	34 441
122		Tobacco, manufactured	25 903	85 995	-	-
211		Hides And Skins, raw	5 356	19 575	-	-
231		Natural Rubber Latex; natural Rubber And Similar Natural Gums	97 661 939	111 024 502	-	-
232		Synthetic Rubber Latex; synthetic Rubber And Reclaimed Rubber	-	-	289 331	387 687
245		Fuel Wood And Wood Charcoal	12 025 255	2 300 303	-	-
246		Wood In Chips Or Particles And Waste	232 269	264 684	-	-
248		Wood, simply Worked And Railway Sleeper Of Wood	13 401 406	11 460 939	-	-
251		Pulp And Waste Paper	4 956 515	2 357 312	-	-
269		Old Clothing And Other Old Textile Articles; rags	2 277	1 609	-	-
272		Fertilizers, crude	245 160	44 750	-	-

Tabel 23. Lanjutan
Table Continued

Negara/Country		Komoditi/Commodity	Ekspor/Export		Impor/Import	
SITC	Berat Bersih Net Weight (Kg)		Nilai FOB FOB Value (US\$)	Berat Bersih Net Weight (Kg)	Nilai CIF CIF Value (US\$)	
(1)	(2)	(3)	(4)	(5)	(6)	(7)
274		Sulphur & Unroasted Iron Pyrites	-	-	80 000	124 000
278		Other Crude Minerals	1 573 860	146 660	51 842	119 944
282		Waste And Scrap Metal Of Iron Or Steel	299 999	316 702	15 869 558	1 818 374
283		Copper Ores And Concentrates	19 685 690	21 057 317	-	-
285		Aluminium Ores And Concentrates	-	-	81 000	30 702
288		Non-ferrous Base Metal Waste And Scrap, N.e.s.	48 529	62 240	-	-
291		Crude Animal Materials,n.e.s	50 796	175 994	-	-
292		Crude Vegetable Materials,n.e.s	313 979	707 510	2 253	5 354
321		Coal,pulverized Or Not	62 802 000	1 469 566	-	-
335		Residual Petroleum Products,nes And Related Materials	18 888	1 265	32 924 505	8 035 499
411		Animal Oils And Fats	6 800	39 620	62 409	55 296
422		Fixed Vegetable Fats And Oils Solid,crude,refined/fractioned	12 420 000	5 374 145	-	-
431		Animal And Vegetable Oil And Fat Processed And Wax Of Animal/veg.	12 100 386	6 919 723	844	931
512		Alcohols,phenols,phenol-alcohols And Their Halogenated	3 764 674	2 995 156	64 270	114 767
513		Carboxylic Acids,and Their Anhydrides,halides,peroxides	7 656 203	5 181 044	-	-
514		Nitrogen-function Compounds	30 000	26 884	265 614	3 960 164
516		Other Organic Chemicals	-	-	377	1 802
522		Inorganic Chemical Elements,oxides And Halogen Salts	-	-	862 395	1 480 323
523		Metallic Salts And Peroxysalts	-	-	180 284	147 159
531		Synthetic Org.colouring Matter	-	-	10 491	68 710
532		Dyeing And Tanning Extracts,and Synthetic Tanning Materials	6 000	28 500	506	4 941
533		Pigments,paints,varnishes And Related Materials	14 419	13 544	65 838	117 582
541		Medicinal & Pharmaceutical Prod.	50	9 694	-	-
542		Medicaments Incl.veterinari Med.	437	19 337	-	-
551		Essential Oils,perfume And Flavour Materials	147 293	270 197	-	-
553		Perfumery,cosmetics And Toilet Preparations	116 513	392 397	297	4 428
554		Soap,cleansing And Polishing Preparation	1 227 000	667 072	69 372	298 532
562		Fertilizers,manufactured	-	-	6 400 000	838 400
571		Polymers Of Ethylene,primary Forms	-	-	750 700	682 759
573		Polimers Of Vinyl Chloride,prmry	-	-	30 000	6 583
575		Other Plastics In Primary Forms	-	-	181 840	278 708
581		Tubes,pipes And Hoses Of Plastic	-	-	58 207	45 786
582		Plates,sheets,film Of Plastics	1	54	10 718	44 650
591		Disinfectants,insecticides,fungicides,etc Put In Forms	4 160	81 060	4 160	81 656
592		Starches,inulin And Wheat Gluten Albuminoidal Substances:glues	-	-	56 925	14 672
597		Additive For Mineral Oils	6	8	502	3 544

Tabel 23. Lanjutan
Table Continued

Negara/Country		Komoditi/Commodity	Ekspor/Export		Impor/Import	
SITC	Berat Bersih Net Weight (Kg)		Nilai FOB FOB Value (US\$)	Berat Bersih Net Weight (Kg)	Nilai CIF CIF Value (US\$)	
(1)	(2)	(3)	(4)	(5)	(6)	(7)
598	Miscellaneous Chemical Products,n.e.s		167 000	113 704	69 249	257 657
611	Leather		4 549	407 818	249	2 427
612	Manufactures Of Leather Or Composition Leather N.e.s		-	-	9	49
621	Materials Of Rubber		-	-	21 341	188 545
625	Rubber Tyre,tyre Cases,tyre Treads,inner Tubes And Tyre Flaps		34 760	40 186	22 405	50 470
629	Articles Of Rubber,n.e.s		24 416	130 179	16 389	229 528
634	Veneers,plywood,improved Or Reconstituted Wood,worked,n.e.s		20 396 891	19 666 733	-	-
635	Wood Manufactures,n.e.s		44 083 783	21 692 866	-	-
641	Paper And Paperboard		23 400	16 523	24 644	95 426
642	Paper And Paperboard Cut To Size Or Shape And Articles Of Paper		77 789	63 113	27 075	78 884
651	Textile Yarn		2 231	936	401 192	1 258 875
657	Special Yarns,textile Fabrics		9 136	60 462	1 706	23 058
658	Made-up Articles,wholly Or Chiefly Of Textile Materials N.e.s		43 857	93 535	-	-
659	Floor Coverings,etc		4 926	8 953	-	-
662	Clay Construction Materials And Refractory Construction Materials		-	-	1 046 903	1 716 070
663	Mineral Manufactures,n.e.s		-	-	22 436	109 871
664	Glass		655	18 032	18 790	27 134
665	Glassware		76 234	49 728	6 708	17 816
666	Pottery		-	-	116	129
671	Pig Iron,spiegeleisen,sponge Iron,ferro-alloys		-	-	74 001	123 121
672	Ingots And Other Primary Forms,of Iron Or Steel		-	-	2 751 085	550 141
673	Flat Rolled Products Not Clad		-	-	6 520 751	1 585 062
675	Flat Rolled Product,alloy Steel		-	-	4 550 457	818 453
676	Iron And Steel Bar,rods,angles,shaped And Sections		-	-	3 289 631	986 488
678	Wire Of Iron Or Steel		-	-	779 104	657 948
679	Tubes,pipes,hollow Profile,pipe Fitting Of Iron Or Steel		24	22	654 752	690 836
682	Copper		202 534	479 588	10 155	144 148
684	Aluminium		141 237 112	229 130 971	237	2 434
685	Lead		50 030	84 400	49	174
686	Zinc		-	-	118 625	93 150
691	Structures And Parts Of Iron,steel Or Aluminium		16 980	29 140	20	73
692	Metal Containers For Storage And Transport		-	-	4 284	13 847
693	Wire Product And Fencing Grills		-	-	79 198	169 800
694	Nails,screws,nuts,bolts,rivets In The Like Of Iron,steel/copper		101	107	14 425	120 238
695	Tools For Use In The Hand Or In Machines		-	-	78 340	431 566

Tabel 23. Lanjutan
Table Continued

Negara/Country		Komoditi/Commodity	Ekspor/Export		Impor/Import	
SITC	Berat Bersih Net Weight (Kg)		Nilai FOB FOB Value (US\$)	Berat Bersih Net Weight (Kg)	Nilai CIF CIF Value (US\$)	
(1)	(2)	(3)	(4)	(5)	(6)	(7)
696	Cutlery		975	1 925	929	1 067
697	Household Equipment Of Base Metal,n.e.s		10 703	31 159	-	-
699	Manufactures Of Base Metal N.e.s		5 980	9 012	31 780	84 321
712	Steam Or Oth Gen.boilers & Parts		-	-	131 851	2 790 737
713	Internal Combustion Piston Engines And Parts		-	-	162 668	301 190
716	Rotating Electric Plant And Parts Thereof,n.e.s		25	7 521	97 562	90 785
718	Other Power Generating Machinery And Parts Thereof,n.e.s		-	-	1 610	77 713
721	Agricultural Machinery And Parts		-	-	13 783	36 295
723	Civil Engineering And Contractor Plant And Equipment And Parts		-	-	3 951 228	2 298 125
724	Textile And Leather Machinery,and Parts Thereof.n.e.s		-	-	2 789	116 846
725	Paper Mill And Pulp Mill Machinery,paper Cutting Machine		-	-	425	21 018
727	Food-processing Machines And Parts Thereof,n.e.s		-	-	3 135	288
728	Other Machine And Equipment Specialized For Particular Industry		161	3 289	296 978	914 911
731	Machine-tools By Removing Metal		-	-	134	451
733	Machine-tool For Working Metal		-	-	23 867	47 921
737	Metal Working Machinery And Part		44	714	38 701	449 065
741	Heating And Cooling Equipment And Parts Thereof,n.e.s		-	-	52 792	371 790
742	Pumps For Liquid And Parts		-	-	27 047	297 101
743	Pumps And Compressors;fans & Blowers;centrifuges And Parts		1 846	425 546	80 333	1 254 686
744	Mechanical Handling Equipment And Parts Thereof,n.e.s		-	-	463 081	678 781
745	Other Non-electical Machinery,tools And Mechanical Apparatus		-	-	13 281	638 629
746	Ball Or Roller Bearing		-	-	34 768	287 109
747	Taps,cocks,valves For Pipes		-	-	15 505	207 230
748	Transmission Shafts And Cranks		-	-	49 326	271 803
749	Non-electric Parts And Accessories Of Machinery,n.e.s		-	-	90 178	791 909
751	Office Machines		18 000	34 042	-	-
752	Automatic Data Processing Machines And Units Thereof		-	-	26 550	43 627
762	Radio Broadcast Receivers		-	-	141	498
764	Telecommunication Equipment N.e.s And Parts		29	3 858	1 800	7 328
771	Electric Power Machinery & Parts		-	-	6 364	52 137
772	Electrical Apparatus For Making And Breaking Electrical Circuit		-	-	17 107	187 743
773	Equipment For Distributing Electricity		-	-	23 238	474 310
774	Electric Apparatus For Medical Purpose & Radiological Apparatus		-	-	6 260	626 600
775	Household Type,electrical And Non-electrical Equipment,n.e.s		-	-	75	272

Tabel 23. Lanjutan
Table Continued

Negara/Country		Komoditi/Commodity	Ekspor/Export		Impor/Import	
SITC	Berat Bersih Net Weight (Kg)		Nilai FOB FOB Value (US\$)	Berat Bersih Net Weight (Kg)	Nilai CIF CIF Value (US\$)	
(1)	(2)	(3)	(4)	(5)	(6)	(7)
776		Thermionic,cold Cathode And Photo-cathode Valves And Tubes	865	9 019	394	1 167
778		Electrical Machinery And Apparatus,n.e.s	35	58 314	660 236	1 905 488
782		Motor Vehicle For The Transport Of Goods	-	-	11 262 830	6 191 657
783		Road Motor Vehicles,n.e.s	-	-	776 218	440 033
784		Parts And Accessories,n.e.s Of The Motor Vehicles	38 221	165 152	136 619	68 292
785		Motorcycles,motor Scooters,and Other Cycles Motorized And Non-mt	1	12	30 710	18 680
786		Trailer And Other-vehicle,not Motorized	-	-	573 267	278 999
793		Ships,boats And Floating Structures	-	-	4 200	2 161
813		Lighting Fixtures And Fittings	11 785	32 099	1 239	9 457
821		Furniture And Parts Thereof	17 810 404	26 290 161	316	3 174
831		Travel Goods	734	5 335	-	-
841		Men's Coats,jacket,not Knitted	39 759	249 274	-	-
844		Women's Coats, Jacket, Knitted	18 118	7 600	-	-
845		Articles Of Apparel, Nes	4 157	1 744	10	54
848		Articles Of Apparel And Clothing Accessories Of Oth. Than Tex. Fab.	352 089	781 023	32	35
851		Footwear	-	-	15	76
872		Medical Instruments And Appliances, Nes	-	-	2 038	845
873		Meters And Counters, Nes	-	-	483	19 855
874		Measuring, Checking, Analysing And Controlling Instrument And App.	237	1 185	12 775	544 907
884		Optical Goods,n.e.s	134 339	440 394	105	1 645
885		Watches And Clocks	-	-	56	64
892		Printed Matter	5	47	302	10 775
893		Article,n.e.s Of Plastics	13 747 419	14 093 949	89 889	111 755
894		Baby Carriages,toys,games And Sporting Goods	18 267	27 359	-	-
895		Office And Stationery Supplies N.e.s	-	-	2 509	7 321
899		Other Miscellaneous Manufactured Articles,n.e.s	17 471	57 442	27	44
		Subtotal	520 399 098	575 022 479	100 768 673	53 101 807
Hongkong						
001		Live Animals Other Than Fish	92 000	92 447	-	-
016		Meat And Edible Meat Offal, Salted, Dried; Edible Flour Of Meat	24 720	65 936	-	-
022		Milk And Cream And Milk Products Other Than Butter Or Cheese	85	2 550	-	-
034		Fish,fresh,chilled Or Frozen	166 649	231 829	-	-
035		Fish,dried Salted Or In Brine;smoked Fish	166 210	131 826	-	-
036		Crustaceans Molluscs And Aquatic Invertebrates	571 221	1 668 156	-	-

Tabel 23. Lanjutan
Table Continued

Negara/Country		Komoditi/Commodity	Ekspor/Export		Impor/Import	
SITC	Berat Bersih Net Weight (Kg)		Nilai FOB FOB Value (US\$)	Berat Bersih Net Weight (Kg)	Nilai CIF CIF Value (US\$)	
(1)	(2)	(3)	(4)	(5)	(6)	(7)
037	Fish, crustaceans, molluscs And Oth Aquatic Invert, prep Or Preserve		15 237	162 683	-	-
048	Cereal Preparations And Preparations Of Flours/starch Of Fruit		12 094	22 947	-	-
054	Vegetables, fresh Chilled, frozen Or Simply Preserved		1 540	1 150	-	-
056	Vegetables, roots And Tubers, prepared Or Preserved N.e.s		720 000	135 040	-	-
057	Fruit And Nut, fresh Or Dried		124 616	120 502	-	-
059	Fruit Juices And Vegetable Juice		6	18	-	-
062	Sugar Confectionery		103 520	168 480	-	-
071	Coffee And Coffee Substitutes		68 157	178 327	-	-
074	Tea And Mate		362	1 535	-	-
075	Spices		230 900	536 329	-	-
091	Margarine And Shortening		3 095 995	1 511 106	-	-
098	Edible Product And Preparations		13 806	415 950	-	-
122	Tobacco, manufactured		30	106	-	-
211	Hides And Skins, raw		190	14 124	-	-
231	Natural Rubber Latex; natural Rubber And Similar Natural Gums		120 960	139 204	-	-
245	Fuel Wood And Wood Charcoal		1 067 537	136 702	-	-
248	Wood, simply Worked And Railway Sleeper Of Wood		9 493 736	3 705 125	-	-
278	Other Crude Minerals		36 800	10 280	497 730	40 691
288	Non-ferrous Base Metal Waste And Scrap, N.e.s.		536 218	1 013 513	-	-
292	Crude Vegetable Materials, n.e.s		66 859	47 651	-	-
325	Coke And Semi Coke Of Coal, of Lignite, or Of Peat		-	-	515 460	40 206
422	Fixed Vegetable Fats And Oils Solid, crude, refined/fractioned		6 854 278	3 021 010	-	-
431	Animal And Vegetable Oil And Fat Processed And Wax Of Animal/veg.		1 613 558	872 565	-	-
512	Alcohols, phenols, phenol-alcohols And Their Halogenated		64 370	72 631	-	-
513	Carboxylic Acids, and Their Anhydrides, halides, peroxides		50 000	26 000	647	850
514	Nitrogen-function Compounds		34 000	30 004	-	-
516	Other Organic Chemicals		193	19 867	-	-
522	Inorganic Chemical Elements, oxides And Halogen Salts		-	-	291 200	121 289
523	Metallic Salts And Peroxysalts		-	-	24 000	3 336
524	Other Inorganic Chemicals; chemical Compound Of Precious Metals		-	-	134 563	32 359
533	Pigments, paints, varnishes And Related Materials		-	-	102 046	80 112
551	Essential Oils, perfume And Flavour Materials		5 149	20 478	-	-
554	Soap, cleansing And Polishing Preparation		25 740 067	12 414 798	5 374	8 914
571	Polymers Of Ethylene, primary Forms		-	-	222 750	181 612

Tabel 23. Lanjutan
Table Continued

Negara/Country		Komoditi/Commodity	Ekspor/Export		Impor/Import	
SITC	Berat Bersih Net Weight (Kg)		Nilai FOB FOB Value (US\$)	Berat Bersih Net Weight (Kg)	Nilai CIF CIF Value (US\$)	
(1)	(2)	(3)	(4)	(5)	(6)	(7)
573	Polimers Of Vinyl Chloride,prmry	-	-	849	3 839	
575	Other Plastics In Primary Forms	446 487	118 111	123	2 520	
579	Waste And Scrap Of Plastics	18 500	1 850	-	-	
581	Tubes,pipes And Hoses Of Plastic	-	-	792	25 661	
582	Plates,sheets,film Of Plastics	-	-	1 524	12 981	
592	Starches ,inulin And Wheat Gluten Albuminoidal Substances:glues	-	-	2 794	1 884	
598	Miscellaneous Chemical Products,n.e.s	-	-	22 364	29 933	
611	Leather	5 984	508 413	-	-	
621	Materials Of Rubber	295 000	543 088	13 138	4 354	
629	Articles Of Rubber,n.e.s	-	-	1 633	7 135	
634	Veneers,plywood,improved Or Reconstituted Wood,worked,n.e.s	6 756 106	3 583 494	-	-	
635	Wood Manufactures,n.e.s	4 188 962	1 760 036	-	-	
641	Paper And Paperboard	347 801	219 422	-	-	
642	Paper And Paperboard Cut To Size Or Shape And Articles Of Paper	17	77	8 560	20 279	
651	Tetile Yarn	-	-	1 386	653	
657	Special Yarns,textile Fabrics	-	-	4 167	3 638	
662	Clay Construction Materials And Refractory Construction Materials	-	-	75 711	15 884	
663	Mineral Manufactures,n.e.s	-	-	174 365	235 240	
664	Glass	-	-	24 722	45 705	
665	Glassware	12 395	5 467	31 208	25 066	
671	Pig Iron,spiegeleisen,sponge Iron,ferro-alloys	-	-	2 072 863	1 956 705	
674	Flat Rolled Product,clad,plated	-	-	8 074	18 347	
675	Flat Rolled Product,alloy Steel	-	-	8 534 847	1 738 833	
676	Iron And Steel Bar,rods,angels,shaped And Sections	-	-	14 794	6 966	
678	Wire Of Iron Or Steel	-	-	56 615	28 417	
679	Tubes,pipes,hollow Profile,pipe Fitting Of Iron Or Steel	-	-	524 000	113 720	
682	Copper	166 098	226 519	187 741	308 318	
684	Alumunium	-	-	2 811	2 143	
693	Wire Product And Fencing Grills	-	-	139 134	55 220	
694	Nails,screws,nuts,bolts,rivets In The Like Of Iron,steel/copper	-	-	5 401	38 007	
695	Tools For Use In The Hand Or In Machines	-	-	32 903	17 601	
697	Household Equipment Of Base Metal,n.e.s	-	-	21 091	10 900	
699	Manufactures Of Base Metal N.e.s	-	-	85 231	52 814	
711	Steam And Other Vapour Generating Boilers And Parts	-	-	8 180	125 482	
712	Steam Or Oth Gen.boilers & Parts	-	-	13 800	241 200	

Tabel 23. Lanjutan
Table Continued

Negara/Country		Komoditi/Commodity	Ekspor/Export		Impor/Import	
SITC	Berat Bersih Net Weight (Kg)		Nilai FOB FOB Value (US\$)	Berat Bersih Net Weight (Kg)	Nilai CIF CIF Value (US\$)	
(1)	(2)	(3)	(4)	(5)	(6)	(7)
713		Internal Combustion Piston Engines And Parts	-	-	270	311
716		Rotating Electric Plant And Parts Thereof,n.e.s	-	-	65	719
718		Other Power Generating Machinery And Parts Thereof,n.e.s	-	-	309	1 608
724		Textile And Leather Machinery,and Parts Thereof.n.e.s	77	386	5 674	12 849
725		Paper Mill And Pulp Mill Machinery,paper Cutting Machine	-	-	589	42 500
726		Printing And Bookbinding Machinery And Parts Thereof,n.e.s	-	-	2 010	9 146
728		Other Machine And Equipment Specialized For Particular Industry	-	-	14 439	11 552
731		Machine-tools By Removing Metal	2 000	4 725	-	-
733		Machine-tool For Working Metal	-	-	3 269	15 980
735		Part,nes For Machine Tools	-	-	837	3 819
737		Metal Working Machinery And Part	-	-	1 834	10 913
741		Heating And Cooling Equipment And Parts Thereof,n.e.s	-	-	162	3 477
742		Pumps For Liquid And Parts	-	-	660	19 287
743		Pumps And Compressors;fans & Blowers;centrifuges And Parts	28 085	716 536	2 205	39 702
745		Other Non-electical Machinery,tools And Mechanical Apparatus	-	-	15 808	16 236
746		Ball Or Roller Bearing	-	-	7	484
747		Taps,cocks,valves For Pipes	-	-	3 360	53 845
748		Transmission Shafts And Cranks	-	-	3 575	12 533
749		Non-electric Parts And Accessories Of Machinery,n.e.s	-	-	4 289	9 806
752		Automatic Data Processing Machines And Units Thereof	337	17 992	1	100
759		Parts,n.e.s Of And Accessories For Machine Heading 751 Or 752	74	1 602	-	-
763		Sound Recorders Or Reproducers	199	515	-	-
771		Electric Power Machinery & Parts	145	925	-	-
772		Electrical Apparatus For Making And Breaking Electrical Circuit	-	-	1 891	35 760
773		Equipment For Distributing Electricity	-	-	1	25
776		Thermionic,cold Cathode And Photo-cathode Valves And Tubes	-	-	60 795	151 433
778		Electrical Machinery And Apparatus,n.e.s	3 416	9 168	657 371	1 922 893
785		Motorcycles,motor Scooters,and Other Cycles Motorized And Non-mt	-	-	40	46
813		Lighting Fixtures And Fittings	-	-	11 784	7 909
821		Furniture And Parts Thereof	317 528	222 831	2 636	5 400
845		Articles Of Apparel, Nes	64 274	342 624	-	-
846		Clothing Accessories Of Textiles Fabrics	-	-	748	1 722
848		Articles Of Apparel And Clothing Accessories Of Oth. Than Tex. Fab.	632 527	327 247	-	-
872		Medical Instruments And Appliances, Nes	4 210	15 358	-	-

Tabel 23. Lanjutan
Table Continued

Negara/Country		Komoditi/Commodity	Ekspor/Export		Impor/Import	
SITC	Berat Bersih Net Weight (Kg)		Nilai FOB FOB Value (US\$)	Berat Bersih Net Weight (Kg)	Nilai CIF CIF Value (US\$)	
(1)	(2)	(3)	(4)	(5)	(6)	(7)
874	Measuring, Checking, Analysing And Controlling Instrument And App.	-	-	126	3 328	
884	Optical Goods,n.e.s	56	4 250	-	-	
892	Printed Matter	-	-	8 314	37 731	
893	Article,n.e.s Of Plastics	21 480	8 680	54 544	139 456	
894	Baby Carriages,toys,games And Sporting Goods	-	-	26 000	29 767	
895	Office And Stationery Supplies N.e.s	-	-	36 294	21 053	
899	Other Miscellaneous Manufactured Articles,n.e.s	-	-	160 403	55 523	
	Subtotal	64 402 821	35 630 185	14 944 901	8 335 727	
Korea,north						
611	Leather	36	2 200	-	-	
651	Tetile Yarn	-	-	79 958	273 456	
	Subtotal	36	2 200	79 958	273 456	
Korea,south						
012	Other Meat,other Edible Meat Offal,fresh,chilled Or Frozen	18 732	54 709	-	-	
034	Fish,fresh,chilled Or Frozen	64 151	75 276	-	-	
036	Crustaceans Moluscs And Aquatic Invertebrates	329 320	567 364	-	-	
048	Cereal Preparations And Preparations Of Flours/starch Of Fruit	-	-	8 064	12 382	
054	Vegetables,fresh Chilled,frozen Or Simply Preserved	2	3	-	-	
057	Fruit And Nut,fresh Or Dried	175 621	43 886	-	-	
061	Sugar,molasses And Honey	3 500 300	152 000	5 107 200	1 673 357	
062	Sugar Confectionery	567 801	3 287 237	-	-	
071	Coffee And Coffee Substitutes	40 259	182 011	-	-	
073	Chocolate And Other Food Preparations Containing Cocoa N.e.s	27 946	185 583	-	-	
074	Tea And Mate	500	3 750	-	-	
075	Spices	132 409	95 110	-	-	
081	Feeding Stuff For Animals	93 659 500	5 868 869	1 288 008	743 173	
098	Edible Product And Preparations	-	-	5 894 560	8 171 458	
231	Natural Rubber Latex;natural Rubber And Similar Natural Gums	35 467 737	40 703 666	-	-	
232	Synthetic Rubber Latex;synthetic Rubber And Reclaimed Rubber	69 350	17 778	1 027 000	1 218 498	
245	Fuel Wood And Wood Charcoal	2 738 751	355 199	-	-	
247	Wood In The Rough Or Roughly Squared	17 871	12 167	-	-	
248	Wood,Simply Worked And Railway Sleeper Of Wood	3 319 863	1 736 975	-	-	
266	Synthetic Fibres Suitable For Spinning	-	-	26 962	28 723	
272	Fertilizers,crude	219 200	16 368	-	-	
273	Stone,sand And Gravel	-	-	72 000	7 380	

Tabel 23. Lanjutan
Table Continued

Negara/Country		Komoditi/Commodity	Ekspor/Export		Impor/Import	
SITC	Berat Bersih Net Weight (Kg)		Nilai FOB FOB Value (US\$)	Berat Bersih Net Weight (Kg)	Nilai CIF CIF Value (US\$)	
(1)	(2)	(3)	(4)	(5)	(6)	(7)
274		Sulphur & Unroasted Iron Pyrites	-	-	297 995	75 700
278		Other Crude Minerals	-	-	36 000	6 422
285		Aluminium Ores And Concentrates	-	-	27	4 595
288		Non-ferrous Base Metal Waste And Scrap, N.e.s.	170 699	211 422	-	-
291		Crude Animal Materials,n.e.s	14 320	11 774	-	-
292		Crude Vegetable Materials,n.e.s	259 040	141 945	-	-
334		Petroleum Products,refined	-	-	13 168	9 146
335		Residual Petroleum Products,nes And Related Materials	-	-	809 772	228 158
411		Animal Oils And Fats	-	-	142 346	88 324
422		Fixed Vegetable Fats And Oils Solid,crude,refined/fractioned	304 768	849 520	-	-
431		Animal And Vegetable Oil And Fat Processed And Wax Of Animal/veg.	20 286 072	11 611 895	-	-
511		Hydrocarbon,n.e.s And Their Halogenated,nitrated Derivatives	-	-	177 914	78 988
512		Alcohols,phenols,phenol-alcohols And Their Halogenated	1 830 473	1 359 968	36 115	35 027
513		Carboxylic Acids,and Their Anhydrides,halides,peroxides	5 427 161	2 770 231	64 000	13 973
514		Nitrogen-function Compounds	1 675 000	1 331 094	480 000	800 738
515		Organo-inorganic And Heterocyclic Compounds	44 000	248 062	-	-
516		Other Organic Chemicals	-	-	650	3 896
522		Inorganic Chemical Elements,oxides And Halogen Salts	1 480	1 213	1 309 321	720 319
523		Metallic Salts And Peroxysalts	-	-	1 073 978	292 156
524		Other Inorganic Chemicals;chemical Compound Of Precious Metals	-	-	221 760	66 728
531		Synthetic Org.colouring Matter	-	-	220	116
533		Pigments,paints,varnishes And Related Materials	-	-	76 209	29 765
554		Soap,cleansing And Polishing Preparation	2 561 496	1 330 453	1 881 600	357 504
562		Fertilizers,manufactured	-	-	36 795 000	6 600 593
571		Polymers Of Ethylene,primary Forms	-	-	663 062	600 707
573		Polimers Of Vinyl Chloride,prmry	-	-	2 398 452	496 901
574		Poliacetals,polycarbon,primary	-	-	225 834	123 352
575		Other Plastics In Primary Forms	-	-	1 819 139	1 539 954
581		Tubes,pipes And Hoses Of Plastic	-	-	83	64
582		Plates,sheets,film Of Plastics	-	-	24 553	25 610
592		Starches,inulin And Wheat Gluten Albuminoidal Substances;glues	-	-	1 040 154	294 603
597		Additive For Mineral Oils	-	-	64 460	44 120
598		Miscellaneous Chemical Products,n.e.s	17 000	340	127 224	68 787
611		Leather	361	59 538	-	-
612		Manufactures Of Leather Or Composition Leather N.e.s	-	-	1 154	803

Tabel 23. Lanjutan
Table Continued

Negara/Country		Komoditi/Commodity	Ekspor/Export		Impor/Import	
SITC	Berat Bersih Net Weight (Kg)		Nilai FOB FOB Value (US\$)	Berat Bersih Net Weight (Kg)	Nilai CIF CIF Value (US\$)	
(1)	(2)	(3)	(4)	(5)	(6)	(7)
621		Materials Of Rubber	374 992	656 239	62 080	34 464
625		Rubber Tyre,tyre Cases,tyre Treads,inner Tubes And Tyre Flaps	17 000	4 760	87 415	67 996
629		Articles Of Rubber,n.e.s	-	-	3 728	21 260
633		Cork Manufactures	2 521	600	-	-
634		Veneers,plywood,improved Or Reconstituted Wood,worked,n.e.s	20 956 066	6 652 986	15 594	8 052
635		Wood Manufactures,n.e.s	5 620 596	2 986 648	-	-
641		Paper And Paperboard	920 685	970 023	1 127 294	610 891
642		Paper And Paperboard Cut To Size Or Shape And Articles Of Paper	-	-	6 042	5 518
651		Tetile Yarn	16 329	53 150	422	1 163
657		Special Yarns,textile Fabrics	1 119	5 108	11 889	118 510
661		Lime,cement And Fabricated Construction Materials	57 622	25 508	-	-
662		Clay Construction Materials And Refactory Construction Materials	255 206	95 040	-	-
663		Mineral Manufactures,n.e.s	-	-	726	692
664		Glass	165 425	80 853	16 000	12 624
665		Glassware	-	-	1 125 551	593 341
671		Pig Iron,spiegeleisen,sponge Iron,ferro-alloys	-	-	118 000	110 600
673		Flat Rolled Products Not Clad	-	-	2 018 084	982 434
674		Flat Rolled Product,clad,plated	-	-	116 900	141 011
675		Flat Rolled Product,alloy Steel	-	-	26 460	16 883
676		Iron And Steel Bar,rods,angels,shaped And Sections	-	-	792 971	504 156
677		Rail And Railway Tract Construction Material Of Iron Or Steel	-	-	89 197	41 630
678		Wire Of Iron Or Steel	-	-	1 137 390	422 862
679		Tubes,pipes,hollow Profile,pipe Fitting Of Iron Or Steel	-	-	27 411	48 488
684		Alumunium	-	-	29 920	116 341
686		Zinc	-	-	2 275 053	2 336 372
691		Structures And Parts Of Iron,steel Or Aluminium	-	-	12 649	10 819
694		Nails,screws,nuts,bolts,rivets In The Like Of Iron,steel/copper	2	2	359 382	444 398
695		Tools For Use In The Hand Or In Machines	-	-	7 021	7 849
697		Household Equipment Of Base Metal,n.e.s	-	-	5 709	6 518
699		Manufactures Of Base Metal N.e.s	-	-	34 177	229 185
711		Steam And Other Vapour Generating Boilers And Parts	-	-	14 000	5 500
713		Internal Combustion Piston Engines And Parts	-	-	2 695	1 857
716		Rotating Electric Plant And Parts Thereof,n.e.s	-	-	28	179
721		Agricultural Machinery And Parts	-	-	213 803	2 456 231
723		Civil Engineering And Contractor Plant And Equipment And	-	-	131 307	119 958

Tabel 23. Lanjutan
Table Continued

Negara/Country		Komoditi/Commodity	Ekspor/Export		Impor/Import	
SITC	Berat Bersih Net Weight (Kg)		Nilai FOB FOB Value (US\$)	Berat Bersih Net Weight (Kg)	Nilai CIF CIF Value (US\$)	
(1)	(2)	(3)	(4)	(5)	(6)	(7)
		Parts				
	728	Other Machine And Equipment Specialized For Particular Industry	1 357	6 189	37 042	21 035
	737	Metal Working Machinery And Part	-	-	485	5 250
	741	Heating And Cooling Equipment And Parts Thereof,n.e.s	-	-	36 894	186 832
	742	Pumps For Liquid And Parts	-	-	1 116	10 564
	744	Mechanical Handling Equipment And Parts Thereof,n.e.s	-	-	189 808	355 344
	745	Other Non-electical Machinery,tools And Mechanical Apparatus	-	-	13 274	621 061
	746	Ball Or Roller Bearing	-	-	209	252
	747	Taps,cocks,valves For Pipes	-	-	9 406	90 584
	748	Transmission Shafts And Cranks	-	-	49 939	189 693
	749	Non-electric Parts And Accessories Of Machinery,n.e.s	-	-	37 707	300 294
	771	Electric Power Machinery & Parts	1 330	40 290	-	-
	772	Electrical Apparatus For Making And Breaking Electrical Circuit	-	-	75 149	51 249
	773	Equipment For Distributing Electricity	-	-	278	612
	775	Household Type,electrical And Non-electrical Equipment,n.e.s	-	-	59 016	53 547
	778	Electrical Machinery And Apparatus,n.e.s	2 529	12 194	112 265	40 511
	783	Road Motor Vehicles,n.e.s	-	-	21 161	114 626
	784	Parts And Accessories,n.e.s Of The Motor Vehicles	-	-	276	480
	821	Furniture And Parts Thereof	1 686 043	1 821 976	-	-
	848	Articles Of Apparel And Clothing Accessories Of Oth. Than Tex. Fab.	1 877	4 790	-	-
	851	Footwear	48 372	47 266	-	-
	872	Medical Instruments And Appliances, Nes	-	-	6 074	20 812
	873	Meters And Counters, Nes	-	-	12	625
	874	Measuring, Checking, Analysing And Controlling Instrument And App.	-	-	940	6 511
	884	Optical Goods,n.e.s	3 574	208 989	32	226
	891	Arms And Ammunition	-	-	7 455	8 903
	892	Printed Matter	150	387	1 402	3 040
	893	Article,n.e.s Of Plastics	16 040	53 512	84 226	78 282
	894	Baby Carriages,toys,games And Sporting Goods	-	-	9 520	31 710
	895	Office And Stationery Supplies N.e.s	-	-	21 646	22 624
	899	Other Miscellaneous Manufactured Articles,n.e.s	23 200	1 302	28 968	13 061
	921	Export For Pebt	53 051	44 978	-	-
		Subtotal	203 166 269	87 058 196	73 877 182	36 167 530
	Taiwan					
	012	Other Meat,other Edible Meat Offal,fresh,chilled Or Frozen	3 295	3 975	-	-

Tabel 23. Lanjutan
Table Continued

Negara/Country		Komoditi/Commodity	Ekspor/Export		Impor/Import	
SITC	Berat Bersih Net Weight (Kg)		Nilai FOB FOB Value (US\$)	Berat Bersih Net Weight (Kg)	Nilai CIF CIF Value (US\$)	
(1)	(2)	(3)	(4)	(5)	(6)	(7)
034	Fish,fresh,chilled Or Frozen		159 543	88 114	-	-
036	Crustaceans Molluscs And Aquatic Invertebrates		440 734	1 023 303	-	-
054	Vegetables,fresh Chilled,frozen Or Simply Preserved		521 187	65 288	46 650	12 689
056	Vegetables,roots And Tubers,prepared Or Preserved N.e.s		5 099 998	1 636 380	-	-
057	Fruit And Nut,fresh Or Dried		32 236	4 513	27 243	21 680
058	Fruit,preserved And Fruit Preparations		423 975	264 337	-	-
059	Fruit Juices And Vegetable Juice		585 123	419 475	-	-
062	Sugar Confectionery		164 181	743 369	-	-
071	Coffee And Coffee Substitutes		1 400 823	2 676 957	-	-
073	Chocolate And Other Food Preparations Containing Cocoa N.e.s		210 581	1 227 915	-	-
074	Tea And Mate		195 631	170 635	-	-
075	Spices		25 521	11 493	-	-
081	Feeding Stuff For Animals		83 500	5 427	541 385	361 212
098	Edible Product And Preparations		128	322	-	-
223	Oil Seeds Use For Extraction Of Other Fixed Vegetable Oils		8 000	7 200	-	-
231	Natural Rubber Latex;natural Rubber And Similar Natural Gums		6 410 399	7 594 876	-	-
232	Synthetic Rubber Latex;synthetic Rubber And Reclaimed Rubber		25 780	5 718	214 194	140 306
245	Fuel Wood And Wood Charcoal		4 064 786	645 957	-	-
246	Wood In Chips Or Particles And Waste		592 706	107 950	-	-
248	Wood, simply Worked And Railway Sleeper Of Wood		1 913 510	694 798	205 857	35 170
251	Pulp And Waste Paper		100 929	78 681	-	-
273	Stone,sand And Gravel		-	-	2 418	3 470
277	Natural Abrasives,n.e.s		-	-	1 413	3 450
278	Other Crude Minerals		76 650	14 151	1 608 896	362 596
282	Waste And Scrap Metal Of Iron Or Steel		176 000	225 060	2 243 010	381 676
287	Ores And Concentrates Of Base Metals,n.e.s		-	-	29 427	26 867
288	Non-ferrous Base Metal Waste And Scrap, N.e.s.		112 498	159 665	-	-
292	Crude Vegetable Materials,n.e.s		1 051 144	412 651	13 499	13 277
334	Petroleum Products,refined		-	-	52	31
335	Residual Petroleum Products,nes And Related Materials		-	-	472 643	100 930
411	Animal Oils And Fats		-	-	18 000	9 630
422	Fixed Vegetable Fats And Oils Solid,crude,refined/fractioned		452 688	308 836	-	-
431	Animal And Vegetable Oil And Fat Processed And Wax Of Animal/veg.		12 884 576	5 822 531	-	-
511	Hydrocarbon,n.e.s And Their Halogenated,nitrated Derivatives		-	-	3 967	1 940
512	Alcohols,phenols,phenol-alcohols And Their Halogenated		860 462	704 753	-	-

Tabel 23. Lanjutan
Table Continued

Negara/Country		Komoditi/Commodity	Ekspor/Export		Impor/Import	
SITC	Berat Bersih Net Weight (Kg)		Nilai FOB FOB Value (US\$)	Berat Bersih Net Weight (Kg)	Nilai CIF CIF Value (US\$)	
(1)	(2)	(3)	(4)	(5)	(6)	(7)
513		Carboxylic Acids, and Their Anhydrides, halides, peroxides	256 300	188 456	44 057	29 142
514		Nitrogen-function Compounds	1 200 000	916 199	463 500	122 721
516		Other Organic Chemicals	-	-	57 969	53 004
522		Inorganic Chemical Elements, oxides And Halogen Salts	-	-	396 383	389 090
523		Metallic Salts And Peroxysalts	-	-	5 650 248	1 635 903
524		Other Inorganic Chemicals; chemical Compound Of Precious Metals	-	-	165 365	40 828
531		Synthetic Org. colouring Matter	-	-	5 071	4 899
532		Dyeing And Tanning Extracts, and Synthetic Tanning Materials	-	-	4 116	14 876
533		Pigments, paints, varnishes And Related Materials	-	-	2 490 804	538 113
553		Perfumery, cosmetics And Toilet Preparations	-	-	696	2 872
554		Soap, cleansing And Polishing Preparation	375 740	204 720	19 933	23 656
572		Polimers Of Styrene, primary Form	-	-	34 000	27 540
575		Other Plastics In Primary Forms	-	-	88 121	42 704
579		Waste And Scrap Of Plastics	4 800	1 930	-	-
581		Tubes, pipes And Hoses Of Plastic	-	-	7 524	45 174
582		Plates, sheets, film Of Plastics	-	-	128 583	131 989
591		Disinfectants, insecticides, fungicides, etc Put In Forms	39 165	523 979	-	-
592		Starches, inulin And Wheat Gluten Albuminoidal Substances; glues	3 135 795	1 022 295	8 351	23 119
597		Additive For Mineral Oils	-	-	369	1 748
598		Miscellaneous Chemical Products, n.e.s	899 000	541 258	326 874	282 011
621		Materials Of Rubber	-	-	8 440	8 235
625		Rubber Tyre, tyre Cases, tyre Treads, inner Tubes And Tyre Flaps	-	-	15 478	7 492
629		Articles Of Rubber, n.e.s	14 642	3 887	8 895	12 134
633		Cork Manufactures	-	-	2 881	6 500
634		Veneers, plywood, improved Or Reconstituted Wood, worked, n.e.s	2 971 045	1 043 393	61	120
635		Wood Manufactures, n.e.s	3 640 740	2 068 221	-	-
641		Paper And Paperboard	1 405 115	554 391	2 547 441	1 237 132
642		Paper And Paperboard Cut To Size Or Shape And Articles Of Paper	196 900	75 196	180 696	339 701
651		Textile Yarn	-	-	37 729	17 269
653		Fabrics, woven, of Man-made Fibres	-	-	17 875	46 855
657		Special Yarns, textile Fabrics	-	-	277 967	1 028 108
658		Made-up Articles, wholly Or Chiefly Of Textile Materials N.e.s	9	24	-	-
662		Clay Construction Materials And Refractory Construction Materials	194 226	80 680	3 104 566	608 383
663		Mineral Manufactures, n.e.s	-	-	216 545	47 385

Tabel 23. Lanjutan
Table Continued

Negara/Country		Komoditi/Commodity	Ekspor/Export		Impor/Import	
SITC	Berat Bersih Net Weight (Kg)		Nilai FOB FOB Value (US\$)	Berat Bersih Net Weight (Kg)	Nilai CIF CIF Value (US\$)	
(1)	(2)	(3)	(4)	(5)	(6)	(7)
664	Glass		117 963	67 402	283	1 730
665	Glassware		51 833	29 328	183 346	69 517
671	Pig Iron,spiegeleisen,sponge Iron,ferro-alloys		-	-	6 138	9 000
672	Ingots And Other Primary Forms,of Iron Or Steel		-	-	2 786 900	510 709
673	Flat Rolled Products Not Clad		-	-	768 271	177 807
674	Flat Rolled Product,clad,plated		-	-	88	151
675	Flat Rolled Product,alloy Steel		-	-	1 937 480	791 347
676	Iron And Steel Bar,rods,angels,shaped And Sections		-	-	236 246	89 097
678	Wire Of Iron Or Steel		-	-	312 997	127 749
679	Tubes,pipes,hollow Profile,pipe Fitting Of Iron Or Steel		307 842	93 058	59 517	71 293
682	Copper		66 000	84 480	3 371	16 452
683	Nickel		-	-	12 109	22 000
684	Alumunium		10 027 938	16 069 527	12 041	9 441
686	Zinc		-	-	111 844	53 128
692	Metal Containers For Storage And Transport		-	-	70 603	72 228
693	Wire Product And Fencing Grills		-	-	2 345	2 613
694	Nails,screws,nuts,bolts,rivets In The Like Of Iron,steel/copper		-	-	56 113	45 273
695	Tools For Use In The Hand Or In Machines		960	2 052	31 228	84 500
696	Cutlery		-	-	121	2 841
697	Household Equipment Of Base Metal,n.e.s		81 320	15 156	311	295
699	Manufactures Of Base Metal N.e.s		90 310	25 196	171 284	121 836
713	Internal Combustion Piston Engines And Parts		6	8	118 046	173 399
716	Rotating Electric Plant And Parts Thereof,n.e.s		50	2 343	55 936	52 806
718	Other Power Generating Machinery And Parts Thereof,n.e.s		-	-	1 172	995
721	Agricultural Machinery And Parts		-	-	21 563	64 836
723	Civil Engineering And Contractor Plant And Equipment And Parts		-	-	62 354	67 787
724	Textile And Leather Machinery,and Parts Thereof.n.e.s		-	-	126 575	154 064
725	Paper Mill And Pulp Mill Machinery,paper Cutting Machine		1 640	500	61 313	181 294
726	Printing And Bookbinding Machinery And Parts Thereof,n.e.s		574	5 358	98 113	1 001 223
727	Food-processing Machines And Parts Thereof,n.e.s		-	-	53 883	102 789
728	Other Machine And Equipment Specialized For Particular Industry		301	2 915	896 574	2 701 559
731	Machine-tools By Removing Metal		-	-	90 249	372 893
733	Machine-tool For Working Metal		-	-	311 074	562 746
735	Part,nes For Machine Tools		-	-	6 465	52 419
737	Metal Working Machinery And Part		-	-	57 457	75 263

Tabel 23. Lanjutan
Table Continued

Negara/Country		Komoditi/Commodity	Ekspor/Export		Impor/Import	
SITC	Berat Bersih Net Weight (Kg)		Nilai FOB FOB Value (US\$)	Berat Bersih Net Weight (Kg)	Nilai CIF CIF Value (US\$)	
(1)	(2)	(3)	(4)	(5)	(6)	(7)
741		Heating And Cooling Equipment And Parts Thereof,n.e.s	279	506	446 242	1 471 899
742		Pumps For Liquid And Parts	-	-	8 614	30 381
743		Pumps And Compressors;fans & Blowers;centrifuges And Parts	220	100	15 042	49 367
744		Mechanical Handling Equipment And Parts Thereof,n.e.s	-	-	54 348	196 916
745		Other Non-electical Machinery,tools And Mechanical Apparatus	100	750	105 048	144 724
746		Ball Or Roller Bearing	-	-	26 998	34 182
747		Taps,cocks,valves For Pipes	-	-	14 347	70 158
748		Transmission Shafts And Cranks	-	-	68 172	64 369
749		Non-electric Parts And Accessories Of Machinery,n.e.s	26 000	19 514	104 162	352 896
752		Automatic Data Processing Machines And Units Thereof	-	-	22	424
759		Parts,n.e.s Of And Accessories For Machine Heading 751 Or 752	-	-	260	1 795
771		Electric Power Machinery & Parts	-	-	1 091	2 330
772		Electrical Apparatus For Making And Breaking Electrical Circuit	-	-	13 220	43 810
773		Equipment For Distributing Electricity	-	-	42 839	89 402
775		Household Type,electrical And Non-electrical Equipment,n.e.s	-	-	135	180
776		Thermionic,cold Cathode And Photo-cathode Valves And Tubes	-	-	143	203
778		Electrical Machinery And Apparatus,n.e.s	21	29	562 823	1 015 873
784		Parts And Accessories,n.e.s Of The Motor Vehicles	-	-	6 966	5 736
785		Motorcycles,motor Scooters,and Other Cycles Motorized And Non-mt	5 781	7 765	162 692	76 941
786		Trailer And Other-vehicle,not Motorized	-	-	1 622	9 587
793		Ships,boats And Floating Structures	-	-	19 119	7 329
812		Sanitary,plumbing,heating And Lighting Fixtures And Fittings	-	-	744	614
813		Lighting Fixtures And Fittings	7 372	30 733	-	-
821		Furniture And Parts Thereof	2 988 278	1 570 000	86 805	14 115
831		Travel Goods	-	-	282	271
845		Articles Of Apparel, Nes	16	41	-	-
846		Clothing Accessories Of Textiles Fabrics	-	-	311	760
848		Articles Of Apparel And Clothing Accessories Of Oth. Than Tex. Fab.	1 220 533	2 427 326	233	1 750
851		Footwear	18 275	9 501	-	-
873		Meters And Counters, Nes	-	-	88	114
874		Measuring, Checking, Analysing And Controlling Instrument And App.	-	-	16 697	42 868
884		Optical Goods,n.e.s	2 485	787 200	-	-
885		Watches And Clocks	-	-	112	102
892		Printed Matter	139	312	1 324	1 291

Tabel 23. Lanjutan
Table Continued

Negara/Country		Komoditi/Commodity	Ekspor/Export		Impor/Import	
SITC	Berat Bersih Net Weight (Kg)		Nilai FOB FOB Value (US\$)	Berat Bersih Net Weight (Kg)	Nilai CIF CIF Value (US\$)	
(1)	(2)	(3)	(4)	(5)	(6)	(7)
893		Article,n.e.s Of Plastics	-	-	49 342	55 084
894		Baby Carriages,toys,games And Sporting Goods	-	-	24 864	27 124
895		Office And Stationery Supplies N.e.s	-	-	42	40
896		Works Of Art,collectors Pieces And Antiques	-	-	7 159	6 220
899		Other Miscellaneous Manufactured Articles,n.e.s	1 547	5 869	3 172	2 481
921		Export For Pebt	2 000	16 996	-	-
		Subtotal	67 429 844	53 622 924	32 307 682	19 908 043
China						
012		Other Meat,other Edible Meat Offal,fresh,chilled Or Frozen	47 160	69 323	-	-
017		Meat And Edible Meat Offal, Prepared Or Preserved, N.e.s.	-	-	23 511	9 636
034		Fish,fresh,chilled Or Frozen	3 259 942	1 276 764	-	-
035		Fish,dried Salted Or In Brine;smoked Fish	14 903	27 376	6 627	2 435
036		Crustaceans Molluscs And Aquatic Invertebrates	4 320 051	1 884 291	848	796
044		Maize,unmilled	-	-	16 911 083	2 179 952
046		Meal And Flour Of Wheat And Flour Of Meslin	-	-	14 621 000	3 439 449
048		Cereal Preparations And Preparations Of Flours/starch Of Fruit	-	-	123 732	19 523
054		Vegetables,fresh Chilled,frozen Or Simply Preserved	-	-	8 565 480	2 025 063
056		Vegetables,roots And Tubers,prepared Or Preserved N.e.s	-	-	1 670 649	445 703
057		Fruit And Nut,fresh Or Dried	953 649	208 713	10 002 390	4 867 768
058		Fruit,preserved And Fruit Preparations	-	-	694	733
059		Fruit Juices And Vegetable Juice	-	-	35 606	10 932
061		Sugar,molasses And Honey	1 000	550	15 323	5 777
062		Sugar Confectionery	-	-	150 142	68 719
071		Coffee And Coffee Substitutes	160 739	228 349	-	-
072		Cocoa	2 070 000	2 211 250	-	-
073		Chocolate And Other Food Preparations Containing Cocoa N.e.s	-	-	281 197	835 634
075		Spices	43 500	57 000	102 517	28 852
081		Feeding Stuff For Animals	72 520	8 702	11 122 911	1 129 523
091		Margarine And Shortening	25 135 000	13 322 870	-	-
098		Edible Product And Preparations	-	-	122 042	61 439
111		Non-alcoholic Beverages,n.e.s	-	-	22 000	1 870
121		Tobacco,unmanufactured;tobacco Refuse	-	-	3 395 970	6 964 071
222		Oil Seeds Use For Extraction Of Soft Fixed Vegetable Oils	-	-	310 262	84 199
231		Natural Rubber Latex;natural Rubber And Similar Natural Gums	66 793 803	76 591 244	16 000	2 814
232		Synthetic Rubber Latex;synthetic Rubber And Reclaimed Rubber	-	-	130 582	128 505
245		Fuel Wood And Wood Charcoal	47 316	16 238	-	-

Tabel 23. Lanjutan
Table Continued

Negara/Country		Komoditi/Commodity	Ekspor/Export		Impor/Import	
SITC	Berat Bersih Net Weight (Kg)		Nilai FOB FOB Value (US\$)	Berat Bersih Net Weight (Kg)	Nilai CIF CIF Value (US\$)	
(1)	(2)	(3)	(4)	(5)	(6)	(7)
246		Wood In Chips Or Particles And Waste	1 000	10	-	-
248		Wood, simply Worked And Railway Sleeper Of Wood	21 963 385	6 721 492	86 410	284 956
251		Pulp And Waste Paper	125 184 008	46 717 352	-	-
263		Cotton	-	-	328	209
272		Fertilizers, crude	-	-	42 686 470	2 210 354
273		Stone, sand And Gravel	-	-	1 526 424	225 654
277		Natural Abrasives, n.e.s	-	-	4	4
278		Other Crude Minerals	-	-	28 509 657	2 056 446
282		Waste And Scrap Metal Of Iron Or Steel	50 892	58 920	2 881 904	346 368
287		Ores And Concentrates Of Base Metals, n.e.s	-	-	298 000	41 720
288		Non-ferrous Base Metal Waste And Scrap, N.e.s.	464 058	879 592	-	-
291		Crude Animal Materials, n.e.s	-	-	25 027	20 416
292		Crude Vegetable Materials, n.e.s	215 259	164 547	109 202	138 975
321		Coal, pulverized Or Not	-	-	22 000	2 420
325		Coke And Semi Coke Of Coal, of Lignite, or Of Peat	-	-	510 220	38 266
334		Petroleum Products, refined	-	-	18 204 638	7 677 779
335		Residual Petroleum Products, nes And Related Materials	-	-	15 655 240	4 163 535
411		Animal Oils And Fats	650 000	299 000	-	-
421		Fixed Vegetable Fats And Oils Soft, crude, refined Or Fractioned	-	-	771	724
422		Fixed Vegetable Fats And Oils Solid, crude, refined/fractioned	301 947 640	139 717 668	83 981	44 918
431		Animal And Vegetable Oil And Fat Processed And Wax Of Animal/veg.	10 755 117	5 696 015	14 209	7 566
512		Alcohols, phenols, phenol-alcohols And Their Halogenated	8 527 828	6 696 847	240 448	143 243
513		Carboxylic Acids, and Their Anhydrides, halides, peroxides	7 181 450	5 014 639	538 468	380 398
514		Nitrogen-function Compounds	3 860 958	3 160 491	303 449	202 592
515		Organo-inorganic And Heterocyclic Compounds	-	-	81 600	67 766
516		Other Organic Chemicals	4 953	3 492	1 060	198
522		Inorganic Chemical Elements, oxides And Halogen Salts	-	-	7 904 636	3 585 510
523		Metallic Salts And Peroxysalts	-	-	60 642 619	9 145 018
524		Other Inorganic Chemicals; chemical Compound Of Precious Metals	-	-	2 602 767	611 836
525		Radio-active And Associated Material	371	3 615	-	-
531		Synthetic Org. colouring Matter	1 106	2 596	13 207	16 751
532		Dyeing And Tanning Extracts, and Synthetic Tanning Materials	10 000	6 000	-	-
533		Pigments, paints, varnishes And Related Materials	4 352	11 369	3 783 591	837 574
541		Medicinal & Pharmaceutical Prod.	-	-	11 219	9 500
542		Medicaments Incl. veterinari Med.	-	-	1 480	720

Tabel 23. Lanjutan
Table Continued

Negara/Country		Komoditi/Commodity	Ekspor/Export		Impor/Import	
SITC	Berat Bersih Net Weight (Kg)		Nilai FOB FOB Value (US\$)	Berat Bersih Net Weight (Kg)	Nilai CIF CIF Value (US\$)	
(1)	(2)	(3)	(4)	(5)	(6)	(7)
551		Essential Oils,perfume And Flavour Materials	84 495	564 021	-	-
553		Perfumery,cosmetics And Toilet Preparations	35 400	13 781	119 085	28 068
554		Soap,cleansing And Polishing Preparation	10 104 230	4 646 714	261 473	57 223
562		Fertilizers,manufactured	-	-	152 000 600	22 734 507
571		Polymers Of Ethylene,primary Forms	-	-	4 597	4 745
574		Poliacetals,polycarbon,primary	24 331	15 937	351 429	202 786
575		Other Plastics In Primary Forms	620 423	134 415	82 105	108 176
579		Waste And Scrap Of Plastics	185 521	39 437	-	-
581		Tubes,pipes And Hoses Of Plastic	948	5 930	117 956	35 574
582		Plates,sheets,film Of Plastics	-	-	110 210	56 447
591		Disinfectants,insecticides,fungicides,etc Put In Forms	118 464	695 866	805 000	1 761 389
592		Starches,inulin And Wheat Gluten Albuminoidal Substances;glues	1 967 600	676 434	7 439	4 712
597		Additive For Mineral Oils	5 291	14 998	453	265
598		Miscellaneous Chemical Products,n.e.s	9 185	7 276	1 774 556	1 341 499
611		Leather	115	9 370	323	597
612		Manufactures Of Leather Or Composition Leather N.e.s	-	-	2 487	1 833
621		Materials Of Rubber	248 855	305 862	1 380 790	639 428
625		Rubber Tyre,tyre Cases,tyre Treads,inner Tubes And Tyre Flaps	-	-	1 388 022	454 655
629		Articles Of Rubber,n.e.s	-	-	202 772	139 974
633		Cork Manufactures	-	-	160	115
634		Veneers,plywood,improved Or Reconstituted Wood,worked,n.e.s	5 702 972	1 601 420	771 085	269 530
635		Wood Manufactures,n.e.s	16 923 796	5 767 948	108 347	53 076
641		Paper And Paperboard	1 334 098	2 483 410	254 158	188 136
642		Paper And Paperboard Cut To Size Or Shape And Articles Of Paper	-	-	156 566	415 525
651		Tetile Yarn	52 254	128 700	93 947	29 183
654		Textile Fabrics,woven,other Than Of Cotton Or Man-made Fibres	-	-	52 779	11 248
656		Tulle,lace,embroidery,ribbons,trimmings And Other Small Wares	-	-	2 477	2 104
657		Special Yarns,textile Fabrics	-	-	175 786	245 674
658		Made-up Articles,wholly Or Chiefly Of Textile Materials N.e.s	26 000	13 000	10 684	7 857
659		Floor Coverings,etc	-	-	1 586	1 433
661		Lime,cement And Fabricated Construction Materials	-	-	1 313 182	250 893
662		Clay Construction Materials And Refactory Construction Materials	36 294	92 930	15 832 135	4 829 765
663		Mineral Manufactures,n.e.s	-	-	1 697 760	605 497
664		Glass	84 813	68 467	1 868 237	670 196

Tabel 23. Lanjutan
Table Continued

Negara/Country		Komoditi/Commodity	Ekspor/Export		Impor/Import	
SITC	Berat Bersih Net Weight (Kg)		Nilai FOB FOB Value (US\$)	Berat Bersih Net Weight (Kg)	Nilai CIF CIF Value (US\$)	
(1)	(2)	(3)	(4)	(5)	(6)	(7)
665	Glassware		983 396	395 441	419 691	274 402
666	Pottery		-	-	1 580 497	829 660
671	Pig Iron,spiegeleisen,sponge Iron,ferro-alloys		-	-	2 376 989	1 547 745
672	Ingots And Other Primary Forms,of Iron Or Steel		-	-	3 844	1 902
673	Flat Rolled Products Not Clad		-	-	20 362 649	5 962 968
675	Flat Rolled Product,alloy Steel		-	-	1 654 434	331 360
676	Iron And Steel Bar,rods,angels,shaped And Sections		-	-	12 804 119	3 981 240
677	Rail And Railway Tract Construction Material Of Iron Or Steel		-	-	2 163 208	630 639
678	Wire Of Iron Or Steel		-	-	20 693 101	5 501 542
679	Tubes,pipes,hollow Profile,pipe Fitting Of Iron Or Steel		-	-	13 424 357	4 222 464
682	Copper		230 901	352 285	26 902	31 305
683	Nickel		-	-	6 000	90 600
684	Alumunium		-	-	480 572	604 263
686	Zinc		-	-	278 982	229 355
687	Tin		-	-	231 461	70 954
689	Miscellaneous Non-ferrous Base Metals Employed In Metallurgy		-	-	53 156	66 390
691	Structures And Parts Of Iron,steel Or Aluminium		-	-	78 594	62 676
692	Metal Containers For Storage And Transport		-	-	158 805	97 494
693	Wire Product And Fencing Grills		-	-	1 840 863	614 061
694	Nails,screws,nuts,bolts,rivets In The Like Of Iron,steel/copper		-	-	2 432 062	736 423
695	Tools For Use In The Hand Or In Machines		-	-	1 293 907	555 527
696	Cutlery		-	-	128 376	120 285
697	Household Equipment Of Base Metal,n.e.s		-	-	627 207	349 721
699	Manufactures Of Base Metal N.e.s		-	-	3 607 842	2 076 947
711	Steam And Other Vapour Generating Boilers And Parts		-	-	29 509	110 505
713	Internal Combustion Piston Engines And Parts		-	-	10 158 149	4 884 996
714	Engines And Motors,non-electric,parts N.e.s		-	-	319	170
716	Rotating Electric Plant And Parts Thereof,n.e.s		10 675	20 000	4 107 756	2 388 028
718	Other Power Generating Machinery And Parts Thereof,n.e.s		-	-	262	53
721	Agricultural Machinery And Parts		155	600	581 771	1 239 527
722	Tractors		-	-	22 456	43 360
723	Civil Engineering And Contractor Plant And Equipment And Parts		32 796	646 900	1 803 738	6 473 358
724	Textile And Leather Machinery,and Parts Thereof.n.e.s		-	-	291 697	211 628
725	Paper Mill And Pulp Mill Machinery,paper Cutting Machine		2 365	208 591	16 063	48 008
726	Printing And Bookbinding Machinery And Parts Thereof,n.e.s		-	-	427 727	355 922
727	Food-processing Machines And Parts Thereof,n.e.s		-	-	612 901	630 969

Tabel 23. Lanjutan
Table Continued

Negara/Country		Komoditi/Commodity	Ekspor/Export		Impor/Import	
SITC	Berat Bersih Net Weight (Kg)		Nilai FOB FOB Value (US\$)	Berat Bersih Net Weight (Kg)	Nilai CIF CIF Value (US\$)	
(1)	(2)	(3)	(4)	(5)	(6)	(7)
728		Other Machine And Equipment Specialized For Particular Industry	55 303	51 628	905 075	1 362 770
731		Machine-tools By Removing Metal	-	-	459 315	656 705
733		Machine-tool For Working Metal	-	-	325 289	315 353
735		Part,nes For Machine Tools	-	-	4 178	17 393
737		Metal Working Machinery And Part	-	-	334 981	352 066
741		Heating And Cooling Equipment And Parts Thereof,n.e.s	-	-	1 102 283	1 909 679
742		Pumps For Liquid And Parts	50	150	679 387	477 402
743		Pumps And Compressors;fans & Blowers;centrifuges And Parts	13 907	361 204	758 400	922 176
744		Mechanical Handling Equipment And Parts Thereof,n.e.s	-	-	908 274	1 136 268
745		Other Non-electical Machinery,tools And Mechanical Apparatus	-	-	494 384	412 907
746		Ball Or Roller Bearing	-	-	349 843	207 450
747		Taps,cocks,valves For Pipes	-	-	615 028	1 730 976
748		Transmission Shafts And Cranks	-	-	1 193 678	548 026
749		Non-electric Parts And Accessories Of Machinery,n.e.s	843	280	265 149	574 818
751		Office Machines	-	-	51 282	92 373
752		Automatic Data Processing Machines And Units Thereof	-	-	123	10 065
759		Parts,n.e.s Of And Accessories For Machine Heading 751 Or 752	-	-	62 824	108 562
761		Television Receivers	-	-	244 658	523 860
762		Radio Broadcast Receivers	-	-	73 049	86 467
763		Sound Recorders Or Reproducers	-	-	73 030	160 305
764		Telecommunication Equipment N.e.s And Parts	-	-	211 983	1 348 939
771		Electric Power Machinery & Parts	-	-	131 864	131 743
772		Electrical Apparatus For Making And Breaking Electrical Circuit	-	-	195 633	141 704
773		Equipment For Distributing Electricity	-	-	124 701	132 606
774		Electric Apparatus For Medical Purpose & Radiological Apparatus	-	-	6 876	9 305
775		Household Type,electrical And Non-electrical Equipment,n.e.s	-	-	363 110	403 445
776		Thermionic,cold Cathode And Photo-cathode Valves And Tubes	-	-	406 500	1 321 667
778		Electrical Machinery And Apparatus,n.e.s	4 863	14 773	2 289 148	1 802 935
783		Road Motor Vehicles,n.e.s	-	-	8 800	6 048
784		Parts And Accessories,n.e.s Of The Motor Vehicles	-	-	609 060	190 104
785		Motorcycles,motor Scooters,and Other Cycles Motorized And Non-mt	-	-	3 666 458	2 195 581
786		Trailer And Other-vehicle,not Motorized	-	-	28 341	12 961
811		Prefaricated Buildings	-	-	187 360	56 610
812		Sanitary,plumbing,heating And Lighting Fixtures And Fittings	-	-	139 009	87 857

Tabel 23. Lanjutan
Table Continued

Negara/Country		Komoditi/Commodity	Ekspor/Export		Impor/Import	
SITC	Berat Bersih Net Weight (Kg)		Nilai FOB FOB Value (US\$)	Berat Bersih Net Weight (Kg)	Nilai CIF CIF Value (US\$)	
(1)	(2)	(3)	(4)	(5)	(6)	(7)
813	Lighting Fixtures And Fittings	-	-	472 169	364 788	
821	Furniture And Parts Thereof	465 719	244 709	507 388	413 026	
831	Travel Goods	-	-	66 869	32 611	
841	Men's Coats,jacket,not Knitted	-	-	4 065	1 000	
844	Women's Coats, Jacket, Knitted	-	-	1 423	478	
846	Clothing Accessories Of Textiles Fabrics	-	-	557	419	
848	Articles Of Apparel And Clothing Accessories Of Oth. Than Tex. Fab.	-	-	60 000	38 821	
851	Footwear	-	-	438 380	258 154	
872	Medical Instruments And Appliances, Nes	-	-	16 733	29 885	
873	Meters And Counters, Nes	-	-	52 091	59 938	
874	Measuring, Checking, Analysing And Controlling Instrument And App.	664	873	702 279	498 442	
881	Photographic Apparatus And Equipment, Nes	-	-	2 633	4 651	
884	Optical Goods,n.e.s	-	-	21 886	18 988	
885	Watches And Clocks	-	-	44 108	49 079	
892	Printed Matter	-	-	14 963	66 267	
893	Article,n.e.s Of Plastics	57 760	10 162	1 500 495	1 029 680	
894	Baby Carriages,toys,games And Sporting Goods	4 141	5 408	744 906	617 849	
895	Office And Stationery Supplies N.e.s	-	-	199 150	124 153	
896	Works Of Art,collectors Pieces And Antiques	-	-	26 832	14 359	
897	Jewellery,goldsmith And Silversmith Wares And Other Articles	-	-	9 025	9 490	
898	Musical Instrument And Parts Andaccessories Thereof	-	-	67 972	82 468	
899	Other Miscellaneous Manufactured Articles,n.e.s	-	-	2 313 070	1 521 553	
	Subtotal	623 170 583	330 655 235	564 633 814	159 786 591	
Mongolia						
524	Other Inorganic Chemicals;chemical Compound Of Precious Metals	-	-	221 000	52 425	
728	Other Machine And Equipment Specialized For Particular Industry	235 526	285 915	-	-	
793	Ships,boats And Floating Structures	-	-	102 000	13 885	
	Subtotal	235 526	285 915	323 000	66 310	
Macau						
057	Fruit And Nut,fresh Or Dried	35 300	60 280	-	-	
071	Coffee And Coffee Substitutes	18 000	40 500	-	-	
122	Tobacco,manufactured	133	1 020	-	-	
231	Natural Rubber Latex;natural Rubber And Similar Natural Gums	100 800	123 984	-	-	
	Subtotal	154 233	225 784	-	-	

Tabel 23. Lanjutan
Table Continued

Negara/Country		Komoditi/Commodity	Ekspor/Export		Impor/Import	
SITC	Berat Bersih Net Weight (Kg)		Nilai FOB FOB Value (US\$)	Berat Bersih Net Weight (Kg)	Nilai CIF CIF Value (US\$)	
(1)	(2)	(3)	(4)	(5)	(6)	(7)
Papua New Guinea						
422	Fixed Vegetable Fats And Oils Solid,crude,refined/fractioned		27 344	19 008	-	-
554	Soap,cleansing And Polishing Preparation		3 242 000	1 400 008	-	-
699	Manufactures Of Base Metal N.e.s		992	6 400	-	-
711	Steam And Other Vapour Generating Boilers And Parts		2 656	9 050	-	-
728	Other Machine And Equipment Specialized For Particular Industry		175 000	349 860	-	-
848	Articles Of Apparel And Clothing Accessories Of Oth. Than Tex. Fab.		82 500	170 500	-	-
	Subtotal		3 530 492	1 954 826	-	-
Thailand						
034	Fish,fresh,chilled Or Frozen		625 793	1 962 140	-	-
035	Fish,dried Salted Or In Brine;smoked Fish		6 740	4 245	161 244	374 006
036	Crustaceans Molluscs And Aquatic Invertebrates		177 890	883 143	-	-
037	Fish,crustaceans,molluscs And Oth Aquatic Invert,prep Or Preserve		13	1	52 547	67 378
042	Rice		88 000	28 600	1 448 115	370 007
044	Maize,unmilled		-	-	70 814 317	10 225 573
047	Other Cereal Meals And Flours		-	-	1 258 140	421 476
048	Cereal Preparations And Preparations Of Flours/starch Of Fruit		-	-	780 312	1 013 942
054	Vegetables,fresh Chilled,frozen Or Simply Preserved		418	208	5 141 070	1 470 205
056	Vegetables,roots And Tubers,prepared Or Preserved N.e.s		-	-	13 448	6 679
057	Fruit And Nut,fresh Or Dried		512 672	259 581	751 230	316 714
058	Fruit,preserved And Fruit Preparations		-	-	280 536	121 307
059	Fruit Juices And Vegetable Juice		-	-	17 146	5 220
061	Sugar,molasses And Honey		-	-	22 217 000	6 189 201
062	Sugar Confectionery		37 795	89 863	3 468	1 846
071	Coffee And Coffee Substitutes		36 000	137 890	-	-
072	Cocoa		993 500	1 320 240	-	-
074	Tea And Mate		5 110	4 088	-	-
075	Spices		1 437 339	799 742	69 837	21 849
098	Edible Product And Preparations		12 510	9 810	202 847	236 549
111	Non-alcoholic Beverages,n.e.s		-	-	16 678 677	6 422 929
122	Tobacco,manufactured		1 884 190	5 995 150	-	-
211	Hides And Skins,raw		7 800	3 120	-	-
222	Oil Seeds Use For Extraction Of Soft Fixed Vegetable Oils		-	-	255 761	52 006
232	Synthetic Rubber Latex;synthetic Rubber And Reclaimed Rubber		-	-	1 209 610	1 549 707

Tabel 23. Lanjutan
Table Continued

Negara/Country		Komoditi/Commodity	Ekspor/Export		Impor/Import	
SITC	Berat Bersih Net Weight (Kg)		Nilai FOB FOB Value (US\$)	Berat Bersih Net Weight (Kg)	Nilai CIF CIF Value (US\$)	
(1)	(2)	(3)	(4)	(5)	(6)	(7)
245		Fuel Wood And Wood Charcoal	23 888	3 472	-	-
248		Wood, simply Worked And Railway Sleeper Of Wood	42 805	14 425	-	-
273		Stone, sand And Gravel	-	-	4 458 000	404 618
278		Other Crude Minerals	-	-	403 230	69 855
288		Non-ferrous Base Metal Waste And Scrap, N.e.s.	102 417	38 655	-	-
291		Crude Animal Materials, n.e.s	14 473	10 237	-	-
292		Crude Vegetable Materials, n.e.s	18 952	90 920	3 100	2 047
334		Petroleum Products, refined	-	-	353 763	294 066
431		Animal And Vegetable Oil And Fat Processed And Wax Of Animal/veg.	5 966 373	3 265 499	-	-
512		Alcohols, phenols, phenol-alcohols And Their Halogenated	868 312	707 819	-	-
513		Carboxylic Acids, and Their Anhydrides, halides, peroxides	874 066	564 622	-	-
514		Nitrogen-function Compounds	-	-	116 982	237 763
522		Inorganic Chemical Elements, oxides And Halogen Salts	-	-	147 000	34 859
523		Metallic Salts And Peroxysalts	-	-	3 685 885	1 327 673
533		Pigments, paints, varnishes And Related Materials	-	-	5 364	25 120
553		Perfumery, cosmetics And Toilet Preparations	99 000	8 820	-	-
554		Soap, cleansing And Polishing Preparation	1 081 999	525 502	26 599	138 510
562		Fertilizers, manufactured	3 000 000	535 500	764 401	175 848
571		Polymers Of Ethylene, primary Forms	-	-	4 565 064	4 125 574
572		Polimers Of Styrene, primary Form	-	-	189 000	220 825
573		Polimers Of Vinyl Chloride, prmry	-	-	82 500	82 500
575		Other Plastics In Primary Forms	41 500	194 066	774 527	1 021 894
591		Disinfectants, insecticides, fungicides, etc Put In Forms	448 919	3 147 328	-	-
592		Starches, inulin And Wheat Gluten Albuminoidal Substances; glues	-	-	362 726	433 572
597		Additive For Mineral Oils	-	-	12 709	9 718
598		Miscellaneous Chemical Products, n.e.s	-	-	1 069 370	1 117 380
611		Leather	41 093	26 201	-	-
621		Materials Of Rubber	621 300	1 131 133	15 417	8 182
625		Rubber Tyre, tyre Cases, tyre Treads, inner Tubes And Tyre Flaps	49 234	27 325	226 367	175 023
629		Articles Of Rubber, n.e.s	-	-	2 187	7 064
633		Cork Manufactures	-	-	3 986	1 672
634		Veneers, plywood, improved Or Reconstituted Wood, worked, n.e.s	893 922	443 354	292 820	65 624
635		Wood Manufactures, n.e.s	38 000	33 665	-	-
641		Paper And Paperboard	156 742	337 206	-	-
642		Paper And Paperboard Cut To Size Or Shape And Articles Of Paper	723	1 634	112 942	286 009

Tabel
Table 23. Lanjutan
Continued

Negara/Country		Komoditi/Commodity	Ekspor/Export		Impor/Import	
SITC	Berat Bersih Net Weight (Kg)		Nilai FOB FOB Value (US\$)	Berat Bersih Net Weight (Kg)	Nilai CIF CIF Value (US\$)	
(1)	(2)	(3)	(4)	(5)	(6)	(7)
651	Tetile Yarn		8 730	13 971	-	-
656	Tulle,lace,embroidery,ribbons,trimmings And Other Small Wares		9 377	46 902	1 666	37 730
657	Special Yarns,textile Fabrics		39 077	75 130	113 828	75 303
662	Clay Construction Materials And Refactory Construction Materials		1 092	39	886 411	284 522
663	Mineral Manufactures,n.e.s		48 374	155 355	73 081	49 449
664	Glass		2 769 179	849 852	461 425	148 135
665	Glassware		61 893	29 971	-	-
673	Flat Rolled Products Not Clad		-	-	106 762	31 445
676	Iron And Steel Bar,rods,angels,shaped And Sections		-	-	53 533	38 134
677	Rail And Railway Tract Construction Material Of Iron Or Steel		36 750	2 802	-	-
679	Tubes,pipes,hollow Profile,pipe Fitting Of Iron Or Steel		-	-	11 078	8 381
684	Alumunium		57 902	146 670	-	-
691	Structures And Parts Of Iron,steel Or Aluminium		97 693	37 216	392	347
692	Metal Containers For Storage And Transport		22 624	9 372	44 639	34 082
694	Nails,screws,nuts,bolts,rivets In The Like Of Iron,steel/copper		30 029	11 661	13 294	7 429
695	Tools For Use In The Hand Or In Machines		-	-	6 104	22 089
697	Household Equipment Of Base Metal,n.e.s		-	-	7 125	3 830
699	Manufactures Of Base Metal N.e.s		3 046	6 930	503 892	686 702
711	Steam And Other Vapour Generating Boilers And Parts		-	-	1 170	7 009
713	Internal Combustion Piston Engines And Parts		-	-	34 455	19 676
716	Rotating Electric Plant And Parts Thereof,n.e.s		-	-	666	2 109
721	Agricultural Machinery And Parts		1 000	1 000	56 226	104 701
723	Civil Engineering And Contractor Plant And Equipment And Parts		67 999	112 245	304	231
724	Textile And Leather Machinery,and Parts Thereof.n.e.s		3 000	4 737	275	212
727	Food-processing Machines And Parts Thereof,n.e.s		85	30	95 034	169 856
728	Other Machine And Equipment Specialized For Particular Industry		471 935	606 688	25 131	96 967
735	Part,nes For Machine Tools		-	-	3 562	5 226
737	Metal Working Machinery And Part		-	-	132 905	202 139
741	Heating And Cooling Equipment And Parts Thereof,n.e.s		-	-	61 896	272 538
742	Pumps For Liquid And Parts		-	-	1 043	1 061
743	Pumps And Compressors;fans & Blowers;centrifuges And Parts		457	4 612	18 395	29 145
744	Mechanical Handling Equipment And Parts Thereof,n.e.s		-	-	80	1 251
745	Other Non-electical Machinery,tools And Mechanical Apparatus		-	-	3 492	288 978
746	Ball Or Roller Bearing		-	-	19	18

Tabel 23. Lanjutan
Table Continued

Negara/Country		Komoditi/Commodity	Ekspor/Export		Impor/Import	
SITC	Berat Bersih Net Weight (Kg)		Nilai FOB FOB Value (US\$)	Berat Bersih Net Weight (Kg)	Nilai CIF CIF Value (US\$)	
(1)	(2)	(3)	(4)	(5)	(6)	(7)
747	Taps,cocks,valves For Pipes	-	-	134 756	867 143	
748	Transmission Shafts And Cranks	-	-	7 985	22 171	
749	Non-electric Parts And Accessories Of Machinery,n.e.s	-	-	13 577	23 067	
752	Automatic Data Processing Machines And Units Thereof	217	1 260	-	-	
759	Parts,n.e.s Of And Accessories For Machine Heading 751 Or 752	20	115	-	-	
764	Telecommunication Equipment N.e.s And Parts	1 200	77 689	6 427	322 017	
772	Electrical Apparatus For Making And Breaking Electrical Circuit	180	11 961	6 957	35 517	
773	Equipment For Distributing Electricity	-	-	60	25	
775	Household Type,electrical And Non-electrical Equipment,n.e.s	-	-	120 918	217 084	
778	Electrical Machinery And Apparatus,n.e.s	-	-	3 228	12 899	
784	Parts And Accessories,n.e.s Of The Motor Vehicles	-	-	11 895	11 974	
785	Motorcycles,motor Scooters,and Other Cycles Motorized And Non-mt	-	-	4 550	24 571	
813	Lighting Fixtures And Fittings	4 442	22 109	-	-	
821	Furniture And Parts Thereof	33 702	14 725	235	191	
831	Travel Goods	-	-	143	787	
873	Meters And Counters, Nes	-	-	366	290	
874	Measuring, Checking, Analysing And Controlling Instrument And App.	-	-	7 471	18 223	
884	Optical Goods,n.e.s	6 953	133 365	-	-	
892	Printed Matter	52	52	4 632	2 060	
893	Article,n.e.s Of Plastics	595	2 024	869 209	365 276	
894	Baby Carriages,toys,games And Sporting Goods	5 098	50 877	-	-	
899	Other Miscellaneous Manufactured Articles,n.e.s	-	-	2 871	4 633	
	Subtotal	23 992 189	25 034 564	142 942 407	43 688 613	
Singapore						
001	Live Animals Other Than Fish	9 435	8 144	-	-	
012	Other Meat,other Edible Meat Offal,fresh,chilled Or Frozen	116 531	581 482	-	-	
022	Milk And Cream And Milk Products Other Than Butter Or Cheese	1	3	189 364	114 648	
034	Fish,fresh,chilled Or Frozen	136 481	266 954	-	-	
035	Fish,dried Salted Or In Brine:smoked Fish	348 413	985 281	18 472	5 461	
036	Crustaceans Moluscs And Aquatic Invertebrates	506 737	1 835 326	-	-	
037	Fish,crustaceans,moluscs And Oth Aquatic Invert,prep Or Preserve	4 050	22 183	-	-	
044	Maize,unmilled	120 000	37 875	-	-	
046	Meal And Flour Of Wheat And Flour Of Meslin	-	-	429 225	104 732	

Tabel 23. Lanjutan
Table Continued

Negara/Country		Komoditi/Commodity	Ekspor/Export		Impor/Import	
SITC	Berat Bersih Net Weight (Kg)		Nilai FOB FOB Value (US\$)	Berat Bersih Net Weight (Kg)	Nilai CIF CIF Value (US\$)	
(1)	(2)	(3)	(4)	(5)	(6)	(7)
047		Other Cereal Meals And Flours	-	-	12 200	20 127
048		Cereal Preparations And Preparations Of Flours/starch Of Fruit	13 676	21 532	186 067	120 942
054		Vegetables,fresh Chilled,frozen Or Simply Preserved	18 850 697	3 606 659	83 528	24 693
056		Vegetables,roots And Tubers,prepared Or Preserved N.e.s	260 000	43 520	84 772	29 329
057		Fruit And Nut,fresh Or Dried	1 213 737	752 696	114 455	55 465
058		Fruit,preserved And Fruit Preparations	656 563	258 273	32 113	17 916
059		Fruit Juices And Vegetable Juice	173 840	222 318	53 892	20 056
062		Sugar Confectionery	147 311	1 594 677	21 000	9 708
071		Coffee And Coffee Substitutes	2 253 583	3 947 785	35 154	52 105
072		Cocoa	7 990 844	11 581 378	-	-
074		Tea And Mate	197 125	218 154	-	-
075		Spices	2 265 430	1 579 359	16 000	79 998
081		Feeding Stuff For Animals	15 105 932	1 004 803	6 088 278	4 821 805
091		Margarine And Shortening	-	-	100 320	53 129
098		Edible Product And Preparations	16 843	156 242	183 240	680 123
111		Non-alcoholic Beverages,n.e.s	15 640	3 299	31 093	11 392
121		Tobacco,unmanufactured;tobacco Refuse	1	2	97 800	208 314
122		Tobacco,manufactured	1 837 318	5 864 253	-	-
211		Hides And Skins,raw	211	33 495	-	-
223		Oil Seeds Use For Extraction Of Other Fixed Vegetable Oils	365 259	141 428	-	-
231		Natural Rubber Latex;natural Rubber And Similar Natural Gums	1 894 435	2 417 063	-	-
232		Synthetic Rubber Latex;synthetic Rubber And Reclaimed Rubber	-	-	5 335	15 329
245		Fuel Wood And Wood Charcoal	23 880	2 962	-	-
246		Wood In Chips Or Particles And Waste	23 249	6 531	-	-
248		Wood, simply Worked And Railway Sleeper Of Wood	1 820 237	858 537	-	-
251		Pulp And Waste Paper	492 595	194 352	-	-
269		Old Clothing And Other Old Textile Articles;rags	2 056	2 161	-	-
273		Stone,sand And Gravel	2 960	5 550	15 550	1 875
274		Sulphur & Unroasted Iron Pyrites	-	-	3 809 060	317 820
278		Other Crude Minerals	387 601	35 654	9 674 789	755 647
282		Waste And Scrap Metal Of Iron Or Steel	108 100	79 239	1 208 550	229 624
288		Non-ferrous Base Metal Waste And Scrap, N.e.s.	199 341	192 042	-	-
292		Crude Vegetable Materials,n.e.s	751 684	1 246 488	139 979	141 894
325		Coke And Semi Coke Of Coal,of Lignite,or Of Peat	-	-	1 441 636	140 444
334		Petroleum Products,refined	-	-	3 258 778	2 573 574
335		Residual Petroleum Products,nes And Related Materials	-	-	12 167 904	2 885 329

Tabel 23. Lanjutan
Table Continued

Negara/Country		Komoditi/Commodity	Ekspor/Export		Impor/Import	
SITC	Berat Bersih Net Weight (Kg)		Nilai FOB FOB Value (US\$)	Berat Bersih Net Weight (Kg)	Nilai CIF CIF Value (US\$)	
(1)	(2)	(3)	(4)	(5)	(6)	(7)
421		Fixed Vegetable Fats And Oils Soft,crude,refined Or Fractioned	649 000	169 977	-	-
422		Fixed Vegetable Fats And Oils Solid,crude,refined/fractioned	194 721 233	72 754 230	18 816	16 370
431		Animal And Vegetable Oil And Fat Processed And Wax Of Animal/veg.	14 731 597	5 701 309	5 348	3 865
511		Hydrocarbon,n.e.s And Their Halogenated,nitrated Derivatives	-	-	637 135	317 558
512		Alcohols,phenols,phenol-alcohols And Their Halogenated	3 934 380	4 781 899	2 848 599	1 559 202
513		Carboxylic Acids,and Their Anhydrides,halides,peroxides	33 000	21 618	995 330	705 249
514		Nitrogen-function Compounds	706	2 417	56 251	105 722
515		Organo-inorganic And Heterocyclic Compounds	74 570	69 067	3 294	9 080
516		Other Organic Chemicals	1 048	1 405	63 660	139 919
522		Inorganic Chemical Elements,oxides And Halogen Salts	3	10	3 050 534	2 613 521
523		Metallic Salts And Peroxysalts	-	-	159 159	39 191
531		Synthetic Org.colouring Matter	133	1 043	7 765	20 550
532		Dyeing And Tanning Extracts,and Synthetic Tanning Materials	40 400	36 864	504	1 773
533		Pigments,paints,varnishes And Related Materials	-	-	275 349	1 367 512
541		Medicinal & Pharmaceutical Prod.	921	11 810	16 706	48 000
551		Essential Oils,perfume And Flavour Materials	989 535	12 879 162	65 803	737 745
553		Perfumery,cosmetics And Toilet Preparations	1 777	13 454	1 147	1 366
554		Soap,cleansing And Polishing Preparation	477 059	180 398	353 452	417 816
571		Polymers Of Ethylene,primary Forms	19	16	1 635 600	1 457 357
572		Polimers Of Styrene,primary Form	-	-	14 000	15 400
573		Polimers Of Vinyl Chloride,prmry	-	-	1 000	1 749
574		Poliacetals,polycarbon,primary	11 777	14 118	299 596	142 797
575		Other Plastics In Primary Forms	1 968	552	355 713	419 368
579		Waste And Scrap Of Plastics	22 250	2 225	-	-
581		Tubes,pipes And Hoses Of Plastic	-	-	7 051	24 383
582		Plates,sheets,film Of Plastics	-	-	19 916	46 149
583		Monofilament,rods,of Plastics	-	-	1 000	1 490
591		Disinfectants,insecticides,fungicides,etc Put In Forms	35 154	120 850	4 677	12 973
592		Starches,inulin And Wheat Gluten Albuminoidal Substances;glues	21 750	3 950	108 500	164 209
597		Additive For Mineral Oils	-	-	1 518 740	1 401 454
598		Miscellaneous Chemical Products,n.e.s	31 542	20 288	268 061	662 220
611		Leather	25 374	1 993 495	-	-
612		Manufactures Of Leather Or Composition Leather N.e.s	34	1 375	-	-
621		Materials Of Rubber	-	-	26 983	11 827
625		Rubber Tyre,tyre Cases,tyre Treads,inner Tubes And Tyre Flaps	68 079	132 433	15 031	24 543
629		Articles Of Rubber,n.e.s	109	20	9 940	31 373

Tabel 23. Lanjutan
Table Continued

Negara/Country		Komoditi/Commodity	Ekspor/Export		Impor/Import	
SITC	Berat Bersih Net Weight (Kg)		Nilai FOB FOB Value (US\$)	Berat Bersih Net Weight (Kg)	Nilai CIF CIF Value (US\$)	
(1)	(2)	(3)	(4)	(5)	(6)	(7)
634	Veneers,plywood,improved Or Reconstituted Wood,worked,n.e.s		3 175 545	1 662 048	100 955	91 494
635	Wood Manufactures,n.e.s		2 638 274	3 048 291	-	-
641	Paper And Paperboard		33	457	124 784	431 303
642	Paper And Paperboard Cut To Size Or Shape And Articles Of Paper		15 434	14 940	975	3 681
651	Textile Yarn		-	-	1 578	327
653	Fabrics,woven,of Man-made Fibres		55	215	-	-
655	Knitted Or Crocheted Fabrics		170	3 653	-	-
657	Special Yarns,textile Fabrics		254	381	13 482	19 652
658	Made-up Articles,wholly Or Chiefly Of Textile Materials N.e.s		31 286	28 054	-	-
659	Floor Coverings,etc		-	-	13 155	6 423
661	Lime,cement And Fabricated Construction Materials		33 984	4 933	-	-
662	Clay Construction Materials And Refractory Construction Materials		317	1 208	100 000	15 000
663	Mineral Manufactures,n.e.s		4 104 250	113 295	2 957	4 420
664	Glass		62 289	22 362	435	420
665	Glassware		124 345	89 683	2 642	1 005
666	Pottery		4 437	5 228	-	-
671	Pig Iron,spiegeleisen,sponge Iron,ferro-alloys		2 884 320	405 874	250 508	198 221
672	Ingots And Other Primary Forms,of Iron Or Steel		145	2 047	2 834	3 552
673	Flat Rolled Products Not Clad		-	-	1 111 118	445 485
674	Flat Rolled Product,clad,plated		-	-	21 044	20 587
675	Flat Rolled Product,alloy Steel		-	-	369 034	182 828
676	Iron And Steel Bar,rods,angles,shaped And Sections		284 287	148 610	215 498	188 043
678	Wire Of Iron Or Steel		-	-	459 320	63 383
679	Tubes,pipes,hollow Profile,pipe Fitting Of Iron Or Steel		39	110	351 690	286 775
682	Copper		422	777	2 022	4 290
684	Aluminium		3 114 880	6 271 713	1 264 046	2 775 134
685	Lead		-	-	39 704	35 336
686	Zinc		-	-	1 025 137	859 773
687	Tin		400 000	3 804 400	-	-
691	Structures And Parts Of Iron,steel Or Aluminium		1 136 950	3 346 723	65 513	329 127
692	Metal Containers For Storage And Transport		6 557	18 925	238 164	312 930
693	Wire Product And Fencing Grills		95	300	68 968	52 058
694	Nails,screws,nuts,bolts,rivets In The Like Of Iron,steel/copper		1	6	95 356	65 801
695	Tools For Use In The Hand Or In Machines		18 762	79 773	9 583	27 882
696	Cutlery		-	-	4 034	968

Tabel 23. Lanjutan
Table Continued

Negara/Country		Komoditi/Commodity	Ekspor/Export		Impor/Import	
SITC	Berat Bersih Net Weight (Kg)		Nilai FOB FOB Value (US\$)	Berat Bersih Net Weight (Kg)	Nilai CIF CIF Value (US\$)	
(1)	(2)	(3)	(4)	(5)	(6)	(7)
697		Household Equipment Of Base Metal,n.e.s	7 233	26 225	15 184	6 802
699		Manufactures Of Base Metal N.e.s	3 368	33 835	74 566	121 097
711		Steam And Other Vapour Generating Boilers And Parts	-	-	8 987	67 228
712		Steam Or Oth Gen.boilers & Parts	376	319	1 706	14 714
713		Internal Combustion Piston Engines And Parts	67 395	683 195	115 562	172 355
714		Engines And Motors,non-electric,parts N.e.s	18	500	186	4 399
716		Rotating Electric Plant And Parts Thereof,n.e.s	16 635	13 648	128 479	757 232
718		Other Power Generating Machinery And Parts Thereof,n.e.s	841	305 659	16 758	252 766
721		Agricultural Machinery And Parts	11 840	11 765	32 679	186 784
723		Civil Engineering And Contractor Plant And Equipment And Parts	397 260	873 904	79 312	237 329
725		Paper Mill And Pulp Mill Machinery,paper Cutting Machine	154	960	6 080	4 590
727		Food-processing Machines And Parts Thereof,n.e.s	540	300	29 953	202 299
728		Other Machine And Equipment Specialized For Particular Industry	675	846	73 723	524 994
731		Machine-tools By Removing Metal	4 000	15 914	25 555	266 664
733		Machine-tool For Working Metal	-	-	72 989	78 188
737		Metal Working Machinery And Part	-	-	8 751	15 798
741		Heating And Cooling Equipment And Parts Thereof,n.e.s	17 643	9 987	51 745	267 403
742		Pumps For Liquid And Parts	4 649	20 192	16 045	178 136
743		Pumps And Compressors;fans & Blowers;centrifuges And Parts	13 499	311 947	88 762	440 322
744		Mechanical Handling Equipment And Parts Thereof,n.e.s	142 056	47 496	120 594	271 240
745		Other Non-electical Machinery,tools And Mechanical Apparatus	249	5 256	13 163	50 268
746		Ball Or Roller Bearing	143	1 562	29 864	45 357
747		Taps,cocks,valves For Pipes	91	1 292	19 721	211 261
748		Transmission Shafts And Cranks	5 081	13 720	311 806	565 879
749		Non-electric Parts And Accessories Of Machinery,n.e.s	4 781	21 664	30 881	93 930
751		Office Machines	1 310	155 304	-	-
752		Automatic Data Processing Machines And Units Thereof	4 300	47 543	-	-
759		Parts,n.e.s Of And Accessories For Machine Heading 751 Or 752	50 662	249 650	-	-
761		Television Receivers	5 744	26 525	17	839
764		Telecommunication Equipment N.e.s And Parts	43 193	509 818	2 053	2 862
771		Electric Power Machinery & Parts	2 012	15 641	4 423	3 666
772		Electrical Apparatus For Making And Breaking Electrical Circuit	216	110 984	12 557	47 138
773		Equipment For Distributing Electricity	22	1 500	1 710	16 763
774		Electric Apparatus For Medical Purpose & Radiological Apparatus	2 832	9 349	87	259

Tabel 23. Lanjutan
Table Continued

Negara/Country		Komoditi/Commodity	Ekspor/Export		Impor/Import	
SITC	Berat Bersih Net Weight (Kg)		Nilai FOB FOB Value (US\$)	Berat Bersih Net Weight (Kg)	Nilai CIF CIF Value (US\$)	
(1)	(2)	(3)	(4)	(5)	(6)	(7)
775		Household Type,electrical And Non-electrical Equipment,n.e.s	2 348	24 424	1 011	4 597
776		Thermionic,cold Cathode And Photo-cathode Valves And Tubes	300	18 460	136	7 570
778		Electrical Machinery And Apparatus,n.e.s	1 272	12 497	8 305	68 717
784		Parts And Accessories,n.e.s Of The Motor Vehicles	23 813	30 649	11 519	11 864
785		Motorcycles,motor Scooters,and Other Cycles Motorized And Non-mt	12 960	39 920	322	302
786		Trailer And Other-vehicle,not Motorized	21 550	22 805	237 356	188 806
792		Aircraft And Associated Equipment And Parts Thereof,n.e.s	217	7 750	4	1 635
811		Prefabricated Buildings	-	-	1 800	4 168
812		Sanitary,plumbing,heating And Lighting Fixtures And Fittings	-	-	59 632	109 771
813		Lighting Fixtures And Fittings	10 627	31 394	17 981	71 388
821		Furniture And Parts Thereof	209 737	219 806	7 390	13 211
831		Travel Goods	4 309	586 242	-	-
841		Men's Coats,jacket,not Knitted	35 361	230 698	-	-
842		Women's Coats,jacket,not Knitted	22 047	127 627	-	-
843		Men's Coats,jacket,knitted	279 683	1 733 737	-	-
845		Articles Of Apparel, Nes	32 393	669 919	-	-
848		Articles Of Apparel And Clothing Accessories Of Oth. Than Tex. Fab.	69 235	151 651	1 907	8 524
851		Footwear	8 906	22 001	-	-
872		Medical Instruments And Appliances, Nes	1 514	6 821	1 284	2 872
873		Meters And Counters, Nes	-	-	81	6 214
874		Measuring, Checking, Analysing And Controlling Instrument And App.	1 965	30 594	6 609	247 708
881		Photographic Apparatus And Equipment, Nes	8 235	3 500	-	-
884		Optical Goods,n.e.s	8 133	169 005	217	2 615
885		Watches And Clocks	24 499	175 824	-	-
892		Printed Matter	2 871	5 380	36 507	36 394
893		Article,n.e.s Of Plastics	166 606	109 105	27 103	45 584
894		Baby Carriages,toys,games And Sporting Goods	6 839	4 417	51 450	32 359
895		Office And Stationery Supplies N.e.s	98	700	11	126
897		Jewellery,goldsmith And Silversmith Wares And Other Articles	21	125	-	-
898		Musical Instrument And Parts Andaccessories Thereof	-	-	1	23
899		Other Miscellaneous Manufactured Articles,n.e.s	293 503	147 485	26 465	58 206
		Subtotal	294 280 205	165 904 727	60 188 739	38 470 324
Philippines						
022		Milk And Cream And Milk Products Other Than Butter Or Cheese	-	-	6 336	16 031

Tabel 23. Lanjutan
Table Continued

Negara/Country		Komoditi/Commodity	Ekspor/Export		Impor/Import	
SITC	Berat Bersih Net Weight (Kg)		Nilai FOB FOB Value (US\$)	Berat Bersih Net Weight (Kg)	Nilai CIF CIF Value (US\$)	
(1)	(2)	(3)	(4)	(5)	(6)	(7)
035	Fish,dried Salted Or In Brine;smoked Fish		544	2 744	-	-
037	Fish,crustaceans,moluscs And Oth Aquatic Invert,prep Or Preserve		978	3 225	-	-
044	Maize,unmilled		54 018	90 750	-	-
054	Vegetables,fresh Chilled,frozen Or Simply Preserved		23 000	4 000	-	-
062	Sugar Confectionery		23 238	56 590	-	-
071	Coffee And Coffee Substitutes		125 294	276 762	-	-
072	Cocoa		943 996	825 205	-	-
081	Feeding Stuff For Animals		14 100 000	893 700	-	-
091	Margarine And Shortening		404 000	193 760	-	-
098	Edible Product And Preparations		-	-	1 917	756
122	Tobacco,manufactured		1 663	5 347	-	-
231	Natural Rubber Latex;natural Rubber And Similar Natural Gums		1 431 360	1 706 565	-	-
251	Pulp And Waste Paper		190 823	81 628	-	-
269	Old Clothing And Other Old Textile Articles;rags		1 641	11 091	-	-
283	Copper Ores And Concentrates		14 112	12 162	-	-
292	Crude Vegetable Materials,n.e.s		69 000	22 625	-	-
422	Fixed Vegetable Fats And Oils Solid,crude,refined/fractioned		1 542 149	1 093 022	-	-
431	Animal And Vegetable Oil And Fat Processed And Wax Of Animal/veg.		2 687 535	1 798 517	-	-
512	Alcohols,phenols,phenol-alcohols And Their Halogenated		375 941	289 850	-	-
513	Carboxylic Acids,and Their Anhydrides,halides,peroxides		720 158	476 195	-	-
554	Soap,cleansing And Polishing Preparation		553 000	269 761	-	-
591	Disinfectants,insecticides,fungicides,etc Put In Forms		335 216	1 947 936	-	-
592	Starches,inulin And Wheat Gluten Albuminoidal Substances;glues		-	-	2 100	1 690
598	Miscellaneous Chemical Products,n.e.s		48 000	12 510	110 720	35 120
621	Materials Of Rubber		40 502	43 359	-	-
625	Rubber Tyre,tyre Cases,tyre Treads,inner Tubes And Tyre Flaps		110 050	117 790	-	-
634	Veneers,plywood,improved Or Reconstituted Wood,worked,n.e.s		2 589 836	504 990	-	-
641	Paper And Paperboard		115 194	84 359	142 143	220 320
642	Paper And Paperboard Cut To Size Or Shape And Articles Of Paper		-	-	42 298	88 825
655	Knitted Or Crocheted Fabrics		21	599	-	-
662	Clay Construction Materials And Refractory Construction Materials		20 850	6 500	-	-
665	Glassware		757 745	203 452	-	-
684	Aluminium		111 693	278 806	-	-
699	Manufactures Of Base Metal N.e.s		-	-	4 506	6 951

Tabel
Table 23. Lanjutan
Continued

Negara/Country		Komoditi/Commodity	Ekspor/Export		Impor/Import	
SITC	Berat Bersih Net Weight (Kg)		Nilai FOB FOB Value (US\$)	Berat Bersih Net Weight (Kg)	Nilai CIF CIF Value (US\$)	
(1)	(2)	(3)	(4)	(5)	(6)	(7)
716	Rotating Electric Plant And Parts Thereof,n.e.s	-	-	21	24	
747	Taps,cocks,valves For Pipes	745	6 910	-	-	
749	Non-electric Parts And Accessories Of Machinery,n.e.s	-	-	8 000	9 045	
778	Electrical Machinery And Apparatus,n.e.s	7 896	19 070	54 599	64 875	
784	Parts And Accessories,n.e.s Of The Motor Vehicles	112	1 353	-	-	
813	Lighting Fixtures And Fittings	16 129	63 853	-	-	
821	Furniture And Parts Thereof	26 093	4 988	-	-	
848	Articles Of Apparel And Clothing Accessories Of Oth. Than Tex. Fab.	19 486	51 922	-	-	
893	Article,n.e.s Of Plastics	-	-	3 276	5 039	
894	Baby Carriages,toys,games And Sporting Goods	7 400	28 350	5 796	6 754	
899	Other Miscellaneous Manufactured Articles,n.e.s	-	-	884	1 028	
	Subtotal	27 469 418	11 490 246	382 596	456 458	
Malaysia						
001	Live Animals Other Than Fish	105 359	77 264	557	3 286	
011	Meat Of Bovine Animals Fresh, Chilled Or Frozen	-	-	20 000	3 610	
012	Other Meat,other Edible Meat Offal,fresh,chilled Or Frozen	70 897	65 627	-	-	
017	Meat And Edible Meat Offal, Prepared Or Preserved, N.e.s.	221	897	236	1 043	
022	Milk And Cream And Milk Products Other Than Butter Or Cheese	-	-	5 000	7 035	
024	Cheese And Curd	-	-	12 000	40 800	
025	Eggs,birds And Egg Yolks Fresh,dried Or Otherwise Preserved	-	-	12 520	19 994	
034	Fish,fresh,chilled Or Frozen	16 013 812	12 390 863	1 124 534	216 745	
035	Fish,dried Salted Or In Brine;smoked Fish	658 479	126 715	16 923	6 983	
036	Crustaceans Moluscs And Aquatic Invertebrates	4 210 896	3 197 855	89 350	802 692	
037	Fish,crustaceans,moluscs And Oth Aquatic Invert,prep Or Preserve	20 515	10 737	-	-	
041	Wheat And Meslin,unmilled	21 826	11 460	-	-	
042	Rice	31 401	13 758	-	-	
044	Maize,unmilled	2 726 095	217 649	-	-	
045	Cereals,unmilled	6 073	2 026	-	-	
046	Meal And Flour Of Wheat And Flour Of Meslin	229 700	94 004	-	-	
047	Other Cereal Meals And Flours	-	-	20 000	4 600	
048	Cereal Preparations And Preparations Of Flours/starch Of Fruit	83 281	49 349	1 700 288	862 369	
054	Vegetables,fresh Chilled,frozen Or Simply Preserved	38 125 694	10 248 079	1 078 491	281 720	
056	Vegetables,roots And Tubers,prepared Or Preserved N.e.s	3 707 595	683 202	-	-	
057	Fruit And Nut,fresh Or Dried	5 619 413	3 422 301	198 507	67 183	

Tabel 23. Lanjutan
Table Continued

Negara/Country		Komoditi/Commodity	Ekspor/Export		Impor/Import	
SITC	Berat Bersih Net Weight (Kg)		Nilai FOB FOB Value (US\$)	Berat Bersih Net Weight (Kg)	Nilai CIF CIF Value (US\$)	
(1)	(2)	(3)	(4)	(5)	(6)	(7)
058	Fruit,preserved And Fruit Preparations		243 566	94 168	23 612	14 672
059	Fruit Juices And Vegetable Juice		31 319	17 502	23 461	8 982
061	Sugar,molasses And Honey		381 894	110 965	3 303 037	872 363
062	Sugar Confectionery		400 079	483 668	6 852	11 288
071	Coffee And Coffee Substitutes		2 581 763	6 550 741	18 900	6 265
072	Cocoa		17 298 166	20 985 043	-	-
073	Chocolate And Other Food Preparations Containing Cocoa N.e.s		-	-	500	942
074	Tea And Mate		2 784 246	2 203 568	-	-
075	Spices		6 425 515	3 002 963	193 191	96 446
081	Feeding Stuff For Animals		3 464 734	865 840	2 223 984	1 218 359
091	Margarine And Shortening		-	-	58 776	9 965
098	Edible Product And Preparations		865 085	523 007	167 072	105 848
111	Non-alcoholic Beverages,n.e.s		52 185	32 404	10 881	4 159
112	Alcoholic Beverages		17 127	6 391	-	-
121	Tobacco,unmanufactured;tobacco Refuse		346 988	509 484	-	-
122	Tobacco,manufactured		44 923	236 791	-	-
222	Oil Seeds Use For Extraction Of Soft Fixed Vegetable Oils		252 814	69 188	2 303 180	541 588
223	Oil Seeds Use For Extraction Of Other Fixed Vegetable Oils		3 181 144	836 449	-	-
231	Natural Rubber Latex;natural Rubber And Similar Natural Gums		519 653	616 144	306 379	293 572
232	Synthetic Rubber Latex;synthetic Rubber And Reclaimed Rubber		261 850	118 952	72 565	88 002
245	Fuel Wood And Wood Charcoal		1 264 806	310 771	-	-
246	Wood In Chips Or Particles And Waste		9 586	1 011	-	-
247	Wood In The Rough Or Roughly Squared		1 079	637	-	-
248	Wood, simply Worked And Railway Sleeper Of Wood		3 770 265	1 381 704	400 887	247 632
264	Jute And Other Textile Bast Fibres, Nes		51 079	134 024	-	-
266	Synthetic Fibres Suitable For Spinning		179	145	-	-
269	Old Clothing And Other Old Textile Articles;rags		27 174	11 265	-	-
273	Stone,sand And Gravel		-	-	55 663 598	1 079 285
274	Sulphur & Unroasted Iron Pyrites		-	-	67 116	72 706
278	Other Crude Minerals		1 972 538	92 668	401 625	51 575
282	Waste And Scrap Metal Of Iron Or Steel		24 000	31 200	400 000	42 000
284	Nickel Ores And Concentrates		-	-	297	401
288	Non-ferrous Base Metal Waste And Scrap, N.e.s.		64 462	26 025	-	-
291	Crude Animal Materials,n.e.s		4 658	4 550	-	-
292	Crude Vegetable Materials,n.e.s		1 276 271	646 039	44 545	6 025
325	Coke And Semi Coke Of Coal,of Lignite,or Of Peat		-	-	1 725 480	204 358

Tabel 23. Lanjutan
Table Continued

Negara/Country		Komoditi/Commodity	Ekspor/Export		Impor/Import	
SITC	Berat Bersih Net Weight (Kg)		Nilai FOB FOB Value (US\$)	Berat Bersih Net Weight (Kg)	Nilai CIF CIF Value (US\$)	
(1)	(2)	(3)	(4)	(5)	(6)	(7)
334		Petroleum Products,refined	358	1 084	247 152	227 282
335		Residual Petroleum Products,nes And Related Materials	102	234	1 094 083	506 064
421		Fixed Vegetable Fats And Oils Soft,crude,refined Or Fractioned	-	-	380	323
422		Fixed Vegetable Fats And Oils Solid,crude,refined/fractioned	107 890 242	48 419 457	-	-
431		Animal And Vegetable Oil And Fat Processed And Wax Of Animal/veg.	8 489 089	5 282 095	140 073	42 058
511		Hydrocarbon,n.e.s And Their Halogenated,nitrated Derivatives	-	-	24 640	19 527
512		Alcohols,phenols,phenol-alcohols And Their Halogenated	286 860	240 852	11 449 451	2 955 907
513		Carboxylic Acids,and Their Anhydrides,halides,peroxides	1 521 970	1 176 199	115 421	88 401
514		Nitrogen-function Compounds	150 252	69 000	188 537	428 149
515		Organo-inorganic And Heterocyclic Compounds	-	-	162 756	683 808
516		Other Organic Chemicals	6 981	9 779	10 495	14 721
522		Inorganic Chemical Elements,oxides And Halogen Salts	30 812	27 000	452 195	269 232
523		Metallic Salts And Peroxysalts	-	-	3 883 561	1 118 120
524		Other Inorganic Chemicals;chemical Compound Of Precious Metals	-	-	3 359	5 485
531		Synthetic Org.colouring Matter	-	-	108 928	268 602
532		Dyeing And Tanning Extracts,and Synthetic Tanning Materials	12 084	11 620	-	-
533		Pigments,paints,varnishes And Related Materials	65 404	28 274	236 813	227 057
541		Medicinal & Pharmaceutical Prod.	39 191	11 644	63 515	15 601
542		Medicaments Incl.veterinari Med.	12 181	25 410	26 640	3 618
551		Essential Oils,perfume And Flavour Materials	11 279	101 646	28 000	94 211
553		Perfumery,cosmetics And Toilet Preparations	2 325 883	1 461 774	32 367	26 970
554		Soap,cleansing And Polishing Preparation	1 531 568	869 184	97 680	41 072
562		Fertilizers,manufactured	134 500	5 177	50 321 946	10 923 184
571		Polymers Of Ethylene,primary Forms	25 392	14 654	2 290 364	1 192 753
572		Polimers Of Styrene,primary Form	28 162	9 811	-	-
573		Polimers Of Vinyl Chloride,prmry	982	2 356	510 074	107 294
574		Poliacetals,polycarbon,primary	-	-	129 069	61 640
575		Other Plastics In Primary Forms	190 993	130 381	737 870	727 186
579		Waste And Scrap Of Plastics	65 264	17 263	-	-
581		Tubes,pipes And Hoses Of Plastic	75 966	32 145	242	2 635
582		Plates,sheets,film Of Plastics	14 297	4 461	705 947	252 233
583		Monofilament,rods,of Plastics	-	-	5 237	25 713
591		Disinfectants,insecticides,fungicides,etc Put In Forms	392 206	2 534 980	111 299	117 124
592		Starches,inulin And Wheat Gluten Albuminoidal Substances:glues	582 813	89 991	142 503	152 722
597		Additive For Mineral Oils	-	-	276 534	195 614

Tabel 23. Lanjutan
Table Continued

Negara/Country		Komoditi/Commodity	Ekspor/Export		Impor/Import	
SITC	Berat Bersih Net Weight (Kg)		Nilai FOB FOB Value (US\$)	Berat Bersih Net Weight (Kg)	Nilai CIF CIF Value (US\$)	
(1)	(2)	(3)	(4)	(5)	(6)	(7)
598	Miscellaneous Chemical Products,n.e.s		6 598	9 672	232 664	237 806
611	Leather		2 517	7 615	-	-
621	Materials Of Rubber		7 805	18 807	103 137	82 180
625	Rubber Tyre,tyre Cases,tyre Treads,inner Tubes And Tyre Flaps		412 943	478 710	214 515	157 871
629	Articles Of Rubber,n.e.s		1 825 776	75 980	167 137	118 192
633	Cork Manufactures		-	-	5 550	4 156
634	Veneers,plywood,improved Or Reconstituted Wood,worked,n.e.s		1 952 551	917 250	114 078	74 727
635	Wood Manufactures,n.e.s		14 368 112	5 155 380	2	1
641	Paper And Paperboard		372 468	326 635	613 311	1 179 412
642	Paper And Paperboard Cut To Size Or Shape And Articles Of Paper		5 403	9 837	8 698	21 884
651	Textile Yarn		-	-	11 282	26 299
652	Cotton Fabrics,woven		31 910	25 614	-	-
653	Fabrics,woven,of Man-made Fibres		16 260	52 273	-	-
654	Textile Fabrics,woven,other Than Of Cotton Or Man-made Fibres		2 948	4 244	-	-
656	Tulle,lace,embroidery,ribbons,trimmings And Other Small Wares		67 160	10 219	-	-
657	Special Yarns,textile Fabrics		49 168	42 233	52 679	145 232
658	Made-up Articles,wholly Or Chiefly Of Textile Materials N.e.s		2 123 014	1 322 102	800	2 010
659	Floor Coverings,etc		23 500	5 656	-	-
661	Lime,cement And Fabricated Construction Materials		31 480	9 275	56 432 674	1 673 623
662	Clay Construction Materials And Refractory Construction Materials		4 942 573	1 734 572	920 830	755 799
663	Mineral Manufactures,n.e.s		303 332	438 593	293 619	548 710
664	Glass		8 419 635	1 859 003	-	-
665	Glassware		449 720	312 225	187 817	132 121
666	Pottery		13 316	12 553	-	-
671	Pig Iron,spiegeleisen,sponge Iron,ferro-alloys		-	-	1 247 716	941 304
673	Flat Rolled Products Not Clad		-	-	1 055 786	449 658
674	Flat Rolled Product,clad,plated		-	-	1 948	2 103
675	Flat Rolled Product,alloy Steel		-	-	34 116	52 655
676	Iron And Steel Bar,rods,angles,shaped And Sections		2 869 833	1 510 629	36 333	40 385
677	Rail And Railway Tract Construction Material Of Iron Or Steel		943	63	-	-
678	Wire Of Iron Or Steel		-	-	1 245 176	762 253
679	Tubes,pipes,hollow Profile,pipe Fitting Of Iron Or Steel		1 893 236	696 308	407 751	282 587
682	Copper		-	-	41 802	24 731
684	Aluminium		6 037 950	10 400 587	60 712	66 723

Tabel
Table 23. Lanjutan
Continued

Negara/Country		Komoditi/Commodity	Ekspor/Export		Impor/Import	
SITC	Berat Bersih Net Weight (Kg)		Nilai FOB FOB Value (US\$)	Berat Bersih Net Weight (Kg)	Nilai CIF CIF Value (US\$)	
(1)	(2)	(3)	(4)	(5)	(6)	(7)
686	Zinc		-	-	1 408 285	726 021
687	Tin		300	11 437	-	-
691	Structures And Parts Of Iron,steel Or Aluminium		77 985	177 028	217 908	214 541
692	Metal Containers For Storage And Transport		39 802	13 251	47 227	109 745
693	Wire Product And Fencing Grills		9 364	24 570	46 744	30 177
694	Nails,screws,nuts,bolts,rivets In The Like Of Iron,steel/copper		-	-	1 163 234	389 082
695	Tools For Use In The Hand Or In Machines		1 269	1 421	9 589	25 921
696	Cutlery		6 126	4 512	37 459	48 584
697	Household Equipment Of Base Metal,n.e.s		8 506	6 602	13 046	22 145
699	Manufactures Of Base Metal N.e.s		67 284	69 639	285 872	417 235
711	Steam And Other Vapour Generating Boilers And Parts		-	-	1 223 572	1 484 972
712	Steam Or Oth Gen.boilers & Parts		-	-	63 104	1 382 404
713	Internal Combustion Piston Engines And Parts		9 978	3 263	16 128	27 767
714	Engines And Motors,non-electric,parts N.e.s		-	-	15 000	165 000
716	Rotating Electric Plant And Parts Thereof,n.e.s		33 061	49 003	10 701	35 113
718	Other Power Generating Machinery And Parts Thereof,n.e.s		610	741	22 121	132 835
721	Agricultural Machinery And Parts		50 818	63 000	184 648	1 052 082
722	Tractors		2 985	5 700	-	-
723	Civil Engineering And Contractor Plant And Equipment And Parts		-	-	44 250	32 470
724	Textile And Leather Machinery,and Parts Thereof.n.e.s		439	500	15 213	29 908
725	Paper Mill And Pulp Mill Machinery,paper Cutting Machine		-	-	6 000	12 000
726	Printing And Bookbinding Machinery And Parts Thereof,n.e.s		-	-	111 418	342 284
727	Food-processing Machines And Parts Thereof,n.e.s		2 750	9 923	1 786 881	9 012 584
728	Other Machine And Equipment Specialized For Particular Industry		93 422	52 111	1 047 777	4 933 705
731	Machine-tools By Removing Metal		1 403	422	36 788	87 590
733	Machine-tool For Working Metal		450	560	46 095	83 142
737	Metal Working Machinery And Part		336 195	350 350	221	1 484
741	Heating And Cooling Equipment And Parts Thereof,n.e.s		2 760	4 858	546 634	1 971 624
742	Pumps For Liquid And Parts		4 021	3 913	115 469	483 165
743	Pumps And Compressors;fans & Blowers;centrifuges And Parts		54 551	172 637	441 285	2 552 217
744	Mechanical Handling Equipment And Parts Thereof,n.e.s		30 730	14 634	34 547	374 659
745	Other Non-electical Machinery,tools And Mechanical Apparatus		13 612	9 965	29 402	267 570
746	Ball Or Roller Bearing		-	-	10 408	31 539
747	Taps,cocks,valves For Pipes		764	6 325	108 258	825 925
748	Transmission Shafts And Cranks		13 777	36 150	142 864	577 367

Tabel
Table 23. Lanjutan
Continued

Negara/Country		Komoditi/Commodity	Ekspor/Export		Impor/Import	
SITC	Berat Bersih Net Weight (Kg)		Nilai FOB FOB Value (US\$)	Berat Bersih Net Weight (Kg)	Nilai CIF CIF Value (US\$)	
(1)	(2)	(3)	(4)	(5)	(6)	(7)
749		Non-electric Parts And Accessories Of Machinery,n.e.s	32 875	25 896	30 787	37 414
751		Office Machines	-	-	4 807	16 862
752		Automatic Data Processing Machines And Units Thereof	27 177	17 434	2 299	2 595
759		Parts,n.e.s Of And Accessories For Machine Heading 751 Or 752	39 060	121 967	-	-
761		Television Receivers	1 342	3 055	29 647	79 698
762		Radio Broadcast Receivers	-	-	5 520	12 796
763		Sound Recorders Or Reproducers	95	50	17 500	655 542
764		Telecommunication Equipment N.e.s And Parts	4 327	4 520	80	1 210
771		Electric Power Machinery & Parts	733	3 329	4 588	13 612
772		Electrical Apparatus For Making And Breaking Electrical Circuit	38 978	10 313	21 026	98 661
773		Equipment For Distributing Electricity	63 490	84 834	6 501	28 892
774		Electric Apparatus For Medical Purpose & Radiological Apparatus	534	482	-	-
775		Household Type,electrical And Non-electrical Equipment,n.e.s	25	125	50 089	71 363
776		Thermionic,cold Cathode And Photo-cathode Valves And Tubes	15 505	5 480	34 776	28 636
778		Electrical Machinery And Apparatus,n.e.s	11 130	56 357	19 111	70 054
782		Motor Vehicle For The Transport Of Goods	-	-	2 222	26 317
784		Parts And Accessories,n.e.s Of The Motor Vehicles	82 662	69 924	45 115	6 580
785		Motorcycles,motor Scooters,and Other Cycles Motorized And Non-mt	7 011	3 153	160 510	313 456
786		Trailer And Other-vehicle,not Motorized	13 110	6 225	90 407	51 776
791		Railway Vehicles And Associated Equipment	-	-	168	317
792		Aircraft And Associated Equipment And Parts Thereof,n.e.s	28	100	-	-
793		Ships,boats And Floating Structures	-	-	939 121	151 165
812		Sanitary,plumbing,heating And Lighting Fixtures And Fittings	-	-	43 717	27 583
813		Lighting Fixtures And Fittings	7 902	8 677	953	1 942
821		Furniture And Parts Thereof	470 385	226 922	28 414	24 837
831		Travel Goods	9 734	15 276	30 797	22 516
841		Men's Coats,jacket,not Knitted	898 367	2 214 324	-	-
842		Women's Coats,jacket,not Knitted	66 398	112 544	-	-
843		Men's Coats,jacket,knitted	65 727	214 950	-	-
844		Women's Coats, Jacket, Knitted	12 442	2 181	-	-
845		Articles Of Apparel, Nes	160 105	140 925	-	-
846		Clothing Accessories Of Textiles Fabrics	2 783	2 933	-	-
848		Articles Of Apparel And Clothing Accessories Of Oth. Than Tex. Fab.	231 702	340 624	695	673
851		Footwear	185 748	80 515	67 715	23 743

Tabel 23. Lanjutan
Table Continued

Negara/Country		Komoditi/Commodity	Ekspor/Export		Impor/Import	
SITC	Berat Bersih Net Weight (Kg)		Nilai FOB FOB Value (US\$)	Berat Bersih Net Weight (Kg)	Nilai CIF CIF Value (US\$)	
(1)	(2)	(3)	(4)	(5)	(6)	(7)
872		Medical Instruments And Appliances, Nes	4 354	14 060	71	2 728
873		Meters And Counters, Nes	147	47	1 738	6 166
874		Measuring, Checking, Analysing And Controlling Instrument And App.	2 750	59 061	28 508	173 787
881		Photographic Apparatus And Equipment, Nes	4 111	1 551	-	-
882		Photographic And Cinematographic Supplies	1 809	2 665	185	2 707
884		Optical Goods,n.e.s	4 674	113 267	-	-
885		Watches And Clocks	399	182	11 143	12 771
892		Printed Matter	2 789	9 426	692	1 502
893		Article,n.e.s Of Plastics	308 016	171 266	3 225 026	1 209 680
894		Baby Carriages,toys,games And Sporting Goods	5 301	15 524	107 939	110 560
895		Office And Stationery Supplies N.e.s	4 495	3 158	13 056	13 545
896		Works Of Art,collectors Pieces And Antiques	50 680	19 511	-	-
898		Musical Instrument And Parts Andaccessories Thereof	300	895	-	-
899		Other Miscellaneous Manufactured Articles,n.e.s	353 846	100 973	147 580	153 276
		Subtotal	293 421 395	161 904 815	223 242 259	67 209 040
Myanmar (burma)						
036		Crustaceans Moluscs And Aquatic Invertebrates	-	-	15 120	51 408
048		Cereal Preparations And Preparations Of Flours/starch Of Fruit	15 057	21 279	-	-
054		Vegetables,fresh Chilled,frozen Or Simply Preserved	-	-	209 500	65 753
081		Feeding Stuff For Animals	-	-	678 300	60 369
091		Margarine And Shortening	80 640	38 304	-	-
222		Oil Seeds Use For Extraction Of Soft Fixed Vegetable Oils	-	-	139 000	34 004
292		Crude Vegetable Materials,n.e.s	-	-	82 378	129 874
422		Fixed Vegetable Fats And Oils Solid,crude,refined/fractioned	8 538 319	3 491 890	-	-
431		Animal And Vegetable Oil And Fat Processed And Wax Of Animal/veg.	2 066 000	693 673	-	-
512		Alcohols,phenols,phenol-alcohols And Their Halogenated	100 000	81 000	-	-
513		Carboxylic Acids,and Their Anhydrides,halides,peroxides	15 000	7 125	-	-
532		Dyeing And Tanning Extracts,and Synthetic Tanning Materials	-	-	80 000	24 448
554		Soap,cleansing And Polishing Preparation	20 000	9 635	-	-
575		Other Plastics In Primary Forms	931 531	462 031	-	-
664		Glass	251 586	69 440	-	-
716		Rotating Electric Plant And Parts Thereof,n.e.s	1 100	4 644	-	-
		Subtotal	12 019 233	4 879 021	1 204 298	365 856
Cambodia						
048		Cereal Preparations And Preparations Of Flours/starch Of Fruit	47 151	61 621	-	-

Tabel 23. Lanjutan
Table Continued

Negara/Country		Komoditi/Commodity	Ekspor/Export		Impor/Import	
SITC	Berat Bersih Net Weight (Kg)		Nilai FOB FOB Value (US\$)	Berat Bersih Net Weight (Kg)	Nilai CIF CIF Value (US\$)	
(1)	(2)	(3)	(4)	(5)	(6)	(7)
122	Tobacco,manufactured		12 982 917	40 941 951	-	-
422	Fixed Vegetable Fats And Oils Solid,crude,refined/fractioned		16 509	10 157	-	-
554	Soap,cleansing And Polishing Preparation		12 096	10 801	-	-
642	Paper And Paperboard Cut To Size Or Shape And Articles Of Paper		559	2 112	-	-
664	Glass		36 115	12 195	-	-
665	Glassware		46 123	26 108	-	-
841	Men's Coats,jacket,not Knitted		679	2 560	-	-
845	Articles Of Apparel, Nes		16 710	54 979	-	-
892	Printed Matter		5 719	17 928	-	-
893	Article,n.e.s Of Plastics		5 963	19 315	-	-
	Subtotal		13 170 541	41 159 727	-	-
Brunei Darussalam						
071	Coffee And Coffee Substitutes		8 252	41 008	-	-
074	Tea And Mate		24 600	22 953	-	-
098	Edible Product And Preparations		82	408	-	-
282	Waste And Scrap Metal Of Iron Or Steel		-	-	7 999 230	840 693
422	Fixed Vegetable Fats And Oils Solid,crude,refined/fractioned		120 449	236 245	-	-
591	Disinfectants,insecticides,fungicides,etc Put In Forms		5 754	16 691	-	-
625	Rubber Tyre,tyre Cases,tyre Treads,inner Tubes And Tyre Flaps		5 796	11 044	-	-
635	Wood Manufactures,n.e.s		87 173	65 104	-	-
642	Paper And Paperboard Cut To Size Or Shape And Articles Of Paper		97	303	-	-
665	Glassware		1 000	4 973	-	-
679	Tubes,pipes,hollow Profile,pipe Fitting Of Iron Or Steel		195 317	70 709	-	-
784	Parts And Accessories,n.e.s Of The Motor Vehicles		66	8 189	-	-
892	Printed Matter		123	628	-	-
893	Article,n.e.s Of Plastics		6	32	-	-
	Subtotal		448 715	478 287	7 999 230	840 693
Laos						
034	Fish,fresh,chilled Or Frozen		714	1 071	-	-
	Subtotal		714	1 071	-	-
Nepal						
057	Fruit And Nut,fresh Or Dried		2 999 444	1 018 210	-	-
075	Spices		46 521	49 668	-	-
223	Oil Seeds Use For Extraction Of Other Fixed Vegetable Oils		215 160	61 418	-	-
554	Soap,cleansing And Polishing Preparation		67 762	47 720	-	-

Tabel 23. Lanjutan
Table Continued

Negara/Country		Komoditi/Commodity	Ekspor/Export		Impor/Import	
SITC	Berat Bersih Net Weight (Kg)		Nilai FOB FOB Value (US\$)	Berat Bersih Net Weight (Kg)	Nilai CIF CIF Value (US\$)	
(1)	(2)	(3)	(4)	(5)	(6)	(7)
	848	Articles Of Apparel And Clothing Accessories Of Oth. Than Tex. Fab.	3 005	6 460	-	-
		Subtotal	3 331 892	1 183 476	-	-
Vietnam						
	034	Fish,fresh,chilled Or Frozen	45 230	21 735	-	-
	036	Crustaceans Molluscs And Aquatic Invertebrates	76 356	58 939	-	-
	042	Rice	-	-	824 200	273 120
	057	Fruit And Nut,fresh Or Dried	-	-	18 850	8 861
	058	Fruit,preserved And Fruit Preparations	40 380	25 843	-	-
	062	Sugar Confectionery	742 421	1 301 564	-	-
	071	Coffee And Coffee Substitutes	24 779	64 999	-	-
	075	Spices	10 000	22 880	49 044	25 391
	081	Feeding Stuff For Animals	5 010 000	375 750	110 000	55 000
	091	Margarine And Shortening	2 556 760	1 439 646	-	-
	098	Edible Product And Preparations	168	343	-	-
	121	Tobacco,unmanufactured;tobacco Refuse	539	1 700	-	-
	122	Tobacco,manufactured	17 977	61 191	-	-
	222	Oil Seeds Use For Extraction Of Soft Fixed Vegetable Oils	-	-	101 195	34 460
	231	Natural Rubber Latex;natural Rubber And Similar Natural Gums	604 800	699 174	-	-
	245	Fuel Wood And Wood Charcoal	26 000	4 158	-	-
	248	Wood, simply Worked And Railway Sleeper Of Wood	1 252 012	355 807	-	-
	251	Pulp And Waste Paper	21 211 308	8 217 219	-	-
	263	Cotton	13 876	6 105	-	-
	273	Stone,sand And Gravel	-	-	180 000	24 286
	278	Other Crude Minerals	-	-	1 377 000	119 145
	292	Crude Vegetable Materials,n.e.s	-	-	11 750	25 557
	422	Fixed Vegetable Fats And Oils Solid,crude,refined/fractioned	5 440 523	4 043 325	-	-
	431	Animal And Vegetable Oil And Fat Processed And Wax Of Animal/veg.	501 708	279 677	-	-
	512	Alcohols,phenols,phenol-alcohols And Their Halogenated	52 179	32 842	-	-
	513	Carboxylic Acids,and Their Anhydrides,halides,peroxides	162 954	84 221	-	-
	514	Nitrogen-function Compounds	-	-	146 250	38 215
	523	Metallic Salts And Peroxysalts	-	-	262 498	45 377
	524	Other Inorganic Chemicals;chemical Compound Of Precious Metals	-	-	101 502	21 738
	554	Soap,cleansing And Polishing Preparation	40 000	18 402	-	-
	562	Fertilizers,manufactured	7 000 000	1 183 000	-	-

Tabel 23. Lanjutan
Table Continued

Negara/Country		Komoditi/Commodity	Ekspor/Export		Impor/Import	
SITC	Berat Bersih Net Weight (Kg)		Nilai FOB FOB Value (US\$)	Berat Bersih Net Weight (Kg)	Nilai CIF CIF Value (US\$)	
(1)	(2)	(3)	(4)	(5)	(6)	(7)
582	Plates,sheets,film Of Plastics	-	-	83 677	67 401	
591	Disinfectants,insecticides,fungicides,etc Put In Forms	213 120	1 740 650	-	-	
592	Starches,inulin And Wheat Gluten Albuminoidal Substances;glues	-	-	345	1 410	
598	Miscellaneous Chemical Products,n.e.s	-	-	138	564	
634	Veneers,plywood,improved Or Reconstituted Wood,worked,n.e.s	1 874 742	445 484	-	-	
635	Wood Manufactures,n.e.s	715 683	311 970	-	-	
641	Paper And Paperboard	192 303	73 540	-	-	
652	Cotton Fabrics,woven	252	1 562	-	-	
663	Mineral Manufactures,n.e.s	99 153	269 828	-	-	
664	Glass	199 031	69 538	-	-	
665	Glassware	221 704	77 692	-	-	
675	Flat Rolled Product,alloy Steel	-	-	21 406	5 673	
678	Wire Of Iron Or Steel	-	-	99 880	29 417	
684	Alumunium	1 808	5 976	305	1 206	
693	Wire Product And Fencing Grills	-	-	85 000	22 041	
694	Nails,screws,nuts,bolts,rivets In The Like Of Iron,steel/copper	-	-	28 800	10 420	
697	Household Equipment Of Base Metal,n.e.s	2 200	15 017	-	-	
713	Internal Combustion Piston Engines And Parts	-	-	8 935	8 764	
733	Machine-tool For Working Metal	48 000	19 547	-	-	
743	Pumps And Compressors;fans & Blowers;centrifuges And Parts	-	-	735	1 206	
744	Mechanical Handling Equipment And Parts Thereof,n.e.s	72 000	36 247	-	-	
748	Transmission Shafts And Cranks	-	-	47 980	28 069	
751	Office Machines	-	-	334	1 364	
784	Parts And Accessories,n.e.s Of The Motor Vehicles	-	-	259	14 079	
785	Motorcycles,motor Scooters,and Other Cycles Motorized And Non-mt	38 460	57 438	31 122	10 568	
811	Prefaricated Buildings	-	-	836 611	682 992	
821	Furniture And Parts Thereof	11 780	38 168	137	128	
848	Articles Of Apparel And Clothing Accessories Of Oth. Than Tex. Fab.	686 284	471 112	-	-	
884	Optical Goods,n.e.s	1 376	81 042	-	-	
892	Printed Matter	1 127	1 252	-	-	
893	Article,n.e.s Of Plastics	63	238	320 244	100 169	
894	Baby Carriages,toys,games And Sporting Goods	-	-	8 000	7 822	
895	Office And Stationery Supplies N.e.s	-	-	3 086	17 783	
	Subtotal	49 209 056	22 014 821	4 759 283	1 682 226	

Maldives

Tabel
Table 23. Lanjutan
Continued

Negara/Country		Komoditi/Commodity	Ekspor/Export		Impor/Import	
SITC	Berat Bersih Net Weight (Kg)		Nilai FOB FOB Value (US\$)	Berat Bersih Net Weight (Kg)	Nilai CIF CIF Value (US\$)	
(1)	(2)	(3)	(4)	(5)	(6)	(7)
	422	Fixed Vegetable Fats And Oils Solid,crude,refined/fractioned	31 254	19 229	-	-
	635	Wood Manufactures,n.e.s	11 174	8 386	-	-
		Subtotal	42 428	27 615	-	-
	India					
	035	Fish,dried Salted Or In Brine;smoked Fish	9 504	17 658	-	-
	042	Rice	-	-	654 000	215 049
	044	Maize,unmilled	-	-	44 725 665	7 548 019
	045	Cereals,unmilled	48 000	45 050	-	-
	046	Meal And Flour Of Wheat And Flour Of Meslin	-	-	150 000	34 387
	048	Cereal Preparations And Preparations Of Flours/starch Of Fruit	9 345	12 535	-	-
	054	Vegetables,fresh Chilled,frozen Or Simply Preserved	-	-	11 036	3 864
	057	Fruit And Nut,fresh Or Dried	34 496 142	11 630 574	20 578	6 671
	058	Fruit,preserved And Fruit Preparations	10 000	4 700	-	-
	061	Sugar,molasses And Honey	-	-	936 000	237 042
	071	Coffee And Coffee Substitutes	979 600	449 869	-	-
	074	Tea And Mate	941 517	828 406	-	-
	075	Spices	1 067 535	738 719	342 909	109 194
	081	Feeding Stuff For Animals	2 826 174	2 167 847	165 202 453	43 002 714
	222	Oil Seeds Use For Extraction Of Soft Fixed Vegetable Oils	-	-	685 459	189 668
	223	Oil Seeds Use For Extraction Of Other Fixed Vegetable Oils	464 540	83 091	-	-
	231	Natural Rubber Latex;natural Rubber And Similar Natural Gums	2 905 560	3 363 327	329 000	297 798
	246	Wood In Chips Or Particles And Waste	15 000	5 620	-	-
	251	Pulp And Waste Paper	12 211 110	4 868 941	-	-
	263	Cotton	-	-	148 613	255 553
	264	Jute And Other Textile Bast Fibres, Nes	-	-	18 000	12 510
	269	Old Clothing And Other Old Textile Articles;rags	200	1 230	-	-
	273	Stone,sand And Gravel	-	-	8 253 400	208 874
	278	Other Crude Minerals	-	-	125 684 655	5 148 048
	283	Copper Ores And Concentrates	21 980 668	20 932 992	-	-
	288	Non-ferrous Base Metal Waste And Scrap, N.e.s.	45 022	14 170	-	-
	292	Crude Vegetable Materials,n.e.s	7 414 508	5 724 420	40 000	29 700
	335	Residual Petroleum Products,nes And Related Materials	-	-	5 000 000	1 165 000
	421	Fixed Vegetable Fats And Oils Soft,crude,refined Or Fractioned	565 200	156 550	-	-
	422	Fixed Vegetable Fats And Oils Solid,crude,refined/fractioned	951 467 373	391 652 877	20 000	21 350
	431	Animal And Vegetable Oil And Fat Processed And Wax Of Animal/veg.	42 340 817	14 407 940	-	-
	511	Hydrocarbon,n.e.s And Their Halogenated,nitrated Derivatives	-	-	500	1 175

Tabel 23. Lanjutan
Table Continued

Negara/Country		Komoditi/Commodity	Ekspor/Export		Impor/Import	
SITC	Berat Bersih Net Weight (Kg)		Nilai FOB FOB Value (US\$)	Berat Bersih Net Weight (Kg)	Nilai CIF CIF Value (US\$)	
(1)	(2)	(3)	(4)	(5)	(6)	(7)
512	Alcohols,phenols,phenol-alcohols And Their Halogenated		215 820	211 223	-	-
513	Carboxylic Acids,and Their Anhydrides,halides,peroxides		3 909 776	2 769 580	-	-
514	Nitrogen-function Compounds		-	-	8 400	89 880
515	Organo-inorganic And Heterocyclic Compounds		-	-	149 182	1 636 034
522	Inorganic Chemical Elements,oxides And Halogen Salts		-	-	950 134	172 081
523	Metallic Salts And Peroxysalts		-	-	346 300	82 953
524	Other Inorganic Chemicals;chemical Compound Of Precious Metals		-	-	5 500	40 000
532	Dyeing And Tanning Extracts,and Synthetic Tanning Materials		4 056 057	6 018 053	1 365 398	410 884
533	Pigments,paints,varnishes And Related Materials		22 000	29 100	90 316	27 695
551	Essential Oils,perfume And Flavour Materials		173 681	1 040 083	-	-
554	Soap,cleansing And Polishing Preparation		3 164 519	1 476 714	10 000	7 537
598	Miscellaneous Chemical Products,n.e.s		-	-	328 099	312 564
621	Materials Of Rubber		-	-	7 622	3 618
625	Rubber Tyre,tyre Cases,tyre Treads,inner Tubes And Tyre Flaps		-	-	228 460	53 024
629	Articles Of Rubber,n.e.s		-	-	936	4 894
634	Veneers,plywood,improved Or Reconstituted Wood,worked,n.e.s		90 875	63 242	-	-
635	Wood Manufactures,n.e.s		33 500	14 650	-	-
641	Paper And Paperboard		26 473	55 097	-	-
642	Paper And Paperboard Cut To Size Or Shape And Articles Of Paper		-	-	322	123
651	Tetile Yarn		-	-	4 066	6 125
658	Made-up Articles,wholly Or Chiefly Of Textile Materials N.e.s		-	-	27 350	23 156
661	Lime,cement And Fabricated Construction Materials		-	-	63 290	13 978
662	Clay Construction Materials And Refractory Construction Materials		-	-	175 161	28 991
663	Mineral Manufactures,n.e.s		-	-	10 001	28 341
664	Glass		350 661	178 183	-	-
665	Glassware		907 561	389 633	312 386	82 803
671	Pig Iron,spiegeleisen,sponge Iron,ferro-alloys		2 102 100	294 218	524 000	276 088
675	Flat Rolled Product,alloy Steel		-	-	1 099 145	319 248
676	Iron And Steel Bar,rods,angels,shaped And Sections		-	-	53 586	21 567
678	Wire Of Iron Or Steel		-	-	292 572	86 155
684	Alumunium		-	-	1 323 917	2 003 693
686	Zinc		-	-	101 775	110 629
692	Metal Containers For Storage And Transport		-	-	1 174	12 474
693	Wire Product And Fencing Grills		-	-	3 497	1 024

Tabel
Table 23. Lanjutan
Continued

Negara/Country		Komoditi/Commodity	Ekspor/Export		Impor/Import	
SITC	Berat Bersih Net Weight (Kg)		Nilai FOB FOB Value (US\$)	Berat Bersih Net Weight (Kg)	Nilai CIF CIF Value (US\$)	
(1)	(2)	(3)	(4)	(5)	(6)	(7)
694	Nails,screws,nuts,bolts,rivets In The Like Of Iron,steel/copper	-	-	12 736	4 332	
695	Tools For Use In The Hand Or In Machines	-	-	29 192	6 738	
697	Household Equipment Of Base Metal,n.e.s	-	-	56 839	14 409	
699	Manufactures Of Base Metal N.e.s	-	-	19 788	76 755	
713	Internal Combustion Piston Engines And Parts	-	-	26 827	28 324	
716	Rotating Electric Plant And Parts Thereof,n.e.s	-	-	310	4 013	
721	Agricultural Machinery And Parts	-	-	1 759	2 372	
723	Civil Engineering And Contractor Plant And Equipment And Parts	-	-	69	111	
724	Textile And Leather Machinery,and Parts Thereof.n.e.s	-	-	144	1 186	
725	Paper Mill And Pulp Mill Machinery,paper Cutting Machine	-	-	120	5 934	
727	Food-processing Machines And Parts Thereof,n.e.s	-	-	30 541	302 437	
728	Other Machine And Equipment Specialized For Particular Industry	413 495	501 358	31 040	199 085	
737	Metal Working Machinery And Part	-	-	87	1 074	
741	Heating And Cooling Equipment And Parts Thereof,n.e.s	-	-	1 312	15 981	
742	Pumps For Liquid And Parts	-	-	1 586	10 422	
743	Pumps And Compressors;fans & Blowers;centrifuges And Parts	-	-	4 352	94 353	
744	Mechanical Handling Equipment And Parts Thereof,n.e.s	-	-	596	7 280	
745	Other Non-electical Machinery,tools And Mechanical Apparatus	-	-	13 880	25 046	
746	Ball Or Roller Bearing	-	-	2 446	7 854	
747	Taps,cocks,valves For Pipes	-	-	194 522	691 424	
748	Transmission Shafts And Cranks	-	-	97 562	109 980	
749	Non-electric Parts And Accessories Of Machinery,n.e.s	31	1 500	3 487	923	
752	Automatic Data Processing Machines And Units Thereof	-	-	268	2 540	
772	Electrical Apparatus For Making And Breaking Electrical Circuit	-	-	142	1 743	
775	Household Type,electrical And Non-electrical Equipment,n.e.s	-	-	2 342	476	
776	Thermionic,cold Cathode And Photo-cathode Valves And Tubes	-	-	8	227	
778	Electrical Machinery And Apparatus,n.e.s	-	-	1 125	18 787	
785	Motorcycles,motor Scooters,and Other Cycles Motorized And Non-mt	-	-	590 663	148 465	
812	Sanitary,plumbing,heating And Lighting Fixtures And Fittings	-	-	1 009	1 200	
821	Furniture And Parts Thereof	8 364	8 447	-	-	
841	Men's Coats,jacket,not Knitted	-	-	54 461	13 436	
848	Articles Of Apparel And Clothing Accessories Of Oth. Than Tex. Fab.	2 363	6 158	-	-	
873	Meters And Counters, Nes	-	-	139	1 221	
874	Measuring, Checking, Analysing And Controlling Instrument And	45	4 000	595	12 973	

Tabel 23. Lanjutan
Table Continued

Negara/Country		Komoditi/Commodity	Ekspor/Export		Impor/Import	
SITC	Berat Bersih Net Weight (Kg)		Nilai FOB FOB Value (US\$)	Berat Bersih Net Weight (Kg)	Nilai CIF CIF Value (US\$)	
(1)	(2)	(3)	(4)	(5)	(6)	(7)
		App.				
884		Optical Goods,n.e.s	37 974	985 633	23	1 796
892		Printed Matter	78	2 293	925	106
893		Article,n.e.s Of Plastics	-	-	3 251	2 923
895		Office And Stationery Supplies N.e.s	-	-	59 256	22 237
		Subtotal	1 095 313 188	471 155 681	360 948 259	66 180 338
		Pakistan				
022		Milk And Cream And Milk Products Other Than Butter Or Cheese	50 960	10 050	-	-
057		Fruit And Nut,fresh Or Dried	14 033 500	7 632 113	6 468	4 032
062		Sugar Confectionery	1 771	3 321	-	-
074		Tea And Mate	1 277 615	1 409 031	-	-
075		Spices	638 099	358 978	-	-
081		Feeding Stuff For Animals	199 430	34 538	-	-
223		Oil Seeds Use For Extraction Of Other Fixed Vegetable Oils	64 900	15 147	-	-
231		Natural Rubber Latex;natural Rubber And Similar Natural Gums	1 550 465	1 677 089	-	-
248		Wood, simply Worked And Railway Sleeper Of Wood	19 358	736	-	-
251		Pulp And Waste Paper	27 816	4 993	-	-
273		Stone,sand And Gravel	-	-	19 100	3 745
292		Crude Vegetable Materials,n.e.s	14 992 286	2 387 478	-	-
422		Fixed Vegetable Fats And Oils Solid,crude,refined/fractioned	208 674 697	89 777 508	-	-
431		Animal And Vegetable Oil And Fat Processed And Wax Of Animal/veg.	6 786 458	1 436 223	-	-
512		Alcohols,phenols,phenol-alcohols And Their Halogenated	20 000	16 746	-	-
513		Carboxylic Acids,and Their Anhydrides,halides,peroxides	16 000	12 494	-	-
522		Inorganic Chemical Elements,oxides And Halogen Salts	-	-	114 682	48 615
532		Dyeing And Tanning Extracts,and Synthetic Tanning Materials	139 000	160 700	-	-
551		Essential Oils,perfume And Flavour Materials	800	5 040	-	-
554		Soap,cleansing And Polishing Preparation	3 035 596	627 550	-	-
592		Starches,inulin And Wheat Gluten Albuminoidal Substances;glues	-	-	14 000	52 900
621		Materials Of Rubber	28 000	44 420	-	-
625		Rubber Tyre,tyre Cases,tyre Treads,inner Tubes And Tyre Flaps	88 402	132 771	-	-
629		Articles Of Rubber,n.e.s	154	22	-	-
634		Veneers,plywood,improved Or Reconstituted Wood,worked,n.e.s	852 971	166 366	-	-
641		Paper And Paperboard	27 816	4 993	-	-
642		Paper And Paperboard Cut To Size Or Shape And Articles Of Paper	26 352	2 661	-	-

Tabel 23. Lanjutan
Table Continued

Negara/Country		Komoditi/Commodity	Ekspor/Export		Impor/Import	
SITC	Berat Bersih Net Weight (Kg)		Nilai FOB FOB Value (US\$)	Berat Bersih Net Weight (Kg)	Nilai CIF CIF Value (US\$)	
(1)	(2)	(3)	(4)	(5)	(6)	(7)
663	Mineral Manufactures,n.e.s		30 940	65 088	-	-
664	Glass		24 448	9 840	-	-
665	Glassware		1 200 640	675 717	142 884	14 718
699	Manufactures Of Base Metal N.e.s		-	-	424 400	100 000
713	Internal Combustion Piston Engines And Parts		-	-	6	5 040
813	Lighting Fixtures And Fittings		28 284	59 313	-	-
848	Articles Of Apparel And Clothing Accessories Of Oth. Than Tex. Fab.		29 284	82 530	-	-
884	Optical Goods,n.e.s		1 218	10 031	-	-
921	Export For Pebt		33 000	6 210	-	-
	Subtotal		253 900 260	106 829 697	721 540	229 050
Bangladesh						
017	Meat And Edible Meat Offal, Prepared Or Preserved, N.e.s.		500 000	192 500	-	-
048	Cereal Preparations And Preparations Of Flours/starch Of Fruit		9 600	3 383	-	-
057	Fruit And Nut,fresh Or Dried		13 732 228	4 234 710	-	-
062	Sugar Confectionery		3 125	6 345	-	-
075	Spices		34 531	12 800	-	-
223	Oil Seeds Use For Extraction Of Other Fixed Vegetable Oils		249 750	32 194	-	-
251	Pulp And Waste Paper		491 211	184 327	-	-
292	Crude Vegetable Materials,n.e.s		2 749 734	516 283	-	-
422	Fixed Vegetable Fats And Oils Solid,crude,refined/fractioned		106 731 712	39 889 096	-	-
431	Animal And Vegetable Oil And Fat Processed And Wax Of Animal/veg.		16 500	8 945	-	-
512	Alcohols,phenols,phenol-alcohols And Their Halogenated		80 000	65 350	-	-
513	Carboxylic Acids,and Their Anhydrides,halides,peroxides		1 159 000	524 580	-	-
532	Dyeing And Tanning Extracts,and Synthetic Tanning Materials		39 000	40 850	-	-
554	Soap,cleansing And Polishing Preparation		1 480 000	709 420	-	-
625	Rubber Tyre,tyre Cases,tyre Treads,inner Tubes And Tyre Flaps		77 305	72 935	-	-
635	Wood Manufactures,n.e.s		10 545	5 491	-	-
657	Special Yarns,textile Fabrics		-	-	17 600	3 891
658	Made-up Articles,wholly Or Chiefly Of Textile Materials N.e.s		-	-	639 003	323 174
664	Glass		1 381 516	269 803	-	-
665	Glassware		2 786 160	460 822	-	-
679	Tubes,pipes,hollow Profile,pipe Fitting Of Iron Or Steel		109 139	26 605	-	-
848	Articles Of Apparel And Clothing Accessories Of Oth. Than Tex. Fab.		9 622	19 950	-	-
884	Optical Goods,n.e.s		1 829	11 870	-	-

Tabel 23. Lanjutan
Table Continued

Negara/Country		Komoditi/Commodity	Ekspor/Export		Impor/Import	
SITC	Berat Bersih Net Weight (Kg)		Nilai FOB FOB Value (US\$)	Berat Bersih Net Weight (Kg)	Nilai CIF CIF Value (US\$)	
(1)	(2)	(3)	(4)	(5)	(6)	(7)
		Subtotal	131 652 507	47 288 259	656 603	327 065
		Sri Lanka				
	046	Meal And Flour Of Wheat And Flour Of Meslin	-	-	365 500	99 616
	057	Fruit And Nut,fresh Or Dried	17 500	1 750	-	-
	062	Sugar Confectionery	6 152	12 540	-	-
	081	Feeding Stuff For Animals	36 260	7 066	-	-
	091	Margarine And Shortening	64 631	25 400	-	-
	121	Tobacco,unmanufactured;tobacco Refuse	5 987	32 569	-	-
	231	Natural Rubber Latex;natural Rubber And Similar Natural Gums	685 440	794 868	-	-
	248	Wood, simply Worked And Railway Sleeper Of Wood	81 355	48 718	-	-
	269	Old Clothing And Other Old Textile Articles;rags	225	100	-	-
	278	Other Crude Minerals	20 000	2 890	-	-
	288	Non-ferrous Base Metal Waste And Scrap, N.e.s.	15 880	4 758	-	-
	422	Fixed Vegetable Fats And Oils Solid,crude,refined/fractioned	24 403 321	10 814 324	-	-
	533	Pigments,paints, varnishes And Related Materials	475	2 434	-	-
	554	Soap,cleansing And Polishing Preparation	181 440	160 120	-	-
	562	Fertilizers,manufactured	60 000	13 650	-	-
	575	Other Plastics In Primary Forms	370 834	146 364	-	-
	598	Miscellaneous Chemical Products,n.e.s	-	-	600	942
	634	Veneers,plywood,improved Or Reconstituted Wood,worked,n.e.s	120 012	49 688	-	-
	635	Wood Manufactures,n.e.s	77 600	41 033	-	-
	662	Clay Construction Materials And Refractory Construction Materials	318 790	88 295	-	-
	664	Glass	401 341	52 541	-	-
	665	Glassware	468 158	178 410	-	-
	676	Iron And Steel Bar,rods,angels,shaped And Sections	63 685	24 047	-	-
	679	Tubes,pipes,hollow Profile,pipe Fitting Of Iron Or Steel	5 463	2 826	-	-
	684	Alumunium	33 447	75 793	-	-
	694	Nails,screws,nuts,bolts,rivets In The Like Of Iron,steel/copper	29	112	-	-
	695	Tools For Use In The Hand Or In Machines	7	30	-	-
	728	Other Machine And Equipment Specialized For Particular Industry	4 500	27 750	-	-
	742	Pumps For Liquid And Parts	6 466	45 490	-	-
	743	Pumps And Compressors;fans & Blowers;centrifuges And Parts	14	679	-	-
	772	Electrical Apparatus For Making And Breaking Electrical Circuit	12 962	83 256	-	-
	773	Equipment For Distributing Electricity	1 092	5 565	-	-
	778	Electrical Machinery And Apparatus,n.e.s	4 504	25 551	-	-

Tabel 23. Lanjutan
Table Continued

Negara/Country		Komoditi/Commodity	Ekspor/Export		Impor/Import	
SITC	Berat Bersih Net Weight (Kg)		Nilai FOB FOB Value (US\$)	Berat Bersih Net Weight (Kg)	Nilai CIF CIF Value (US\$)	
(1)	(2)	(3)	(4)	(5)	(6)	(7)
	812	Sanitary,plumbing,heating And Lighting Fixtures And Fittings	108	810	-	-
	813	Lighting Fixtures And Fittings	14 184	63 691	-	-
	821	Furniture And Parts Thereof	650	2 031	-	-
	843	Men's Coats,jacket,knitted	7 588	27 912	-	-
	874	Measuring, Checking, Analysing And Controlling Instrument And App.	1 929	14 390	-	-
	893	Article,n.e.s Of Plastics	5 113	27 227	31 900	175 926
		Subtotal	27 497 142	12 904 678	398 000	276 484
Afghanistan						
	057	Fruit And Nut,fresh Or Dried	5 886 606	2 291 735	-	-
	074	Tea And Mate	456 798	456 289	-	-
	665	Glassware	63 294	40 960	-	-
		Subtotal	6 406 698	2 788 984	-	-
Batam						
	012	Other Meat,other Edible Meat Offal,fresh,chilled Or Frozen	-	-	12 145	63 953
	036	Crustaceans Molluscs And Aquatic Invertebrates	-	-	21 556	193 314
	062	Sugar Confectionery	-	-	8 440	20 087
	071	Coffee And Coffee Substitutes	-	-	18 000	31 928
	081	Feeding Stuff For Animals	-	-	14 572	12 002
	222	Oil Seeds Use For Extraction Of Soft Fixed Vegetable Oils	-	-	1 030	2 444
	248	Wood, simply Worked And Railway Sleeper Of Wood	-	-	39 385	9 896
	272	Fertilizers,crude	-	-	256 320	27 297
	422	Fixed Vegetable Fats And Oils Solid,crude,refined/fractioned	-	-	346 826	196 383
	431	Animal And Vegetable Oil And Fat Processed And Wax Of Animal/veg.	-	-	1 849	1 425
	513	Carboxylic Acids,and Their Anhydrides,halides,peroxides	-	-	30 648	23 600
	514	Nitrogen-function Compounds	-	-	1 243	425
	554	Soap,cleansing And Polishing Preparation	-	-	180 000	67 650
	591	Disinfectants,insecticides,fungicides,etc Put In Forms	-	-	24 594	493 572
	635	Wood Manufactures,n.e.s	-	-	24 825	32 176
	663	Mineral Manufactures,n.e.s	-	-	7 300	21 560
	664	Glass	-	-	18 823	7 269
	679	Tubes,pipes,hollow Profile,pipe Fitting Of Iron Or Steel	-	-	30 450	11 707
	692	Metal Containers For Storage And Transport	-	-	9 000	800
	721	Agricultural Machinery And Parts	-	-	1 490	1 447
	727	Food-processing Machines And Parts Thereof,n.e.s	-	-	1 015	4 920
	728	Other Machine And Equipment Specialized For Particular	-	-	69 005	95 117

Tabel 23. Lanjutan
Table Continued

Negara/Country		Komoditi/Commodity	Ekspor/Export		Impor/Import	
SITC	Berat Bersih Net Weight (Kg)		Nilai FOB FOB Value (US\$)	Berat Bersih Net Weight (Kg)	Nilai CIF CIF Value (US\$)	
(1)	(2)	(3)	(4)	(5)	(6)	(7)
		Industry				
	743	Pumps And Compressors;fans & Blowers;centrifuges And Parts	-	-	5 555	6 793
	748	Transmission Shafts And Cranks	-	-	340	2 567
	772	Electrical Apparatus For Making And Breaking Electrical Circuit	-	-	515	14 601
	821	Furniture And Parts Thereof	-	-	48 249	90 588
	848	Articles Of Apparel And Clothing Accessories Of Oth. Than Tex. Fab.	-	-	6 257	17 306
	894	Baby Carriages,toys,games And Sporting Goods	-	-	1 030	2 444
	899	Other Miscellaneous Manufactured Articles,n.e.s	-	-	14 800	7 035
		Subtotal	-	-	1 195 262	1 460 306
		Iraq				
	091	Margarine And Shortening	47 730 578	25 981 532	-	-
	422	Fixed Vegetable Fats And Oils Solid,crude,refined/fractioned	11 855 886	4 723 413	-	-
	554	Soap,cleansing And Polishing Preparation	2 274 398	1 426 458	-	-
		Subtotal	61 860 862	32 131 403	-	-
		Iran				
	034	Fish,fresh,chilled Or Frozen	474	4 732	-	-
	057	Fruit And Nut,fresh Or Dried	34 495 032	11 337 917	51 013	11 789
	059	Fruit Juices And Vegetable Juice	19	23	-	-
	071	Coffee And Coffee Substitutes	18 014	300 616	-	-
	072	Cocoa	95 000	135 375	-	-
	074	Tea And Mate	87 923	109 692	-	-
	091	Margarine And Shortening	1 013 472	568 034	-	-
	122	Tobacco,manufactured	6	21	-	-
	231	Natural Rubber Latex;natural Rubber And Similar Natural Gums	20 160	26 006	-	-
	278	Other Crude Minerals	-	-	4 349 106	744 788
	335	Residual Petroleum Products,nes And Related Materials	-	-	1 932 880	387 002
	422	Fixed Vegetable Fats And Oils Solid,crude,refined/fractioned	18 727 464	8 685 762	-	-
	431	Animal And Vegetable Oil And Fat Processed And Wax Of Animal/veg.	649 568	487 301	-	-
	512	Alcohols,phenols,phenol-alcohols And Their Halogenated	683 351	737 631	-	-
	513	Carboxylic Acids,and Their Anhydrides,halides,peroxides	30 000	17 970	-	-
	625	Rubber Tyre,tyre Cases,tyre Treads,inner Tubes And Tyre Flaps	92 608	137 269	-	-
	634	Veneers,plywood,improved Or Reconstituted Wood,worked,n.e.s	3 065 240	2 113 966	-	-
	635	Wood Manufactures,n.e.s	22 436	16 742	-	-
	652	Cotton Fabrics,woven	6 843	18 339	-	-
	665	Glassware	112 608	75 903	2 777	2 145

Tabel 23. Lanjutan
Table Continued

Negara/Country		Komoditi/Commodity	Ekspor/Export		Impor/Import	
SITC	Berat Bersih Net Weight (Kg)		Nilai FOB FOB Value (US\$)	Berat Bersih Net Weight (Kg)	Nilai CIF CIF Value (US\$)	
(1)	(2)	(3)	(4)	(5)	(6)	(7)
673	Flat Rolled Products Not Clad	-	-	33 764	19 520	
679	Tubes, pipes, hollow Profile, pipe Fitting Of Iron Or Steel	1 804 406	1 010 682	-	-	
684	Alumunium	-	-	275 030	392 386	
692	Metal Containers For Storage And Transport	18 720	18 324	-	-	
728	Other Machine And Equipment Specialized For Particular Industry	95 071	150 700	-	-	
821	Furniture And Parts Thereof	156 400	108 776	-	-	
848	Articles Of Apparel And Clothing Accessories Of Oth. Than Tex. Fab.	16 060	36 300	-	-	
885	Watches And Clocks	-	-	393	304	
894	Baby Carriages, toys, games And Sporting Goods	-	-	315	243	
	Subtotal	61 210 875	26 098 081	6 645 278	1 558 177	
Arabia, Saudi						
057	Fruit And Nut, fresh Or Dried	125 650	40 250	-	-	
062	Sugar Confectionery	148 805	317 535	-	-	
073	Chocolate And Other Food Preparations Containing Cocoa N.e.s	6 739	15 840	-	-	
091	Margarine And Shortening	2 148 781	1 098 179	-	-	
245	Fuel Wood And Wood Charcoal	1 051 549	137 264	-	-	
431	Animal And Vegetable Oil And Fat Processed And Wax Of Animal/veg.	1 609 594	1 054 507	-	-	
512	Alcohols, phenols, phenol-alcohols And Their Halogenated	424 500	236 800	-	-	
571	Polymers Of Ethylene, primary Forms	-	-	4 942 250	4 466 615	
575	Other Plastics In Primary Forms	-	-	106 250	90 313	
625	Rubber Tyre, tyre Cases, tyre Treads, inner Tubes And Tyre Flaps	358 444	590 914	-	-	
634	Veneers, plywood, improved Or Reconstituted Wood, worked, n.e.s	22 504 014	5 956 278	-	-	
635	Wood Manufactures, n.e.s	575 860	277 916	-	-	
641	Paper And Paperboard	12 145	23 611	-	-	
661	Lime, cement And Fabricated Construction Materials	-	-	306 680	108 568	
664	Glass	563 598	241 891	-	-	
665	Glassware	491 714	285 537	-	-	
759	Parts, n.e.s Of And Accessories For Machine Heading 751 Or 752	81	515	-	-	
778	Electrical Machinery And Apparatus, n.e.s	91 354	139 895	-	-	
813	Lighting Fixtures And Fittings	28 059	103 541	-	-	
821	Furniture And Parts Thereof	26 244	72 300	-	-	
841	Men's Coats, jacket, not Knitted	2 773	10 383	-	-	
842	Women's Coats, jacket, not Knitted	10 369	38 368	-	-	
848	Articles Of Apparel And Clothing Accessories Of Oth. Than Tex.	7 202	17 600	-	-	

Tabel 23. Lanjutan
Table Continued

Negara/Country		Komoditi/Commodity	Ekspor/Export		Impor/Import	
SITC	Berat Bersih Net Weight (Kg)		Nilai FOB FOB Value (US\$)	Berat Bersih Net Weight (Kg)	Nilai CIF CIF Value (US\$)	
(1)	(2)	(3)	(4)	(5)	(6)	(7)
		Fab.				
	884	Optical Goods,n.e.s	3 175	26 343	-	-
	899	Other Miscellaneous Manufactured Articles,n.e.s	1 317	3 395	-	-
		Subtotal	30 191 967	10 688 862	5 355 180	4 665 496
	Israel					
	231	Natural Rubber Latex;natural Rubber And Similar Natural Gums	40 320	55 238	-	-
		Subtotal	40 320	55 238	-	-
	Kuwait					
	062	Sugar Confectionery	2 866	4 860	-	-
	091	Margarine And Shortening	53 440	24 931	-	-
	245	Fuel Wood And Wood Charcoal	625 994	88 210	-	-
	422	Fixed Vegetable Fats And Oils Solid,crude,refined/fractioned	32 868	19 112	-	-
	554	Soap,cleansing And Polishing Preparation	24 192	18 220	-	-
	571	Polymers Of Ethylene,primary Forms	-	-	989 985	925 650
	634	Veneers,plywood,improved Or Reconstituted Wood,worked,n.e.s	671 803	267 227	-	-
	635	Wood Manufactures,n.e.s	69 650	15 284	-	-
	665	Glassware	46 672	19 509	-	-
	851	Footwear	133	1 239	-	-
	893	Article,n.e.s Of Plastics	7 420	7 153	-	-
		Subtotal	1 535 038	465 745	989 985	925 650
	Jordan					
	062	Sugar Confectionery	3 554	5 624	-	-
	074	Tea And Mate	90 460	86 820	-	-
	122	Tobacco,manufactured	1 801 906	5 927 040	-	-
	231	Natural Rubber Latex;natural Rubber And Similar Natural Gums	80 640	105 939	-	-
	248	Wood, simply Worked And Railway Sleeper Of Wood	45 440	45 006	-	-
	422	Fixed Vegetable Fats And Oils Solid,crude,refined/fractioned	396 596 690	166 410 114	-	-
	431	Animal And Vegetable Oil And Fat Processed And Wax Of Animal/veg.	4 058 400	1 523 033	-	-
	512	Alcohols,phenols,phenol-alcohols And Their Halogenated	40 000	34 270	-	-
	554	Soap,cleansing And Polishing Preparation	80 000	38 480	-	-
	562	Fertilizers,manufactured	-	-	14 700 000	2 140 600
	625	Rubber Tyre,tyre Cases,tyre Treads,inner Tubes And Tyre Flaps	121 055	166 906	-	-
	634	Veneers,plywood,improved Or Reconstituted Wood,worked,n.e.s	5 242 062	3 538 308	-	-
	635	Wood Manufactures,n.e.s	212 700	159 757	-	-
	642	Paper And Paperboard Cut To Size Or Shape And Articles Of Paper	490	1 616	-	-

Tabel 23. Lanjutan
Table Continued

Negara/Country		Komoditi/Commodity	Ekspor/Export		Impor/Import	
SITC	Berat Bersih Net Weight (Kg)		Nilai FOB FOB Value (US\$)	Berat Bersih Net Weight (Kg)	Nilai CIF CIF Value (US\$)	
(1)	(2)	(3)	(4)	(5)	(6)	(7)
	665	Glassware	126 084	57 133	-	-
	684	Aluminium	475 060	847 179	-	-
	892	Printed Matter	657	2 187	-	-
	893	Article,n.e.s Of Plastics	1 512	5 001	-	-
	899	Other Miscellaneous Manufactured Articles,n.e.s	108 656	6 467	-	-
		Subtotal	409 085 366	178 960 880	14 700 000	2 140 600
Lebanon						
	034	Fish,fresh,chilled Or Frozen	42 138	35 749	-	-
	036	Crustaceans Molluscs And Aquatic Invertebrates	4 833	3 929	-	-
	075	Spices	10 000	19 870	-	-
	122	Tobacco,manufactured	63 512	210 000	-	-
	422	Fixed Vegetable Fats And Oils Solid,crude,refined/fractioned	300 000	133 500	-	-
	634	Veneers,plywood,improved Or Reconstituted Wood,worked,n.e.s	61 412	30 713	-	-
	665	Glassware	113 890	56 311	-	-
	813	Lighting Fixtures And Fittings	2 405	5 741	-	-
	821	Furniture And Parts Thereof	3 021	8 128	-	-
	884	Optical Goods,n.e.s	1 567	13 987	-	-
	893	Article,n.e.s Of Plastics	98	323	-	-
	895	Office And Stationery Supplies N.e.s	329	1 109	-	-
		Subtotal	603 205	519 360	-	-
Yemen						
	057	Fruit And Nut,fresh Or Dried	38 386	26 146	-	-
	062	Sugar Confectionery	21 565	25 158	-	-
	292	Crude Vegetable Materials,n.e.s	18 012	13 099	-	-
	422	Fixed Vegetable Fats And Oils Solid,crude,refined/fractioned	16 999 810	7 363 336	-	-
	512	Alcohols,phenols,phenol-alcohols And Their Halogenated	40 000	24 000	-	-
	554	Soap,cleansing And Polishing Preparation	828 858	401 926	-	-
	634	Veneers,plywood,improved Or Reconstituted Wood,worked,n.e.s	517 868	253 954	-	-
	635	Wood Manufactures,n.e.s	68 060	18 771	-	-
	664	Glass	25 781	5 464	-	-
	665	Glassware	117 118	67 678	-	-
	872	Medical Instruments And Appliances, Nes	20 012	60 000	-	-
		Subtotal	18 695 470	8 259 532	-	-
Oman						
	062	Sugar Confectionery	2 423	3 980	-	-
	091	Margarine And Shortening	80 000	39 400	-	-

Tabel 23. Lanjutan
Table Continued

Negara/Country		Komoditi/Commodity	Ekspor/Export		Impor/Import	
SITC	Berat Bersih Net Weight (Kg)		Nilai FOB FOB Value (US\$)	Berat Bersih Net Weight (Kg)	Nilai CIF CIF Value (US\$)	
(1)	(2)	(3)	(4)	(5)	(6)	(7)
	422	Fixed Vegetable Fats And Oils Solid,crude,refined/fractioned	6 070 736	2 418 552	-	-
	431	Animal And Vegetable Oil And Fat Processed And Wax Of Animal/veg.	147 000	109 305	-	-
	513	Carboxylic Acids,and Their Anhydrides,halides,peroxides	2 000	1 730	-	-
	635	Wood Manufactures,n.e.s	37 385	11 401	-	-
	786	Trailer And Other-vehicle,not Motorized	28 200	24 590	-	-
	848	Articles Of Apparel And Clothing Accessories Of Oth. Than Tex. Fab.	3 832	8 040	-	-
		Subtotal	6 371 576	2 616 998	-	-
	Syria					
	057	Fruit And Nut,fresh Or Dried	24 930	16 703	-	-
	075	Spices	103 000	44 536	-	-
	091	Margarine And Shortening	2 286 000	1 571 701	-	-
	422	Fixed Vegetable Fats And Oils Solid,crude,refined/fractioned	28 188 172	11 956 730	-	-
	431	Animal And Vegetable Oil And Fat Processed And Wax Of Animal/veg.	1 019 424	449 991	-	-
	512	Alcohols,phenols,phenol-alcohols And Their Halogenated	160 000	122 800	-	-
	625	Rubber Tyre,tyre Cases,tyre Treads,inner Tubes And Tyre Flaps	233 892	161 695	-	-
	634	Veneers,plywood ,improved Or Reconstituted Wood,worked,n.e.s	11 725 909	2 445 531	-	-
	635	Wood Manufactures,n.e.s	18 000	1 970	-	-
	665	Glassware	249 833	238 850	-	-
	884	Optical Goods,n.e.s	1 227	128 581	-	-
		Subtotal	44 010 387	17 139 088	-	-
	Turkey					
	046	Meal And Flour Of Wheat And Flour Of Meslin	-	-	3 995 500	1 006 528
	057	Fruit And Nut,fresh Or Dried	25 000	17 250	2 000	13 268
	074	Tea And Mate	57 000	67 260	-	-
	075	Spices	491 496	223 288	-	-
	091	Margarine And Shortening	1 200 000	591 100	-	-
	122	Tobacco,manufactured	472 637	1 554 000	-	-
	231	Natural Rubber Latex;natural Rubber And Similar Natural Gums	13 464 178	16 199 110	-	-
	232	Synthetic Rubber Latex;synthetic Rubber And Reclaimed Rubber	-	-	3 150	1 100
	248	Wood, simply Worked And Railway Sleeper Of Wood	15 536	15 759	-	-
	273	Stone,sand And Gravel	-	-	241 068	47 968
	278	Other Crude Minerals	-	-	352 000	50 002
	422	Fixed Vegetable Fats And Oils Solid,crude,refined/fractioned	31 391 046	14 433 077	-	-
	431	Animal And Vegetable Oil And Fat Processed And Wax Of	12 835 569	6 864 860	-	-

Tabel 23. Lanjutan
Table Continued

Negara/Country		Komoditi/Commodity	Ekspor/Export		Impor/Import	
SITC	Berat Bersih Net Weight (Kg)		Nilai FOB FOB Value (US\$)	Berat Bersih Net Weight (Kg)	Nilai CIF CIF Value (US\$)	
(1)	(2)	(3)	(4)	(5)	(6)	(7)
		Animal/veg.				
512		Alcohols,phenols,phenol-alcohols And Their Halogenated	31 999	29 793	-	-
513		Carboxylic Acids,and Their Anhydrides,halides,peroxides	176 319	103 702	-	-
514		Nitrogen-function Compounds	60 000	46 376	-	-
523		Metallic Salts And Peroxysalts	-	-	5 249 400	1 883 988
551		Essential Oils,perfume And Flavour Materials	19 320	84 626	-	-
598		Miscellaneous Chemical Products,n.e.s	42 000	32 438	-	-
621		Materials Of Rubber	168 500	333 180	-	-
634		Veneers,plywood,improved Or Reconstituted Wood,worked,n.e.s	22 004	24 513	-	-
635		Wood Manufactures,n.e.s	131 711	213 989	-	-
642		Paper And Paperboard Cut To Size Or Shape And Articles Of Paper	824	2 710	-	-
664		Glass	50 112	19 212	-	-
665		Glassware	263 069	113 228	-	-
718		Other Power Generating Machinery And Parts Thereof,n.e.s	-	-	927	16 429
725		Paper Mill And Pulp Mill Machinery,paper Cutting Machine	-	-	520	1 000
743		Pumps And Compressors;fans & Blowers;centrifuges And Parts	-	-	68	99
747		Taps,cocks,valves For Pipes	-	-	1 128	9 599
848		Articles Of Apparel And Clothing Accessories Of Oth. Than Tex. Fab.	326 145	847 437	-	-
884		Optical Goods,n.e.s	2 172	76 617	-	-
892		Printed Matter	23	79	-	-
893		Article,n.e.s Of Plastics	1 459	4 803	6 546	2 286
894		Baby Carriages,toys,games And Sporting Goods	50	2 438	-	-
		Subtotal	61 248 169	41 900 845	9 852 307	3 032 267
Arab Emirates, United						
035		Fish,dried Salted Or In Brine;smoked Fish	130	272	-	-
046		Meal And Flour Of Wheat And Flour Of Meslin	-	-	12 787 500	2 848 275
057		Fruit And Nut,fresh Or Dried	2 820 815	1 590 732	118 200	42 547
061		Sugar,molasses And Honey	-	-	1 425 000	409 024
062		Sugar Confectionery	92 989	179 853	-	-
071		Coffee And Coffee Substitutes	18 163	109 318	-	-
074		Tea And Mate	56 080	49 677	-	-
075		Spices	316 358	171 562	-	-
081		Feeding Stuff For Animals	-	-	31 723 860	9 124 447
091		Margarine And Shortening	440 000	247 400	-	-
122		Tobacco,manufactured	343 667	1 123 990	-	-

Tabel 23. Lanjutan
Table Continued

Negara/Country		Komoditi/Commodity	Ekspor/Export		Impor/Import	
SITC	Berat Bersih Net Weight (Kg)		Nilai FOB FOB Value (US\$)	Berat Bersih Net Weight (Kg)	Nilai CIF CIF Value (US\$)	
(1)	(2)	(3)	(4)	(5)	(6)	(7)
231		Natural Rubber Latex;natural Rubber And Similar Natural Gums	120 960	155 460	-	-
245		Fuel Wood And Wood Charcoal	836 886	101 092	-	-
251		Pulp And Waste Paper	498 443	181 690	244 690	40 374
269		Old Clothing And Other Old Textile Articles;rags	305	648	-	-
292		Crude Vegetable Materials,n.e.s	21 159	9 420	-	-
335		Residual Petroleum Products,nes And Related Materials	-	-	370 160	114 890
422		Fixed Vegetable Fats And Oils Solid,crude,refined/fractioned	144 888	87 441	-	-
431		Animal And Vegetable Oil And Fat Processed And Wax Of Animal/veg.	19 815	15 760	-	-
512		Alcohols,phenols,phenol-alcohols And Their Halogenated	60 000	53 700	-	-
513		Carboxylic Acids,and Their Anhydrides,halides,peroxides	64 000	51 212	-	-
551		Essential Oils,perfume And Flavour Materials	2 300	58 880	-	-
554		Soap,cleansing And Polishing Preparation	1 737 974	891 999	-	-
571		Polymers Of Ethylene,primary Forms	-	-	668 250	550 564
634		Veneers,plywood,improved Or Reconstituted Wood,worked,n.e.s	11 484 398	6 507 433	-	-
635		Wood Manufactures,n.e.s	1 699 065	1 227 296	-	-
641		Paper And Paperboard	82 920	126 560	-	-
653		Fabrics,woven,of Man-made Fibres	8 725	37 328	-	-
665		Glassware	796 811	371 013	1 314 800	166 246
684		Alumunium	3 001	10 012	-	-
763		Sound Recorders Or Reproducers	2 826	22 500	-	-
786		Trailer And Other-vehicle,not Motorized	210 713	169 657	-	-
813		Lighting Fixtures And Fittings	5 450	24 311	-	-
821		Furniture And Parts Thereof	31 058	84 755	-	-
841		Men's Coats,jacket,not Knitted	5 412	42 171	-	-
845		Articles Of Apparel, Nes	5 900	46 895	-	-
848		Articles Of Apparel And Clothing Accessories Of Oth. Than Tex. Fab.	89 155	211 200	-	-
884		Optical Goods,n.e.s	5 461	61 040	-	-
892		Printed Matter	602	2 095	-	-
893		Article,n.e.s Of Plastics	3 773	9 764	-	-
894		Baby Carriages,toys,games And Sporting Goods	185	800	-	-
895		Office And Stationery Supplies N.e.s	466	1 573	-	-
921		Export For Pebt	14 000	2 300	-	-
		Subtotal	22 044 853	14 038 809	48 652 460	13 296 367
Qatar						
057		Fruit And Nut,fresh Or Dried	48 167	27 934	-	-

Tabel 23. Lanjutan
Table Continued

Negara/Country		Komoditi/Commodity	Ekspor/Export		Impor/Import	
SITC	Berat Bersih Net Weight (Kg)		Nilai FOB FOB Value (US\$)	Berat Bersih Net Weight (Kg)	Nilai CIF CIF Value (US\$)	
(1)	(2)	(3)	(4)	(5)	(6)	(7)
062	Sugar Confectionery		1 243	2 047	-	-
245	Fuel Wood And Wood Charcoal		41 490	4 149	-	-
571	Polymers Of Ethylene,primary Forms		-	-	84 000	89 640
634	Veneers,plywood,improved Or Reconstituted Wood,worked,n.e.s		806 840	226 767	-	-
635	Wood Manufactures,n.e.s		106 805	51 277	-	-
	Subtotal		1 004 545	312 174	84 000	89 640
Bahrain						
057	Fruit And Nut,fresh Or Dried		11 500	5 750	-	-
245	Fuel Wood And Wood Charcoal		349 380	50 095	-	-
554	Soap,cleansing And Polishing Preparation		11 520	11 956	-	-
634	Veneers,plywood,improved Or Reconstituted Wood,worked,n.e.s		2 287 810	849 897	-	-
635	Wood Manufactures,n.e.s		84 727	79 997	-	-
664	Glass		16 704	7 060	-	-
684	Alumunium		-	-	33 491	75 690
728	Other Machine And Equipment Specialized For Particular Industry		48 013	59 680	-	-
884	Optical Goods,n.e.s		324	6 353	-	-
	Subtotal		2 809 978	1 070 788	33 491	75 690
Cyprus						
036	Crustaceans Molluscs And Aquatic Invertebrates		5 978	37 703	-	-
554	Soap,cleansing And Polishing Preparation		20 000	10 200	-	-
635	Wood Manufactures,n.e.s		18 000	6 240	-	-
664	Glass		81 619	31 183	-	-
	Subtotal		125 597	85 326	-	-
Egypt						
057	Fruit And Nut,fresh Or Dried		50 000	33 500	69 008	23 568
062	Sugar Confectionery		18 644	34 760	-	-
071	Coffee And Coffee Substitutes		664 199	503 362	-	-
074	Tea And Mate		24 800	28 173	-	-
075	Spices		93 998	125 320	-	-
091	Margarine And Shortening		1 480 800	817 752	-	-
231	Natural Rubber Latex;natural Rubber And Similar Natural Gums		100 800	136 036	-	-
272	Fertilizers,crude		-	-	29 600 000	1 590 425
273	Stone,sand And Gravel		-	-	200 000	35 719
422	Fixed Vegetable Fats And Oils Solid,crude,refined/fractioned		16 359 822	6 638 187	-	-
431	Animal And Vegetable Oil And Fat Processed And Wax Of Animal/veg.		3 877 900	2 831 995	-	-

Tabel 23. Lanjutan
Table Continued

Negara/Country		Komoditi/Commodity	Ekspor/Export		Impor/Import	
SITC	Berat Bersih Net Weight (Kg)		Nilai FOB FOB Value (US\$)	Berat Bersih Net Weight (Kg)	Nilai CIF CIF Value (US\$)	
(1)	(2)	(3)	(4)	(5)	(6)	(7)
	512	Alcohols,phenols,phenol-alcohols And Their Halogenated	320 000	260 720	-	-
	625	Rubber Tyre,tyre Cases,tyre Treads,inner Tubes And Tyre Flaps	122 484	191 660	-	-
	634	Veneers,plywood,improved Or Reconstituted Wood,worked,n.e.s	2 856 422	1 294 157	-	-
	635	Wood Manufactures,n.e.s	42 040	35 685	-	-
	661	Lime,cement And Fabricated Construction Materials	-	-	43 641	15 048
	664	Glass	38 879	12 555	-	-
	665	Glassware	112 721	48 338	-	-
	813	Lighting Fixtures And Fittings	6 971	31 028	-	-
	821	Furniture And Parts Thereof	1 885	5 075	-	-
	884	Optical Goods,n.e.s	4 723	38 188	-	-
	894	Baby Carriages,toys,games And Sporting Goods	1 979	10 386	-	-
		Subtotal	26 179 067	13 076 877	29 912 649	1 664 760
	Libya					
	554	Soap,cleansing And Polishing Preparation	17 675	13 158	-	-
	634	Veneers,plywood,improved Or Reconstituted Wood,worked,n.e.s	1 260 923	552 223	-	-
		Subtotal	1 278 598	565 381	-	-
	Morocco					
	037	Fish,crustaceans,moluscs And Oth Aquatic Invert,prep Or Preserve	68 098	67 604	-	-
	057	Fruit And Nut,fresh Or Dried	175 000	117 910	-	-
	071	Coffee And Coffee Substitutes	412 980	334 301	-	-
	075	Spices	191 000	129 673	-	-
	231	Natural Rubber Latex;natural Rubber And Similar Natural Gums	241 920	313 286	-	-
	272	Fertilizers,crude	-	-	46 765	3 461
	422	Fixed Vegetable Fats And Oils Solid,crude,refined/fractioned	14 000 000	5 016 580	-	-
	431	Animal And Vegetable Oil And Fat Processed And Wax Of Animal/veg.	223 600	143 147	-	-
	512	Alcohols,phenols,phenol-alcohols And Their Halogenated	20 000	16 800	-	-
	554	Soap,cleansing And Polishing Preparation	12 338	8 362	-	-
	635	Wood Manufactures,n.e.s	22 834	40 201	-	-
		Subtotal	15 367 770	6 187 864	46 765	3 461
	Tunisia					
	054	Vegetables,fresh Chilled,frozen Or Simply Preserved	-	-	10 000	3 513
	057	Fruit And Nut,fresh Or Dried	36 000	4 400	-	-
	075	Spices	88 674	62 547	-	-
	422	Fixed Vegetable Fats And Oils Solid,crude,refined/fractioned	9 245 654	4 293 454	-	-
	523	Metallic Salts And Peroxysalts	-	-	22 000	7 040

Tabel 23. Lanjutan
Table Continued

Negara/Country		Komoditi/Commodity	Ekspor/Export		Impor/Import	
SITC	Berat Bersih Net Weight (Kg)		Nilai FOB FOB Value (US\$)	Berat Bersih Net Weight (Kg)	Nilai CIF CIF Value (US\$)	
(1)	(2)	(3)	(4)	(5)	(6)	(7)
598	Miscellaneous Chemical Products,n.e.s	-	-	4 849	5 467	
635	Wood Manufactures,n.e.s	15 750	4 400	-	-	
665	Glassware	20 680	10 997	-	-	
848	Articles Of Apparel And Clothing Accessories Of Oth. Than Tex. Fab.	7 860	20 100	-	-	
884	Optical Goods,n.e.s	515	30 755	-	-	
	Subtotal	9 415 133	4 426 653	36 849	16 020	
Algeria						
057	Fruit And Nut,fresh Or Dried	46 000	28 175	-	-	
071	Coffee And Coffee Substitutes	357 600	177 969	-	-	
075	Spices	272 137	155 942	-	-	
091	Margarine And Shortening	5 183 513	2 686 072	-	-	
272	Fertilizers,crude	-	-	7 475	553	
422	Fixed Vegetable Fats And Oils Solid,crude,refined/fractioned	5 929 128	2 204 814	-	-	
431	Animal And Vegetable Oil And Fat Processed And Wax Of Animal/veg.	1 228 600	814 502	-	-	
554	Soap,cleansing And Polishing Preparation	3 468 815	1 298 922	-	-	
575	Other Plastics In Primary Forms	468 000	232 020	-	-	
634	Veneers,plywood,improved Or Reconstituted Wood,worked,n.e.s	4 840 367	2 552 713	-	-	
665	Glassware	11 301	6 906	-	-	
	Subtotal	21 805 461	10 158 035	7 475	553	
Sudan						
091	Margarine And Shortening	1 651 147	901 731	-	-	
422	Fixed Vegetable Fats And Oils Solid,crude,refined/fractioned	3 443 896	1 421 920	-	-	
512	Alcohols,phenols,phenol-alcohols And Their Halogenated	1 101 304	660 000	-	-	
635	Wood Manufactures,n.e.s	35 267	33 348	-	-	
665	Glassware	732 514	166 547	-	-	
813	Lighting Fixtures And Fittings	5 365	12 806	-	-	
848	Articles Of Apparel And Clothing Accessories Of Oth. Than Tex. Fab.	34 000	80 390	-	-	
	Subtotal	7 003 493	3 276 742	-	-	
Eritrea						
665	Glassware	14 049	8 845	-	-	
813	Lighting Fixtures And Fittings	2 016	8 830	-	-	
	Subtotal	16 065	17 675	-	-	
Namibia						
231	Natural Rubber Latex;natural Rubber And Similar Natural Gums	20 180	27 816	-	-	

Tabel 23. Lanjutan
Table Continued

Negara/Country		Komoditi/Commodity	Ekspor/Export		Impor/Import	
SITC	Berat Bersih Net Weight (Kg)		Nilai FOB FOB Value (US\$)	Berat Bersih Net Weight (Kg)	Nilai CIF CIF Value (US\$)	
(1)	(2)	(3)	(4)	(5)	(6)	(7)
		Subtotal	20 180	27 816	-	-
		Ethiopia				
	091	Margarine And Shortening	78 900	29 937	-	-
	231	Natural Rubber Latex;natural Rubber And Similar Natural Gums	80 640	97 776	-	-
	554	Soap,cleansing And Polishing Preparation	7 161 529	2 664 638	-	-
	642	Paper And Paperboard Cut To Size Or Shape And Articles Of Paper	1 380	518	-	-
	678	Wire Of Iron Or Steel	22 499	7 182	-	-
		Subtotal	7 344 948	2 800 051	-	-
		Tanzania				
	073	Chocolate And Other Food Preparations Containing Cocoa N.e.s	94 007	184 321	-	-
	422	Fixed Vegetable Fats And Oils Solid,crude,refined/fractioned	49 590 000	22 644 067	-	-
	431	Animal And Vegetable Oil And Fat Processed And Wax Of Animal/veg.	4 145 000	1 794 000	-	-
	513	Carboxylic Acids,and Their Anhydrides,halides,peroxides	17 000	7 310	-	-
	554	Soap,cleansing And Polishing Preparation	40 950	29 708	-	-
	574	Poliacetals,polycarbon,primary	38 000	27 550	-	-
	728	Other Machine And Equipment Specialized For Particular Industry	187 674	239 030	-	-
		Subtotal	54 112 631	24 925 986	-	-
		Madagascar				
	062	Sugar Confectionery	11 700	13 455	-	-
	551	Essential Oils,perfume And Flavour Materials	-	-	105 600	335 280
		Subtotal	11 700	13 455	105 600	335 280
		Kenya				
	073	Chocolate And Other Food Preparations Containing Cocoa N.e.s	15 243	31 705	-	-
	231	Natural Rubber Latex;natural Rubber And Similar Natural Gums	1 617 025	1 804 564	-	-
	278	Other Crude Minerals	760 000	155 531	-	-
	512	Alcohols,phenols,phenol-alcohols And Their Halogenated	40 000	33 600	-	-
	664	Glass	1 378 931	264 440	-	-
	665	Glassware	11 457	3 550	-	-
	728	Other Machine And Equipment Specialized For Particular Industry	29 206	49 800	-	-
	813	Lighting Fixtures And Fittings	6 130	24 167	-	-
	848	Articles Of Apparel And Clothing Accessories Of Oth. Than Tex. Fab.	79 160	173 895	-	-
	884	Optical Goods,n.e.s	410	14 932	-	-
		Subtotal	3 937 562	2 556 184	-	-

Tabel 23. Lanjutan
Table Continued

Negara/Country		Komoditi/Commodity	Ekspor/Export		Impor/Import	
SITC	Berat Bersih Net Weight (Kg)		Nilai FOB FOB Value (US\$)	Berat Bersih Net Weight (Kg)	Nilai CIF CIF Value (US\$)	
(1)	(2)	(3)	(4)	(5)	(6)	(7)
Reunion						
	036	Crustaceans Moluscs And Aquatic Invertebrates	24 900	151 954	-	-
	075	Spices	17 000	4 950	-	-
	248	Wood,simply Worked And Railway Sleeper Of Wood	22 685	18 695	-	-
	635	Wood Manufactures,n.e.s	490 477	449 790	-	-
	821	Furniture And Parts Thereof	34 247	31 979	-	-
		Subtotal	589 309	657 368	-	-
Mozambique						
	422	Fixed Vegetable Fats And Oils Solid,crude,refined/fractioned	6 290 706	2 830 268	-	-
	431	Animal And Vegetable Oil And Fat Processed And Wax Of Animal/veg.	3 462 500	1 383 838	-	-
	554	Soap,cleansing And Polishing Preparation	1 020 298	331 119	-	-
	821	Furniture And Parts Thereof	8 021	6 240	-	-
	848	Articles Of Apparel And Clothing Accessories Of Oth. Than Tex. Fab.	61 037	149 160	-	-
		Subtotal	10 842 562	4 700 625	-	-
Botswana						
	848	Articles Of Apparel And Clothing Accessories Of Oth. Than Tex. Fab.	9 490	19 500	-	-
		Subtotal	9 490	19 500	-	-
Guinea, Equatorial						
	422	Fixed Vegetable Fats And Oils Solid,crude,refined/fractioned	158 662	99 904	-	-
	778	Electrical Machinery And Apparatus,n.e.s	106 981	137 240	-	-
		Subtotal	265 643	237 144	-	-
Togo						
	422	Fixed Vegetable Fats And Oils Solid,crude,refined/fractioned	364 823	195 520	-	-
	554	Soap,cleansing And Polishing Preparation	1 214 919	661 015	-	-
		Subtotal	1 579 742	856 535	-	-
Ghana						
	091	Margarine And Shortening	278 755	143 309	-	-
	248	Wood,simply Worked And Railway Sleeper Of Wood	-	-	18 515	15 076
	422	Fixed Vegetable Fats And Oils Solid,crude,refined/fractioned	773 804	442 515	-	-
	512	Alcohols,phenols,phenol-alcohols And Their Halogenated	40 000	31 300	-	-
	554	Soap,cleansing And Polishing Preparation	211 513	146 943	-	-
	575	Other Plastics In Primary Forms	269 699	133 544	-	-
	665	Glassware	12 171	5 067	-	-
	728	Other Machine And Equipment Specialized For Particular Industry	975 352	1 282 592	-	-

Tabel 23. Lanjutan
Table Continued

Negara/Country		Komoditi/Commodity	Ekspor/Export		Impor/Import	
SITC	Berat Bersih Net Weight (Kg)		Nilai FOB FOB Value (US\$)	Berat Bersih Net Weight (Kg)	Nilai CIF CIF Value (US\$)	
(1)	(2)	(3)	(4)	(5)	(6)	(7)
	741	Heating And Cooling Equipment And Parts Thereof,n.e.s	34 740	12 276	-	-
	778	Electrical Machinery And Apparatus,n.e.s	72 510	76 080	-	-
	899	Other Miscellaneous Manufactured Articles,n.e.s	242 550	185 500	-	-
		Subtotal	2 911 094	2 459 126	18 515	15 076
Liberia						
	554	Soap,cleansing And Polishing Preparation	390 000	249 608	-	-
		Subtotal	390 000	249 608	-	-
Guinea						
	054	Vegetables,fresh Chilled,frozen Or Simply Preserved	6 432	831	-	-
	075	Spices	2 067	267	-	-
	422	Fixed Vegetable Fats And Oils Solid,crude,refined/fractioned	2 854 925	1 693 597	-	-
		Subtotal	2 863 424	1 694 695	-	-
Angola						
	422	Fixed Vegetable Fats And Oils Solid,crude,refined/fractioned	374 442	266 777	-	-
	554	Soap,cleansing And Polishing Preparation	584 553	388 871	-	-
	728	Other Machine And Equipment Specialized For Particular Industry	96 126	124 531	-	-
		Subtotal	1 055 121	780 179	-	-
Congo						
	422	Fixed Vegetable Fats And Oils Solid,crude,refined/fractioned	559 890	341 821	-	-
	554	Soap,cleansing And Polishing Preparation	1 268 910	747 575	-	-
		Subtotal	1 828 800	1 089 396	-	-
Cameroon						
	075	Spices	3 000	2 520	-	-
	223	Oil Seeds Use For Extraction Of Other Fixed Vegetable Oils	225	34 472	-	-
	292	Crude Vegetable Materials,n.e.s	225	34 472	-	-
	422	Fixed Vegetable Fats And Oils Solid,crude,refined/fractioned	6 197 664	2 464 953	-	-
	431	Animal And Vegetable Oil And Fat Processed And Wax Of Animal/veg.	54 000	32 685	-	-
	512	Alcohols,phenols,phenol-alcohols And Their Halogenated	20 000	15 400	-	-
	513	Carboxylic Acids,and Their Anhydrides,halides,peroxides	33 500	19 153	-	-
	575	Other Plastics In Primary Forms	35 874	17 780	-	-
	665	Glassware	33 945	7 005	-	-
	746	Ball Or Roller Bearing	-	-	3 204	1 833
		Subtotal	6 378 433	2 628 440	3 204	1 833
Nigeria						
	046	Meal And Flour Of Wheat And Flour Of Meslin	17 000	1 530	-	-

Tabel 23. Lanjutan
Table Continued

Negara/Country		Komoditi/Commodity	Ekspor/Export		Impor/Import	
SITC	Berat Bersih Net Weight (Kg)		Nilai FOB FOB Value (US\$)	Berat Bersih Net Weight (Kg)	Nilai CIF CIF Value (US\$)	
(1)	(2)	(3)	(4)	(5)	(6)	(7)
	048	Cereal Preparations And Preparations Of Flours/starch Of Fruit	9 255	13 017	-	-
	056	Vegetables,roots And Tubers,prepared Or Preserved N.e.s	297 499	34 085	-	-
	091	Margarine And Shortening	400 000	203 000	-	-
	248	Wood, simply Worked And Railway Sleeper Of Wood	-	-	17 998	17 635
	422	Fixed Vegetable Fats And Oils Solid,crude,refined/fractioned	57 161	45 704	-	-
	431	Animal And Vegetable Oil And Fat Processed And Wax Of Animal/veg.	128 000	90 803	-	-
	512	Alcohols,phenols,phenol-alcohols And Their Halogenated	174 499	208 327	-	-
	554	Soap,cleansing And Polishing Preparation	951 663	879 810	-	-
	635	Wood Manufactures,n.e.s	13 426	10 236	-	-
	665	Glassware	48 010	10 583	-	-
	728	Other Machine And Equipment Specialized For Particular Industry	22 421	28 623	-	-
	884	Optical Goods,n.e.s	291	3 049	-	-
	899	Other Miscellaneous Manufactured Articles,n.e.s	6 335	16 800	-	-
		Subtotal	2 125 560	1 545 567	17 998	17 635
Sierra Leone						
	231	Natural Rubber Latex;natural Rubber And Similar Natural Gums	201 600	255 124	-	-
	554	Soap,cleansing And Polishing Preparation	21 600	14 625	-	-
		Subtotal	223 200	269 749	-	-
Gabon						
	422	Fixed Vegetable Fats And Oils Solid,crude,refined/fractioned	344 277	215 724	-	-
	554	Soap,cleansing And Polishing Preparation	144 389	81 073	-	-
		Subtotal	488 666	296 797	-	-
Ivory Coast						
	248	Wood, simply Worked And Railway Sleeper Of Wood	-	-	18 865	22 705
	422	Fixed Vegetable Fats And Oils Solid,crude,refined/fractioned	8 350 000	2 892 303	-	-
	431	Animal And Vegetable Oil And Fat Processed And Wax Of Animal/veg.	83 000	44 962	-	-
	512	Alcohols,phenols,phenol-alcohols And Their Halogenated	40 000	38 000	-	-
	513	Carboxylic Acids,and Their Anhydrides,halides,peroxides	17 000	7 905	-	-
	554	Soap,cleansing And Polishing Preparation	124 942	83 256	-	-
	665	Glassware	106 449	20 671	-	-
		Subtotal	8 721 391	3 087 097	18 865	22 705
Senegal						
	272	Fertilizers,crude	-	-	29 900	2 213
	422	Fixed Vegetable Fats And Oils Solid,crude,refined/fractioned	4 504 035	2 404 698	-	-

Tabel 23. Lanjutan
Table Continued

Negara/Country		Komoditi/Commodity	Ekspor/Export		Impor/Import	
SITC	Berat Bersih Net Weight (Kg)		Nilai FOB FOB Value (US\$)	Berat Bersih Net Weight (Kg)	Nilai CIF CIF Value (US\$)	
(1)	(2)	(3)	(4)	(5)	(6)	(7)
	431	Animal And Vegetable Oil And Fat Processed And Wax Of Animal/veg.	66 000	34 980	-	-
	513	Carboxylic Acids,and Their Anhydrides,halides,peroxides	49 500	27 803	-	-
	664	Glass	19 958	7 392	-	-
	665	Glassware	17 087	10 187	-	-
		Subtotal	4 656 580	2 485 060	29 900	2 213
Mauritania						
	062	Sugar Confectionery	23 882	26 840	-	-
	248	Wood, simply Worked And Railway Sleeper Of Wood	19 520	11 227	-	-
	422	Fixed Vegetable Fats And Oils Solid,crude,refined/fractioned	1 973 118	1 196 509	-	-
		Subtotal	2 016 520	1 234 576	-	-
Benin						
	422	Fixed Vegetable Fats And Oils Solid,crude,refined/fractioned	5 165 284	2 177 984	-	-
	554	Soap,cleansing And Polishing Preparation	784 842	604 541	-	-
		Subtotal	5 950 126	2 782 525	-	-
Gambia						
	071	Coffee And Coffee Substitutes	66 000	110 880	-	-
	422	Fixed Vegetable Fats And Oils Solid,crude,refined/fractioned	976 498	585 717	-	-
		Subtotal	1 042 498	696 597	-	-
U.s. Virgin Islands						
	042	Rice	-	-	550 000	244 374
		Subtotal	-	-	550 000	244 374
Uganda						
	231	Natural Rubber Latex;natural Rubber And Similar Natural Gums	120 960	136 684	-	-
	562	Fertilizers,manufactured	12 000	3 276	-	-
	848	Articles Of Apparel And Clothing Accessories Of Oth. Than Tex. Fab.	16 412	35 200	-	-
		Subtotal	149 372	175 160	-	-
Central African Republic						
	248	Wood, simply Worked And Railway Sleeper Of Wood	-	-	12 218	12 391
		Subtotal	-	-	12 218	12 391
Niger						
	034	Fish,fresh,chilled Or Frozen	20 690	23 114	-	-
	773	Equipment For Distributing Electricity	-	-	10	121
		Subtotal	20 690	23 114	10	121
Djibouti						
	071	Coffee And Coffee Substitutes	18 000	19 980	-	-

Tabel 23. Lanjutan
Table Continued

Negara/Country		Komoditi/Commodity	Ekspor/Export		Impor/Import	
SITC	Berat Bersih Net Weight (Kg)		Nilai FOB FOB Value (US\$)	Berat Bersih Net Weight (Kg)	Nilai CIF CIF Value (US\$)	
(1)	(2)	(3)	(4)	(5)	(6)	(7)
075	Spices	-	-	60 000	17 100	
091	Margarine And Shortening	179 398	98 034	-	-	
231	Natural Rubber Latex;natural Rubber And Similar Natural Gums	201 600	225 651	-	-	
422	Fixed Vegetable Fats And Oils Solid,crude,refined/fractioned	280 566	150 675	-	-	
554	Soap,cleansing And Polishing Preparation	50 834 773	1 283 055	-	-	
848	Articles Of Apparel And Clothing Accessories Of Oth. Than Tex. Fab.	31 249	74 880	-	-	
	Subtotal	51 545 586	1 852 275	60 000	17 100	
Sao Tome & Principe						
054	Vegetables,fresh Chilled,frozen Or Simply Preserved	6 900	1 816	-	-	
	Subtotal	6 900	1 816	-	-	
South Africa						
048	Cereal Preparations And Preparations Of Flours/starch Of Fruit	5 375	5 914	-	-	
057	Fruit And Nut,fresh Or Dried	189 510	130 688	188 172	131 593	
059	Fruit Juices And Vegetable Juice	-	-	6 885	4 690	
071	Coffee And Coffee Substitutes	108 000	214 494	-	-	
073	Chocolate And Other Food Preparations Containing Cocoa N.e.s	169 820	332 251	-	-	
075	Spices	42 000	35 400	-	-	
081	Feeding Stuff For Animals	18 800 000	1 120 400	100 600	75 651	
091	Margarine And Shortening	1 004 080	533 616	-	-	
098	Edible Product And Preparations	78 090	70 606	-	-	
231	Natural Rubber Latex;natural Rubber And Similar Natural Gums	20 517 202	23 551 106	-	-	
248	Wood, simply Worked And Railway Sleeper Of Wood	724 100	735 507	317 947	102 788	
251	Pulp And Waste Paper	-	-	1 160 918	622 969	
269	Old Clothing And Other Old Textile Articles;rags	2 500	3 562	-	-	
278	Other Crude Minerals	-	-	46 000	13 708	
287	Ores And Concentrates Of Base Metals,n.e.s	-	-	75 000	14 375	
288	Non-ferrous Base Metal Waste And Scrap, N.e.s.	6 695	34 523	-	-	
422	Fixed Vegetable Fats And Oils Solid,crude,refined/fractioned	48 652 536	20 446 457	-	-	
431	Animal And Vegetable Oil And Fat Processed And Wax Of Animal/veg.	10 654 339	5 912 772	-	-	
512	Alcohols,phenols,phenol-alcohols And Their Halogenated	271 999	371 566	-	-	
513	Carboxylic Acids,and Their Anhydrides,halides,peroxides	115 500	65 198	-	-	
515	Organo-inorganic And Heterocyclic Compounds	-	-	29 484	37 145	
524	Other Inorganic Chemicals;chemical Compound Of Precious Metals	-	-	23	1 232	
554	Soap,cleansing And Polishing Preparation	788 332	358 114	-	-	

Tabel 23. Lanjutan
Table Continued

Negara/Country		Komoditi/Commodity	Ekspor/Export		Impor/Import	
SITC	Berat Bersih Net Weight (Kg)		Nilai FOB FOB Value (US\$)	Berat Bersih Net Weight (Kg)	Nilai CIF CIF Value (US\$)	
(1)	(2)	(3)	(4)	(5)	(6)	(7)
591		Disinfectants,insecticides,fungicides,etc Put In Forms	37 500	33 100	-	-
592		Starches,inulin And Wheat Gluten Albuminoidal Substances:glues	-	-	36	274
598		Miscellaneous Chemical Products,n.e.s	-	-	1 895 115	3 457 075
611		Leather	9 325	7 060	-	-
629		Articles Of Rubber,n.e.s	-	-	139	1 037
634		Veneers,plywood,improved Or Reconstituted Wood,worked,n.e.s	115 383	102 647	-	-
635		Wood Manufactures,n.e.s	8 953 139	7 427 437	-	-
641		Paper And Paperboard	23 955	58 660	-	-
642		Paper And Paperboard Cut To Size Or Shape And Articles Of Paper	76 342	43 920	-	-
661		Lime,cement And Fabricated Construction Materials	116 769	40 159	-	-
663		Mineral Manufactures,n.e.s	1 768	2 194	-	-
664		Glass	3 587 169	798 725	-	-
665		Glassware	393 778	206 295	-	-
671		Pig Iron,spiegeleisen,sponge Iron,ferro-alloys	-	-	651 000	405 368
675		Flat Rolled Product,alloy Steel	-	-	36 755	52 845
684		Alumunium	-	-	148 356	111 267
697		Household Equipment Of Base Metal,n.e.s	277	595	-	-
746		Ball Or Roller Bearing	-	-	836	761
749		Non-electric Parts And Accessories Of Machinery,n.e.s	-	-	232	1 288
821		Furniture And Parts Thereof	11 683	17 705	-	-
831		Travel Goods	32	70	-	-
846		Clothing Accessories Of Textiles Fabrics	78	168	-	-
848		Articles Of Apparel And Clothing Accessories Of Oth. Than Tex. Fab.	32 713	58 410	-	-
884		Optical Goods,n.e.s	3 406	56 201	-	-
899		Other Miscellaneous Manufactured Articles,n.e.s	133	288	2	32
		Subtotal	115 493 528	62 775 808	4 657 500	5 034 098
Zimbabwe						
121		Tobacco,unmanufactured;tobacco Refuse	-	-	672 560	2 029 989
231		Natural Rubber Latex;natural Rubber And Similar Natural Gums	20 160	23 688	-	-
278		Other Crude Minerals	-	-	2 214 000	836 202
848		Articles Of Apparel And Clothing Accessories Of Oth. Than Tex. Fab.	7 605	18 655	-	-
		Subtotal	27 765	42 343	2 886 560	2 866 191
Malawi						
512		Alcohols,phenols,phenol-alcohols And Their Halogenated	22 000	33 800	-	-

Tabel 23. Lanjutan
Table Continued

Negara/Country		Komoditi/Commodity	Ekspor/Export		Impor/Import	
SITC	Berat Bersih Net Weight (Kg)		Nilai FOB FOB Value (US\$)	Berat Bersih Net Weight (Kg)	Nilai CIF CIF Value (US\$)	
(1)	(2)	(3)	(4)	(5)	(6)	(7)
	554	Soap,cleansing And Polishing Preparation	159 999	47 330	-	-
		Subtotal	181 999	81 130	-	-
Comoros						
	422	Fixed Vegetable Fats And Oils Solid,crude,refined/fractioned	99 139	67 349	-	-
		Subtotal	99 139	67 349	-	-
Mauritius						
	048	Cereal Preparations And Preparations Of Flours/starch Of Fruit	40 751	45 081	-	-
	057	Fruit And Nut,fresh Or Dried	75 300	51 936	-	-
	062	Sugar Confectionery	18 771	8 956	-	-
	071	Coffee And Coffee Substitutes	6 000	24 330	-	-
	245	Fuel Wood And Wood Charcoal	15 839	4 025	-	-
	248	Wood, simply Worked And Railway Sleeper Of Wood	19 015	11 980	-	-
	513	Carboxylic Acids,and Their Anhydrides,halides,peroxides	1 010 000	450 400	-	-
	554	Soap,cleansing And Polishing Preparation	771 681	311 172	-	-
	625	Rubber Tyre,tyre Cases,tyre Treads,inner Tubes And Tyre Flaps	205	319	-	-
	634	Veneers,plywood,improved Or Reconstituted Wood,worked,n.e.s	194 079	111 022	-	-
	635	Wood Manufactures,n.e.s	73 500	29 784	-	-
	664	Glass	83 612	17 102	-	-
	665	Glassware	25 311	6 917	-	-
	848	Articles Of Apparel And Clothing Accessories Of Oth. Than Tex. Fab.	2 754	7 160	-	-
		Subtotal	2 336 818	1 080 184	-	-
Rwanda						
	575	Other Plastics In Primary Forms	-	-	6 000	10 050
		Subtotal	-	-	6 000	10 050
Zaire						
	554	Soap,cleansing And Polishing Preparation	131 225	119 118	-	-
		Subtotal	131 225	119 118	-	-
British Virgin Islands						
	231	Natural Rubber Latex;natural Rubber And Similar Natural Gums	40 320	54 636	-	-
		Subtotal	40 320	54 636	-	-
Australia						
	001	Live Animals Other Than Fish	-	-	688 920	553 892
	012	Other Meat,other Edible Meat Offal,fresh,chilled Or Frozen	-	-	24 314	12 345
	022	Milk And Cream And Milk Products Other Than Butter Or Cheese	-	-	903 948	287 358
	034	Fish,fresh,chilled Or Frozen	3 704	5 569	-	-

Tabel 23. Lanjutan
Table Continued

Negara/Country		Komoditi/Commodity	Ekspor/Export		Impor/Import	
SITC	Berat Bersih Net Weight (Kg)		Nilai FOB FOB Value (US\$)	Berat Bersih Net Weight (Kg)	Nilai CIF CIF Value (US\$)	
(1)	(2)	(3)	(4)	(5)	(6)	(7)
035	Fish,dried Salted Or In Brine;smoked Fish		1 500	13 500	-	-
036	Crustaceans Molluscs And Aquatic Invertebrates		544 172	2 340 926	-	-
046	Meal And Flour Of Wheat And Flour Of Meslin		-	-	14 106 175	3 824 953
054	Vegetables,fresh Chilled,frozen Or Simply Preserved		-	-	123 928	32 747
056	Vegetables,roots And Tubers,prepared Or Preserved N.e.s		-	-	17 600	5 306
057	Fruit And Nut,fresh Or Dried		-	-	796 283	524 955
058	Fruit,preserved And Fruit Preparations		-	-	183	7 305
061	Sugar,molasses And Honey		-	-	731 000	205 778
062	Sugar Confectionery		170 272	211 236	18 656	79 693
071	Coffee And Coffee Substitutes		660 600	1 351 124	-	-
073	Chocolate And Other Food Preparations Containing Cocoa N.e.s		-	-	143 914	523 146
074	Tea And Mate		43 780	39 914	-	-
075	Spices		110 720	82 349	-	-
081	Feeding Stuff For Animals		-	-	20 067 619	6 106 779
091	Margarine And Shortening		58 500	18 435	-	-
098	Edible Product And Preparations		-	-	18 150	16 867
231	Natural Rubber Latex;natural Rubber And Similar Natural Gums		7 620 237	8 844 724	-	-
244	Cork,natural,raw And Waste		15 525	40 605	-	-
245	Fuel Wood And Wood Charcoal		179 010	17 901	-	-
248	Wood,Simply Worked And Railway Sleeper Of Wood		1 233 719	1 091 553	667 809	838 216
251	Pulp And Waste Paper		742 603	292 492	-	-
269	Old Clothing And Other Old Textile Articles;rags		9 825	23 066	-	-
272	Fertilizers,crude		-	-	129 950 000	4 779 200
273	Stone,sand And Gravel		-	-	47 073	24 767
274	Sulphur & Unroasted Iron Pyrites		-	-	240 000	102 500
278	Other Crude Minerals		-	-	188 621 000	4 916 149
282	Waste And Scrap Metal Of Iron Or Steel		-	-	2 091 817	546 531
285	Aluminium Ores And Concentrates		-	-	353 395 000	78 641 593
288	Non-ferrous Base Metal Waste And Scrap, N.e.s.		-	-	20 620	32 580
292	Crude Vegetable Materials,n.e.s		29	86	62 200	3 778
334	Petroleum Products,refined		-	-	8 218	16 717
335	Residual Petroleum Products,nes And Related Materials		-	-	4 024 402	1 165 174
422	Fixed Vegetable Fats And Oils Solid,crude,refined/fractioned		500 000	208 750	-	-
431	Animal And Vegetable Oil And Fat Processed And Wax Of Animal/veg.		499 300	340 746	-	-
511	Hydrocarbon,n.e.s And Their Halogenated,nitrated Derivatives		-	-	67	40
512	Alcohols,phenols,phenol-alcohols And Their Halogenated		384 270	400 071	-	-

Tabel 23. Lanjutan
Table Continued

Negara/Country		Komoditi/Commodity	Ekspor/Export		Impor/Import	
SITC	Berat Bersih Net Weight (Kg)		Nilai FOB FOB Value (US\$)	Berat Bersih Net Weight (Kg)	Nilai CIF CIF Value (US\$)	
(1)	(2)	(3)	(4)	(5)	(6)	(7)
513		Carboxylic Acids, and Their Anhydrides, halides, peroxides	12 500	9 019	8 192	4 116
522		Inorganic Chemical Elements, oxides And Halogen Salts	-	-	2 706 100	885 181
523		Metallic Salts And Peroxysalts	-	-	1 207 999	446 677
524		Other Inorganic Chemicals; chemical Compound Of Precious Metals	-	-	5 076	13 210
531		Synthetic Org. colouring Matter	-	-	105	1 678
533		Pigments, paints, varnishes And Related Materials	-	-	1 007	1 668
551		Essential Oils, perfume And Flavour Materials	240	19 005	-	-
554		Soap, cleansing And Polishing Preparation	57 000	26 479	17 870	33 216
575		Other Plastics In Primary Forms	-	-	488	638
581		Tubes, pipes And Hoses Of Plastic	-	-	1 922	16 091
582		Plates, sheets, film Of Plastics	26 168	36 943	-	-
592		Starches, inulin And Wheat Gluten Albuminoidal Substances; glues	-	-	22 225	18 716
593		Explosives And Pyrotechnic Products	-	-	7 193	358 677
597		Additive For Mineral Oils	-	-	30 751	147 792
598		Miscellaneous Chemical Products, n.e.s	1 100	1 038	67 940	48 391
611		Leather	-	-	36	1 343
621		Materials Of Rubber	-	-	179	208
625		Rubber Tyre, tyre Cases, tyre Treads, inner Tubes And Tyre Flaps	178 958	379 224	-	-
629		Articles Of Rubber, n.e.s	57 439	84 845	13	141
634		Veneers, plywood, improved Or Reconstituted Wood, worked, n.e.s	2 345 797	1 873 151	-	-
635		Wood Manufactures, n.e.s	8 582 657	8 452 508	-	-
641		Paper And Paperboard	211 756	421 854	-	-
642		Paper And Paperboard Cut To Size Or Shape And Articles Of Paper	-	-	318	186
657		Special Yarns, textile Fabrics	4 806	13 375	45	59
658		Made-up Articles, wholly Or Chiefly Of Textile Materials N.e.s	6 683	18 964	-	-
662		Clay Construction Materials And Refractory Construction Materials	-	-	273 694	722 168
663		Mineral Manufactures, n.e.s	11 800	6 277	4 539	43 681
664		Glass	820 918	173 450	-	-
665		Glassware	223 350	132 644	-	-
671		Pig Iron, spiegeleisen, sponge Iron, ferro-alloys	-	-	991 000	260 780
675		Flat Rolled Product, alloy Steel	-	-	2 347	10 888
679		Tubes, pipes, hollow Profile, pipe Fitting Of Iron Or Steel	-	-	466	6 607
684		Aluminium	457 157	1 157 843	5 941 702	10 381 323
686		Zinc	-	-	1 978 140	2 743 465

Tabel
Table 23. Lanjutan
Continued

Negara/Country		Komoditi/Commodity	Ekspor/Export		Impor/Import	
SITC	Berat Bersih Net Weight (Kg)		Nilai FOB FOB Value (US\$)	Berat Bersih Net Weight (Kg)	Nilai CIF CIF Value (US\$)	
(1)	(2)	(3)	(4)	(5)	(6)	(7)
687	Tin	-	-	101 457	36 708	
691	Structures And Parts Of Iron,steel Or Aluminium	182 909	484 388	24 000	41 573	
694	Nails,screws,nuts,bolts,rivets In The Like Of Iron,steel/copper	-	-	48 330	92 664	
695	Tools For Use In The Hand Or In Machines	-	-	5 575	3 288	
699	Manufactures Of Base Metal N.e.s	4 030	4 113	7 283	11 945	
711	Steam And Other Vapour Generating Boilers And Parts	11 730	11 456	-	-	
713	Internal Combustion Piston Engines And Parts	-	-	16	794	
716	Rotating Electric Plant And Parts Thereof,n.e.s	-	-	235	11 622	
723	Civil Engineering And Contractor Plant And Equipment And Parts	4 730	3 896	26 920	481 282	
725	Paper Mill And Pulp Mill Machinery,paper Cutting Machine	883	1 500	947	79 378	
726	Printing And Bookbinding Machinery And Parts Thereof,n.e.s	-	-	3 759	51 463	
727	Food-processing Machines And Parts Thereof,n.e.s	-	-	5 522	69 306	
728	Other Machine And Equipment Specialized For Particular Industry	5 073 212	6 725 469	12 250	27 699	
731	Machine-tools By Removing Metal	-	-	2 470	877	
737	Metal Working Machinery And Part	-	-	370	11 974	
741	Heating And Cooling Equipment And Parts Thereof,n.e.s	-	-	1 010	53 914	
742	Pumps For Liquid And Parts	-	-	552	8 635	
743	Pumps And Compressors;fans & Blowers;centrifuges And Parts	-	-	168	122	
744	Mechanical Handling Equipment And Parts Thereof,n.e.s	-	-	1 827	11 111	
745	Other Non-electical Machinery,tools And Mechanical Apparatus	-	-	2 228	109 900	
746	Ball Or Roller Bearing	-	-	2 795	14 191	
747	Taps,cocks,valves For Pipes	-	-	491	5 191	
748	Transmission Shafts And Cranks	-	-	826	2 283	
749	Non-electric Parts And Accessories Of Machinery,n.e.s	-	-	149 254	243 813	
752	Automatic Data Processing Machines And Units Thereof	49 007	82 015	-	-	
759	Parts,n.e.s Of And Accessories For Machine Heading 751 Or 752	4 398	11 181	-	-	
761	Television Receivers	-	-	8	475	
764	Telecommunication Equipment N.e.s And Parts	-	-	36	1 460	
771	Electric Power Machinery & Parts	-	-	204	8 345	
772	Electrical Apparatus For Making And Breaking Electrical Circuit	-	-	263	4 761	
773	Equipment For Distributing Electricity	-	-	209	153	
775	Household Type,electrical And Non-electrical Equipment,n.e.s	-	-	2	75	
776	Thermionic,cold Cathode And Photo-cathode Valves And Tubes	-	-	54	2 215	
778	Electrical Machinery And Apparatus,n.e.s	-	-	200	10 456	

Tabel 23. Lanjutan
Table Continued

Negara/Country		Komoditi/Commodity	Ekspor/Export		Impor/Import	
SITC	Berat Bersih Net Weight (Kg)		Nilai FOB FOB Value (US\$)	Berat Bersih Net Weight (Kg)	Nilai CIF CIF Value (US\$)	
(1)	(2)	(3)	(4)	(5)	(6)	(7)
782		Motor Vehicle For The Transport Of Goods	-	-	53 000	28 805
784		Parts And Accessories,n.e.s Of The Motor Vehicles	-	-	911	18 829
786		Trailer And Other-vehicle,not Motorized	-	-	5 001	32 932
821		Furniture And Parts Thereof	265 182	239 785	-	-
842		Women's Coats,jacket,not Knitted	10	311	-	-
844		Women's Coats, Jacket, Knitted	16	514	-	-
845		Articles Of Apparel, Nes	10	322	-	-
848		Articles Of Apparel And Clothing Accessories Of Oth. Than Tex. Fab.	59 956	221 041	-	-
874		Measuring, Checking, Analysing And Controlling Instrument And App.	-	-	1 595	5 624
884		Optical Goods,n.e.s	202	7 993	44	40
893		Article,n.e.s Of Plastics	14 927	25 698	601	15 965
899		Other Miscellaneous Manufactured Articles,n.e.s	203 652	428 896	8 323	6 533
		Subtotal	31 650 949	36 378 244	730 506 979	120 901 670
New Zealand						
022		Milk And Cream And Milk Products Other Than Butter Or Cheese	-	-	131 373	37 156
057		Fruit And Nut,fresh Or Dried	-	-	73 290	54 663
071		Coffee And Coffee Substitutes	156 000	298 590	-	-
074		Tea And Mate	87 200	84 143	-	-
081		Feeding Stuff For Animals	-	-	13 848 835	5 025 310
091		Margarine And Shortening	179 900	92 105	-	-
231		Natural Rubber Latex;natural Rubber And Similar Natural Gums	4 745 850	5 505 331	-	-
245		Fuel Wood And Wood Charcoal	335 901	38 328	-	-
269		Old Clothing And Other Old Textile Articles;rags	10 400	6 655	-	-
422		Fixed Vegetable Fats And Oils Solid,crude,refined/fractioned	534 740	254 193	-	-
431		Animal And Vegetable Oil And Fat Processed And Wax Of Animal/veg.	21 000	11 130	-	-
512		Alcohols,phenols,phenol-alcohols And Their Halogenated	40 000	33 440	-	-
513		Carboxylic Acids,and Their Anhydrides,halides,peroxides	-	-	414	1 593
551		Essential Oils,perfume And Flavour Materials	440	3 058	-	-
598		Miscellaneous Chemical Products,n.e.s	-	-	7 789	24 889
625		Rubber Tyre,tyre Cases,tyre Treads,inner Tubes And Tyre Flaps	94 371	221 130	-	-
634		Veneers,plywood,improved Or Reconstituted Wood,worked,n.e.s	65 144	46 032	-	-
635		Wood Manufactures,n.e.s	447 493	432 016	-	-
641		Paper And Paperboard	2 630	6 160	-	-
642		Paper And Paperboard Cut To Size Or Shape And Articles Of	37 819	5 155	-	-

Tabel 23. Lanjutan
Table Continued

Negara/Country		Komoditi/Commodity	Ekspor/Export		Impor/Import	
SITC	Berat Bersih Net Weight (Kg)		Nilai FOB FOB Value (US\$)	Berat Bersih Net Weight (Kg)	Nilai CIF CIF Value (US\$)	
(1)	(2)	(3)	(4)	(5)	(6)	(7)
		Paper				
	653	Fabrics,woven,of Man-made Fibres	261	1 419	-	-
	665	Glassware	15 321	12 243	-	-
	721	Agricultural Machinery And Parts	-	-	10 570	38 750
	728	Other Machine And Equipment Specialized For Particular Industry	62 746	179 715	-	-
	821	Furniture And Parts Thereof	126 441	83 447	-	-
	831	Travel Goods	592	600	-	-
	848	Articles Of Apparel And Clothing Accessories Of Oth. Than Tex. Fab.	7 895	22 344	-	-
	874	Measuring, Checking, Analysing And Controlling Instrument And App.	-	-	13	392
	884	Optical Goods,n.e.s	56	2 714	-	-
	899	Other Miscellaneous Manufactured Articles,n.e.s	28 498	68 768	-	-
		Subtotal	7 000 698	7 408 716	14 072 284	5 182 753
	Guam					
	635	Wood Manufactures,n.e.s	12 763	12 572	-	-
	821	Furniture And Parts Thereof	854	4 225	-	-
		Subtotal	13 617	16 797	-	-
	Nauru					
	422	Fixed Vegetable Fats And Oils Solid,crude,refined/fractioned	417 986	286 388	-	-
		Subtotal	417 986	286 388	-	-
	New Caledonia					
	245	Fuel Wood And Wood Charcoal	33 792	8 190	-	-
	635	Wood Manufactures,n.e.s	60 318	26 328	-	-
	785	Motorcycles,motor Scooters,and Other Cycles Motorized And Non-mt	-	-	466	243
		Subtotal	94 110	34 518	466	243
	British Indian Ocean Territory					
	273	Stone,sand And Gravel	-	-	72 000	12 210
		Subtotal	-	-	72 000	12 210
	American Samoa					
	512	Alcohols,phenols,phenol-alcohols And Their Halogenated	18 143	25 476	-	-
		Subtotal	18 143	25 476	-	-
	Fiji					
	022	Milk And Cream And Milk Products Other Than Butter Or Cheese	7 675	7 380	-	-
	048	Cereal Preparations And Preparations Of Flours/starch Of Fruit	10 789	15 500	-	-

Tabel 23. Lanjutan
Table Continued

Negara/Country		Komoditi/Commodity	Ekspor/Export		Impor/Import	
SITC	Berat Bersih Net Weight (Kg)		Nilai FOB FOB Value (US\$)	Berat Bersih Net Weight (Kg)	Nilai CIF CIF Value (US\$)	
(1)	(2)	(3)	(4)	(5)	(6)	(7)
062	Sugar Confectionery		30 497	35 303	-	-
422	Fixed Vegetable Fats And Oils Solid,crude,refined/fractioned		34 247	28 429	-	-
554	Soap,cleansing And Polishing Preparation		2 089 810	928 100	-	-
657	Special Yarns,textile Fabrics		3 578	21 597	-	-
662	Clay Construction Materials And Refractory Construction Materials		142 883	45 831	-	-
	Subtotal		2 319 479	1 082 140	-	-
Samoa						
048	Cereal Preparations And Preparations Of Flours/starch Of Fruit		806	1 150	-	-
062	Sugar Confectionery		21 312	31 824	-	-
071	Coffee And Coffee Substitutes		2 760	10 126	-	-
072	Cocoa		2 090	5 750	-	-
074	Tea And Mate		4 200	2 860	-	-
422	Fixed Vegetable Fats And Oils Solid,crude,refined/fractioned		186 253	136 005	-	-
553	Perfumery,cosmetics And Toilet Preparations		1 200	2 100	-	-
554	Soap,cleansing And Polishing Preparation		144 098	102 527	-	-
851	Footwear		1 401	1 880	-	-
	Subtotal		364 120	294 222	-	-
Tonga						
422	Fixed Vegetable Fats And Oils Solid,crude,refined/fractioned		16 615	10 627	-	-
	Subtotal		16 615	10 627	-	-
U.s. Minor Outlying						
231	Natural Rubber Latex;natural Rubber And Similar Natural Gums		201 600	224 548	-	-
	Subtotal		201 600	224 548	-	-
Cocos (killing) Ind						
231	Natural Rubber Latex;natural Rubber And Similar Natural Gums		40 320	54 363	-	-
641	Paper And Paperboard		24 640	47 050	-	-
	Subtotal		64 960	101 413	-	-
Tokelau						
431	Animal And Vegetable Oil And Fat Processed And Wax Of Animal/veg.		100 000	75 000	-	-
	Subtotal		100 000	75 000	-	-
075	Spices		17 000	7 075	-	-
422	Fixed Vegetable Fats And Oils Solid,crude,refined/fractioned		743 767	476 138	-	-
533	Pigments,paints,varnishes And Related Materials		1 553	364	-	-
554	Soap,cleansing And Polishing Preparation		7 707	1 804	-	-

Tabel 23. Lanjutan
Table Continued

Negara/Country		Komoditi/Commodity	Ekspor/Export		Impor/Import	
SITC	Berat Bersih Net Weight (Kg)		Nilai FOB FOB Value (US\$)	Berat Bersih Net Weight (Kg)	Nilai CIF CIF Value (US\$)	
(1)	(2)	(3)	(4)	(5)	(6)	(7)
582	Plates,sheets,film Of Plastics		5 337	1 250	-	-
625	Rubber Tyre,tyre Cases,tyre Treads,inner Tubes And Tyre Flaps		393	92	-	-
664	Glass		73	17	-	-
665	Glassware		92	22	-	-
699	Manufactures Of Base Metal N.e.s		119	28	-	-
813	Lighting Fixtures And Fittings		999	234	-	-
821	Furniture And Parts Thereof		1 659	388	-	-
851	Footwear		550	518	-	-
894	Baby Carriages,toys,games And Sporting Goods		38	9	-	-
899	Other Miscellaneous Manufactured Articles,n.e.s		2 298	538	-	-
	Subtotal		781 585	488 477	-	-
United States						
012	Other Meat,other Edible Meat Offal,fresh,chilled Or Frozen		4 798	10 266	-	-
034	Fish,fresh,chilled Or Frozen		3 516 576	11 641 129	-	-
036	Crustaceans Molluscs And Aquatic Invertebrates		2 377 076	24 312 338	-	-
037	Fish,crustaceans,molluscs And Oth Aquatic Invert,prep Or Preserve		1 750 780	9 263 358	-	-
047	Other Cereal Meals And Flours		-	-	60 000	13 500
054	Vegetables,fresh Chilled,frozen Or Simply Preserved		-	-	320 344	102 849
056	Vegetables,roots And Tubers,prepared Or Preserved N.e.s		-	-	53 000	15 150
057	Fruit And Nut,fresh Or Dried		60 005	36 003	3 070 951	2 037 462
058	Fruit,preserved And Fruit Preparations		18 419	11 110	17 340	12 165
059	Fruit Juices And Vegetable Juice		18 720	21 060	-	-
061	Sugar,molasses And Honey		-	-	38 238	20 021
071	Coffee And Coffee Substitutes		22 381 862	46 052 142	89 845	199 007
072	Cocoa		6 980 000	11 153 861	-	-
074	Tea And Mate		1 345 065	1 256 382	-	-
075	Spices		6 417 448	3 376 504	-	-
081	Feeding Stuff For Animals		-	-	39 763 380	13 866 169
091	Margarine And Shortening		210 000	94 500	-	-
098	Edible Product And Preparations		15 411	30 750	30 819	504 822
121	Tobacco,unmanufactured;tobacco Refuse		200 970	331 636	376 459	1 695 849
122	Tobacco,manufactured		-	-	8 000	25 580
222	Oil Seeds Use For Extraction Of Soft Fixed Vegetable Oils		-	-	11 140 863	4 220 901
231	Natural Rubber Latex;natural Rubber And Similar Natural Gums		127 285 490	153 065 254	-	-
232	Synthetic Rubber Latex;synthetic Rubber And Reclaimed Rubber		40 320	45 158	1 212 402	1 134 997

Tabel
Table 23. Lanjutan
Continued

Negara/Country		Komoditi/Commodity	Ekspor/Export		Impor/Import	
SITC	Berat Bersih Net Weight (Kg)		Nilai FOB FOB Value (US\$)	Berat Bersih Net Weight (Kg)	Nilai CIF CIF Value (US\$)	
(1)	(2)	(3)	(4)	(5)	(6)	(7)
245		Fuel Wood And Wood Charcoal	63 173	14 477	-	-
246		Wood In Chips Or Particles And Waste	293 580	332 545	-	-
248		Wood, simply Worked And Railway Sleeper Of Wood	1 578 484	1 159 809	5 887 235	5 288 949
269		Old Clothing And Other Old Textile Articles;rags	3 000	48 600	-	-
278		Other Crude Minerals	-	-	39 231	20 387
282		Waste And Scrap Metal Of Iron Or Steel	-	-	952 841	141 250
288		Non-ferrous Base Metal Waste And Scrap, N.e.s.	16 000	8 710	-	-
292		Crude Vegetable Materials,n.e.s	15 360	25 720	13	5 287
335		Residual Petroleum Products,nes And Related Materials	-	-	17 445 700	6 154 842
421		Fixed Vegetable Fats And Oils Soft,crude,refined Or Fractioned	-	-	26 040	10 468
422		Fixed Vegetable Fats And Oils Solid,crude,refined/fractioned	1 128 174	788 912	-	-
431		Animal And Vegetable Oil And Fat Processed And Wax Of Animal/veg.	1 723 418	1 054 481	35	480
511		Hydrocarbon,n.e.s And Their Halogenated,nitrated Derivatives	-	-	23 316	5 578
512		Alcohols,phenols,phenol-alcohols And Their Halogenated	6 501 995	5 913 248	97 968	432 897
513		Carboxylic Acids,and Their Anhydrides,halides,peroxides	771 285	552 536	12	716
514		Nitrogen-function Compounds	-	-	514 955	624 438
515		Organo-inorganic And Heterocyclic Compounds	-	-	1 544 811	5 618 388
522		Inorganic Chemical Elements,oxides And Halogen Salts	-	-	921 080	1 429 064
523		Metallic Salts And Peroxysalts	-	-	10 976 457	3 450 638
533		Pigments,paints,varnishes And Related Materials	-	-	565	6 785
541		Medicinal & Pharmaceutical Prod.	510	62 844	-	-
551		Essential Oils,perfume And Flavour Materials	230 864	3 875 311	-	-
553		Perfumery,cosmetics And Toilet Preparations	4 320	20 532	-	-
554		Soap,cleansing And Polishing Preparation	20 000	10 000	15 650	20 478
571		Polymers Of Ethylene,primary Forms	-	-	439 383	269 964
574		Poliacetals,polycarbon,primary	-	-	172 682	345 105
575		Other Plastics In Primary Forms	-	-	312 433	734 576
581		Tubes,pipes And Hoses Of Plastic	-	-	71	2 004
582		Plates,sheets,film Of Plastics	-	-	40 540	24 017
591		Disinfectants,insecticides,fungicides,etc Put In Forms	-	-	247 512	3 690 626
592		Starches,inulin And Wheat Gluten Albuminoidal Substances;glues	-	-	19 223	38 116
597		Additive For Mineral Oils	-	-	6 425 686	11 268 723
598		Miscellaneous Chemical Products,n.e.s	1 822 092	1 352 327	114 371	290 973
611		Leather	2 267	138 332	-	-
612		Manufactures Of Leather Or Composition Leather N.e.s	463	24 190	-	-
621		Materials Of Rubber	59 910	58 412	8 659	55 854

Tabel 23. Lanjutan
Table Continued

Negara/Country		Komoditi/Commodity	Ekspor/Export		Impor/Import	
SITC	Berat Bersih Net Weight (Kg)		Nilai FOB FOB Value (US\$)	Berat Bersih Net Weight (Kg)	Nilai CIF CIF Value (US\$)	
(1)	(2)	(3)	(4)	(5)	(6)	(7)
625	Rubber Tyre,tyre Cases,tyre Treads,inner Tubes And Tyre Flaps		3 338 293	6 375 881	17 535	58 920
629	Articles Of Rubber,n.e.s		504 913	1 337 779	68 568	300 518
634	Veneers,plywood,improved Or Reconstituted Wood,worked,n.e.s		16 844 317	9 418 471	127 665	292 829
635	Wood Manufactures,n.e.s		9 805 034	9 649 659	12	202
641	Paper And Paperboard		587 899	352 607	22 009	30 617
642	Paper And Paperboard Cut To Size Or Shape And Articles Of Paper		48 031	79 172	24	30
651	Tetile Yarn		-	-	600 703	2 102 833
657	Special Yarns,textile Fabrics		448 280	960 576	427	9 147
658	Made-up Articles,wholly Or Chiefly Of Textile Materials N.e.s		22 877	63 422	-	-
662	Clay Construction Materials And Refactory Construction Materials		-	-	1 392 591	639 451
663	Mineral Manufactures,n.e.s		-	-	543 893	316 819
664	Glass		18 249	6 402	276	7 863
665	Glassware		2 399 729	1 560 493	-	-
671	Pig Iron,spiegeleisen,sponge Iron,ferro-alloys		-	-	17 563	61 470
673	Flat Rolled Products Not Clad		-	-	259 067	33 886
675	Flat Rolled Product,alloy Steel		-	-	1 784	7 084
676	Iron And Steel Bar,rods,angels,shaped And Sections		-	-	589	347
679	Tubes,pipes,hollow Profile,pipe Fitting Of Iron Or Steel		1 867 309	622 583	561 207	749 874
684	Alumunium		-	-	131	1 780
686	Zinc		-	-	20 433	21 700
692	Metal Containers For Storage And Transport		68 400	59 100	38 198	70 221
693	Wire Product And Fencing Grills		-	-	591	47 684
694	Nails,screws,nuts,bolts,rivets In The Like Of Iron,steel/copper		381 333	128 617	24 859	209 711
695	Tools For Use In The Hand Or In Machines		-	-	2 255	15 813
696	Cutlery		-	-	24	3 316
697	Household Equipment Of Base Metal,n.e.s		163 258	416 970	-	-
699	Manufactures Of Base Metal N.e.s		-	-	13 594	87 869
711	Steam And Other Vapour Generating Boilers And Parts		-	-	7 035	115 791
712	Steam Or Oth Gen.boilers & Parts		-	-	11 022	72 539
713	Internal Combustion Piston Engines And Parts		-	-	41 889	294 360
714	Engines And Motors,non-electric,parts N.e.s		-	-	134	9 000
716	Rotating Electric Plant And Parts Thereof,n.e.s		-	-	31 205	258 972
718	Other Power Generating Machinery And Parts Thereof,n.e.s		-	-	21 277	86 485
721	Agricultural Machinery And Parts		-	-	156 282	255 439
723	Civil Engineering And Contractor Plant And Equipment And		-	-	370 763	1 982 128

Tabel 23. Lanjutan
Table Continued

Negara/Country		Komoditi/Commodity	Ekspor/Export		Impor/Import	
SITC	Berat Bersih Net Weight (Kg)		Nilai FOB FOB Value (US\$)	Berat Bersih Net Weight (Kg)	Nilai CIF CIF Value (US\$)	
(1)	(2)	(3)	(4)	(5)	(6)	(7)
		Parts				
724		Textile And Leather Machinery, and Parts Thereof, n.e.s	-	-	18 133	15 365
725		Paper Mill And Pulp Mill Machinery, paper Cutting Machine	-	-	253 386	305 786
726		Printing And Bookbinding Machinery And Parts Thereof, n.e.s	-	-	62 210	1 089 582
727		Food-processing Machines And Parts Thereof, n.e.s	-	-	8 837	143 467
728		Other Machine And Equipment Specialized For Particular Industry	2 656 969	3 768 731	9 325	226 642
737		Metal Working Machinery And Part	-	-	111 701	102 393
741		Heating And Cooling Equipment And Parts Thereof, n.e.s	-	-	192 460	1 195 340
742		Pumps For Liquid And Parts	-	-	29 339	195 814
743		Pumps And Compressors; fans & Blowers; centrifuges And Parts	-	-	122 192	3 099 795
744		Mechanical Handling Equipment And Parts Thereof, n.e.s	-	-	17 335	61 442
745		Other Non-electical Machinery, tools And Mechanical Apparatus	-	-	534	37 024
746		Ball Or Roller Bearing	-	-	34 251	257 590
747		Taps, cocks, valves For Pipes	169	4 955	33 520	245 685
748		Transmission Shafts And Cranks	-	-	17 764	127 479
749		Non-electric Parts And Accessories Of Machinery, n.e.s	-	-	39 571	384 250
751		Office Machines	620	1 198	-	-
752		Automatic Data Processing Machines And Units Thereof	-	-	385	8 991
759		Parts, n.e.s Of And Accessories For Machine Heading 751 Or 752	-	-	30	1 247
763		Sound Recorders Or Reproducers	1 785	13 230	-	-
764		Telecommunication Equipment N.e.s And Parts	-	-	50	37
771		Electric Power Machinery & Parts	-	-	2 441	19 943
772		Electrical Apparatus For Making And Breaking Electrical Circuit	-	-	6 221	61 068
773		Equipment For Distributing Electricity	-	-	6 924	13 975
776		Thermionic, cold Cathode And Photo-cathode Valves And Tubes	-	-	55	920
778		Electrical Machinery And Apparatus, n.e.s	3 953	10 614	24 283	193 577
782		Motor Vehicle For The Transport Of Goods	-	-	2 409	34 200
784		Parts And Accessories, n.e.s Of The Motor Vehicles	-	-	1 317	8 369
785		Motorcycles, motor Scooters, and Other Cycles Motorized And Non-mt	-	-	43	953
786		Trailer And Other-vehicle, not Motorized	-	-	303 672	267 937
791		Railway Vehicles And Associated Equipment	1 130	3 080	-	-
811		Prefabricated Buildings	-	-	5 243	17 240
813		Lighting Fixtures And Fittings	768 903	2 080 265	252	184
821		Furniture And Parts Thereof	9 130 355	14 780 851	99	752
831		Travel Goods	251	9 196	-	-

Tabel 23. Lanjutan
Table Continued

Negara/Country		Komoditi/Commodity	Ekspor/Export		Impor/Import	
SITC	Berat Bersih Net Weight (Kg)		Nilai FOB FOB Value (US\$)	Berat Bersih Net Weight (Kg)	Nilai CIF CIF Value (US\$)	
(1)	(2)	(3)	(4)	(5)	(6)	(7)
841	Men's Coats,jacket,not Knitted		1 153	50 439	-	-
842	Women's Coats,jacket,not Knitted		3 324	69 379	-	-
844	Women's Coats, Jacket, Knitted		5 282	99 590	-	-
845	Articles Of Apparel, Nes		7 884	231 457	-	-
846	Clothing Accessories Of Textiles Fabrics		73	756	-	-
848	Articles Of Apparel And Clothing Accessories Of Oth. Than Tex. Fab.		14 800 785	40 032 762	-	-
851	Footwear		12 520	266 355	-	-
872	Medical Instruments And Appliances, Nes		-	-	1 111	9 722
873	Meters And Counters, Nes		-	-	1 877	21 773
874	Measuring, Checking, Analysing And Controlling Instrument And App.		-	-	9 403	209 307
881	Photographic Apparatus And Equipment, Nes		-	-	985	802
884	Optical Goods,n.e.s		70 296	1 673 045	-	-
892	Printed Matter		293	756	233	2 280
893	Article,n.e.s Of Plastics		1	2	1 088	5 727
895	Office And Stationery Supplies N.e.s		-	-	37	27
897	Jewellery,goldsmith And Silversmith Wares And Other Articles		34	5 251	-	-
898	Musical Instrument And Parts Andaccessories Thereof		723	203	-	-
899	Other Miscellaneous Manufactured Articles,n.e.s		226 491	798 886	331	2 920
	Subtotal		251 048 751	371 075 170	108 080 762	80 293 378
Canada						
037	Fish,crustaceans,moluscs And Oth Aquatic Invert,prep Or Preserve		280 520	658 732	-	-
056	Vegetables,roots And Tubers,prepared Or Preserved N.e.s		-	-	216 037	164 317
071	Coffee And Coffee Substitutes		845 500	1 608 395	-	-
074	Tea And Mate		219 440	194 203	-	-
075	Spices		708 672	290 951	-	-
081	Feeding Stuff For Animals		-	-	305 210	100 724
231	Natural Rubber Latex;natural Rubber And Similar Natural Gums		27 202 923	32 401 107	-	-
248	Wood,Simply Worked And Railway Sleeper Of Wood		22 670	17 028	99 422	158 267
251	Pulp And Waste Paper		-	-	1 612 715	942 228
278	Other Crude Minerals		-	-	1 360 254	554 045
431	Animal And Vegetable Oil And Fat Processed And Wax Of Animal/veg.		187 951	116 529	-	-
512	Alcohols,phenols,phenol-alcohols And Their Halogenated		394 273	338 041	-	-
513	Carboxylic Acids,and Their Anhydrides,halides,peroxides		268 282	198 014	-	-
514	Nitrogen-function Compounds		-	-	50 000	35 000

Tabel
Table 23. Lanjutan
Continued

Negara/Country		Komoditi/Commodity	Ekspor/Export		Impor/Import	
SITC	Berat Bersih Net Weight (Kg)		Nilai FOB FOB Value (US\$)	Berat Bersih Net Weight (Kg)	Nilai CIF CIF Value (US\$)	
(1)	(2)	(3)	(4)	(5)	(6)	(7)
522	Inorganic Chemical Elements,oxides And Halogen Salts	-	-	200	9 200	
523	Metallic Salts And Peroxysalts	-	-	23 299	14 588	
562	Fertilizers,manufactured	-	-	123 657 000	22 357 771	
581	Tubes,pipes And Hoses Of Plastic	-	-	2	95	
598	Miscellaneous Chemical Products,n.e.s	63 000	49 152	-	-	
621	Materials Of Rubber	-	-	446	4 249	
625	Rubber Tyre,tyre Cases,tyre Treads,inner Tubes And Tyre Flaps	27 017	43 475	-	-	
629	Articles Of Rubber,n.e.s	89 039	191 040	67	4 036	
634	Veneers,plywood,improved Or Reconstituted Wood,worked,n.e.s	2 908 008	1 667 532	-	-	
635	Wood Manufactures,n.e.s	382 467	387 760	-	-	
642	Paper And Paperboard Cut To Size Or Shape And Articles Of Paper	121 781	153 605	-	-	
651	Tetile Yarn	-	-	261 843	904 287	
657	Special Yarns,textile Fabrics	19 783	49 122	-	-	
665	Glassware	224 158	157 313	-	-	
679	Tubes,pipes,hollow Profile,pipe Fitting Of Iron Or Steel	-	-	3 546	1 657	
683	Nickel	-	-	5 000	64 500	
686	Zinc	-	-	808 443	1 108 167	
694	Nails,screws,nuts,bolts,rivets In The Like Of Iron,steel/copper	-	-	9	109	
697	Household Equipment Of Base Metal,n.e.s	57 267	166 099	-	-	
699	Manufactures Of Base Metal N.e.s	-	-	874	23 443	
713	Internal Combustion Piston Engines And Parts	-	-	2 205	10 591	
718	Other Power Generating Machinery And Parts Thereof,n.e.s	-	-	43	6 214	
723	Civil Engineering And Contractor Plant And Equipment And Parts	-	-	7 200	16 197	
725	Paper Mill And Pulp Mill Machinery,paper Cutting Machine	-	-	6 775	70 990	
727	Food-processing Machines And Parts Thereof,n.e.s	-	-	196	511	
728	Other Machine And Equipment Specialized For Particular Industry	45 141	98 296	5 160	120 815	
742	Pumps For Liquid And Parts	-	-	58	3 378	
743	Pumps And Compressors;fans & Blowers;centrifuges And Parts	-	-	26 361	563 716	
746	Ball Or Roller Bearing	-	-	26	461	
747	Taps,cocks,valves For Pipes	-	-	18 000	1 378	
748	Transmission Shafts And Cranks	-	-	20 962	57 155	
749	Non-electric Parts And Accessories Of Machinery,n.e.s	-	-	1 238	439	
761	Television Receivers	-	-	8	332	
764	Telecommunication Equipment N.e.s And Parts	-	-	20	796	

Tabel 23. Lanjutan
Table Continued

Negara/Country		Komoditi/Commodity	Ekspor/Export		Impor/Import	
SITC	Berat Bersih Net Weight (Kg)		Nilai FOB FOB Value (US\$)	Berat Bersih Net Weight (Kg)	Nilai CIF CIF Value (US\$)	
(1)	(2)	(3)	(4)	(5)	(6)	(7)
771		Electric Power Machinery & Parts	-	-	3 027	73 216
772		Electrical Apparatus For Making And Breaking Electrical Circuit	-	-	19	1 634
776		Thermionic,cold Cathode And Photo-cathode Valves And Tubes	-	-	1 795	164 063
778		Electrical Machinery And Apparatus,n.e.s	-	-	183	3 258
792		Aircraft And Associated Equipment And Parts Thereof,n.e.s	-	-	1	468
821		Furniture And Parts Thereof	314 340	469 830	-	-
844		Women's Coats, Jacket, Knitted	447	10 465	-	-
845		Articles Of Apparel, Nes	1 572	43 799	-	-
848		Articles Of Apparel And Clothing Accessories Of Oth. Than Tex. Fab.	80 574	278 132	-	-
874		Measuring, Checking, Analysing And Controlling Instrument And App.	-	-	764	38 451
884		Optical Goods,n.e.s	181	7 800	-	-
899		Other Miscellaneous Manufactured Articles,n.e.s	3 511	8 049	-	-
		Subtotal	34 468 517	39 604 469	128 498 408	27 580 746
Mexico						
071		Coffee And Coffee Substitutes	18 000	33 300	-	-
075		Spices	134 999	51 824	-	-
231		Natural Rubber Latex;natural Rubber And Similar Natural Gums	13 022 429	14 950 309	-	-
232		Synthetic Rubber Latex;synthetic Rubber And Reclaimed Rubber	-	-	13	306
422		Fixed Vegetable Fats And Oils Solid,crude,refined/fractioned	10 500 000	4 006 965	-	-
431		Animal And Vegetable Oil And Fat Processed And Wax Of Animal/veg.	784 549	461 719	-	-
513		Carboxylic Acids,and Their Anhydrides,halides,peroxides	228 820	121 585	-	-
611		Leather	1 990	92 855	-	-
621		Materials Of Rubber	-	-	53	559
625		Rubber Tyre,tyre Cases,tyre Treads,inner Tubes And Tyre Flaps	777 957	1 503 088	-	-
629		Articles Of Rubber,n.e.s	-	-	120	2 188
634		Veneers,plywood,improved Or Reconstituted Wood,worked,n.e.s	199 899	108 362	-	-
635		Wood Manufactures,n.e.s	23 561	21 600	-	-
642		Paper And Paperboard Cut To Size Or Shape And Articles Of Paper	10 356	25 530	-	-
665		Glassware	97 772	48 207	-	-
679		Tubes,pipes,hollow Profile,pipe Fitting Of Iron Or Steel	-	-	660	8 396
694		Nails,screws,nuts,bolts,rivets In The Like Of Iron,steel/copper	-	-	13	167
695		Tools For Use In The Hand Or In Machines	-	-	698	5 498
699		Manufactures Of Base Metal N.e.s	-	-	2 168	22 022

Tabel 23. Lanjutan
Table Continued

Negara/Country		Komoditi/Commodity	Ekspor/Export		Impor/Import	
SITC	Berat Bersih Net Weight (Kg)		Nilai FOB FOB Value (US\$)	Berat Bersih Net Weight (Kg)	Nilai CIF CIF Value (US\$)	
(1)	(2)	(3)	(4)	(5)	(6)	(7)
713		Internal Combustion Piston Engines And Parts	-	-	13	169
723		Civil Engineering And Contractor Plant And Equipment And Parts	-	-	3 139	28 576
728		Other Machine And Equipment Specialized For Particular Industry	112 872	121 230	-	-
743		Pumps And Compressors;fans & Blowers;centrifuges And Parts	-	-	1 048	9 082
746		Ball Or Roller Bearing	-	-	426	4 135
748		Transmission Shafts And Cranks	-	-	7	7
749		Non-electric Parts And Accessories Of Machinery,n.e.s	-	-	1	15
772		Electrical Apparatus For Making And Breaking Electrical Circuit	-	-	6	100
773		Equipment For Distributing Electricity	-	-	9	166
776		Thermionic,cold Cathode And Photo-cathode Valves And Tubes	-	-	16	107
784		Parts And Accessories,n.e.s Of The Motor Vehicles	-	-	178	1 477
813		Lighting Fixtures And Fittings	103 130	270 595	-	-
821		Furniture And Parts Thereof	220 551	393 718	-	-
874		Measuring, Checking, Analysing And Controlling Instrument And App.	-	-	171	1 730
884		Optical Goods,n.e.s	517	29 834	-	-
894		Baby Carriages,toys,games And Sporting Goods	151	1 991	-	-
		Subtotal	26 237 553	22 242 712	8 739	84 700
Guatemala						
431		Animal And Vegetable Oil And Fat Processed And Wax Of Animal/veg.	33 000	19 058	-	-
513		Carboxylic Acids,and Their Anhydrides,halides,peroxides	33 000	18 068	-	-
634		Veneers,plywood,improved Or Reconstituted Wood,worked,n.e.s	620 447	304 420	-	-
664		Glass	140 101	44 685	-	-
665		Glassware	21 963	9 306	-	-
813		Lighting Fixtures And Fittings	5 214	13 406	-	-
848		Articles Of Apparel And Clothing Accessories Of Oth. Than Tex. Fab.	15 110	35 313	-	-
		Subtotal	868 835	444 256	-	-
Honduras						
848		Articles Of Apparel And Clothing Accessories Of Oth. Than Tex. Fab.	39 811	104 582	-	-
		Subtotal	39 811	104 582	-	-
Nicaragua						
422		Fixed Vegetable Fats And Oils Solid,crude,refined/fractioned	500 000	95 000	-	-
		Subtotal	500 000	95 000	-	-
Panama						

Tabel 23. Lanjutan
Table Continued

Negara/Country		Komoditi/Commodity	Ekspor/Export		Impor/Import	
SITC	Berat Bersih Net Weight (Kg)		Nilai FOB FOB Value (US\$)	Berat Bersih Net Weight (Kg)	Nilai CIF CIF Value (US\$)	
(1)	(2)	(3)	(4)	(5)	(6)	(7)
	245	Fuel Wood And Wood Charcoal	9 900	990	-	-
	597	Additive For Mineral Oils	-	-	3 214	51 256
	598	Miscellaneous Chemical Products,n.e.s	-	-	28 519	25 228
	635	Wood Manufactures,n.e.s	41 600	39 240	-	-
	665	Glassware	118 087	67 498	-	-
	697	Household Equipment Of Base Metal,n.e.s	12 571	33 114	-	-
	848	Articles Of Apparel And Clothing Accessories Of Oth. Than Tex. Fab.	33 579	69 000	-	-
		Subtotal	215 737	209 842	31 733	76 484
Cuba						
	231	Natural Rubber Latex;natural Rubber And Similar Natural Gums	100 800	143 427	-	-
		Subtotal	100 800	143 427	-	-
Chile						
	057	Fruit And Nut,fresh Or Dried	120 885	80 860	61 225	44 426
	081	Feeding Stuff For Animals	-	-	1 158 760	866 413
	231	Natural Rubber Latex;natural Rubber And Similar Natural Gums	8 693 505	10 251 524	-	-
	272	Fertilizers,crude	-	-	322 000	85 225
	431	Animal And Vegetable Oil And Fat Processed And Wax Of Animal/veg.	120 000	62 200	-	-
	512	Alcohols,phenols,phenol-alcohols And Their Halogenated	60 000	46 770	-	-
	513	Carboxylic Acids,and Their Anhydrides,halides,peroxides	33 000	16 665	-	-
	522	Inorganic Chemical Elements,oxides And Halogen Salts	-	-	25 000	5 625
	562	Fertilizers,manufactured	-	-	884 000	344 760
	635	Wood Manufactures,n.e.s	149 575	210 625	-	-
	664	Glass	38 880	16 200	-	-
	665	Glassware	104 813	63 774	-	-
	848	Articles Of Apparel And Clothing Accessories Of Oth. Than Tex. Fab.	20 957	49 335	-	-
		Subtotal	9 341 615	10 797 953	2 450 985	1 346 449
Venezuela						
	071	Coffee And Coffee Substitutes	100 800	121 947	-	-
	075	Spices	474 958	270 463	-	-
	231	Natural Rubber Latex;natural Rubber And Similar Natural Gums	12 119 520	14 170 088	-	-
	422	Fixed Vegetable Fats And Oils Solid,crude,refined/fractioned	84 104	48 248	-	-
	513	Carboxylic Acids,and Their Anhydrides,halides,peroxides	16 499	10 725	-	-
	625	Rubber Tyre,tyre Cases,tyre Treads,inner Tubes And Tyre Flaps	97 020	116 035	-	-
	848	Articles Of Apparel And Clothing Accessories Of Oth. Than Tex. Fab.	157 178	384 820	-	-

Tabel 23. Lanjutan
Table Continued

Negara/Country		Komoditi/Commodity	Ekspor/Export		Impor/Import	
SITC	Berat Bersih Net Weight (Kg)		Nilai FOB FOB Value (US\$)	Berat Bersih Net Weight (Kg)	Nilai CIF CIF Value (US\$)	
(1)	(2)	(3)	(4)	(5)	(6)	(7)
		Subtotal	13 050 079	15 122 326	-	-
		Argentina				
	057	Fruit And Nut,fresh Or Dried	75 000	49 750	13 785	10 978
	075	Spices	31 999	113 150	-	-
	081	Feeding Stuff For Animals	-	-	11 698 560	3 163 066
	231	Natural Rubber Latex;natural Rubber And Similar Natural Gums	4 806 328	5 487 827	-	-
	232	Synthetic Rubber Latex;synthetic Rubber And Reclaimed Rubber	80 640	106 219	-	-
	335	Residual Petroleum Products,nes And Related Materials	-	-	36 642 360	9 739 538
	422	Fixed Vegetable Fats And Oils Solid,crude,refined/fractioned	408 000	272 640	-	-
	512	Alcohols,phenols,phenol-alcohols And Their Halogenated	256 000	350 061	-	-
	514	Nitrogen-function Compounds	-	-	16 000	10 080
	625	Rubber Tyre,tyre Cases,tyre Treads,inner Tubes And Tyre Flaps	13 138	63 925	-	-
	665	Glassware	115 889	52 588	-	-
	744	Mechanical Handling Equipment And Parts Thereof,n.e.s	-	-	7 825	46 317
	746	Ball Or Roller Bearing	-	-	41	44
	773	Equipment For Distributing Electricity	-	-	1 489	8 812
	821	Furniture And Parts Thereof	7 500	20 925	-	-
	848	Articles Of Apparel And Clothing Accessories Of Oth. Than Tex. Fab.	293 917	727 103	-	-
	874	Measuring, Checking, Analysing And Controlling Instrument And App.	-	-	4 308	25 496
	884	Optical Goods,n.e.s	1 161	13 090	-	-
		Subtotal	6 089 572	7 257 278	48 384 368	13 004 331
		Brazil				
	057	Fruit And Nut,fresh Or Dried	488 280	301 913	80 491	24 204
	072	Cocoa	600 000	853 998	-	-
	075	Spices	7 888 449	3 927 852	-	-
	081	Feeding Stuff For Animals	-	-	837 050	207 171
	098	Edible Product And Preparations	-	-	255 400	101 454
	121	Tobacco,unmanufactured;tobacco Refuse	-	-	2 949 600	9 385 642
	231	Natural Rubber Latex;natural Rubber And Similar Natural Gums	27 443 541	32 983 542	-	-
	248	Wood, simply Worked And Railway Sleeper Of Wood	-	-	357 817	302 408
	251	Pulp And Waste Paper	-	-	208 225	102 551
	278	Other Crude Minerals	-	-	760 000	266 180
	422	Fixed Vegetable Fats And Oils Solid,crude,refined/fractioned	11 566 000	6 156 640	-	-
	431	Animal And Vegetable Oil And Fat Processed And Wax Of Animal/veg.	86 130	81 494	-	-

Tabel 23. Lanjutan
Table Continued

Negara/Country		Komoditi/Commodity	Ekspor/Export		Impor/Import	
SITC	Berat Bersih Net Weight (Kg)		Nilai FOB FOB Value (US\$)	Berat Bersih Net Weight (Kg)	Nilai CIF CIF Value (US\$)	
(1)	(2)	(3)	(4)	(5)	(6)	(7)
512	Alcohols,phenols,phenol-alcohols And Their Halogenated		3 014 719	3 744 293	-	-
513	Carboxylic Acids,and Their Anhydrides,halides,peroxides		585 000	444 704	1 200	2 460
514	Nitrogen-function Compounds		-	-	20 000	10 500
551	Essential Oils,perfume And Flavour Materials		400	10 000	-	-
591	Disinfectants,insecticides,fungicides,etc Put In Forms		-	-	98 000	233 365
634	Veneers,plywood,improved Or Reconstituted Wood,worked,n.e.s		-	-	21 070	11 895
641	Paper And Paperboard		-	-	71 638	109 422
662	Clay Construction Materials And Refractory Construction Materials		-	-	24 000	4 800
663	Mineral Manufactures,n.e.s		-	-	1 998	11 372
664	Glass		1 587 266	241 430	-	-
665	Glassware		33 210	16 394	-	-
679	Tubes,pipes,hollow Profile,pipe Fitting Of Iron Or Steel		-	-	5	96
693	Wire Product And Fencing Grills		-	-	714	22 318
694	Nails,screws,nuts,bolts,rivets In The Like Of Iron,steel/copper		-	-	1 341	14 140
695	Tools For Use In The Hand Or In Machines		-	-	1 039	5 354
713	Internal Combustion Piston Engines And Parts		-	-	1 659	13 749
721	Agricultural Machinery And Parts		-	-	10 470	51 112
722	Tractors		-	-	11 850	67 200
723	Civil Engineering And Contractor Plant And Equipment And Parts		-	-	52 990	105 938
742	Pumps For Liquid And Parts		-	-	118	1 658
746	Ball Or Roller Bearing		-	-	492	4 915
747	Taps,cocks,valves For Pipes		-	-	525	18 821
748	Transmission Shafts And Cranks		-	-	9	140
749	Non-electric Parts And Accessories Of Machinery,n.e.s		-	-	122	98
776	Thermionic,cold Cathode And Photo-cathode Valves And Tubes		-	-	1	22
778	Electrical Machinery And Apparatus,n.e.s		-	-	31	291
784	Parts And Accessories,n.e.s Of The Motor Vehicles		-	-	198 064	533 303
813	Lighting Fixtures And Fittings		19 353	53 080	-	-
848	Articles Of Apparel And Clothing Accessories Of Oth. Than Tex. Fab.		17 179	43 200	-	-
874	Measuring, Checking, Analysing And Controlling Instrument And App.		-	-	4	198
884	Optical Goods,n.e.s		6 393	57 360	-	-
	Subtotal		53 335 920	48 915 900	5 965 923	11 612 777
Colombia						
075	Spices		17 500	34 550	-	-

Tabel 23. Lanjutan
Table Continued

Negara/Country		Komoditi/Commodity	Ekspor/Export		Impor/Import	
SITC	Berat Bersih Net Weight (Kg)		Nilai FOB FOB Value (US\$)	Berat Bersih Net Weight (Kg)	Nilai CIF CIF Value (US\$)	
(1)	(2)	(3)	(4)	(5)	(6)	(7)
	231	Natural Rubber Latex;natural Rubber And Similar Natural Gums	8 281 284	9 910 640	-	-
	431	Animal And Vegetable Oil And Fat Processed And Wax Of Animal/veg.	33 000	17 686	-	-
	512	Alcohols,phenols,phenol-alcohols And Their Halogenated	54 998	72 939	-	-
	813	Lighting Fixtures And Fittings	16 831	47 702	-	-
	848	Articles Of Apparel And Clothing Accessories Of Oth. Than Tex. Fab.	344 732	846 030	-	-
	884	Optical Goods,n.e.s	6 814	160 248	-	-
		Subtotal	8 755 159	11 089 795	-	-
Bolivia						
	522	Inorganic Chemical Elements,oxides And Halogen Salts	-	-	48 000	23 040
	848	Articles Of Apparel And Clothing Accessories Of Oth. Than Tex. Fab.	8 455	21 450	-	-
		Subtotal	8 455	21 450	48 000	23 040
Uruguay						
	057	Fruit And Nut,fresh Or Dried	137 500	85 875	-	-
	072	Cocoa	20 000	25 000	-	-
	075	Spices	10 997	24 700	-	-
	422	Fixed Vegetable Fats And Oils Solid,crude,refined/fractioned	200 000	146 000	-	-
	512	Alcohols,phenols,phenol-alcohols And Their Halogenated	32 000	35 298	-	-
	625	Rubber Tyre,tyre Cases,tyre Treads,inner Tubes And Tyre Flaps	42 191	69 247	-	-
	665	Glassware	42 531	24 744	-	-
	848	Articles Of Apparel And Clothing Accessories Of Oth. Than Tex. Fab.	44 059	94 514	-	-
	884	Optical Goods,n.e.s	4 672	35 000	-	-
		Subtotal	533 950	540 378	-	-
Ecuador						
	081	Feeding Stuff For Animals	-	-	159 019	118 151
	269	Old Clothing And Other Old Textile Articles;rags	3 000	29 819	-	-
	411	Animal Oils And Fats	-	-	396 844	293 735
	431	Animal And Vegetable Oil And Fat Processed And Wax Of Animal/veg.	32 999	16 800	-	-
	665	Glassware	48 005	19 668	-	-
	721	Agricultural Machinery And Parts	-	-	1 024	12 644
	848	Articles Of Apparel And Clothing Accessories Of Oth. Than Tex. Fab.	82 664	198 618	-	-
	884	Optical Goods,n.e.s	1 056	42 936	-	-
		Subtotal	167 724	307 841	556 887	424 530
Peru						

Tabel 23. Lanjutan
Table Continued

Negara/Country		Komoditi/Commodity	Ekspor/Export		Impor/Import	
SITC	Berat Bersih Net Weight (Kg)		Nilai FOB FOB Value (US\$)	Berat Bersih Net Weight (Kg)	Nilai CIF CIF Value (US\$)	
(1)	(2)	(3)	(4)	(5)	(6)	(7)
057	Fruit And Nut,fresh Or Dried		12 500	8 625	17 712	27 226
081	Feeding Stuff For Animals		-	-	5 445 599	3 768 145
231	Natural Rubber Latex;natural Rubber And Similar Natural Gums		3 165 120	3 537 342	-	-
248	Wood, simply Worked And Railway Sleeper Of Wood		-	-	275 600	384 610
431	Animal And Vegetable Oil And Fat Processed And Wax Of Animal/veg.		33 000	16 583	-	-
512	Alcohols,phenols,phenol-alcohols And Their Halogenated		40 000	30 555	-	-
513	Carboxylic Acids,and Their Anhydrides,halides,peroxides		16 500	8 745	-	-
665	Glassware		46 145	24 520	-	-
848	Articles Of Apparel And Clothing Accessories Of Oth. Than Tex. Fab.		90 107	207 690	-	-
884	Optical Goods,n.e.s		861	12 631	-	-
	Subtotal		3 404 233	3 846 691	5 738 911	4 179 981
Guyana						
554	Soap,cleansing And Polishing Preparation		20 000	5 800	-	-
635	Wood Manufactures,n.e.s		16 511	20 444	-	-
665	Glassware		43 033	19 583	-	-
	Subtotal		79 544	45 827	-	-
Trinidad And Tobago						
248	Wood, simply Worked And Railway Sleeper Of Wood		-	-	18 000	26 151
	Subtotal		-	-	18 000	26 151
Jamaica						
091	Margarine And Shortening		40 000	20 600	-	-
512	Alcohols,phenols,phenol-alcohols And Their Halogenated		29 796	33 435	-	-
848	Articles Of Apparel And Clothing Accessories Of Oth. Than Tex. Fab.		31 123	69 124	-	-
	Subtotal		100 919	123 159	-	-
Puerto Rico						
059	Fruit Juices And Vegetable Juice		18 720	19 874	-	-
664	Glass		16 992	5 435	-	-
821	Furniture And Parts Thereof		83 361	140 941	-	-
	Subtotal		119 073	166 250	-	-
Dominican Republic						
075	Spices		1 146 999	458 282	-	-
292	Crude Vegetable Materials,n.e.s		34 000	9 100	-	-
431	Animal And Vegetable Oil And Fat Processed And Wax Of Animal/veg.		16 500	9 570	-	-
513	Carboxylic Acids,and Their Anhydrides,halides,peroxides		31 300	21 638	-	-

Tabel 23. Lanjutan
Table Continued

Negara/Country		Komoditi/Commodity	Ekspor/Export		Impor/Import	
SITC	Berat Bersih Net Weight (Kg)		Nilai FOB FOB Value (US\$)	Berat Bersih Net Weight (Kg)	Nilai CIF CIF Value (US\$)	
(1)	(2)	(3)	(4)	(5)	(6)	(7)
635	Wood Manufactures,n.e.s		1 440	844	-	-
821	Furniture And Parts Thereof		10 685	35 833	-	-
841	Men's Coats,jacket,not Knitted		3 670	2 150	-	-
848	Articles Of Apparel And Clothing Accessories Of Oth. Than Tex. Fab.		65 100	136 135	-	-
884	Optical Goods,n.e.s		1 299	38 436	-	-
899	Other Miscellaneous Manufactured Articles,n.e.s		5 889	3 450	-	-
	Subtotal		1 316 882	715 438	-	-
El Salvador						
231	Natural Rubber Latex;natural Rubber And Similar Natural Gums		403 200	500 450	-	-
848	Articles Of Apparel And Clothing Accessories Of Oth. Than Tex. Fab.		31 235	70 000	-	-
	Subtotal		434 435	570 450	-	-
Costa Rica						
075	Spices		22 000	11 000	-	-
231	Natural Rubber Latex;natural Rubber And Similar Natural Gums		463 680	558 021	-	-
422	Fixed Vegetable Fats And Oils Solid,crude,refined/fractioned		22 000	11 660	-	-
431	Animal And Vegetable Oil And Fat Processed And Wax Of Animal/veg.		16 500	10 560	-	-
551	Essential Oils,perfume And Flavour Materials		800	43 816	-	-
635	Wood Manufactures,n.e.s		22 367	17 215	-	-
665	Glassware		20 314	9 111	-	-
793	Ships,boats And Floating Structures		-	-	6 658	28 140
848	Articles Of Apparel And Clothing Accessories Of Oth. Than Tex. Fab.		69 288	142 392	-	-
	Subtotal		636 949	803 775	6 658	28 140
Haiti						
554	Soap,cleansing And Polishing Preparation		80 000	37 340	-	-
	Subtotal		80 000	37 340	-	-
Barbados						
848	Articles Of Apparel And Clothing Accessories Of Oth. Than Tex. Fab.		20 756	52 260	-	-
	Subtotal		20 756	52 260	-	-
Antigua And Barbuda						
054	Vegetables,fresh Chilled,frozen Or Simply Preserved		22 729	2 679	-	-
075	Spices		2 968	350	-	-
431	Animal And Vegetable Oil And Fat Processed And Wax Of Animal/veg.		250 000	68 750	-	-
	Subtotal		275 697	71 779	-	-

Tabel 23. Lanjutan
Table Continued

Negara/Country		Komoditi/Commodity	Ekspor/Export		Impor/Import	
SITC	Berat Bersih Net Weight (Kg)		Nilai FOB FOB Value (US\$)	Berat Bersih Net Weight (Kg)	Nilai CIF CIF Value (US\$)	
(1)	(2)	(3)	(4)	(5)	(6)	(7)
Bermuda						
081	Feeding Stuff For Animals	-	-	20 000	4 165	
582	Plates,sheets,film Of Plastics	-	-	15 000	916	
635	Wood Manufactures,n.e.s	9 089	19 008	-	-	
	Subtotal	9 089	19 008	35 000	5 081	
Cape Verde						
231	Natural Rubber Latex;natural Rubber And Similar Natural Gums	120 960	68 424	-	-	
598	Miscellaneous Chemical Products,n.e.s	-	-	2 561	495	
	Subtotal	120 960	68 424	2 561	495	
Dominica						
075	Spices	17 000	9 425	-	-	
554	Soap,cleansing And Polishing Preparation	14 520	10 714	-	-	
635	Wood Manufactures,n.e.s	15 700	438 750	-	-	
	Subtotal	47 220	458 889	-	-	
Falkland Islands						
635	Wood Manufactures,n.e.s	15 602	11 555	-	-	
	Subtotal	15 602	11 555	-	-	
French Guiana						
091	Margarine And Shortening	19 335	13 083	-	-	
	Subtotal	19 335	13 083	-	-	
French Polynesia						
245	Fuel Wood And Wood Charcoal	48 994	8 584	-	-	
	Subtotal	48 994	8 584	-	-	
Netherlands Antilles						
075	Spices	2 453	12 939	-	-	
292	Crude Vegetable Materials,n.e.s	1 200	12 898	-	-	
513	Carboxylic Acids,and Their Anhydrides,halides,peroxides	60 750	39 184	-	-	
629	Articles Of Rubber,n.e.s	-	-	1 368	4 595	
694	Nails,screws,nuts,bolts,rivets In The Like Of Iron,steel/copper	-	-	10 889	3 830	
716	Rotating Electric Plant And Parts Thereof,n.e.s	-	-	2 968	2 055	
746	Ball Or Roller Bearing	-	-	1 135	1 837	
747	Taps,cocks,valves For Pipes	-	-	204	161	
821	Furniture And Parts Thereof	6 745	10 105	-	-	
	Subtotal	71 148	75 126	16 564	12 478	
Norfolk Island						
231	Natural Rubber Latex;natural Rubber And Similar Natural Gums	20 160	23 402	-	-	

Tabel 23. Lanjutan
Table Continued

Negara/Country		Komoditi/Commodity	Ekspor/Export		Impor/Import	
SITC	Berat Bersih Net Weight (Kg)		Nilai FOB FOB Value (US\$)	Berat Bersih Net Weight (Kg)	Nilai CIF CIF Value (US\$)	
(1)	(2)	(3)	(4)	(5)	(6)	(7)
	292	Crude Vegetable Materials,n.e.s	1 046	3 026	-	-
		Subtotal	21 206	26 428	-	-
Guadeloupe						
	036	Crustaceans Molluscs And Aquatic Invertebrates	8 400	24 060	-	-
		Subtotal	8 400	24 060	-	-
Saint Kitts-nevis						
	422	Fixed Vegetable Fats And Oils Solid,crude,refined/fractioned	37 604	28 013	-	-
		Subtotal	37 604	28 013	-	-
United Kingdom						
	034	Fish,fresh,chilled Or Frozen	2 116	8 350	-	-
	036	Crustaceans Molluscs And Aquatic Invertebrates	92 613	686 307	-	-
	054	Vegetables,fresh Chilled,frozen Or Simply Preserved	3 560	9 278	-	-
	057	Fruit And Nut,fresh Or Dried	24 000	11 400	-	-
	058	Fruit,preserved And Fruit Preparations	15 558	40 543	-	-
	059	Fruit Juices And Vegetable Juice	1 000	4 032	3 825	55 116
	061	Sugar,molasses And Honey	-	-	2 600 000	700 144
	071	Coffee And Coffee Substitutes	736 522	1 529 464	-	-
	073	Chocolate And Other Food Preparations Containing Cocoa N.e.s	8 715	17 245	-	-
	074	Tea And Mate	2 347 028	2 098 920	-	-
	075	Spices	82 999	42 732	-	-
	081	Feeding Stuff For Animals	-	-	869	263
	098	Edible Product And Preparations	-	-	313	6 073
	121	Tobacco,unmanufactured;tobacco Refuse	24 300	84 564	-	-
	231	Natural Rubber Latex;natural Rubber And Similar Natural Gums	13 950 440	15 956 432	-	-
	232	Synthetic Rubber Latex;synthetic Rubber And Reclaimed Rubber	-	-	157 671	58 019
	245	Fuel Wood And Wood Charcoal	416 538	44 312	-	-
	248	Wood, simply Worked And Railway Sleeper Of Wood	808 345	1 109 195	-	-
	269	Old Clothing And Other Old Textile Articles;rags	4 870	30 752	-	-
	278	Other Crude Minerals	-	-	3 230 370	782 064
	287	Ores And Concentrates Of Base Metals,n.e.s	-	-	40 000	22 800
	292	Crude Vegetable Materials,n.e.s	87 596	782 805	-	-
	335	Residual Petroleum Products,nes And Related Materials	-	-	1 000	715
	422	Fixed Vegetable Fats And Oils Solid,crude,refined/fractioned	19 870	10 565	-	-
	431	Animal And Vegetable Oil And Fat Processed And Wax Of Animal/veg.	1 067 809	686 215	-	-
	512	Alcohols,phenols,phenol-alcohols And Their Halogenated	183 999	173 124	18	501

Tabel 23. Lanjutan
Table Continued

Negara/Country		Komoditi/Commodity	Ekspor/Export		Impor/Import	
SITC	Berat Bersih Net Weight (Kg)		Nilai FOB FOB Value (US\$)	Berat Bersih Net Weight (Kg)	Nilai CIF CIF Value (US\$)	
(1)	(2)	(3)	(4)	(5)	(6)	(7)
513		Carboxylic Acids,and Their Anhydrides,halides,peroxides	1 921 120	1 001 337	74 280	112 903
514		Nitrogen-function Compounds	-	-	12 815	34 451
515		Organo-inorganic And Heterocyclic Compounds	-	-	67 459	166 470
522		Inorganic Chemical Elements,oxides And Halogen Salts	-	-	48 000	12 000
523		Metallic Salts And Peroxysalts	-	-	9	264
524		Other Inorganic Chemicals;chemical Compound Of Precious Metals	-	-	3 000	8 010
532		Dyeing And Tanning Extracts,and Synthetic Tanning Materials	14 740	155 232	-	-
533		Pigments,paints,varnishes And Related Materials	-	-	2 158	9 977
551		Essential Oils,perfume And Flavour Materials	98 416	1 871 061	-	-
554		Soap,cleansing And Polishing Preparation	159 970	83 287	9 000	4 421
581		Tubes,pipes And Hoses Of Plastic	-	-	8 508	28 009
583		Monofilament,rods,of Plastics	-	-	104	652
591		Disinfectants,insecticides,fungicides,etc Put In Forms	-	-	151 040	935 994
592		Starches,inulin And Wheat Gluten Albuminoidal Substances;glues	-	-	1 260	2 828
597		Additive For Mineral Oils	-	-	203 813	264 175
598		Miscellaneous Chemical Products,n.e.s	21 000	14 941	81 317	125 160
621		Materials Of Rubber	-	-	29 701	59 247
625		Rubber Tyre,tyre Cases,tyre Treads,inner Tubes And Tyre Flaps	609 891	1 162 665	-	-
629		Articles Of Rubber,n.e.s	3 885	11 719	6 357	35 469
634		Veneers,plywood,improved Or Reconstituted Wood,worked,n.e.s	24 534 337	15 507 536	-	-
635		Wood Manufactures,n.e.s	10 329 267	12 402 113	-	-
641		Paper And Paperboard	-	-	1 756	5 035
642		Paper And Paperboard Cut To Size Or Shape And Articles Of Paper	-	-	185	1 856
661		Lime,cement And Fabricated Construction Materials	-	-	7 000	1 905
662		Clay Construction Materials And Refractory Construction Materials	-	-	217 382	255 972
663		Mineral Manufactures,n.e.s	-	-	6 803	7 820
664		Glass	-	-	27	276
665		Glassware	-	-	2 156	9 943
671		Pig Iron,spiegeleisen,sponge Iron,ferro-alloys	-	-	79 426	88 445
673		Flat Rolled Products Not Clad	-	-	449 265	319 624
674		Flat Rolled Product,clad,plated	-	-	3 075	6 017
675		Flat Rolled Product,alloy Steel	-	-	31 159	102 438
676		Iron And Steel Bar,rods,angels,shaped And Sections	-	-	32 659	30 814
679		Tubes,pipes,hollow Profile,pipe Fitting Of Iron Or Steel	-	-	6 195	39 468

Tabel
Table 23. Lanjutan
Continued

Negara/Country		Komoditi/Commodity	Ekspor/Export		Impor/Import	
SITC	Berat Bersih Net Weight (Kg)		Nilai FOB FOB Value (US\$)	Berat Bersih Net Weight (Kg)	Nilai CIF CIF Value (US\$)	
(1)	(2)	(3)	(4)	(5)	(6)	(7)
682	Copper	-	-	1 600	9 600	
684	Alumunium	-	-	24 560	93 057	
694	Nails,screws,nuts,bolts,rivets In The Like Of Iron,steel/copper	-	-	493	1 366	
695	Tools For Use In The Hand Or In Machines	-	-	1 135	11 669	
699	Manufactures Of Base Metal N.e.s	-	-	118 478	1 344 461	
711	Steam And Other Vapour Generating Boilers And Parts	-	-	64 562	393 992	
712	Steam Or Oth Gen.boilers & Parts	-	-	604	18 792	
713	Internal Combustion Piston Engines And Parts	-	-	996	9 753	
716	Rotating Electric Plant And Parts Thereof,n.e.s	-	-	27 750	383 149	
718	Other Power Generating Machinery And Parts Thereof,n.e.s	-	-	20	1 612	
723	Civil Engineering And Contractor Plant And Equipment And Parts	-	-	26 045	188 192	
724	Textile And Leather Machinery,and Parts Thereof.n.e.s	-	-	30	59	
725	Paper Mill And Pulp Mill Machinery,paper Cutting Machine	-	-	5 617	27 679	
727	Food-processing Machines And Parts Thereof,n.e.s	10 996	14 364	742	3 930	
728	Other Machine And Equipment Specialized For Particular Industry	-	-	91 478	345 486	
731	Machine-tools By Removing Metal	-	-	71 850	58 527	
741	Heating And Cooling Equipment And Parts Thereof,n.e.s	-	-	40 371	187 431	
742	Pumps For Liquid And Parts	-	-	23 726	76 870	
743	Pumps And Compressors;fans & Blowers;centrifuges And Parts	-	-	66 893	253 615	
744	Mechanical Handling Equipment And Parts Thereof,n.e.s	-	-	6	11	
745	Other Non-electical Machinery,tools And Mechanical Apparatus	-	-	258	70 094	
746	Ball Or Roller Bearing	-	-	7 664	8 412	
747	Taps,cocks,valves For Pipes	-	-	68 688	367 899	
748	Transmission Shafts And Cranks	-	-	548 766	1 364 854	
749	Non-electric Parts And Accessories Of Machinery,n.e.s	-	-	494	37 173	
763	Sound Recorders Or Reproducers	168	1 400	-	-	
772	Electrical Apparatus For Making And Breaking Electrical Circuit	-	-	46 776	155 597	
773	Equipment For Distributing Electricity	-	-	8	17	
778	Electrical Machinery And Apparatus,n.e.s	-	-	21	1 037	
784	Parts And Accessories,n.e.s Of The Motor Vehicles	-	-	74	151	
785	Motorcycles,motor Scooters,and Other Cycles Motorized And Non-mt	-	-	13	26	
813	Lighting Fixtures And Fittings	14 985	46 753	-	-	
821	Furniture And Parts Thereof	1 412 318	2 975 598	-	-	
841	Men's Coats,jacket,not Knitted	7 556	26 359	-	-	

Tabel 23. Lanjutan
Table Continued

Negara/Country		Komoditi/Commodity	Ekspor/Export		Impor/Import	
SITC	Berat Bersih Net Weight (Kg)		Nilai FOB FOB Value (US\$)	Berat Bersih Net Weight (Kg)	Nilai CIF CIF Value (US\$)	
(1)	(2)	(3)	(4)	(5)	(6)	(7)
844	Women's Coats, Jacket, Knitted		14 186	265 634	-	-
845	Articles Of Apparel, Nes		17 356	427 892	-	-
848	Articles Of Apparel And Clothing Accessories Of Oth. Than Tex. Fab.		2 265 032	5 200 140	-	-
873	Meters And Counters, Nes		-	-	194	2 442
874	Measuring, Checking, Analysing And Controlling Instrument And App.		-	-	9 708	122 113
884	Optical Goods,n.e.s		6 397	76 790	-	-
892	Printed Matter		20 996	41 452	121	103
893	Article,n.e.s Of Plastics		17	30	372	548
899	Other Miscellaneous Manufactured Articles,n.e.s		79 649	214 097	-	-
	Subtotal		61 420 160	64 826 635	8 820 088	9 835 055
Netherlands						
012	Other Meat,other Edible Meat Offal,fresh,chilled Or Frozen		217 380	797 037	-	-
017	Meat And Edible Meat Offal, Prepared Or Preserved, N.e.s.		2 693	92 067	-	-
034	Fish,fresh,chilled Or Frozen		139 944	135 528	-	-
036	Crustaceans Moluscs And Aquatic Invertebrates		513 885	3 642 864	-	-
037	Fish,crustaceans,moluscs And Oth Aquatic Invert,prep Or Preserve		310	9 175	-	-
056	Vegetables,roots And Tubers,prepared Or Preserved N.e.s		-	-	21 091	16 181
057	Fruit And Nut,fresh Or Dried		94 848	157 272	-	-
059	Fruit Juices And Vegetable Juice		112 320	116 839	-	-
062	Sugar Confectionery		24 817	52 000	-	-
071	Coffee And Coffee Substitutes		480 300	945 207	-	-
072	Cocoa		240 000	813 104	-	-
074	Tea And Mate		1 244 449	1 090 852	-	-
075	Spices		3 618 170	1 990 440	-	-
081	Feeding Stuff For Animals		646 542 104	38 533 252	414 119	250 857
098	Edible Product And Preparations		-	-	603 750	1 452 650
222	Oil Seeds Use For Extraction Of Soft Fixed Vegetable Oils		111	15	-	-
231	Natural Rubber Latex;natural Rubber And Similar Natural Gums		10 918 080	12 156 553	-	-
248	Wood, simply Worked And Railway Sleeper Of Wood		5 473 913	6 506 780	-	-
278	Other Crude Minerals		-	-	1 000	168
292	Crude Vegetable Materials,n.e.s		271 504	1 020 415	212	1 886
422	Fixed Vegetable Fats And Oils Solid,crude,refined/fractioned		586 418 616	266 774 217	-	-
431	Animal And Vegetable Oil And Fat Processed And Wax Of Animal/veg.		51 716 615	20 647 549	-	-
511	Hydrocarbon,n.e.s And Their Halogenated,nitrated Derivatives		-	-	258 724	190 570

Tabel
Table 23. Lanjutan
Continued

Negara/Country		Komoditi/Commodity	Ekspor/Export		Impor/Import	
SITC	Berat Bersih Net Weight (Kg)		Nilai FOB FOB Value (US\$)	Berat Bersih Net Weight (Kg)	Nilai CIF CIF Value (US\$)	
(1)	(2)	(3)	(4)	(5)	(6)	(7)
512	Alcohols,phenols,phenol-alcohols And Their Halogenated		2 500 268	1 760 214	31 800	137 852
513	Carboxylic Acids,and Their Anhydrides,halides,peroxides		3 626 490	2 497 739	142 879	155 906
514	Nitrogen-function Compounds		-	-	53 844	38 547
515	Organo-inorganic And Heterocyclic Compounds		-	-	52 500	35 175
523	Metallic Salts And Peroxysalts		-	-	80 400	59 815
533	Pigments,paints,varnishes And Related Materials		-	-	5 722	36 973
551	Essential Oils,perfume And Flavour Materials		67 891	1 287 148	-	-
554	Soap,cleansing And Polishing Preparation		40 000	18 840	-	-
562	Fertilizers,manufactured		-	-	2 045 220	509 434
582	Plates,sheets,film Of Plastics		-	-	463	2 825
592	Starches,inulin And Wheat Gluten Albuminoidal Substances;glues		-	-	70 550	158 440
598	Miscellaneous Chemical Products,n.e.s		1 736 200	1 252 985	163 924	352 402
625	Rubber Tyre,tyre Cases,tyre Treads,inner Tubes And Tyre Flaps		400 734	877 489	-	-
629	Articles Of Rubber,n.e.s		117 979	248 026	37	630
634	Veneers,plywood,improved Or Reconstituted Wood,worked,n.e.s		16 684 397	14 047 966	14 003	5 656
635	Wood Manufactures,n.e.s		11 988 704	9 740 751	6	108
657	Special Yarns,textile Fabrics		91 634	180 189	-	-
661	Lime,cement And Fabricated Construction Materials		-	-	84 000	45 300
663	Mineral Manufactures,n.e.s		-	-	98	1 177
665	Glassware		180 704	95 715	-	-
679	Tubes,pipes,hollow Profile,pipe Fitting Of Iron Or Steel		-	-	5 176	182 869
684	Alumunium		-	-	1 000	2 600
686	Zinc		1 383	3 508	-	-
692	Metal Containers For Storage And Transport		205 920	238 590	-	-
693	Wire Product And Fencing Grills		-	-	4	7
694	Nails,screws,nuts,bolts,rivets In The Like Of Iron,steel/copper		-	-	97	546
699	Manufactures Of Base Metal N.e.s		-	-	55	91
716	Rotating Electric Plant And Parts Thereof,n.e.s		-	-	7 500	5 490
721	Agricultural Machinery And Parts		-	-	267	3 525
725	Paper Mill And Pulp Mill Machinery,paper Cutting Machine		-	-	252	20 777
727	Food-processing Machines And Parts Thereof,n.e.s		-	-	4 580	283 768
728	Other Machine And Equipment Specialized For Particular Industry		9 008	22 900	14 385	650 289
741	Heating And Cooling Equipment And Parts Thereof,n.e.s		-	-	43	927
743	Pumps And Compressors;fans & Blowers;centrifuges And Parts		-	-	7 000	84 032
745	Other Non-electical Machinery,tools And Mechanical Apparatus		8 000	5 000	-	-
746	Ball Or Roller Bearing		-	-	8	343

Tabel 23. Lanjutan
Table Continued

Negara/Country		Komoditi/Commodity	Ekspor/Export		Impor/Import	
SITC	Berat Bersih Net Weight (Kg)		Nilai FOB FOB Value (US\$)	Berat Bersih Net Weight (Kg)	Nilai CIF CIF Value (US\$)	
(1)	(2)	(3)	(4)	(5)	(6)	(7)
747	Taps,cocks,valves For Pipes	-	-	6 578	103 146	
749	Non-electric Parts And Accessories Of Machinery,n.e.s	-	-	318	524	
772	Electrical Apparatus For Making And Breaking Electrical Circuit	-	-	98	394	
773	Equipment For Distributing Electricity	-	-	250	833	
778	Electrical Machinery And Apparatus,n.e.s	15 245	305 445	1 507	12 599	
813	Lighting Fixtures And Fittings	-	-	5	21	
821	Furniture And Parts Thereof	2 809 657	2 710 434	-	-	
841	Men's Coats,jacket,not Knitted	4 672	53 094	-	-	
844	Women's Coats, Jacket, Knitted	26 056	357 212	-	-	
845	Articles Of Apparel, Nes	33 483	859 260	-	-	
848	Articles Of Apparel And Clothing Accessories Of Oth. Than Tex. Fab.	420 274	1 092 200	-	-	
874	Measuring, Checking, Analysing And Controlling Instrument And App.	-	-	509	11 269	
893	Article,n.e.s Of Plastics	-	-	129 313	61 757	
894	Baby Carriages,toys,games And Sporting Goods	249	2 602	-	-	
899	Other Miscellaneous Manufactured Articles,n.e.s	29 180	59 339	-	-	
	Subtotal	1 349 028 187	393 197 812	4 223 287	4 878 359	
France						
012	Other Meat,other Edible Meat Offal,fresh,chilled Or Frozen	52 658	175 229	-	-	
034	Fish,fresh,chilled Or Frozen	318 135	302 145	-	-	
036	Crustaceans Molluscs And Aquatic Invertebrates	520 298	3 513 293	-	-	
057	Fruit And Nut,fresh Or Dried	-	-	42 268	25 238	
058	Fruit,preserved And Fruit Preparations	1	3	-	-	
072	Cocoa	980 000	3 114 998	-	-	
075	Spices	344 662	199 311	-	-	
081	Feeding Stuff For Animals	-	-	359 960	254 435	
098	Edible Product And Preparations	-	-	47 421	191 141	
231	Natural Rubber Latex;natural Rubber And Similar Natural Gums	11 353 587	13 783 376	-	-	
232	Synthetic Rubber Latex;synthetic Rubber And Reclaimed Rubber	-	-	201	2 005	
248	Wood,Simply Worked And Railway Sleeper Of Wood	411 384	202 530	22 000	18 822	
273	Stone,sand And Gravel	-	-	1 080	1 564	
278	Other Crude Minerals	-	-	6 366	4 613	
292	Crude Vegetable Materials,n.e.s	9 911	40 221	-	-	
334	Petroleum Products,refined	-	-	22 073	20 402	
431	Animal And Vegetable Oil And Fat Processed And Wax Of	149 000	87 174	-	-	

Tabel
Table 23. Lanjutan
Continued

Negara/Country		Komoditi/Commodity	Ekspor/Export		Impor/Import	
SITC	Berat Bersih Net Weight (Kg)		Nilai FOB FOB Value (US\$)	Berat Bersih Net Weight (Kg)	Nilai CIF CIF Value (US\$)	
(1)	(2)	(3)	(4)	(5)	(6)	(7)
		Animal/veg.				
512		Alcohols,phenols,phenol-alcohols And Their Halogenated	-	-	4	2 378
513		Carboxylic Acids,and Their Anhydrides,halides,peroxides	44 000	23 320	-	-
514		Nitrogen-function Compounds	-	-	9 513	2 895
515		Organo-inorganic And Heterocyclic Compounds	-	-	224 800	706 602
522		Inorganic Chemical Elements,oxides And Halogen Salts	-	-	18 000	44 100
523		Metallic Salts And Peroxysalts	-	-	19 500	9 513
551		Essential Oils,perfume And Flavour Materials	327 585	6 129 596	-	-
554		Soap,cleansing And Polishing Preparation	100 000	27 750	5 760	57 600
562		Fertilizers,manufactured	-	-	120 000	47 520
571		Polymers Of Ethylene,primary Forms	-	-	411 680	212 830
575		Other Plastics In Primary Forms	-	-	15 000	48 750
591		Disinfectants,insecticides,fungicides,etc Put In Forms	-	-	76 394	241 273
592		Starches,inulin And Wheat Gluten Albuminoidal Substances;glues	-	-	120 037	111 288
597		Additive For Mineral Oils	-	-	17 071	12 677
598		Miscellaneous Chemical Products,n.e.s	-	-	68 458	121 045
611		Leather	98	5 695	-	-
621		Materials Of Rubber	-	-	583	1 785
625		Rubber Tyre,tyre Cases,tyre Treads,inner Tubes And Tyre Flaps	288 418	524 854	-	-
629		Articles Of Rubber,n.e.s	-	-	1 871	33 511
634		Veneers,plywood,improved Or Reconstituted Wood,worked,n.e.s	361 736	299 496	-	-
635		Wood Manufactures,n.e.s	367 159	450 146	-	-
641		Paper And Paperboard	-	-	235 624	345 048
642		Paper And Paperboard Cut To Size Or Shape And Articles Of Paper	260	3 600	-	-
657		Special Yarns,textile Fabrics	-	-	998	99 560
662		Clay Construction Materials And Refractory Construction Materials	-	-	261	5 120
664		Glass	-	-	872	24 323
665		Glassware	51 761	28 633	109 228	90 321
675		Flat Rolled Product,alloy Steel	-	-	4 481	5 343
676		Iron And Steel Bar,rods,angels,shaped And Sections	-	-	127	1 085
679		Tubes,pipes,hollow Profile,pipe Fitting Of Iron Or Steel	-	-	2 701	7 471
694		Nails,screws,nuts,bolts,rivets In The Like Of Iron,steel/copper	-	-	136	2 965
695		Tools For Use In The Hand Or In Machines	-	-	1 247	1 276
699		Manufactures Of Base Metal N.e.s	-	-	79	754
713		Internal Combustion Piston Engines And Parts	-	-	406	24 749

Tabel 23. Lanjutan
Table Continued

Negara/Country		Komoditi/Commodity	Ekspor/Export		Impor/Import	
SITC	Berat Bersih Net Weight (Kg)		Nilai FOB FOB Value (US\$)	Berat Bersih Net Weight (Kg)	Nilai CIF CIF Value (US\$)	
(1)	(2)	(3)	(4)	(5)	(6)	(7)
718		Other Power Generating Machinery And Parts Thereof,n.e.s	-	-	10 419	112 760
723		Civil Engineering And Contractor Plant And Equipment And Parts	-	-	3 829	28 759
725		Paper Mill And Pulp Mill Machinery,paper Cutting Machine	-	-	1 560	29 622
728		Other Machine And Equipment Specialized For Particular Industry	-	-	527	13 920
731		Machine-tools By Removing Metal	-	-	350	28 093
737		Metal Working Machinery And Part	-	-	1 128	32 282
742		Pumps For Liquid And Parts	-	-	192	7 271
743		Pumps And Compressors;fans & Blowers;centrifuges And Parts	-	-	265	39 013
745		Other Non-electical Machinery,tools And Mechanical Apparatus	-	-	4 192	126 135
746		Ball Or Roller Bearing	-	-	9 159	23 958
747		Taps,cocks,valves For Pipes	-	-	487	8 586
748		Transmission Shafts And Cranks	-	-	1 481	11 363
749		Non-electric Parts And Accessories Of Machinery,n.e.s	-	-	1 569	73 256
752		Automatic Data Processing Machines And Units Thereof	-	-	19	3 063
763		Sound Recorders Or Reproducers	-	-	174	31 976
764		Telecommunication Equipment N.e.s And Parts	-	-	64	17 368
771		Electric Power Machinery & Parts	-	-	11 317	121 443
772		Electrical Apparatus For Making And Breaking Electrical Circuit	-	-	1 011	57 992
778		Electrical Machinery And Apparatus,n.e.s	-	-	847	18 499
821		Furniture And Parts Thereof	170 283	339 027	-	-
844		Women's Coats, Jacket, Knitted	1 431	23 763	-	-
845		Articles Of Apparel, Nes	8 197	196 180	-	-
848		Articles Of Apparel And Clothing Accessories Of Oth. Than Tex. Fab.	480 150	1 115 380	-	-
873		Meters And Counters, Nes	-	-	4	41
874		Measuring, Checking, Analysing And Controlling Instrument And App.	51	3 002	397	11 715
895		Office And Stationery Supplies N.e.s	-	-	20	465
899		Other Miscellaneous Manufactured Articles,n.e.s	1 926	5 152	-	-
		Subtotal	16 342 691	30 593 874	2 015 211	3 577 582
Germany						
001		Live Animals Other Than Fish	70	25	-	-
012		Other Meat,other Edible Meat Offal,fresh,chilled Or Frozen	21 600	89 508	-	-
034		Fish,fresh,chilled Or Frozen	4 502	33 588	-	-
036		Crustaceans Moluscs And Aquatic Invertebrates	84 483	595 332	-	-
057		Fruit And Nut,fresh Or Dried	74 519	49 836	-	-

Tabel 23. Lanjutan
Table Continued

Negara/Country		Komoditi/Commodity	Ekspor/Export		Impor/Import	
SITC	Berat Bersih Net Weight (Kg)		Nilai FOB FOB Value (US\$)	Berat Bersih Net Weight (Kg)	Nilai CIF CIF Value (US\$)	
(1)	(2)	(3)	(4)	(5)	(6)	(7)
058	Fruit,preserved And Fruit Preparations		56 857	25 604	-	-
071	Coffee And Coffee Substitutes		5 177 523	8 396 232	-	-
072	Cocoa		12 500	13 750	-	-
074	Tea And Mate		2 047 933	1 752 320	-	-
075	Spices		1 363 455	905 720	-	-
081	Feeding Stuff For Animals		23 200 000	1 499 630	676 530	262 417
091	Margarine And Shortening		22 000	11 660	250	2 676
098	Edible Product And Preparations		-	-	100 942	96 129
121	Tobacco,unmanufactured;tobacco Refuse		85 895	577 929	106 920	154 426
231	Natural Rubber Latex;natural Rubber And Similar Natural Gums		8 387 261	9 710 820	-	-
232	Synthetic Rubber Latex;synthetic Rubber And Reclaimed Rubber		-	-	264 246	283 852
246	Wood In Chips Or Particles And Waste		1 290	312	-	-
247	Wood In The Rough Or Roughly Squared		-	-	24 000	6 390
248	Wood, simply Worked And Railway Sleeper Of Wood		1 005 005	856 122	30 000	35 164
269	Old Clothing And Other Old Textile Articles;rags		495	750	-	-
273	Stone,sand And Gravel		-	-	20 000	16 789
278	Other Crude Minerals		-	-	83 354 846	8 236 314
284	Nickel Ores And Concentrates		-	-	137	11 504
292	Crude Vegetable Materials,n.e.s		17 608	39 003	350	4 803
335	Residual Petroleum Products,nes And Related Materials		20 000	1 240	-	-
422	Fixed Vegetable Fats And Oils Solid,crude,refined/fractioned		86 037 687	38 051 123	-	-
431	Animal And Vegetable Oil And Fat Processed And Wax Of Animal/veg.		7 121 213	3 291 684	-	-
512	Alcohols,phenols,phenol-alcohols And Their Halogenated		24 000	31 991	85 320	199 188
513	Carboxylic Acids,and Their Anhydrides,halides,peroxides		2 401 270	1 202 934	555 834	210 841
514	Nitrogen-function Compounds		-	-	51 696	148 398
515	Organo-inorganic And Heterocyclic Compounds		-	-	86 555	188 906
516	Other Organic Chemicals		-	-	12 100	19 123
522	Inorganic Chemical Elements,oxides And Halogen Salts		-	-	223 387	263 267
523	Metallic Salts And Peroxysalts		-	-	380 755	262 072
531	Synthetic Org.colouring Matter		-	-	28 618	144 805
532	Dyeing And Tanning Extracts,and Synthetic Tanning Materials		-	-	5 761	18 570
533	Pigments,paints,varnishes And Related Materials		-	-	148 645	441 381
551	Essential Oils,perfume And Flavour Materials		65 740	1 206 903	8 299	220 592
554	Soap,cleansing And Polishing Preparation		48 000	26 900	4 445	7 756
562	Fertilizers,manufactured		-	-	54 643 061	8 850 389

Tabel 23. Lanjutan
Table Continued

Negara/Country		Komoditi/Commodity	Ekspor/Export		Impor/Import	
SITC	Berat Bersih Net Weight (Kg)		Nilai FOB FOB Value (US\$)	Berat Bersih Net Weight (Kg)	Nilai CIF CIF Value (US\$)	
(1)	(2)	(3)	(4)	(5)	(6)	(7)
574	Poliacetals, polycarbon, primary	-	-	8 401	18 306	
575	Other Plastics In Primary Forms	-	-	1 111	2 600	
581	Tubes, pipes And Hoses Of Plastic	-	-	14	483	
582	Plates, sheets, film Of Plastics	270	804	947	7 236	
592	Starches, inulin And Wheat Gluten Albuminoidal Substances; glues	29	111	50 516	106 678	
597	Additive For Mineral Oils	-	-	26 155	61 253	
598	Miscellaneous Chemical Products, n.e.s	128 000	91 838	361 407	961 558	
612	Manufactures Of Leather Or Composition Leather N.e.s	-	-	543	477	
621	Materials Of Rubber	-	-	296	16 809	
625	Rubber Tyre, tyre Cases, tyre Treads, inner Tubes And Tyre Flaps	158 352	296 643	-	-	
629	Articles Of Rubber, n.e.s	-	-	11 196	400 997	
634	Veneers, plywood, improved Or Reconstituted Wood, worked, n.e.s	18 137 165	15 946 252	-	-	
635	Wood Manufactures, n.e.s	5 136 069	4 624 758	10 929	8 151	
641	Paper And Paperboard	-	-	388 951	826 973	
642	Paper And Paperboard Cut To Size Or Shape And Articles Of Paper	5 852	17 635	-	-	
651	Textile Yarn	406	975	-	-	
654	Textile Fabrics, woven, other Than Of Cotton Or Man-made Fibres	23	30	-	-	
657	Special Yarns, textile Fabrics	-	-	867	52 123	
658	Made-up Articles, wholly Or Chiefly Of Textile Materials N.e.s	82	520	-	-	
662	Clay Construction Materials And Refractory Construction Materials	-	-	661 135	620 571	
663	Mineral Manufactures, n.e.s	-	-	41 775	55 082	
664	Glass	-	-	6 116	99 989	
665	Glassware	53 780	41 075	113	3 481	
672	Ingots And Other Primary Forms, of Iron Or Steel	-	-	1 115	2 565	
673	Flat Rolled Products Not Clad	-	-	1 134 715	485 707	
675	Flat Rolled Product, alloy Steel	-	-	194 477	204 319	
676	Iron And Steel Bar, rods, angles, shaped And Sections	-	-	2 076	4 827	
678	Wire Of Iron Or Steel	-	-	50	750	
679	Tubes, pipes, hollow Profile, pipe Fitting Of Iron Or Steel	-	-	463 271	672 377	
682	Copper	-	-	7	290	
684	Aluminium	201	677	787	266	
693	Wire Product And Fencing Grills	-	-	2 335	37 144	
694	Nails, screws, nuts, bolts, rivets In The Like Of Iron, steel/copper	-	-	26 954	33 065	
695	Tools For Use In The Hand Or In Machines	261	1 118	6 227	57 017	

Tabel
Table 23. Lanjutan
Continued

Negara/Country		Komoditi/Commodity	Ekspor/Export		Impor/Import	
SITC	Berat Bersih Net Weight (Kg)		Nilai FOB FOB Value (US\$)	Berat Bersih Net Weight (Kg)	Nilai CIF CIF Value (US\$)	
(1)	(2)	(3)	(4)	(5)	(6)	(7)
696	Cutlery	-	-	140	5 859	
699	Manufactures Of Base Metal N.e.s	161	222	13 549	77 153	
711	Steam And Other Vapour Generating Boilers And Parts	-	-	45 554	249 706	
713	Internal Combustion Piston Engines And Parts	-	-	2 879	21 403	
716	Rotating Electric Plant And Parts Thereof,n.e.s	-	-	218 629	1 833 393	
718	Other Power Generating Machinery And Parts Thereof,n.e.s	-	-	2 359	40 433	
721	Agricultural Machinery And Parts	-	-	3 180	64 647	
723	Civil Engineering And Contractor Plant And Equipment And Parts	-	-	79 443	694 090	
725	Paper Mill And Pulp Mill Machinery,paper Cutting Machine	-	-	7 049	323 397	
726	Printing And Bookbinding Machinery And Parts Thereof,n.e.s	-	-	61 395	41 644	
727	Food-processing Machines And Parts Thereof,n.e.s	-	-	162 940	3 391 667	
728	Other Machine And Equipment Specialized For Particular Industry	-	-	56 856	1 152 270	
731	Machine-tools By Removing Metal	-	-	2 000	2 648	
737	Metal Working Machinery And Part	-	-	5 085	96 663	
741	Heating And Cooling Equipment And Parts Thereof,n.e.s	-	-	17 642	87 506	
742	Pumps For Liquid And Parts	-	-	48 122	476 062	
743	Pumps And Compressors;fans & Blowers;centrifuges And Parts	2 188	9 349	83 193	2 234 473	
744	Mechanical Handling Equipment And Parts Thereof,n.e.s	-	-	45 695	1 125 123	
745	Other Non-electical Machinery,tools And Mechanical Apparatus	-	-	47 417	2 979 265	
746	Ball Or Roller Bearing	-	-	12 091	69 715	
747	Taps,cocks,valves For Pipes	-	-	31 854	355 337	
748	Transmission Shafts And Cranks	-	-	64 966	444 388	
749	Non-electric Parts And Accessories Of Machinery,n.e.s	1 052	10 135	4 740	135 802	
752	Automatic Data Processing Machines And Units Thereof	-	-	4 517	48 070	
759	Parts,n.e.s Of And Accessories For Machine Heading 751 Or 752	-	-	40	253	
761	Television Receivers	-	-	214	7 011	
764	Telecommunication Equipment N.e.s And Parts	-	-	116	2 557	
771	Electric Power Machinery & Parts	-	-	18 431	23 475	
772	Electrical Apparatus For Making And Breaking Electrical Circuit	-	-	14 388	202 797	
773	Equipment For Distributing Electricity	-	-	9 832	34 719	
776	Thermionic,cold Cathode And Photo-cathode Valves And Tubes	-	-	159	17 238	
778	Electrical Machinery And Apparatus,n.e.s	-	-	874 407	2 181 134	
782	Motor Vehicle For The Transport Of Goods	-	-	89 850	664 000	
784	Parts And Accessories,n.e.s Of The Motor Vehicles	-	-	117	122	

Tabel 23. Lanjutan
Table Continued

Negara/Country		Komoditi/Commodity	Ekspor/Export		Impor/Import	
SITC	Berat Bersih Net Weight (Kg)		Nilai FOB FOB Value (US\$)	Berat Bersih Net Weight (Kg)	Nilai CIF CIF Value (US\$)	
(1)	(2)	(3)	(4)	(5)	(6)	(7)
786	Trailer And Other-vehicle,not Motorized	-	-	529	201	
791	Railway Vehicles And Associated Equipment	-	-	3 555	138 707	
813	Lighting Fixtures And Fittings	39 344	122 024	-	-	
821	Furniture And Parts Thereof	322 603	724 099	8 402	3 997	
841	Men's Coats,jacket,not Knitted	632	9 828	-	-	
842	Women's Coats,jacket,not Knitted	4 451	104 878	-	-	
844	Women's Coats, Jacket, Knitted	21 407	457 035	-	-	
845	Articles Of Apparel, Nes	106 076	2 663 670	-	-	
846	Clothing Accessories Of Textiles Fabrics	40	213	-	-	
848	Articles Of Apparel And Clothing Accessories Of Oth. Than Tex. Fab.	794 544	2 377 454	-	-	
851	Footwear	2 322	44 368	-	-	
873	Meters And Counters, Nes	-	-	446	16 481	
874	Measuring, Checking, Analysing And Controlling Instrument And App.	-	-	4 961	132 078	
884	Optical Goods,n.e.s	351	15 962	-	-	
892	Printed Matter	94	120	151	1 299	
893	Article,n.e.s Of Plastics	38	36	4 255	4 034	
896	Works Of Art,collectors Pieces And Antiques	27	36	-	-	
899	Other Miscellaneous Manufactured Articles,n.e.s	8 818	21 351	-	-	
921	Export For Pebt	18 000	31 950	-	-	
	Subtotal	162 223 544	95 986 082	146 266 331	44 207 663	
Austria						
044	Maize,unmilled	-	-	6 500 000	926 250	
081	Feeding Stuff For Animals	25 000 000	525 000	-	-	
231	Natural Rubber Latex;natural Rubber And Similar Natural Gums	40 320	52 222	-	-	
592	Starches,inulin And Wheat Gluten Albuminoidal Substances:glues	-	-	19 000	13 300	
635	Wood Manufactures,n.e.s	98	48	-	-	
641	Paper And Paperboard	-	-	181 835	780 092	
642	Paper And Paperboard Cut To Size Or Shape And Articles Of Paper	-	-	427 706	1 439 557	
663	Mineral Manufactures,n.e.s	-	-	28 056	97 230	
699	Manufactures Of Base Metal N.e.s	-	-	2 018	20 052	
725	Paper Mill And Pulp Mill Machinery,paper Cutting Machine	-	-	1 527	15 245	
745	Other Non-electical Machinery,tools And Mechanical Apparatus	-	-	502	9 715	
746	Ball Or Roller Bearing	-	-	693	491	
747	Taps,cocks,valves For Pipes	-	-	179	3 011	

Tabel 23. Lanjutan
Table Continued

Negara/Country		Komoditi/Commodity	Ekspor/Export		Impor/Import	
SITC	Berat Bersih Net Weight (Kg)		Nilai FOB FOB Value (US\$)	Berat Bersih Net Weight (Kg)	Nilai CIF CIF Value (US\$)	
(1)	(2)	(3)	(4)	(5)	(6)	(7)
749	Non-electric Parts And Accessories Of Machinery,n.e.s	-	-	94	154	
821	Furniture And Parts Thereof	95 818	237 381	-	-	
874	Measuring, Checking, Analysing And Controlling Instrument And App.	-	-	118	120	
899	Other Miscellaneous Manufactured Articles,n.e.s	2 353	7 350	-	-	
	Subtotal	25 138 589	822 001	7 161 728	3 305 217	
Belgium						
012	Other Meat,other Edible Meat Offal,fresh,chilled Or Frozen	489 134	1 757 100	-	-	
034	Fish,fresh,chilled Or Frozen	361 521	1 419 263	-	-	
036	Crustaceans Molluscs And Aquatic Invertebrates	1 819 761	10 976 719	-	-	
046	Meal And Flour Of Wheat And Flour Of Meslin	-	-	3 879 500	992 128	
057	Fruit And Nut,fresh Or Dried	36 000	4 560	-	-	
071	Coffee And Coffee Substitutes	1 050 000	1 085 302	-	-	
075	Spices	77 162	51 692	-	-	
081	Feeding Stuff For Animals	-	-	383 200	232 958	
098	Edible Product And Preparations	-	-	150 701	565 641	
231	Natural Rubber Latex;natural Rubber And Similar Natural Gums	31 663 306	35 372 072	-	-	
248	Wood, simply Worked And Railway Sleeper Of Wood	1 629 700	1 413 623	114 995	98 340	
272	Fertilizers,crude	-	-	255 000	71 850	
292	Crude Vegetable Materials,n.e.s	88 000	330 000	-	-	
431	Animal And Vegetable Oil And Fat Processed And Wax Of Animal/veg.	1 311 309	994 698	-	-	
511	Hydrocarbon,n.e.s And Their Halogenated,nitrated Derivatives	-	-	85 200	34 950	
512	Alcohols,phenols,phenol-alcohols And Their Halogenated	12 000	15 480	-	-	
513	Carboxylic Acids,and Their Anhydrides,halides,peroxides	553 630	380 229	-	-	
514	Nitrogen-function Compounds	-	-	5 598	13 450	
515	Organo-inorganic And Heterocyclic Compounds	-	-	1 084 227	2 669 630	
522	Inorganic Chemical Elements,oxides And Halogen Salts	-	-	195 205	116 504	
523	Metallic Salts And Peroxysalts	-	-	57 600	13 363	
524	Other Inorganic Chemicals;chemical Compound Of Precious Metals	-	-	1 885 390	632 746	
533	Pigments,paints,varnishes And Related Materials	-	-	15 256	24 513	
551	Essential Oils,perfume And Flavour Materials	27 000	549 000	-	-	
553	Perfumery,cosmetics And Toilet Preparations	62	25	-	-	
554	Soap,cleansing And Polishing Preparation	865 898	452 746	111 603	335 936	
562	Fertilizers,manufactured	-	-	25 339 854	5 118 767	
575	Other Plastics In Primary Forms	-	-	13 750	24 586	

Tabel 23. Lanjutan
Table Continued

Negara/Country		Komoditi/Commodity	Ekspor/Export		Impor/Import	
SITC	Berat Bersih Net Weight (Kg)		Nilai FOB FOB Value (US\$)	Berat Bersih Net Weight (Kg)	Nilai CIF CIF Value (US\$)	
(1)	(2)	(3)	(4)	(5)	(6)	(7)
582	Plates,sheets,film Of Plastics	-	-	20	2 406	
592	Starches,inulin And Wheat Gluten Albuminoidal Substances;glues	-	-	60 001	54 644	
598	Miscellaneous Chemical Products,n.e.s	121 000	95 388	177 233	353 401	
621	Materials Of Rubber	-	-	18 000	5 879	
625	Rubber Tyre,tyre Cases,tyre Treads,inner Tubes And Tyre Flaps	908 240	1 449 577	-	-	
629	Articles Of Rubber,n.e.s	-	-	82	1 457	
634	Veneers,plywood,improved Or Reconstituted Wood,worked,n.e.s	13 449 334	9 215 124	-	-	
635	Wood Manufactures,n.e.s	4 611 685	3 187 781	-	-	
656	Tulle,lace,embroidery,ribbons,trimmings And Other Small Wares	-	-	4	484	
665	Glassware	7 611	4 843	-	-	
673	Flat Rolled Products Not Clad	-	-	90 881	35 299	
678	Wire Of Iron Or Steel	-	-	348 259	297 375	
679	Tubes,pipes,hollow Profile,pipe Fitting Of Iron Or Steel	-	-	122	764	
694	Nails,screws,nuts,bolts,rivets In The Like Of Iron,steel/copper	-	-	12	103	
695	Tools For Use In The Hand Or In Machines	-	-	2	171	
697	Household Equipment Of Base Metal,n.e.s	288	116	-	-	
699	Manufactures Of Base Metal N.e.s	-	-	8	320	
713	Internal Combustion Piston Engines And Parts	-	-	353	3 076	
716	Rotating Electric Plant And Parts Thereof,n.e.s	-	-	137	2 006	
725	Paper Mill And Pulp Mill Machinery,paper Cutting Machine	-	-	14	1 600	
728	Other Machine And Equipment Specialized For Particular Industry	-	-	348	27 516	
735	Part,nes For Machine Tools	-	-	57	4 793	
737	Metal Working Machinery And Part	-	-	2	258	
743	Pumps And Compressors;fans & Blowers;centrifuges And Parts	-	-	3 636	29 650	
745	Other Non-electical Machinery,tools And Mechanical Apparatus	-	-	116	2 861	
746	Ball Or Roller Bearing	-	-	2	21	
747	Taps,cocks,valves For Pipes	-	-	191	11 135	
748	Transmission Shafts And Cranks	-	-	32	470	
749	Non-electric Parts And Accessories Of Machinery,n.e.s	-	-	5	24	
752	Automatic Data Processing Machines And Units Thereof	-	-	6	687	
771	Electric Power Machinery & Parts	-	-	106	2 598	
772	Electrical Apparatus For Making And Breaking Electrical Circuit	-	-	24	1 366	
773	Equipment For Distributing Electricity	-	-	31	823	
776	Thermionic,cold Cathode And Photo-cathode Valves And Tubes	-	-	5	657	
778	Electrical Machinery And Apparatus,n.e.s	-	-	12	2 002	
821	Furniture And Parts Thereof	385 328	459 418	-	-	

Tabel 23. Lanjutan
Table Continued

Negara/Country		Komoditi/Commodity	Ekspor/Export		Impor/Import	
SITC	Berat Bersih Net Weight (Kg)		Nilai FOB FOB Value (US\$)	Berat Bersih Net Weight (Kg)	Nilai CIF CIF Value (US\$)	
(1)	(2)	(3)	(4)	(5)	(6)	(7)
844	Women's Coats, Jacket, Knitted		843	13 390	-	-
845	Articles Of Apparel, Nes		801	17 106	-	-
848	Articles Of Apparel And Clothing Accessories Of Oth. Than Tex. Fab.		120 814	303 585	-	-
874	Measuring, Checking, Analysing And Controlling Instrument And App.		-	-	230	6 361
884	Optical Goods,n.e.s		372	1 200	-	-
893	Article,n.e.s Of Plastics		-	-	6	681
896	Works Of Art,collectors Pieces And Antiques		171	112	-	-
899	Other Miscellaneous Manufactured Articles,n.e.s		16 864	45 337	-	-
	Subtotal		59 607 834	69 595 486	34 277 016	11 796 250
Switzerland						
034	Fish,fresh,chilled Or Frozen		20 324	22 788	-	-
058	Fruit,preserved And Fruit Preparations		-	-	10	1 146
071	Coffee And Coffee Substitutes		33 600	46 450	-	-
074	Tea And Mate		187 620	178 493	-	-
075	Spices		12 000	10 675	1 676	229
231	Natural Rubber Latex;natural Rubber And Similar Natural Gums		302 400	350 995	-	-
248	Wood,Simply Worked And Railway Sleeper Of Wood		56 421	14 079	-	-
278	Other Crude Minerals		-	-	231 000	47 465
431	Animal And Vegetable Oil And Fat Processed And Wax Of Animal/veg.		25 000	13 250	-	-
514	Nitrogen-function Compounds		24 000	189 022	-	-
523	Metallic Salts And Peroxysalts		-	-	129 751	59 528
551	Essential Oils,perfume And Flavour Materials		97 799	1 955 175	-	-
582	Plates,sheets,film Of Plastics		-	-	4 469	611
611	Leather		680	65 000	-	-
629	Articles Of Rubber,n.e.s		-	-	24	1 143
641	Paper And Paperboard		-	-	7 470	20 239
658	Made-up Articles,wholly Or Chiefly Of Textile Materials N.e.s		162	93	-	-
662	Clay Construction Materials And Refractory Construction Materials		-	-	124 713	138 675
671	Pig Iron,spiegeleisen,sponge Iron,ferro-alloys		-	-	42 000	32 777
679	Tubes,pipes,hollow Profile,pipe Fitting Of Iron Or Steel		-	-	106	542
694	Nails,screws,nuts,bolts,rivets In The Like Of Iron,steel/copper		-	-	1	368
695	Tools For Use In The Hand Or In Machines		-	-	17	18
699	Manufactures Of Base Metal N.e.s		-	-	1	177
712	Steam Or Oth Gen.boilers & Parts		-	-	9	18

Tabel 23. Lanjutan
Table Continued

Negara/Country		Komoditi/Commodity	Ekspor/Export		Impor/Import	
SITC	Berat Bersih Net Weight (Kg)		Nilai FOB FOB Value (US\$)	Berat Bersih Net Weight (Kg)	Nilai CIF CIF Value (US\$)	
(1)	(2)	(3)	(4)	(5)	(6)	(7)
	725	Paper Mill And Pulp Mill Machinery,paper Cutting Machine	-	-	21 980	69 336
	728	Other Machine And Equipment Specialized For Particular Industry	-	-	1 450	8 642
	741	Heating And Cooling Equipment And Parts Thereof,n.e.s	-	-	99 777	122 868
	742	Pumps For Liquid And Parts	-	-	106	9 356
	743	Pumps And Compressors;fans & Blowers;centrifuges And Parts	-	-	27	1 319
	744	Mechanical Handling Equipment And Parts Thereof,n.e.s	-	-	90	2 261
	745	Other Non-electical Machinery,tools And Mechanical Apparatus	-	-	52	1 250
	746	Ball Or Roller Bearing	-	-	29	4 083
	747	Taps,cocks,valves For Pipes	-	-	325	7 381
	748	Transmission Shafts And Cranks	-	-	1 804	14 241
	749	Non-electric Parts And Accessories Of Machinery,n.e.s	-	-	13	27
	764	Telecommunication Equipment N.e.s And Parts	-	-	33	4 813
	771	Electric Power Machinery & Parts	-	-	8	401
	772	Electrical Apparatus For Making And Breaking Electrical Circuit	-	-	508	19 521
	776	Thermionic,cold Cathode And Photo-cathode Valves And Tubes	-	-	1	38
	778	Electrical Machinery And Apparatus,n.e.s	-	-	55	2 801
	821	Furniture And Parts Thereof	16	9	-	-
	831	Travel Goods	28	2 096	-	-
	844	Women's Coats, Jacket, Knitted	3 035	69 192	-	-
	845	Articles Of Apparel, Nes	10 398	251 254	-	-
	846	Clothing Accessories Of Textiles Fabrics	184	2 570	-	-
	874	Measuring, Checking, Analysing And Controlling Instrument And App.	-	-	494	25 090
	893	Article,n.e.s Of Plastics	-	-	7	14
	894	Baby Carriages,toys,games And Sporting Goods	-	-	9 347	1 277
		Subtotal	773 667	3 171 141	677 353	597 655
	Luxembourg					
	231	Natural Rubber Latex;natural Rubber And Similar Natural Gums	8 023 680	10 031 540	-	-
	629	Articles Of Rubber,n.e.s	-	-	69	520
	634	Veneers,plywood,improved Or Reconstituted Wood,worked,n.e.s	18 644	21 734	-	-
	676	Iron And Steel Bar,rods,angels,shaped And Sections	-	-	817 699	608 960
	694	Nails,screws,nuts,bolts,rivets In The Like Of Iron,steel/copper	-	-	27	211
	713	Internal Combustion Piston Engines And Parts	-	-	2	12
	749	Non-electric Parts And Accessories Of Machinery,n.e.s	-	-	2	46
	778	Electrical Machinery And Apparatus,n.e.s	-	-	2	18
		Subtotal	8 042 324	10 053 274	817 801	609 767

Tabel 23. Lanjutan
Table Continued

Negara/Country		Komoditi/Commodity	Ekspor/Export		Impor/Import	
SITC	Berat Bersih Net Weight (Kg)		Nilai FOB FOB Value (US\$)	Berat Bersih Net Weight (Kg)	Nilai CIF CIF Value (US\$)	
(1)	(2)	(3)	(4)	(5)	(6)	(7)
Monaco						
	036	Crustaceans Moluscs And Aquatic Invertebrates	12 000	60 000	-	-
		Subtotal	12 000	60 000	-	-
Denmark						
	022	Milk And Cream And Milk Products Other Than Butter Or Cheese	-	-	16 250	6 533
	058	Fruit,preserved And Fruit Preparations	36 420	18 900	-	-
	071	Coffee And Coffee Substitutes	301 600	333 106	-	-
	075	Spices	135 069	68 951	-	-
	081	Feeding Stuff For Animals	-	-	445 160	362 169
	231	Natural Rubber Latex;natural Rubber And Similar Natural Gums	7 850	12 597	-	-
	245	Fuel Wood And Wood Charcoal	20 415	3 674	-	-
	278	Other Crude Minerals	-	-	380 000	155 800
	292	Crude Vegetable Materials,n.e.s	9 182	54 125	-	-
	422	Fixed Vegetable Fats And Oils Solid,crude,refined/fractioned	5 799 700	2 580 866	-	-
	431	Animal And Vegetable Oil And Fat Processed And Wax Of Animal/veg.	2 048 153	822 528	-	-
	513	Carboxylic Acids,and Their Anhydrides,halides,peroxides	1 044 205	505 180	9 676	551 182
	516	Other Organic Chemicals	-	-	9 000	36 000
	522	Inorganic Chemical Elements,oxides And Halogen Salts	-	-	12 752	19 060
	533	Pigments,paints,varnishes And Related Materials	-	-	6 272	48 823
	575	Other Plastics In Primary Forms	-	-	1 534	3 582
	581	Tubes,pipes And Hoses Of Plastic	-	-	4	117
	592	Starches,inulin And Wheat Gluten Albuminoidal Substances;glues	-	-	122 506	236 207
	625	Rubber Tyre,tyre Cases,tyre Treads,inner Tubes And Tyre Flaps	400 986	711 935	-	-
	634	Veneers,plywood,improved Or Reconstituted Wood,worked,n.e.s	1 087 261	1 107 454	-	-
	635	Wood Manufactures,n.e.s	3 755 890	4 142 669	-	-
	662	Clay Construction Materials And Refractory Construction Materials	-	-	176 358	155 081
	664	Glass	-	-	10	455
	665	Glassware	24 671	13 766	7	387
	691	Structures And Parts Of Iron,steel Or Aluminium	-	-	19 377	55 626
	694	Nails,screws,nuts,bolts,rivets In The Like Of Iron,steel/copper	-	-	234	6 011
	699	Manufactures Of Base Metal N.e.s	-	-	12	455
	716	Rotating Electric Plant And Parts Thereof,n.e.s	-	-	3 130	53 151
	718	Other Power Generating Machinery And Parts Thereof,n.e.s	-	-	54	2 328
	721	Agricultural Machinery And Parts	-	-	206	37 135

Tabel 23. Lanjutan
Table Continued

Negara/Country		Komoditi/Commodity	Ekspor/Export		Impor/Import	
SITC	Berat Bersih Net Weight (Kg)		Nilai FOB FOB Value (US\$)	Berat Bersih Net Weight (Kg)	Nilai CIF CIF Value (US\$)	
(1)	(2)	(3)	(4)	(5)	(6)	(7)
724		Textile And Leather Machinery, and Parts Thereof, n.e.s	-	-	58	3 109
741		Heating And Cooling Equipment And Parts Thereof, n.e.s	-	-	7 271	43 207
742		Pumps For Liquid And Parts	-	-	1 782	21 432
743		Pumps And Compressors; fans & Blowers; centrifuges And Parts	-	-	7 807	150 150
744		Mechanical Handling Equipment And Parts Thereof, n.e.s	-	-	24	1 069
745		Other Non-electrical Machinery, tools And Mechanical Apparatus	-	-	20	901
746		Ball Or Roller Bearing	-	-	5 918	3 974
747		Taps, cocks, valves For Pipes	-	-	2 625	23 335
748		Transmission Shafts And Cranks	-	-	17	104
749		Non-electric Parts And Accessories Of Machinery, n.e.s	-	-	21	1 170
752		Automatic Data Processing Machines And Units Thereof	-	-	7	168
764		Telecommunication Equipment N.e.s And Parts	-	-	9	234
772		Electrical Apparatus For Making And Breaking Electrical Circuit	-	-	15	725
773		Equipment For Distributing Electricity	-	-	4	86
775		Household Type, electrical And Non-electrical Equipment, n.e.s	-	-	10	270
778		Electrical Machinery And Apparatus, n.e.s	-	-	1 436	22 620
784		Parts And Accessories, n.e.s Of The Motor Vehicles	-	-	374	280
821		Furniture And Parts Thereof	173 343	140 687	-	-
844		Women's Coats, Jacket, Knitted	1 002	17 708	-	-
845		Articles Of Apparel, Nes	5 143	115 902	-	-
848		Articles Of Apparel And Clothing Accessories Of Oth. Than Tex. Fab.	111 112	345 779	-	-
874		Measuring, Checking, Analysing And Controlling Instrument And App.	-	-	585	13 810
		Subtotal	14 962 002	10 995 827	1 230 525	2 016 746
Norway						
061		Sugar, molasses And Honey	17 502	6 286	-	-
071		Coffee And Coffee Substitutes	21 000	41 625	-	-
075		Spices	9 000	5 310	-	-
231		Natural Rubber Latex; natural Rubber And Similar Natural Gums	100 800	113 400	-	-
513		Carboxylic Acids, and Their Anhydrides, halides, peroxides	50 000	34 500	-	-
523		Metallic Salts And Peroxysalts	-	-	43 986	15 140
562		Fertilizers, manufactured	-	-	40 766 302	9 315 406
592		Starches, inulin And Wheat Gluten Albuminoidal Substances; glues	-	-	10 099	9 417
598		Miscellaneous Chemical Products, n.e.s	-	-	1 792 699	1 951 452
635		Wood Manufactures, n.e.s	2 302 100	2 810 909	-	-
663		Mineral Manufactures, n.e.s	-	-	366	7 125

Tabel 23. Lanjutan
Table Continued

Negara/Country		Komoditi/Commodity	Ekspor/Export		Impor/Import	
SITC	Berat Bersih Net Weight (Kg)		Nilai FOB FOB Value (US\$)	Berat Bersih Net Weight (Kg)	Nilai CIF CIF Value (US\$)	
(1)	(2)	(3)	(4)	(5)	(6)	(7)
671	Pig Iron,spiegeleisen,sponge Iron,ferro-alloys	-	-	34 870	51 259	
693	Wire Product And Fencing Grills	-	-	140	7 446	
699	Manufactures Of Base Metal N.e.s	-	-	19	2 036	
821	Furniture And Parts Thereof	20 473	68 890	-	-	
844	Women's Coats, Jacket, Knitted	1 415	35 239	-	-	
845	Articles Of Apparel, Nes	14 345	334 655	-	-	
848	Articles Of Apparel And Clothing Accessories Of Oth. Than Tex. Fab.	109 968	336 277	-	-	
	Subtotal	2 646 603	3 787 091	42 648 481	11 359 281	
Sweden						
058	Fruit,preserved And Fruit Preparations	18 210	8 000	-	-	
071	Coffee And Coffee Substitutes	54 200	93 302	-	-	
075	Spices	256 001	127 390	-	-	
231	Natural Rubber Latex;natural Rubber And Similar Natural Gums	262 080	300 451	-	-	
334	Petroleum Products,refined	-	-	14 372	7 895	
431	Animal And Vegetable Oil And Fat Processed And Wax Of Animal/veg.	14 000	7 571	-	-	
512	Alcohols,phenols,phenol-alcohols And Their Halogenated	58 820	49 295	-	-	
513	Carboxylic Acids,and Their Anhydrides,halides,peroxides	64 000	46 488	-	-	
516	Other Organic Chemicals	-	-	9 700	10 646	
554	Soap,cleansing And Polishing Preparation	33 640	26 198	148	311	
582	Plates,sheets,film Of Plastics	-	-	2 941	9 880	
592	Starches,inulin And Wheat Gluten Albuminoidal Substances:glues	-	-	19 548	35 230	
598	Miscellaneous Chemical Products,n.e.s	63 000	48 435	2 442	4 116	
621	Materials Of Rubber	-	-	139	165	
629	Articles Of Rubber,n.e.s	-	-	1 156	50 346	
634	Veneers,plywood,improved Or Reconstituted Wood,worked,n.e.s	80 071	49 206	-	-	
635	Wood Manufactures,n.e.s	550 267	603 895	-	-	
641	Paper And Paperboard	-	-	5 280 028	3 991 479	
642	Paper And Paperboard Cut To Size Or Shape And Articles Of Paper	11 714	13 070	-	-	
657	Special Yarns,textile Fabrics	-	-	263	13 715	
663	Mineral Manufactures,n.e.s	-	-	614	6 227	
678	Wire Of Iron Or Steel	-	-	240 700	235 507	
679	Tubes,pipes,hollow Profile,pipe Fitting Of Iron Or Steel	-	-	374	3 638	
693	Wire Product And Fencing Grills	-	-	3 252	132 508	
694	Nails,screws,nuts,bolts,rivets In The Like Of Iron,steel/copper	-	-	542	1 168	

Tabel 23. Lanjutan
Table Continued

Negara/Country		Komoditi/Commodity	Ekspor/Export		Impor/Import	
SITC	Berat Bersih Net Weight (Kg)		Nilai FOB FOB Value (US\$)	Berat Bersih Net Weight (Kg)	Nilai CIF CIF Value (US\$)	
(1)	(2)	(3)	(4)	(5)	(6)	(7)
696	Cutlery		793	5 710	-	-
699	Manufactures Of Base Metal N.e.s		-	-	220	16 902
711	Steam And Other Vapour Generating Boilers And Parts		-	-	23	3 323
716	Rotating Electric Plant And Parts Thereof,n.e.s		-	-	8 297	4 859
723	Civil Engineering And Contractor Plant And Equipment And Parts		-	-	377	4 578
725	Paper Mill And Pulp Mill Machinery,paper Cutting Machine		-	-	187	11 351
727	Food-processing Machines And Parts Thereof,n.e.s		-	-	240	19 979
728	Other Machine And Equipment Specialized For Particular Industry		100 717	142 666	7 866	62 898
737	Metal Working Machinery And Part		-	-	4 958	8 086
741	Heating And Cooling Equipment And Parts Thereof,n.e.s		-	-	2 801	44 404
742	Pumps For Liquid And Parts		-	-	95	1 641
743	Pumps And Compressors;fans & Blowers;centrifuges And Parts		-	-	620	96 047
744	Mechanical Handling Equipment And Parts Thereof,n.e.s		-	-	4 281	24 927
746	Ball Or Roller Bearing		-	-	8 137	49 949
747	Taps,cocks,valves For Pipes		-	-	33	3 261
748	Transmission Shafts And Cranks		-	-	1 319	4 585
749	Non-electric Parts And Accessories Of Machinery,n.e.s		-	-	1 237	14 652
752	Automatic Data Processing Machines And Units Thereof		-	-	24	2 610
771	Electric Power Machinery & Parts		-	-	2 677	1 480
772	Electrical Apparatus For Making And Breaking Electrical Circuit		-	-	3 435	8 706
773	Equipment For Distributing Electricity		-	-	304	328
778	Electrical Machinery And Apparatus,n.e.s		-	-	408	26 578
782	Motor Vehicle For The Transport Of Goods		-	-	73 160	150 004
784	Parts And Accessories,n.e.s Of The Motor Vehicles		-	-	282	2 798
821	Furniture And Parts Thereof		40 742	104 355	-	-
844	Women's Coats, Jacket, Knitted		816	24 330	-	-
845	Articles Of Apparel, Nes		25 742	518 514	-	-
874	Measuring, Checking, Analysing And Controlling Instrument And App.		-	-	135	9 265
893	Article,n.e.s Of Plastics		-	-	7 676	72 208
899	Other Miscellaneous Manufactured Articles,n.e.s		243	627	-	-
	Subtotal		1 635 056	2 169 503	5 705 011	5 148 250
Finland						
075	Spices		32 399	19 591	-	-
222	Oil Seeds Use For Extraction Of Soft Fixed Vegetable Oils		-	-	690 647	241 332

Tabel 23. Lanjutan
Table Continued

Negara/Country		Komoditi/Commodity	Ekspor/Export		Impor/Import	
SITC	Berat Bersih Net Weight (Kg)		Nilai FOB FOB Value (US\$)	Berat Bersih Net Weight (Kg)	Nilai CIF CIF Value (US\$)	
(1)	(2)	(3)	(4)	(5)	(6)	(7)
269	Old Clothing And Other Old Textile Articles;rags		200	5 000	-	-
516	Other Organic Chemicals		-	-	12 120	148 020
562	Fertilizers,manufactured		-	-	1 008 000	226 951
581	Tubes,pipes And Hoses Of Plastic		-	-	224	10 386
592	Starches,inulin And Wheat Gluten Albuminoidal Substances;glues		-	-	28	682
598	Miscellaneous Chemical Products,n.e.s		-	-	1 900	41 868
621	Materials Of Rubber		-	-	188	8 052
625	Rubber Tyre,tyre Cases,tyre Treads,inner Tubes And Tyre Flaps		25 976	60 889	-	-
629	Articles Of Rubber,n.e.s		-	-	130	8 902
635	Wood Manufactures,n.e.s		355 257	394 063	-	-
663	Mineral Manufactures,n.e.s		-	-	544	14 418
664	Glass		60 480	21 546	11	933
679	Tubes,pipes,hollow Profile,pipe Fitting Of Iron Or Steel		-	-	6 072	111 158
686	Zinc		-	-	20 000	40 130
693	Wire Product And Fencing Grills		-	-	525	27 366
694	Nails,screws,nuts,bolts,rivets In The Like Of Iron,steel/copper		-	-	605	19 564
695	Tools For Use In The Hand Or In Machines		-	-	4 186	93 078
699	Manufactures Of Base Metal N.e.s		-	-	1 336	186 537
711	Steam And Other Vapour Generating Boilers And Parts		-	-	9 424	428 878
713	Internal Combustion Piston Engines And Parts		-	-	52	2 010
716	Rotating Electric Plant And Parts Thereof,n.e.s		-	-	11 672	10 318
718	Other Power Generating Machinery And Parts Thereof,n.e.s		-	-	494	13 055
725	Paper Mill And Pulp Mill Machinery,paper Cutting Machine		-	-	9 031	229 292
741	Heating And Cooling Equipment And Parts Thereof,n.e.s		-	-	98	5 452
742	Pumps For Liquid And Parts		-	-	6 980	276 047
743	Pumps And Compressors;fans & Blowers;centrifuges And Parts		-	-	2 375	136 869
744	Mechanical Handling Equipment And Parts Thereof,n.e.s		-	-	34	1 471
746	Ball Or Roller Bearing		-	-	626	43 867
747	Taps,cocks,valves For Pipes		-	-	336	28 900
748	Transmission Shafts And Cranks		-	-	13 024	588 962
749	Non-electric Parts And Accessories Of Machinery,n.e.s		-	-	451	31 622
771	Electric Power Machinery & Parts		-	-	1 580	57 491
772	Electrical Apparatus For Making And Breaking Electrical Circuit		-	-	352	13 649
773	Equipment For Distributing Electricity		-	-	1	216
778	Electrical Machinery And Apparatus,n.e.s		-	-	1 016	29 918
791	Railway Vehicles And Associated Equipment		-	-	2	47

Tabel 23. Lanjutan
Table Continued

Negara/Country		Komoditi/Commodity	Ekspor/Export		Impor/Import	
SITC	Berat Bersih Net Weight (Kg)		Nilai FOB FOB Value (US\$)	Berat Bersih Net Weight (Kg)	Nilai CIF CIF Value (US\$)	
(1)	(2)	(3)	(4)	(5)	(6)	(7)
	821	Furniture And Parts Thereof	19 534	41 762	-	-
	874	Measuring, Checking, Analysing And Controlling Instrument And App.	-	-	98	6 488
	893	Article,n.e.s Of Plastics	-	-	193	3 411
		Subtotal	493 846	542 851	1 804 355	3 087 340
Ireland						
	034	Fish,fresh,chilled Or Frozen	25 000	82 700	-	-
	036	Crustaceans Molluscs And Aquatic Invertebrates	7 776	53 404	-	-
	071	Coffee And Coffee Substitutes	180 000	364 888	-	-
	231	Natural Rubber Latex;natural Rubber And Similar Natural Gums	100 800	126 967	-	-
	248	Wood, simply Worked And Railway Sleeper Of Wood	21 554	12 066	-	-
	512	Alcohols,phenols,phenol-alcohols And Their Halogenated	19 971	14 978	-	-
	513	Carboxylic Acids,and Their Anhydrides,halides,peroxides	28 000	14 592	-	-
	621	Materials Of Rubber	-	-	74	914
	635	Wood Manufactures,n.e.s	582 993	676 483	-	-
	821	Furniture And Parts Thereof	599 247	764 563	-	-
	848	Articles Of Apparel And Clothing Accessories Of Oth. Than Tex. Fab.	48 910	124 000	-	-
		Subtotal	1 614 251	2 234 641	74	914
Italy						
	012	Other Meat,other Edible Meat Offal,fresh,chilled Or Frozen	18	900	-	-
	034	Fish,fresh,chilled Or Frozen	50 627	51 893	-	-
	036	Crustaceans Molluscs And Aquatic Invertebrates	2 613 578	9 323 962	-	-
	057	Fruit And Nut,fresh Or Dried	499 525	252 701	20 910	8 056
	058	Fruit,preserved And Fruit Preparations	11 425	7 083	-	-
	071	Coffee And Coffee Substitutes	945 399	763 822	-	-
	075	Spices	167 592	126 481	-	-
	081	Feeding Stuff For Animals	-	-	1 134 680	304 721
	231	Natural Rubber Latex;natural Rubber And Similar Natural Gums	12 004 894	14 799 953	-	-
	245	Fuel Wood And Wood Charcoal	1 369 662	115 492	-	-
	247	Wood In The Rough Or Roughly Squared	19 845	16 326	-	-
	248	Wood, simply Worked And Railway Sleeper Of Wood	875 648	1 083 399	-	-
	263	Cotton	6 270	46 039	-	-
	272	Fertilizers,crude	-	-	210 848	55 095
	273	Stone,sand And Gravel	-	-	78 600	14 142
	278	Other Crude Minerals	-	-	48 000	19 452
	292	Crude Vegetable Materials,n.e.s	241 907	947 894	-	-

Tabel 23. Lanjutan
Table Continued

Negara/Country		Komoditi/Commodity	Ekspor/Export		Impor/Import	
SITC	Berat Bersih Net Weight (Kg)		Nilai FOB FOB Value (US\$)	Berat Bersih Net Weight (Kg)	Nilai CIF CIF Value (US\$)	
(1)	(2)	(3)	(4)	(5)	(6)	(7)
335		Residual Petroleum Products, nes And Related Materials	-	-	40 000	19 300
422		Fixed Vegetable Fats And Oils Solid, crude, refined/fractioned	112 143 759	49 031 050	-	-
431		Animal And Vegetable Oil And Fat Processed And Wax Of Animal/veg.	2 401 000	1 056 720	-	-
512		Alcohols, phenols, phenol-alcohols And Their Halogenated	96 000	98 069	127 120	773 107
513		Carboxylic Acids, and Their Anhydrides, halides, peroxides	205 580	142 252	2 000	7 362
515		Organo-inorganic And Heterocyclic Compounds	-	-	56 993	138 484
522		Inorganic Chemical Elements, oxides And Halogen Salts	-	-	2 674	5 110
551		Essential Oils, perfume And Flavour Materials	570	16 500	-	-
554		Soap, cleansing And Polishing Preparation	184 000	98 037	-	-
575		Other Plastics In Primary Forms	-	-	19 625	45 073
581		Tubes, pipes And Hoses Of Plastic	-	-	237	172
591		Disinfectants, insecticides, fungicides, etc Put In Forms	-	-	88 960	806 220
592		Starches, inulin And Wheat Gluten Albuminoidal Substances; glues	-	-	364 887	806 025
598		Miscellaneous Chemical Products, n.e.s	60 000	39 998	57 478	131 126
611		Leather	2 641	27 114	-	-
621		Materials Of Rubber	42 904	82 165	18 651	106 929
625		Rubber Tyre, tyre Cases, tyre Treads, inner Tubes And Tyre Flaps	1 619 740	3 456 581	-	-
629		Articles Of Rubber, n.e.s	-	-	1 313	59 003
634		Veneers, plywood, improved Or Reconstituted Wood, worked, n.e.s	8 323 944	5 679 875	-	-
635		Wood Manufactures, n.e.s	1 022 407	1 054 750	-	-
641		Paper And Paperboard	-	-	13 361	9 402
642		Paper And Paperboard Cut To Size Or Shape And Articles Of Paper	-	-	1 415	997
657		Special Yarns, textile Fabrics	-	-	727	10 471
661		Lime, cement And Fabricated Construction Materials	-	-	30 300	5 862
662		Clay Construction Materials And Refractory Construction Materials	-	-	134 434	53 491
663		Mineral Manufactures, n.e.s	-	-	370	1 542
664		Glass	167 040	53 700	-	-
673		Flat Rolled Products Not Clad	-	-	7	244
678		Wire Of Iron Or Steel	17 749	62 298	-	-
679		Tubes, pipes, hollow Profile, pipe Fitting Of Iron Or Steel	-	-	6 481	28 682
693		Wire Product And Fencing Grills	-	-	357	18 439
694		Nails, screws, nuts, bolts, rivets In The Like Of Iron, steel/copper	-	-	6 205	49 686
695		Tools For Use In The Hand Or In Machines	-	-	39	29
696		Cutlery	-	-	9	529

Tabel 23. Lanjutan
Table Continued

Negara/Country		Komoditi/Commodity	Ekspor/Export		Impor/Import	
SITC	Berat Bersih Net Weight (Kg)		Nilai FOB FOB Value (US\$)	Berat Bersih Net Weight (Kg)	Nilai CIF CIF Value (US\$)	
(1)	(2)	(3)	(4)	(5)	(6)	(7)
699		Manufactures Of Base Metal N.e.s	-	-	13 130	19 640
711		Steam And Other Vapour Generating Boilers And Parts	-	-	6 160	225 184
713		Internal Combustion Piston Engines And Parts	-	-	3 067	2 271
716		Rotating Electric Plant And Parts Thereof,n.e.s	-	-	7 296	66 661
718		Other Power Generating Machinery And Parts Thereof,n.e.s	-	-	1	86
721		Agricultural Machinery And Parts	-	-	3 554	20 357
723		Civil Engineering And Contractor Plant And Equipment And Parts	-	-	247 392	194 499
724		Textile And Leather Machinery,and Parts Thereof.n.e.s	-	-	594	28 063
727		Food-processing Machines And Parts Thereof,n.e.s	500	1 000	191	1 670
728		Other Machine And Equipment Specialized For Particular Industry	-	-	164 814	1 137 573
731		Machine-tools By Removing Metal	-	-	20	1 311
733		Machine-tool For Working Metal	-	-	3 510	13 618
737		Metal Working Machinery And Part	-	-	54 606	1 047 842
741		Heating And Cooling Equipment And Parts Thereof,n.e.s	-	-	27 518	120 526
742		Pumps For Liquid And Parts	-	-	2 143	27 164
743		Pumps And Compressors;fans & Blowers;centrifuges And Parts	-	-	69 430	465 850
744		Mechanical Handling Equipment And Parts Thereof,n.e.s	-	-	22 320	149 580
745		Other Non-electical Machinery,tools And Mechanical Apparatus	-	-	1 295	15 303
746		Ball Or Roller Bearing	-	-	15 782	103 483
747		Taps,cocks,valves For Pipes	-	-	1 879	21 683
748		Transmission Shafts And Cranks	-	-	32 669	278 215
749		Non-electric Parts And Accessories Of Machinery,n.e.s	-	-	1 141	8 049
772		Electrical Apparatus For Making And Breaking Electrical Circuit	-	-	15 425	127 149
778		Electrical Machinery And Apparatus,n.e.s	-	-	169	801
784		Parts And Accessories,n.e.s Of The Motor Vehicles	-	-	164	1 236
785		Motorcycles,motor Scooters,and Other Cycles Motorized And Non-mt	-	-	207	211
821		Furniture And Parts Thereof	106 124	259 590	658	520
848		Articles Of Apparel And Clothing Accessories Of Oth. Than Tex. Fab.	5 666 073	12 971 502	-	-
851		Footwear	28 099	215 156	-	-
874		Measuring, Checking, Analysing And Controlling Instrument And App.	-	-	20 680	49 311
884		Optical Goods,n.e.s	1 030	32 511	3	25
892		Printed Matter	-	-	24	12
894		Baby Carriages,toys,games And Sporting Goods	1 252	14 421	-	-

Tabel 23. Lanjutan
Table Continued

Negara/Country		Komoditi/Commodity	Ekspor/Export		Impor/Import	
SITC	Berat Bersih Net Weight (Kg)		Nilai FOB FOB Value (US\$)	Berat Bersih Net Weight (Kg)	Nilai CIF CIF Value (US\$)	
(1)	(2)	(3)	(4)	(5)	(6)	(7)
	899	Other Miscellaneous Manufactured Articles,n.e.s	23	95	57	49
		Subtotal	150 896 825	101 929 329	3 182 580	7 606 693
Spain						
	036	Crustaceans Moluscs And Aquatic Invertebrates	418 536	1 328 968	-	-
	037	Fish,crustaceans,moluscs And Oth Aquatic Invert,prep Or Preserve	304 099	1 070 335	-	-
	057	Fruit And Nut,fresh Or Dried	-	-	1 364	917
	071	Coffee And Coffee Substitutes	75 000	95 391	-	-
	072	Cocoa	607 200	635 003	-	-
	075	Spices	187 065	183 875	-	-
	081	Feeding Stuff For Animals	33 145 278	1 851 797	915	920
	091	Margarine And Shortening	400 000	172 000	-	-
	231	Natural Rubber Latex;natural Rubber And Similar Natural Gums	4 716 180	5 529 647	-	-
	248	Wood,Simply Worked And Railway Sleeper Of Wood	18 771	8 593	-	-
	273	Stone,sand And Gravel	-	-	377 683	62 640
	292	Crude Vegetable Materials,n.e.s	510	984	3 000	10 200
	421	Fixed Vegetable Fats And Oils Soft,crude,refined Or Fractioned	900 000	387 000	-	-
	422	Fixed Vegetable Fats And Oils Solid,crude,refined/fractioned	147 566 837	55 809 968	-	-
	431	Animal And Vegetable Oil And Fat Processed And Wax Of Animal/veg.	16 042 000	5 427 198	-	-
	511	Hydrocarbon,n.e.s And Their Halogenated,nitrated Derivatives	-	-	8 956	10 997
	512	Alcohols,phenols,phenol-alcohols And Their Halogenated	189 875	170 920	-	-
	513	Carboxylic Acids,and Their Anhydrides,halides,peroxides	399 920	261 493	2 819	3 461
	515	Organo-inorganic And Heterocyclic Compounds	-	-	140 000	283 400
	523	Metallic Salts And Peroxysalts	-	-	136 800	33 744
	533	Pigments,paints,varnishes And Related Materials	-	-	352 000	71 820
	551	Essential Oils,perfume And Flavour Materials	112 000	1 949 440	-	-
	575	Other Plastics In Primary Forms	-	-	5 000	10 883
	592	Starches,inulin And Wheat Gluten Albuminoidal Substances;glues	-	-	5 000	5 818
	598	Miscellaneous Chemical Products,n.e.s	-	-	159 876	250 692
	611	Leather	517	80 242	-	-
	625	Rubber Tyre,tyre Cases,tyre Treads,inner Tubes And Tyre Flaps	86 039	177 245	-	-
	629	Articles Of Rubber,n.e.s	-	-	8	84
	634	Veneers,plywood,improved Or Reconstituted Wood,worked,n.e.s	63 628	78 828	-	-
	635	Wood Manufactures,n.e.s	84 207	112 796	175	676
	641	Paper And Paperboard	-	-	111 667	324 962
	658	Made-up Articles,wholly Or Chiefly Of Textile Materials N.e.s	31	625	-	-

Tabel 23. Lanjutan
Table Continued

Negara/Country		Komoditi/Commodity	Ekspor/Export		Impor/Import	
SITC	Berat Bersih Net Weight (Kg)		Nilai FOB FOB Value (US\$)	Berat Bersih Net Weight (Kg)	Nilai CIF CIF Value (US\$)	
(1)	(2)	(3)	(4)	(5)	(6)	(7)
659	Floor Coverings,etc		2	50	-	-
661	Lime,cement And Fabricated Construction Materials		-	-	42 000	7 522
662	Clay Construction Materials And Refractory Construction Materials		-	-	63 183	16 715
663	Mineral Manufactures,n.e.s		1	2	26	96
664	Glass		18 705	6 625	18	72
665	Glassware		46 183	29 743	8	32
666	Pottery		-	-	32	123
675	Flat Rolled Product,alloy Steel		-	-	84 762	73 780
676	Iron And Steel Bar,rods,angels,shaped And Sections		-	-	634 946	325 267
679	Tubes,pipes,hollow Profile,pipe Fitting Of Iron Or Steel		-	-	469 326	383 825
694	Nails,screws,nuts,bolts,rivets In The Like Of Iron,steel/copper		-	-	2 706	41 853
716	Rotating Electric Plant And Parts Thereof,n.e.s		-	-	53	43
724	Textile And Leather Machinery,and Parts Thereof.n.e.s		-	-	45	2 028
726	Printing And Bookbinding Machinery And Parts Thereof,n.e.s		-	-	20 550	9 581
742	Pumps For Liquid And Parts		-	-	78	3 624
746	Ball Or Roller Bearing		-	-	422	5 216
748	Transmission Shafts And Cranks		-	-	49	2 394
773	Equipment For Distributing Electricity		-	-	1 704	1 276
778	Electrical Machinery And Apparatus,n.e.s		-	-	37	196
813	Lighting Fixtures And Fittings		-	-	2 758	10 566
821	Furniture And Parts Thereof		428 209	1 058 526	1 524	7 504
831	Travel Goods		10	182	-	-
842	Women's Coats,jacket,not Knitted		104	1 774	-	-
845	Articles Of Apparel, Nes		455	10 237	-	-
846	Clothing Accessories Of Textiles Fabrics		104	2 752	-	-
848	Articles Of Apparel And Clothing Accessories Of Oth. Than Tex. Fab.		1 057 088	2 277 323	-	-
851	Footwear		10 193	99 046	-	-
874	Measuring, Checking, Analysing And Controlling Instrument And App.		-	-	2	85
884	Optical Goods,n.e.s		878	43 047	-	-
885	Watches And Clocks		-	-	93	355
893	Article,n.e.s Of Plastics		1 258	1 668	-	-
899	Other Miscellaneous Manufactured Articles,n.e.s		531	1 736	-	-
	Subtotal		206 881 414	78 865 059	2 629 585	1 963 367

Portugal

Tabel
Table 23. Lanjutan
Continued

Negara/Country		Komoditi/Commodity	Ekspor/Export		Impor/Import	
SITC	Berat Bersih Net Weight (Kg)		Nilai FOB FOB Value (US\$)	Berat Bersih Net Weight (Kg)	Nilai CIF CIF Value (US\$)	
(1)	(2)	(3)	(4)	(5)	(6)	(7)
034	Fish,fresh,chilled Or Frozen		639	748	-	-
036	Crustaceans Molluscs And Aquatic Invertebrates		54 069	112 171	-	-
071	Coffee And Coffee Substitutes		164 399	184 446	-	-
075	Spices		123 210	94 088	-	-
231	Natural Rubber Latex;natural Rubber And Similar Natural Gums		20 160	26 280	-	-
273	Stone,sand And Gravel		-	-	274 181	47 628
422	Fixed Vegetable Fats And Oils Solid,crude,refined/fractioned		8 735 173	3 418 005	-	-
431	Animal And Vegetable Oil And Fat Processed And Wax Of Animal/veg.		3 789 057	1 647 040	-	-
533	Pigments,paints,varnishes And Related Materials		-	-	38 000	7 817
554	Soap,cleansing And Polishing Preparation		20 000	10 996	-	-
635	Wood Manufactures,n.e.s		986 118	1 792 353	-	-
679	Tubes,pipes,hollow Profile,pipe Fitting Of Iron Or Steel		-	-	12	191
743	Pumps And Compressors;fans & Blowers;centrifuges And Parts		-	-	2 358	21 870
781	Passenger Motor Cars		1 500	2 500	-	-
848	Articles Of Apparel And Clothing Accessories Of Oth. Than Tex. Fab.		425 517	1 151 434	-	-
851	Footwear		274	9 457	-	-
	Subtotal		14 320 116	8 449 518	314 551	77 506
Iceland						
821	Furniture And Parts Thereof		9 420	17 552	-	-
	Subtotal		9 420	17 552	-	-
Greece						
057	Fruit And Nut,fresh Or Dried		26 000	22 276	-	-
075	Spices		444 051	215 069	-	-
121	Tobacco,unmanufactured;tobacco Refuse		-	-	34 920	50 197
231	Natural Rubber Latex;natural Rubber And Similar Natural Gums		2 066 160	2 473 367	-	-
422	Fixed Vegetable Fats And Oils Solid,crude,refined/fractioned		17 435 634	7 198 699	-	-
431	Animal And Vegetable Oil And Fat Processed And Wax Of Animal/veg.		1 440 095	866 886	-	-
513	Carboxylic Acids,and Their Anhydrides,halides,peroxides		221 000	110 182	-	-
554	Soap,cleansing And Polishing Preparation		19 999	8 150	-	-
625	Rubber Tyre,tyre Cases,tyre Treads,inner Tubes And Tyre Flaps		20 126	35 804	-	-
634	Veneers,plywood ,improved Or Reconstituted Wood,worked,n.e.s		140 973	136 443	-	-
635	Wood Manufactures,n.e.s		265 222	223 032	-	-
664	Glass		20 160	7 980	-	-
665	Glassware		101 877	59 289	-	-

Tabel 23. Lanjutan
Table Continued

Negara/Country		Komoditi/Commodity	Ekspor/Export		Impor/Import	
SITC	Berat Bersih Net Weight (Kg)		Nilai FOB FOB Value (US\$)	Berat Bersih Net Weight (Kg)	Nilai CIF CIF Value (US\$)	
(1)	(2)	(3)	(4)	(5)	(6)	(7)
	813	Lighting Fixtures And Fittings	19 099	44 721	-	-
	821	Furniture And Parts Thereof	28 347	81 778	-	-
	848	Articles Of Apparel And Clothing Accessories Of Oth. Than Tex. Fab.	139 259	331 081	-	-
		Subtotal	22 388 002	11 814 757	34 920	50 197
Vatican City						
	634	Veneers,plywood,improved Or Reconstituted Wood,worked,n.e.s	125 622	56 695	-	-
		Subtotal	125 622	56 695	-	-
Frmr Czechoslovakia						
	231	Natural Rubber Latex;natural Rubber And Similar Natural Gums	100 800	121 665	-	-
	422	Fixed Vegetable Fats And Oils Solid,crude,refined/fractioned	388 961	271 251	-	-
	554	Soap,cleansing And Polishing Preparation	202 823	163 256	-	-
	664	Glass	19 601	8 349	-	-
		Subtotal	712 185	564 521	-	-
Hungary						
	072	Cocoa	15 000	24 799	-	-
	074	Tea And Mate	43 100	35 041	-	-
	091	Margarine And Shortening	18 000	9 630	-	-
	231	Natural Rubber Latex;natural Rubber And Similar Natural Gums	228 060	258 617	-	-
	248	Wood, simply Worked And Railway Sleeper Of Wood	-	-	975 846	886 060
	335	Residual Petroleum Products, nes And Related Materials	-	-	99 400	73 805
	431	Animal And Vegetable Oil And Fat Processed And Wax Of Animal/veg.	1 000	670	-	-
	695	Tools For Use In The Hand Or In Machines	-	-	58	52
	725	Paper Mill And Pulp Mill Machinery, paper Cutting Machine	1 030	2 627	-	-
	746	Ball Or Roller Bearing	-	-	12	11
	821	Furniture And Parts Thereof	48 274	153 983	-	-
	848	Articles Of Apparel And Clothing Accessories Of Oth. Than Tex. Fab.	6 674	17 149	-	-
	899	Other Miscellaneous Manufactured Articles,n.e.s	104	337	-	-
		Subtotal	361 242	502 853	1 075 316	959 928
Poland						
	022	Milk And Cream And Milk Products Other Than Butter Or Cheese	4 868	12 570	-	-
	034	Fish,fresh,chilled Or Frozen	125 000	413 100	-	-
	057	Fruit And Nut,fresh Or Dried	25 000	17 250	2 250	12 333
	071	Coffee And Coffee Substitutes	22 385	71 592	-	-
	072	Cocoa	15 000	22 500	-	-

Tabel 23. Lanjutan
Table Continued

Negara/Country		Komoditi/Commodity	Ekspor/Export		Impor/Import	
SITC	Berat Bersih Net Weight (Kg)		Nilai FOB FOB Value (US\$)	Berat Bersih Net Weight (Kg)	Nilai CIF CIF Value (US\$)	
(1)	(2)	(3)	(4)	(5)	(6)	(7)
074	Tea And Mate		235 620	170 711	-	-
075	Spices		200 999	90 952	-	-
081	Feeding Stuff For Animals		172 000	81 300	-	-
122	Tobacco,manufactured		60	215	-	-
231	Natural Rubber Latex;natural Rubber And Similar Natural Gums		23 757 128	27 554 012	-	-
248	Wood, simply Worked And Railway Sleeper Of Wood		65 866	50 600	117 000	129 166
422	Fixed Vegetable Fats And Oils Solid,crude,refined/fractioned		2 250 000	1 029 285	-	-
554	Soap,cleansing And Polishing Preparation		620 000	297 220	-	-
625	Rubber Tyre,tyre Cases,tyre Treads,inner Tubes And Tyre Flaps		43 808	73 019	-	-
629	Articles Of Rubber,n.e.s		-	-	118	821
634	Veneers,plywood,improved Or Reconstituted Wood,worked,n.e.s		616 954	623 716	-	-
635	Wood Manufactures,n.e.s		342 387	382 588	-	-
665	Glassware		579 431	289 803	4 864	9 279
692	Metal Containers For Storage And Transport		-	-	17 920	2 576
694	Nails,screws,nuts,bolts,rivets In The Like Of Iron,steel/copper		-	-	2 214	34 236
743	Pumps And Compressors;fans & Blowers;centrifuges And Parts		-	-	150	1 578
746	Ball Or Roller Bearing		-	-	533	511
747	Taps,cocks,valves For Pipes		-	-	27 614	159 376
821	Furniture And Parts Thereof		6 550	17 233	-	-
844	Women's Coats, Jacket, Knitted		1 394	8 158	-	-
899	Other Miscellaneous Manufactured Articles,n.e.s		58	193	-	-
	Subtotal		29 084 508	31 206 017	172 663	349 876
Romania						
057	Fruit And Nut,fresh Or Dried		47 175	28 288	-	-
071	Coffee And Coffee Substitutes		144 000	77 220	-	-
074	Tea And Mate		11 700	5 568	-	-
091	Margarine And Shortening		1 140 000	594 100	-	-
231	Natural Rubber Latex;natural Rubber And Similar Natural Gums		2 998 800	3 519 439	-	-
248	Wood, simply Worked And Railway Sleeper Of Wood		-	-	160 900	135 874
422	Fixed Vegetable Fats And Oils Solid,crude,refined/fractioned		234 472	123 800	-	-
431	Animal And Vegetable Oil And Fat Processed And Wax Of Animal/veg.		43 000	33 330	-	-
665	Glassware		-	-	4 985	7 164
746	Ball Or Roller Bearing		-	-	2 296	1 711
821	Furniture And Parts Thereof		14 130	34 719	-	-
848	Articles Of Apparel And Clothing Accessories Of Oth. Than Tex. Fab.		14 304	33 840	-	-

Tabel 23. Lanjutan
Table Continued

Negara/Country		Komoditi/Commodity	Ekspor/Export		Impor/Import	
SITC	Berat Bersih Net Weight (Kg)		Nilai FOB FOB Value (US\$)	Berat Bersih Net Weight (Kg)	Nilai CIF CIF Value (US\$)	
(1)	(2)	(3)	(4)	(5)	(6)	(7)
		Subtotal	4 647 581	4 450 304	168 181	144 749
		Bulgaria				
	072	Cocoa	320 000	334 000	-	-
	075	Spices	-	-	376 749	122 413
	231	Natural Rubber Latex;natural Rubber And Similar Natural Gums	120 000	167 743	-	-
	248	Wood, simply Worked And Railway Sleeper Of Wood	-	-	192 560	164 713
	292	Crude Vegetable Materials,n.e.s	85 000	17 850	-	-
	422	Fixed Vegetable Fats And Oils Solid,crude,refined/fractioned	18 785 523	7 392 073	-	-
	431	Animal And Vegetable Oil And Fat Processed And Wax Of Animal/veg.	39 958	25 681	-	-
	513	Carboxylic Acids,and Their Anhydrides,halides,peroxides	25 965	18 398	-	-
	523	Metallic Salts And Peroxysalts	-	-	209 000	28 785
	554	Soap,cleansing And Polishing Preparation	20 000	11 236	-	-
	625	Rubber Tyre,tyre Cases,tyre Treads,inner Tubes And Tyre Flaps	-	-	3 629	1 809
	634	Veneers,plywood,improved Or Reconstituted Wood,worked,n.e.s	53 500	57 651	-	-
	635	Wood Manufactures,n.e.s	188 742	152 860	-	-
	641	Paper And Paperboard	-	-	998 882	569 454
	723	Civil Engineering And Contractor Plant And Equipment And Parts	-	-	40	4 651
	848	Articles Of Apparel And Clothing Accessories Of Oth. Than Tex. Fab.	32 337	74 250	-	-
	884	Optical Goods,n.e.s	963	27 159	-	-
		Subtotal	19 671 988	8 278 901	1 780 860	891 825
		Yugoslavia, Former				
	746	Ball Or Roller Bearing	-	-	21	21
	884	Optical Goods,n.e.s	12	540	-	-
		Subtotal	12	540	21	21
		Albania				
	057	Fruit And Nut,fresh Or Dried	224 976	137 234	-	-
	075	Spices	18 000	12 081	-	-
		Subtotal	242 976	149 315	-	-
		Belarus				
	431	Animal And Vegetable Oil And Fat Processed And Wax Of Animal/veg.	44 000	40 480	-	-
	746	Ball Or Roller Bearing	-	-	614	314
		Subtotal	44 000	40 480	614	314
		Kazakhstan				
	074	Tea And Mate	71 680	66 878	-	-

Tabel 23. Lanjutan
Table Continued

Negara/Country		Komoditi/Commodity	Ekspor/Export		Impor/Import	
SITC	Berat Bersih Net Weight (Kg)		Nilai FOB FOB Value (US\$)	Berat Bersih Net Weight (Kg)	Nilai CIF CIF Value (US\$)	
(1)	(2)	(3)	(4)	(5)	(6)	(7)
091	Margarine And Shortening		100 000	46 300	-	-
422	Fixed Vegetable Fats And Oils Solid,crude,refined/fractioned		660 736	293 752	-	-
431	Animal And Vegetable Oil And Fat Processed And Wax Of Animal/veg.		22 000	15 840	-	-
671	Pig Iron,spiegeleisen,sponge Iron,ferro-alloys		-	-	2 000	4 612
	Subtotal		854 416	422 770	2 000	4 612
Kyrgyzstan						
091	Margarine And Shortening		200 000	99 200	-	-
431	Animal And Vegetable Oil And Fat Processed And Wax Of Animal/veg.		172 000	121 920	-	-
	Subtotal		372 000	221 120	-	-
Turkmenistan						
422	Fixed Vegetable Fats And Oils Solid,crude,refined/fractioned		20 736	12 234	-	-
	Subtotal		20 736	12 234	-	-
Ukraine						
057	Fruit And Nut,fresh Or Dried		24 500	12 700	-	-
071	Coffee And Coffee Substitutes		16 500	29 700	-	-
074	Tea And Mate		502 580	458 239	-	-
091	Margarine And Shortening		1 286 233	837 344	-	-
231	Natural Rubber Latex;natural Rubber And Similar Natural Gums		4 836 075	5 653 653	-	-
248	Wood, simply Worked And Railway Sleeper Of Wood		-	-	402 970	376 603
292	Crude Vegetable Materials,n.e.s		614	2 645	-	-
421	Fixed Vegetable Fats And Oils Soft,crude,refined Or Fractioned		750 000	348 750	-	-
422	Fixed Vegetable Fats And Oils Solid,crude,refined/fractioned		20 908 435	9 210 714	-	-
431	Animal And Vegetable Oil And Fat Processed And Wax Of Animal/veg.		187 000	134 490	-	-
513	Carboxylic Acids,and Their Anhydrides,halides,peroxides		16 500	10 318	-	-
514	Nitrogen-function Compounds		19 200	21 358	-	-
554	Soap,cleansing And Polishing Preparation		60 000	27 600	-	-
634	Veneers,plywood,improved Or Reconstituted Wood,worked,n.e.s		316 234	129 551	-	-
635	Wood Manufactures,n.e.s		46 865	27 657	-	-
672	Ingots And Other Primary Forms,of Iron Or Steel		-	-	25 768 050	6 055 491
673	Flat Rolled Products Not Clad		-	-	4 259 140	1 089 914
848	Articles Of Apparel And Clothing Accessories Of Oth. Than Tex. Fab.		15 368	36 000	-	-
	Subtotal		28 986 104	16 940 719	30 430 160	7 522 008
Uzbekistan						
422	Fixed Vegetable Fats And Oils Solid,crude,refined/fractioned		20 736	12 545	-	-

Tabel 23. Lanjutan
Table Continued

Negara/Country		Komoditi/Commodity	Ekspor/Export		Impor/Import	
SITC	Berat Bersih Net Weight (Kg)		Nilai FOB FOB Value (US\$)	Berat Bersih Net Weight (Kg)	Nilai CIF CIF Value (US\$)	
(1)	(2)	(3)	(4)	(5)	(6)	(7)
	431	Animal And Vegetable Oil And Fat Processed And Wax Of Animal/veg.	236 000	191 950	-	-
		Subtotal	256 736	204 495	-	-
	Lithuania					
	411	Animal Oils And Fats	62 208	48 833	-	-
	422	Fixed Vegetable Fats And Oils Solid,crude,refined/fractioned	372 512	260 242	-	-
	431	Animal And Vegetable Oil And Fat Processed And Wax Of Animal/veg.	44 000	34 405	-	-
	635	Wood Manufactures,n.e.s	135 968	216 737	-	-
	665	Glassware	12 299	4 261	-	-
		Subtotal	626 987	564 478	-	-
	Latvia					
	248	Wood, simply Worked And Railway Sleeper Of Wood	-	-	140 390	132 704
	422	Fixed Vegetable Fats And Oils Solid,crude,refined/fractioned	807 933	539 883	-	-
	513	Carboxylic Acids,and Their Anhydrides,halides,peroxides	96 000	80 083	-	-
	625	Rubber Tyre,tyre Cases,tyre Treads,inner Tubes And Tyre Flaps	65 026	124 356	-	-
		Subtotal	968 959	744 322	140 390	132 704
	Estonia					
	072	Cocoa	60 000	102 000	-	-
		Subtotal	60 000	102 000	-	-
	Georgia					
	071	Coffee And Coffee Substitutes	16 500	28 050	-	-
	075	Spices	20 000	9 664	-	-
	431	Animal And Vegetable Oil And Fat Processed And Wax Of Animal/veg.	44 000	24 200	-	-
		Subtotal	80 500	61 914	-	-
	Croatia					
	081	Feeding Stuff For Animals	-	-	1 809 411	482 468
	248	Wood, simply Worked And Railway Sleeper Of Wood	-	-	22 500	17 750
		Subtotal	-	-	1 831 911	500 218
	Bosnia And Hercegovina					
	422	Fixed Vegetable Fats And Oils Solid,crude,refined/fractioned	105 000	57 750	-	-
		Subtotal	105 000	57 750	-	-
	Malta					
	091	Margarine And Shortening	-	-	261	101
	554	Soap,cleansing And Polishing Preparation	300 000	113 000	-	-
	894	Baby Carriages,toys,games And Sporting Goods	809	1 044	-	-

Tabel 23. Lanjutan
Table Continued

Negara/Country		Komoditi/Commodity	Ekspor/Export		Impor/Import	
SITC	Berat Bersih Net Weight (Kg)		Nilai FOB FOB Value (US\$)	Berat Bersih Net Weight (Kg)	Nilai CIF CIF Value (US\$)	
(1)	(2)	(3)	(4)	(5)	(6)	(7)
		Subtotal	300 809	114 044	261	101
		Slovakia				
	248	Wood, simply Worked And Railway Sleeper Of Wood	-	-	23 000	30 505
	744	Mechanical Handling Equipment And Parts Thereof, n.e.s	-	-	26 400	167 166
	746	Ball Or Roller Bearing	-	-	109	91
	884	Optical Goods, n.e.s	680	15 451	-	-
		Subtotal	680	15 451	49 509	197 762
		Slovenia				
	091	Margarine And Shortening	40 000	21 600	-	-
	231	Natural Rubber Latex; natural Rubber And Similar Natural Gums	10 479 038	12 499 889	-	-
	431	Animal And Vegetable Oil And Fat Processed And Wax Of Animal/veg.	19 600	14 460	-	-
	634	Veneers, plywood, improved Or Reconstituted Wood, worked, n.e.s	95 414	58 413	-	-
	663	Mineral Manufactures, n.e.s	-	-	16 715	8 191
	695	Tools For Use In The Hand Or In Machines	-	-	19	17
	699	Manufactures Of Base Metal N.e.s	-	-	22 236	10 452
	778	Electrical Machinery And Apparatus, n.e.s	-	-	2 350	5 693
	821	Furniture And Parts Thereof	2 369	8 817	-	-
	848	Articles Of Apparel And Clothing Accessories Of Oth. Than Tex. Fab.	15 153	38 710	-	-
		Subtotal	10 651 574	12 641 889	41 320	24 353
		Czech Republic				
	062	Sugar Confectionery	25 436	52 262	-	-
	248	Wood, simply Worked And Railway Sleeper Of Wood	-	-	24 000	23 158
	513	Carboxylic Acids, and Their Anhydrides, halides, peroxides	24 000	14 782	-	-
	598	Miscellaneous Chemical Products, n.e.s	-	-	442	264
	665	Glassware	64 039	35 604	-	-
	673	Flat Rolled Products Not Clad	-	-	8 811 197	2 959 276
	676	Iron And Steel Bar, rods, angles, shaped And Sections	-	-	461 261	131 153
	677	Rail And Railway Tract Construction Material Of Iron Or Steel	-	-	182 778	53 862
	678	Wire Of Iron Or Steel	-	-	1 843 447	588 952
	694	Nails, screws, nuts, bolts, rivets In The Like Of Iron, steel/copper	-	-	391	3 450
	746	Ball Or Roller Bearing	-	-	120	114
	844	Women's Coats, Jacket, Knitted	183	3 223	-	-
		Subtotal	113 658	105 871	11 323 636	3 760 229
		South Georgia And The South Sa				
	071	Coffee And Coffee Substitutes	33 000	11 497	-	-

Tabel 23. Lanjutan
Table Continued

Negara/Country		Komoditi/Commodity	Ekspor/Export		Impor/Import	
SITC	Berat Bersih Net Weight (Kg)		Nilai FOB FOB Value (US\$)	Berat Bersih Net Weight (Kg)	Nilai CIF CIF Value (US\$)	
(1)	(2)	(3)	(4)	(5)	(6)	(7)
		Subtotal	33 000	11 497	-	-
		Russian Federation				
	057	Fruit And Nut,fresh Or Dried	76 000	50 270	-	-
	062	Sugar Confectionery	313 864	526 890	-	-
	071	Coffee And Coffee Substitutes	6 000	26 400	-	-
	072	Cocoa	30 000	51 000	-	-
	074	Tea And Mate	1 822 016	1 749 612	-	-
	075	Spices	122 798	62 273	-	-
	091	Margarine And Shortening	4 526 627	2 312 672	-	-
	231	Natural Rubber Latex;natural Rubber And Similar Natural Gums	258 372	295 254	-	-
	232	Synthetic Rubber Latex;synthetic Rubber And Reclaimed Rubber	-	-	1 054 800	1 863 792
	282	Waste And Scrap Metal Of Iron Or Steel	-	-	6 038 660	1 159 422
	292	Crude Vegetable Materials,n.e.s	24 000	12 800	-	-
	421	Fixed Vegetable Fats And Oils Soft,crude,refined Or Fractioned	103 680	77 760	-	-
	422	Fixed Vegetable Fats And Oils Solid,crude,refined/fractioned	45 409 573	27 607 528	-	-
	431	Animal And Vegetable Oil And Fat Processed And Wax Of Animal/veg.	2 410 904	1 793 795	-	-
	512	Alcohols,phenols,phenol-alcohols And Their Halogenated	20 000	15 928	-	-
	562	Fertilizers,manufactured	-	-	137 815 753	24 953 742
	625	Rubber Tyre,tyre Cases,tyre Treads,inner Tubes And Tyre Flaps	-	-	2 508	7 617
	634	Veneers,plywood,improved Or Reconstituted Wood,worked,n.e.s	22 048	24 277	-	-
	635	Wood Manufactures,n.e.s	18 834	11 986	-	-
	673	Flat Rolled Products Not Clad	-	-	7 358 920	1 097 628
	684	Alumunium	-	-	8 944	1 511
	728	Other Machine And Equipment Specialized For Particular Industry	76 440	60 526	-	-
	821	Furniture And Parts Thereof	19 966	62 211	-	-
	848	Articles Of Apparel And Clothing Accessories Of Oth. Than Tex. Fab.	248 696	590 364	-	-
	884	Optical Goods,n.e.s	46	6 989	-	-
	899	Other Miscellaneous Manufactured Articles,n.e.s	197	502	-	-
		Subtotal	55 510 061	35 339 037	152 279 585	29 083 712
		Total	7 512 889 051	4 239 409 512	3 221 857 047	953 359 556

Tabel 24. Ekspor Sumatera Utara menurut Komoditi SITC dan Propinsi Asal, 2004
 Table 24. Export of Sumatera Utara by SITC Commodity and Province Come, 2004

Komoditi/Commodity			Ekspor/Export	
SITC	Propinsi/Province		Berat Bersih Net Weight (Kg)	Nilai FOB FOB Value (US\$)
(1)	(2)	(3)	(4)	(5)
001	Live Animals Other Than Fish			
	Sumatera Utara		206 864	177 880
	Subtotal		206 864	177 880
011	Meat Of Bovine Animals Fresh, Chilled Or Frozen			
	Subtotal		-	-
012	Other Meat,other Edible Meat Offal,fresh,chilled Or Frozen			
	Sumatera Utara		1 045 854	3 622 570
	Subtotal		1 045 854	3 622 570
016	Meat And Edible Meat Offal, Salted, Dried; Edible Flour Of Meat			
	Sumatera Utara		24 720	65 936
	Subtotal		24 720	65 936
017	Meat And Edible Meat Offal, Prepared Or Preserved, N.e.s.			
	Sumatera Utara		502 914	285 464
	Subtotal		502 914	285 464
022	Milk And Cream And Milk Products Other Than Butter Or Cheese			
	Sumatera Utara		4 969	15 131
	Dki Jakarta		58 635	17 430
	Subtotal		63 604	32 561
024	Cheese And Curd			
	Subtotal		-	-
025	Eggs,birds And Egg Yolks Fresh,dried Or Otherwise Preserved			
	Subtotal		-	-
034	Fish,fresh,chilled Or Frozen			
	Sumatera Utara		25 026 726	30 534 088
	Sumatera Barat		12 586	10 226
	Riau		21 373	7 053
	Sumatera Selatan		6 900	8 656
	Lampung		2 552	1 684
	Dki Jakarta		10 964	47 132
	Jawa Barat		25 693	20 506
	Jawa Tengah		25 500	16 250
	Jawa Timur		54 000	15 552
	Sulawesi Selatan		11 600	24 400
	Subtotal		25 197 894	30 685 547
035	Fish,dried Salted Or In Brine;smoked Fish			
	Sumatera Utara		1 246 249	1 376 751
	Jawa Timur		1 270	114 300
	Subtotal		1 247 519	1 491 051

Tabel 24. Lanjutan
Table 24. Continued

SITC	Komoditi/Commodity Propinsi/Province	Ekspor/Export		
		Berat Bersih Net Weight (Kg)	Nilai FOB FOB Value (US\$)	
(1)	(2)	(3)	(4)	(5)
036	Crustaceans Moluscs And Aquatic Invertebrates			
	Sumatera Utara		27 205 035	131 001 733
	Sumatera Barat		2 654	2 345
	Riau		176	53
	Jambi		30 240	33 644
	Lampung		49 246	304 537
	Jawa Barat		3 488	1 680
	Jawa Tengah		16 589	295 294
	Jawa Timur		14 696	132 910
	Bali		476	249
	Sulawesi Selatan		30 653	195 612
			77 937	209 062
	Subtotal		27 431 190	132 177 119
037	Fish,crustaceans,moluscs And Oth Aquatic Invert,prep Or Preserve			
	Sumatera Utara		2 571 043	11 866 284
	Sulawesi Utara		16 625	24 874
	Subtotal		2 587 668	11 891 158
041	Wheat And Meslin,unmilled			
	Sumatera Utara		21 826	11 460
	Subtotal		21 826	11 460
042	Rice			
	Sumatera Utara		105 401	38 747
	Kalimantan Barat		14 000	3 611
	Subtotal		119 401	42 358
044	Maize,unmilled			
	Sumatera Utara		2 900 113	346 274
	Subtotal		2 900 113	346 274
045	Cereals,unmilled			
	Sumatera Utara		54 073	47 076
	Subtotal		54 073	47 076
046	Meal And Flour Of Wheat And Flour Of Meslin			
	Sumatera Utara		246 700	95 534
	Subtotal		246 700	95 534
047	Other Cereal Meals And Flours			
	Subtotal		-	-
048	Cereal Preparations And Preparations Of Flours/starch Of Fruit			
	Sumatera Utara		257 180	273 308
	Subtotal		257 180	273 308
054	Vegetables,fresh Chilled,frozen Or Simply Preserved			
	Sumatera Utara		60 600 025	16 011 969
	Sumatera Barat		11 600	3 053
	Riau		15 016	4 474

Tabel 24. Lanjutan
Table 24. Continued

SITC	Komoditi/Commodity		Ekspor/Export		
	(1)	(2)	(3)	(4)	(5)
		Propinsi/Province	Berat Bersih Net Weight (Kg)	Nilai FOB FOB Value (US\$)	
		Jawa Barat	49 205	12 678	
		Bali	5 332	2 783	
		Subtotal	60 681 178	16 034 957	
056		Vegetables, roots And Tubers, prepared Or Preserved N.e.s			
		Sumatera Utara	10 317 292	2 614 235	
		Subtotal	10 317 292	2 614 235	
057		Fruit And Nut, fresh Or Dried			
		Nangroe Aceh Darussalam	190 200	67 501	
		Sumatera Utara	114 543 609	44 130 194	
		Sumatera Barat	4 454 027	1 730 012	
		Riau	741 810	477 015	
		Dki Jakarta	108 368	12 097	
		Jawa Barat	2 072	93	
		Bali	581	756	
		Subtotal	120 040 667	46 417 668	
058		Fruit, preserved And Fruit Preparations			
		Sumatera Utara	789 429	459 294	
		Riau	667 988	265 356	
		Lampung	74 126	33 990	
		Subtotal	1 531 543	758 640	
059		Fruit Juices And Vegetable Juice			
		Sumatera Utara	882 589	755 932	
		Riau	56 695	64 311	
		Bali	1 815	947	
		Subtotal	941 099	821 190	
061		Sugar, molasses And Honey			
		Sumatera Utara	10 183 189	502 908	
		Jawa Barat	17	8	
		Jawa Timur	17 502	6 286	
		Subtotal	10 200 708	509 202	
062		Sugar Confectionery			
		Sumatera Utara	3 130 034	9 280 237	
		Subtotal	3 130 034	9 280 237	
071		Coffee And Coffee Substitutes			
		Nangroe Aceh Darussalam	5 564 687	11 623 343	
		Sumatera Utara	43 994 335	83 681 891	
		Sumatera Barat	1 785 926	1 063 145	
		Riau	100 800	121 947	
		Lampung	1 637 619	2 415 258	
		Jawa Barat	5 100	28 090	
		Jawa Timur	140 385	145 952	
		Sulawesi Selatan	16 500	27 225	

Tabel 24. Lanjutan
Table 24. Continued

SITC	Komoditi/ <i>Commodity</i>	Propinsi/ <i>Province</i>	Ekspor/ <i>Export</i>	
			Berat Bersih <i>Net Weight</i> (Kg)	Nilai FOB <i>FOB Value</i> (US\$)
(1)	(2)	(3)	(4)	(5)
	Subtotal		53 245 352	99 106 851
072	Cocoa			
	Nangroe Aceh Darussalam		314 750	450 515
	Sumatera Utara		31 692 846	43 807 968
	Sumatera Barat		478 500	446 910
	Lampung		60 000	91 810
	Sulawesi Tengah		6 000 000	8 505 000
	Sulawesi Selatan		727 200	906 051
	Subtotal		39 273 296	54 208 254
073	Chocolate And Other Food Preparations Containing Cocoa N.e.s			
	Sumatera Utara		533 051	1 994 860
	Subtotal		533 051	1 994 860
074	Tea And Mate			
	Sumatera Utara		11 528 601	10 255 295
	Sumatera Barat		4 859 902	4 572 426
	Dki Jakarta		4 680	3 671
	Jawa Barat		27 995	24 935
	Subtotal		16 421 178	14 856 327
075	Spices			
	Sumatera Utara		12 855 179	7 329 296
	Sumatera Barat		25 420 324	13 806 105
	Riau		8 436	7 675
	Sumatera Selatan		17 000	9 265
	Lampung		568	375
	Bangka Belitung		30 000	73 190
	Jawa Barat		7 541	1 229
	Jawa Tengah		17 000	9 265
	Jawa Timur		12 000	22 800
	Bali		6 321	3 299
	Subtotal		38 374 369	21 262 499
081	Feeding Stuff For Animals			
	Nangroe Aceh Darussalam		25 000 000	525 000
	Sumatera Utara		853 200 344	54 229 108
	Riau		6 000 000	357 230
	Jawa Barat		7 123	1 289
	Subtotal		884 207 467	55 112 627
091	Margarine And Shortening			
	Sumatera Utara		104 548 370	56 280 656
	Sumatera Barat		19 335	13 083
	Riau		220 000	116 600
	Kalimantan Barat		15 680	7 056
	Subtotal		104 803 385	56 417 395

Tabel 24. Lanjutan
Table 24. Continued

SITC	Komoditi/ <i>Commodity</i> Propinsi/ <i>Province</i>	Ekspor/ <i>Export</i>		
		Berat Bersih <i>Net Weight</i> (Kg)	Nilai FOB <i>FOB Value</i> (US\$)	
(1)	(2)	(3)	(4)	(5)
098	Edible Product And Preparations			
	Sumatera Utara		999 276	1 158 234
	Sumatera Barat		400	48 000
	Bali		2 450	1 279
	Subtotal		1 002 126	1 207 513
111	Non-alcoholic Beverages,n.e.s			
	Sumatera Utara		52 185	32 404
	Jawa Barat		15 640	3 299
	Subtotal		67 825	35 703
112	Alcoholic Beverages			
	Jawa Barat		17 127	6 391
	Subtotal		17 127	6 391
121	Tobacco,unmanufactured;tobacco Refuse			
	Nangroe Aceh Darussalam		342	2 000
	Sumatera Utara		511 646	1 241 755
	Sumatera Barat		107 692	191 619
	Jawa Timur		45 000	102 510
	Subtotal		664 680	1 537 884
122	Tobacco,manufactured			
	Sumatera Utara		19 450 935	61 855 206
	Jawa Tengah		24 753	147 443
	Jawa Timur		1 154	4 421
	Subtotal		19 476 842	62 007 070
211	Hides And Skins,raw			
	Sumatera Utara		13 557	70 314
	Subtotal		13 557	70 314
222	Oil Seeds Use For Extraction Of Soft Fixed Vegetable Oils			
	Sumatera Utara		252 925	69 203
	Subtotal		252 925	69 203
223	Oil Seeds Use For Extraction Of Other Fixed Vegetable Oils			
	Sumatera Utara		4 545 359	1 208 096
	Riau		3 619	3 303
	Subtotal		4 548 978	1 211 399
231	Natural Rubber Latex;natural Rubber And Similar Natural Gums			
	Nangroe Aceh Darussalam		254 520	338 007
	Sumatera Utara		545 641 740	640 417 087
	Sumatera Barat		812 700	928 363
	Riau		93 154 565	106 403 362
	Jambi		4 101 468	4 382 474
	Sumatera Selatan		161 280	176 141
	Bengkulu		20 160	27 619
	Jawa Barat		214 001	137 404

Tabel 24. Lanjutan
Table 24. Continued

SITC	Komoditi/Commodity		Ekspor/Export	
		Propinsi/Province	Berat Bersih Net Weight (Kg)	Nilai FOB FOB Value (US\$)
(1)	(2)	(3)	(4)	(5)
		Kalimantan Tengah	1 108 800	1 356 636
		Subtotal	645 469 234	754 167 093
232		Synthetic Rubber Latex;synthetic Rubber And Reclaimed Rubber		
		Sumatera Utara	447 409	286 524
		Sumatera Barat	4 751	1 583
		Riau	25 780	5 718
		Subtotal	477 940	293 825
244		Cork,natural,raw And Waste		
		Sumatera Utara	15 525	40 605
		Subtotal	15 525	40 605
245		Fuel Wood And Wood Charcoal		
		Sumatera Utara	24 698 234	3 889 911
		Riau	1 887 508	510 134
		Dki Jakarta	95 000	12 500
		Subtotal	26 680 742	4 412 545
246		Wood In Chips Or Particles And Waste		
		Sumatera Utara	848 940	381 700
		Riau	26 160	4 418
		Jambi	293 580	332 545
		Subtotal	1 168 680	718 663
247		Wood In The Rough Or Roughly Squared		
		Sumatera Utara	38 795	29 130
		Subtotal	38 795	29 130
248		Wood, simply Worked And Railway Sleeper Of Wood		
		Sumatera Utara	53 239 298	34 442 613
		Sumatera Barat	129 405	56 763
		Riau	16 186 872	6 272 961
		Jambi	235 474	68 377
		Jawa Timur	57 630	43 499
		Kalimantan Tengah	727 106	200 754
		Kalimantan Timur	484 699	191 377
		Sulawesi Selatan	65 224	66 463
		Subtotal	71 125 708	41 342 807
251		Pulp And Waste Paper		
		Sumatera Utara	164 699 384	62 608 615
		Sumatera Barat	799 275	311 308
		Lampung	200 654	88 972
		Jawa Barat	408 048	170 092
		Subtotal	166 107 361	63 178 987
263		Cotton		
		Jawa Barat	13 876	6 105
		Jawa Timur	6 270	46 039

Tabel
Table 24. Lanjutan
Continued

SITC	Komoditi/ <i>Commodity</i>	Propinsi/ <i>Province</i>	Ekspor/ <i>Export</i>	
			Berat Bersih <i>Net Weight</i> (Kg)	Nilai FOB <i>FOB Value</i> (US\$)
(1)	(2)	(3)	(4)	(5)
	Subtotal		20 146	52 144
264	Jute And Other Textile Bast Fibres, Nes			
	Sumatera Utara		51 079	134 024
	Subtotal		51 079	134 024
266	Synthetic Fibres Suitable For Spinning			
	Sumatera Utara		179	145
	Subtotal		179	145
269	Old Clothing And Other Old Textile Articles;rags			
	Sumatera Utara		62 668	124 146
	Riau		5 500	52 162
	Subtotal		68 168	176 308
272	Fertilizers,crude			
	Sumatera Utara		464 360	61 118
	Subtotal		464 360	61 118
273	Stone,sand And Gravel			
	Riau		2 960	5 550
	Subtotal		2 960	5 550
274	Sulphur & Unroasted Iron Pyrites			
	Subtotal		-	-
277	Natural Abrasives,n.e.s			
	Subtotal		-	-
278	Other Crude Minerals			
	Sumatera Utara		2 965 500	339 346
	Riau		299 949	22 348
	Bangka Belitung		1 500 000	90 000
	Jawa Barat		62 000	6 140
	Subtotal		4 827 449	457 834
282	Waste And Scrap Metal Of Iron Or Steel			
	Sumatera Utara		658 991	711 121
	Subtotal		658 991	711 121
283	Copper Ores And Concentrates			
	Nusa Tenggara Barat		21 980 668	20 932 992
	Subtotal		19 699 802	21 069 479
	Subtotal		41 680 470	42 002 471
284	Nickel Ores And Concentrates			
	Subtotal		-	-
285	Aluminium Ores And Concentrates			
	Subtotal		-	-
287	Ores And Concentrates Of Base Metals,n.e.s			
	Subtotal		-	-
288	Non-ferrous Base Metal Waste And Scrap, N.e.s.			
	Sumatera Utara		1 735 463	2 575 758

Tabel 24. Lanjutan
Table 24. Continued

SITC	Komoditi/ <i>Commodity</i>	Propinsi/ <i>Province</i>	Ekspor/ <i>Export</i>	
			Berat Bersih <i>Net Weight</i> (Kg)	Nilai FOB <i>FOB Value</i> (US\$)
(1)	(2)	(3)	(4)	(5)
		Jawa Barat	21 856	22 532
		Jawa Timur	24 500	47 025
		Subtotal	1 781 819	2 645 315
291	Crude Animal Materials,n.e.s			
		Sumatera Utara	84 247	202 555
		Subtotal	84 247	202 555
292	Crude Vegetable Materials,n.e.s			
		Nangroe Aceh Darussalam	4 800	53 323
		Sumatera Utara	25 007 501	10 778 336
		Sumatera Barat	4 767 405	4 405 181
		Dki Jakarta	18 000	21 654
		Jawa Barat	614	2 645
		Jawa Tengah	50 000	33 334
		Jawa Timur	70 000	38 500
		Kalimantan Tengah	139 259	122 547
		Sulawesi Selatan	48 000	9 600
		Subtotal	30 105 579	15 465 120
321	Coal,pulverized Or Not			
		Kalimantan Timur	62 802 000	1 469 566
		Subtotal	62 802 000	1 469 566
325	Coke And Semi Coke Of Coal,of Lignite,or Of Peat			
		Subtotal	-	-
334	Petroleum Products,refined			
		Sumatera Utara	358	1 084
		Subtotal	358	1 084
335	Residual Petroleum Products,nes And Related Materials			
		Sumatera Utara	102	234
		Riau	38 888	2 505
		Subtotal	38 990	2 739
411	Animal Oils And Fats			
		Sumatera Utara	719 008	387 453
		Subtotal	719 008	387 453
421	Fixed Vegetable Fats And Oils Soft,crude,refined Or Fractioned			
		Sumatera Utara	2 967 880	1 140 037
		Subtotal	2 967 880	1 140 037
422	Fixed Vegetable Fats And Oils Solid,crude,refined/fractioned			
		Sumatera Utara	3 680 620 473	1 579 018 016
		Sumatera Barat	2 199 999	1 115 850
		Riau	22 220 000	8 645 768
		Jambi	1 400 000	784 000
		Bengkulu	2 000 000	903 000
		Bangka Belitung	999 000	633 605

Tabel
Table 24. Lanjutan
Continued

SITC	Komoditi/Commodity		Ekspor/Export	
	(1)	(2) Propinsi/Province	(3)	(4) Berat Bersih Net Weight (Kg)
		Subtotal	3 709 439 472	1 591 100 239
431		Animal And Vegetable Oil And Fat Processed And Wax Of Animal/veg.		
		Sumatera Utara	277 136 755	126 870 028
		Sumatera Barat	42 000	26 040
		Riau	2 385 400	683 520
		Bengkulu	250 000	147 500
		Subtotal	279 814 155	127 727 088
511		Hydrocarbon,n.e.s And Their Halogenated,nitrated Derivatives		
		Subtotal	-	-
512		Alcohols,phenols,phenol-alcohols And Their Halogenated		
		Sumatera Utara	38 239 878	34 445 533
		Sumatera Barat	20 000	16 800
		Riau	19 000	18 153
		Jawa Timur	123 200	38 583
		Subtotal	38 402 078	34 519 069
513		Carboxylic Acids,and Their Anhydrides,halides,peroxides		
		Nangroe Aceh Darussalam	50 000	34 500
		Sumatera Utara	43 141 473	27 278 401
		Sumatera Barat	85 000	41 196
		Subtotal	43 276 473	27 354 097
514		Nitrogen-function Compounds		
		Sumatera Utara	7 054 116	5 792 845
		Subtotal	7 054 116	5 792 845
515		Organo-inorganic And Heterocyclic Compounds		
		Sumatera Utara	74 570	69 067
		Jawa Timur	44 000	248 062
		Subtotal	118 570	317 129
516		Other Organic Chemicals		
		Sumatera Utara	13 175	34 543
		Subtotal	13 175	34 543
522		Inorganic Chemical Elements,oxides And Halogen Salts		
		Sumatera Utara	32 295	28 223
		Subtotal	32 295	28 223
523		Metallic Salts And Peroxysalts		
		Subtotal	-	-
524		Other Inorganic Chemicals;chemical Compound Of Precious Metals		
		Subtotal	-	-
525		Radio-active And Associated Material		
		Sumatera Utara	371	3 615
		Subtotal	371	3 615
531		Synthetic Org.colouring Matter		
		Sumatera Utara	1 239	3 639

Tabel 24. Lanjutan
Table 24. Continued

Komoditi/Commodity		Ekspor/Export	
SITC	Propinsi/Province	Berat Bersih Net Weight (Kg)	Nilai FOB FOB Value (US\$)
(1)	(2)	(3)	(4)
	Subtotal	1 239	3 639
532	Dyeing And Tanning Extracts, and Synthetic Tanning Materials		
	Sumatera Utara	3 375 810	5 015 264
	Sumatera Barat	917 071	1 423 957
	Riau	10 000	11 634
	Banten	14 400	6 964
	Subtotal	4 317 281	6 457 819
533	Pigments, paints, varnishes And Related Materials		
	Sumatera Utara	106 650	84 721
	Jawa Timur	1 553	364
	Subtotal	108 203	85 085
541	Medicinal & Pharmaceutical Prod.		
	Sumatera Utara	40 112	23 454
	Jawa Barat	560	72 538
	Subtotal	40 672	95 992
542	Medicaments Incl. veterinari Med.		
	Sumatera Utara	12 181	25 410
	Jawa Timur	437	19 337
	Subtotal	12 618	44 747
551	Essential Oils, perfume And Flavour Materials		
	Nangroe Aceh Darussalam	4 000	12 800
	Sumatera Utara	2 446 327	33 504 564
	Sumatera Barat	13 270	422 782
	Subtotal	2 463 597	33 940 146
553	Perfumery, cosmetics And Toilet Preparations		
	Sumatera Utara	2 581 804	1 910 190
	Dki Jakarta	1 200	2 100
	Bali	1 151	593
	Subtotal	2 584 155	1 912 883
554	Soap, cleansing And Polishing Preparation		
	Sumatera Utara	134 972 578	41 079 118
	Dki Jakarta	21 600	14 625
	Jawa Barat	9 600	10 475
	Jawa Timur	81 147	73 986
	Subtotal	135 084 925	41 178 204
562	Fertilizers, manufactured		
	Nangroe Aceh Darussalam	10 000 000	1 718 500
	Sumatera Utara	206 500	22 103
	Subtotal	10 206 500	1 740 603
571	Polymers Of Ethylene, primary Forms		
	Sumatera Utara	25 411	14 670
	Subtotal	25 411	14 670

Tabel 24. Lanjutan
Table 24. Continued

SITC	Komoditi/Commodity		Ekspor/Export	
		Propinsi/Province	Berat Bersih Net Weight (Kg)	Nilai FOB FOB Value (US\$)
(1)	(2)	(3)	(4)	(5)
572	Polimers Of Styrene,primary Form			
	Sumatera Utara		28 162	9 811
	Subtotal		28 162	9 811
573	Polimers Of Vinyl Chloride,prmry			
	Sumatera Utara		982	2 356
	Subtotal		982	2 356
574	Poliacetals,polycarbon,primary			
	Sumatera Utara		24 331	15 937
	Riau		11 777	14 118
	Jawa Timur		38 000	27 550
	Subtotal		74 108	57 605
575	Other Plastics In Primary Forms			
	Nangroe Aceh Darussalam		700	179 438
	Sumatera Utara		3 335 809	1 375 198
	Dki Jakarta		40 800	14 628
	Subtotal		3 377 309	1 569 264
579	Waste And Scrap Of Plastics			
	Sumatera Utara		296 335	62 705
	Subtotal		296 335	62 705
581	Tubes,pipes And Hoses Of Plastic			
	Sumatera Utara		75 966	32 145
	Dki Jakarta		948	5 930
	Subtotal		76 914	38 075
582	Plates,sheets,film Of Plastics			
	Sumatera Utara		14 567	5 265
	Dki Jakarta		1	54
	Jawa Timur		31 505	38 193
	Subtotal		46 073	43 512
583	Monofilament,rods,of Plastics			
	Subtotal		-	-
591	Disinfectants,insecticides,fungicides,etc Put In Forms			
	Sumatera Utara		1 629 658	10 842 440
	Subtotal		1 629 658	10 842 440
592	Starches,inulin And Wheat Gluten Albuminoidal Substances;glues			
	Sumatera Utara		5 707 987	1 792 781
	Subtotal		5 707 987	1 792 781
593	Explosives And Pyrotechnic Products			
	Subtotal		-	-
597	Additive For Mineral Oils			
	Sumatera Utara		5 297	15 006
	Subtotal		5 297	15 006
598	Miscellaneous Chemical Products,n.e.s			

Tabel 24. Lanjutan
Table Continued

Komoditi/Commodity			Ekspor/Export	
SITC	Propinsi/Province		Berat Bersih Net Weight (Kg)	Nilai FOB FOB Value (US\$)
(1)	(2)	(3)	(4)	(5)
	Sumatera Utara		5 195 663	3 668 415
	Riau		54	4
	Jawa Barat		40 000	15 169
	Subtotal		5 235 717	3 683 588
611	Leather			
	Sumatera Utara		97 432	3 421 578
	Jawa Tengah		115	9 370
	Subtotal		97 547	3 430 948
612	Manufactures Of Leather Or Composition Leather N.e.s			
	Sumatera Utara		497	25 565
	Subtotal		497	25 565
621	Materials Of Rubber			
	Sumatera Utara		1 798 201	3 177 362
	Riau		89 567	39 303
	Subtotal		1 887 768	3 216 665
625	Rubber Tyre,tyre Cases,tyre Treads,inner Tubes And Tyre Flaps			
	Sumatera Utara		10 842 284	19 846 419
	Sumatera Barat		49 234	27 325
	Riau		97 020	116 035
	Jawa Timur		393	92
	Subtotal		10 988 931	19 989 871
629	Articles Of Rubber,n.e.s			
	Sumatera Utara		2 638 352	2 083 497
	Subtotal		2 638 352	2 083 497
633	Cork Manufactures			
	Sumatera Utara		2 521	600
	Subtotal		2 521	600
634	Veneers,plywood,improved Or Reconstituted Wood,worked,n.e.s			
	Sumatera Utara		233 366 654	133 908 762
	Sumatera Barat		913 305	746 320
	Riau		7 549 249	4 834 769
	Jambi		42 134	30 492
	Jawa Barat		21 095	21 240
	Jawa Timur		186 026	97 420
	Maluku		748 479	346 642
			258 000	100 337
	Subtotal		243 084 942	140 085 982
635	Wood Manufactures,n.e.s			
	Sumatera Utara		166 687 370	114 787 627
	Sumatera Barat		22 000	9 433
	Riau		232 832	76 954
	Jambi		51 273	25 101

Tabel
Table 24. Lanjutan
Continued

SITC	Komoditi/ <i>Commodity</i>	Propinsi/ <i>Province</i>	Ekspor/ <i>Export</i>	
			Berat Bersih <i>Net Weight</i> (Kg)	Nilai FOB <i>FOB Value</i> (US\$)
(1)	(2)	(3)	(4)	(5)
		Bengkulu	47 562	17 301
		Bangka Belitung	22 896	20 540
		Dki Jakarta	181 489	167 943
		Jawa Barat	43 003	49 560
		Jawa Tengah	175	349
		Jawa Timur	406 245	555 697
		Bali	7 745	6 386
		Kalimantan Barat	11 178	30 224
		Sulawesi Tengah	20 298	14 762
		Sulawesi Selatan	51 120	57 832
		Subtotal	167 785 186	115 819 709
641	Paper And Paperboard			
		Nangroe Aceh Darussalam	528 039	122 577
		Sumatera Utara	3 909 348	5 193 215
		Riau	1 100 439	669 595
		Dki Jakarta	23 779	21 718
		Jawa Timur	306 468	155 453
		Subtotal	5 868 073	6 162 558
642	Paper And Paperboard Cut To Size Or Shape And Articles Of Paper			
		Sumatera Utara	382 326	200 992
		Jawa Timur	255 722	315 251
		Bali	75	161
		Subtotal	638 123	516 404
651	Tetile Yarn			
		Sumatera Utara	11 367	15 882
		Jawa Barat	68 583	181 850
		Subtotal	79 950	197 732
652	Cotton Fabrics,woven			
		Sumatera Utara	38 753	43 953
		Dki Jakarta	252	1 562
		Subtotal	39 005	45 515
653	Fabrics,woven,of Man-made Fibres			
		Sumatera Utara	7 786	8 579
		Dki Jakarta	261	1 419
		Jawa Barat	8 725	37 328
		Banten	8 529	43 909
		Subtotal	25 301	91 235
654	Textile Fabrics,woven,other Than Of Cotton Or Man-made Fibres			
		Sumatera Utara	2 971	4 274
		Subtotal	2 971	4 274
655	Knitted Or Crocheted Fabrics			
		Sumatera Utara	170	3 653

Tabel
Table 24. Lanjutan
Continued

SITC	Komoditi/Commodity		Ekspor/Export	
		Propinsi/Province	Berat Bersih Net Weight (Kg)	Nilai FOB FOB Value (US\$)
(1)	(2)	(3)	(4)	(5)
		Dki Jakarta	21	599
		Subtotal	191	4 252
656		Tulle,lace,embroidery,ribbons,trimmings And Other Small Wares		
		Sumatera Utara	76 537	57 121
		Subtotal	76 537	57 121
657		Special Yarns,textile Fabrics		
		Sumatera Utara	655 494	1 383 943
		Jawa Barat	11 024	22 034
		Bali	317	2 196
		Subtotal	666 835	1 408 173
658		Made-up Articles,wholly Or Chiefly Of Textile Materials N.e.s		
		Sumatera Utara	2 188 462	1 448 870
		Riau	21 600	54 450
		Jawa Timur	30 174	23 444
		Bali	13 765	13 575
		Subtotal	2 254 001	1 540 339
659		Floor Coverings,etc		
		Sumatera Utara	4 926	8 953
		Dki Jakarta	23 500	5 656
		Bali	2	50
		Subtotal	28 428	14 659
661		Lime,cement And Fabricated Construction Materials		
		Sumatera Utara	46 898	7 172
		Sulawesi Selatan	192 957	72 703
		Subtotal	239 855	79 875
662		Clay Construction Materials And Refractory Construction Materials		
		Sumatera Utara	5 875 620	2 050 957
		Riau	317	1 208
		Jawa Barat	36 294	92 930
		Subtotal	5 912 231	2 145 095
663		Mineral Manufactures,n.e.s		
		Sumatera Utara	490 859	944 583
		Riau	4 097 288	102 679
		Jawa Barat	10 638	1 581
		Bali	833	1 789
		Subtotal	4 599 618	1 050 632
664		Glass		
		Sumatera Utara	22 833 796	5 516 764
		Sumatera Barat	41 992	8 381
		Dki Jakarta	77 044	19 058
		Jawa Barat	41 400	59 600
		Jawa Timur	25 253	14 551

Tabel 24. Lanjutan
Table 24. Continued

SITC	Komoditi/ <i>Commodity</i> Propinsi/ <i>Province</i>	Ekspor/ <i>Export</i>	
		Berat Bersih <i>Net Weight</i> (Kg)	Nilai FOB <i>FOB Value</i> (US\$)
(1)	(2)	(3)	(5)
	Subtotal	23 019 485	5 618 354
665	Glassware		
	Sumatera Utara	16 746 149	7 587 498
	Jawa Timur	92	22
	Subtotal	16 746 241	7 587 520
666	Pottery		
	Sumatera Utara	13 380	12 776
	Bali	4 373	5 005
	Subtotal	17 753	17 781
671	Pig Iron,spiegeleisen,sponge Iron,ferro-alloys		
	Sumatera Utara	4 986 420	700 092
	Subtotal	4 986 420	700 092
672	Ingots And Other Primary Forms,of Iron Or Steel		
	Sumatera Utara	145	2 047
	Subtotal	145	2 047
673	Flat Rolled Products Not Clad		
	Subtotal	-	-
674	Flat Rolled Product,clad,plated		
	Subtotal	-	-
675	Flat Rolled Product,alloy Steel		
	Subtotal	-	-
676	Iron And Steel Bar,rods,angels,shaped And Sections		
	Sumatera Utara	3 217 805	1 683 286
	Subtotal	3 217 805	1 683 286
677	Rail And Railway Tract Construction Material Of Iron Or Steel		
	Sumatera Utara	37 693	2 865
	Subtotal	37 693	2 865
678	Wire Of Iron Or Steel		
	Sumatera Utara	22 499	7 182
	Jawa Timur	17 749	62 298
	Subtotal	40 248	69 480
679	Tubes,pipes,hollow Profile,pipe Fitting Of Iron Or Steel		
	Sumatera Utara	6 182 775	2 522 903
	Subtotal	6 182 775	2 522 903
682	Copper		
	Sumatera Utara	535 421	759 821
	Jawa Timur	130 534	383 828
	Subtotal	665 955	1 143 649
683	Nickel		
	Subtotal	-	-
684	Alumunium		
	Sumatera Utara	161 055 534	263 596 623

Tabel 24. Lanjutan
Table 24. Continued

SITC	Komoditi/ <i>Commodity</i>	Propinsi/ <i>Province</i>	Ekspor/ <i>Export</i>	
			Berat Bersih <i>Net Weight</i> (Kg)	Nilai FOB <i>FOB Value</i> (US\$)
(1)	(2)	(3)	(4)	(5)
		Riau	475 081	725 586
		Jawa Barat	5 538	17 346
		Jawa Timur	21 996	56 199
		Subtotal	161 558 149	264 395 754
685	Lead			
		Sumatera Utara	50 030	84 400
		Subtotal	50 030	84 400
686	Zinc			
		Sumatera Utara	1 383	3 508
		Subtotal	1 383	3 508
687	Tin			
		Sumatera Utara	300	11 437
		Sumatera Selatan	400 000	3 804 400
		Subtotal	400 300	3 815 837
689	Miscellaneous Non-ferrous Base Metals Employed In Metallurgy			
		Subtotal	-	-
691	Structures And Parts Of Iron,steel Or Aluminium			
		Sumatera Utara	1 512 517	4 074 495
		Subtotal	1 512 517	4 074 495
692	Metal Containers For Storage And Transport			
		Sumatera Utara	355 023	355 462
		Jambi	7 000	2 100
		Subtotal	362 023	357 562
693	Wire Product And Fencing Grills			
		Sumatera Utara	9 459	24 870
		Subtotal	9 459	24 870
694	Nails,screws,nuts,bolts,rivets In The Like Of Iron,steel/copper			
		Sumatera Utara	411 495	140 505
		Subtotal	411 495	140 505
695	Tools For Use In The Hand Or In Machines			
		Sumatera Utara	18 146	31 004
		Riau	3 113	53 390
		Subtotal	21 259	84 394
696	Cutlery			
		Sumatera Utara	7 101	6 437
		Jawa Timur	793	5 710
		Subtotal	7 894	12 147
697	Household Equipment Of Base Metal,n.e.s			
		Sumatera Utara	261 738	695 186
		Dki Jakarta	81 320	15 156
		Bali	565	711
		Subtotal	343 623	711 053

Tabel 24. Lanjutan
Table 24. Continued

SITC	Komoditi/ <i>Commodity</i> Propinsi/ <i>Province</i>	Ekspor/ <i>Export</i>		
		Berat Bersih <i>Net Weight</i> (Kg)	Nilai FOB <i>FOB Value</i> (US\$)	
(1)	(2)	(3)	(4)	(5)
699	Manufactures Of Base Metal N.e.s			
	Sumatera Utara		175 010	155 125
	Jawa Timur		119	28
	Bali		161	222
	Subtotal		175 290	155 375
711	Steam And Other Vapour Generating Boilers And Parts			
	Sumatera Utara		14 386	20 506
	Subtotal		14 386	20 506
712	Steam Or Oth Gen.boilers & Parts			
	Sumatera Utara		376	319
	Subtotal		376	319
713	Internal Combustion Piston Engines And Parts			
	Sumatera Utara		77 379	686 466
	Subtotal		77 379	686 466
714	Engines And Motors,non-electric,parts N.e.s			
	Sumatera Utara		18	500
	Subtotal		18	500
716	Rotating Electric Plant And Parts Thereof,n.e.s			
	Sumatera Utara		61 521	89 638
	Jawa Barat		25	7 521
	Subtotal		61 546	97 159
718	Other Power Generating Machinery And Parts Thereof,n.e.s			
	Sumatera Utara		1 451	306 400
	Subtotal		1 451	306 400
721	Agricultural Machinery And Parts			
	Sumatera Utara		63 813	76 365
	Subtotal		63 813	76 365
722	Tractors			
	Sumatera Utara		2 985	5 700
	Subtotal		2 985	5 700
723	Civil Engineering And Contractor Plant And Equipment And Parts			
	Sumatera Utara		464 780	1 203 617
	Riau		38 005	433 328
	Subtotal		502 785	1 636 945
724	Textile And Leather Machinery,and Parts Thereof.n.e.s			
	Sumatera Utara		3 516	5 623
	Subtotal		3 516	5 623
725	Paper Mill And Pulp Mill Machinery,paper Cutting Machine			
	Sumatera Utara		6 072	214 178
	Subtotal		6 072	214 178
726	Printing And Bookbinding Machinery And Parts Thereof,n.e.s			
	Sumatera Utara		574	5 358

Tabel 24. Lanjutan
Table 24. Continued

SITC	Komoditi/ <i>Commodity</i>	Propinsi/ <i>Province</i>	Ekspor/ <i>Export</i>	
			Berat Bersih <i>Net Weight</i> (Kg)	Nilai FOB <i>FOB Value</i> (US\$)
(1)	(2)	(3)	(4)	(5)
	Subtotal		574	5 358
727	Food-processing Machines And Parts Thereof,n.e.s			
	Sumatera Utara		14 871	25 617
	Subtotal		14 871	25 617
728	Other Machine And Equipment Specialized For Particular Industry			
	Sumatera Utara		11 042 643	14 943 038
	Subtotal		11 042 643	14 943 038
731	Machine-tools By Removing Metal			
	Sumatera Utara		7 403	21 061
	Subtotal		7 403	21 061
733	Machine-tool For Working Metal			
	Sumatera Utara		48 450	20 107
	Subtotal		48 450	20 107
735	Part,nes For Machine Tools			
	Subtotal		-	-
737	Metal Working Machinery And Part			
	Sumatera Utara		336 239	351 064
	Subtotal		336 239	351 064
741	Heating And Cooling Equipment And Parts Thereof,n.e.s			
	Sumatera Utara		52 422	27 268
	Riau		3 000	359
	Subtotal		55 422	27 627
742	Pumps For Liquid And Parts			
	Sumatera Utara		15 186	69 745
	Subtotal		15 186	69 745
743	Pumps And Compressors;fans & Blowers;centrifuges And Parts			
	Sumatera Utara		114 767	2 002 610
	Subtotal		114 767	2 002 610
744	Mechanical Handling Equipment And Parts Thereof,n.e.s			
	Sumatera Utara		244 786	98 377
	Subtotal		244 786	98 377
745	Other Non-electical Machinery,tools And Mechanical Apparatus			
	Sumatera Utara		21 961	20 971
	Subtotal		21 961	20 971
746	Ball Or Roller Bearing			
	Sumatera Utara		143	1 562
	Subtotal		143	1 562
747	Taps,cocks,valves For Pipes			
	Sumatera Utara		939	12 280
	Jawa Barat		745	6 910
	Kalimantan Timur		85	292
	Subtotal		1 769	19 482

Tabel
Table 24. Lanjutan
Continued

SITC	Komoditi/Commodity		Ekspor/Export	
		Propinsi/Province	Berat Bersih Net Weight (Kg)	Nilai FOB FOB Value (US\$)
(1)	(2)	(3)	(4)	(5)
748	Transmission Shafts And Cranks			
		Sumatera Utara	18 858	49 870
		Subtotal	18 858	49 870
749	Non-electric Parts And Accessories Of Machinery,n.e.s			
		Sumatera Utara	60 245	54 255
		Dki Jakarta	1 052	10 135
		Kalimantan Timur	4 285	14 599
		Subtotal	65 582	78 989
751	Office Machines			
		Sumatera Utara	18 620	35 240
		Riau	1 310	155 304
		Subtotal	19 930	190 544
752	Automatic Data Processing Machines And Units Thereof			
		Sumatera Utara	80 633	147 292
		Riau	68	960
		Dki Jakarta	337	17 992
		Subtotal	81 038	166 244
759	Parts,n.e.s Of And Accessories For Machine Heading 751 Or 752			
		Sumatera Utara	43 710	136 259
		Riau	50 585	248 771
		Subtotal	94 295	385 030
761	Television Receivers			
		Sumatera Utara	1 342	3 055
		Jawa Barat	5 744	26 525
		Subtotal	7 086	29 580
762	Radio Broadcast Receivers			
		Subtotal	-	-
763	Sound Recorders Or Reproducers			
		Sumatera Utara	5 073	37 695
		Subtotal	5 073	37 695
764	Telecommunication Equipment N.e.s And Parts			
		Sumatera Utara	20 705	318 821
		Riau	21 887	192 130
		Dki Jakarta	6 157	84 934
		Subtotal	48 749	595 885
771	Electric Power Machinery & Parts			
		Sumatera Utara	1 178	3 824
		Jawa Barat	3 042	56 361
		Subtotal	4 220	60 185
772	Electrical Apparatus For Making And Breaking Electrical Circuit			
		Sumatera Utara	52 023	94 669
		Riau	133	109 884

Tabel 24. Lanjutan
Table Continued

SITC	Komoditi/Commodity		Ekspor/Export	
		Propinsi/Province	Berat Bersih Net Weight (Kg)	Nilai FOB FOB Value (US\$)
(1)	(2)	(3)	(4)	(5)
		Dki Jakarta	180	11 961
		Subtotal	52 336	216 514
773		Equipment For Distributing Electricity		
		Sumatera Utara	64 604	91 899
		Subtotal	64 604	91 899
774		Electric Apparatus For Medical Purpose & Radiological Apparatus		
		Sumatera Utara	3 366	9 831
		Subtotal	3 366	9 831
775		Household Type,electrical And Non-electrical Equipment,n.e.s		
		Sumatera Utara	445	9 885
		Dki Jakarta	1 928	14 664
		Subtotal	2 373	24 549
776		Thermionic,cold Cathode And Photo-cathode Valves And Tubes		
		Sumatera Utara	15 505	5 480
		Riau	300	18 460
		Jawa Barat	865	9 019
		Subtotal	16 670	32 959
778		Electrical Machinery And Apparatus,n.e.s		
		Sumatera Utara	307 294	753 899
		Dki Jakarta	3 953	10 614
		Jawa Barat	35	58 314
		Jawa Timur	14 427	54 400
		Subtotal	325 709	877 227
781		Passenger Motor Cars		
		Sumatera Utara	1 500	2 500
		Subtotal	1 500	2 500
782		Motor Vehicle For The Transport Of Goods		
		Subtotal	-	-
783		Road Motor Vehicles,n.e.s		
		Subtotal	-	-
784		Parts And Accessories,n.e.s Of The Motor Vehicles		
		Sumatera Utara	41 371	21 465
		Dki Jakarta	56 609	27 060
		Jawa Barat	8 607	53 401
		Jawa Timur	38 221	165 152
		Kalimantan Timur	66	8 189
		Subtotal	144 874	275 267
785		Motorcycles,motor Scooters,and Other Cycles Motorized And Non-mt		
		Nangroe Aceh Darussalam	12 960	39 920
		Sumatera Utara	51 252	68 356
		Dki Jakarta	1	12
		Subtotal	64 213	108 288

Tabel
Table 24. Lanjutan
Continued

SITC	Komoditi/ <i>Commodity</i>	Propinsi/ <i>Province</i>	Ekspor/ <i>Export</i>	
			Berat Bersih <i>Net Weight</i> (Kg)	Nilai FOB <i>FOB Value</i> (US\$)
(1)	(2)	(3)	(4)	(5)
786	Trailer And Other-vehicle,not Motorized			
	Sumatera Utara		273 573	223 277
	Subtotal		273 573	223 277
791	Railway Vehicles And Associated Equipment			
	Sumatera Utara		1 130	3 080
	Subtotal		1 130	3 080
792	Aircraft And Associated Equipment And Parts Thereof,n.e.s			
	Sumatera Utara		245	7 850
	Subtotal		245	7 850
793	Ships,boats And Floating Structures			
	Subtotal		-	-
811	Prefabricated Buildings			
	Subtotal		-	-
812	Sanitary,plumbing,heating And Lighting Fixtures And Fittings			
	Sumatera Utara		108	810
	Subtotal		108	810
813	Lighting Fixtures And Fittings			
	Sumatera Utara		1 143 980	3 200 839
	Jawa Timur		999	234
	Subtotal		1 144 979	3 201 073
821	Furniture And Parts Thereof			
	Sumatera Utara		40 422 341	56 457 975
	Sumatera Barat		9 140	17 765
	Riau		587 336	698 515
	Dki Jakarta		10 473	20 849
	Jawa Barat		32 542	18 111
	Jawa Tengah		23 998	48 565
	Di Yogyakarta		3 632	7 604
	Jawa Timur		50 285	117 833
	Banten		6 218	11 453
	Bali		33 892	34 493
	Sulawesi Selatan		1 809	7 239
	Subtotal		41 181 666	57 440 402
831	Travel Goods			
	Sumatera Utara		15 444	614 399
	Di Yogyakarta		204	4 346
	Bali		42	252
	Subtotal		15 690	618 997
841	Men's Coats,jacket,not Knitted			
	Sumatera Utara		952 833	2 457 852
	Dki Jakarta		2 773	10 383
	Jawa Barat		1 153	50 439

Tabel 24. Lanjutan
Table 24. Continued

Komoditi/Commodity			Ekspor/Export	
SITC	Propinsi/Province		Berat Bersih Net Weight (Kg)	Nilai FOB FOB Value (US\$)
(1)	(2)	(3)	(4)	(5)
	Jawa Tengah		14 425	66 600
	Jawa Timur		4 672	53 094
	Banten		20 508	250 762
	Bali		3 670	2 150
	Subtotal		1 000 034	2 891 280
842	Women's Coats,jacket,not Knitted			
	Sumatera Utara		88 445	240 171
	Dki Jakarta		11 516	53 485
	Jawa Barat		2 177	54 262
	Bali		4 565	106 963
	Subtotal		106 703	454 881
843	Men's Coats,jacket,knitted			
	Sumatera Utara		352 998	1 976 599
	Subtotal		352 998	1 976 599
844	Women's Coats, Jacket, Knitted			
	Sumatera Utara		107 735	1 387 670
	Dki Jakarta		220	3 618
	Jawa Barat		102	3 432
	Bali		16	514
	Subtotal		108 073	1 395 234
845	Articles Of Apparel, Nes			
	Sumatera Utara		506 953	6 837 345
	Dki Jakarta		6 257	53 645
	Jawa Barat		1 753	35 756
	Bali		54	629
	Subtotal		515 017	6 927 375
846	Clothing Accessories Of Textiles Fabrics			
	Sumatera Utara		2 783	2 933
	Jawa Barat		294	3 938
	Bali		185	2 521
	Subtotal		3 262	9 392
848	Articles Of Apparel And Clothing Accessories Of Oth. Than Tex. Fab.			
	Sumatera Utara		32 319 584	78 734 053
	Riau		15 260	45 150
	Lampung		15 921	39 285
	Bali		149	3 045
	Subtotal		32 350 914	78 821 533
851	Footwear			
	Sumatera Utara		301 897	499 468
	Jawa Barat		12 520	266 355
	Jawa Timur		2 376	31 479
	Subtotal		316 793	797 302

Tabel 24. Lanjutan
Table 24. Continued

SITC	Komoditi/Commodity Propinsi/Province	Ekspor/Export		
		Berat Bersih Net Weight (Kg)	Nilai FOB FOB Value (US\$)	
(1)	(2)	(3)	(4)	(5)
872	Medical Instruments And Appliances, Nes			
	Sumatera Utara		30 090	96 239
	Subtotal		30 090	96 239
873	Meters And Counters, Nes			
	Sumatera Utara		147	47
	Subtotal		147	47
874	Measuring, Checking, Analysing And Controlling Instrument And App.			
	Sumatera Utara		7 096	97 556
	Dki Jakarta		265	8 733
	Kalimantan Timur		235	2 816
	Subtotal		7 641	113 105
881	Photographic Apparatus And Equipment, Nes			
	Sumatera Utara		12 346	5 051
	Subtotal		12 346	5 051
882	Photographic And Cinematographic Supplies			
	Sumatera Utara		1 809	2 665
	Subtotal		1 809	2 665
884	Optical Goods,n.e.s			
	Sumatera Utara		330 119	5 701 828
	Subtotal		330 119	5 701 828
885	Watches And Clocks			
	Sumatera Utara		399	182
	Riau		24 499	175 824
	Subtotal		24 898	176 006
891	Arms And Ammunition			
	Subtotal		-	-
892	Printed Matter			
	Sumatera Utara		14 572	42 555
	Dki Jakarta		150	387
	Jawa Timur		20 996	41 452
	Subtotal		35 718	84 394
893	Article,n.e.s Of Plastics			
	Sumatera Utara		13 955 594	14 114 082
	Sumatera Barat		366 886	369 917
	Riau		2 355	4 793
	Lampung		95	63
	Jawa Barat		21 294	6 793
	Jawa Timur		12 082	52 672
	Bali		1 258	1 668
	Subtotal		14 359 564	14 549 988
894	Baby Carriages,toys,games And Sporting Goods			

Tabel 24. Lanjutan
Table 24. Continued

Komoditi/Commodity			Ekspor/Export	
SITC	Propinsi/Province		Berat Bersih Net Weight (Kg)	Nilai FOB FOB Value (US\$)
(1)	(2)	(3)	(4)	(5)
	Sumatera Utara		51 536	164 817
	Dki Jakarta		185	800
	Jawa Timur		38	9
	Subtotal		51 759	165 626
895	Office And Stationery Supplies N.e.s			
	Sumatera Utara		5 388	6 540
	Subtotal		5 388	6 540
896	Works Of Art,collectors Pieces And Antiques			
	Sumatera Utara		50 712	19 552
	Bali		166	107
	Subtotal		50 878	19 659
897	Jewellery,goldsmith And Silversmith Wares And Other Articles			
	Sumatera Utara		21	125
	Bali		34	5 251
	Subtotal		55	5 376
898	Musical Instrument And Parts Andaccessories Thereof			
	Sumatera Utara		1 023	1 098
	Subtotal		1 023	1 098
899	Other Miscellaneous Manufactured Articles,n.e.s			
	Sumatera Utara		1 621 269	2 118 050
	Sumatera Barat		18 818	38 253
	Jawa Barat		10 354	29 612
	Jawa Timur		2 298	538
	Bali		6 104	3 771
	Subtotal		1 658 843	2 190 224
921	Export For Pebt			
	Nangroe Aceh Darussalam		18 000	31 950
	Sumatera Utara		102 051	70 484
	Subtotal		120 051	102 434
	Total		7 512 889 051	4 239 409 512

Tabel 25. Ekspor Sumatera Utara menurut Propinsi Asal Barang dan Komoditi SITC, 2004
 Table 25. *Export of Sumatera Utara by Province Goods and SITC Commodity, 2004*

Provinsi/Province			Ekspor/Export	
SITC	Komoditi/Commodity	Berat Bersih Net Weight (Kg)	Nilai FOB FOB Value (US\$)	
(1)	(2)	(3)	(4)	(5)
Nangroe Aceh Darussalam				
057	Fruit And Nut,fresh Or Dried	190 200	67 501	
071	Coffee And Coffee Substitutes	5 564 687	11 623 343	
072	Cocoa	314 750	450 515	
081	Feeding Stuff For Animals	25 000 000	525 000	
121	Tobacco,unmanufactured;tobacco Refuse	342	2 000	
231	Natural Rubber Latex;natural Rubber And Similar Natural Gums	254 520	338 007	
292	Crude Vegetable Materials,n.e.s	4 800	53 323	
513	Carboxylic Acids,and Their Anhydrides,halides,peroxides	50 000	34 500	
551	Essential Oils,perfume And Flavour Materials	4 000	12 800	
562	Fertilizers,manufactured	10 000 000	1 718 500	
575	Other Plastics In Primary Forms	700	179 438	
641	Paper And Paperboard	528 039	122 577	
785	Motorcycles,motor Scooters,and Other Cycles Motorized And Non-mt	12 960	39 920	
921	Export For Pebt	18 000	31 950	
	Subtotal	41 942 998	15 199 374	
Sumatera Utara				
001	Live Animals Other Than Fish	206 864	177 880	
012	Other Meat,other Edible Meat Offal,fresh,chilled Or Frozen	1 045 854	3 622 570	
016	Meat And Edible Meat Offal, Salted, Dried; Edible Flour Of Meat	24 720	65 936	
017	Meat And Edible Meat Offal, Prepared Or Preserved, N.e.s.	502 914	285 464	
022	Milk And Cream And Milk Products Other Than Butter Or Cheese	4 969	15 131	
034	Fish,fresh,chilled Or Frozen	25 026 726	30 534 088	
035	Fish,dried Salted Or In Brine;smoked Fish	1 246 249	1 376 751	
036	Crustaceans Moluscs And Aquatic Invertebrates	27 205 035	131 001 733	
037	Fish,crustaceans,moluscs And Oth Aquatic Invert,prep Or Preserve	2 571 043	11 866 284	
041	Wheat And Meslin,unmilled	21 826	11 460	
042	Rice	105 401	38 747	
044	Maize,unmilled	2 900 113	346 274	
045	Cereals,unmilled	54 073	47 076	
046	Meal And Flour Of Wheat And Flour Of Meslin	246 700	95 534	
048	Cereal Preparations And Preparations Of Flours/starch Of Fruit	257 180	273 308	
054	Vegetables,fresh Chilled,frozen Or Simply Preserved	60 600 025	16 011 969	
056	Vegetables,roots And Tubers,prepared Or Preserved N.e.s	10 317 292	2 614 235	
057	Fruit And Nut,fresh Or Dried	114 543 609	44 130 194	
058	Fruit,preserved And Fruit Preparations	789 429	459 294	
059	Fruit Juices And Vegetable Juice	882 589	755 932	
061	Sugar,molasses And Honey	10 183 189	502 908	

Tabel 25. Lanjutan
Table Continued

Provinsi/Province			Ekspor/Export	
SITC	Komoditi/Commodity	Berat Bersih Net Weight (Kg)	Nilai FOB FOB Value (US\$)	
(1)	(2)	(3)	(4)	(5)
062	Sugar Confectionery	3 130 034	9 280 237	
071	Coffee And Coffee Substitutes	43 994 335	83 681 891	
072	Cocoa	31 692 846	43 807 968	
073	Chocolate And Other Food Preparations Containing Cocoa N.e.s	533 051	1 994 860	
074	Tea And Mate	11 528 601	10 255 295	
075	Spices	12 855 179	7 329 296	
081	Feeding Stuff For Animals	853 200 344	54 229 108	
091	Margarine And Shortening	104 548 370	56 280 656	
098	Edible Product And Preparations	999 276	1 158 234	
111	Non-alcoholic Beverages,n.e.s	52 185	32 404	
121	Tobacco,unmanufactured;tobacco Refuse	511 646	1 241 755	
122	Tobacco,manufactured	19 450 935	61 855 206	
211	Hides And Skins,raw	13 557	70 314	
222	Oil Seeds Use For Extraction Of Soft Fixed Vegetable Oils	252 925	69 203	
223	Oil Seeds Use For Extraction Of Other Fixed Vegetable Oils	4 545 359	1 208 096	
231	Natural Rubber Latex;natural Rubber And Similar Natural Gums	545 641 740	640 417 087	
232	Synthetic Rubber Latex;synthetic Rubber And Reclaimed Rubber	447 409	286 524	
244	Cork,natural,raw And Waste	15 525	40 605	
245	Fuel Wood And Wood Charcoal	24 698 234	3 889 911	
246	Wood In Chips Or Particles And Waste	848 940	381 700	
247	Wood In The Rough Or Roughly Squared	38 795	29 130	
248	Wood,Simply Worked And Railway Sleeper Of Wood	53 239 298	34 442 613	
251	Pulp And Waste Paper	164 699 384	62 608 615	
264	Jute And Other Textile Bast Fibres, Nes	51 079	134 024	
266	Synthetic Fibres Suitable For Spinning	179	145	
269	Old Clothing And Other Old Textile Articles;rags	62 668	124 146	
272	Fertilizers,crude	464 360	61 118	
278	Other Crude Minerals	2 965 500	339 346	
282	Waste And Scrap Metal Of Iron Or Steel	658 991	711 121	
288	Non-ferrous Base Metal Waste And Scrap, N.e.s.	1 735 463	2 575 758	
291	Crude Animal Materials,n.e.s	84 247	202 555	
292	Crude Vegetable Materials,n.e.s	25 007 501	10 778 336	
334	Petroleum Products,refined	358	1 084	
335	Residual Petroleum Products,nes And Related Materials	102	234	
411	Animal Oils And Fats	719 008	387 453	
421	Fixed Vegetable Fats And Oils Soft,crude,refined Or Fractioned	2 967 880	1 140 037	
422	Fixed Vegetable Fats And Oils Solid,crude,refined/fractioned	3 680 620 473	1 579 018 016	
431	Animal And Vegetable Oil And Fat Processed And Wax Of Animal/veg.	277 136 755	126 870 028	
512	Alcohols,phenols,phenol-alcohols And Their Halogenated	38 239 878	34 445 533	
513	Carboxylic Acids,and Their Anhydrides,halides,peroxides	43 141 473	27 278 401	
514	Nitrogen-function Compounds	7 054 116	5 792 845	
515	Organo-inorganic And Heterocyclic Compounds	74 570	69 067	

Tabel 25. Lanjutan
Table 25. Continued

Provinsi/Province			Ekspor/Export	
SITC	Komoditi/Commodity	Berat Bersih Net Weight (Kg)	Nilai FOB FOB Value (US\$)	
(1)	(2)	(3)	(4)	(5)
516	Other Organic Chemicals	13 175	34 543	
522	Inorganic Chemical Elements,oxides And Halogen Salts	32 295	28 223	
525	Radio-active And Associated Material	371	3 615	
531	Synthetic Org.colouring Matter	1 239	3 639	
532	Dyeing And Tanning Extracts,and Synthetic Tanning Materials	3 375 810	5 015 264	
533	Pigments,paints,varnishes And Related Materials	106 650	84 721	
541	Medicinal & Pharmaceutical Prod.	40 112	23 454	
542	Medicaments Incl.veterinari Med.	12 181	25 410	
551	Essential Oils,perfume And Flavour Materials	2 446 327	33 504 564	
553	Perfumery,cosmetics And Toilet Preparations	2 581 804	1 910 190	
554	Soap,cleansing And Polishing Preparation	134 972 578	41 079 118	
562	Fertilizers,manufactured	206 500	22 103	
571	Polymers Of Ethylene,primary Forms	25 411	14 670	
572	Polimers Of Styrene,primary Form	28 162	9 811	
573	Polimers Of Vinyl Chloride,prmry	982	2 356	
574	Poliacetals,polycarbon,primary	24 331	15 937	
575	Other Plastics In Primary Forms	3 335 809	1 375 198	
579	Waste And Scrap Of Plastics	296 335	62 705	
581	Tubes,pipes And Hoses Of Plastic	75 966	32 145	
582	Plates,sheets,film Of Plastics	14 567	5 265	
591	Disinfectants,insecticides,fungicides,etc Put In Forms	1 629 658	10 842 440	
592	Starches,inulin And Wheat Gluten Albuminoidal Substances;glues	5 707 987	1 792 781	
597	Additive For Mineral Oils	5 297	15 006	
598	Miscellaneous Chemical Products,n.e.s	5 195 663	3 668 415	
611	Leather	97 432	3 421 578	
612	Manufactures Of Leather Or Composition Leather N.e.s	497	25 565	
621	Materials Of Rubber	1 798 201	3 177 362	
625	Rubber Tyre,tyre Cases,tyre Treads,inner Tubes And Tyre Flaps	10 842 284	19 846 419	
629	Articles Of Rubber,n.e.s	2 638 352	2 083 497	
633	Cork Manufactures	2 521	600	
634	Veneers,plywood,improved Or Reconstituted Wood,worked,n.e.s	233 366 654	133 908 762	
635	Wood Manufactures,n.e.s	166 687 370	114 787 627	
641	Paper And Paperboard	3 909 348	5 193 215	
642	Paper And Paperboard Cut To Size Or Shape And Articles Of Paper	382 326	200 992	
651	Tetile Yarn	11 367	15 882	
652	Cotton Fabrics,woven	38 753	43 953	
653	Fabrics,woven,of Man-made Fibres	7 786	8 579	
654	Textile Fabrics,woven,other Than Of Cotton Or Man-made Fibres	2 971	4 274	
655	Knitted Or Crocheted Fabrics	170	3 653	
656	Tulle,lace,embroidery,ribbons,trimmings And Other Small Wares	76 537	57 121	
657	Special Yarns,textile Fabrics	655 494	1 383 943	
658	Made-up Articles,wholly Or Chiefly Of Textile Materials N.e.s	2 188 462	1 448 870	

Tabel 25. Lanjutan
Table 25. Continued

Provinsi/Province			Ekspor/Export	
SITC	Komoditi/Commodity	Berat Bersih Net Weight (Kg)	Nilai FOB FOB Value (US\$)	
(1)	(2)	(3)	(4)	(5)
659	Floor Coverings,etc	4 926	8 953	
661	Lime,cement And Fabricated Construction Materials	46 898	7 172	
662	Clay Construction Materials And Refractory Construction Materials	5 875 620	2 050 957	
663	Mineral Manufactures,n.e.s	490 859	944 583	
664	Glass	22 833 796	5 516 764	
665	Glassware	16 746 149	7 587 498	
666	Pottery	13 380	12 776	
671	Pig Iron,spiegeleisen,sponge Iron,ferro-alloys	4 986 420	700 092	
672	Ingots And Other Primary Forms,of Iron Or Steel	145	2 047	
676	Iron And Steel Bar,rods,angels,shaped And Sections	3 217 805	1 683 286	
677	Rail And Railway Tract Construction Material Of Iron Or Steel	37 693	2 865	
678	Wire Of Iron Or Steel	22 499	7 182	
679	Tubes,pipes,hollow Profile,pipe Fitting Of Iron Or Steel	6 182 775	2 522 903	
682	Copper	535 421	759 821	
684	Alumunium	161 055 534	263 596 623	
685	Lead	50 030	84 400	
686	Zinc	1 383	3 508	
687	Tin	300	11 437	
691	Structures And Parts Of Iron,steel Or Aluminium	1 512 517	4 074 495	
692	Metal Containers For Storage And Transport	355 023	355 462	
693	Wire Product And Fencing Grills	9 459	24 870	
694	Nails,screws,nuts,bolts,rivets In The Like Of Iron,steel/copper	411 495	140 505	
695	Tools For Use In The Hand Or In Machines	18 146	31 004	
696	Cutlery	7 101	6 437	
697	Household Equipment Of Base Metal,n.e.s	261 738	695 186	
699	Manufactures Of Base Metal N.e.s	175 010	155 125	
711	Steam And Other Vapour Generating Boilers And Parts	14 386	20 506	
712	Steam Or Oth Gen.boilers & Parts	376	319	
713	Internal Combustion Piston Engines And Parts	77 379	686 466	
714	Engines And Motors,non-electric,parts N.e.s	18	500	
716	Rotating Electric Plant And Parts Thereof,n.e.s	61 521	89 638	
718	Other Power Generating Machinery And Parts Thereof,n.e.s	1 451	306 400	
721	Agricultural Machinery And Parts	63 813	76 365	
722	Tractors	2 985	5 700	
723	Civil Engineering And Contractor Plant And Equipment And Parts	464 780	1 203 617	
724	Textile And Leather Machinery,and Parts Thereof.n.e.s	3 516	5 623	
725	Paper Mill And Pulp Mill Machinery,paper Cutting Machine	6 072	214 178	
726	Printing And Bookbinding Machinery And Parts Thereof,n.e.s	574	5 358	
727	Food-processing Machines And Parts Thereof,n.e.s	14 871	25 617	
728	Other Machine And Equipment Specialized For Particular Industry	11 042 643	14 943 038	
731	Machine-tools By Removing Metal	7 403	21 061	
733	Machine-tool For Working Metal	48 450	20 107	

Tabel 25. Lanjutan
Table Continued

Provinsi/Province			Ekspor/Export	
SITC	Komoditi/Commodity	Berat Bersih Net Weight (Kg)	Nilai FOB FOB Value (US\$)	
(1)	(2)	(3)	(4)	(5)
737	Metal Working Machinery And Part	336 239	351 064	
741	Heating And Cooling Equipment And Parts Thereof,n.e.s	52 422	27 268	
742	Pumps For Liquid And Parts	15 186	69 745	
743	Pumps And Compressors;fans & Blowers;centrifuges And Parts	114 767	2 002 610	
744	Mechanical Handling Equipment And Parts Thereof,n.e.s	244 786	98 377	
745	Other Non-electical Machinery,tools And Mechanical Apparatus	21 961	20 971	
746	Ball Or Roller Bearing	143	1 562	
747	Taps,cocks,valves For Pipes	939	12 280	
748	Transmission Shafts And Cranks	18 858	49 870	
749	Non-electric Parts And Accessories Of Machinery,n.e.s	60 245	54 255	
751	Office Machines	18 620	35 240	
752	Automatic Data Processing Machines And Units Thereof	80 633	147 292	
759	Parts,n.e.s Of And Accessories For Machine Heading 751 Or 752	43 710	136 259	
761	Television Receivers	1 342	3 055	
763	Sound Recorders Or Reproducers	5 073	37 695	
764	Telecommunication Equipment N.e.s And Parts	20 705	318 821	
771	Electric Power Machinery & Parts	1 178	3 824	
772	Electrical Apparatus For Making And Breaking Electrical Circuit	52 023	94 669	
773	Equipment For Distributing Electricity	64 604	91 899	
774	Electric Apparatus For Medical Purpose & Radiological Apparatus	3 366	9 831	
775	Household Type,electrical And Non-electrical Equipment,n.e.s	445	9 885	
776	Thermionic,cold Cathode And Photo-cathode Valves And Tubes	15 505	5 480	
778	Electrical Machinery And Apparatus,n.e.s	307 294	753 899	
781	Passenger Motor Cars	1 500	2 500	
784	Parts And Accessories,n.e.s Of The Motor Vehicles	41 371	21 465	
785	Motorcycles,motor Scooters,and Other Cycles Motorized And Non-mt	51 252	68 356	
786	Trailer And Other-vehicle,not Motorized	273 573	223 277	
791	Railway Vehicles And Associated Equipment	1 130	3 080	
792	Aircraft And Associated Equipment And Parts Thereof,n.e.s	245	7 850	
812	Sanitary,plumbing,heating And Lighting Fixtures And Fittings	108	810	
813	Lighting Fixtures And Fittings	1 143 980	3 200 839	
821	Furniture And Parts Thereof	40 422 341	56 457 975	
831	Travel Goods	15 444	614 399	
841	Men's Coats,jacket,not Knitted	952 833	2 457 852	
842	Women's Coats,jacket,not Knitted	88 445	240 171	
843	Men's Coats,jacket,knitted	352 998	1 976 599	
844	Women's Coats, Jacket, Knitted	107 735	1 387 670	
845	Articles Of Apparel, Nes	506 953	6 837 345	
846	Clothing Accessories Of Textiles Fabrics	2 783	2 933	
848	Articles Of Apparel And Clothing Accessories Of Oth. Than Tex. Fab.	32 319 584	78 734 053	
851	Footwear	301 897	499 468	
872	Medical Instruments And Appliances, Nes	30 090	96 239	

Tabel 25. Lanjutan
Table Continued

Provinsi/Province			Ekspor/Export	
SITC	Komoditi/Commodity	Berat Bersih Net Weight (Kg)	Nilai FOB FOB Value (US\$)	
(1)	(2)	(3)	(4)	(5)
873	Meters And Counters, Nes	147	47	
874	Measuring, Checking, Analysing And Controlling Instrument And App.	7 096	97 556	
881	Photographic Apparatus And Equipment, Nes	12 346	5 051	
882	Photographic And Cinematographic Supplies	1 809	2 665	
884	Optical Goods,n.e.s	330 119	5 701 828	
885	Watches And Clocks	399	182	
892	Printed Matter	14 572	42 555	
893	Article,n.e.s Of Plastics	13 955 594	14 114 082	
894	Baby Carriages,toys,games And Sporting Goods	51 536	164 817	
895	Office And Stationery Supplies N.e.s	5 388	6 540	
896	Works Of Art,collectors Pieces And Antiques	50 712	19 552	
897	Jewellery,goldsmith And Silversmith Wares And Other Articles	21	125	
898	Musical Instrument And Parts Andaccessories Thereof	1 023	1 098	
899	Other Miscellaneous Manufactured Articles,n.e.s	1 621 269	2 118 050	
921	Export For Pebt	102 051	70 484	
	Subtotal	7 130 404 852	3 982 059 996	
Sumatera Barat				
034	Fish,fresh,chilled Or Frozen	12 586	10 226	
036	Crustaceans Molluscs And Aquatic Invertebrates	2 654	2 345	
054	Vegetables,fresh Chilled,frozen Or Simply Preserved	11 600	3 053	
057	Fruit And Nut,fresh Or Dried	4 454 027	1 730 012	
071	Coffee And Coffee Substitutes	1 785 926	1 063 145	
072	Cocoa	478 500	446 910	
074	Tea And Mate	4 859 902	4 572 426	
075	Spices	25 420 324	13 806 105	
091	Margarine And Shortening	19 335	13 083	
098	Edible Product And Preparations	400	48 000	
121	Tobacco,unmanufactured;tobacco Refuse	107 692	191 619	
231	Natural Rubber Latex;natural Rubber And Similar Natural Gums	812 700	928 363	
232	Synthetic Rubber Latex;synthetic Rubber And Reclaimed Rubber	4 751	1 583	
248	Wood,Simply Worked And Railway Sleeper Of Wood	129 405	56 763	
251	Pulp And Waste Paper	799 275	311 308	
292	Crude Vegetable Materials,n.e.s	4 767 405	4 405 181	
422	Fixed Vegetable Fats And Oils Solid,crude,refined/fractioned	2 199 999	1 115 850	
431	Animal And Vegetable Oil And Fat Processed And Wax Of Animal/veg.	42 000	26 040	
512	Alcohols,phenols,phenol-alcohols And Their Halogenated	20 000	16 800	
513	Carboxylic Acids,and Their Anhydrides,halides,peroxides	85 000	41 196	
532	Dyeing And Tanning Extracts,and Synthetic Tanning Materials	917 071	1 423 957	
551	Essential Oils,perfume And Flavour Materials	13 270	422 782	
625	Rubber Tyre,tyre Cases,tyre Treads,inner Tubes And Tyre Flaps	49 234	27 325	
634	Veneers,plywood,improved Or Reconstituted Wood,worked,n.e.s	913 305	746 320	
635	Wood Manufactures,n.e.s	22 000	9 433	

Tabel 25. Lanjutan
Table Continued

Provinsi/Province			Ekspor/Export	
SITC	Komoditi/Commodity	Berat Bersih Net Weight (Kg)	Nilai FOB FOB Value (US\$)	
(1)	(2)	(3)	(4)	(5)
664	Glass	41 992	8 381	
821	Furniture And Parts Thereof	9 140	17 765	
893	Article,n.e.s Of Plastics	366 886	369 917	
899	Other Miscellaneous Manufactured Articles,n.e.s	18 818	38 253	
	Subtotal	48 365 197	31 854 141	
Riau				
034	Fish,fresh,chilled Or Frozen	21 373	7 053	
036	Crustaceans Molluscs And Aquatic Invertebrates	176	53	
054	Vegetables,fresh Chilled,frozen Or Simply Preserved	15 016	4 474	
057	Fruit And Nut,fresh Or Dried	741 810	477 015	
058	Fruit,preserved And Fruit Preparations	667 988	265 356	
059	Fruit Juices And Vegetable Juice	56 695	64 311	
071	Coffee And Coffee Substitutes	100 800	121 947	
075	Spices	8 436	7 675	
081	Feeding Stuff For Animals	6 000 000	357 230	
091	Margarine And Shortening	220 000	116 600	
223	Oil Seeds Use For Extraction Of Other Fixed Vegetable Oils	3 619	3 303	
231	Natural Rubber Latex;natural Rubber And Similar Natural Gums	93 154 565	106 403 362	
232	Synthetic Rubber Latex;synthetic Rubber And Reclaimed Rubber	25 780	5 718	
245	Fuel Wood And Wood Charcoal	1 887 508	510 134	
246	Wood In Chips Or Particles And Waste	26 160	4 418	
248	Wood,Simply Worked And Railway Sleeper Of Wood	16 186 872	6 272 961	
269	Old Clothing And Other Old Textile Articles;rags	5 500	52 162	
273	Stone,sand And Gravel	2 960	5 550	
278	Other Crude Minerals	299 949	22 348	
335	Residual Petroleum Products,nes And Related Materials	38 888	2 505	
422	Fixed Vegetable Fats And Oils Solid,crude,refined/fractioned	22 220 000	8 645 768	
431	Animal And Vegetable Oil And Fat Processed And Wax Of Animal/veg.	2 385 400	683 520	
512	Alcohols,phenols,phenol-alcohols And Their Halogenated	19 000	18 153	
532	Dyeing And Tanning Extracts,and Synthetic Tanning Materials	10 000	11 634	
574	Poliacetals,polycarbon,primary	11 777	14 118	
598	Miscellaneous Chemical Products,n.e.s	54	4	
621	Materials Of Rubber	89 567	39 303	
625	Rubber Tyre,tyre Cases,tyre Treads,inner Tubes And Tyre Flaps	97 020	116 035	
634	Veneers,plywood,improved Or Reconstituted Wood,worked,n.e.s	7 549 249	4 834 769	
635	Wood Manufactures,n.e.s	232 832	76 954	
641	Paper And Paperboard	1 100 439	669 595	
658	Made-up Articles,wholly Or Chiefly Of Textile Materials N.e.s	21 600	54 450	
662	Clay Construction Materials And Refractory Construction Materials	317	1 208	
663	Mineral Manufactures,n.e.s	4 097 288	102 679	
684	Aluminium	475 081	725 586	
695	Tools For Use In The Hand Or In Machines	3 113	53 390	

Tabel 25. Lanjutan
Table Continued

Provinsi/Province			Ekspor/Export	
SITC	Komoditi/Commodity	Berat Bersih Net Weight (Kg)	Nilai FOB FOB Value (US\$)	
(1)	(2)	(3)	(4)	(5)
723	Civil Engineering And Contractor Plant And Equipment And Parts	38 005	433 328	
741	Heating And Cooling Equipment And Parts Thereof,n.e.s	3 000	359	
751	Office Machines	1 310	155 304	
752	Automatic Data Processing Machines And Units Thereof	68	960	
759	Parts,n.e.s Of And Accessories For Machine Heading 751 Or 752	50 585	248 771	
764	Telecommunication Equipment N.e.s And Parts	21 887	192 130	
772	Electrical Apparatus For Making And Breaking Electrical Circuit	133	109 884	
776	Thermionic,cold Cathode And Photo-cathode Valves And Tubes	300	18 460	
821	Furniture And Parts Thereof	587 336	698 515	
848	Articles Of Apparel And Clothing Accessories Of Oth. Than Tex. Fab.	15 260	45 150	
885	Watches And Clocks	24 499	175 824	
893	Article,n.e.s Of Plastics	2 355	4 793	
	Subtotal	158 521 570	132 834 819	
Jambi				
036	Crustaceans Molluscs And Aquatic Invertebrates	30 240	33 644	
231	Natural Rubber Latex;natural Rubber And Similar Natural Gums	4 101 468	4 382 474	
246	Wood In Chips Or Particles And Waste	293 580	332 545	
248	Wood, simply Worked And Railway Sleeper Of Wood	235 474	68 377	
422	Fixed Vegetable Fats And Oils Solid,crude,refined/fractioned	1 400 000	784 000	
634	Veneers,plywood,improved Or Reconstituted Wood,worked,n.e.s	42 134	30 492	
635	Wood Manufactures,n.e.s	51 273	25 101	
692	Metal Containers For Storage And Transport	7 000	2 100	
	Subtotal	6 161 169	5 658 733	
Sumatera Selatan				
034	Fish,fresh,chilled Or Frozen	6 900	8 656	
075	Spices	17 000	9 265	
231	Natural Rubber Latex;natural Rubber And Similar Natural Gums	161 280	176 141	
687	Tin	400 000	3 804 400	
	Subtotal	585 180	3 998 462	
Bengkulu				
231	Natural Rubber Latex;natural Rubber And Similar Natural Gums	20 160	27 619	
422	Fixed Vegetable Fats And Oils Solid,crude,refined/fractioned	2 000 000	903 000	
431	Animal And Vegetable Oil And Fat Processed And Wax Of Animal/veg.	250 000	147 500	
635	Wood Manufactures,n.e.s	47 562	17 301	
	Subtotal	2 317 722	1 095 420	
Lampung				
034	Fish,fresh,chilled Or Frozen	2 552	1 684	
036	Crustaceans Molluscs And Aquatic Invertebrates	49 246	304 537	
058	Fruit,preserved And Fruit Preparations	74 126	33 990	
071	Coffee And Coffee Substitutes	1 637 619	2 415 258	
072	Cocoa	60 000	91 810	
075	Spices	568	375	

Tabel 25. Lanjutan
Table Continued

Provinsi/Province			Ekspor/Export	
SITC	Komoditi/Commodity	Berat Bersih Net Weight (Kg)	Nilai FOB FOB Value (US\$)	
(1)	(2)	(3)	(4)	(5)
251	Pulp And Waste Paper	200 654	88 972	
848	Articles Of Apparel And Clothing Accessories Of Oth. Than Tex. Fab.	15 921	39 285	
893	Article,n.e.s Of Plastics	95	63	
	Subtotal	2 040 781	2 975 974	
Bangka Belitung				
075	Spices	30 000	73 190	
278	Other Crude Minerals	1 500 000	90 000	
422	Fixed Vegetable Fats And Oils Solid,crude,refined/fractioned	999 000	633 605	
635	Wood Manufactures,n.e.s	22 896	20 540	
	Subtotal	2 551 896	817 335	
Dki Jakarta				
022	Milk And Cream And Milk Products Other Than Butter Or Cheese	58 635	17 430	
034	Fish,fresh,chilled Or Frozen	10 964	47 132	
057	Fruit And Nut,fresh Or Dried	108 368	12 097	
074	Tea And Mate	4 680	3 671	
245	Fuel Wood And Wood Charcoal	95 000	12 500	
292	Crude Vegetable Materials,n.e.s	18 000	21 654	
553	Perfumery,cosmetics And Toilet Preparations	1 200	2 100	
554	Soap,cleansing And Polishing Preparation	21 600	14 625	
575	Other Plastics In Primary Forms	40 800	14 628	
581	Tubes,pipes And Hoses Of Plastic	948	5 930	
582	Plates,sheets,film Of Plastics	1	54	
635	Wood Manufactures,n.e.s	181 489	167 943	
641	Paper And Paperboard	23 779	21 718	
652	Cotton Fabrics,woven	252	1 562	
653	Fabrics,woven,of Man-made Fibres	261	1 419	
655	Knitted Or Crocheted Fabrics	21	599	
659	Floor Coverings,etc	23 500	5 656	
664	Glass	77 044	19 058	
697	Household Equipment Of Base Metal,n.e.s	81 320	15 156	
749	Non-electric Parts And Accessories Of Machinery,n.e.s	1 052	10 135	
752	Automatic Data Processing Machines And Units Thereof	337	17 992	
764	Telecommunication Equipment N.e.s And Parts	6 157	84 934	
772	Electrical Apparatus For Making And Breaking Electrical Circuit	180	11 961	
775	Household Type,electrical And Non-electrical Equipment,n.e.s	1 928	14 664	
778	Electrical Machinery And Apparatus,n.e.s	3 953	10 614	
784	Parts And Accessories,n.e.s Of The Motor Vehicles	56 609	27 060	
785	Motorcycles,motor Scooters,and Other Cycles Motorized And Non-mt	1	12	
821	Furniture And Parts Thereof	10 473	20 849	
841	Men's Coats,jacket,not Knitted	2 773	10 383	
842	Women's Coats,jacket,not Knitted	11 516	53 485	
844	Women's Coats, Jacket, Knitted	220	3 618	

Tabel 25. Lanjutan
Table Continued

Provinsi/Province			Ekspor/Export	
SITC	Komoditi/Commodity	Berat Bersih Net Weight (Kg)	Nilai FOB FOB Value (US\$)	
(1)	(2)	(3)	(4)	(5)
845	Articles Of Apparel, Nes	6 257	53 645	
874	Measuring, Checking, Analysing And Controlling Instrument And App.	265	8 733	
892	Printed Matter	150	387	
894	Baby Carriages,toys,games And Sporting Goods	185	800	
	Subtotal	849 918	714 204	
Jawa Barat				
034	Fish,fresh,chilled Or Frozen	25 693	20 506	
036	Crustaceans Molluscs And Aquatic Invertebrates	3 488	1 680	
054	Vegetables,fresh Chilled,frozen Or Simply Preserved	49 205	12 678	
057	Fruit And Nut,fresh Or Dried	2 072	93	
061	Sugar,molasses And Honey	17	8	
071	Coffee And Coffee Substitutes	5 100	28 090	
074	Tea And Mate	27 995	24 935	
075	Spices	7 541	1 229	
081	Feeding Stuff For Animals	7 123	1 289	
111	Non-alcoholic Beverages,n.e.s	15 640	3 299	
112	Alcoholic Beverages	17 127	6 391	
231	Natural Rubber Latex;natural Rubber And Similar Natural Gums	214 001	137 404	
251	Pulp And Waste Paper	408 048	170 092	
263	Cotton	13 876	6 105	
278	Other Crude Minerals	62 000	6 140	
288	Non-ferrous Base Metal Waste And Scrap, N.e.s.	21 856	22 532	
292	Crude Vegetable Materials,n.e.s	614	2 645	
541	Medicinal & Pharmaceutical Prod.	560	72 538	
554	Soap,cleansing And Polishing Preparation	9 600	10 475	
598	Miscellaneous Chemical Products,n.e.s	40 000	15 169	
634	Veneers,plywood,improved Or Reconstituted Wood,worked,n.e.s	21 095	21 240	
635	Wood Manufactures,n.e.s	43 003	49 560	
651	Textile Yarn	68 583	181 850	
653	Fabrics,woven,of Man-made Fibres	8 725	37 328	
657	Special Yarns,textile Fabrics	11 024	22 034	
662	Clay Construction Materials And Refractory Construction Materials	36 294	92 930	
663	Mineral Manufactures,n.e.s	10 638	1 581	
664	Glass	41 400	59 600	
684	Aluminium	5 538	17 346	
716	Rotating Electric Plant And Parts Thereof,n.e.s	25	7 521	
747	Taps,cocks,valves For Pipes	745	6 910	
761	Television Receivers	5 744	26 525	
771	Electric Power Machinery & Parts	3 042	56 361	
776	Thermionic,cold Cathode And Photo-cathode Valves And Tubes	865	9 019	
778	Electrical Machinery And Apparatus,n.e.s	35	58 314	
784	Parts And Accessories,n.e.s Of The Motor Vehicles	8 607	53 401	

Tabel 25. Lanjutan
Table Continued

Provinsi/Province			Ekspor/Export	
SITC	Komoditi/Commodity	Berat Bersih Net Weight (Kg)	Nilai FOB FOB Value (US\$)	
(1)	(2)	(3)	(4)	(5)
821	Furniture And Parts Thereof	32 542	18 111	
841	Men's Coats,jacket,not Knitted	1 153	50 439	
842	Women's Coats,jacket,not Knitted	2 177	54 262	
844	Women's Coats, Jacket, Knitted	102	3 432	
845	Articles Of Apparel, Nes	1 753	35 756	
846	Clothing Accessories Of Textiles Fabrics	294	3 938	
851	Footwear	12 520	266 355	
893	Article,n.e.s Of Plastics	21 294	6 793	
899	Other Miscellaneous Manufactured Articles,n.e.s	10 354	29 612	
	Subtotal	1 279 108	1 713 516	
Jawa Tengah				
034	Fish,fresh,chilled Or Frozen	25 500	16 250	
036	Crustaceans Molluscs And Aquatic Invertebrates	16 589	295 294	
075	Spices	17 000	9 265	
122	Tobacco,manufactured	24 753	147 443	
292	Crude Vegetable Materials,n.e.s	50 000	33 334	
611	Leather	115	9 370	
635	Wood Manufactures,n.e.s	175	349	
821	Furniture And Parts Thereof	23 998	48 565	
841	Men's Coats,jacket,not Knitted	14 425	66 600	
	Subtotal	172 555	626 470	
Di Yogyakarta				
821	Furniture And Parts Thereof	3 632	7 604	
831	Travel Goods	204	4 346	
	Subtotal	3 836	11 950	
Jawa Timur				
034	Fish,fresh,chilled Or Frozen	54 000	15 552	
035	Fish,dried Salted Or In Brine;smoked Fish	1 270	114 300	
036	Crustaceans Molluscs And Aquatic Invertebrates	14 696	132 910	
061	Sugar,molasses And Honey	17 502	6 286	
071	Coffee And Coffee Substitutes	140 385	145 952	
075	Spices	12 000	22 800	
121	Tobacco,unmanufactured;tobacco Refuse	45 000	102 510	
122	Tobacco,manufactured	1 154	4 421	
248	Wood, simply Worked And Railway Sleeper Of Wood	57 630	43 499	
263	Cotton	6 270	46 039	
288	Non-ferrous Base Metal Waste And Scrap, N.e.s.	24 500	47 025	
292	Crude Vegetable Materials,n.e.s	70 000	38 500	
512	Alcohols,phenols,phenol-alcohols And Their Halogenated	123 200	38 583	
515	Organo-inorganic And Heterocyclic Compounds	44 000	248 062	
533	Pigments,paints, varnishes And Related Materials	1 553	364	
542	Medicaments Incl.veterinari Med.	437	19 337	

Tabel 25. Lanjutan
Table Continued

Provinsi/Province			Ekspor/Export	
SITC	Komoditi/Commodity	Berat Bersih Net Weight (Kg)	Nilai FOB FOB Value (US\$)	
(1)	(2)	(3)	(4)	(5)
554	Soap,cleansing And Polishing Preparation	81 147	73 986	
574	Poliacetals,polycarbon,primary	38 000	27 550	
582	Plates,sheets,film Of Plastics	31 505	38 193	
625	Rubber Tyre,tyre Cases,tyre Treads,inner Tubes And Tyre Flaps	393	92	
634	Veneers,plywood,improved Or Reconstituted Wood,worked,n.e.s	186 026	97 420	
635	Wood Manufactures,n.e.s	406 245	555 697	
641	Paper And Paperboard	306 468	155 453	
642	Paper And Paperboard Cut To Size Or Shape And Articles Of Paper	255 722	315 251	
658	Made-up Articles,wholly Or Chiefly Of Textile Materials N.e.s	30 174	23 444	
664	Glass	25 253	14 551	
665	Glassware	92	22	
678	Wire Of Iron Or Steel	17 749	62 298	
682	Copper	130 534	383 828	
684	Alumunium	21 996	56 199	
696	Cutlery	793	5 710	
699	Manufactures Of Base Metal N.e.s	119	28	
778	Electrical Machinery And Apparatus,n.e.s	14 427	54 400	
784	Parts And Accessories,n.e.s Of The Motor Vehicles	38 221	165 152	
813	Lighting Fixtures And Fittings	999	234	
821	Furniture And Parts Thereof	50 285	117 833	
841	Men's Coats,jacket,not Knitted	4 672	53 094	
851	Footwear	2 376	31 479	
892	Printed Matter	20 996	41 452	
893	Article,n.e.s Of Plastics	12 082	52 672	
894	Baby Carriages,toys,games And Sporting Goods	38	9	
899	Other Miscellaneous Manufactured Articles,n.e.s	2 298	538	
	Subtotal	2 292 207	3 352 725	
Banten				
532	Dyeing And Tanning Extracts,and Synthetic Tanning Materials	14 400	6 964	
653	Fabrics,woven,of Man-made Fibres	8 529	43 909	
821	Furniture And Parts Thereof	6 218	11 453	
841	Men's Coats,jacket,not Knitted	20 508	250 762	
	Subtotal	49 655	313 088	
Bali				
036	Crustaceans Moluscs And Aquatic Invertebrates	476	249	
054	Vegetables,fresh Chilled,frozen Or Simply Preserved	5 332	2 783	
057	Fruit And Nut,fresh Or Dried	581	756	
059	Fruit Juices And Vegetable Juice	1 815	947	
075	Spices	6 321	3 299	
098	Edible Product And Preparations	2 450	1 279	
553	Perfumery,cosmetics And Toilet Preparations	1 151	593	
635	Wood Manufactures,n.e.s	7 745	6 386	

Tabel 25. Lanjutan
Table 25. Continued

Provinsi/Province			Ekspor/Export	
SITC	Komoditi/Commodity	Berat Bersih Net Weight (Kg)	Nilai FOB FOB Value (US\$)	
(1)	(2)	(3)	(4)	(5)
642	Paper And Paperboard Cut To Size Or Shape And Articles Of Paper	75	161	
657	Special Yarns, textile Fabrics	317	2 196	
658	Made-up Articles, wholly Or Chiefly Of Textile Materials N.e.s	13 765	13 575	
659	Floor Coverings, etc	2	50	
663	Mineral Manufactures, n.e.s	833	1 789	
666	Pottery	4 373	5 005	
697	Household Equipment Of Base Metal, n.e.s	565	711	
699	Manufactures Of Base Metal N.e.s	161	222	
821	Furniture And Parts Thereof	33 892	34 493	
831	Travel Goods	42	252	
841	Men's Coats, jacket, not Knitted	3 670	2 150	
842	Women's Coats, jacket, not Knitted	4 565	106 963	
844	Women's Coats, Jacket, Knitted	16	514	
845	Articles Of Apparel, Nes	54	629	
846	Clothing Accessories Of Textiles Fabrics	185	2 521	
848	Articles Of Apparel And Clothing Accessories Of Oth. Than Tex. Fab.	149	3 045	
893	Article, n.e.s Of Plastics	1 258	1 668	
896	Works Of Art, collectors Pieces And Antiques	166	107	
897	Jewellery, goldsmith And Silversmith Wares And Other Articles	34	5 251	
899	Other Miscellaneous Manufactured Articles, n.e.s	6 104	3 771	
	Subtotal	96 097	201 365	
Nusa Tenggara Barat				
283	Copper Ores And Concentrates	21 980 668	20 932 992	
	Subtotal	21 980 668	20 932 992	
Kalimantan Barat				
042	Rice	14 000	3 611	
091	Margarine And Shortening	15 680	7 056	
635	Wood Manufactures, n.e.s	11 178	30 224	
	Subtotal	40 858	40 891	
Kalimantan Tengah				
231	Natural Rubber Latex; natural Rubber And Similar Natural Gums	1 108 800	1 356 636	
248	Wood, simply Worked And Railway Sleeper Of Wood	727 106	200 754	
292	Crude Vegetable Materials, n.e.s	139 259	122 547	
	Subtotal	1 975 165	1 679 937	
Kalimantan Timur				
248	Wood, simply Worked And Railway Sleeper Of Wood	484 699	191 377	
321	Coal, pulverized Or Not	62 802 000	1 469 566	
747	Taps, cocks, valves For Pipes	85	292	
749	Non-electric Parts And Accessories Of Machinery, n.e.s	4 285	14 599	
784	Parts And Accessories, n.e.s Of The Motor Vehicles	66	8 189	
874	Measuring, Checking, Analysing And Controlling Instrument And App.	235	2 816	
	Subtotal	63 291 370	1 686 839	

Tabel 25. Lanjutan
Table Continued

Provinsi/Province			Ekspor/Export	
SITC	Komoditi/Commodity	Berat Bersih Net Weight (Kg)	Nilai FOB FOB Value (US\$)	
(1)	(2)	(3)	(4)	(5)
Sulawesi Utara				
037	Fish, crustaceans, molluscs And Oth Aquatic Invert, prep Or Preserve	16 625	24 874	
	Subtotal	16 625	24 874	
Sulawesi Tengah				
072	Cocoa	6 000 000	8 505 000	
635	Wood Manufactures, n.e.s	20 298	14 762	
	Subtotal	6 020 298	8 519 762	
Sulawesi Selatan				
034	Fish, fresh, chilled Or Frozen	11 600	24 400	
036	Crustaceans Molluscs And Aquatic Invertebrates	30 653	195 612	
071	Coffee And Coffee Substitutes	16 500	27 225	
072	Cocoa	727 200	906 051	
248	Wood, simply Worked And Railway Sleeper Of Wood	65 224	66 463	
292	Crude Vegetable Materials, n.e.s	48 000	9 600	
635	Wood Manufactures, n.e.s	51 120	57 832	
661	Lime, cement And Fabricated Construction Materials	192 957	72 703	
821	Furniture And Parts Thereof	1 809	7 239	
	Subtotal	1 145 063	1 367 125	
Maluku				
634	Veneers, plywood, improved Or Reconstituted Wood, worked, n.e.s	748 479	346 642	
	Subtotal	748 479	346 642	
036	Crustaceans Molluscs And Aquatic Invertebrates	77 937	209 062	
283	Copper Ores And Concentrates	19 699 802	21 069 479	
634	Veneers, plywood, improved Or Reconstituted Wood, worked, n.e.s	258 000	100 337	
874	Measuring, Checking, Analysing And Controlling Instrument And App.	45	4 000	
	Subtotal	20 035 784	21 382 878	
Total		7 512 889 051	4 239 409 512	

Statistik Perdagangan Luar Negeri Sumatera Utara dikompilasi oleh Bidang Statistik Distribusi Propinsi Sumatera Utara.

The Division of Distribution Statistics, BPS- Statistics of Sumatera Utara Province, compiles foreign Trade Statistics of Sumatera Utara.

Publikasi ini memuat tentang :

This publication contains information of :

- Ekspor dan Impor Sumatera Utara menurut kode HS dan SITC.
- Ekspor dan Impor Sumatera Utara menurut negara tujuan dan asal.
- Ekspor dan Impor Sumatera Utara menurut pelabuhan ekspor dan impor.

- *Exports and Imports of Sumatera Utara by HS and SITC codes.*
- *Exports and Imports of Sumatera Utara by country of destination and origin.*
- *Exports and Imports of Sumatera Utara by port of exportation and importation.*

Data yang disajikan di sini merupakan data hasil pengolahan dokumen PEB (Pemberitahuan Ekspor Barang) dan PIB (Pemberitahuan Impor Barang) yang diberitahukan oleh kantor Bea dan Cukai.

Data presented here were processed based on Exports and Imports declaration documents, which were issue by the Customs and Excises Officers.

BPS

Badan Pusat Statistik Propinsi Sumatera Utara
Jalan Asrama Nomor 179 Medan 20123
Telepon (061) 8452343, 8459966; Faksimili (061)
8452773
E-mail bps1200@medan.wasantara.net.id;
Homepage www.bps.go.id

BPS

Statistik Perdagangan Luar Negeri dan Antar
Pulau/Propinsi

2003

<http://sumut.bps.go.id>