

KATA PENGANTAR

Publikasi Statistik Impor Mei ini merupakan kelanjutan dari publikasi sebelumnya yang diterbitkan secara bulanan oleh Badan Pusat Statistik (BPS). Publikasi ini berisi data yang merupakan hasil pengolahan dokumen, baik yang berupa soft copy maupun hard copy. Data yang disajikan dalam publikasi ini, mencakup :

- A. Impor menurut Golongan Barang HS, Golongan Barang SITC, Komoditi (HS), Negara Asal, Pelabuhan Impor, Negara Asal dan Lima Golongan Barang Utama SITC 3 digit, Komoditi tertentu dan Negara Asal Utama
- B. Impor Kawasan Berikat menurut Golongan Barang HS 2 digit, Golongan Barang SITC, Negara Asal, Provinsi dan Pelabuhan Impor

Ucapan terima kasih dan penghargaan yang setinggi-tingginya disampaikan kepada seluruh aparat Bea dan Cukai serta Bank Indonesia yang telah secara teratur dan berkesinambungan mengirimkan dokumen PIB, juga kepada PT. Pertamina yang telah memberikan data impor minyak dan gas secara rutin. Selanjutnya, kepada semua pihak yang telah banyak membantu Badan Pusat Statistik sehingga memungkinkan diterbitkannya publikasi ini, juga disampaikan terima kasih.

Akhirnya, kami mengharapkan semoga publikasi ini dapat bermanfaat bagi pemakai.

Jakarta, Juli 2009
Badan Pusat Statistik
Kepala,

DR. RUSMAN HERIAWAN
NIP. 340003999

FOREWORD

The monthly publication of import statistics, is a sequential issue from the preceding publication which developed by The BPS-Statistics Indonesia. This Publication contains the data of imports document on both softcopy and hardcopy. The data in this publication covered:

- A. Import by HS Commodity Groups, SITC Commodity Groups, Commodity (HS), Country of Origin, Port of Importation, Country of Origin and Five Major SITC Commodity Group, Certain Commodities import by Main Country of Origin
- B. Bonded Zone import by Commodity 2 Digits HS, by SITC Commodity Group, Country of Origin, by Province and port of Importation

Deeply gratitude and the highest appreciation are due to the Custom Officers and Bank of Indonesia of their contribution of regularly in sending documents, and also to PT. Pertamina for the best cooperation in supporting data of oil and gas so that BPS published this edition successfully.

Finally, it is hoped that this publication would be useful for users.

Jakarta, July 2009
BPS-Statistics Indonesia

DR. RUSMAN HERIAWAN
Director General

PENJELASAN

1. DAERAH PENCATATAN

Daerah pencatatan statistik dalam publikasi ini meliputi seluruh wilayah Republik Indonesia.

2. SUMBER DOKUMEN

Statistik dikumpulkan berdasarkan dokumen impor (Pemberitahuan Impor Barang (PIB - BC 2.0) dan Pemberitahuan Pengangkutan Barang Impor (PPBI – BC 2.3) yang diisi oleh importir. Dokumen PIB - BC 2.0 dan PPBI - BC 2.3 diterima dari Bea dan Cukai dan berlaku sejak April 1997 berdasarkan Surat Keputusan Menteri Keuangan nomor 101/KMK.05/1997 tanggal 10 Maret 1997.

3. SISTEM PERDAGANGAN

Sistem pencatatan Statistik Perdagangan Luar Negeri mempergunakan Sistem Perdagangan Umum (*the General Trade System*) atau dengan Sistem Perdagangan Khusus (*the Special Trade System*). Dalam Sistem Perdagangan Umum, Kawasan Berikat dianggap sebagai "dalam negeri", sedangkan dalam Sistem Perdagangan Khusus, dianggap sebagai "luar negeri". Sejak Januari 2008, sistem pencatatan Statistik Impor menggunakan Sistem Perdagangan Umum.

4. RUANG LINGKUP

Pencatatan Statistik Impor meliputi seluruh barang-barang yang masuk ke wilayah Indonesia.

5. KASUS KHUSUS

5.1 Sebagian impor kapal laut dan pesawat beserta suku cadangnya termasuk dalam Statistik Impor.

5.2 Barang-barang luar negeri yang diolah atau diperbaiki didalam negeri tetap dicatat sebagai barang impor, meskipun setelah barang tersebut selesai diproses akan kembali ke luar negeri (*re-ekspor*).

5.3 Barang-barang di bawah ini tidak termasuk di dalam Statistik Impor :

- a. Pakaian dan barang-barang perhiasan penumpang.
- b. Barang-barang penumpang untuk dipakai sendiri, kecuali lemari es, pesawat TV dan sebagainya.
- c. Barang-barang yang diimpor untuk keperluan perwakilan (kedutaan) suatu negara.
- d. Barang-barang untuk ekspedisi dan ekshibisi/pameran.
- e. Sebagian barang-barang yang langsung diimpor oleh angkatan bersenjata.
- f. Pembungkus/peti kemas.
- g. Uang dan surat-surat berharga.
- h. Barang-barang sebagai contoh.

6. SISTEM PENGOLAHAN

Data dalam publikasi ini mencakup dokumen PIB selama Mei 2009 yang diterima oleh Badan Pusat Statistik sampai akhir Juni 2009. Sistem pengolahan menggunakan *Carry Over*. Dengan metode ini dokumen-dokumen dari Bea dan Cukai ditunggu selama satu bulan setelah bulan berjalan. Dokumen-dokumen yang datang terlambat akan dimasukkan dalam bulan pengolahan berikutnya.

7. KLASIFIKASI JENIS BARANG

Penggolongan barang yang digunakan di dalam statistik impor adalah klasifikasi Barang Impor yang berdasarkan pada Buku Tarif Bea Masuk Indonesia 2007 (BTBMI 2007) yang mengacu pada amandemen keempat dari World Customs Organization (WCO) sebagai lembaga Internasional yang menyusun klasifikasi Harmonized System (HS). Disamping menggunakan HS sebagai klasifikasi jenis barang, juga digunakan Standard International Trade Classification (SITC) Revisi 4.

8. PERIODE REFERENSI

Periode penentuan impor adalah tanggal penyelesaian dokumen oleh pejabat-pejabat Bea dan Cukai yang terdapat dalam dokumen impor.

9. NILAI BARANG

Nilai barang dinyatakan dalam nilai CIF (US\$) dan nilai Kurs Mei 2009 yang digunakan adalah US\$ 1 = Rp. 10.417,-

10. SATUAN BARANG

Berat barang impor adalah berat bersih dan dinyatakan dalam Kg.

11. NEGARA ASAL

Negara asal adalah negara dimana barang-barang tersebut dihasilkan yang dokumennya setelah diperiksa oleh pejabat Bea dan Cukai dan dinyatakan sesuai dengan peraturan yang berlaku.

EXPLANATORY NOTES

1. AREA RECORDINGS

The statistical recording area in this publication covers the entire territory of the Republic of Indonesia.

2. SOURCE OF DOCUMENTS

Statistics are compiled based on Import Declaration Form (Pemberitahuan Impor Barang (PIB-BC 2.0) or Pemberitahuan Pengangkutan Barang Impor (PPBI-BC 2.3)) of Import documents that are filled by importers. The PIB documents received from Customs and Excise, prevailing on April 1, 1997, based on Minister of Finance Decree No. 101/KMK.05/1997, March 10, 1997.

3. TRADE SYSTEM

The systems of recording Foreign Trade Statistics apply the General Trade System or the Special Trade System. In the General Trade System, the Bonded Zone is regarded as "*Domestic*", while in the Special Trade System; the Bonded Zone is regarded as "*Abroad*". Since January 2008, the systems of recording import Statistics have applied the General Trade System.

4. COVERAGE

The recording Import Statistics covers all goods entering the Indonesian territory.

5. PARTICULAR CASES

5.1 Part of importation of sea vessels and airplanes and their spare parts are included in the Import Statistics.

5.2 Overseas goods which are processed or modified in Indonesian Country are recorded as importation, although after the goods finish process will return to abroad (re-exports).

5.3 The goods here under are not included in the Import Statistics:

- a. Clothes and jewelry of passengers.
- b. Luggage of passengers of own use, except refrigerators, television sets, etc.
- c. Goods imported for the use of foreign countries representations (embassies).
- d. Goods for expeditions and exhibition shows.
- e. A part of the goods directly imported by armed forces.
- f. Packing's containers to be refilled.
- g. Bank notes and securities.

h. Sample goods.

6. PROCESSING SYSTEM

The data in this publication covers documents of May 2009 were received by the BPS to the end of June, 2009. The documents are processed using a carry over system. The deadline for the acceptance of documents of a certain month is one month after the reference period, which means the end of the following month. The documents accepted after the deadline is considered as the document of the following month.

7. COMMODITY CLASSIFICATION

The classification of goods in this publication applies the 2007 Indonesia's Tariff Classification, based on fourth amendment from World Customs Organization (WCO) as an International Organization who arranged the Classification of Harmonized System (HS). Besides applying the HS, the Standard International Trade Classification (SITC) Revised 4 is also applied in the classification of goods.

8. REFERENCE PERIOD

The period of import determination is the date of settlement/completion by the Customs and Excise Officials as stated in the Import documents.

9. COMMODITY VALUATION

The values recorded, are the CIF value (US\$). The exchange rate use for Mei 2009, US\$ 1 = Rp. 10,417,-

10. UNIT OF COMMODITY

The net weight of imported goods are presented to Kg.

11. COUNTRY OF ORIGIN

Country of origin is the country in which the goods have been produced, after being verified by Customs and Excise Officials, pursuant to the prevailing regulations

DAFTAR ISI/CONTENTS

		Halaman/Page
	KATA PENGANTAR/FOREWORD	iii-iv
	PENJELASAN/EXPLANATORY NOTES	v-viii
	DAFTAR ISI/CONTENTS	ix
	RINGKASAN/SUMMARY	xi-xix
Tabel/Table	I-1. Import Menurut Golongan Barang HS/ <i>Import by HS Commodity Groups</i>	
	A. Menurut 21 Golongan Barang HS/ <i>By 21 HS Commodity Groups</i>	1
	B. Menurut Golongan Barang 2 Dijiit HS/ <i>By Commodity Groups 2 Digit Code HS</i>	2
	C. Menurut 40 Golongan Barang HS Terbesar/ <i>By 40 Biggest Commodities 10 Digit HS Code</i>	3
Tabel/Table	I-2. Impor Menurut Golongan Barang SITC/ <i>Import by SITC Commodity Groups</i>	4-8
Tabel/Table	I-3. Impor Menurut Komoditi (HS)/ <i>Import by Commodity (HS)</i>	9-113
Tabel/Table	I-4. Impor Menurut Negara Asal/ <i>Import by Country of Origin</i>	114-116
Tabel/Table	I-5. Impor Menurut Pelabuhan Impor/ <i>Import by Port of Importation</i>	117-119
Tabel/Table	I-6. Impor Menurut Negara Asal dan Lima Golongan Barang (SITC) Utama/ <i>Import by Country of Origin and Five Major SITC Commodity Group</i>	120-147
Tabel/Table	I-7. Impor Komoditi Tertentu Menurut Negara Asal Utama/ <i>Certain Commodities Import by Main Country of Origin</i>	148-151
Tabel/Table	K1. Import Kawasan Berikat Menurut Golongan Barang 2 Dijiit HS/ <i>Bonded Zone Import by Commodity 2 Digits HS</i>	152-153
Tabel/Table	K2. Impor Kawasan Berikat Menurut Golongan Barang SITC/ <i>Bonded Zone Import by SITC Commodity Group</i>	154-158
Tabel/Table	K3. Impor Kawasan Berikat Menurut Negara Asal/ <i>Bonded Zone Import by Country of Origin</i>	159-161
Tabel/Table	K4. Impor Kawasan Berikat Menurut Provinsi dan Pelabuhan Impor/ <i>Bonded Zone Import by Province and Port of Importation</i>	162-163

<https://www.bps.go.id>

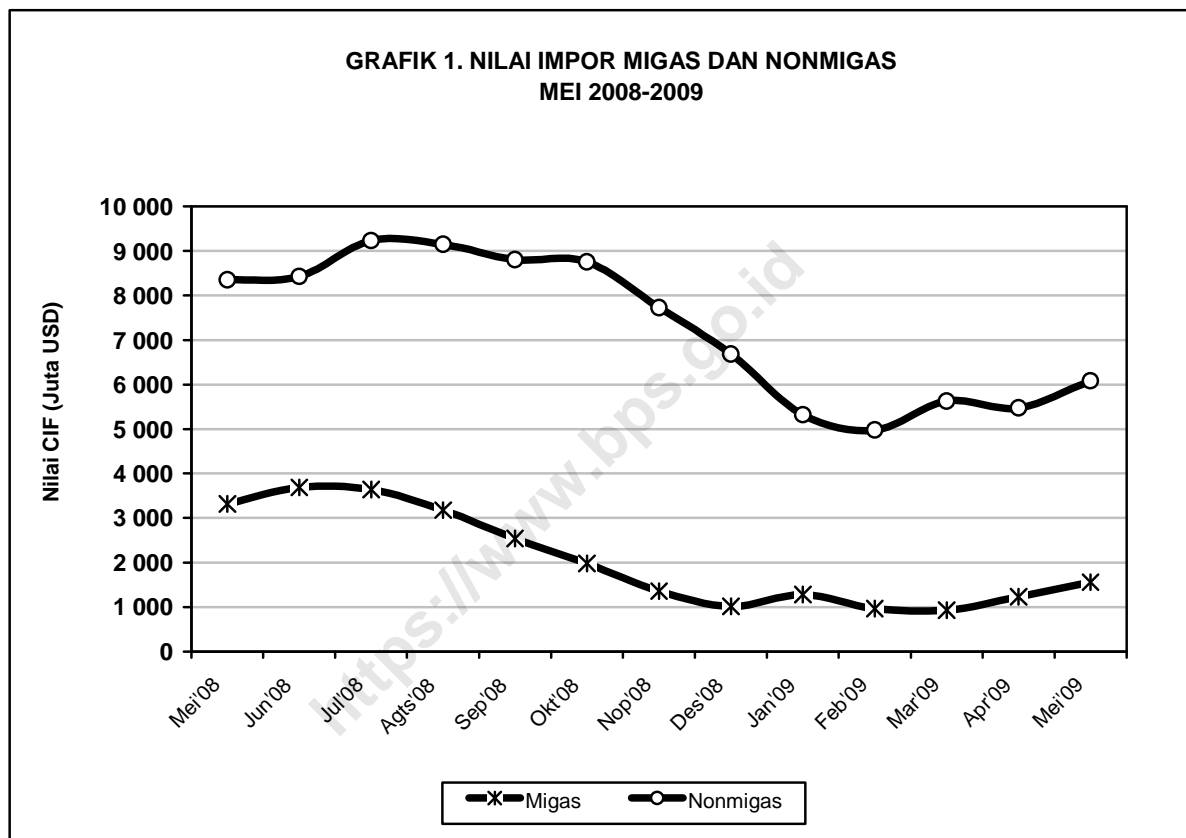
RINGKASAN

Pada Mei 2009 nilai impor mencapai USD7.641,3 juta yang terdiri dari impor melalui Kawasan Berikat sebesar USD1.407,3 juta (18,42 persen) dan di Luar Kawasan Berikat sebesar USD6.234,0 juta (81,58 persen). Nilai impor migas Indonesia mencapai USD1.560,1 juta atau 20,42 persen dari total impor Indonesia. Sedangkan nilai impor nonmigas mencapai USD6.081,2 juta dan memberikan peranan sebesar 79,58 persen terhadap total impor Indonesia.

**TABEL 1. IMPOR MIGAS DAN NONMIGAS
MEI 2008-2009**

Tahun/Bulan	Migas		Nonmigas		Total	
	Indonesia	Kawasan Berikat	Indonesia	Kawasan Berikat	Indonesia	Kawasan Berikat
Nilai CIF (Juta USD)						
Sistem Perdagangan Umum						
2008						
Mei	3 315,3	17,5	8 348,9	1 978,0	11 664,2	1 995,5
Juni	3 685,9	49,4	8 424,6	2 195,1	12 110,5	2 244,5
Juli	3 639,1	23,2	9 230,7	2 039,3	12 869,8	2 062,5
Agustus	3 177,1	36,4	9 149,1	1 971,6	12 326,2	2 008,0
September	2 539,1	5,0	8 803,7	1 935,0	11 342,8	1 940,0
Oktober	1 977,7	5,3	8 754,8	1 779,8	10 732,5	1 785,1
Nopember	1 358,0	6,9	7 723,3	1 576,9	9 081,3	1 583,8
Desember	1 014,4	1,8	6 681,2	1 400,2	7 695,6	1 402,0
2009						
Januari	1 281,5	8,8	5 319,1	1 184,0	6 600,6	1 192,8
Februari	964,4	3,6	4 974,6	1 223,8	5 939,0	1 227,4
Maret	930,1	1,8	5 624,0	1 265,7	6 554,1	1 267,5
April	1 232,3	1,6	5 474,5	1 246,4	6 706,8	1 248,0
Mei	1 560,1	4,2	6 081,2	1 403,1	7 641,3	1 407,3
Peranan Terhadap Total Impor (%)						
Sistem Perdagangan Umum						
2008						
Mei	28,42	0,88	71,58	99,12	100,00	100,00
Juni	30,44	2,20	69,56	97,80	100,00	100,00
Juli	28,28	1,12	71,72	98,88	100,00	100,00
Agustus	25,78	1,81	74,22	98,19	100,00	100,00
September	22,39	0,26	77,61	99,74	100,00	100,00
Oktober	18,43	0,30	81,57	99,70	100,00	100,00
Nopember	14,95	0,44	85,05	99,56	100,00	100,00
Desember	13,18	0,13	86,82	99,87	100,00	100,00
2009						
Januari	19,41	0,73	80,59	99,27	100,00	100,00
Februari	16,24	0,29	83,76	99,71	100,00	100,00
Maret	14,19	0,14	85,81	99,86	100,00	100,00
April	18,37	0,13	81,63	99,87	100,00	100,00
Mei	20,42	0,30	79,58	99,70	100,00	100,00

Dari total nilai impor migas Indonesia, impor melalui Kawasan Berikat hanya sebesar USD4,2 juta atau 0,27 persen, sedangkan sisanya sebanyak USD1.555,9 juta (99,73 persen) di Luar Kawasan Berikat. Sementara itu, nilai impor nonmigas di Luar Kawasan Berikat mencapai USD4.678,1 juta atau 76,93 persen dan yang melalui Kawasan Berikat sebesar USD1.403,1 juta (23,07 persen).



Dilihat dari peranannya, selama tiga belas bulan terakhir impor migas memberikan kontribusi rata-rata 20,81 persen per bulan dan impor nonmigas sebesar 79,19 persen per bulan. Sementara itu, pada Mei 2009 peranan impor migas mencapai 20,42 persen yang berarti angka tersebut berada di bawah rata-rata. Sebaliknya peranan impor nonmigas berada di atas rata-rata yaitu 79,58 persen.

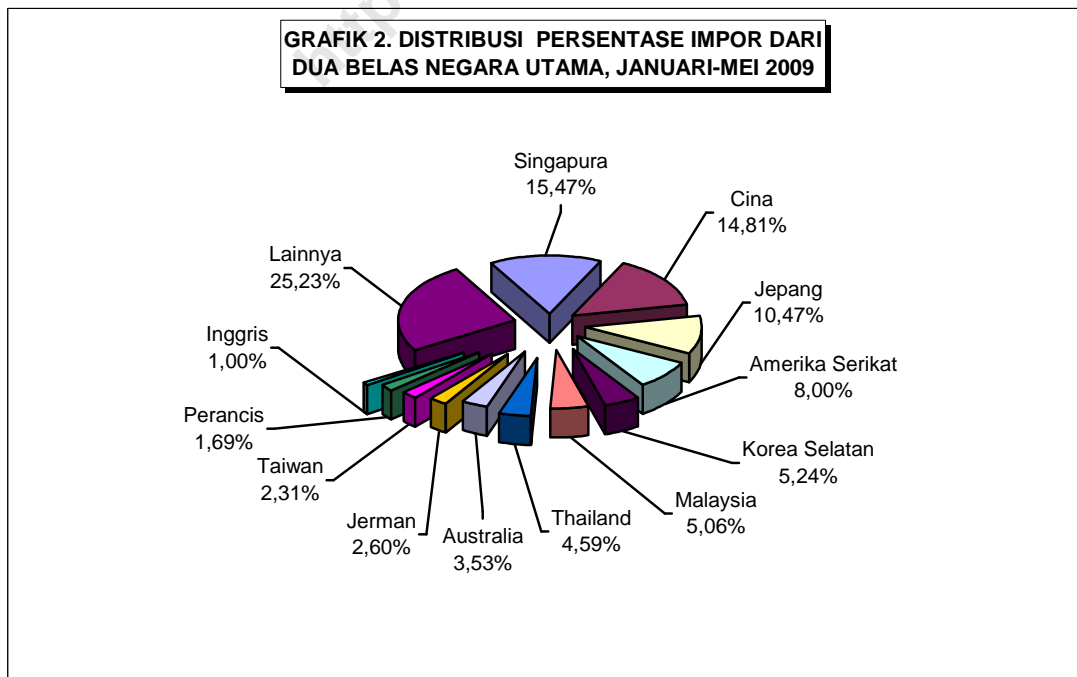
Dengan diterapkannya Sistem Perdagangan Umum (General Trade System) dalam pencatatan statistik impor, secara keseluruhan nilai impor barang yang tercatat mengalami kenaikan yang nyata (signifikan).

**TABEL 2. PERKEMBANGAN IMPOR MIGAS DAN NONMIGAS
JANUARI-MEI, 2004-2009**

Bulan/ Tahun	Nilai (Juta USD)			Peranan (%)			
	Migas	Non-Migas	Total	Migas	Non-Migas	Total	
Jan-Mei :							
SPK :	2005	6 638,5	17 004,2	23 642,7	28,08	71,92	100,00
	2006	6 850,2	16 353,7	23 203,9	29,52	70,48	100,00
	2007	7 730,8	19 961,5	27 692,3	27,92	72,08	100,00
SPU :	2008	13 161,6	39 877,0	53 038,6	24,82	75,18	100,00
	2009	5 968,4	27 473,4	33 441,8	17,85	82,15	100,00

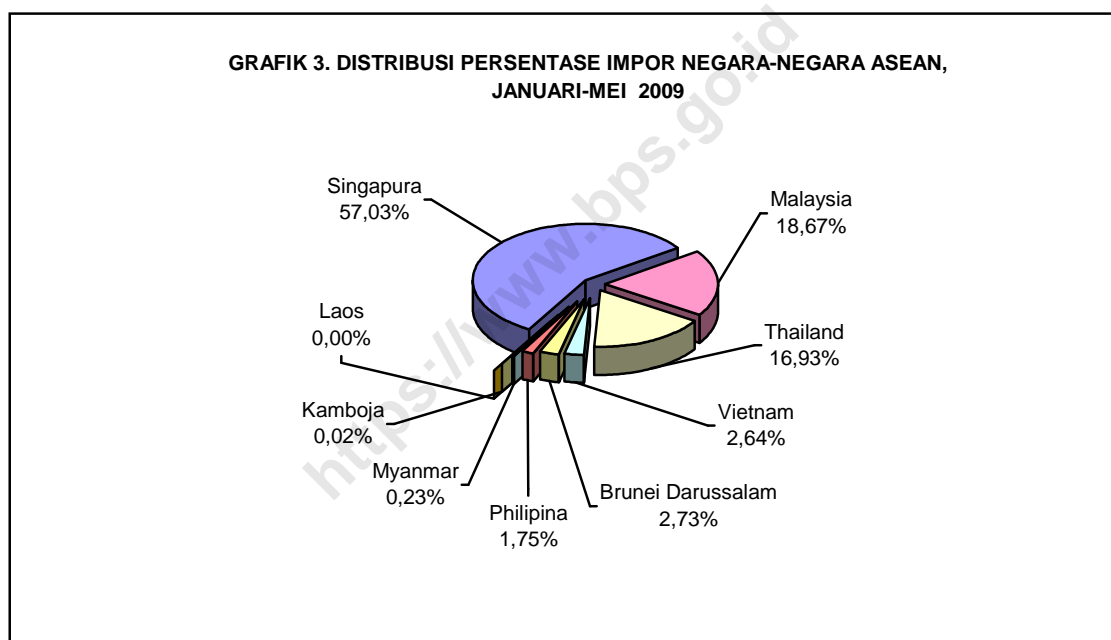
Keterangan : SPK = Sistem Perdagangan Khusus
SPU = Sistem Perdagangan Umum

Impor migas Januari-Mei 2009 sebesar USD5.968,4 juta atau menurun 54,65 persen jika dibandingkan impor migas periode sebelumnya. Demikian halnya dengan impor nonmigas Januari-Mei 2009 yaitu sebesar USD27.473,4 juta atau menurun sebesar 31,10 persen dibanding impor nonmigas Januari-Mei 2008 yang sebesar USD39.877,0 juta. Dilihat dari nilainya, selama Januari-Mei pada periode 2005-2009 di dominasi oleh impor nonmigas dengan rata-rata peranan sebesar 74,36 persen per tahun. Dengan demikian dapat disimpulkan bahwa perekonomian Indonesia selama ini masih bertumpu pada sektor nonmigas.



Dari keseluruhan nilai impor pada Januari-Mei 2009, 74,77 persen berasal dari dua belas negara utama. Singapura menempati posisi pertama, yaitu 15,47 persen dari total impor Indonesia, diikuti oleh Cina (14,81 persen), Jepang (10,47 persen), Amerika Serikat (8,00 persen), Korea Selatan (5,24 persen), Malaysia (5,06 persen), Thailand (4,59 persen), Australia (3,53 persen), Jerman (2,61 persen), Taiwan (2,31 persen), Perancis (1,69 persen), dan Inggris (1,00 persen).

Impor terbesar pada Januari-Mei 2009 berasal dari sembilan negara kelompok APEC Lainnya yakni mencapai 39,23 persen atau sebesar USD13.117,9 juta. Kelompok negara ASEAN berada di urutan berikutnya dengan peranan sebesar 27,13 persen (USD9.071,4 juta), kemudian diikuti negara-negara kelompok Uni Eropa 10,00 persen (USD3.345,6 juta), negara kelompok NAFTA sebesar 9,18 persen (USD3.071,3 juta), dan kelompok negara lainnya menyumbang 14,46 persen (USD4.835,6 juta).



Jika dilihat impor Indonesia dari kelompok ASEAN, selama Januari-Mei 2009 peranan impor yang paling tinggi adalah dari *Singapura* dengan peranan sebesar 57,03 persen dari total impor ASEAN. *Malaysia* menempati urutan kedua sebesar 18,67 persen, diikuti oleh *Thailand* (16,93 persen), *Vietnam* (2,64 persen), *Brunei Darussalam* (2,73 persen), *Philipina* (1,75 persen), sementara peranan impor dari *Myanmar*, *Kamboja* dan *Laos* masih di bawah satu persen.

Dari kelompok negara Uni Eropa, selama Januari-Mei 2009 peranan impor yang paling tinggi adalah dari *Jerman* dengan peranan sebesar 25,95 persen dari total impor Uni Eropa. *Perancis* menempati urutan kedua dengan peranan 16,91 persen, diikuti oleh *Inggris* (9,98 persen), *Swedia* (9,16 persen), dan *Italia* (8,13 persen).

**TABEL 3. NILAI DAN PERANAN IMPOR
DARI KELOMPOK NEGARA ASEAN, NAFTA, DAN UNI EROPA
JANUARI-MEI 2008 DAN 2009**

KELOMPOK NEGARA	Januari-Mei 2008		Januari-Mei 2009	
	Nilai (Juta USD)	Peranan (%)	Nilai (Juta USD)	Peranan (%)
APEC				
ASEAN	17 576,9	33,14	9 071,4	27,13
Thailand	2 590,5	4,88	1 535,7	4,59
Singapura	9 302,7	17,54	5 173,4	15,47
Philipina	354,1	0,67	159,2	0,48
Malaysia	4 026,5	7,59	1 693,5	5,06
Myanmar	15,0	0,03	21,3	0,06
Kamboja	0,6	0,00	1,6	0,01
Brunei Darussalam	1 003,3	1,89	247,2	0,74
Laos	0,2	0,00	0,2	0,00
Vietnam	284,0	0,54	239,3	0,72
NAFTA	3 986,9	7,52	3 071,3	9,18
Amerika Serikat	3 167,8	5,97	2 676,7	8,00
Kanada	762,4	1,44	345,1	1,03
Meksiko	56,7	0,11	49,5	0,15
NEGARA APEC LAINNYA	18 878,9	35,59	13 117,9	39,23
Jepang	5 848,0	11,03	3 501,6	10,47
Hongkong	1 035,5	1,95	648,7	1,94
Korea Selatan	2 936,5	5,54	1 753,3	5,24
Taiwan	1 203,3	2,27	770,9	2,31
Cina	5 771,9	10,88	4 953,6	14,81
Papua New Guinea	7,9	0,01	27,3	0,08
Australia	1 640,6	3,09	1 178,9	3,53
Selandia Baru	333,3	0,63	217,1	0,65
Chili	101,9	0,19	66,5	0,20
UNI EROPA	4 101,8	7,73	3 345,6	10,00
Jerman	1 283,2	2,42	868,3	2,60
Perancis	504,0	0,95	565,9	1,69
Inggris	357,7	0,67	333,9	1,00
Swedia	438,1	0,83	306,4	0,92
Italia	428,3	0,81	271,9	0,81
Belanda	249,0	0,47	208,7	0,62
Belgia	221,6	0,42	170,9	0,51
Irlandia	43,1	0,08	125,8	0,38
Spanyol	110,9	0,21	121,7	0,36
Finlandia	143,7	0,27	112,4	0,34
Austria	161,7	0,30	104,5	0,31
Denmark	40,6	0,08	48,6	0,15
Hungaria	13,9	0,03	28,0	0,08
Cheska	23,5	0,04	17,5	0,05
Polandia	42,8	0,08	16,5	0,05
UNI EROPA LAINNYA	39,7	0,07	44,6	0,13
LAINNYA	8 494,0	16,02	4 835,6	14,46
TOTAL IMPOR	53 038,5	100,00	33 441,8	100,00


**TABEL 4. IMPOR MENURUT GOLONGAN PENGGUNAAN BARANG
JANUARI - MEI 2005-2009**

Bulan/ Tahun	Nilai (Juta USD)				Peranan (%)			
	Barang Konsumsi	Bahan Baku/ Penolong	Barang Modal	Total	Barang Konsumsi	Bahan Baku/ Penolong	Barang Modal	Total
Jan- Mei :								
SPK :								
2005	1 804,2	18 499,4	3 339,1	23 642,7	7,63	78,25	14,12	100,00
2006	1 851,0	17 756,6	3 596,3	23 203,9	7,98	76,52	15,50	100,00
2007	2 685,7	21 130,7	3 875,9	27 692,3	9,70	76,31	14,00	100,00
SPU :								
2008	3 537,0	41 788,7	7 712,8	53 038,5	6,67	78,79	14,54	100,00
2009	2 338,4	23 795,6	7 307,8	33 441,8	6,99	71,16	21,85	100,00

Keterangan : SPK = Sistem Perdagangan Khusus
SPU = Sistem Perdagangan Umum

Rata-rata nilai impor Januari-Mei periode 2005-2009 adalah sebesar USD32.203,8 juta dengan rata-rata nilai impor barang konsumsi dan peranannya USD2.443,3 juta (7,79 persen), impor *bahan baku/penolong* sebesar USD24.594,2 juta (76,21 persen), dan impor *barang modal* sebesar USD5.166,4 juta (16,00 persen). Jika dibandingkan Mei 2008, maka nilai impor semua golongan barang periode yang sama 2009 mengalami penurunan yang cukup tinggi. Penurunan tertinggi terjadi pada kelompok bahan baku/penolong yaitu sebesar 43,06 persen. Sementara itu, impor kelompok barang konsumsi dan barang modal menurun masing-masing sebesar 33,89 persen dan 5,25 persen.

**GRAFIK 5. PERSENTASE NILAI IMPOR INDONESIA
MENURUT GOLONGAN PENGGUNAAN BARANG
JANUARI-MEI 2008 DAN 2009**



Dilihat dari peranannya selama Januari-Mei periode 2005-2009, rata-rata peranan tertinggi diberikan oleh impor bahan baku/penolong yaitu 76,21 persen, diikuti oleh rata-rata impor barang modal sebesar 16,00 persen dan rata-rata impor bahan konsumsi sebesar 7,79 persen. Sementara itu, peran barang konsumsi yang tertinggi dicapai di tahun 2007 yaitu sebesar 9,70 persen. Golongan bahan baku/penolong memberikan peranan tertinggi di tahun 2008 sebesar 78,79 persen, sedangkan golongan barang modal peran tertingginya dicapai pada tahun 2009 sebesar 21,85 persen.

Jika dibandingkan dengan periode yang sama tahun sebelumnya, peranan nilai impor *barang konsumsi* dan *barang modal* terhadap keseluruhan nilai impor pada Januari-Mei 2009 mengalami peningkatan masing-masing dari 6,67 persen menjadi 6,99 persen (naik 0,32 poin) dan dari 14,54 persen menjadi 21,85 persen (naik 7,31 poin). Sebaliknya impor *bahan baku/penolong* menurun dari 78,79 persen menjadi 71,16 persen (turun 7,63 poin).

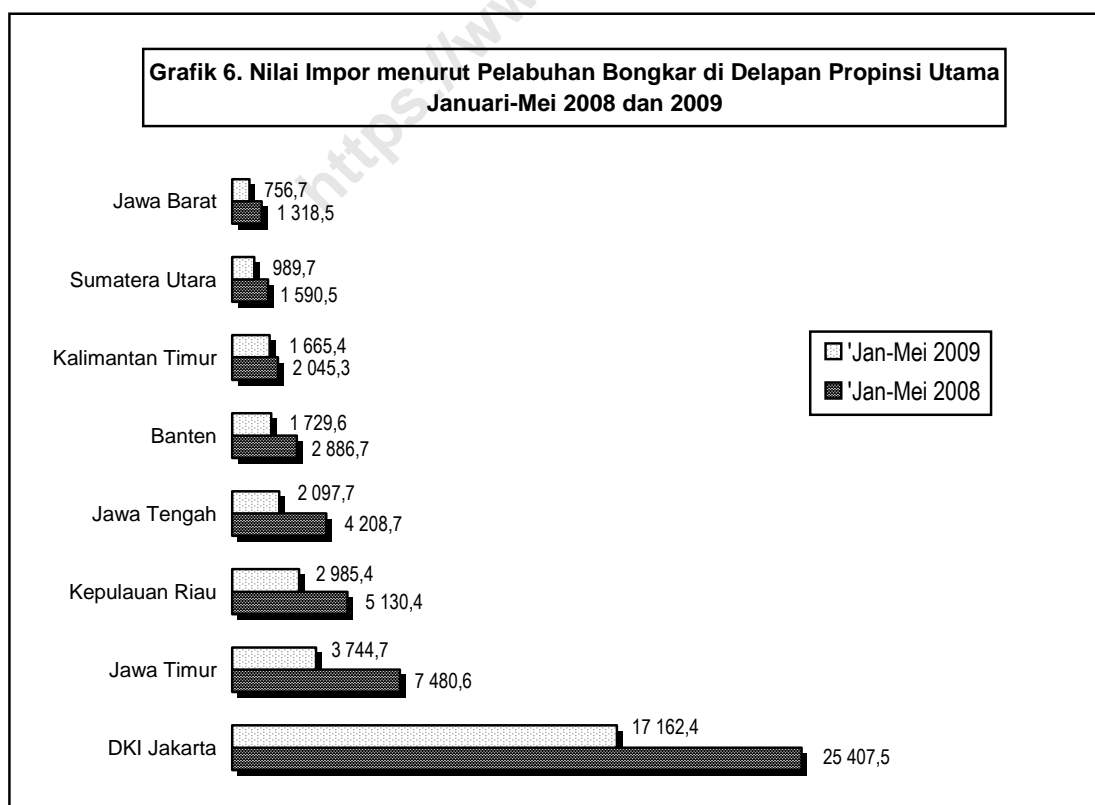
Menurut golongan barang SITC (Standard International Trade Classification) 1 dijit, kelompok barang utama impor selama Januari-Mei 2009 adalah kelompok *mesin dan alat angkutan* dengan nilai sebesar USD12.684,8 juta dan memberikan peran sebesar 37,93 persen dari total impor Indonesia Januari-Mei 2009. Dilihat dari nilainya, maka nilai impor kelompok ini menurun sebesar 23,35 persen jika dibandingkan bulan yang sama tahun sebelumnya. Namun, dilihat dari peranan impor kelompok barang ini mengalami peningkatan sebesar 6,73 poin yaitu dari 31,20 persen menjadi 37,93 persen.

TABEL 5. IMPOR MENURUT SITC-1 DIJIT
JANUARI-MEI 2008 DAN 2009

SITC	Jan-Mei 2008		Jan-Mei 2009		Perubahan Jan-Mei'09 thd Jan-Mei'08 (%)
	Nilai (Juta USD)	Peranan (%)	Nilai (Juta USD)	Peranan (%)	
0 Bahan Makanan dan Binatang Hidup	3 481,3	6,56	2 503,2	7,48	-28,10
1 Minuman dan Tembakau	208,6	0,39	149,9	0,45	-28,14
2 Bahan Baku dan Hasil Tambang	3 001,2	5,66	1 686,9	5,04	-43,79
3 Minyak dan Bahan Bakar Mineral	13 197,5	24,88	6 007,2	17,96	-54,48
4 Minyak Nabati dan Hewani	57,8	0,11	42,0	0,13	-27,34
5 Bahan Kimia dan produknya	6 589,4	12,43	4 043,9	12,09	-38,63
6 Barang-barang Buatan Pabrik	8 464,0	15,96	5 158,4	15,43	-39,05
7 Mesin dan Alat Angkutan	16 549,6	31,20	12 684,8	37,93	-23,35
8&9 Lainnya	1 489,1	2,81	1 165,5	3,49	-21,73
Total Impor	53 038,5	100,00	33 441,8	100,00	-36,95

Impor kelompok barang SITC 1 dijit yang terbesar berikutnya adalah *minyak dan bahan bakar mineral* dengan nilai USD6.007,2 juta dengan peran sebesar 17,96 persen, diikuti oleh *barang-barang buatan pabrik* sebesar USD5.158,4 juta (15,43 persen). Selanjutnya yaitu *bahan kimia dan produknya* sebesar USD4.043,9 juta (12,09 persen), *bahan makanan dan binatang hidup* sebesar USD2.503,2 juta (7,48 persen), *bahan baku dan hasil tambang* sebesar USD1.686,9 juta (5,04 persen), *kelompok barang lainnya* sebesar USD1.165,5 juta (3,49 persen), *minuman dan tembakau* sebesar USD149,9 juta (0,45 persen), dan *minyak nabati dan hewani* sebesar USD42,0 juta (0,13 persen).

Selama Januari-Mei 2009, pelabuhan di DKI Jakarta membongkar barang impor terbesar dibanding dengan pelabuhan di propinsi lain, yaitu sebesar USD17.162,4 juta atau 51,32 persen dari total impor Indonesia. Propinsi dengan impor terbesar kedua adalah Jawa Timur yang mencapai USD3.744,7 juta (11,20 persen), diikuti Kepulauan Riau USD2.985,4 juta (8,93 persen), Jawa Tengah USD2.097,7 juta (6,27 persen), dan Banten USD1.729,6 juta (5,17 persen). Kemudian nilai impor yang masuk melalui propinsi Kalimantan Timur, Sumatera Utara, dan Jawa Barat masing-masing sebesar USD1.665,4 juta, USD989,7 juta, dan USD756,7 juta. Sementara nilai impor ke propinsi lainnya masih berada di bawah USD600 juta.



Dibandingkan periode yang sama tahun 2008, seluruh propinsi utama diatas mengalami perubahan negatif. Hanya propinsi Jawa Tengah yang mengalami penurunan diatas 50 persen yaitu sebesar 50,16 persen. Enam propinsi berikutnya menurun antara 50,00 persen dan 25,00 persen yaitu Jawa Timur sebesar 49,94 persen, Jawa Barat 42,61 persen, Kepulauan Riau 41,81 persen, Banten 40,08 persen, Sumatera Utara 37,77 persen, dan DKI Jakarta 32,45 persen. Sementara itu, propinsi Kalimantan Timur menurun dibawah 25,00 persen yaitu sebesar 18,57 persen.

TABEL 6. NILAI DAN PERANAN IMPOR MENURUT PROPINSI¹⁾
JANUARI-MEI 2008 DAN 2009

Propinsi	Jan-Mei 2008		Jan-Mei 2009		Perubahan Jan-Mei'09 thd Jan-Mei'08 (%)
	Nilai (Juta USD)	Peranan (%)	Nilai (Juta USD)	Peranan (%)	
Nangroe Aceh Darussalam	16,3	0,03	22,0	0,07	34,97
Sumatera Utara	1 590,5	3,00	989,7	2,96	-37,77
Sumatera Barat	148,6	0,28	116,1	0,35	-21,87
Riau	799,3	1,51	314,0	0,94	-60,72
Jambi	62,2	0,12	43,8	0,13	-29,58
Sumatera Selatan	72,7	0,14	66,2	0,20	-8,94
Bengkulu	1,2	0,00	2,4	0,01	100,00
Lampung	389,0	0,73	565,0	1,69	45,24
Bangka Belitung	17,4	0,03	17,3	0,05	-0,57
Kepulauan Riau	5 130,4	9,67	2 985,4	8,93	-41,81
DKI Jakarta	25 407,5	47,90	17 162,4	51,32	-32,45
Jawa Barat	1 318,5	2,49	756,7	2,26	-42,61
Jawa Tengah	4 208,7	7,94	2 097,7	6,27	-50,16
D I Yogyakarta	0,3	0,00	0,4	0,00	33,33
Jawa Timur	7 480,6	14,10	3 744,7	11,20	-49,94
Banten	2 886,7	5,44	1 729,6	5,17	-40,08
B A L I	314,9	0,59	168,5	0,50	-46,49
Nusa Tenggara Barat	100,7	0,19	73,1	0,22	-27,41
Nusa Tenggara Timur	0,9	0,00	0,0	0,00	-100,00
Kalimantan Barat	42,8	0,08	29,1	0,09	-32,01
Kalimantan Tengah	11,7	0,02	10,1	0,03	-13,68
Kalimantan Selatan	73,5	0,14	328,0	0,98	346,26
Kalimantan Timur	2 045,3	3,86	1 665,4	4,98	-18,57
Sulawesi Utara	2,6	0,01	0,6	0,00	-76,92
Sulawesi Tengah	1,0	0,00	0,0	0,00	-100,00
Sulawesi Selatan	301,3	0,57	211,5	0,63	-29,80
Sulawesi Tenggara	0,0	0,00	7,7	0,02	---
Gorontalo	0,0	0,00	0,0	0,00	---
Maluku	32,8	0,06	31,2	0,09	-4,88
Irian Jaya Barat	0,4	0,00	0,0	0,00	-100,00
Papua	580,7	1,10	303,2	0,91	-47,79
TOTAL IMPOR	53 038,5	100,00	33 441,8	100,00	-36,95

Keterangan : ¹⁾ = melalui pelabuhan bongkar yang terdapat di propinsi

I-1. IMPOR MENURUT GOLONGAN BARANG HS / IMPORT BY HS COMMODITY GROUPS
A. MENURUT 21 GOLONGAN BARANG (HS) / BY 21 HS COMMODITY GROUP
***** MEI / MAY 2009 *****

HS	Uraian golongan barang Group description	Berat bersih / Net weight (Kg)		Nilai / Value C.I.F (U S \$)	
		Bulan ini Current month	Kumulatif Cum. Jan. to date	Bulan ini Current month	Kumulatif Cum. Jan. to date
I	Live animals; animal product	65 891 299	309 874 164	122 675 175	591 506 398
II	Vegetable products	857 795 082	3 203 768 880	320 405 544	1 390 296 048
III	Fats, oils, waxes of animal/vegetable	5 463 382	33 714 182	9 418 694	45 524 802
IV	Foodstuffs,beverages,spirits and tobacco	445 813 828	1 744 204 153	245 367 270	1 050 744 714
IX	Wood and its articles,plaiting materials	39 215 520	173 139 386	18 537 375	92 185 225
V	Mineral products	3 900 425 470	16 669 455 675	1 638 314 891	6 353 104 315
VI	Prod. of chemical or allied industries	768 154 197	3 220 866 162	741 271 103	3 201 472 515
VII	Plastics, rubber and articles there of	180 115 081	793 236 439	325 597 632	1 450 025 492
VIII	Raw hides, skins, leather and articles	5 119 070	22 375 750	12 746 517	57 529 741
X	Pulp, paper and articles there of	301 988 739	1 491 491 611	133 961 174	623 823 325
XI	Textiles & textile articles	121 514 894	478 390 525	368 798 870	1 652 282 011
XII	Footwear, umbrellas, artificial flowers	3 311 958	13 085 014	12 746 528	57 529 249
XIII	Cement, plaster, glass, ceramic products	36 053 236	185 123 076	27 071 677	157 422 641
XIV	Pearls & precious/semiprecious stones	336 804	1 351 069	4 293 426	25 091 463
XIX	Arms and amunition; parts & accesories	4 161	42 833	93 374	5 986 229
XV	Base metals and articles there of	528 180 653	2 426 543 013	674 090 677	3 241 303 645
XVI	Machinery,electric,electronic equipments	176 045 607	819 803 831	1 970 870 162	9 632 287 389
XVII	Vechiles, aircraft, and vessels	113 203 810	448 511 406	854 436 129	3 115 127 737
XVIII	Optical,photographic,musical instruments	4 786 507	23 802 333	98 547 090	439 004 883
XX	Miscellaneous manufactures articles.	14 284 159	54 585 222	48 826 807	188 656 951
XXI	Works of art,antiques special provisions	48 504	316 564	734 437	1 116 517
TOTAL IMPORT		7 567 751 961	32 113 681 288	7 641 286 552	33 441 790 290

I-1. IMPOR MENURUT GOLONGAN BARANG (HS) / IMPORT BY HS COMMODITY GROUPS
B. MENURUT GOLONGAN BARANG 2 DIJIT HS / BY COMMODITY 2 DIGITS HS
***** MEI / MAY 2009 *****

HS	Uraian golongan barang Group description	Berat bersih / Net weight (Kg)		Nilai / Value C.I.F (U S \$)	
		Bulan ini Current month	Kumulatif Cum. Jan. to date	Bulan ini Current month	Kumulatif Cum. Jan. to date
01	Live animals	19 518 970	87 280 351	36 374 474	168 695 998
02	Meat and edible meat offal	7 366 319	42 721 684	16 781 568	97 412 976
03	Fish and crustaceans	14 338 684	68 552 410	14 145 164	59 352 251
04	Dairy products, bird's eggs, natural honey	23 666 067	108 113 811	53 065 791	258 984 397
05	Products of animal origin	1 001 259	3 205 908	2 308 178	7 060 776
06	Live trees and other plants	39 987	254 199	74 258	479 660
07	Edible vegetables and certain roots and tubers	54 508 553	305 863 873	23 719 376	130 225 794
08	Edible fruits and nuts	50 604 202	275 324 808	48 455 299	254 185 234
09	Coffee, tea, mate, and spices	3 649 189	18 877 386	3 987 404	20 717 146
10	Cereals	566 364 236	1 685 871 216	153 536 419	521 773 947
11	Products of the milling industry; malt, starches	77 297 580	277 002 057	27 551 798	106 510 277
12	Oil seeds and oleaginous fruits; grains,seed, and fruits	104 546 589	637 337 032	59 846 661	341 624 516
13	Lac; gums; resins and other vegetable saps and extracts	3 367 383	3 122 759	3 213 728	14 618 978
14	Vegetable plaiting materials; vegetable products	23 363	115 550	20 601	160 496
15	Animal or vegetable oils/fats and their cleavage products	5 463 382	33 714 182	9 418 694	45 524 802
16	Preparations of meat/fish/crustaceans/molluscs or other aquatic	468 236	1 830 846	956 154	4 754 868
17	Sugar and sugar confectionery	140 700 427	396 567 040	45 848 383	138 347 143
18	Cocoa and cocoa preparations	3 451 329	22 131 433	9 173 836	55 497 453
19	Preparations of cereals, flour, starch or milk; pastrycooks' products	3 859 428	15 598 365	7 242 247	33 307 753
20	Preparations of vegetables, fruits, nuts or other part of plants	3 132 999	19 390 784	3 800 953	25 024 169
21	Miscellaneous edible preparations	8 694 427	40 395 752	27 374 445	136 283 728
22	Beverages, spirit, and vinegar	7 359 665	30 138 919	5 332 661	19 431 717
23	Residues and waste from the food industries	274 779 706	1 196 996 268	126 014 731	507 315 445
24	Tobacco and manufactured tobacco substitutes	3 367 611	21 154 746	19 623 860	130 782 438
25	Salts; sulphur; earths and stone; plastering materials, lime and	451 152 656	2 481 684 550	68 007 001	252 842 506
26	Ores, slag, and ash	1 996 141	335 868 256	1 668 593	82 420 635
27	Mineral fuels, mineral oils and products of their distillation	3 447 276 673	13 851 902 869	1 568 639 297	6 017 841 174
28	Inorganic chemicals	209 015 596	912 989 509	81 614 394	357 212 762
29	Organic chemicals	309 722 404	1 387 563 322	339 092 089	1 380 133 245
30	Pharmaceutical products	2 051 450	7 279 073	35 934 061	154 096 200
31	Fertilizers	156 277 000	506 060 915	51 319 426	221 650 481
32	Tanning or dyeing extracts	20 639 427	96 552 650	54 973 941	240 481 560
33	Essential oils and resinoids; perfumery, cosmetic or toilet preparatio	6 097 875	31 950 762	38 931 923	196 823 493
34	Soap, organic surfasce-active agents, washing, and lubricating	11 852 736	49 143 549	25 892 710	107 249 775
35	Albuminoidal substances; modified starches; glues; enzymes	11 611 059	60 169 615	18 037 897	92 573 602
36	Explosives; pyrotechnic products; matches; certain combustible	2 043 028	4 957 393	2 712 302	16 656 065
37	Photographic and cinematographic goods	1 282 055	5 064 933	5 929 989	26 286 707
38	Miscellaneous chemical products	37 561 567	159 134 441	86 832 371	408 308 625
39	Plastics and articles thereof	151 393 855	672 355 829	245 533 649	1 064 369 298
40	Rubber and articles thereof	28 721 226	120 880 610	80 063 983	385 656 194

I-1. IMPOR MENURUT GOLONGAN BARANG (HS) / IMPORT BY HS COMMODITY GROUPS
B. MENURUT GOLONGAN BARANG 2 DIJIT HS / BY COMMODITY 2 DIGITS HS
***** MEI / MAY 2009 *****

H S	Uraian golongan barang Group description	Berat bersih / Net weight (Kg)		Nilai / Value C.I.F (U S \$)	
		Bulan ini Current month	Kumulatif Cum. Jan. to date	Bulan ini Current month	Kumulatif Cum. Jan. to date
41	Raw hides, skins, and leather	3 433 587	16 674 535	18 319 799	99 239 745
42	Articles of leather; saddlery and harness; travel goods and similar co	1 667 036	5 657 499	6 824 665	27 829 250
43	Furskins and artificial fur; manufactures thereof	18 447	43 716	84 053	229 746
44	Wood and articles of wood; wood charcoal	39 065 068	172 745 033	18 157 438	91 114 626
45	Cork and articles of cork	29 799	147 086	88 732	462 679
46	Manufactured of straw or other plaiting materials; basketware and	120 653	247 267	291 205	607 920
47	Pulp of wood or of other fibrous cellulosic material; recovered paper/	264 828 643	1 261 311 337	67 326 908	301 994 087
48	Paper and paperboard; articles of paper pulp or of paper/paperboard	36 083 461	227 027 810	61 922 222	299 602 740
49	Printed books, newspapers, pictures, and other products of printing	1 076 635	3 152 464	4 712 044	22 226 498
50	Silk	71 486	475 828	540 064	3 363 946
51	Wool, fine or coarse animal hair; horse hair yarn, woven fabrics of pa	375 441	1 493 997	6 207 428	18 167 578
52	Cotton	66 588 610	240 694 444	136 146 312	564 582 093
53	Other vegetable textile fibres; paper yarns and woven fabrics of	839 508	5 729 508	1 163 072	13 485 626
54	Man-made filaments	12 802 947	49 473 483	55 151 720	243 323 854
55	Man-made staple fibres	17 212 845	79 164 147	44 266 423	215 932 289
56	Wadding, felt, and non-wovens	3 689 193	17 644 926	11 904 192	57 566 798
57	Carpets and other textile floor coverings	913 079	2 998 021	1 631 991	6 730 186
58	Special woven fabrics; tufted textile fabrics; lace; tapestries; embro	1 126 830	6 746 002	12 718 392	82 720 185
59	Impregnated, coated, covered or laminated textile fabrics	4 467 722	21 612 794	20 319 122	96 552 289
60	Knitted or crocheted fabrics	7 843 456	33 480 099	56 721 490	256 864 833
61	Articles of apparel and clothing accessories, knitted or crocheted	1 996 215	6 082 128	11 229 233	39 618 131
62	Articles of apparel and clothing accessories, not knitted or crocheted	2 159 070	6 380 358	8 165 178	39 335 125
63	Other made up textile articles; sets; worn clothing and worn textile a	1 428 492	6 414 790	2 634 253	14 039 078
64	Footwear, gaiters, and the like; parts of such articles	2 940 883	11 131 514	11 605 309	51 782 795
65	Headgear and parts thereof	86 572	507 460	688 318	2 907 949
66	Umbrellas, walking sticks, seat-sticks, whips, riding crops and parts	165 909	1 121 994	202 629	1 338 100
67	Prepared feathers and articles; artificial flowers; articles of human	118 594	324 046	250 272	1 500 405
68	Articles of stone, plaster, cement, asbestos, mica or similar material	9 253 278	44 717 951	7 760 296	38 218 515
69	Ceramic products	14 270 018	75 306 781	7 691 869	61 447 583
70	Glass and glassware	12 529 940	65 098 344	11 619 512	57 756 543
71	Natural and cultured pearls, precious/semi precious stones, and	336 804	1 351 069	4 293 426	25 091 463
72	Iron and steel	375 170 600	1 661 945 475	285 684 150	1 329 448 946
73	Articles of iron and steel	85 993 976	493 884 112	207 818 305	1 195 564 233
74	Cooper and articles thereof	12 527 267	36 210 737	55 384 915	154 171 847
75	Nickel and articles thereof	175 698	741 582	1 589 970	7 803 198
76	Aluminium and articles thereof	25 223 976	106 225 835	54 575 490	237 361 285
78	Lead and articles thereof	3 276 529	21 782 510	4 821 319	27 966 827
79	Zinc and articles thereof	10 936 184	41 884 116	14 216 378	56 442 533
80	Tin and articles thereof	94 378	923 514	801 947	4 021 165
81	Other base metal; cermets; and articles thereof	338 506	925 048	5 429 935	11 012 407
82	Tools, implements, cutlery, spoon and forks, of base metal and parts	3 960 718	16 249 370	17 226 862	96 453 254
83	Miscellaneous articles of base metal	10 482 821	45 770 714	26 541 406	121 057 950
84	Nuclear reactors, boilers, machinery and mechanical appliances;	126 154 037	587 013 383	1 103 015 030	5 625 587 295
85	Electrical machinery and equipments; sound recorders/reproducers,	49 891 570	232 790 448	867 855 132	4 006 700 094
86	Railway and tramway locomotive, mechanical traffic, and all kinds	473 128	2 542 396	2 967 940	16 889 055
87	Vehicles other than railway/tramway, and parts and accessories	27 513 400	129 463 123	203 737 636	994 266 846
88	Aircraft and its components	1 519 744	3 610 058	522 848 214	1 353 648 715
89	Ships, boat, and floating structures	74 773 523	273 931 415	56 377 327	483 886 045
90	Optical, photographic, cinematographic, measuring, checking,	3 797 905	18 523 223	85 683 622	388 531 804
91	Clocks and watches and parts thereof	294 891	1 399 984	2 303 632	9 480 309
92	Musical instruments; parts and accessories of such articles	693 711	3 879 126	10 559 836	40 992 770
93	Arms and ammunition; parts and accessories thereof	4 161	42 833	93 374	5 986 229
94	Furnitures, bedding, mattress supports, cushions and stuffed	6 607 321	25 297 376	18 172 448	70 985 972
95	Toys, games and sports requisites; parts and accessories thereof	3 047 514	12 058 306	10 623 253	34 595 448
96	Miscellaneous manufactured articles	4 629 324	17 229 540	20 031 106	83 075 531
97	Works of arts, collectors' piece and antiques	48 504	316 564	734 437	1 116 517
98	Vehicles in ckd and their components	8 924 015	38 964 414	68 505 012	266 437 076
TOTAL IMPORT		7 567 751 961	32 113 681 288	7 641 286 552	33 441 790 290

I-1. IMPOR MENURUT GOLONGAN BARANG (HS) / IMPORT BY HS COMMODITY GROUPS
C. MENURUT 40 GOLONGAN BARANG (HS) TERBESAR / BY BIG 40 COMMODITIES (HS)
***** MEI / MAY 2009 *****

H S	Uraian golongan barang Group description	Berat bersih / Net weight (Kg)		Nilai / Value C.I.F (U S \$)	
		Bulan ini Current month	Kumulatif Cum. Jan. to date	Bulan ini Current month	Kumulatif Cum. Jan. to date
2709001000	Crude Petroleum Oil	1.695.714.697	5.777.958.078	701.584.560	2.213.341.091
2710111200	Motor Spirit, Premium Unleaded	531.022.513	3.099.993.890	298.006.081	1.517.944.975
8802401000	Aeroplanes Of An Unladen Weight > 15,000 Kg	1.420.965	3.306.968	501.062.842	1.276.079.011
2710197100	High Speed Diesel Fuel	630.877.934	2.435.020.751	294.845.755	1.095.558.913
8517120000	Telephones For Cellular Networks/for Other Wireless Networks	677.984	2.789.616	137.109.166	529.956.993
1001901900	Other Wheat, For Human Consumption	514.798.696	1.505.407.128	136.775.929	456.321.986
2304000000	Oil-cake&other Solid Residues,in Pellet Form, From The Extract Of Soyabean Oil	187.398.140	825.305.043	79.061.639	317.539.062
5201000000	Cotton, Not Carded/combed.	55.375.898	196.892.988	71.877.450	271.935.378
1201009000	Other Soya Beans, Whether Or Not Broken	86.663.428	539.653.403	41.820.775	246.465.194
2902430000	P-xylene	65.268.785	267.749.681	67.450.352	211.999.853
8529904000	Parts Of Digital Cameras/video Camera Recorders With App Of Hd 85.25 To	91.809	1.496.048	11.674.793	209.834.925
2710117000	Naphtha, Reformate Or Preparations For Preparing Spirits	190.066.168	503.149.499	87.277.823	206.549.679
8542390000	Other Electronic Integrated Circuits	195.247	692.493	53.777.222	179.039.410
8517709900	Other Parts In Subheading 85.17.70	268.841	2.973.063	50.818.963	177.741.070
8704102200	Damper Designed For Off Highway, > 24 T Not Ckd	1.599.375	15.928.239	14.871.831	175.252.840
0102901000	Live Oxen, Other Than Pure-bred Breeding Animals	19.373.595	86.873.400	36.164.490	167.973.634
2901210000	Ethylene	59.572.685	269.578.444	38.714.808	164.074.564
8411990000	Oth Parts Of Gas Turbines	89.533	1.724.454	4.565.156	158.122.202
8471302000	Laptop Incl Notebooks	432.627	1.737.164	32.239.479	157.550.393
7308909000	Other Structures And Parts Of Structures Of Iron Or Steel	10.753.762	52.650.092	22.087.510	151.828.685
2710111600	Other Motor Spirit, Unleaded	50.109.080	268.501.375	27.226.019	147.894.893
8473309000	Parts & Access Ofother Machines Of Heading 84.71	1.213.587	5.032.192	30.796.548	143.719.795
2710197900	Other Fuel Oils	102.294.615	445.524.997	34.137.676	142.794.473
2711120000	Liquid Propane	45.021.440	298.069.074	17.911.972	135.642.614
8431430000	Parts Of Boring/sinking Mach Of Subhead 8430.41/8430.49	1.893.531	7.970.186	28.635.839	126.583.989
8901902600	Other Vessels, Motorised Of Gross Tonnage > 5000 Ton	31.466.000	80.152.000	9.925.000	124.499.686
0805200000	Mandarin (incl. Tangerines & Satsumas), & Similar Citrus Hybrids, Fresh Or	15.098.816	135.973.516	13.510.740	121.179.119
8517625300	Other Transmission Apparatus For Radio- Telephony/radio-telegraphy	86.422	494.278	16.924.565	116.650.736
2711130000	Liquid Butanes	43.163.192	252.655.442	18.033.620	112.309.358
8443910000	Part & Accessori Of Print Machinery Used For Print By Component Of Head	387.454	1.494.177	31.955.199	111.125.714
8542900000	Parts Of Electronic Integrated Circuits	123.827	689.186	22.716.039	104.138.895
7304190000	Oth.tube.pipe&hollow Profile,seamless, Line Pipe Of A Kind Use For Oil/gas Pipe	13.024.802	62.207.919	20.239.763	102.194.214
8429520000	Mach With A 360,revolving Super Struct, Mech Shovels,excavators And Shove	1.234.648	15.308.579	6.934.598	101.886.916
8404101090	Oth Auxiliary Plant For Use With Boilers Of Heading 84.02	840.944	29.097.639	3.189.701	101.030.821
7207121000	Slabs Of Iron/non Alloy, Cont.< 0,25% Of Carbon, Other Than Square	39.999.169	226.008.150	15.317.879	98.077.726
3902102000	Polypropylene In Granule Form	23.564.960	104.377.316	23.819.909	96.030.421
7220909000	Hoop & Strip Of Stainless Steel, Not Cold Rolled, Width > 400mm	9.046.122	50.273.115	16.750.793	95.485.181
2901220000	Propene (propylene)	25.039.245	141.355.051	19.669.291	95.482.340
8431499000	Oth Parts Of Machinery Of Heading 84.26, 84.29/84.30	2.184.000	12.620.583	21.128.896	92.654.673
3302900000	Oth Prep Based On Odoriferous Substances For The Manufacture Of Beverages	1.473.632	7.393.639	18.356.522	91.016.298

I-2 IMPOR MENURUT GOLONGAN BARANG SITC / IMPORT BY SITC COMMODITY GROUPS
***** MEI / MAY 2009 *****

SITC	Uraian golongan barang <i>Group description</i>	Berat bersih / <i>Net weight (Kg)</i>		Nilai / <i>Value C.I.F. (US \$)</i>	
		Bulan ini	Kumulatif	Bulan ini	Kumulatif
		<i>Current month</i>	<i>Cum. Jan. to date</i>	<i>Current month</i>	<i>Cum. Jan. to date</i>
A. By Commodity 1 digit SITC					
0	Bahan makanan dan binatang hidup	1.238.997.104	4.515.103.907	593.575.426	2.503.241.697
1	Minuman dan tembakau	10.655.473	51.058.705	24.876.522	149.901.149
2	Bahan mentah	955.740.373	4.899.404.678	365.839.377	1.686.931.333
3	Bahan bakar, bahan penyemir, dsb	3.441.869.688	13.830.235.942	1.566.505.743	6.007.165.809
4	Minyak/lemak nabati dan hewan	5.333.408	32.387.238	8.762.261	42.029.895
5	Bahan kimia	873.552.539	3.690.309.855	938.822.730	4.043.918.227
6	Hasil industri menurut bahan	705.700.661	3.639.430.387	1.061.654.858	5.158.383.277
7	Mesin dan alat pengangkutan	289.932.263	1.268.412.438	2.814.387.751	12.684.751.177
8	Hasil industri lainnya	45.957.228	187.287.270	265.057.422	1.157.319.882
9	Barang dan transaksi khusus lainnya	13.224	50.868	1.804.462	8.147.844
	TOTAL IMPORT	7.567.751.961	32.113.681.288	7.641.286.552	33.441.790.290
B. By Commodity 2 digit SITC					
00	Live animal for food	19.518.970	87.280.351	36.374.474	168.695.998
01	Meat and meat preparations	7.566.438	43.489.629	17.231.476	99.031.574
02	Dairy product and eggs	22.599.566	106.386.154	51.983.501	257.091.504
03	Fish, crustaceans, molluscs and their preparations	14.589.717	69.585.757	14.625.054	62.448.965
04	Cereals and cereal preparations	631.537.801	1.918.847.214	178.809.942	619.803.058
05	Fruits and vegetables	108.528.745	602.487.118	76.527.412	412.228.908
06	Sugar, sugar preparations, and honey	141.910.526	398.847.626	47.458.503	142.068.262
07	Coffee, tea, cocoa, and spices	7.565.390	42.670.063	16.434.104	90.522.996
08	Feeding stuff for animals	274.779.706	1.197.051.583	126.014.731	507.337.444
09	Miscellaneous food preparations	10.400.245	48.458.412	28.116.229	144.012.988
11	Beverages	7.287.862	29.903.959	5.252.662	19.118.711
12	Tobacco and tobacco manufactured	3.367.611	21.154.746	19.623.860	130.782.438
21	Hides, skins and furskins	1.374.265	5.534.118	882.943	3.683.744
22	Oil seeds, nuts, and kernels	104.069.837	635.266.732	58.060.284	335.289.758
23	Crude rubber	16.773.432	66.666.249	25.062.218	108.267.196
24	Wood, lumber, and cork	14.381.009	76.073.344	7.540.832	46.377.089
25	Pulp and waste paper	264.828.643	1.261.311.337	67.326.908	301.994.087
26	Textile fibres and their waste	69.814.688	266.423.343	103.972.210	433.012.060
27	Crude fertilizers and crude minerals	374.109.426	1.837.487.980	65.256.701	229.982.253
28	Metalliferous ores and metal scraps	108.113.373	742.008.144	30.371.822	199.805.306
29	Crude animals and vegetable materials, nes	2.275.700	8.633.431	7.365.459	28.519.840
32	Coal, coke, and briquettes	15.242.159	66.228.284	3.525.277	20.142.784
33	Petroleum and petroleum products	3.338.397.967	13.160.781.461	1.526.947.009	5.712.261.768
34	Gas; natural and manufactured	88.229.562	603.226.197	36.033.457	274.761.257
41	Animal oils and fats	294.355	831.302	1.229.869	4.187.069
42	Fixed vegetable oils/fats	2.130.580	18.001.222	3.289.075	17.221.703
43	Animal vegetable oils/fats	2.908.473	13.554.714	4.243.317	20.621.123
51	Organic chemicals	312.616.264	1.396.248.931	324.726.751	1.313.909.703
52	Inorganic chemicals	163.163.480	726.840.620	70.397.683	303.811.972
53	Dyeing, tanning, and colouring materials	21.015.657	98.237.974	55.269.649	243.043.680
54	Medical and pharmaceutical products	2.810.957	10.935.549	55.858.260	240.476.325
55	Essential oils and perfumery materials	12.990.237	60.101.320	53.254.535	257.750.867
56	Manufactured fertilizers	155.870.993	502.092.678	50.924.836	219.664.145
57	Plastics in primary forms	123.652.012	550.777.186	173.573.578	744.206.005
58	Plastics in non-primary forms	16.727.469	73.381.696	38.203.189	169.813.888
59	Chemical materials and its products, nes	64.705.470	271.693.901	116.614.249	551.241.642
61	Leather, leather med, nes	2.092.046	11.330.250	17.677.440	97.035.800
62	Rubber manufactured, nes	11.747.289	53.327.170	53.974.151	272.460.098
63	Wood and cork manufactured	24.713.858	96.818.775	10.705.338	45.200.216
64	Paper, paperboard, and manufactured thereof	35.561.334	224.404.145	55.403.860	267.699.608
65	Textile yarns, fabrics, and their products	47.960.627	201.697.974	245.988.035	1.143.788.069
66	Non metallic minerals manufactured	118.534.720	858.425.097	31.787.383	191.810.185
67	Iron and steel	359.316.796	1.730.596.029	368.046.667	1.898.186.750
68	Non ferrous metals	47.328.932	187.715.580	119.623.370	442.561.761
69	Manufactured of metal, nes	58.445.059	275.115.367	158.448.614	799.640.790
71	Power generating machine and equipments	35.757.318	163.606.010	293.984.422	1.472.514.482
72	Machinery specialized for particular industry	28.294.712	159.895.815	262.130.553	1.485.643.956
73	Metalworking machinery	5.102.060	24.464.595	40.613.961	235.512.611
74	General industrial machinery and equipments	56.393.928	237.455.745	424.271.808	1.986.015.104
75	Office machinery and automatic data processing	6.663.727	31.437.095	142.362.846	759.879.632
76	Telecommunication and reproducers apparatus	10.139.688	49.281.178	349.093.362	1.678.026.716
77	Electrical machinery and apparatus	34.968.622	156.371.713	454.329.474	1.978.455.785
78	Road vehicles	35.973.273	166.365.459	266.495.275	1.236.985.290
79	Other transportation equipments	76.638.935	279.534.828	581.106.050	1.851.717.601
81	Sanitary, plumbing, and fittings	3.769.607	16.577.688	13.309.718	62.113.266
82	Furniture	4.287.260	17.677.907	9.422.545	38.941.660
83	Traveling goods	1.557.019	5.179.554	6.306.032	24.547.633
84	Clothing	4.960.250	16.373.498	23.761.380	103.038.534
85	Footwear	2.940.883	11.131.514	11.605.309	51.782.795
87	Professional, scientific, and contractor instruments	3.384.676	16.221.579	61.291.934	273.430.476
88	Photographic apparatus, equipments and optics	2.030.975	8.736.927	20.831.507	104.527.943
89	Miscellaneous manufactured articles	23.026.558	95.388.603	118.528.997	498.937.575
96	Coin; not being legal tender	306	940	448	2.883
97	Gold; non monetary	12.918	49.928	1.804.014	8.144.961
	TOTAL IMPORT	7.567.751.961	32.113.681.288	7.641.286.552	33.441.790.290

I-2 IMPOR MENURUT GOLONGAN BARANG SITC / IMPORT BY SITC COMMODITY GROUPS
***** MEI / MAY 2009 *****

SITC	Uraian golongan barang <i>Group description</i>	Berat bersih/ <i>Net weight</i> (Kg)		Nilai/ <i>Value C.I.F</i> (US\$)	
		Bulan ini	Kumulatif	Bulan ini	Kumulatif
		<i>Current month</i>	<i>Cum.Jan.to date</i>	<i>Current month</i>	<i>Cum.Jan.to date</i>
C. By Commodity 3 digit SITC					
001	Live Animals Other Than Fish	19.518.970	87.280.351	36.374.474	168.695.998
011	Meat Of Bovine Animals Fresh, Chilled Or Frozen	4.022.506	23.349.921	10.700.883	63.696.379
012	Other Meat, Other Edible Meat Offal, Fresh, Chilled Or Frozen	3.338.865	19.352.291	6.052.741	33.592.301
016	Meat And Edible Meat Offal, Salted, Dried, Edible Flour Of Meat	4.948	19.472	27.944	124.296
017	Meat And Edible Meat Offal, Prepared Or Preserved	200.119	767.945	449.908	1.618.598
022	Milk,cream, And Milk Products Other Than Butter Or Cheese	20.292.372	95.835.337	44.323.831	218.215.695
023	Butter And Other Fats From Milk	670.898	4.042.916	1.937.995	12.996.385
024	Cheese And Curds	1.485.906	5.796.195	4.831.536	21.576.786
025	Eggs, Birds, And Egg Yolks; Fresh, Dried Or Otherwise Preserved	150.390	711.706	890.139	4.302.638
034	Fish, Fresh, Chilled Or Frozen	10.716.785	51.001.676	9.915.134	39.481.399
035	Fish, Dried Salted Or In Brine; Smoked Fish	1.866.751	8.673.692	1.425.276	6.905.204
036	Crustaceans, Molluscs, And Aquatic Invertebrates	1.755.148	8.877.042	2.804.754	12.965.648
037	Fish, Crustaceans, Molluscs, And Other Aquatic Invertebrates;	251.033	1.033.347	479.890	3.096.714
041	Wheat And Meslin, Unmilled	514.798.696	1.505.528.976	136.775.929	456.725.427
042	Rice	23.361.361	112.281.508	10.178.425	48.715.360
043	Barley, Unmilled	0	1.567	0	862
044	Maize, Unmilled	27.058.772	61.927.357	6.198.679	14.168.215
045	Cereals, Unmilled	1.145.407	6.131.808	383.386	2.164.083
046	Meal And Flour Of Wheat And Flour Of Meslin	60.990.945	205.181.731	20.658.321	74.341.619
047	Other Cereal Meals And Flours	609.794	3.118.977	214.905	1.236.042
048	Cereal Preparations And Preparations Of Flours/starches Of Fruit	3.572.826	24.675.290	4.400.297	22.451.450
054	Vegetables, Fresh, Chilled, Frozen Or Simply Preserved	54.069.422	303.456.170	22.758.970	124.744.299
056	Vegetables, Roots And Tubers, Prepared Or Preserved Nes	2.731.383	16.995.684	3.775.979	23.744.195
057	Fruit And Nut; Fresh Or Dried	50.575.007	274.947.886	48.428.243	253.584.306
058	Fruits, Preserved And Preparations	511.072	3.518.318	710.640	4.798.222
059	Fruit And Vegetable Juices	641.861	3.569.060	853.580	5.357.886
061	Sugar, Molasses, And Honey	141.466.011	397.101.337	46.188.529	136.986.543
062	Sugar Confectionery	444.515	1.746.289	1.269.974	5.081.719
071	Coffee And Coffee Substitutes	1.254.409	4.398.253	4.457.196	19.902.190
072	Cocoa	3.237.437	18.088.222	8.323.654	44.403.258
073	Chocolate And Other Food Preparations Containing Cocoa	213.892	4.043.211	850.182	11.094.195
074	Tea And Mate	581.969	2.843.937	1.236.567	6.475.088
075	Spices	2.277.683	13.296.440	1.566.505	8.648.265
081	Feeding Stuff For Animals	274.779.706	1.197.051.583	126.014.731	507.337.444
091	Margarine And Shortening	129.891	1.264.349	655.845	3.471.915
098	Edible Products And Preparations	10.270.354	47.194.063	27.460.384	140.541.073
111	Non-alcoholic Beverages, Nes	7.275.919	29.861.579	5.165.786	18.848.364
112	Alcoholic Beverages	11.943	42.380	86.876	270.347
121	Tobacco, Unmanufactured And Refused	2.841.974	17.132.387	15.576.846	101.261.331
122	Tobacco, Manufactured	525.637	4.022.359	4.047.014	29.521.107
211	Hides And Skins, Raw	1.365.704	5.508.456	871.049	3.644.029
212	Furskins, Raw	8.561	25.662	11.894	39.715
222	Oil Seeds Use For Extraction Ofsoft Fixed Vegetable Oils	103.887.660	633.164.602	57.425.423	330.064.926
223	Oil Seeds Use For Extraction Of Other Fixed Vegetable Oils	182.177	2.102.130	634.861	5.224.832
231	Natural Rubber Latex;natural Rubber And Similar Natural Gums	708.952	3.330.760	1.073.310	4.989.863
232	Synthetic Rubber Latex, Synthetic/reclaimed Rubber	16.064.480	63.335.489	23.988.908	103.277.333
244	Cork,natural,raw And Waste	1.053	13.331	11.617	85.719
245	Fuel Wood And Wood Charcoal	275.580	435.191	79.515	210.049
246	Wood In Chips Or Particles And Waste	128.450	688.375	47.313	261.663
247	Wood In The Rough Or Roughly Squared	2.373.436	12.764.209	804.762	4.693.680
248	Wood, simply Worked And Railway Sleeper Of Wood	11.602.490	62.172.238	6.597.625	41.125.978
251	Pulp And Waste Paper	264.828.643	1.261.311.337	67.326.908	301.994.087
261	Silk	46.871	300.130	291.097	2.142.571
263	Cotton	55.489.402	197.865.785	72.758.568	281.330.678
264	Jute And Other Textile Bast Fibres	148.119	1.373.641	76.510	721.470
265	Vegetable Textile Fibres,raw Or Processed;waste Of These Fibres	66.599	468.531	62.117	439.395
266	Synthetic Fibres Suitable For Spinning	10.189.519	45.322.866	16.277.898	72.350.904
267	Other Man-made Fibres Suitable For Spinning And Waste	3.732.033	20.363.434	13.936.057	72.730.513
268	Wool And Other Animal Hair	142.139	667.520	569.790	3.196.805
269	Old Clothing And Other Old Textile Articles; Rags	6	61.436	173	99.724
272	Fertilizers, Crude	106.530.530	265.807.688	36.034.731	78.622.055
273	Stone, Sand And Gravel	53.525.824	467.797.453	4.344.066	25.594.669
274	Sulphur And Unroasted Iron Pyrites	3.823.393	75.146.823	519.183	18.124.163
277	Natural Abrasives	652.969	6.547.918	304.825	2.503.232
278	Other Crude Minerals	209.576.710	1.022.188.098	24.053.896	105.138.134
281	Iron Ore And Concentrates	339.041	317.048.538	141.426	60.393.157
282	Waste And Scrap Metal Of Iron/steel	57.893.621	213.006.366	14.767.432	54.778.084
283	Copper Ores And Concentrates	3.835	10.010.894	26.994	14.396.416
284	Nickel Ores And Concentrates	668	1.291	2.060	5.297
285	Aluminium Ores And Concentrates	45.966.616	186.493.384	11.319.921	53.700.547
286	Ores And Concentrates Of Uraniumand Thorium	0	2	0	6
287	Ores And Concentrates Of Basemetals	1.540.047	7.303.145	1.402.291	7.204.952
288	Non-ferrous Base Metal Waste And Scraps	2.369.545	8.144.460	2.711.698	9.325.520
289	Ores And Concentrates Of Precious Metals; Waste,scraps	0	64	0	1.327
291	Crude Animal Materials	1.001.259	3.205.908	2.308.178	7.060.776
292	Crude Vegetable Materials	1.274.441	5.427.523	5.057.281	21.459.064
321	Coals, Pulverized Or Not	12.406.487	44.720.266	2.749.487	13.194.059

I-2 IMPOR MENURUT GOLONGAN BARANG SITC / IMPORT BY SITC COMMODITY GROUPS
***** MEI / MAY 2009 *****

SITC	Uraian golongan barang <i>Group description</i>	Berat bersih/ <i>Net weight</i> (Kg)		Nilai/ <i>Value C.I.F</i> (US\$)	
		Bulan ini	Kumulatif	Bulan ini	Kumulatif
		<i>Current month</i>	<i>Cum.Jan.to date</i>	<i>Current month</i>	<i>Cum.Jan.to date</i>
C. By Commodity 3 digit SITC					
322	Briquettes, Lignite And Peat	81.028	464.093	71.573	620.927
325	Coke And Semi Coke Of Coal/lignite/peat	2.754.644	21.043.925	704.217	6.327.798
333	Petroleum Oil, Crude	1.695.760.537	5.778.171.990	701.634.367	2.213.589.200
334	Petroleum Products, Refined	1.597.096.407	7.146.052.185	803.532.135	3.389.571.147
335	Residual Petroleum Products, And Related Materials	45.541.023	236.557.286	21.780.507	109.101.421
342	Liquefied Propane And Butane	88.184.632	550.724.516	35.945.592	247.951.972
343	Natural Gas, Liquefied Or Not	0	103	0	7.553
344	Petroleum Gases And Other Gas	44.828	52.501.081	86.963	26.795.209
345	Coal Gas, Water Gas And Similar Gas	102	497	902	6.523
411	Animal Oils And Fats	294.355	831.302	1.229.869	4.187.069
421	Fixed Vegetable Fats And Oils Soft,crude,refined Or Fractioned	1.651.576	7.381.397	2.167.549	9.322.817
422	Fixed Vegetable Fats And Oils Solid,crude,refined Or Fractioned	479.004	10.619.825	1.121.526	7.898.886
431	Animal And Vegetable Oil; Fat Processed And Their Wax	2.908.473	13.554.714	4.243.317	20.621.123
511	Hydrocarbon And Their Halogenated, Nitrated Derivatives	204.381.029	914.970.928	166.882.407	625.898.276
512	Alcohols,phenols,phenol-alcohols And Their Halogenated	46.836.368	226.583.519	35.244.631	161.522.697
513	Carboxylic Acids,and Their Anhydrides,halides,peroxides	23.077.947	115.688.437	30.143.352	143.305.672
514	Nitrogen-function Compounds	14.320.709	50.171.393	31.042.449	122.128.052
515	Organo-inorganic And Heterocyclic Compounds	11.540.227	46.089.054	43.254.679	187.540.065
516	Other Organic Chemicals	12.459.984	42.745.600	18.159.233	73.514.941
522	Inorganic Chemical Elements, Oxides And Halogen Salts	34.529.442	233.306.118	31.043.642	130.182.484
523	Metallicsalts And Peroxysalts	126.799.303	485.149.356	37.740.985	164.830.135
524	Other Inorganic Chemicals;chemical Compound Of Precious Metals	1.825.675	8.368.559	1.329.073	7.157.599
525	Radioactive And Associated Materials	9.060	16.587	283.983	1.641.754
531	Synthetic Organic; Colouring Matter	5.415.098	19.154.351	23.453.866	83.947.378
532	Dyeing/tanning Extracts And Synthetic Tanning Materials	794.758	3.698.818	1.139.628	5.306.927
533	Pigments, Paints, Varnishes, And Related Materials	14.805.801	75.384.805	30.676.155	153.789.375
541	Medicinal And Pharmaceutical Products	2.098.732	6.514.564	33.723.047	138.119.211
542	Medicaments, Including Veterinary Medicaments	712.225	4.420.985	22.135.213	102.357.114
551	Essential Oils, Perfumes, And Flavour Materials	1.861.342	9.677.219	22.014.744	108.515.449
553	Perfumery, Cosmetics, And Toilet Preparations	4.236.533	22.273.543	16.917.179	88.308.044
554	Soap,cleansing And Polishing Preparations	6.892.362	28.150.558	14.322.612	60.927.374
562	Fertilizers, Manufactured	155.870.993	502.092.678	50.924.836	219.664.145
571	Polymers Of Ethylene In Primary Forms	35.620.187	157.167.412	39.757.518	165.979.732
572	Polimers Of Styrene In Primary Forms	8.523.358	42.906.235	12.968.269	62.602.884
573	Polimers Of Vinyl Chloride In Primary Forms	3.098.955	18.338.068	4.208.118	21.062.562
574	Poliacetals And Polycarbons In Primary Forms	17.224.979	68.567.803	26.319.320	108.682.996
575	Other Plastics In Primary Forms	59.075.481	263.147.763	90.241.293	385.473.894
579	Waste And Scrap Of Plastics	109.052	649.905	79.060	403.937
581	Tubes, Pipes, And Hoses Of Plastics	659.496	4.791.497	3.080.520	20.489.029
582	Plates, Sheets, And Film Of Plastics	15.855.910	67.992.644	34.342.836	146.678.474
583	Monofilament And Rod Of Plastics	212.063	597.555	779.833	2.646.385
591	Disinfectants, Insecticides, And Fungicides Put In Forms	2.647.714	13.025.241	10.824.588	68.085.328
592	Starches, Inulin, And Wheat Glutenal Buminoidal Substances; Glues	24.941.226	107.986.887	21.444.856	104.739.741
593	Explosive And Pyrotechnic Products	2.038.945	4.943.350	2.696.274	16.523.926
597	Additive For Mineral Oils	8.932.655	44.130.076	18.648.194	117.775.012
598	Miscellaneous Chemical Products	26.144.930	101.608.345	63.000.337	244.117.535
599	Residual products of chemical or allied industries, sewage	0	2	0	100
611	Leathers	2.067.883	11.166.079	17.448.750	95.595.716
612	Manufactures And Composition Leathers	22.846	162.612	192.545	1.396.557
613	Furskins, Tanned Or Dressed	1.317	1.559	36.145	43.527
621	Materials Of Rubber	3.461.269	14.205.917	12.546.873	55.816.138
625	Rubber Tyre,tyre Cases,tyre Treads,inner Tubes, And Tyre Flaps	6.094.852	28.360.919	25.444.900	136.595.182
629	Articles Of Rubbers	2.191.168	10.760.334	15.982.378	80.048.778
633	Cork Manufactures	28.746	133.755	77.115	376.960
634	Veneers,plywood,improved/reconstituted Wood Worked	23.668.638	91.534.812	8.896.352	37.090.442
635	Wood Manufactures	1.016.474	5.150.208	1.731.871	7.732.814
641	Papers And Paperboards	28.727.638	127.551.249	33.815.389	152.728.150
642	Paper And Paperboard Cut To Size/shape And Article Of Papers	6.833.696	96.852.896	21.588.471	114.971.458
651	Textile Yarns	12.750.927	44.816.416	36.443.533	132.716.722
652	Cotton Fabrics, Woven	8.374.003	35.138.452	56.721.091	264.758.696
653	Fabrics, Woven, Of Man-made Fibres	7.177.295	31.212.574	42.635.409	212.673.395
654	Textile Fabrics, Woven, Other Than Of Cotton Or Man-made Fibres	414.047	3.372.606	5.742.871	30.002.967
655	Knitted Or Crocheted Fabrics	7.843.456	33.480.099	56.721.490	256.864.833
656	Tulle,lace,embroidery,ribbons,trimmings And Other Small Wares	1.015.430	5.872.798	11.464.085	73.185.744
657	Special Yarns,textile Fabrics	8.043.847	38.440.671	31.992.229	152.809.814
658	Made-up Articles, Wholly/chiefly Of Textile Materials	1.428.521	6.356.835	2.634.436	13.993.841
659	Floor Coverings	913.101	3.007.523	1.632.891	6.782.057
661	Lime,cement And Fabricated Construction Materials	85.931.066	689.826.177	6.871.760	44.518.277
662	Clay And Refactory Construction Materials	12.056.016	68.488.875	5.781.575	51.806.178
663	Mineral Manufactures	6.607.065	28.760.348	7.064.987	37.119.109
664	Glass	6.344.083	27.873.127	6.097.039	28.509.193
665	Glassware	5.772.042	35.035.170	5.101.716	25.925.592
666	Pottery	1.824.302	8.436.338	867.995	3.673.681
667	Pearl, Precious And Semi Precious Stones	146	5.062	2.311	258.155
671	Pig Iron,spiegeleisen,sponge Iron, And Ferro-alloys	34.834.141	58.209.160	17.506.662	38.263.432
672	Ingots And Other Iron/steel In Primary Forms	114.418.005	406.869.351	45.349.362	179.136.380
673	Flat Rolled Products, Not Clad	69.324.423	486.551.111	49.381.320	379.015.055

I-2 IMPOR MENURUT GOLONGAN BARANG SITC / IMPORT BY SITC COMMODITY GROUPS
***** MEI / MAY 2009 *****

SITC	Uraian golongan barang <i>Group description</i>	Berat bersih/ <i>Net weight</i> (Kg)		Nilai/ <i>Value C.I.F</i> (US\$)	
		Bulan ini <i>Current month</i>	Kumulatif <i>Cum. Jan. to date</i>	Bulan ini <i>Current month</i>	Kumulatif <i>Cum. Jan. to date</i>
C. By Commodity 3 digit SITC					
674	Flat Rolled Products, Clad Or Plated	22.552.900	124.149.690	22.080.331	136.013.715
675	Flat Rolled Products And Alloy Steels	35.418.891	160.747.296	54.209.319	263.619.493
676	Iron/steel Bars, Rods, Angels, Shaped And Sections	36.948.902	180.523.783	77.549.546	241.342.235
677	Rail/railway And Tractor Construction Of Iron/steel Materials	140.247	12.195.680	354.405	16.183.904
678	Wire Of Iron/steel	6.897.965	37.710.636	8.512.768	43.367.426
679	Tubes, Pipes, Hollow Profile, Pipe Fitting Of Iron/steel	38.781.322	263.639.322	93.102.954	601.245.110
681	Silver, Platinum, And Other Metal Of The Platinum Groups	1.316	9.909	1.040.668	6.995.374
682	Copper	11.779.868	33.053.396	52.424.038	143.964.018
683	Nickel	149.940	554.762	1.366.411	5.799.841
684	Alumunium	21.480.562	92.056.434	45.467.323	200.373.126
685	Lead	3.262.027	21.701.023	4.712.173	27.133.132
686	Zinc	10.447.845	39.818.948	13.373.936	52.957.215
687	Tin	43.416	158.149	649.227	2.908.319
689	Miscellaneous Non-ferrous Basemetals Employed In Metallurgy	163.958	362.959	589.594	2.430.736
691	Structures And Parts Of Iron/steel Or Aluminium	12.026.692	60.624.203	25.147.546	175.247.442
692	Metal Containers For Storage And Transportations	7.491.717	35.453.674	20.691.876	89.994.710
693	Wire Products And Fencing Grills	4.173.499	24.013.439	7.643.324	43.820.667
694	Nails, Screws, Nuts, Bolts, Rivets Of Iron/steel Or Copper	5.479.693	32.597.089	15.870.552	103.889.480
695	Tools For Used In The Hand Or In Machines	3.113.651	13.000.783	15.090.660	85.729.426
696	Cutlery	788.694	2.968.979	2.077.377	10.426.860
697	Household Equipment Of Base Metals	2.406.760	11.095.477	5.245.607	24.741.947
699	Manufactures Of Base Metals	22.964.353	95.361.723	63.747.672	265.790.258
711	Steam And Other Vapour Generating Boilers And Parts	14.726.052	61.834.801	57.622.087	258.517.548
712	Steam Or Other Generating Boilers And Parts	5.239.186	21.720.165	44.298.884	175.219.939
713	Internal Combustion Piston Engines And Parts	8.229.602	40.237.529	85.595.544	394.236.196
714	Engines And Motors, Non-electric And Parts	153.172	2.562.130	29.917.023	278.136.505
716	Rotating Electric Plants And Parts	6.464.325	33.283.990	57.604.281	306.390.180
718	Other Power Generating Machines And Parts	944.981	3.967.395	18.946.603	60.014.114
721	Agricultural Machinery And Parts	500.641	3.352.777	1.962.064	24.454.139
722	Tractors	248.705	1.279.221	1.535.445	7.589.519
723	Civil Engineering And Contractor Plants And Equipments/parts	11.682.180	69.468.538	88.350.667	545.933.524
724	Textile/leather Machinery And Parts	3.952.180	16.411.881	25.524.675	109.919.969
725	Papermill/pulpmill Machinery And Paper Cutting Machines	1.017.889	12.175.385	16.359.135	148.808.604
726	Printing/book Binding Machinery And Parts	1.257.232	5.686.750	39.602.419	161.178.894
727	Food Processing Machines And Parts	1.723.990	11.546.639	13.625.160	78.965.764
728	Other Machines And Equipment Specialized For Particular Industry	7.911.895	39.974.624	75.170.988	408.793.543
731	Machine Tools By Removing Metal	1.545.780	7.177.205	10.182.803	89.142.815
733	Machine Tool For Working Metals	1.986.973	7.536.490	13.265.368	53.326.929
735	Parts Of Machine Tools	395.815	1.743.658	7.489.970	32.488.103
737	Metalworking Machinery And Parts	1.173.492	8.007.242	9.675.820	60.554.764
741	Heating And Cooling Equipments And Parts	11.694.370	43.857.993	77.804.148	344.493.885
742	Pumps For Liquid And Parts	5.140.884	25.441.122	42.779.694	194.322.963
743	Pumps, Compressors, Fans, Blowers, Centrifuges, And Parts	10.188.022	35.965.307	68.241.543	289.637.114
744	Mechanical Handling Equipments And Parts	12.342.390	47.587.711	51.443.397	265.296.746
745	Other Non-electical Machinery, Tools, And Mechanical Apparatus	2.293.675	8.779.829	28.173.778	140.476.982
746	Ball Or Roller Bearings	2.348.150	10.688.176	20.196.948	93.449.538
747	Taps, Cocks, And Valves For Pipes	4.244.299	21.697.405	48.758.465	248.497.519
748	Transmission Shafts And Cranks	6.331.765	33.515.211	59.686.555	279.355.736
749	Non-electric Parts And Accessories Of Machineries	1.810.373	9.922.991	27.187.280	130.484.621
751	Office Machines	2.504.132	11.107.178	32.947.750	158.379.491
752	Automatic Data Processing Machines And Their Units	2.625.997	12.837.074	72.417.821	424.473.840
759	Parts And Accessories For Machine Of Heading 751 Or 752	1.533.598	7.492.843	36.997.275	177.026.301
761	Television Receivers	1.381.810	7.548.694	10.956.088	48.727.661
762	Radio Broadcast Receivers	74.733	530.404	1.676.386	16.020.072
763	Sound Recorders Or Reproducers	204.960	1.344.165	2.462.565	24.941.793
764	Telecommunication Equipments And Parts	8.478.185	39.857.915	333.998.323	1.588.337.190
771	Electric Power Machinery And Parts	2.824.521	12.861.628	42.088.229	180.138.464
772	Electrical Apparatus For Making And Breaking Electrical Circuits	5.266.133	26.956.915	114.048.576	510.104.348
773	Equipment For Distributing Electricity	6.895.318	29.123.555	45.091.381	204.778.299
774	Electrical Apparatus For Medical Purposes And Radiological	62.099	448.509	2.315.374	18.362.545
775	Household Type, Electrical/non-electrical Equipments	6.669.883	27.803.588	25.727.102	110.344.689
776	Thermionic, Cold Cathode, And Photo Cathode Valves/tubes	2.486.261	12.686.127	118.604.950	460.264.504
778	Electrical Machinery And Apparatus	10.764.407	46.491.391	106.453.862	494.462.936
781	Passenger Motor Cars	5.702.116	20.921.409	58.111.579	210.757.603
782	Motor Vehicle For The Transportation Of Goods	10.650.291	55.245.310	90.745.868	454.987.381
783	Road Motor Vehicles	334.799	2.853.621	2.273.240	16.328.846
784	Parts And Accessories Of The Motor Vehicles	9.757.611	48.787.108	78.295.884	357.793.746
785	Motorcycles, Scooters, And Other Cycles Motorized/non Motorized	8.209.086	33.702.926	33.839.761	181.059.586
786	Trailers And Other Vehicles, Not Motorized	1.319.370	4.855.085	3.228.943	16.058.128
791	Railway Vehicles And Associated Equipments	350.497	1.999.133	1.920.110	14.481.855
792	Aircraft And Associated Equipments And Parts	1.514.915	3.604.280	522.808.613	1.353.349.701
793	Ships, Boats, And Floating Structures	74.773.523	273.931.415	56.377.327	483.886.045
811	Prefabricated Buildings	1.163.721	2.594.237	4.713.787	12.766.434
812	Sanitary, Plumbing, Heating, And Lighting Fixtures/fittings	1.169.099	7.946.053	3.764.593	28.036.308
813	Lighting Fixtures And Fittings	1.436.787	6.037.398	4.831.338	21.310.524
821	Furnitures And Parts	4.287.260	17.677.907	9.422.545	38.941.660
831	Travel Goods	1.557.019	5.179.554	6.306.032	24.547.633

I-2 IMPOR MENURUT GOLONGAN BARANG SITC / IMPORT BY SITC COMMODITY GROUPS
***** MEI / MAY 2009 *****

SITC	Uraian golongan barang <i>Group description</i>	Berat bersih/ <i>Net weight</i> (Kg)		Nilai/ <i>Value C.I.F</i> (US\$)	
		Bulan ini <i>Current month</i>	Kumulatif <i>Cum. Jan. to date</i>	Bulan ini <i>Current month</i>	Kumulatif <i>Cum. Jan. to date</i>
C. By Commodity 3 digit SITC					
841	Men's Coats/jackets, Not Knitted	614.557	1.451.888	1.957.421	8.150.710
842	Women's Coats/jacket, Not Knitted	1.093.410	2.913.324	3.145.218	14.426.482
843	Men's Coats/jackets, Knitted	126.548	500.373	937.141	4.364.583
844	Women's Coats/jackets, Knitted	940.451	2.334.566	3.505.483	9.470.631
845	Articles Of Apparel	1.029.331	3.940.399	6.817.352	28.245.843
846	Clothing Accessories Of Textiles Fabrics	350.988	1.321.936	3.031.796	14.295.007
848	Articles Of Apparel And Clothing Accessories Of Other Than Textile	804.965	3.911.012	4.366.969	24.085.278
851	Footwears	2.940.883	11.131.514	11.605.309	51.782.795
871	Optical Instrument And Apparatus	23.752	181.019	1.322.884	5.823.433
872	Medical Instruments And Appliances	917.313	5.047.441	8.774.466	51.712.194
873	Meters And Counters	766.458	3.167.601	11.185.588	38.413.658
874	Measuring, Checking, Analysing, And Controlling Instrument And	1.677.153	7.825.518	40.008.996	177.481.191
881	Photographic Apparatus And Equipments	74.383	666.456	1.609.830	17.045.220
882	Photographic And Chinematographic Supplies	1.277.454	5.046.885	5.613.370	25.039.492
883	Cinematograph Film, Exposed And Developed	4.601	18.048	316.619	1.247.215
884	Optical Goods	379.646	1.605.554	10.988.056	51.715.707
885	Watches And Clocks	294.891	1.399.984	2.303.632	9.480.309
891	Arms And Ammunitions	62.389	277.546	4.725.920	20.168.355
892	Printed Matter	1.598.762	5.776.129	11.230.406	54.129.630
893	Article Of Plastics	10.604.942	46.065.081	31.390.627	136.234.774
894	Baby Carriages, Toys, Games, And Sporting Goods	3.277.777	12.873.966	11.029.549	36.355.857
895	Office And Stationery Supplies	2.045.841	7.460.002	8.484.224	32.349.132
896	Works Of Art, Collectors Pieces And Antiques	48.504	316.564	734.437	1.116.517
897	Jewellery, Goldsmith, Silversmith Wares, And Other Articles	321.994	1.284.540	1.427.609	9.662.937
898	Musical Instrument And Parts/accessories	1.091.565	5.847.192	23.278.938	110.126.349
899	Other Miscellaneous Manufactured Articles	3.974.784	15.487.583	26.227.287	98.794.024
961	Coin Not Being Legal Tender	306	940	448	2.883
971	Gold, Non-monetary	12.918	49.928	1.804.014	8.144.961
TOTAL IMPORT		7.567.751.961	32.113.681.288	7.641.286.552	33.441.790.290

I.3. IMPOR MENURUT KOMODITI / IMPORT BY HS COMMODITY
***** MEI / MAY 2009 *****

HS	Uraian Komoditi Commodity Description	Berat Bersih / Net Weight (Kg)		Nilai / Value C.I.F (US\$)	
		Bulan ini Current Month	Kumulatif Cum.Jan. to date	Bulan ini Current Month	Kumulatif Cum.Jan. to date
0102901000	Live oxen, other than pure-bredbreeding animals	19.373.595	86.873.400	36.164.490	167.973.634
0102902000	Live buffaloes, other than pure-bredbreeding animals	144.888	406.075	189.035	680.364
0105941000	Breed.fowl of the spec.gallus domesticus,oth than fighting cock, weight<=2000 g	422	792	20.228	40.456
0106200000	Live reptiles (including snakes andturtles)	65	84	721	1.544
0201200000	Oth cuts with bone in of bovine animals,fresh or chilled	651	2.239	5.409	12.622
0201300000	Meat of bovine animals, boneless,fresh or chilled	120.613	635.814	451.308	2.296.571
0202100000	Carcasses & half-carcasses of bovineanimals, frozen	131	28.642	221	74.157
0202200000	Oth cuts with bone in of bovine animals,frozen	201.115	1.472.075	267.618	2.628.246
0202300000	Meat of bovine animals, boneless,frozen	3.699.996	21.211.151	9.976.327	58.684.783
0203290000	Other meat of swine, frozen	0	65.160	0	62.657
0204220000	Oth cuts with bone in of sheep,fresh or chilled	1.492	6.706	18.003	55.787
0204230000	Other meat of sheep, boneless, fresh orchilled	1.335	6.099	9.264	39.105
0204410000	Carcasses & half-carcasses of sheep,frozen	3.695	28.887	21.300	130.908
0204420000	Oth cuts with bone in of sheep, frozen	23.494	135.815	114.352	575.169
0204430000	Other meat of sheep, boneless, frozen	15.948	62.272	89.474	297.356
0204500000	Meat of goats, fresh, chilled or frozen	20.427	171.552	85.479	456.003
0206210000	Tongues of bovine animals, frozen	0	130.509	0	268.476
0206220000	Livers of bovine animals, frozen	175.486	960.126	261.590	1.417.287
0206290000	Other edible offal of bovine animals,frozen	2.770.299	15.759.276	4.981.167	27.382.716
0206300000	Edible offal of swine,fresh or chilled	0	22.194	0	30.538
0206900000	Edible offal of sheep, goats, horses,asses, mules or hinnies, frozen	55.951	114.214	89.407	197.877
0207120000	Meat & edible offal of the spec. gallusdomesticus, not cut in piece, frozen	0	228.855	0	347.436
0207149000	Oth cuts & offals of fowl of the speciesgallus domesticus, frozen	178.769	1.233.166	251.601	1.716.455
0207250000	Meat and edible offal of turkeys, notcut in pieces, frozen	24.223	28.488	53.835	59.490
0207331000	Meat and edible offal of ducks,not cut in pieces, frozen	67.746	351.775	77.269	335.576
0208900010	Frogs legs	0	47.197	0	219.465
0210999000	Oth meat & edible, incl. frours & mealssalted, in brine, dried or smoked	4.948	19.472	27.944	124.296
0301102000	Ornamental marine fish, live	0	24.528	0	7.257
0301103000	Freshwater ornamental fish, live	0	4.220	0	3.165
0301920000	Eels (anguilla spp.), live	0	700	0	30.509
0301994090	Other freshwater fish, live	48.905	177.756	65.939	223.854
0302190000	Oth salmonidae fish,excl.fillet,liverand roes, fresh or chilled	20.300	245.422	12.158	132.966
0302320000	Yellowfin tunas,excl.fillets, livers &roes, fresh or chilled	10.005	11.775	5.782	6.844
0302350000	Bluefin tunas,excl.fillets,liver & roesfresh or chilled	0	13	0	153
0302390000	Oth tunas, excl.fillets, livers & roes,fresh or chilled	82.335	242.835	49.648	151.158
0302610000	Sardines, excl. fillets, livers & roes,fresh or chilled	4.500	31.380	2.567	17.370
0302640000	Mackerel, excl. fillets livers & roes,fresh or chilled	25.000	329.762	16.250	211.927
0302691010	Kerapu (cromilepte altivelis,epinephelu,leopardus) fresh or chilled	0	2.036	0	614
0302691090	Other marine fish excl.fillets, liversand roes, fresh or chilled	1.800	30.030	1.027	19.091
0302692010	Tilapia, excl.fillets, livers and roes,fresh or chilled	34.400	201.009	20.319	112.009
0302692090	Other freshwater fish, excl.fillets,livers and roes, fresh or chilled	4.800	58.071	2.737	32.444
0303110000	Sockeye salmon, excl.fillets, livers &roes, frozen	0	3.654	0	12.789
0303190000	Oth pacific salmon, excl.fillet, liverand roes, frozen	4.329	35.431	4.098	38.137
0303210000	Trout, excl.fillets, livers and roes,frozen	0	8.434	0	45.551
0303220000	Atlantic & danube salmon, excl.fillets,livers and roes, frozen	29.380	85.065	214.854	557.843
0303290000	Other salmonidae, excl.fillets, liversand roes, frozen	1.834	87.095	8.565	380.214
0303330000	Sole, excl.fillets, livers & roes,frozen	500	659	4.105	5.092
0303390000	Oth flat fish, excl.fillets, livers &roes, frozen	5.520	163.694	5.225	331.898
0303410000	Albacore/longfined tunas,excl.fillet,livers and roes, frozen	51.426	51.426	127.744	127.744
0303420000	Yellow fin tunas, excl.fillet, liver &roes, frozen	2.658.460	3.180.376	3.556.207	4.246.683
0303430000	Skipjack or stripe-bellied bonito,excl.fillets, livers and roes, frozen	820.720	1.599.487	795.411	1.613.677
0303490000	Oth tunas, excl.fillets,livers & roes,frozen	56.000	166.056	23.838	155.866
0303510000	Herring clupea harengus,clupea pallasii),excl.fillets,livers and roes,frozen	3.168	3.168	2.999	2.999
0303520000	Cod (gadus morhua, ogac, macrocephalu),excl.fillets,livers and roes,frozen	2.372	16.395	14.969	31.170
0303610000	Swordfish (xiphias gladius),excl.fillets,livers and roes,frozen	0	2.959	0	24.500
0303710000	Sardines, excl.fillets, livers and roes,frozen	41.830	367.755	25.705	281.670
0303740000	Mackerel, excl.fillets, livers and roes,frozen	5.658.259	35.316.037	3.784.375	23.467.380
0303750000	Dogfish and other sharks, excl.fillets,livers and roes, frozen	20.503	20.503	147.925	147.925
0303791090	Other marine fish, excl.fillets, liversand roes, frozen	858.122	6.681.426	622.080	4.613.481
0303792010	Tilapia, excl.fillets, livers and roes,frozen	34.001	190.211	20.528	110.155
0303792090	Other freshwater fish, excl.fillets,livers and roes, frozen	44.114	718.440	52.416	538.430
0303801000	Livers of fish, frozen	0	1.184	0	2.875
0303802000	Roes of fish, frozen	0	2.593	0	8.424
0304290000	Other fish fillets,frozen	166.702	785.648	311.163	1.689.043
0304990000	Other fish meat (whether or not minced)frozen	27.500	154.443	16.500	98.492
0305100000	Flours, meals and pellets of fish,fit for human consumption	0	575	0	8.322
0305201000	Livers & roes of freshwater fish, dried,salted or salted or in brine	83.330	442.373	61.103	301.388
0305209000	Others livers & roes of fish, dried,smoked, salted or in brine	5.100	7.301	13.722	26.264
0305300000	Fish fillets, dried,salted or in brine,but not smoked	8.032	38.883	29.900	154.522
0305410000	Pacific salmon, smoked, incl.fillets	0	2.445	0	12.404
0305490000	Other smoked fish, including fillets	0	704	0	5.465
0305591000	Sharks fins, dried, salted/unsaltedbut not smoked	1.307	51.980	22.351	641.221
0305592000	Marine fish, including anchovies, dried,salted/unsalted, but not smoked	1.536.129	7.194.478	1.119.232	5.019.301
0305599000	Other dried fish, salted/unsalted butnot smoked	232.853	933.245	178.968	732.005

I.3. IMPOR MENURUT KOMODITI / IMPORT BY HS COMMODITY

*** MEI / MAY 2009 ***

H S	Uraian Komoditi Commodity Description	Berat Bersih / Net Weight (Kg)		Nilai / Value C.I.F (US\$)	
		Bulan ini Current Month	Kumulatif Cum.Jan. to date	Bulan ini Current Month	Kumulatif Cum.Jan. to date
0305691000	Marine fish, incl sharks fin,salted butnot dried or smoked and in brine	0	96	0	810
0305699000	Other fish, salted but not dried orsmoked and in brine	0	1.612	0	3.502
0306110000	Rock lobsters and oth sea crawfish, (Ja,Palinurus,Panulirus spp.) frozen	18.900	93.745	43.623	308.244
0306130000	Shrimps and prawns, frozen	206.737	1.389.487	499.923	3.233.906
0306140000	Crabs, frozen	307.585	778.211	1.215.051	3.338.811
0306190000	Other, incl flours, meals & pellets ofcrustac, fit for human consump,frozen	10.763	40.587	14.140	142.931
0306213000	Rock lobsters and other sea crawfish,fresh or chilled	0	23.200	0	11.600
0306221000	Lobsters (homarus spp), breeder	0	1	0	90
0306231000	Shrimps and prawns, breeder	183	1.474	21.064	74.113
0306234900	Other shrimps and prawns, driedin oth than airtight containers	289	38.609	1.100	38.106
0306249900	Other crabs, not frozennot in airtight containers	1.648	1.648	6.837	6.837
0306299900	Other crustaceans, not frozenin oth than airtight containers	0	100	0	1.879
0307101000	Oysters, live	0	37.342	0	42.587
0307102000	Oysters, fresh, chilled or frozen	3.153	25.690	6.160	44.802
0307103000	Oysters, dried, salted or in brine	0	223	0	596
0307291000	Scallops, frozen	46.749	176.009	89.392	445.491
0307312000	Mussels, fresh or chilled	4.607	4.607	9.000	9.000
0307391000	Mussels, frozen	1.200	38.371	6.660	95.676
0307491000	Cuttle fish and squid, frozen	1.050.378	5.826.057	765.381	4.327.041
0307492000	Cuttlefish&squid,dried,salted/in brine	65	65	247	247
0307591000	Octopus, frozen	33.823	293.907	74.706	734.367
0307991000	Other molluscs, frozen	69.068	89.355	51.470	87.325
0307999000	Oth aquatic invertebrates not crstceans,for human consumpt dried,salted/in brine	0	18.354	0	21.999
0401100000	Milk and cream, not concentrated, no addsugar, of a fat content, by weight < 1%	123.190	1.403.767	279.870	3.962.026
0401200000	Milk and cream, not concentrated, no addsugar, of a fat content, by weight 1- 6	1.158.300	5.226.538	1.457.005	6.827.904
0401300000	Milk and cream, not concentrated, no addsugar, of a fat content, by weight > 6%	81.550	419.937	155.456	766.668
0402103000	Milk&cream fat cont<=1.5%,in solid formadded sugar/oth sweet,in cont>= 20 kg	7.618.028	35.128.329	17.394.244	85.780.528
0402109000	Milk&cream fat cont<=1.5%,in solid formadded sugar/oth sweet,in cont< 20 kg	2.336.458	4.512.478	5.361.899	11.716.802
0402212000	Milk&cream fat cont> 1.5%,in solid formnot added sugar/oth sweet,in cont>=20 kg	1.560.980	8.384.044	3.860.580	22.716.570
0402219000	Milk&cream fat cont> 1.5%,in solid formnot added sugar/oth sweet,in cont<20 kg	109.016	976.148	469.494	4.143.850
0402292000	Milk&cream fat cont> 1.5%,in solid formadded sugar/oth sweet,in cont>= 20 kg	363.000	2.714.975	643.230	5.690.941
0402299000	Milk&cream fat cont> 1.5%,in solid formadded sugar/oth sweet,in cont< 20 kg	1.324.131	10.059.841	7.808.587	40.360.166
0402910000	Other milk & cream, not containingadded sugar/other sweetening	135	1.888	30	1.321
0402990000	Other milk&cream, containing addeddsugar/other sweetening	158.533	1.136.113	211.448	1.453.614
0403101100	Yoghurt in liquid form, incl. condensedform,cont.fruits, nuts, cocoa or flavor	0	60	0	9.133
0403101900	Yoghurt in other form, containing fruits,nuts, cocoa or flavoring matter	17.798	90.850	19.050	157.195
0403109100	Yoghurt in condensed form, not contain frut, cocoa, or flavoring matter	0	472	0	465
0403109900	Yoghurt in other form, not contain fruitnut, cocoa, or flavoring matter	0	18.839	0	32.820
0403901000	Buttermilk	415.975	3.250.000	700.216	6.910.825
0403909000	Curdled milk and cream, kephir & otherfermented milk and cream	17.820	161.191	28.892	180.144
0404101100	Whey, whether/not concentrated/containadd sugar/sweetening,for human consum	3.539.235	17.125.369	3.619.280	18.463.957
0404101900	Modified whey,whether/not concentr/contadd sugar/sweetening,for human consum	1.360.150	4.538.858	1.797.659	7.076.974
0404900000	Oth products consisting of natural milk	0	215.525	0	158.754
0405100000	Butter derived from milk	289.432	1.298.330	817.629	3.802.651
0405200000	Dairy spreads derived from milk	17.000	100.000	15.555	93.193
0405901000	Anhydrous butterfat derived from milk	330.866	2.150.619	1.032.487	7.306.639
0405902000	Butter oil derived from milk	0	19.846	0	62.939
0405903000	Ghee derived from milk	0	2.226	0	3.764
0405909000	Other fats and oils derived from milk	33.600	471.895	72.324	1.727.199
0406101000	Fresh cheese (unripened or uncured),including whey cheese	966.617	3.474.492	2.710.256	11.193.752
0406109000	Fresh curd (unripened or uncured)	35.228	138.522	113.957	521.134
0406201000	Grated/powdered cheese,in packages ofa gross weight exceeding 20 kg	13.000	58.136	97.734	316.308
0406209000	Grated/powdered cheese,in packages ofa gross weight <= 20 kg	27.648	82.264	100.145	319.654
0406300000	Processed cheese,not grated or powdered	404.370	1.832.529	1.638.374	8.400.376
0406400000	Blue veined cheese and oth cheesecont veins prod by penicillium roquefort	0	151	0	581
0406900000	Other cheese	39.043	210.101	171.070	824.981
0408110000	Egg yolks, dried	10.560	142.221	51.550	764.515
0408190000	Egg yolks, other than dried	0	12.354	0	32.353
0408910000	Birds' eggs, not in shell, dried	134.093	534.152	794.981	3.391.519
0408990000	Birds eggs, not in shell, oth than dried	0	3.506	0	7.800
0409000000	Natural honey	1.162.250	2.187.896	1.553.803	3.605.931
0410001000	Birds' nests	0	525	0	5.052
0410009000	Other edible products of animal origin,not elsewhere specified or included	18.061	28.824	88.986	193.399
0501000000	Human hair, unworked, whether or notwashed or scoured; waste of human hair	6.302	17.679	489.275	1.290.318
0502100000	Pigs', hogs' and boars' bristles andhair and waste thereof	81.500	248.899	577.000	1.622.854
0505101000	Duck feathers and down, of a kind usedfor stuffing	16.674	53.942	163.322	781.118
0505109000	Feathers and down other than duck, ofa kind used for stuffing	7.056	15.276	34.812	115.722
0505901000	Duck feathers and down, used other thanfor stuffing	14.277	39.646	63.690	153.602
0505909000	Other skins and parts of birds; powderand wsate of feather or part of feathers	602.587	1.960.955	513.430	1.634.630
0507101000	Rhinoceros horns; ivory powder andwaste	0	751	0	9.943
0507901000	Horns,antlers,hooves,nails,claws andbeaks, unworked/simply prepared/not cut	0	272	0	2.115
0508001000	Coral&similar material,unworked/simplyprepared but not otherwise worked	80	700	2.560	16.590
0508002000	Shells of molluscs, crustaceans&echinoderms,unworked/simply prepared uncut	0	55.384	0	52.956
0508009000	Cuttle-bone,unworked/simply preparednot cut to shape,powder&waste thereof	40.180	163.329	14.072	75.115

I.3. IMPOR MENURUT KOMODITI / IMPORT BY HS COMMODITY
***** MEI / MAY 2009 *****

HS	Uraian Komoditi Commodity Description	Berat Bersih / Net Weight (Kg)		Nilai / Value C.I.F (US\$)	
		Bulan ini Current Month	Kumulatif Cum.Jan. to date	Bulan ini Current Month	Kumulatif Cum.Jan. to date
0510009000	Ambergis,castoreum,civet; bile; glands& oth animal prod.used in pharmaceutical	50	50	4.901	4.901
0511100000	Bovine semen	0	45	0	93.121
0511911000	Dead animals of fish/crustaceans,molluscs/other aquatic invertebrates	0	56.000	0	36.582
0511912000	Roes	0	49	0	113
0511913000	Artemia egg (brine shrimp egg)	12.658	46.202	307.444	679.395
0511919000	Oth.product of fish or crustaceans,moluscs or oth.aqua invertebrates	0	45	0	140
0511999000	Other animal products not elsewhere specified or included	219.895	546.684	137.672	491.561
0601100000	Bulbs, tubers, tuberous roots, corms,crowns & rhizomes, dormant	589	17.376	2.231	59.417
0601209000	Bulbs,tubers,tuberous roots, cormscrowns & rhizomes, in growth or in flower	8.677	63.906	9.719	222.044
0602109000	Unrooted cutting and slips of oth plants	191	24.209	23.693	54.831
0602400000	Roses, grafted or not	0	800	0	12.640
0602902000	Orchid seedlings	17.182	28.885	21.434	44.881
0602909000	Other live plants; mushroom spawn	0	75.525	0	26.343
0603140000	Chrysanthenums, fresh flowers of a kindsuitable for bouquets/ornamental purpose	0	1.008	0	7.575
0603900000	Flowers of a suitable for ornamental, dried, dyed, bleached / othwise prep	58	219	571	4.644
0604100000	Mosses and lichens	9.820	21.216	13.110	28.800
0604990000	Foliage, branches & oth parts of plants,other than fresh	3.470	21.055	3.500	18.485
0701100000	Potatoes seed, fresh or chilled,	300.000	1.434.024	223.404	924.550
0701900000	Potatoes, other than seed, fresh or chilled	77.285	3.746.548	52.391	1.804.199
0702000000	Tomatoes, fresh or chilled	3.182	19.137	7.409	44.875
0703101900	Onions,fresh/chilled,oth.than bulbsfor propagation	2.007.982	14.464.005	681.213	5.420.145
0703102100	Shallots bulbs for propagationfresh or chilled	1.074.000	1.788.000	440.522	735.094
0703102900	Shallots,fresh/chilled,oth than bulbsfor propagation	3.946.954	50.701.106	1.830.080	21.734.382
0703201000	Garlic bulbs for propagationfresh or chilled	0	280.000	0	31.696
0703209000	Garlic,fresh/chilled, oth than bulbsfor propagation	36.392.671	172.808.071	13.429.910	62.094.779
0703901000	Leeks & oth.alliaceous, fresh/chilledbulbs for propagation	0	125	0	322
0703909000	Leeks & oth.alliaceous, fresh/chilledoth than bulbs for propagation	27.701	155.130	46.114	209.332
0704101000	Cauliflowers, fresh or chilled	10.147	104.947	13.385	94.087
0704102000	Headed broccoli, fresh or chilled	46.202	169.364	53.701	163.838
0704200000	Brussels sprouts, fresh or chilled	0	274	0	856
0704901000	Cabbages, fresh or chilled	7.414	156.220	10.181	75.800
0704909000	Kohlrabi, kale and similar ediblebrassicacs, fresh or chilled	16.503	88.457	13.518	89.619
0705110000	Cabbage lettuce (head lettuce), freshor chilled	7.826	32.928	11.891	58.057
0705190000	Other lettuce, fresh or chilled	3.121	23.437	3.980	22.278
0705210000	Witloof chicory, fresh or chilled	0	100	0	217
0705290000	Other chicory, fresh or chilled	132	132	28	28
0706101000	Carrots, fresh or chilled	993.672	7.445.146	527.701	3.740.367
0706102000	Turnips, fresh or chilled	643	1.162	704	1.491
0706900000	Salad beetroot,salsify,celeriac,radishand similar edible roots,fresh/chilled	597	2.451	6.229	12.683
0707000000	Cucumbers and gherkins, fresh/chilled	4.152	9.471	4.890	14.002
0708100000	Peas (pisum sativum), fresh/chilled	638.581	1.870.378	251.017	666.488
0708200000	Beans (vigna spp., phaseolus spp.),fresh or chilled	0	144.314	0	47.134
0708900000	Other leguminous vegetables, fresh orchilled	70.069	80.289	24.359	35.143
0709200000	Asparagus, fresh or chilled	1.744	17.567	1.555	17.386
0709300000	Aubergines (egg-plants),fresh/chilled	96	96	30	30
0709400000	Celery oth than celeriac,fresh/chilled	5.418	33.426	7.054	46.382
0709510000	Mushrooms of the genus agaricus, freshor chilled	10.476	72.346	16.535	94.797
0709590000	Other mushrooms, fresh or chilled	21.601	244.742	22.469	250.047
0709601000	Chillies, other than giant chillies,fresh or chilled	24.000	219.525	15.528	145.915
0709609000	Other fruits of the genus capsicum orof the genus pimenta, fresh or chilled	4.134	80.730	7.501	70.749
0709700000	Spinach, new zealand spinach & orachespina, fresh or chilled	2.417	8.632	2.879	9.436
0709901000	Globe artichokes	0	49	0	186
0709909000	Other vegetables, fresh or chilled	141.581	793.540	114.385	674.360
0710100000	Potatoes, frozen	733.294	1.944.576	738.858	2.044.784
0710210000	Peas (pisum sativum), frozen	212.171	387.001	110.213	281.739
0710220000	Beans (vigna spp,phaseolus spp), frozen	291	963	361	2.028
0710290000	Other leguminous vegetable, frozen	89.454	316.696	97.216	343.188
0710300000	Spinach,new zealand spinach and orachespina (garden spinach), frozen	14	5.359	55	15.314
0710400000	Sweet corn, frozen	59.073	336.922	48.813	319.553
0710800000	Other vegetables, frozen	14	35.361	56	111.325
0710900000	Mixtures of vegetables, frozen	85.211	360.096	93.861	414.901
0711409000	Cucumber and gherkins, preserved inother preservation	0	145	0	184
0711519000	Mushrooms of the genus agaricuspreserved in other preservation	0	13.928	0	9.126
0711599000	Other mushrooms and trufflespreserved in other preservation	0	16.901	0	9.715
0711901000	Sweet corn, provisionally preserved	0	17.283	0	19.614
0711902000	Chillies, provisionally preserved	21	39.113	98	26.868
0711904000	Onions, preserved by sulphur dioxide gas	0	16	0	21
0711909000	Oth vegetables, mixtures of vegetablesprovisionally preserved	10.004	46.292	15.372	51.351
0712200000	Onios, dried, whole, cut, sliced,broken/in powder, but not further prep	15.869	422.261	51.691	1.195.218
0712310000	Mushrooms (genus agaricus), dried,whole,broken/in powder, but not further prep	9.030	30.356	20.770	78.993
0712320000	Wood ears (auricularia spp.),dried,whole,broken/in powder, but not further prep	18.830	86.779	21.224	100.072
0712330000	Jelly fungi (tremella spp.),dried,whole,cut, broken/in powder,but not furth prep	3.840	50.696	4.424	52.038
0712391000	Truffles, dried, whole, cut, sliced,broken/in powder, but not further prep	0	14.130	0	27.921
0712399000	Other mushrooms, dried, whole,cut,sliced,broken/in powder, but not further prep	83.061	264.433	200.514	517.273

I.3. IMPOR MENURUT KOMODITI / IMPORT BY HS COMMODITY
***** MEI / MAY 2009 *****

HS	Uraian Komoditi Commodity Description	Berat Bersih / Net Weight (Kg)		Nilai / Value C.I.F (US\$)	
		Bulan ini	Kumulatif	Bulan ini	Kumulatif
		Current Month	Cum.Jan. to date	Current Month	Cum.Jan. to date
0712901000	Garlic, whole, cut, sliced, broken/in powder, but not further prep	203.933	662.084	412.764	1.169.398
0712909000	Other vegetables/mixtures of vegetables whole, cut, sliced, but not further prep	131.612	956.934	286.702	2.453.411
0713101000	Peas, dried, for sowing	0	13.708	0	6.855
0713109000	Peas, dried, other than for sowing	161.760	574.834	46.885	224.727
0713209000	Chickpeas (garbanzos), dried, other than for sowing	23.095	23.395	65.579	67.468
0713319000	Beans (vigna mungo hepper/vigna radiata/wilczek), dried, other than for sowing	4.090.950	28.712.417	2.207.869	14.851.145
0713329000	Small red (adzuki) beans (phaseolus/vigna) dried, other than for sowing	46.000	149.102	14.794	50.273
0713331000	Kidney beans, including white pea beans (phaseolus vulgaris), dried, for sowing	0	26	0	150
0713339000	Kidney beans, including white pea beans dried, other than for sowing	305.264	3.971.449	98.031	1.443.959
0713399000	Other beans, dried, other than for sowing	428.241	1.982.372	251.357	1.090.763
0713409000	Lentils, dried, other than for sowing	907	6.178	4.137	15.705
0713509000	Broad beans & horse beans, dried, other than for sowing	1.271.040	4.354.431	628.758	2.362.332
0713909000	Other dried leguminous vegetables, other than for sowing	657.914	2.496.458	447.432	1.408.541
0714101100	Manioc (cassava), dried chipped/sliced or in form of pellets	237	237	865	865
0714109000	Manioc (cassava), in other form	20.051	546.544	22.594	96.375
0714200000	Sweet potatoes	2.954	9.027	3.225	10.265
0714909000	Arrowroot, salep, jerusalem artichokes, & similar roots/tubers with high starch	4.117	19.501	4.295	21.586
0801110000	Coconuts, desiccated, fresh or dried	31.366	160.357	41.789	227.615
0801190000	Coconuts, other than desiccated fresh or dried	19.779	982.580	6.788	690.950
0801310000	Cashew nuts, in shell, fresh or dried	240.956	597.426	173.172	391.300
0801320000	Cashew nuts, shelled, fresh or dried	31.752	111.132	149.450	530.250
0802110000	Almonds, in shell, fresh or dried	0	463	0	3.413
0802120000	Almonds, shelled, fresh or dried	45.355	278.214	176.694	1.134.405
0802220000	Hazelnut/filberts, shelled, fresh/dried	0	30.279	0	162.665
0802320000	Walnuts, shelled, fresh or dried	0	348	0	2.663
0802400000	Chestnuts (castanea spp.), fresh/dried, whether or not, shelled or peeled	3.206	9.876	3.132	9.276
0802500000	Pistachios, fresh or dried	12.000	25.039	12.663	23.940
0802600000	Macadamia nuts, fresh or dried, whether or not, shelled or peeled	0	8.872	0	59.354
0802901000	Areca nuts, fresh or dried	0	90.006	0	38.262
0802909000	Other nuts, fresh or dried	3.063	15.582	2.696	21.849
0803001000	Pisang mas, pisang rastali, pisang berangan & pisang embun, fresh/dried	0	10	0	37
0803009000	Other bananas, including plantains, fresh or dried.	12.109	19.670	54.482	104.048
0804100000	Dates, fresh or dried	1.433.135	2.930.422	1.053.371	2.353.591
0804200000	Figs, fresh or dried	93	100	591	620
0804300000	Pineapples, fresh or dried	6.332	16.302	3.281	10.765
0804400000	Avocados, fresh or dried	81	6.488	291	4.649
0804501000	Guavas	5.531	5.695	3.864	4.046
0804502000	Mangoes	267.152	660.342	181.331	463.209
0804503000	Mangoosteens	2.596	2.596	1.775	1.775
0805100010	Oranges, fresh	1.062.912	7.631.134	843.681	6.232.399
0805200000	Mandarin (incl. tangerines & satsumas), & similar citrus hybrids, fresh or dried	15.098.816	135.973.516	13.510.740	121.179.119
0805400000	Grapefruit, including pomelos fresh or dried	21.132	96.296	16.453	77.706
0805500000	Lemons and limes, fresh or dried	92.395	253.554	89.633	237.555
0805900000	Other citrus fruit, fresh or dried	0	20.219	0	24.042
0806100000	Grapes, fresh	3.753.165	11.740.318	7.297.271	22.639.040
0806200000	Grapes, dried	257.643	564.495	331.742	753.103
0807110000	Watermelons, fresh	66.431	124.056	25.311	57.867
0807190000	Other melons, fresh	56.053	83.796	22.531	89.212
0807209000	Other papaws (papayas), fresh	32.320	53.472	17.976	30.535
0808100000	Apples, fresh	15.259.091	61.675.165	12.716.059	51.185.458
0808200000	Pears and quinces, fresh	7.708.328	35.272.865	5.944.087	27.285.153
0809100000	Apricots, fresh	0	21	0	68
0809300000	Peaches, including nectarines, fresh	0	7.240	0	9.212
0809400000	Plums and sloes, fresh	10.848	26.356	14.870	35.988
0810100000	Strawberries, fresh	46	104.020	179	200.042
0810200000	Raspberries, blackberries, mulberries, loganberries, fresh	0	283	0	1.614
0810400000	Cranberries, bilberries & other fruits of the genus vaccinium, fresh	0	164	0	318
0810500000	Kiwi fruit, fresh	187.621	434.006	378.197	803.123
0810600000	Durians, fresh	3.194.936	6.169.966	3.942.027	7.669.440
0810901000	Longans, fresh	383.755	5.824.975	432.216	6.473.910
0810902000	Lychees, fresh	716.102	750.673	574.317	609.374
0810903000	Rambutan, fresh	2.929	2.929	948	948
0810905000	Jackfruits (cempedak and nangka), fresh	2.140	3.512	1.647	2.744
0810906000	Tamarinds, fresh	9.353	99.397	6.381	48.443
0810907000	Mata kucing, fresh	2.686	2.686	9.765	9.765
0810908000	Black, white or red currants and gooseberries, fresh	1.333	1.333	7.404	7.404
0810909000	Other fruit, fresh	343.465	1.267.993	284.622	1.052.773
0811100000	Strawberries, uncooked or cooked by steaming or boiling water, frozen	25.500	268.585	17.850	313.076
0811200000	Raspberries, blackberries, mulberries, loganberries, currant, gooseberries, frozen	0	20.211	0	56.321
0811900000	Other fruit and nuts, uncooked/cooked by steaming or boiling water, frozen	2.526	73.669	4.956	182.015
0812100000	Cherries, provisionally preserved	0	1.514	0	4.990
0812900000	Other fruit & nut, provisionally preserved	1.169	12.291	4.250	40.687
0813100000	Apricots, dried	0	4.183	0	11.215
0813200000	Prunes, dried	0	2.237	0	6.435

I.3. IMPOR MENURUT KOMODITI / IMPORT BY HS COMMODITY
***** MEI / MAY 2009 *****

H S	Uraian Komoditi Commodity Description	Berat Bersih / Net Weight (Kg)		Nilai / Value C.I.F (US\$)	
		Bulan ini	Kumulatif	Bulan ini	Kumulatif
		Current Month	Cum.Jan. to date	Current Month	Cum.Jan. to date
0813401000	Longans, dried	192.000	727.407	67.200	254.100
0813402000	Tamarinds, dried	439	56.333	481	46.757
0813409000	Other fruit, dried,	4.562	19.329	27.135	300.090
0813501000	Mixture of which cashew nuts or brazilnuts/dried fruit predominate by weight	0	6	0	22
0813502000	Mixture of which dates/nuts other than cashew nuts/brazil nut predominate by weight	0	2.152	0	10.650
0814000030	Peel of citrus fruit or melons, watermelons, dried	0	652	0	3.839
0901111000	Arabica wib or robusta oib, not roasted not decaffeinated	843.162	2.603.336	1.406.225	5.281.251
0901119000	Oth coffee, not roasted, not decaffeinated	5.678	27.374	74.890	134.580
0901211000	Coffee, roasted, not decaffeinated, unground	20.916	115.285	121.109	868.672
0901212000	Coffee, roasted, not decaffeinated, ground	13.996	133.322	67.089	433.328
0901221000	Coffee, roasted, decaffeinated, unground	0	153.780	0	479.223
0901222000	Coffee, roasted, decaffeinated, ground	0	2.580	0	6.607
0901902000	Coffee substitutes containing coffee	0	18.638	0	89.326
0902101000	Green tea (not fermented), in packing <= 3 kg, leaf	7.392	15.614	26.311	54.233
0902109000	Green tea (not fermented), in packing <= 3 kg, other than leaf	7.918	17.375	15.895	31.309
0902201000	Green tea (not fermented), in packing > 3 kg, leaf	146.785	348.554	111.188	378.246
0902209000	Green tea (not fermented), in packing > 3 kg, other than leaf	52.428	259.358	60.297	446.534
0902301000	Black tea (fermented), in packing <= 3 kg leaf	0	1.092	0	7.311
0902309000	Black tea (fermented), in packing <= 3 kg other than leaf	5.009	20.942	32.255	169.924
0902401000	Black tea (fermented), in packing > 3 kg leaf	83.325	384.525	47.495	238.226
0902409000	Black tea (fermented), in packing > 3 kg other than leaf	184.897	1.479.155	458.145	3.449.938
0903000000	Mate	0	16	0	173
0904111000	White pepper, neither crushed nor ground	316.500	568.850	97.941	232.731
0904112000	Black pepper, neither crushed nor ground	76	5.301	1.055	13.822
0904119000	Other pepper, neither crushed nor ground	472	16.515	13.131	46.266
0904121000	White pepper, crushed or ground	116	2.084	3.350	7.267
0904122000	Black pepper, crushed or ground	466	939	8.331	13.323
0904129000	Other pepper, crushed or ground	47	9.424	1.365	7.776
0904201000	Chillies, dried	1.084.812	6.548.765	966.314	5.025.211
0904202000	Chillies, crushed or ground	100.634	343.017	97.211	312.961
0904209000	Oth fruits of the genus capsicum/pimenta, dried or crushed or ground	124	25.788	2.215	56.287
0905000090	Other vanilla	0	2.846	0	65.302
0906190000	Cinnamon-tree flowers neither crushed nor ground	0	13.220	0	304.060
0906200000	Cinnamon and cinnamon-tree flowers, crushed or ground	50	100.657	1.445	324.431
0908100010	Nutmeg, in shell	0	3.956	0	13.692
0908100020	Nutmeg, shelled	0	28	0	299
0908300000	Cardamoms	3.415	5.319	1.674	3.138
0909101000	Seeds of anise	1.736	93.984	603	44.373
0909200000	Seeds of coriander	595.523	4.689.146	242.931	1.543.871
0909300000	Seeds of cumin	14.709	234.038	17.386	235.174
0909400000	Seeds of caraway	25.000	25.000	8.919	8.919
0909500000	Seeds of fennel or juniper berries	57.334	240.661	20.308	87.377
0910100000	Ginger	60.608	196.847	47.459	123.136
0910200000	Saffron	0	160	0	1.228
0910300000	Turmeric (curcuma)	0	25.266	0	21.866
0910910000	Mixtures of spices	53	190	733	1.659
0910991000	Thyme; bay leaves	478	6.918	6.550	26.574
0910992000	Curry	2.013	6.212	879	3.849
0910999000	Other spices	13.517	131.309	26.705	123.673
1001100000	Durum wheat	0	99.859	0	341.485
1001901100	Meslin, for human consumption	0	531	0	7.956
1001901900	Other wheat, for human consumption	514.798.696	1.505.407.128	136.775.929	456.321.986
1001909100	Meslin, not for human consumption	0	21.458	0	54.000
1003000000	Barley	0	1.567	0	862
1004000000	Oats	0	139.403	0	53.320
1005100000	Maize (corn), seeds	318.967	814.140	708.535	1.959.153
1005901000	Popcorn	177.601	900.998	104.564	617.931
1005909000	Maize (corn), other than seeds	26.562.204	60.212.219	5.385.580	11.591.131
1006100000	Rice in the husk (paddy or rough)	246.360	1.844.496	905.575	4.894.409
1006301500	Thai hom mali rice	0	248.000	0	209.920
1006301900	Fragrant rice, broken > 25% semi-milled or wholly milled rice	245.000	655.738	402.300	1.026.562
1006302000	Parboiled rice, semi-milled or wholly milled rice	0	72.000	0	93.600
1006303000	Glutinous rice (pulut), semi-milled or wholly milled rice	16.235.001	84.230.417	6.526.790	34.438.831
1006309000	Other milled rice, whether/not polished or glazed	95.000	95.000	161.500	161.500
1006400000	Broken rice	6.540.000	25.135.857	2.182.260	7.890.538
1008200000	Millet	1.032.565	4.907.817	314.844	1.514.207
1008300000	Canary seed	111.440	1.058.829	55.912	547.088
1008900000	Other cereals	1.402	25.759	12.630	49.468
1101001000	Wheat flour	60.989.945	205.166.101	20.656.920	74.327.811
1101002000	Meslin flour	0	8	0	52
1102100000	Rye flour	0	4.596	0	11.241
1102200000	Maize (corn) flour	14.794	171.004	14.705	86.673
1102900010	Rice flour	0	22	0	14
1102900090	Other cereal flours	595.000	2.887.576	200.200	1.102.395

I.3. IMPOR MENURUT KOMODITI / IMPORT BY HS COMMODITY
***** MEI / MAY 2009 *****

H S	Uraian Komoditi Commodity Description	Berat Bersih / Net Weight (Kg)		Nilai / Value C.I.F (US\$)	
		Bulan ini	Kumulatif	Bulan ini	Kumulatif
		Current Month	Cum.Jan. to date	Current Month	Cum.Jan. to date
1103112000	Groats and meals of durum or hard wheats	0	597	0	2.066
1103119000	Other groats and meals of wheat	1.000	15.025	1.401	11.690
1103130000	Groats and meals of maize (corn)	0	22.267	0	13.314
1103200000	Cereal pellets	0	33.512	0	22.405
1104120000	Rolled/flaked grains of oats	395.856	1.808.025	260.470	1.117.752
1104191000	Rolled/flaked grains of maize (corn)	0	206	0	728
1104199000	Rolled/flaked grains of other cereals	4.495	4.513	5.339	5.447
1104220000	Other worked grains of oats	1.814	7.536	5.897	12.497
1104230000	Other worked grains of maize (corn)	0	18.360	0	10.080
1104292000	Other worked grains of barley	0	22.500	0	12.600
1104299000	Other worked grains of other cereals	755.998	5.573.004	197.913	1.562.695
1104300000	Germ of cereals, whole, rolled, flaked or ground	0	430	0	1.043
1105100000	Flour, meal and powder of potatoes	12.918	432.161	40.826	610.393
1105200000	Flakes, granules and pellets of potatoes	263.642	1.437.690	394.042	2.057.316
1106100000	Flour, meal and powder of the dried leguminous vegetables of heading 07.13	0	562	0	1.346
1106202100	Meal of sago	0	75	0	2.240
1106202900	Flour and powder of sago	0	2.839	0	6.602
1106209000	Flour, meal & powder of roots or tubers of heading 07.14	0	5	0	18
1106300000	Flour, meal and powder of the dried leguminous vegetables of prod. chapter 8	50.020	223.651	168.588	548.984
1107100000	Malt, not roasted	582.600	10.098.998	360.392	5.890.707
1107200000	Malt, roasted	0	30.007	0	10.695
1108110000	Wheat starch	20.000	461.850	7.176	174.334
1108120000	Maize (corn) starch	7.888.125	28.831.240	2.683.569	9.481.539
1108130000	Potato starch	708.441	4.273.023	466.151	2.592.538
1108140000	Manioc (cassava) starch	4.541.163	14.317.612	1.265.200	4.279.382
1108191000	Sago starch	0	1.016	0	2.634
1108199000	Other starches	286	5.114	2.863	13.732
1108200000	Inulin	135.150	616.502	465.452	1.969.390
1109000000	Wheat gluten, whether or not dried	336.333	534.430	354.694	567.924
1201001000	Soya beans, whether or not broken, suitable for sowing	119.821	121.995	119.509	140.686
1201009000	Other soya beans, whether or not broken	86.663.428	539.653.403	41.820.775	246.465.194
1202101000	Ground nuts, not roasted or otherwise cooked, in shell, suitable for sowing	38.610	253.440	44.235	290.365
1202109000	Other ground nuts, not roasted or otherwise cooked, in shell	4.923.593	28.475.406	3.362.481	20.726.197
1202200000	Ground nuts, shelled	11.472.757	61.019.882	11.785.384	60.688.871
1203000000	Copra	0	11.000	0	5.500
1204000000	Linseed, whether or not broken.	0	52.345	0	45.728
1205900000	Other rape or colza seeds whether or not broken	29.356	50.096	8.435	19.635
1206000000	Sunflower seeds, whether or not broken	276.766	1.117.498	117.695	420.832
1207200000	Cotton seeds, whether or not broken	0	42.504	0	62.916
1207400000	Sesamum seeds, whether or not broken	363.329	2.430.378	166.909	1.250.230
1207910000	Poppy seeds, whether or not broken	0	5	0	51
1207992000	Palm nuts and kernels whether or not broken	2.398	6.523	498.983	1.240.171
1207993000	Safflower seeds whether or not broken	2.018	3.056	884	1.773
1207999000	Other oil seeds & oleaginous fruits, whether or not broken	19.643	77.361	11.640	2.577.885
1208100000	Flours and meals of soya beans	158.118	1.927.806	123.354	1.343.838
1208900000	Flours & meal of other oil seed/oleaginous fruits, other than those of mustard	0	24.034	0	9.886
1209100000	Sugar beet seed, of a kind used for sowing	0	1.000	0	50.250
1209210000	Lucerne (alfalfa) seed, of a kind used for sowing	0	1.306	0	13.165
1209290000	Other seeds of forage plants, of a kind used for sowing	796	125.360	95.959	318.190
1209910000	Vegetable seeds, of a kind used for sowing	49.875	113.684	182.230	1.951.678
1209999000	Other seeds of a kind used for sowing	37.070	149.228	59.751	374.760
1210200000	Hop cones, ground, powdered or in the form of pellets; lupulin	3.600	6.600	20.340	43.118
1211201000	Ginseng roots, cut, crushed/powdered form	1.919	15.428	75.110	406.060
1211901100	Cannabis, in cut, crushed or powdered form, used for pharmacy	17.928	29.453	4.231	6.951
1211901300	Rauwolfia serpentina roots used for pharmacy	0	233.559	0	379.428
1211901400	Other plants, in cut, crushed or powdered form, used for pharmacy	184.652	613.505	295.426	903.591
1211901900	Other plants, in other forms used for pharmacy	79.913	380.787	218.389	358.138
1211909100	Pyrethrum, in cut, crushed or powdered form	44	12.044	608	43.328
1211909600	Liquorice roots, in cut, crushed or powdered form	20.000	20.000	84.000	84.000
1211909900	Other plants, in cut, crushed/powdered form, used for other purposes	43.422	158.543	695.846	1.031.175
1212201100	Seaweeds & other algae, fresh, chilled/dried of a kind used in pharmacy	115	115	1.302	1.302
1212201900	Seaweeds & other algae, fresh, chilled/dried, used in dyeing, tanning, perfumery	4.346	18.351	10.067	99.153
1212202000	Seaweeds & other algae, fresh, chilled/dried, for other, not for human consumption	0	4.020	0	6.700
1212209000	Other seaweeds & other algae, fresh, chilled, dried, primarily for human consumption	9.628	58.632	25.775	172.061
1212999000	Other vegetable product, of a kind used primarily for human consumption	23.444	73.370	17.343	69.711
1213000000	Cereal straw and husks, unprepared	0	1.500	0	8.775
1214100000	Lucerne (alfalfa) meal and pellets	0	32.947	0	5.239
1214900000	Other forage products, whether or not in the form of pellets.	0	20.868	0	7.985
1301200000	Gum arabic	30.680	152.355	73.002	364.608
1301901000	Gum benjamin	10	10	2.800	2.800
1301902000	Gum damar	109.300	373.950	98.057	349.836
1301903000	Cannabis resin	0	15.000	0	16.650
1301909000	Other gum and resin	125.350	357.360	407.826	1.086.511
1302111000	Pulvis opii, whether or not modified	0	1	0	509

I.3. IMPOR MENURUT KOMODITI / IMPORT BY HS COMMODITY
***** MEI / MAY 2009 *****

HS	Uraian Komoditi Commodity Description	Berat Bersih / Net Weight (Kg)		Nilai / Value C.I.F (US\$)	
		Bulan ini	Kumulatif	Bulan ini	Kumulatif
		Current Month	Cum.Jan. to date	Current Month	Cum.Jan. to date
1302119000	Other opium, whether or not modified	369	3.086	79.071	405.107
1302120000	Saps and extracts of liquorice, whether or not modified	14.056	290.160	104.032	2.014.117
1302130000	Saps and extracts of hops, whether or not modified	200	7.058	12.338	230.568
1302192000	Extracts and tinctures of cannabis	14	307	35.021	45.693
1302193000	Other medicinal extracts derived from vegetable products	1.927	47.767	126.536	902.633
1302195000	Japan (or chinese) lacquer (natural lacquer)	1.500	2.511	170.300	263.310
1302199000	Other saps and extracts of vegetable	41.976	242.183	707.514	3.216.890
1302200000	Pectic substances, pectinates & pectates	29.928	61.518	348.671	718.035
1302310000	Agar-agar	61.659	149.735	95.621	228.000
1302320000	Mucilages & thickeners, whether or not modified, derived from locust beans/guar	305.712	967.279	640.331	2.243.483
1302391000	Carageenan	4.549	221.756	46.379	1.406.697
1302399000	Mucilages & thickeners, whether or not modified, derived from vegetable products	34.153	230.723	266.229	1.123.531
1401100000	Bamboos used primarily for plaiting	13.052	26.979	7.132	37.850
1401200000	Rattans, used primarily for plaiting	0	47	0	1.086
1401900000	Other vegetable material used primarily for plaiting	0	3	0	134
1404909000	Other vegetable products not elsewhere specified or included	10.311	88.521	13.469	121.426
1501000000	Pigfat (including lard) and poultry fat other than heading 02.09 or 15.03.	0	108	0	2.104
1502001900	Unedible tallow of bovine animal, sheep or goats, other	371	35.563	739	29.328
1502009900	Unedible fats other than tallow of bovine animals, sheep or goats, other	19.001	169.039	9.785	173.524
1503009000	Lard oil, oleo-oil & tallow oil, not emulsified or mixed or otherwise prepared	0	29	0	528
1504101000	Fish-liver oils and their fractions, fit for human consumption	25	22.166	367	76.889
1504109000	Fish-liver oils and their fractions, unfit for human consumption	27.733	65.919	32.189	67.809
1504201000	Fats & oil of fish, not liver oil solid fraction, not chemically modified	4.004	122.747	100.388	975.816
1504209000	Fats & oil of fish, not liver oil other fraction, not chemically modified	192.909	289.487	923.297	2.424.586
1505001000	Lanolin	13.640	31.552	90.178	200.284
1505009000	Other wool grease and fatty substances derived therefrom	100	28.253	2.949	105.130
1506000000	Other animal fats and oils, and their fractions, not chemically modified	36.572	66.439	69.977	131.071
1507100000	Crude oil of soya bean, whether or not degummed	0	20.160	0	32.760
1507901000	Refined oil of soya bean	275.693	2.295.704	302.002	2.338.947
1507902000	Fraction of unrefined soya-bean oil	502.803	1.516.192	570.780	1.673.028
1507909000	Other soya bean oil and its fractions	291.434	1.424.145	347.352	1.688.442
1508909900	Other ground-nut oil, other than solid fractions, not chemically modified	1	1	95	95
1509101000	Virgin olive oil, in packing of net weight <=30 kg	6.610	39.445	29.833	161.024
1509109000	Virgin olive oil, in packing of net weight >30 kg	13.170	36.516	41.091	140.919
1509902100	Fractions of unrefined olive oil, in packing of net weight <=30 kg	0	1	0	52
1509909900	Other olive oil, whether or not refined, in packing of net weight >30 kg	11.934	62.625	58.129	292.845
1510009900	Other oils, obtained solely from olives, not chemically modified	11.437	25.086	21.552	65.185
1511901000	Fractions of unrefined palm oil, not chemically modified	0	19.298	0	13.967
1511909010	Palm oil, refined, bleached & deodorised (rbd)	30.000	53.973	21.548	57.157
1511909020	Olein, refined, bleached & deodorised (rbd)	40.010	8.602.700	31.966	4.615.826
1511909090	Other palm oil and its fractions, not chemically modified	0	365.117	0	246.732
1512110000	Crude oil of sunflower seed/safflower	0	201	0	313
1512191000	Refined oil of sunflower-seed/safflower	17.899	65.982	61.067	170.704
1512192000	Fraction of unrefined sunflower-seed or safflower oil	280.290	688.086	334.006	967.122
1512199000	Other fractions of sunflower-seed/safflower, but not chemically modified	20.760	124.299	37.450	211.188
1513110000	Crude oil of coconut (copra)	0	53.229	0	29.392
1513192000	Fraction of unrefined coconut (copra) oil	0	195	0	1.213
1513199000	Coconut oil, refined, bleached & deodorised (rbd)	12.815	70.237	10.455	39.045
1513291100	Solid fract, not chemically modified, of unrefined palm kernel stearin/babassu oil	68.422	391.154	106.600	562.260
1513292100	Solid fract, not chemically modified, of refined palm kernel stearin/babassu oil	0	76.722	0	118.460
1513299900	Other fractions of palm kernel oil or babassu oil, not chemically modified	4.838	7.680	27.341	41.531
1514110000	Crude oil of low erucid acid rape or colza	23.982	148.200	19.875	107.699
1514199000	Other fraction of low acid rape/colza oil not chemically modified	26.559	43.389	47.071	86.412
1514911000	Crude oil of other rape/colza oil & its fractions	1.607	2.276	10.030	15.516
1514999100	Other fractions of rape or colza oil	82.720	229.040	89.436	287.296
1514999900	Other fractions of mustard oil	0	669	0	1.667
1515110000	Crude oil of linseed	0	199	0	2.517
1515190000	Other linseed oil and its fractions	86.220	366.806	105.602	621.067
1515210000	Crude oil of maize (corn)	0	8.287	0	6.521
1515291100	Solid fraction, not chemically modified of unrefined maize (corn) oil	0	110	0	1.309
1515291900	Other fractions, not chemically modified of unrefined maize (corn) oil	5.250	52.813	7.009	60.274
1515299900	Other fractions, not chemically modified of refined maize (corn) oil	28.580	185.268	83.477	505.678
1515301000	Crude oil of castor	31.200	62.819	35.880	82.133
1515309000	Other castor oil and its fractions	70.666	251.241	85.471	304.682
1515509000	Fraction of refined sesame oil	50.847	412.902	107.294	507.821
1515901900	Fraction of refined tengkawang oil	714	1.245	9.810	10.345
1515909900	Other fixed vegetable fats and oils and their fractions	134.119	297.210	686.853	1.152.559
1516101000	Animal fats & oils and their fractions, in packing net weight >=10 kg	15.000	64.000	13.500	128.650
1516201100	Re-esterified fats & oils of soya bean and its fraction	0	216.910	0	287.480
1516201200	Re-esterified of crude palm oil and its fraction	414.603	1.057.523	500.538	1.479.348
1516201300	Re-esterified fats & of palm oil, other crude and its fraction	58.000	380.955	78.780	597.430
1516201900	Other vegetable fat, re-esterified fats & oils and its fraction	628.218	2.090.284	834.485	3.015.084
1516202100	Hydrogenated fats in flakes of ground-nut, soya beans, palm oil or coconuts	0	10.635	0	14.208
1516202300	Hydrogenated fats in flakes of olives	0	1.599	0	720

I.3. IMPOR MENURUT KOMODITI / IMPORT BY HS COMMODITY
***** MEI / MAY 2009 *****

HS	Uraian Komoditi Commodity Description	Berat Bersih / Net Weight (Kg)		Nilai / Value C.I.F (US\$)	
		Bulan ini	Kumulatif	Bulan ini	Kumulatif
		Current Month	Cum.Jan. to date	Current Month	Cum.Jan. to date
1516202900	Other hydrogenated vegetable fatsin flakes	528.060	2.204.203	875.820	3.830.516
1516204000	Hydrogenated and refined, bleached anddeodorised palm kernel stearin or olein	529.786	2.734.305	661.679	3.883.095
1516207000	Refined, rbd palm stearin with iodinevalue not exceeding 48	4.500	25.500	12.836	35.854
1516209100	Oth fat & oils of ground-nuts, palm oilor coconuts	160.570	1.030.374	164.812	1.130.924
1516209900	Other vegetable fats and oils and theirfractions	101.560	1.155.551	173.997	1.347.292
1517100000	Margarine, excl. liquid margarine	23.564	370.702	33.883	380.504
1517902000	Liquid margarine	178	49.635	2.403	118.264
1517903000	Mould release preparations	3.219	3.531	9.214	10.556
1517904300	Shortening	1.662	15.997	4.524	29.648
1517905000	Solid mixtures or prep of vegetablefats or oils or of their fractions	37.260	250.570	47.286	319.793
1517906200	Liquid mixtures or prep of fats/oil,which palm oil predominates	0	147.358	0	302.108
1517906700	Liquid mixtures or prep of fats/oil,which soya-bean oil predominates	0	205	0	8.100
1517906900	Liquid mixtures or prep of fats/oil,which oth vegetable oil predominates	23.944	161.311	47.690	340.059
1517909000	Oth edible mixtures or prep ofanimal or vegetable fats or oils	40.064	265.040	510.845	1.962.883
1518001200	Animal fats and oils, boiled, oxidised,dehydrated,sulphurised,blown,polymerised	0	41.110	0	60.099
1518001400	Ground-nut,soya-bean, palm/coconut oilpolymerised,or oth chemically modified	173.139	1.003.778	300.659	1.388.539
1518001500	Linseed oil&its fract,boiled,oxidised,dehydrated,sulphurised,blown,polymerised	11.000	27.360	21.450	44.004
1518001600	Olive oil&its fract,boiled, oxidised,dehydrated,sulphurised,blown,polymerised	0	75.562	0	204.598
1518001900	Oth animal/vegetable fat & oils, boiled,dehydrate,sulphurise,blown,polymerised	52.361	171.790	44.098	226.312
1518002000	Inedible mixtures/preparation of animalfats or oils or of different fats/oils	64.000	184.387	78.400	223.461
1518003100	Inedible mixtures/preparations ofpalm oil (including palm kernels)	1.564	2.728	5.555	10.333
1518003200	Inedible mixtures/preparations ofground-nuts, soya-beans or coconuts	56.000	518.400	79.280	714.054
1518003900	Inedible mixtures or preparate of othervegetable fats or oils	44.153	232.597	58.844	252.710
1518006000	Inedible mixture & preparate of animalor vegetable fats or oils	61.054	309.642	287.366	1.605.940
1520001000	Glycerol, crude	0	60.220	0	8.792
1520009000	Glycerol waters and glycerol lyes	83	2.375	588	14.200
1521100000	Vegetable waxes(oth.than triglycerides)whether or not refined or colored	4.905	13.914	51.218	130.874
1521901000	Bee wax and other insect waxes, whetheror not refined or colored	0	265	0	4.049
1521902000	Spermaceti, whether or not refined orcolored	0	672	0	5.099
1522009000	Residues resulting f/the treatment offatty substan.or animal/vegetable waxes	0	670	0	450
1601000011	Sausage containing pork	0	49	0	378
1601000090	Other sausages and similar products ofmeat, meat offal or blood	10.404	46.973	15.192	57.850
1602101000	Prepared or preserved meat offal/bloodcontaining pork, in airtight containers	15.492	22.210	24.576	31.336
1602109000	Prepared or preserved meat, or bloodcont both pork, in airtight containers	1.592	7.344	1.780	8.220
1602390000	Oth prepared/preserved meat offal/bloodof oth fowls of poultry of heading 01.05	0	21	0	309
1602411000	Hams and cuts thereof of swine,in airtight containers	4.152	19.525	4.644	21.924
1602419000	Hams and cuts thereof of swine,in other than airtight containers	0	8.383	0	12.187
1602421000	Shoulders and cuts thereof of swinein airtight containers	4.069	24.154	4.550	27.035
1602429000	Shoulders and cuts thereof of swinein other than airtight containers	5.794	11.011	6.480	12.320
1602491100	Luncheon meat of swine,in airtight containers	97.186	118.264	110.711	132.893
1602491900	Luncheon meat of swine,in other than airtight containers	0	2.488	0	4.610
1602499100	Oth prepared/preserved meat offal/bloodof swine in airtight containers	0	158.171	0	179.212
1602499900	Oth prepared/preserved meat offal/bloodof swine not in airtight containers	0	2.521	0	4.641
1602500000	Other prepared or preserved meat offalor blood of bovine animals	72.699	280.082	264.710	988.173
1602909000	Oth prepared/preserved meat offal/bloodof any animal	3.452	3.452	18.642	18.642
1603001000	Extracts & juices of chicken, with herbs	1.682	2.057	23.930	30.484
1603003000	Extracts/juices of oth meat,fish/crustamolluscs/aquatic invertebr, with herbs	0	39.600	0	34.200
1603009000	Extracts/juices of oth meat,fish/crustamolluscs/aquatic invertebr,without herbs	681	51.194	1.049	93.740
1604111000	Salmon, prepared/preserved in airtightcontainers	0	191	0	3.932
1604119000	Salmon, prepared or preserved in otherthan airtight containers	10.330	14.122	7.544	10.409
1604131100	Sardines, prepared/preserved in airtightcontainer	66.207	172.287	103.335	287.699
1604131900	Sardines, prepared or preserved in otherthan airtight containers	24.588	24.729	34.841	35.493
1604139900	Sardinella and brisling or sprats,prep/preserved not in airtight containers	32.447	33.494	43.016	44.512
1604141000	Tunas, skipjack & bonito (sarda spp),prepared/preserved in airtight container	0	38.958	0	130.556
1604149000	Tunas, skipjack, bonito(sarda spp),prep/preserved not in airtight containers	0	19.519	0	29.988
1604151000	Mackerel, prepared or preserved, inairtight containers	0	206.541	0	503.682
1604159000	Mackerel, prepared or preserved, inother than airtight containers	31.394	63.960	60.019	115.094
1604169000	Anchovies, prepared or preserved, inother than airtight containers	0	22.608	0	56.088
1604193000	Otherfish, whole or in pieces, but notminced, in airtight containers	0	226	0	430
1604199000	Other fish,whole/in pieces,not minced,prepared/preserved in other	0	389	0	878
1604201900	Sharks fins, prepared and ready for usein other than airtight containers	3.641	8.497	13.656	23.356
1604202900	Fish sausages in other than airtightcontainers	19.249	40.281	25.065	38.831
1604209900	Oth prepared/preserved fish, in otherthan airtight containers	45.259	172.677	110.828	511.588
1605101000	Crabs in airtight containersprepared or preserved	0	31.287	0	243.579
1605109000	Crabs in other than airtight containersprepared or preserved	6.350	37.614	23.252	384.905
1605201100	Shrimps paste in airtight containersprepared or preserved	0	29.614	0	233.185
1605201900	Shrimps paste in other than airtightcontainers prepared or preserved	0	2	0	2
1605209100	Other aquatic invertebrata in airtighcontainers,prepared or preserved	0	294	0	562
1605209900	Oth aquatic invertebrata in oth cntners, prepared or preserved	9.452	39.867	51.516	223.864
1605401000	Other crustaceans in airtight containers, prepared or preserved	0	9.202	0	8.176
1605409000	Other crustaceans in other containers, prepared or preserved	0	24	0	4.224
1605901000	Abalone, prepared or preserved	0	14.946	0	45.367
1605909000	Oth crustaceans, molluscs & oth.aquaticinvertebrates, prepared or preserved	2.116	52.018	6.818	160.314
1701110010	Cane sugar,icumsa minimal 1200	78.444.397	249.311.009	25.217.357	79.522.436

I.3. IMPOR MENURUT KOMODITI / IMPORT BY HS COMMODITY

*** MEI / MAY 2009 ***

HS	Uraian Komoditi Commodity Description	Berat Bersih / Net Weight (Kg)		Nilai / Value C.I.F (US\$)	
		Bulan ini Current Month	Kumulatif Cum.Jan. to date	Bulan ini Current Month	Kumulatif Cum.Jan. to date
1701110090	Cane sugar, icumsa maximal 1200	13.400.000	13.400.000	4.218.300	4.218.300
1701991100	Refined sugar, white	7.549.050	27.158.268	3.309.080	11.985.177
1701991900	Other refined sugar	45	45	801	801
1702110000	Lactose and lactose syrup, containing by weight 99% or more lactose	1.112.054	4.516.383	738.572	3.077.767
1702190000	Lactose and lactose syrup, containing by weight less than 99% lactose	293.208	1.140.097	486.463	2.299.452
1702200000	Maple sugar and maple syrup	19.789	31.869	18.855	39.111
1702301000	Glucose, containing fructose < 20%	1.516.047	8.291.682	766.637	4.813.461
1702302000	Glucose syrup, containing fructose < 20%	2.040.725	8.772.024	774.007	3.905.348
1702400000	Glucose and glucose syrup, containing 20% <= fructose < 50%	0	240.000	0	231.719
1702500000	Chemically pure fructose	51.003	122.516	77.073	177.244
1702601000	Fructose, containing fructose > 50%	2.000	5.000	7.000	17.500
1702602000	Fructose syrup, containing fructose > 50%	0	23.829	0	47.671
1702901000	Maltose	468.429	1.677.362	257.941	1.129.051
1702902000	Artificial honey, whether or not mixed with natural honey	36.578	104.865	102.057	263.316
1702903000	Flavoured or colored sugars (excluding maltose)	1.434	1.906	2.704	3.801
1702904000	Caramel	50.728	933.212	51.172	980.264
1702909000	Other sugar, incl. invert sugar & sugar syrup blends cont. 50% of fructose	5.408.274	7.056.374	2.282.207	4.103.055
1703101000	Cane molasses containing added flavouring or coloring matter	6.500.000	18.500.000	1.397.500	5.297.500
1703109000	Cane molasses not containing added flavouring or coloring matter	4.000.000	18.216.292	522.400	2.393.485
1703909000	Oth molasses result from extract/refine sugar, not cont add flavour/color matter	19.410.000	35.410.708	4.404.600	8.874.153
1704100000	Chewing gum, whether or not sugar-coated	46.248	225.378	209.467	940.863
1704901000	Medicated sweets	32.695	86.643	284.150	742.881
1704902000	White chocolate	1.290	15.570	5.741	69.104
1704909000	Oth sugar confectionery, not cont. cocoa	316.433	1.326.008	714.299	3.213.683
1801000000	Cocoa beans, whole or broken, raw/roasted	2.240.253	13.729.105	6.482.773	37.113.344
1802000000	Cocoa shells, husks, skins & oth cocoawaste	0	44	0	422
1803100000	Cocoa paste, not defatted	20.957	76.143	60.128	222.318
1803200000	Cocoa paste, wholly or partly defatted	20.000	173.000	20.000	178.100
1804000000	Cocoa butter, fat and oil	0	2.766	0	15.947
1805000000	Cocoa powder, not containing added sugar or other sweetening matter	956.227	4.107.164	1.760.753	6.873.127
1806100000	Cocoa powder, containing added sugar or other sweetening matter	8.323	2.386.929	24.378	4.535.854
1806201000	Chocolate confectionary in blocks, slab bars, weighing > 2 kg	53.354	635.975	98.627	1.849.780
1806209000	Oth chocolate & oth food preparations cont. cocoa, weighing > 2 kg	13.052	76.304	32.946	289.269
1806311000	Chocolate confectionary in blocks, slab bars, filled, weighing > 2 kg	5.579	37.758	57.756	293.657
1806319000	Oth chocolate & oth food preparations cont. cocoa, filled, weighing > 2 kg	50.630	353.614	399.976	2.164.000
1806321000	Chocolate confectionary in blocks, slab bars, not filled, weighing > 2 kg	58.431	229.601	144.993	353.691
1806329000	Oth chocolate & oth food preparations cont. cocoa, not filled, weighing > 2 kg	0	9.087	0	32.158
1806901000	Chocolate confectionary in tablets or pastilles	0	82.072	0	431.333
1806902000	Food preparations of flour, meal, starch cont. 40% <= cocoa < 50%, not for retail	0	14.183	0	19.348
1806909000	Food preparations of flour, meal, starch cont. 40% <= cocoa < 50%, for retail	24.523	217.688	91.506	1.125.105
1901101000	Preparations of malt extract for infant use, put up for retail sale	35.608	50.843	87.123	137.306
1901102000	Prep for infant use, of goods of heading 0401 to 0404 of malt for infant use	0	116.425	0	687.623
1901103000	Preparations of soya bean powder for infant use, put up for retail sale	234.994	1.515.768	613.051	5.074.299
1901109000	Food preparations of without containing fat for baby	240.614	1.241.046	486.424	2.722.909
1901201000	Mixes & doughs of flour, groats, meal, starch/malt extract, not cont. cocoa	20.160	96.505	32.413	246.195
1901202000	Mixes & doughs of flour, groats, meal, starch/malt extract, containing cocoa	0	11.050	0	69.300
1901203000	Other mixes and doughs for prep. of bakers wares, not containing cocoa	95.254	311.837	174.125	691.609
1901204000	Other mixes and doughs for prep. of bakers wares, containing cocoa	0	3.202	0	9.377
1901901000	Infant food prep for lactase deficiency, medical not put up for retail sale,	6.067	18.670	8.205	27.392
1901902000	Malt extract/Infant food, not put up for retail sale	342.583	907.021	579.246	1.541.139
1901903100	Filled milk, prep. of goods of heading 04.01 to 04.04	270.748	709.742	263.072	1.305.876
1901903900	Oth medical food prep of goods of heading 0401 to 0404	609.523	2.307.060	934.077	3.667.648
1901904100	Other soya based preparation, in powder form	24.000	72.000	43.951	132.575
1901904900	Other soya based preparations, in other form	98	15.602	1.196	41.419
1901909010	Kerupuk of shrimps	0	102	0	64
1901909090	Oth preparation of medical food cont. cocoa	128.073	1.022.162	329.842	3.092.853
1902110000	Uncooked pasta, not stuffed/otherwise prepared, containing eggs	85.482	240.062	95.546	287.203
1902192000	Rice vermicelli (bee hoon)	19.706	187.363	22.063	187.058
1902199000	Oth uncooked pasta, not containing eggs	252.002	1.152.409	314.713	1.314.423
1902209000	Oth stuffed pasta, whether or not cooked	0	295	0	466
1902301000	Instant noodles	8.674	47.123	14.915	79.504
1902302000	Instant rice vermicelli	0	69	0	37
1902309000	Other stuffed pasta	120.504	439.400	303.648	940.021
1902400000	Couscous	758	1.204	1.459	3.282
1903000000	Pearl tapioca, flakes, setting and substitutes of tapioca	5.121	22.122	5.752	26.134
1904100000	Prepared foods obtained by the swelling or roasting of cereals/cereal products	332.225	1.590.850	971.768	3.981.374
1904200000	Prepared foods of mixtures of roasted or unroasted cereal flakes products	23.318	74.762	41.027	124.907
1904300000	Bulgur wheat	40	75	253	1.588
1904901000	Rice preparations, including pre-cooked rice	66.000	588.147	61.116	619.270
1904909000	Oth prepared foods obtained of cereals or cereal products	40.166	143.291	49.650	292.851
1905100000	Crisp bread	21.386	71.230	57.770	192.226
1905200000	Gingerbread and the like	2.316	16.077	6.669	32.523
1905311000	Sweet biscuits not containing cocoa	23.044	203.907	110.735	602.727
1905312000	Sweet biscuits containing cocoa	279.604	520.317	477.396	1.081.986

I.3. IMPOR MENURUT KOMODITI / IMPORT BY HS COMMODITY
***** MEI / MAY 2009 *****

HS	Uraian Komoditi Commodity Description	Berat Bersih / Net Weight (Kg)		Nilai / Value C.I.F (US\$)	
		Bulan ini	Kumulatif	Bulan ini	Kumulatif
		Current Month	Cum.Jan. to date	Current Month	Cum.Jan. to date
1905320000	Waffles and wafers	139.709	611.550	383.793	1.691.346
1905400000	Rusks, toasted bread & similar toasted products	29.473	108.504	38.313	149.370
1905901000	Unsweetened teething biscuits	19.380	26.596	22.645	34.559
1905902000	Other unsweetened biscuits	7.547	58.413	25.283	111.444
1905903000	Cakes	23.719	81.153	36.453	95.715
1905904000	Pastries	17.205	17.205	39.318	39.318
1905906000	Empty cachets of a kind suitable for pharmaceutical use	0	17	0	272
1905907000	Communion wafers, sealing wafers, rice paper and similar products	22	22	139	139
1905908000	Other crisp savoury food products	23.426	70.763	44.797	172.151
1905909000	Other baker wares	310.879	926.404	564.301	1.798.275
2001100000	Cucumbers and gherkins, prepared or preserved by vinegar or acetic acid	655	119.400	1.793	497.570
2001901000	Onions, prepared/preserved by vinegar or acetic acid	45.858	199.846	127.425	418.668
2001909000	Oth vegetables, fruit, nuts, edible plant prep/preserve by vinegar/acetic acid	3.661	45.221	30.921	104.497
2002101000	Tomatoes, whole/in pieces, not prepared or preserved by vinegar/acetic acid	49.891	145.068	40.986	120.041
2002109000	Oth tomatoes, whole/in pieces, not prep. or preserved by vinegar/acetic acid	2.971	87.054	2.896	94.865
2002901000	Tomato paste, not prepared or preserved by vinegar or acetic acid	608.189	3.603.690	675.342	3.825.594
2002909000	Other tomatoes, prepared or preserved otherwise than by vinegar/acetic acid	6.105	86.258	35.619	160.339
2003100000	Mushrooms of the genus agaricus, not prepared/preserved by vinegar/acetic acid	47.117	978.031	55.197	911.698
2003200000	Truffles, not prepared/preserved by vinegar or acetic acid	0	2.656	0	47.494
2003900000	Oth mushrooms, not prepared/preserved by vinegar or acetic acid	55.576	69.308	41.256	62.480
2004100000	Potatoes, frozen, not prep/d/preserved by vinegar or acetic acid	764.108	4.726.973	756.030	5.007.565
2004909000	Oth vegetables, frozen, prep/preserved by vinegar/acetic acid	381	20.738	425	22.300
2005100000	Homogenised vegetables, not frozen, not prepared/preserved by vinegar/acetic acid	9.102	9.102	4.750	4.750
2005201000	Potatoes chips & sticks, not frozen, not prepared/preserved by vinegar/acetic acid	190.276	1.136.226	259.120	2.766.412
2005209000	Other potatoes, not frozen, not prep. or preserved by vinegar or acetic acid	1.611	1.611	8.376	8.376
2005400000	Peas (pisum sativum), not frozen, not prepared/preserved by vinegar/acetic acid	53.738	630.369	20.304	299.407
2005510000	Beans, shelled, not frozen, not prepared or preserved by vinegar or acetic acid	0	18.079	0	37.369
2005590000	Other beans, not frozen, not prepared or preserved by vinegar or acetic acid	14.530	48.816	20.404	59.628
2005600000	Asparagus, not frozen, not prepared or preserved by vinegar or acetic acid	26.913	171.964	20.580	151.324
2005700000	Olives, not frozen, not prepared or preserved by vinegar or acetic acid	1.865	11.630	6.788	42.964
2005800000	Sweet corn (zea mays var. saccharata), not frozen, not prepared by vinegar/acetic acid	22.929	160.282	13.623	117.098
2005910000	Vegetables and mixtures of, not frozen, not prepared by vinegar/acetic acid	0	27.284	0	21.956
2005990000	Oth smoked garlic, not frozen vegetable & mixtures of not prep. by vinegar/acetic acid	37.133	98.402	51.597	119.193
2006000000	Vegetables, fruit, nuts, fruit-peel & oth parts of plants, preserved by sugar	47.849	92.690	56.317	115.188
2007100000	Jams, fruit jellies, marmalades, fruit nut, homogenised preparations	18.803	189.630	34.040	452.213
2007910000	Citrus fruit	33.360	91.253	32.026	89.791
2007991000	Fruit grains and pastes other than of mango, pineapples or strawberries	0	132.665	0	165.905
2007999000	Fruit grains and pastes of mango, pineapples or strawberries	64.807	423.284	166.065	1.163.808
2008111000	Roasted ground nuts, otherwise prepared/preserved	421	15.084	2.322	37.394
2008112000	Peanut butter, otherwise prepared or preserved	485	117.197	1.362	253.531
2008190000	Oth ground nuts, otherwise prepared or preserved	23.193	191.949	94.558	279.291
2008191000	Cashew, incl. mixtures, otherwise prepared or preserved	0	1.814	0	4.188
2008199000	Other nuts and seeds, otherwise prepared or preserved	7.169	70.421	42.640	371.354
2008200000	Pineapples, otherwise prepared/preserved	0	6.679	0	22.303
2008301000	Citrus fruit, added sugar/oth. sweetening in or not in airtight container	0	17.222	0	11.040
2008309000	Oth citrus fruit, not added sugar/sweetening in/not in airtight container	106.298	560.072	113.942	576.534
2008401000	Pears, containing added sugar or sweetening matter in airtight container	0	3	0	35
2008409000	Oth pears, not containing added sugar/sweetening matter, in/not airtight cont.	0	5.415	0	8.005
2008501000	Apricots, containing added sugar / othersweet, matter in/not airtight container	0	3	0	35
2008601000	Cherries, containing added sugar / othersweet, matter in/not airtight container	6.894	8.639	5.586	10.335
2008609000	Cherries, not containing added sugar/sweetening, in/not airtight containers	0	105	0	398
2008701000	Peaches, containing added sugar or othersweet, matter in/not airtight container	1.154	75.567	935	48.970
2008709000	Peaches, not containing added sugar/sweetening, in/not airtight containers	3.692	18.680	2.552	23.845
2008809000	Strawberries, not containing added sugar/sweetening, in/not airtight containers	75	14.338	316	47.609
2008922000	Mixtures of other edible parts of plant added sugar, in/not airtight container	1.357	63.433	1.099	60.854
2008929000	Mixtures of other edible parts of plant not added sugar, in/not airtight contain.	17.092	398.305	15.472	207.302
2008991000	Lychees, otherwise prepared or preserved	89.305	302.646	60.056	277.225
2008992000	Longans, otherwise prepared or preserved	13.524	467.884	9.010	338.516
2008993000	Stems, roots and oth. edible parts of plants, otherwise prepared or preserved	14.138	25.774	19.013	35.530
2008994000	Otherwise prepared or preserved, added sugar/sweet, in/not airtight container	0	2.162	0	2.368
2008999000	Otherwise prepared/preserved, not added sugar/sweet, in/not airtight container	98.913	130.802	116.630	161.128
2009110000	Orange juice, frozen	101.107	708.605	183.390	1.368.109
2009120000	Orange juice, not frozen, of a brix value not exceeding 20	32.424	489.206	24.077	392.007
2009190000	Orange juice, not frozen, of a brix value exceeding 20	81.765	348.534	48.749	262.986
2009210000	Grapefruit juice, of a brix value not exceeding 20	859	26.578	676	20.921
2009290000	Other grapefruit juice of a brix value exceeding 20	26.603	93.834	150.709	466.267
2009310000	Juice of any other single citrus fruit, of a brix value not exceeding 20	431	9.283	945	10.023
2009390000	Other juice of any other single citrus of a brix value exceeding 20	15.874	67.933	17.078	134.615
2009410000	Pineapple juice, of a brix value not exceeding 20	3.622	14.666	2.970	14.619
2009490000	Other pineapple juice, of a brix value exceeding 20	0	6.449	0	6.021
2009500000	Tomato juice	15.382	61.704	11.045	48.006
2009610000	Grape juice (including grape must), of a brix value not exceeding 20	41.964	172.456	52.230	156.684
2009690000	Other grape juice (including grape must) of a brix value exceeding 20	29.697	61.893	23.027	50.840
2009710000	Apple juice, of a brix value not exceeding 20	39.420	329.610	28.339	249.960

I.3. IMPOR MENURUT KOMODITI / IMPORT BY HS COMMODITY

*** MEI / MAY 2009 ***

HS	Uraian Komoditi Commodity Description	Berat Bersih / Net Weight (Kg)		Nilai / Value C.I.F (US\$)	
		Bulan ini Current Month	Kumulatif Cum.Jan. to date	Bulan ini Current Month	Kumulatif Cum.Jan. to date
2009790000	Other apple juice of a brix value exceeding 20	94.574	410.324	137.646	757.407
2009801000	Blackcurrant juice	224	822	4.377	14.617
2009809000	Other juice of any other single fruit or vegetables	26.759	363.957	33.934	795.686
2009900000	Mixtures of juices	131.156	403.206	134.388	609.118
2101111000	Instant coffee	306.673	1.059.748	2.600.737	8.904.088
2101119000	Oth extracts, essences and concentrates of coffee	60.386	143.124	148.072	376.888
2101120000	Preparations with a basis of extracts, essences or concentrates of coffee	3.590	140.723	38.309	3.323.572
2101201000	Tea preparations consisting of a mixture tea, milk powder and sugar	423	10.909	1.277	44.183
2101209000	Mate preparations consisting of a mixture mate, milk powder and sugar	93.792	306.397	483.704	1.655.011
2101300000	Roasted chicory & oth. roasted coffee substitutes, extract, essence & concent. thereof	8	343	765	4.655
2102101000	Bread yeasts, active	125.131	576.880	324.938	1.680.969
2102109000	Active yeasts, other than for bread	155.440	643.565	512.485	2.076.070
2102200000	Inactive yeasts; other single-cell microorganisms, dead	487.546	1.727.177	676.893	2.708.154
2102300000	Prepared baking powders	131.018	732.885	336.517	1.607.957
2103100000	Soya sauce sweet, salt and other	594.790	2.637.736	654.173	2.237.896
2103200000	Tomato ketchup and other tomato sauces	30.173	151.354	63.853	227.400
2103300000	Mustard flour & meal & prepared mustard	5.632	126.686	19.374	100.046
2103901000	Chilli sauce	103.096	680.595	209.279	973.350
2103902000	Mixed condiments and mixed seasonings, including belachan	25.939	218.164	92.753	739.633
2103903000	Fish sauce	82.477	347.985	51.190	239.768
2103909000	Other sauces and preparations therefor; mustard flour & meal & prepared mustard	554.081	2.558.406	1.282.314	6.532.395
2104101000	Soups and broths & preparation therefor containing meat	7.741	47.648	9.498	66.812
2104109000	Soups and broths & preparation therefor, not containing meat	25.195	233.753	43.164	455.379
2104201000	Homogenised composite food preparations, containing meat	0	12	0	52
2104209000	Homogenised composite food preparations, not containing meat	0	20.681	0	64.330
2105000000	Ice cream and other edible ice, whether or not containing cocoa	108.073	470.115	516.891	1.805.038
2106100000	Protein concentrates and textured protein substances	337.379	1.225.336	705.207	2.147.257
2106901000	Dried bean curd and bean curd sticks	4	503	246	2.202
2106902000	Flavoured or colored syrups	32.383	271.795	86.456	793.858
2106903000	Non-dairy creamer	4.046.418	15.166.215	5.978.507	23.470.437
2106904000	Autolysed yeast preparations	53.685	155.806	623.241	1.794.010
2106905100	Non-alcoholic prep used as raw material to make composite concentrates beverage	4.085	86.868	38.229	489.176
2106905200	Non-alcoholic comp concentrates for simple dilution with water to make beverages	372.110	1.450.285	4.015.503	12.540.099
2106905300	Ginseng based products, non-alcoholic preparations use for making beverages	10	13.444	497	29.674
2106905900	Other non-alcoholic preparations use for making beverages	210.025	810.953	702.380	2.425.714
2106906900	Other alcoholic preparations	30	52	3.346	6.164
2106907000	Preparations vitamins or minerals, medic food and oth. food supplements	105.104	962.722	2.475.271	19.809.930
2106908000	Mixtures of chemicals foodstuffs or sub with nutritive value, used for food proc	222.794	1.894.530	1.455.690	17.330.815
2106909100	Fortificant premixes	21.439	58.132	224.230	1.058.311
2106909200	Ginseng based preparations	14.127	15.565	11.682	51.566
2106909400	Other preparations for infant use	1.703	39.039	122.850	864.188
2106909900	Other food preparations not elsewhere specified or included	371.927	5.409.621	2.864.924	17.646.681
2201100000	Mineral waters and aerated waters	53.957	571.098	35.255	424.542
2201909000	Other mineral waters or artificial	0	3	0	120
2202101000	Sparkling mineral waters and aerated waters, flavoured	83.913	767.195	48.066	355.293
2202109000	Other mineral water, containing added sugar/sweetening or flavoured	1.932.602	5.269.690	1.290.748	3.227.586
2202901000	Flavoured uht milk drink	57.703	440.069	109.145	360.323
2202902000	Soya milk drink	457.352	1.268.654	293.832	701.391
2202903000	Non-aerated beverage ready for immediate consumption without dilution	446.772	6.060.032	404.510	3.998.794
2202909000	Oth non-alcoholic beverages, excluding fruit or vegetable juices	4.243.620	15.484.838	2.984.230	9.780.315
2203009000	Other beer made from malt, including ale	2.783	15.804	7.072	31.693
2204100000	Sparkling wine	0	465	0	783
2204211100	Wine, in containers <= 2 l, alcoholic strength by volume <= 15%	0	80	0	351
2204211200	Wine, in containers <= 2 l, alcoholic strength by volume > 15%	0	9	0	65
2204212100	Grape must, in container <= 2 l, alcoholic strength by volume <= 15%	2.699	7.138	17.406	39.877
2204291100	Wine, in containers > 2 l, alcoholic strength by volume <= 15%	0	268	0	283
2205902000	Vermouth & oth wine, in container > 2 l, alcoholic strength by volume > 15%	18	18	112	112
2206002000	Sake (rice wine)	44	50	146	302
2207100000	Undenatured ethyl alcohol of alcoholic strength by volume of >= 80%	2.984	7.570	16.416	45.146
2207201100	Ethyl alcohol of an alcoholic strength by volume of > 99%	5.106	15.696	5.809	33.302
2207201900	Oth denatured ethyl alcohol, including methylate spirits	22	1.139	267	6.144
2207209000	Other ethyl alcohol and other spirits	113	3.052	2.154	7.017
2208203000	Other spirits of an alcoholic strength by volume not exceeding 46% vol	12	12	90	90
2208204000	Other spirits of an alcoholic strength by volume exceeding 46% vol	0	6.953	0	92.939
2208301000	Whiskies of an alcoholic strength by volume not exceeding 46% vol	5.127	9.511	54.140	89.135
2208501000	Gin & geneva of an alcoholic strength by volume not exceeding 46% vol	630	690	3.955	4.408
2208601000	Vodka of an alcoholic strength by volume not exceeding 46% vol	630	1.232	3.955	7.761
2208602000	Vodka of an alcoholic strength by volume exceeding 46% vol	0	143	0	1.911
2208901000	Medicated samsu of alcoholic strength by volume <= 40%	0	1	0	633
2208909000	Other spirituous beverages	0	6	0	4
2209000000	Vinegar and substitutes for vinegar obtained from acetic acid	63.578	207.503	55.353	221.397
2301100000	Flours, meals & pellets, of meat / meat offal; unfit for human consumption; greaves	5.174.813	22.142.928	2.892.393	11.299.597
2301200000	Flours, meals & pellets, of fish/crustacean, molluscs/other aquatic invertebrates	5.282.257	20.216.133	4.293.518	16.724.998
2302100000	Bran, sharps and other residues of maize (corn)	96.870	272.198	67.861	154.425

I.3. IMPOR MENURUT KOMODITI / IMPORT BY HS COMMODITY
***** MEI / MAY 2009 *****

H S	Uraian Komoditi Commodity Description	Berat Bersih / Net Weight (Kg)		Nilai / Value C.I.F (US\$)	
		Bulan ini Current Month	Kumulatif Cum.Jan. to date	Bulan ini Current Month	Kumulatif Cum.Jan. to date
2302300000	Bran, sharps and other residues of wheat	61.500	706.167	25.252	229.356
2302409000	Bran, sharps and other residues of othcereals	0	9.001	0	45.010
2302500000	Bran, sharps and other residues ofleguminous plants	37.500	187.500	19.656	95.038
2303109000	Other residues of starch and similarresidues	11.442.205	32.135.543	6.564.093	17.616.256
2303300000	Brewing or distilling dregs and waste	9.258.756	41.100.195	1.969.846	8.664.892
2304000000	Oil-cake&other solid residues,in pelletform, from the extract of soyabean oil	187.398.140	825.305.043	79.061.639	317.539.062
2305000000	Oil-cake&other solid residues,in pelletform, from the extract of ground-nut oil	0	1.449.463	0	426.492
2306300000	Oil-cake and other solid residues ofsunflower seeds	0	509.000	0	115.542
2306410000	Oil-cake and other solid residues oflow erucic acid rape or colza seeds	14.142.370	49.569.528	3.103.303	10.526.381
2306490000	Other oil-cake and other solid residuesof rape or colza seeds	313.890	4.453.910	74.078	924.815
2306500000	Oil-cake and other solid residues ofcoconut/copra manual/mechanic proces	0	18.000	0	564
2306600000	Oil-cake and other solid residues ofpalm nuts or kernels	78.380	584.780	20.875	136.096
2306902000	Oil-cake and other solid residues ofmaize (corn) germ	1.248.975	4.115.189	463.684	1.977.125
2306909000	Other oil-cake and other solid residues	2.278.011	8.483.962	387.663	1.395.582
2307000000	Wine lees; argol	0	201	0	3.453
2308000000	Vegetable materials and waste, residuesof a kind used in animal feeding	0	112.041	0	63.500
2309101000	Dog or cat food, put up for retail sale,containing meat	383.686	2.432.229	387.682	2.214.508
2309109000	Dog or cat food, put up for retail sale,not containing meat	588.958	2.1791.361	725.237	3.164.544
2309901100	Complete feed for poultry	204.007	1.179.801	114.404	719.451
2309901200	Complete feed for swine	0	7.817.158	0	1.753.478
2309901300	Complete feed for prawn feed	145.210	1.967.418	129.805	2.691.495
2309901900	Other complete feed	43.196	114.880	74.866	230.834
2309902000	Premixes, feed supplements and feedadditives for animal	2.607.858	10.575.553	8.654.271	33.552.310
2309903000	Other preparations of a kind used inanimal feeding, containing meat	21.161.517	93.495.927	10.255.722	42.119.084
2309909000	Other preparations of a kind used inanimal feeding, not containing meat	12.831.607	65.251.159	6.728.883	32.931.557
2401101000	Virginia tobacco, not stemmed/stripped,flue-cured	155.971	1.835.472	1.278.482	10.311.881
2401102000	Virginia tobacco, not stemmed/stripped,not flue-cured	1.120	1.120	13.707	13.707
2401103000	Other tobacco, not stemmed/stripped,flue-cured	43.376	722.475	475.009	4.654.848
2401109000	Other tobacco, not stemmed/stripped,not flue-cured	213.048	465.484	2.521.909	7.804.189
2401201000	Virginia tobacco, partly/wholly stemmed/stripped, flue-cured	873.569	7.472.779	5.377.111	46.858.793
2401202000	Virginia tobacco, partly/wholly stemmed/stripped, not flue-cured	750	20.550	1.356	158.269
2401203000	Oriental tobacco, partly/wholly stemmed/stripped	428.672	2.930.903	1.780.589	15.580.832
2401204000	Burley tobacco, partly/wholly stemmed/stripped	400	400	3.467	3.467
2401205000	Other tobacco, partly/wholly stemmed/stripped, flue-cured	969.750	3.005.838	3.020.081	12.124.005
2401209000	Other tobacco, partly/wholly stemmed/stripped, not flue-cured	134.718	532.231	1.033.320	3.416.382
2401301000	Tobacco stems	20.600	20.609	71.815	71.987
2401309000	Other tobacco refuse	0	124.526	0	262.971
2402100000	Cigars, cheroots and cigarillos,containing tobacco	6.340	15.237	331.500	483.666
2402209010	Cigarettes tobacco	0	21.440	0	164.698
2402209090	Other cigarettes containing tobacco	3.820	68.632	43.986	1.280.489
2402901000	Cigars, cheroots and cigarillos oftobacco substitutes	0	620	0	47.288
2402902000	Cigarettes of tobacco substitutes	0	2.478	0	136.292
2403101900	Other smoking tobacco, packed for retailsale	0	1.231	0	53.156
2403102100	Blended tobacco, for cigarette making	475.250	3.557.171	3.401.161	25.640.708
2403102900	Oth manufactures tobacco for cigarettemaking	0	16.095	0	79.559
2403109000	Other smoking tobacco, whether or notcontaining tobacco substitutes	18.479	243.606	109.094	966.071
2403910000	Homogenised or reconstituted tobacco	9.224	27.434	111.180	337.757
2403991000	Tobacco extracts and essences	12.500	20.465	48.320	260.290
2403999000	Oth manufactures tobacco & manufacturedtobacco substitutes	24	47.950	1.773	71.133
2501001000	Table salt	92	119	828	872
2501004100	Oth salt cont. at least 94.7% sodium chl a dry basis ,in package netto < 45 kg	163.784	700.151	66.500	230.505
2501004900	Oth salt cont. at least 94.7% sodium chl a dry basis ,in package netto < 45 kg	138.625.332	619.154.099	7.372.040	32.395.369
2501005000	Sea water	23	23	50	50
2501009000	Other salt	160	12.014	1.417	40.230
2503000000	Sulphur of all kinds, oth than sublimed,precipitated and colloidal sulphur	3.823.393	75.146.823	519.183	18.124.163
2504100000	Natural graphite, in powder or in flakes	65.368	554.159	34.850	364.305
2504900000	Natural graphite, in other form	156.412	649.334	56.492	273.537
2505100000	Silica sands and quartz sands	425.603	18.720.054	62.602	1.115.955
2505900000	Other natural sands,whether/not coloredother than metal-bearing sands	383.559	6.043.691	91.310	792.802
2506100000	Quartz	264.336	1.191.238	39.834	171.480
2506200000	Quartzite	10.115	72.392	5.605	61.758
2507000000	Kaolin and other kaolinic clays,whetheror not calcined	11.069.733	34.632.092	2.968.889	8.795.970
2508100000	Bentonite	7.523.552	87.106.983	851.206	6.669.859
2508300000	Fire-clay	276.117	906.450	140.538	473.052
2508400000	Other clays	4.839.345	10.819.085	910.304	2.841.675
2508500000	Andalusite, kyanite and sillimanite	64.000	304.087	34.137	132.186
2508600000	Mullite	476.135	1.399.496	219.880	736.439
2508700000	Chamotte or dinas earths	330.020	1.353.568	149.790	656.769
2509000000	Chalk	81.138	133.159	43.042	92.011
2510109000	Other natural calcium phosphates,naturaaluminium calcium phosphates, ungroun	106.082.523	261.792.246	35.599.101	76.579.054
2510201000	Apatite, ground	42.000	42.000	41.040	41.040
2510209000	Other natural calcium phosphates,naturaaluminium calcium phosphates, ground	0	5.205	0	15.625
2511100000	Natural barium sulphate (barytes)	2.516.619	30.769.845	663.579	2.963.612
2511200000	Natural barium carbonate (witherite)	0	125	0	297

I.3. IMPOR MENURUT KOMODITI / IMPORT BY HS COMMODITY
***** MEI / MAY 2009 *****

HS	Uraian Komoditi Commodity Description	Berat Bersih / Net Weight (Kg)		Nilai / Value C.I.F (US\$)	
		Bulan ini Current Month	Kumulatif Cum.Jan. to date	Bulan ini Current Month	Kumulatif Cum.Jan. to date
251200000	Siliceous fossil meals and similarsiliceous earths	221.709	1.532.412	106.193	902.658
251310000	Pumice stone	411	15.053	6.764	57.714
251320000	Emery, natural corundum, natural garnetand other natural abrasives	652.434	6.532.175	279.685	2.418.365
251400000	Slate, whether or not roughly trimmedor merely cut	104	47.692	515	13.321
251511000	Marble and travertine, crude or roughlytrimmed	0	76.475	0	15.086
2515121000	Marble and travertine, merely cut intoblocks	1.213.640	3.001.422	171.558	483.399
2515122000	Marble and travertine, merely cut intoslabs	1.760.208	6.907.572	595.236	2.373.304
2515200000	Ecaussine & other calcareous monumentalor building stone; alabaster	35	35	198	198
2516110000	Granite, crude or roughly trimmed	0	36.864	0	55.296
2516121000	Granite, merely cut into blocks	344.450	640.731	78.455	129.623
2516122000	Granite, merely cut into slabs	1.670.653	8.680.730	493.583	2.794.454
2516200000	Sandstone	74.453	247.987	23.309	78.432
2516900000	Other monumental or building stone	53.319	149.479	21.270	57.606
2517100000	Pebbles, gravel, broken/crushed stonewhether or not heat treated	278.957	2.752.024	64.091	807.825
2517300000	Tarred macadam	0	62	0	33
2517410000	Granules, chippings and powder of marblewhether or not heat trated	6.983.009	32.120.279	126.547	670.645
2517490000	Granules, chippings & powder of stones owhethet or not heat treated	109.559	1.232.305	46.385	478.530
2518100000	Dolomite, not calcined or sintered	0	60.000	0	10.980
2518200000	Dolomite, calcined or sintered	100.000	298.578	10.050	64.552
2518300000	Dolomite, ramming mix	504.000	1.080.000	116.280	243.000
2519100000	Natural magnesium carbonate (magnesite)	2.000	2.845.461	3.800	614.495
2519900000	Fused magnesia; dead-burned magnesia	672.824	2.946.869	366.439	1.447.973
2520100000	Gypsum, anhydrite	24.540.272	326.336.611	803.405	9.899.647
2520201000	Plasters, for use in dentistry	58.808	170.608	36.526	63.652
2520209000	Other plasters	10.616.392	36.857.016	1.558.673	4.205.335
2521000000	Limestone flux; limestone and othercalcareous stone	5.012.803	23.775.816	170.403	1.559.526
2522100000	Quicklime	48.000	4.557.484	18.720	531.195
2522200000	Slaked lime	449.113	3.780.625	125.409	561.006
2522300000	Hydraulic lime	532	532	1.766	1.766
2523101000	Cement clinkers, for white cement	8.903.000	21.068.272	297.855	1.138.181
2523109000	Other cement clinkers	52.475	6.332.470	24.698	353.231
2523210000	Portland cement, white cement, whetheror not artificially colored	0	35.305	0	31.714
2523291000	Portland cement, colored cement	67.097.000	370.377.220	3.119.507	18.346.995
2523299000	Other portland cements	6.090.817	162.034.864	1.562.481	8.940.941
2523300000	Aluminous cement	215.560	1.088.005	147.351	689.182
2523900000	Other hydraulic cements	0	101.722.695	0	5.091.059
2524900010	Chrysotile	8.300.875	33.819.918	3.863.896	15.365.439
2524900090	Other asbestos, crococolite & chrysolite	0	471	0	713
2525100000	Crude mica and mica rifted into sheetsor splittings	48.059	173.285	22.551	102.492
2525200000	Mica powder	109.578	734.543	182.171	881.769
2526100000	Natural steatite, not crushed, notpowdered	442.850	2.048.838	38.875	180.125
2526201000	Talc powder, crushed or powdered	4.387.126	40.951.206	631.975	4.428.951
2526209000	Oth natural steative, crushed/powdered	393.488	6.809.880	75.800	612.556
2528900000	Natural boric acid containing not morethan 85% of h3bo3 on the dry weight	195.460	850.345	212.343	637.010
2529100000	Felspar	11.273.227	81.725.948	992.523	5.718.952
2529210000	Fluorspar, containing by weight 97% orless of calcium fluoride	0	289.802	0	94.839
2529220000	Fluorspar, containing by weight morethan 97% of calcium fluoride	26.500	246.500	8.480	141.506
2529300000	Leucite; nepheline & nepheline syenite	186.878	988.556	52.150	345.066
2530100000	Vermiculite, perlite and chlorites,unexpanded	339.682	1.155.641	108.514	415.790
2530201000	Kieserite	9.185.106	22.395.863	1.133.374	2.892.548
2530202000	Epsomite	0	10	0	141
2530900000	Other mineral substances not elsewherespecified or included	1.317.931	8.643.578	434.980	2.325.075
2601110000	Iron ores and concentrates, other thanroasted iron pyrites :non agglomerated	336.000	316.524.294	130.434	60.190.200
2601120000	Iron ores and concentrates, other thanroasted iron pyrites :agglomerated	0	289.440	0	93.319
2601200000	Roasted iron pyrites	3.041	234.804	10.992	109.638
2602000000	Manganese ores & concentrates,includingferruginous manganese, m.content >= 2	48.919	100.267	59.510	156.357
2603000000	Copper ores and concentrates	2.378	10.006.309	18.309	14.370.935
2604000000	Nickel ores and concentrates	0	379	0	1.294
2605000000	Cobalt ores and concentrates	0	3.000	0	87.600
2606000000	Aluminium ores and concentrates	114.500	344.495	103.210	299.757
2607000000	Lead ores and concentrates	205.530	1.279.197	97.216	721.414
2608000000	Zinc ores and concentrates	0	24.070	0	29.423
2609000000	Tin ores and concentrates	372	99.528	5.604	79.225
2610000000	Chromium ores and concentrates	0	1	0	1.238
2612100000	Uranium ores and concentrates	0	2	0	6
2613900000	Molybdenum ores and concentrates,other than roasted	0	11	0	332
2614001000	Titanium ores and concentrates,ilmenite ores and concentrates	0	4.448	0	11.500
2614009000	Titanium ores and concentrates,other than ilmenite ores & concentrates	313.198	927.353	234.307	699.496
2615100000	Zirconium ores and concentrates	965.865	4.485.212	979.532	4.944.663
2615900000	Other niobium, tantalum ores andconcentrates vanadium or zirconium ores	1.002	317.874	4.296	356.069
2616900000	Precious metal ores other than silverores	0	64	0	1.327
2617100000	Antimony ores and concentrates	5.161	18.502	21.826	93.879
2617900000	Other ores and concentrates.	0	43.682	0	23.756
2618000000	Granulated slag (slag sand)from themanufacture of iron or steel	0	251.985	0	35.129

I.3. IMPOR MENURUT KOMODITI / IMPORT BY HS COMMODITY
***** MEI / MAY 2009 *****

HS	Uraian Komoditi Commodity Description	Berat Bersih / Net Weight (Kg)		Nilai / Value C.I.F (US\$)	
		Bulan ini Current Month	Kumulatif Cum.Jan. to date	Bulan ini Current Month	Kumulatif Cum.Jan. to date
261900000	Slag,dross (not granula slag),& othwaste from the manufac. of iron or steel	151	898.851	967	89.103
2620110000	Ash & residues containing mainly zinc,hard zinc spelter	13	13	191	191
2620190000	Ash & residues containing mainly zinc,other than hard zinc spelter	0	221	0	4.930
2620290000	Ash & residues containing mainly lead,other than leaded gasoline sludges	4	16	1.914	7.160
2620910000	Ash & residues containing antimony,beryllium cadmium chromium or their mix	7	26	285	763
2621900000	Seaweed ash (kelp)	0	14.212	0	11.931
2701110000	Anthracite	12.329.700	44.350.226	2.707.804	12.815.332
2701121000	Bituminous coal: coking coal	18	18	242	242
2701129000	Bituminous coal: other than coking coal	4.486	7.851	1.550	4.117
2701190000	Other coal	72.283	362.171	39.891	374.368
2701200000	Briquettes,ovoids & similar solid fuelsmanufactured from coal	9.792	9.950	5.226	5.878
2702100000	Lignite, whether or not pulverised, butnot agglomerated	4.904	18.586	5.156	32.743
2702200000	Agglomerated lignite	27.432	264.460	55.642	550.659
2703001000	Peat, whether or not compressed intobales, but not agglomerated	0	124.077	0	24.117
2703002000	Agglomerated peat	38.900	47.020	5.549	7.530
2704001000	Coke & semi-coke of coal	1.480.509	17.406.388	458.046	5.517.622
2704003000	Retort carbon	1.274.135	3.637.537	246.171	810.176
2705000000	Coal gas, water gas, producer gas andsimilar gases other than petroleum gas	102	497	902	6.523
2706000000	Tar distilled from coal,from lignite orfrom peat & other mineral tars	90.000	493.873	34.650	300.163
2707100000	Benzol (benzene)	24	3.948	1.038	21.884
2707200000	Toluol (toluene)	0	613	0	4.271
2707300000	Xylol (xylenes)	1.550	7.486	2.496	35.660
2707400000	Napthalene	14.783	29.178	69.976	158.297
2707500000	Oth. aromatic hydrocarbon mix.of >= 65%by volume, distils at 250.c, astm d 86 m	1.070.243	8.731.696	697.391	5.690.528
2707910000	Creosote oils	17.030	33.030	28.951	53.013
2707992000	Carbon black feedstock	0	14	0	520
2707999000	Other products of the distilled of hightemperature coal tar	130.516	3.476.779	393.051	2.854.488
2708100000	Pitch	2.744.186	9.730.017	1.606.100	5.429.430
2708200000	Pitch coke	0	5.701.000	0	4.062.672
2709001000	Crude petroleum oil	1.695.714.697	5.777.958.078	701.584.560	2.213.341.091
2709002000	Condensate	31.680	58.882	25.027	57.844
2709009000	Other petroleum oil, crude	14.160	155.030	24.780	190.265
2710111100	Motor spirit, premium leaded	27	8.795	1.770	16.181
2710111200	Motor spirit, premium unleaded	531.022.513	3.099.993.890	298.006.081	1.517.944.975
2710111400	Motor spirit, regular unleaded	21.745.666	79.897.095	12.121.496	39.639.794
2710111500	Other motor spirit, leaded	0	16.970	0	18.641
2710111600	Other motor spirit, unleaded	50.109.080	268.501.375	27.226.019	147.894.893
2710112000	Aviation spirit	0	6.961	0	32.822
2710113000	Tetrapropylene	0	267.484	0	284.100
2710114000	White spirit	638.457	2.004.833	421.373	1.510.971
2710115000	Low aromatic solvents containing byweight <= 1 % aromatic content	1.308.396	4.190.674	1.191.353	3.910.717
2710116000	Other solvent spirits	11	839.949	282	791.679
2710117000	Naphtha, reformate or preparations forpreparing spirits	190.066.168	503.149.499	87.277.823	206.549.679
2710119000	Other petroleum oil, light oil & otherthan crude	3.234.128	7.161.541	2.585.806	6.701.679
2710191300	Aviation turbine fuel (jet fuel) havinga flash point of not less than 23-c	11.125	33.138	32.494	121.918
2710191400	Aviation turbine fuel (jet fuel) havinga flash point of less than 23-c	0	85.363.992	0	41.252.725
2710191600	Kerosene	0	3.463	0	18.116
2710191900	Other medium oils and preparations	8.360.366	30.471.015	6.506.357	24.279.353
2710192000	Topped crudes	121.920	281.839	42.292	340.040
2710193000	Carbon black feedstock oil	18.565.490	18.579.513	6.359.447	6.445.312
2710194100	Lubricating oil basestock	5.981.155	28.110.729	3.984.559	20.908.013
2710194200	Lubricating oils for aircraft engines	2.907	3.339	19.355	24.031
2710194300	Other lubricating oils	8.475.648	41.758.723	14.146.211	79.598.361
2710194400	Lubricating greases	928.693	3.476.604	2.527.085	10.348.309
2710195000	Hydraulic brake fluid	3.107	20.238	24.257	99.291
2710196000	Transformer and circuit breakers oils	386.578	2.314.204	522.794	2.708.049
2710197100	High speed diesel fuel	630.877.934	2.435.020.751	294.845.755	1.095.558.913
2710197200	Other diesel fuel	21.901.710	85.050.957	10.262.651	34.134.803
2710197900	Other fuel oils	102.294.615	445.524.997	34.137.676	142.794.473
2710199000	Oth petroleum oils & oils obtained frombituminous minerals (other than crude)	1.060.713	3.937.352	1.289.199	5.525.007
2710990000	Other waste oils	0	62.265	0	118.302
2711120000	Liquid propane	45.021.440	298.069.074	17.911.972	135.642.614
2711130000	Liquid butanes	43.163.192	252.655.442	18.033.620	112.309.358
2711149000	Liquid propylene, butylene & butadiene	37.600	42.714	71.440	91.630
2711190000	Other liquid petroleum gas	88	52.435.380	1.681	26.646.422
2711210000	Natural gas in gaseous state	0	103	0	7.553
2711290000	Other petroleum gas in gaseous state	7.140	22.987	13.842	57.157
2712100000	Petroleum jelly	246.922	981.556	395.855	1.606.565
2712200000	Paraffin wax containing by weight lessthan 0.75% of oil	126.302	764.318	139.815	841.314
2712901000	Other paraffin wax	924.839	5.168.418	1.009.816	5.094.346
2712909000	Microcrystalline petroleum wax, slackwax, ozokerite, lignite wax, peat wax	469.666	1.272.303	823.589	2.280.758
2713110000	Petroleum coke, not calcined	18.800	14.722.055	7.238	5.469.389
2713120000	Petroleum coke, calcined	10.374.021	28.943.583	5.427.173	16.182.449
2713200000	Petroleum bitumen	27.989.032	153.163.467	10.347.974	56.804.049

I.3. IMPOR MENURUT KOMODITI / IMPORT BY HS COMMODITY
***** MEI / MAY 2009 *****

HS	Uraian Komoditi Commodity Description	Berat Bersih / Net Weight (Kg)		Nilai / Value C.I.F (US\$)	
		Bulan ini Current Month	Kumulatif Cum.Jan. to date	Bulan ini Current Month	Kumulatif Cum.Jan. to date
2713900000	Other residues of petroleum oils or oifols obtained from bituminous minerals	1.261.425	3.135.401	675.776	1.710.287
2714100000	Bitumen and asphalt, natural bituminous or oil shale and tar sands	11.033	11.440	5.737	7.799
2714900000	Bitumen and asphalt, natural asphaltic sand asphaltic rocks	5.395.952	21.655.487	2.127.817	10.667.566
2715000000	Bituminous mix. based on natur. asphalt on natur. bitumen, on petroleum bitumen	61.684	198.551	119.618	501.338
2801100000	Chlorine	136.835	617.244	174.105	478.008
2801200000	Iodine	1	1.536	201	36.701
2801300000	Fluorine; bromine	19	6.260	123	14.156
2802000000	Sulphur, sublimed or precipitated, colloidal sulphur	908.940	6.081.478	162.367	735.214
2803001000	Rubber grade carbon black	7.836.063	26.004.432	6.124.122	22.444.590
2803002000	Acetylene black	408.468	1.602.904	891.460	3.542.586
2803003000	Other carbon blacks	1.358.519	5.613.760	1.219.593	5.650.140
2803009000	Other carbon	1.914.670	2.859.508	1.259.244	2.872.879
2804100000	Hydrogen	89.465	365.418	46.581	149.625
2804210000	Argon	203.970	1.183.754	180.621	841.854
2804290000	Other rare gases	346.683	1.256.934	515.405	1.719.968
2804300000	Nitrogen	1.097.472	4.821.273	202.126	1.006.647
2804400000	Oxygen	2.176.275	11.068.252	494.787	3.892.354
2804500000	Boron; tellurium	15	33	52	216
2804610000	Silicon, containing by weight >= 99.99%	20.042	30.665	39.044	64.251
2804690000	Silicon, containing by weight < 99.99%	356.322	1.364.652	635.652	2.439.676
2804700000	Phosphorus	16.240	77.777	487.475	1.433.992
2804800000	Arsenic	0	33.000	0	35.313
2804900000	Selenium	7	3.062	678	146.451
2805110000	Sodium	122.964	188.454	414.994	666.420
2805120000	Calcium	8	203.282	113	942.692
2805190000	Other alkali or alkaline-earth metals	146.346	691.677	367.427	1.072.257
2805300000	Rare-earth metals, scandium & yttrium whether or not intermixed or interalloy	0	13	0	17
2805400000	Mercury	38	3.090	8.458	78.941
2806100000	Hydrogen chloride (hydrochloric acid)	73.630	346.221	68.764	345.045
2806200000	Chlorosulphuric acid	0	3	0	186
2807000000	Sulphuric acid; oleum.	6.088	48.452.610	9.315	1.730.331
2808000000	Nitric acid; sulphonitric acids	581.530	4.180.343	252.574	1.738.458
2809100000	Diphosphorus pentaoxide	10.649	11.814	25.398	31.314
2809203000	Phosphoric acids, hypophosphoric acids and hypophosphoric acids	661.587	2.995.614	540.234	2.272.033
2809209000	Oth phosphoric acids, hypophosphoric acids and hypophosphoric acids	5.682.118	10.725.948	3.572.919	7.435.010
2810000000	Oxide of boron; boric acids	154.345	705.679	126.390	562.038
2811110000	Hydrogen fluoride (hydrofluoric acid)	60.134	134.910	64.678	289.650
2811191000	Arsenic acid	144.000	378.956	65.081	188.332
2811199000	Other inorganic acids	165.180	390.965	187.236	431.153
2811210000	Carbon dioxide	221.615	1.169.684	235.868	866.820
2811221000	Silica powder	1.440.998	5.404.231	1.469.344	5.296.816
2811229000	Silicon dioxide, other form	1.064.021	3.014.834	826.260	3.504.706
2811291000	Diarsenic pentaoxide	0	7.356	0	12.380
2811299000	Other inorganic oxygen compounds of non metals	47.609	455.699	73.868	659.607
2812100000	Chlorides and chloride oxides	0	46	0	1.387
2812900000	Other halides and halide oxides of nonmetals	1.040	8.952	4.999	30.916
2813100000	Carbon disulphide	81.240	747.390	60.930	666.959
2813900000	Other sulphides of non-metal	5	32	170	1.045
2814100000	Anhydrous ammonia	496	34.053.370	5.289	6.314.608
2814200000	Ammonia in aqueous solution	10.699	39.586	27.934	72.927
2815110000	Sodium hydroxide (caustic soda), solid	396.968	1.096.128	169.781	559.720
2815120000	Sodium hydroxide (caustic soda), in aqueous solution (lye or liquid soda)	192.848	767.118	158.580	559.043
2815200000	Potassium hydroxide (caustic potash)	836.896	2.696.618	1.052.911	3.852.430
2815300000	Peroxides of sodium or potassium	0	22.478	0	62.121
2816100000	Hydroxide and peroxide of magnesium	34.130	1.053.713	112.844	925.117
2816400000	Oxides, hydroxides & peroxides, of strontium or barium	50.036	175.156	23.927	82.167
2817001000	Zinc oxide	432.766	1.980.328	566.439	2.919.915
2817002000	Zinc peroxide	42.586	138.692	36.484	204.564
2818100000	Artificial corundum, whether or not chemically defined	91.748	471.644	101.992	474.561
2818200000	Aluminium oxide, other than artificial corundum	45.852.116	186.148.889	11.216.711	53.400.790
2818300000	Aluminium hydroxide	1.839.784	29.194.346	785.226	8.375.313
2819100000	Chromium trioxide	37.378	96.210	135.173	371.716
2819900000	Other chromium oxides and hydroxides	8.963	53.201	44.870	212.130
2820100000	Manganese dioxide	1.466.620	7.030.693	2.635.243	13.013.808
2820900000	Other manganese dioxide	230.928	520.380	290.446	696.722
2821100000	Iron oxides and hydroxides	243.196	5.034.628	348.419	2.256.679
2821200000	Earth colors	0	50	0	730
2822000000	Cobalt oxides and hydroxides, commercial	3.228	49.125	69.587	747.817
2823000000	Titanium oxides.	795.201	3.056.940	1.694.495	6.722.743
2824100000	Lead monoxide (litharge, massicot)	13.182	177.694	32.520	365.548
2824900000	Other lead monoxide	246	40.355	1.909	117.506
2825100000	Hydrazine, hydroxylamine, inorganic salt	64.851	230.350	281.210	794.831
2825200000	Lithium oxide and hydroxide	1.133	5.711	69.004	132.888
2825300000	Vanadium oxides and hydroxides	1	601	84	11.244

I.3. IMPOR MENURUT KOMODITI / IMPORT BY HS COMMODITY
***** MEI / MAY 2009 *****

HS	Uraian Komoditi Commodity Description	Berat Bersih / Net Weight (Kg)		Nilai / Value C.I.F (US\$)	
		Bulan ini	Kumulatif	Bulan ini	Kumulatif
		Current Month	Cum.Jan. to date	Current Month	Cum.Jan. to date
2825400000	Nickel oxides and hydroxides	10.000	38.402	121.250	432.431
2825500000	Copper oxides and hydroxides	42.864	124.038	219.879	558.472
2825600000	Germanium oxides and zirconium dioxide	3.050	8.093	12.445	38.023
2825700000	Molybdenum oxides and hydroxides	1	28	75	497
2825800000	Antimony oxides	31.467	222.170	169.132	1.086.339
2825900000	Other inorganic bases	113.025	1.718.527	1.067.838	1.890.740
2826120000	Fluorides of aluminium	172.000	172.000	218.892	218.892
2826190000	Other fluorides	52.725	340.990	81.402	347.797
2826300000	Sodium hexafluoroaluminate (syntheticcryolite)	2.000	7.595	5.360	21.235
2826900000	Other complex fluorine salt.	47.154	320.998	137.439	759.169
2827100000	Ammonium chloride	930.081	1.829.293	374.991	707.123
2827201000	Calcium chloride, commercial grades	135.012	1.152.810	25.655	250.464
2827209000	Calcium chloride, not commercial grades	370.357	5.429.745	123.509	1.532.160
2827310000	Other chlorides of magnesium	55.123	257.160	29.738	117.290
2827320000	Other chlorides of aluminium	920.419	3.333.717	331.737	1.244.675
2827350000	Other chlorides of nickel	21.807	71.609	77.017	229.349
2827390010	Other chlorides of zinc	99.505	586.175	53.509	442.388
2827390090	Other chlorides of iron, cobaltd and of other materials	147.544	582.325	109.801	367.788
2827410000	Chloride oxides & chloride hydroxides, of copper	1.600	9.600	4.665	30.015
2827490000	Other chloride oxides & chloridehydroxides	50.308	585.847	50.804	613.824
2827510000	Bromides of sodium or of potassium	5.728	30.986	8.273	70.691
2827590000	Other bromides	6	16.490	532	160.363
2827600000	Iodides and iodide oxides	3.659	59.791	68.279	162.466
2828100000	Commercial calcium hypochlorite & othercalcium hypochlorites	581.548	1.251.832	617.562	1.294.045
2828901000	Sodium hypochlorite	15.845	40.839	6.065	38.032
2828909000	Other hypochlorite	68.792	368.830	169.160	748.553
2829100000	Chlorates of sodium	101.000	451.000	178.870	636.234
2829190000	Other chlorates	342.000	682.094	341.185	711.997
2829900000	Bromat dan perbromat, iodat & periodat	7.144	127.453	100.436	509.118
2830100000	Sodium sulphides	340.491	1.562.858	177.873	818.526
2830900000	Other sulphides	42.548	642.313	29.057	314.900
2831100000	Dithionites and sulphoxylates of sodium	570.621	2.377.660	490.638	1.966.421
2831900000	Other dithionites and sulphoxylates	467	56.914	5.026	125.716
2832100000	Sodium sulphites	600.360	2.995.977	228.272	1.248.632
2832200000	Other sulphites	760	106.076	2.707	64.562
2832300000	Thiosulphates	78.665	727.851	25.642	216.985
2833110000	Disodium sulphate	19.500.226	43.311.598	2.064.187	4.426.977
2833190000	Other sodium sulphates	13.456.127	31.451.877	1.514.493	3.716.721
2833210000	Magnesium sulphate	193.817	1.548.288	48.904	345.309
2833221000	Aluminium sulphate :commercial grade	0	65	0	132
2833229000	Aluminium sulphate:other grade	0	25.216	0	16.800
2833240000	Nickel sulphate	42.826	204.925	144.516	814.436
2833250000	Copper sulphate	547.470	1.904.142	770.151	2.708.844
2833270000	Barium sulphate	71.749	633.439	34.449	483.281
2833291000	Of chromium or zinc	382.543	1.288.545	248.018	884.735
2833292000	Tribasic lead sulphate	62.494	181.642	93.290	212.445
2833299000	Other sulphate of other material	687.414	1.756.273	255.998	1.033.131
2833300000	Alums	163.009	668.630	42.117	176.537
2833400000	Peroxosulphates (persulphates)	211.233	361.911	203.046	392.310
2834100000	Nitrites	173.198	872.186	96.001	484.812
2834210000	Nitrates of potassium	72.079	490.695	89.550	546.173
2834290000	Other nitrates	292.771	1.573.498	195.315	941.521
2835100000	Phosphinates (hypophosphites) andphosponates (phosphites)	15.081	82.454	85.958	365.130
2835220000	Phosphates of mono- or disodium	450.775	1.315.962	354.605	1.258.228
2835240000	Phosphates of potassium	34.716	896.075	112.902	2.826.088
2835251000	Dicalcium phosphate, feed grade	2.752.000	10.265.200	1.143.875	4.351.710
2835259000	Oth hypophosphites, phosphonates andand phosphates, polyphosphates	820.061	2.541.281	302.283	1.117.975
2835260000	Other phosphates of calcium	3.350.344	11.709.824	2.078.851	8.910.765
2835290000	Other phosphates	318.354	1.512.621	299.411	1.869.254
2835310000	Sodium triphosphate (sodiumtripolyphosphate)	3.365.945	12.799.408	2.678.053	10.509.084
2835391000	Tetranatrium pirofosfat	25.070	196.067	36.979	315.468
2835399000	Other polyphosphates	401.946	2.013.720	684.684	3.525.081
2836200000	Disodium carbonate	51.085.339	240.121.344	11.286.689	58.496.723
2836300000	Sodium hydrogencarbonate (sodium bicarbonate)	7.440.080	39.732.232	1.676.433	9.301.788
2836400000	Potassium carbonates	718.211	2.107.742	858.740	2.647.186
2836501000	Calsium carbonate, food or pharmaceu-tical grade	840.883	4.452.060	224.567	1.708.106
2836509000	Calsium carbonate, other grade	4.725.114	13.586.799	793.185	4.007.970
2836600000	Barium carbonate	387.059	1.263.236	199.880	453.690
2836910000	Lithium carbonates	54.952	75.080	81.395	213.409
2836920000	Strontium carbonate	1	72.004	47	34.982
2836990000	Other carbonates	695.322	4.403.463	601.502	3.347.195
2837110000	Cyanides and cyanide oxides, of sodium	454.055	1.982.055	908.867	3.765.247
2837190000	Other cyanides and cyanide oxides	301	352	5.482	30.235
2837200000	Complex cyanides	6	21.007	400	25.852

I.3. IMPOR MENURUT KOMODITI / IMPORT BY HS COMMODITY
***** MEI / MAY 2009 *****

HS	Uraian Komoditi Commodity Description	Berat Bersih / Net Weight (Kg)		Nilai / Value C.I.F (US\$)	
		Bulan ini Current Month	Kumulatif Cum.Jan. to date	Bulan ini Current Month	Kumulatif Cum.Jan. to date
2839110000	Sodium metasilicates	321.382	1.160.798	124.998	469.867
2839191000	Sodium silicates	3.067.994	7.120.653	805.456	2.220.978
2839199000	Other silicates of sodium	400.094	3.185.559	240.940	1.699.174
2839900000	Other silicates; commercial alkali metalsilicates	301.909	1.048.527	356.649	1.906.348
2840190000	Other disodium tetraborate (refinedborax)	1.525.950	3.694.069	932.553	2.321.441
2840200000	Other borates	4.699	11.308	12.273	93.838
2840300000	Peroxoborates (perborates)	15.600	89.476	17.673	122.769
2841300000	Sodium dichromate	40.103	162.821	38.652	242.237
2841500000	Other chromates and dichromates,peroxochromates	5.541	20.498	24.685	96.145
2841610000	Potassium permanganate	3	160.933	38	453.107
2841690000	Other manganit	133	478	707	1.508
2841700000	Molybdates	2.204	8.496	27.798	98.209
2841800000	Tungstates (wolframates)	620	7.933	4.000	21.888
2841900000	Oth salts of oxometallic orperoxometallic acids	69.608	121.175	205.084	720.842
2842100000	Double/complex silicates,includ aluminosilicates w. or not chemical defined	1.527.190	4.888.404	741.377	2.420.136
2842901000	Sodium arsenite	28	33.303	60	32.197
2842902000	Copper and/or chromium salts	0	1.358	0	7.592
2842909000	Oth salts of inorganic acids/peroxoacid	76.617	314.157	220.087	1.301.055
2843210000	Silver nitrate	99	1.059	11.978	104.770
2843290000	Other silver compounds	144	861	11.691	34.454
2843300000	Gold compounds	81	2.092	11.587	248.902
2843900000	Other amalgams and other compoundcolloidal precious metals	525	811	120.132	274.163
2844109000	Ceramic products & mixtures containingnatural uranium	0	3.933	0	563.650
2844409000	Ceramic products & mixtures containingisotop or compound,radioactive residues	294	2.250	241.370	1.015.782
2845100000	Heavy water (deuterium oxide)	0	13	0	61
2845900000	Other isotops other than those heading28.44	291	357	7.996	12.734
2846100000	Cerium compounds	2.594	2.625	9.078	11.683
2846900000	Other compounds, inorganic or organicof rare-earth metal	5.881	7.409	25.539	37.844
2847001000	Liquid hydrogen peroxide,whether or notsolidified with urea	421.720	3.627.479	185.266	1.670.423
2847009000	Hydrogen peroxide, whether or notsolidified with urea other form	22.881	184.711	12.808	79.928
2848000000	Phosphides, whether or not chemicallydefined excluding ferrophosphorus.	3.003	23.133	17.988	28.641
2849100000	Carbides, whether or not chemicallydefined of calcium	1.226.952	3.640.546	555.342	1.956.945
2849200000	Carbides, whether or not chemicallydefined of silicon	22.063	359.871	44.366	498.050
2849900000	Carbides, whether or not chemicallydefined of other material	5	10.161	197	286.597
2850000000	Hydrides, nitrides, azides, silicidesand borides	282	7.944	5.981	58.820
2852009000	Other compounds, inorganic/organic, ofmercury, excluding amalgams	18	2.141	3.496	28.743
2853000000	Liquid, compressed air, other inorganic(incl distil/conductivity water,similar)	9.690	25.416	47.277	253.227
2901100000	Saturated acyclic hydrocarbons.	471.241	2.528.142	697.035	2.687.445
2901210000	Ethylene	59.572.685	269.578.444	38.714.808	164.074.564
2901220000	Propene (propylene)	25.039.245	141.355.051	19.669.291	95.482.340
2901230000	Butene (butylene) and isomers thereof	2.446.053	8.233.675	2.934.585	9.050.193
2901240000	Buta-1, 3-diene and isoprene	2.939.356	10.438.166	2.184.983	6.366.996
2901291000	Acetylene	250	99.303	2.785	95.636
2901299000	Other unsaturated acyclic hydrocarbons	2.490.753	3.858.857	1.913.808	3.619.080
2902110000	Cyclohexane	15.460	182.272	36.353	324.352
2902190000	Other cyclanes	192.105	446.129	146.210	740.169
2902200000	Benzene	16.398.610	70.728.103	9.516.815	31.928.548
2902300000	Toluene	10.865.274	49.880.428	7.288.938	30.877.855
2902410000	O-xylene	5.587.215	10.497.086	4.522.231	8.123.206
2902420000	M-xylene	256.681	275.521	169.409	183.539
2902430000	P-xylene	65.268.785	267.749.681	67.450.352	211.999.853
2902440000	Mixed xylene isomers	1.991.536	9.851.639	1.499.483	6.280.676
2902500000	Styrene	1.927.641	8.679.173	1.828.698	6.859.154
2902600000	Ethylbenzene	8.699	60.814	64.531	144.635
2902700000	Cumene	0	992.477	0	590.027
2902901000	Dodecylbenzene	65.421	69.721	102.729	113.809
2902902000	Alkylbenzenes	58.888	230.778	62.758	255.833
2902909000	Other cyclic hydrocarbons.	900.269	2.602.247	1.148.415	3.764.708
2903111000	Methyl chloride used in the manufactureof herbicides	32.374	400.888	30.048	466.900
2903119000	Other methyl chloride	20.000	35.765	25.000	90.352
2903120000	Dichloromethane (methylene chloride)	795.248	3.447.833	459.332	1.865.915
2903130000	Chloroform (trichloromethane)	33.841	291.587	148.624	931.720
2903150000	1,2-dichloroethane (ethylene dichloride)	8	20	222	382
2903190010	1,1,1-trichloroethane(methyl chloroform)	0	12.400	0	11.036
2903190090	Other halogenated derivatives ofhydrocarbons	20.002	20.177	13.963	48.702
2903211000	Vinyl chloride monomer (vcn)	5.229.485	43.850.857	3.205.908	23.756.422
2903219000	Other vinyl chloride (chloroethylene)	0	87.402	0	200.015
2903220000	Trichloroethylene	153.655	775.224	132.361	647.600
2903230000	Tetrachloroethylene (perchloroethylene)	101.317	498.280	80.193	401.072
2903290000	Other unsaturated chlorinated derivatives of acyclic hydrocarbons	136.995	429.204	550.893	1.811.584
2903310000	Ethylene dibromide (iso)(1,2-dibromoethane)	13	613	762	5.022
2903390000	Oth fluorinated, brominated/iodinated	15.528	132.491	82.300	514.713
2903420000	Dichlorodifluoromethane	0	1.880	0	8.566
2903490000	Derivatives of methane, ethane/propane,halogenated with flourine & chlorine	638.264	2.695.326	1.029.295	4.675.286

I.3. IMPOR MENURUT KOMODITI / IMPORT BY HS COMMODITY
***** MEI / MAY 2009 *****

HS	Uraian Komoditi Commodity Description	Berat Bersih / Net Weight (Kg)		Nilai / Value C.I.F (US\$)	
		Bulan ini Current Month	Kumulatif Cum.Jan. to date	Bulan ini Current Month	Kumulatif Cum.Jan. to date
2903510000	1, 2, 3, 4, 5, 6-hexachlorocyclohexane	29.853	35.077	57.780	69.543
2903590000	Other halogenated derivatives of cyclanic cyclenic/cycloterpenic hydrocarbon	1.000	3.162	5.800	19.680
2903610000	Chlorobenzene, o-dichlorobenzene and p-dichlorobenzene	456.723	2.315.860	791.298	3.658.816
2903690000	Other halogenated derivatives of aromatic	45.764	187.065	67.137	277.185
2904100000	Derivatives containing only sulphogroups their salts and ethyl esters	170.042	1.288.144	212.707	1.296.715
2904200000	Derivatives containing only nitro or only nitroso groups	2.482	69.753	21.704	262.272
2904900000	Other derivatives of hydrocarbons, whether or not halogenated	2.268	54.213	12.863	1.316.160
2905110000	Methanol (methyl alcohol)	7.668.183	28.214.281	1.622.743	5.523.741
2905120000	Propan-1-ol (propyl alcohol) & propan-2-ol (isopropyl alcohol)	2.340.939	6.218.369	1.934.077	5.213.486
2905130000	Butan-1-ol (n-butyl alcohol)	2.993.612	14.790.548	2.664.533	11.296.159
2905140000	Other butanols	391.725	2.301.314	341.175	1.687.545
2905160000	Octanol (octyl alcohol) and isomers thereof	4.210.851	11.363.069	3.872.844	9.926.894
2905170000	Dodecan-1-ol (lauryl alcohol), hexadecan-1-ol, and octadecan-1-ol	39.038	336.849	72.506	541.925
2905190000	Other sulphonated, nitrated/nitrosated	297.894	2.207.080	291.638	2.115.501
2905220000	Acyclic terpene alcohols	47.070	303.542	403.679	2.391.673
2905290000	Other unsaturated monohydric alcohols	30.755	101.686	312.194	898.794
2905310000	Ethylene glycol (ethanediol)	20.455.337	129.256.986	11.691.346	74.677.790
2905320000	Propylene glycol (propane-1, 2- diol)	1.597.078	9.678.899	2.254.544	13.887.273
2905390000	Other diols	310.223	859.393	803.030	2.366.521
2905410000	2-ethyl-2-(hydroxymethyl) propane-1,3-(trimethylolpropane)	6.274	64.141	22.954	134.680
2905420000	Pentaerythritol	177.704	1.029.132	193.940	1.183.888
2905430000	Mannitol	27.254	130.164	125.126	716.177
2905440000	D-glucitol (sorbitol)	105.563	265.618	78.018	253.492
2905450000	Glycerol	347.566	1.372.411	278.738	955.407
2905490000	Other polyhydric alcohols	121.771	278.893	223.442	711.900
2905590000	Other halogenated, sulphonated, nitrated derivatives of acyclic alcohols	683	33.858	4.293	108.550
2906110000	Menthol	44.750	145.729	501.764	1.611.569
2906120000	Cyclohexanol, methylcyclohexanols and dimethylcyclohexanols	203	1.111	370	11.012
2906130000	Sterols and inositols	30.325	155.771	189.355	1.038.363
2906190000	Other cyclanic, cyclenic/cycloterpenic	58.422	152.212	260.082	894.675
2906210000	Benzyl alcohol	38.010	141.970	132.646	376.028
2906290000	Other aromatic alcohol	80.063	188.559	465.486	1.076.719
2907110000	Phenol (hydroxybenzene) and its salts	1.508.630	4.238.947	1.215.889	3.284.609
2907120000	Cresols and their salts	833	99.359	16.062	227.364
2907130000	Octylphenol, nonylphenol and their isomers, salts thereof	316.544	612.804	437.219	883.645
2907150000	Naphthols and their salts	6.984	49.188	26.716	183.710
2907190000	Other monophenols	57.254	295.035	200.113	870.449
2907210000	Resorcinol and its salts	34.213	143.794	187.132	820.879
2907220000	Hydroquinone (quinol) and its salts	36.280	132.331	283.038	1.074.713
2907230000	4,4-isopropylidenediphenol (bisphenol A, diphenylolpropane) and its salts	16.003	50.819	10.820	88.404
2907290000	Other polyphenols; phenol-alcohols	10.649	21.873	71.579	148.532
2908110000	Pentachlorophenol (iso)	12.000	60.001	90.600	453.001
2908190000	Other derivatives containing only halogen substituents and their salts	11	14	155	221
2908910000	Dinoseb (iso) and its salts	45.760	107.020	174.343	415.399
2908990000	Other derivatives containing only sulphogroups their salts and esters	10.141	42.706	26.119	124.309
2909110000	Diethyl ether	0	13.755	0	73.727
2909191000	Methyl tertiary butyl ether	113	211	1.803	3.199
2909199000	Other acyclic ethers and their halogenated	5.011	16.437	389.323	630.551
2909200000	Cyclanic, cyclenic or cycloterpenic ethers & their halogenated derivatives	3.429	5.290	39.277	77.893
2909300000	Aromatic ethers & their halogenated, sulphonated, or nitrosated derivatives	78.145	189.642	286.254	732.134
2909410000	2,2-oxydiethanol (diethylene glycol, digol)	199.204	2.815.274	188.850	1.938.723
2909430000	Monobutyl ethers of ethylene glycol or of diethylene glycol	682.904	3.085.363	855.185	3.566.794
2909440000	Other monoalkylethers of ethylene glycol or of diethylene glycol	799.052	2.601.951	943.902	3.330.253
2909490000	Other ether-alcohols, their halogenated, sulphonated, nitrated derivatives	782.165	2.797.060	1.568.848	6.532.135
2909500000	Ether-phenols, ether-alcohol-phenols & their halogenated, nitrated derivatives	14.708	65.447	151.818	1.032.038
2909600000	Alcohol peroxides, ether peroxides, ketone peroxides & their halogenated derivatives	84.568	402.928	169.784	924.139
2910100000	Oxirane (ethylene oxide)	0	27.633	0	97.257
2910200000	Methyloxirane (propylene oxide)	2.080.624	5.267.059	2.248.116	7.963.015
2910300000	1-chloro-2,3-epoxypropane (epichlorohydrin)	18.528	84.775	25.047	109.283
2910900000	Other epoxides, epoxyalcohols, epoxyphenols & their halogenated derivatives	3.350	8.811	30.574	71.956
2911000000	Acetals & hemiacetals, whether or not with other oxygen function	103	1.610	5.484	50.648
2912111000	Formalin	0	218	0	3.418
2912120000	Ethanal (acetaldehyde)	5	1.540	119	26.045
2912190000	Other acyclic aldehydes without other oxygen function	189.661	481.121	282.308	1.400.554
2912210000	Benzaldehyde	2.109	7.892	17.140	44.549
2912290000	Other cyclic aldehydes without other oxygen function	146.793	739.393	580.281	3.033.073
2912300000	Aldehyde-alcohols	12.255	35.575	72.909	221.465
2912410000	Vanillin (4-hydroxy-3-methoxybenzaldehyde)	25.961	85.017	101.929	792.146
2912420000	Ethylvanillin (3-ethoxy-4-hydroxybenzaldehyde)	15.504	64.031	305.151	1.278.059
2912490000	Other aldehyde-ethers, aldehyde-phenols & aldehydes with other oxygen function	6.316	17.020	34.538	110.382
2912500000	Cyclic polymers of aldehydes	941	5.282	6.090	42.520
2912600000	Paraformaldehyde	162.000	1.037.552	98.280	683.327
2913000000	Halogenated, sulphonated, nitrated or nitrosated derivatives of products of h 29.12	11.682	36.782	58.668	236.963
2914110000	Acetone	3.314.725	6.857.342	2.289.204	4.334.916

I.3. IMPOR MENURUT KOMODITI / IMPORT BY HS COMMODITY
***** MEI / MAY 2009 *****

HS	Uraian Komoditi Commodity Description	Berat Bersih / Net Weight (Kg)		Nilai / Value C.I.F (US\$)	
		Bulan ini Current Month	Kumulatif Cum.Jan. to date	Bulan ini Current Month	Kumulatif Cum.Jan. to date
2914120000	Butanone (methyl ethyl ketone)	2.597.466	10.582.212	2.122.540	9.114.259
2914130000	4-methylpentan-2-one (methyl isobutylketone)	343.915	1.125.030	430.693	1.336.087
2914190000	Other acyclic ketones without otheroxygen function	17.992	105.617	78.161	721.647
2914210000	Camphor	15.725	49.642	71.104	133.443
2914220000	Cyclohexanone and methylcyclohexanones	197.937	931.542	238.202	979.400
2914230000	Ionones and methylionones	4.628	91.017	57.578	999.307
2914290000	Other cyclanic, cyclenic or cycloterpenic ketones without oth. oxygen func.	63.863	500.492	1.074.665	4.920.405
2914390000	Other aromatic ketones without otheroxygen function	6.999	36.475	93.666	365.901
2914400000	Ketone-alcohols and ketone-aldehydes	51.605	268.543	72.221	339.240
2914500000	Ketone-phenols & ketones without otheroxygen function	6.486	33.076	82.731	444.972
2914610000	Anthraquinone	0	2.885	0	40.247
2914690000	Other quinones	2.537	44.208	27.515	427.868
2914700000	Halogenated, sulphonated, nitrated ornitrosated derivatives	2.421	8.432	15.976	133.213
2915110000	Formic acid	57.409	295.350	52.825	288.476
2915120000	Salts of formic acid	64.266	850.891	30.205	407.051
2915130000	Esters of formic acid	7.238	29.327	58.070	120.724
2915210000	Acetic acid	5.879.211	31.370.652	2.449.236	13.755.865
2915240000	Acetic anhydride	443	14.551	7.467	34.966
2915290000	Other acetic acid and its salts	207.295	659.147	493.246	1.274.835
2915310000	Ethyl acetate	547.360	2.032.408	430.574	1.567.311
2915320000	Vinyl acetate	2.132.769	12.794.670	1.833.577	11.130.441
2915330000	N-butyl acetate	253.392	1.157.944	247.899	1.403.826
2915360000	Dinoseb (iso) acetate	170	23.471	1.127	28.244
2915390000	Other esters of acetic acid	634.563	3.188.192	1.619.189	7.733.397
2915400000	Mono-, di- or trichloroacetic acids,their salts and esters	283.580	973.820	287.946	975.774
2915500000	Propionic acids, its salts and esters	286.703	755.808	566.659	1.828.908
2915600000	Butanoic acids, pentanoic acids, theirsalts and esters	204.348	846.907	466.784	1.998.969
2915701000	Palmitic acid, its salts and esters	160.852	687.954	291.315	1.564.788
2915702000	Stearic acid	255.321	1.304.710	282.321	1.306.912
2915703000	Salts and esters of stearic acid	231.091	904.595	356.221	1.550.528
2915901000	Acetyl chloride	22.280	60.346	77.941	156.997
2915902000	Lauric acid, myristic acid, their saltsand esters	219.933	1.320.631	195.359	1.266.864
2915909000	Other saturated acyclic monocarboxylicacids & their anhydrides & halides	129.179	582.854	377.456	1.819.696
2916110000	Acrylic acid and its salts	586.272	3.207.961	886.665	5.167.733
2916120000	Esters of acrylic acid	1.915.752	9.687.377	2.639.567	12.680.883
2916130000	Methacrylic acid and its salts	56.564	313.043	128.550	786.921
2916141000	Methyl methacrylate	1.986.335	10.005.846	3.079.686	16.827.133
2916149000	Other esters of methacrylic acid	96.628	323.362	260.724	970.812
2916150000	Oleic,linoleic or linolenic acids,theirsalts and esters	79.842	167.128	117.235	275.332
2916190000	Oth unsaturated acyclic monocarboxylicacids, their anhydrides & halides	52.868	186.672	239.094	1.001.725
2916200000	Cyclanic, cyclenic or cycloterpenicmonocarboxylic acids, their anhydrides	50.775	269.160	1.053.339	7.017.381
2916310000	Benzoic acid, its salts and esters	465.103	1.880.343	595.094	2.551.235
2916320000	Benzoyl peroxide and benzoyl chloride	883	38.807	8.230	124.234
2916340000	Phenylacetic acid and its salt	0	115	0	815
2916350000	Esters of phenylacetic acid	5.694	18.317	1.609.717	2.578.120
2916391000	2,4-dichlorophenyl acetic acid & itssalts and esters	9.540	345.620	63.273	875.159
2916399000	Other aromatic monocarboxylic acids,their anhydrides, halides & peroxides	55.821	230.146	437.740	1.691.782
2917110000	Oxalic acid, its salts and esters	100.954	277.458	82.754	246.912
2917121000	Dioctyl adipate (doa)	130.600	744.969	137.930	797.883
2917129000	Other adipic acid, its salts & esters	1.075	78.459	15.686	204.737
2917130000	Azelaic acid, sebacic acid, their saltsand esters	360	48.681	2.891	233.879
2917140000	Maleic anhydride	23.248	592.038	27.108	516.984
2917190000	Other acyclic polycarboxylic acids,their anhydrides, halides & peroxides	221.601	796.212	451.373	1.584.074
2917200000	Cyclanic, cyclenic or cycloterpenicpolycarboxylic acids, their anhydrides	5.755	102.098	64.972	214.904
2917320000	Dioctyl orthophthalates	102.003	596.475	139.535	540.880
2917330000	Dinonyl or didecyl orthophthalates	44.998	172.448	72.606	284.341
2917340000	Other esters of orthophthalic acid	48.653	533.094	104.439	750.858
2917350000	Phthalic anhydride	1.386.000	6.527.528	1.256.501	5.361.942
2917360000	Terephthalic acid and its salts	176	3.011.261	1.856	2.150.385
2917391000	Trioctyltrimellitate (totm)	222.466	437.973	260.610	498.370
2917392000	Other phthalic plasticizers & esters ofphthalic anhydride	56.723	392.123	65.672	482.243
2917399000	Other aromatic polycarboxylic acids,their anhydrides, halides & peroxides	338.190	1.862.681	409.673	2.258.053
2918110000	Lactic acid, its salts and esters	133.871	650.424	285.222	1.329.375
2918120000	Tartaric acid	18.000	78.926	43.175	255.612
2918130000	Salts and esters of tartaric acid	23.409	152.908	48.001	421.965
2918140000	Citric acid	2.115.313	7.421.621	2.482.883	8.723.318
2918151000	Calcium citrate	45.100	155.380	32.325	320.603
2918159000	Other salts and esters of citric acid	604.475	1.640.602	982.959	2.642.702
2918160000	Gluconic acid, its salts and esters	176.367	683.420	154.785	823.132
2918190000	Oth carboxylic acids with alcohol function but without other oxygen function	37.979	323.741	79.329	665.847
2918210000	Salicylic acid and its salts	12.009	64.303	33.059	200.206
2918220000	O-acetylsalicylic acid,its salts andesters	15.500	106.093	46.861	359.179
2918230000	Other esters of salicylic acid & theirsalts	84.847	552.333	259.516	1.466.856
2918291000	Alkyl sulphonic ester of phenol	0	95	0	2.072

I.3. IMPOR MENURUT KOMODITI / IMPORT BY HS COMMODITY
***** MEI / MAY 2009 *****

HS	Uraian Komoditi Commodity Description	Berat Bersih / Net Weight (Kg)		Nilai / Value C.I.F (US\$)	
		Bulan ini Current Month	Kumulatif Cum.Jan. to date	Bulan ini Current Month	Kumulatif Cum.Jan. to date
2918299000	Other carboxylic acids with phenol function but without other oxygen function	24.096	215.300	196.213	1.557.536
2918300000	Carboxylic acids with aldehyde/ketonefunction but without other oxygen func.	44.464	132.287	696.048	2.181.887
2918910000	2,4,5-t(iso) (2,4,5-trichlorophenoxy)acetic	74.920	282.258	110.525	450.327
2918990000	Oth carboxylic acids with additionaloxygen function,their anhydrides,halides	45.315	527.123	354.514	3.014.773
2919100000	Tris(2,3-dibromopropyl) phosphate	3.104	23.249	12.891	132.267
2919900000	Oth.phosphoric esters,their salts,inclactophosphates, their halogenated	2.780	22.941	25.884	120.850
2920110000	Parathion (iso) & parathion-methyl (iso)	5.481	9.414	34.960	53.466
2920190000	Oth thiophosphoric esters,(phosphorothioates) & their salts	59.204	101.531	97.967	279.030
2920901000	Dimethyl sulphate (dms)	151	19.516	1.936	35.613
2920909000	Other esters of other inorganic acidsof non metals and their salts	738	45.869	2.847	240.857
2921110000	Methylamine, di- or trimethylamine andtheir salts	131.127	443.802	197.350	752.207
2921190000	Other acyclic monoamines & their derivatives; salts thereof	706.470	2.529.186	1.337.390	5.190.776
2921210000	Ethylenediamine and its salts	170.628	286.090	626.531	1.075.624
2921220000	Hexamethylenediamine and its salts	14.852	101.748	50.843	395.746
2921290000	Other acyclic polyamines & their derivatives; salts thereof	253.250	881.372	542.035	1.884.254
2921300000	Cyclanic, cyclenic or cycloterpenicmono-or polyamines,& their derivatives	535.277	1.286.370	1.016.375	2.631.812
2921410000	Aniline and its salts	203.464	645.996	522.669	1.674.627
2921420000	Aniline derivatives and their salts	108.399	287.408	240.090	639.302
2921430000	Toluidines & their derivatives; saltsthereof	3.986	3.988	23.010	23.030
2921440000	Diphenylamine & its derivatives; saltsthereof	1	17.776	19	53.972
2921450000	1-naphthylamine (alpha-naphthylamine),2-naphthylamine (beta-naphthylamine)	24.440	110.045	62.318	287.255
2921490000	Oth aromatic monoamines & their deri-vatives; salts thereof	1	12.843	4	54.289
2921510000	O-,m-,p-phenylenediam, diaminotoluenes & their derivatives; salts thereof	282.289	626.691	928.045	2.312.099
2921590000	Oth aromatic polyamines & their derivatives; salts thereof	302.294	1.099.459	1.203.620	5.269.820
2922110000	Monoethanolamine and its salts	135.228	369.453	180.991	508.524
2922120000	Diethanolamine and its salts	228.456	917.682	505.527	1.527.686
2922130000	Triethanolamine and its salts	5.083	155.811	14.293	374.445
2922191000	Ethambutol & its salts, esters & otherdrv suitable for produc of anti tbc pre	19.347	51.952	591.899	1.114.537
2922192000	D-2-amino-normal-butyl-alcohol	16.517	18.792	58.713	74.849
2922199000	Oth amino-alcohols,phenylpropanolamin hcl, tramadol, ketamin hcl	60.868	190.681	386.099	2.041.511
2922210000	Amino hydroxynaphthalene sulphonicacids and their salts	76.201	288.850	280.987	1.014.490
2922290000	Other amino-naphthols & other aminophenols	122.772	216.028	300.410	897.780
2922310000	Amfepramone (inn), methadone (inn) & normethadone (inn); salts thereof	0	2	0	227
2922390000	Other amino-aldehydes,amino-ketones& aminno-quinones	81	4.835	1.372	154.010
2922410000	Lysine and its esters; salts thereof	278.405	1.600.800	558.464	2.957.542
2922421000	Glutamic acid	38	76.767	1.180	183.546
2922422000	Monosodium glutamate	1.457.070	6.245.879	1.584.113	6.803.242
2922429000	Salts of glutamic acid	753	10.763	8.003	60.477
2922491000	Mephenamic acid and its salts	69.162	205.318	645.380	1.900.018
2922499000	Oth amino acids,o.t.t containing morethan one kind of oxygen function	67.543	539.659	779.844	4.970.952
2922501000	P-aminosalicylic acid & its salts,esterand other derivatives	17.645	97.556	41.150	259.124
2922509000	Oth amino-alcohol-phenols,amino-acidphenols oth amino-comp with oxyg funct.	11.296	117.236	596.449	1.497.783
2923100000	Choline and its salts	635.244	1.824.980	713.734	1.914.334
2923201000	Lecithins, whether or not chemicallydefined	615.499	1.745.784	681.206	1.859.472
2923209000	Other phosphoaminolipids	52.203	597.846	176.363	900.924
2923900000	Oth quarternary ammonium salts andand hydroxides	345.097	1.792.357	472.206	2.406.985
2924120090	Other fluoroacetamide (iso), monocrothopos (iso), phosphamidon (iso)	5	4.902	2.097	29.614
2924190000	Oth acyclic amides (including acycliccarbamates), & their thrf, salts thrf	267.302	1.278.645	395.679	2.322.810
2924211000	4-ethoxyphenylurea (dulcin)	0	67	0	1.497
2924212000	Diuron and monouron	46.000	120.252	161.180	457.125
2924219000	Other ureines & their derivatives;saltsthereof	13.216	79.266	48.043	453.038
2924291000	Aspartame	69.732	263.185	883.340	3.489.436
2924292000	Butylphenylmethyl carbamate, methylisopropyl phenyl carbamate	5	159.220	3.900	619.056
2924299010	Asetaminophen (paracetamol), salicylmide, ethoxybenzamide	796.753	2.339.038	2.937.430	8.133.525
2924299090	Oth carboxyamide-function compounds	180.703	914.932	1.591.689	6.956.995
2925110000	Saccharin and its salts	22.393	46.531	116.183	294.780
2925190000	Other imides & their derivatives, saltsthereof	23.587	48.704	113.846	273.487
2925210000	Chlordimeform (iso)	0	841	0	4.795
2925290000	Other imines and their derivatives;and salts thereof	11.801	68.504	157.309	725.672
2926100000	Acrylonitrile	530.943	1.993.995	600.668	1.970.937
2926200000	1-cyanoguanidine (dicyandiamide)	10.209	47.553	20.586	161.422
2926900000	Other nitrile-function compounds.	1.010.345	1.419.876	1.270.157	13.836.689
2927001000	Azodicarbonamide	24.354	340.593	24.639	391.771
2927009000	Oth diazo-, azo- or azoxy-compounds.	251.880	722.751	375.086	1.357.076
2928009000	Other organic derivatives of hidrazineor of hydroxylamine	8.681	44.960	223.955	642.986
2929100000	Isocyanates	4.101.793	14.820.653	6.648.739	23.922.304
2929901000	Sodium cyclamate	0	37.440	0	66.810
2929909000	Other compounds with other nitrogenfunction	21	17.680	139.241	348.956
2930200000	Thiocarbamates and dithiocarbamates	213.650	1.150.351	1.077.004	6.905.972
2930300000	Thiuram mono, di or tetrasulphides	20.912	49.272	70.199	163.010
2930400000	Methionine	1.368.047	7.028.822	5.647.960	33.072.103
2930500000	Captafol (iso) & methamidophos (iso)	1.200	4.201	30.402	67.381
2930900000	Other organo-sulphur compounds	542.681	2.804.224	1.933.630	9.934.013
2931001000	Tetraethyl lead	252	23.548	4.494	76.616

I.3. IMPOR MENURUT KOMODITI / IMPORT BY HS COMMODITY
***** MEI / MAY 2009 *****

HS	Uraian Komoditi Commodity Description	Berat Bersih / Net Weight (Kg)		Nilai / Value C.I.F (US\$)	
		Bulan ini Current Month	Kumulatif Cum.Jan. to date	Bulan ini Current Month	Kumulatif Cum.Jan. to date
2931002000	N-(phosphonomethyl)glycine and saltsthereof	864.755	4.895.508	3.344.971	16.573.652
2931003000	Ethephone	3.152	26.663	30.572	167.187
2931004000	Organo-arsenic compounds	0	203	0	1.416
2931009000	Other organo-inorganic compounds	337.737	1.221.885	943.862	3.632.713
2932110000	Tetrahydrofuran	14.777	34.902	28.773	84.018
2932120000	2-furaldehyde (furfuraldehyde)	39.055	251.701	44.804	302.141
2932130000	Furfuryl alcohol and tetrahydrofurfurylalcohol	29.693	130.678	49.898	220.405
2932190000	Oth compounds containing an unfusedfuran ring in the structure	5.037	27.192	377.595	1.675.292
2932210000	Coumarin, methylcoumarins ðylcoumarins	22.700	65.401	200.654	658.709
2932290000	Other lactones	126.892	345.425	963.800	2.485.222
2932930000	Piperonal	0	9.606	0	283.611
2932991000	Carbofuran	106.333	389.418	1.434.522	5.380.582
2932999000	Other heterocyclic compound withoxygen hetero-atom(s) only.	174.115	543.703	908.730	2.894.127
2933111000	Dipyrone (antalgin)	79.075	449.327	646.762	2.751.566
2933119000	Other phenazone (antipyrin) and itsderivatives	40.001	180.341	545.021	2.288.924
2933190000	Oth compounds containing an unfusedpyrazole ring in the structure	54.718	234.827	484.371	2.802.472
2933210000	Hydantoin and its derivatives	632	97.415	22.825	298.404
2933291000	Cimetidine	7.485	25.663	104.275	354.402
2933299000	Oth compounds containing an unfusedimidazole ring in the structure	7.778	57.604	369.254	2.150.559
2933310000	Pyridine and its salts	144.010	630.492	832.001	3.287.056
2933320000	Piperidine and its salts	56	89	59.767	62.902
2933330000	Alfentanil (inn), anileridine (inn),bezitramide (inn), bromazepam (inn)	0	86	0	78.150
2933391000	Chlorpheniramine and isoniazid	8.337	32.678	215.497	711.201
2933392000	Isonicotinic acid hydrazide,& its saltsesters,derived of pharmaceutical grade	105	594	3.474	32.036
2933393000	Paraquat salts	1.267.367	7.065.367	4.182.563	18.045.784
2933399000	Oth compounds containing an unfusedpyridine ring in the structure	146.646	816.542	1.920.689	10.114.938
2933410000	Levorphanol (inn) and its salts	0	12	0	3.420
2933490000	Oth compounds containing in the struc.a quinoline or isoquinoline ring-system	34.524	129.781	410.976	1.712.912
2933520000	Malonylurea (barbituric acid) and itsalts	4	28	353	1.186
2933530000	Allobarbital(inn),amobarbital(inn), barbital(inn),butalbital(inn),butobarbital	3.105	3.205	90.525	93.275
2933540000	Other derivatives of malonylurea(barbituric acid), salts thereof	0	2	0	15
2933591000	Diazinon	0	39.543	0	236.223
2933599000	Oth compounds contain a pyrimidinering or piperazine ring in the structur	112.306	310.494	1.631.319	5.236.471
2933610000	Melamine	959.811	2.870.013	1.180.924	3.458.751
2933690000	Oth compounds containing an unfusedtriazine ring in the structure	323.656	1.318.577	612.448	3.051.731
2933710000	6-hexanelactam (epsilon-caprolactam)	4.086.209	11.168.167	5.634.085	14.698.342
2933720000	Clobazam (inn) and methyprylon (inn)	0	41	0	151.500
2933790000	Other lactams	9.126	56.215	111.515	1.071.176
2933910000	Alprazolam(inn), camazepam(inn),chlordiazepoxide(inn), clonazepam	2.279	23.879	92.276	689.658
2933991000	Mebendazole and parbendazole	1.112	3.217	85.901	234.238
2933999000	Other heterocyclic compounds with nitrogen hetero-atom(s) only.	38.077	169.853	1.078.057	5.364.845
2934100000	Compounds containing an unfusedthiazole ring in the	11.012	69.574	249.296	901.575
2934200000	Comp containing in the structure a benzothiazole rind-system, not futher fused	138.299	498.005	363.571	1.287.965
2934300000	Comp containing in the structure a phenothiazine ring-system,not further fused	18.119	57.004	220.042	557.272
2934910000	Aminorex(inn), brotizolam(inn), clotiazepam(inn),cloxazolam(inn),oxazolam	0	4.455	0	165.636
2934991000	Nucleic acid and its salts	2.182	5.582	16.469	149.037
2934992000	Sultones, sultams, diltiazem	235	9.165	78.827	1.659.528
2934993000	6-amino penicillanic acid	0	20.000	0	508.500
2934999000	Other nucleic acids and their salts,whether or not chemically defined	71.528	441.059	2.865.260	12.476.819
2935000000	Sulphonamides.	101.445	297.455	2.054.466	6.273.426
2936210000	Vitamins a & their derivatives	29.609	93.246	748.591	2.726.008
2936220000	Vitamins b1 & its derivatives	31.727	142.314	554.498	2.860.670
2936230000	Vitamin b2 & its derivatives	10.979	31.767	408.057	1.080.252
2936240000	D-or dl-pantothenic acid (vit b3or vit b5 & its derivatives	26.759	111.871	363.964	1.462.692
2936250000	Vitamin b6 & its derivatives	35.614	115.989	583.490	1.962.440
2936260000	Vitamin b12 & its derivatives	4.445	16.670	329.030	1.061.538
2936270000	Vitamin c & its derivatives	125.503	878.715	1.596.966	11.614.564
2936280000	Vitamin e & its derivatives	55.545	191.324	1.317.451	4.509.537
2936290000	Oth vitamins & their derivatives	84.376	308.775	1.341.534	5.330.370
2936900000	Oth vitamin, incl natural concentrates	96.203	502.306	726.819	4.091.281
2937190000	Oth polupeptide hormones, proteinhormones	0	181	0	181.253
2937210000	Cortisone,hydrocortisone, prednisone &prednisolone (dehydrohydro cortison)	478	2.280	201.874	1.821.274
2937220000	Halogenated derivatives ofcorticosteroidal hormones	739	3.033	230.476	3.322.439
2937230000	Oestrogens & progestogens	705	2.372	590.788	3.329.162
2937290000	Oth steroidal hormones	2.644	10.389	465.111	1.755.235
2937310000	Epinephrine	1	2	28	11.613
2937400000	Amino-acid derivatives	4.951	5.489	17.485	246.637
2937500000	Prostaglandins,thromboxanes &leukotrienes & their derivatives	2	8	4.200	26.287
2937900000	Oth hormones	11	1.913	51.919	234.513
2938100000	Rutoside (rutin) & its derivatives	94	1.127	12.253	135.559
2938900000	Oth glycoside, natural or reproduc andtheir salts, ethers, esters & oth drv	997	9.450	77.404	351.679
2939110000	Concent of poppy straw, buprenorphinecodein,ethylmorphin,etorphine,heroin	0	1.685	0	236.398
2939190000	Oth alkaloids of opium	1.193	2.133	90.118	248.812
2939200000	Alkaloids of chinchona andtheir derivatives, salts thereof	3.077	3.103	349.760	355.868

I.3. IMPOR MENURUT KOMODITI / IMPORT BY HS COMMODITY
***** MEI / MAY 2009 *****

HS	Uraian Komoditi Commodity Description	Berat Bersih / Net Weight (Kg)		Nilai / Value C.I.F (US\$)	
		Bulan ini Current Month	Kumulatif Cum.Jan. to date	Bulan ini Current Month	Kumulatif Cum.Jan. to date
2939300000	Caffeine & its salts	3.600	171.255	61.920	1.378.657
2939410000	Ephedrine & its salts	600	6.976	32.100	375.814
2939420000	Pseudoephedrine (inn) & its salts	1.510	6.763	153.772	434.645
2939490010	Phenylpropanolamine hcl (ppa)	2.175	6.688	86.735	264.119
2939490090	Other ephedrines and their salts	0	223	0	2.670
2939510000	Fenetyline(inn) & its salts	0	399	0	31.850
2939590000	Oth theophylline & aminoophylline	7.781	47.407	228.782	818.947
2939610000	Ergometrine (inn) & its salts	0	2	0	9.887
2939620000	Ergotamine (inn) & its salts	0	2	0	5.750
2939690000	Oth alkaloids of rye ergot	3	21	52.759	181.555
2939919000	Oth cocaine, levometamfetamine	0	91	0	50.123
2939991000	Nicotine sulphate	0	1.000	0	12.000
2939999000	Oth vegetable alkaloids, natural orreproduc by synthesis & their salts	93	796	76.076	488.690
2940000000	Sugars, chemically pure, oth thansucrose, lactose, maltose	41.402	354.399	329.903	1.484.866
2941101100	Amoxicillins & its salts non-sterile	45.430	149.743	1.947.267	5.598.471
2941101900	Oth amoxicillins	2.803	56.610	124.226	1.786.635
2941102000	Ampicillin & its salts	2.986	11.473	959.901	2.553.958
2941109000	Other penicillins, their derivatvs withpenicillanic acid structure; salts thrf	5.339	48.833	1.042.768	2.556.435
2941200000	Streptomycins & their derivated, saltthereof	5.664	60.418	131.280	555.191
2941300000	Tetracyclines & their derivated, saltthereof	19.076	96.845	281.998	1.524.212
2941400000	Chloramphenicol & its derivated, saltthereof	7.290	50.510	239.285	1.564.686
2941500000	Erythromycin & its derivated, saltthereof	2.573	12.601	635.946	1.880.243
2941900000	Oth antibiotics(rifampicin, cephalosporin, their deriv,salts thrf, quinolon)	136.932	491.678	3.807.568	15.349.506
2942000000	Oth organic compounds.	102.100	433.457	742.373	5.061.958
3001200000	Extracts of glands or oth organsor of their secretions	24.912	103.242	39.807	454.412
3001900000	Oth human or animal substanc. prepar.for therapeutic/prophylactic uses, nes	5.518	6.428	67.632	137.812
3002101000	Plasma protein solution	7.775	19.430	3.040.340	4.286.494
3002102000	Antisera & modified immunologicalprods with or not obtain	1.003	4.005	1.827.490	3.286.157
3002190000	Oth antisera & blood fractions & modifimmunological prods	6.058	100.217	1.491.651	6.734.955
3002202000	Pertusis, measles, meningitis a/c& poliovaccine	776	4.983	740.845	1.587.309
3002209010	Hepatitis vaccine	1.216	13.432	435.984	1.349.249
3002209090	Oth vaccine for human medicine	955.966	1.035.716	1.653.908	9.742.201
3002300000	Vaccines for veterinary medicine	39.552	246.151	1.663.530	8.401.959
3002900000	Oth human blood; animal blood prepfor therapeutic	6.708	51.125	577.314	2.988.990
3003101000	Medicaments cont amoxicillin (inn) notput up in measur doses-for retail sale	0	3.624	0	8.500
3003200000	Medicaments cont oth antibiotics	12.800	94.377	157.621	806.989
3003390000	Oth medicaments cont hormones oroth prod. - for retai sale	15.809	36.476	135.085	390.927
3003400090	Oth medicaments cont alkaloids orderivated thrf but not cont hormones	88	20.127	61.718	582.139
3003900000	Oth medicaments cont >=2 constituent	59.752	1.081.759	243.163	2.165.504
3004101600	Containing ampicillin,amoxycillin orsalts thereof, of a kind taken orally	5.881	7.318	48.500	58.702
3004101900	Oth medicam cont penicillins or drv putup in measured doses-for retail sale	0	540	0	12.195
3004102900	Medicam cont oth streptomycins ortherderivat other than ointment	3.103	10.400	103.619	451.798
3004203100	Medicam cont erythromycin or drvthereof for taking orally	0	22	0	17
3004203900	Medicaments cont erythromycin or drvothor for taking oralling or ointment	668	1.383	35.902	140.568
3004207100	Medicam cont tetracyclilns or drvthereof for taking orally	24	24	1.442	1.442
3004207900	Medicam cont chloramphenicols or drvothor for taking oralling or ointment	4.729	43.540	60.776	458.011
3004209100	Medicam cont linc, sulf,iso,pyr or drvthereof for taking orally	0	13.934	0	1.084.071
3004209900	Medicam cont gentamycins or drvthereof for injection	11.633	155.866	380.413	2.720.916
3004310000	Medicam cont insulin-but not contantibiotics	1.561	33.110	727.642	4.372.884
3004324000	Containing hydrocortisone sodiumsuccinate or flucinolone aceton	166	787	35.862	190.671
3004329000	Medic cont oth corticosteroid hormone	2.259	6.323	248.846	717.099
3004390000	Oth medicam cont hormon, adrenalin, othprod of hd 29.37, not cont insuline	4.485	227.198	602.561	2.891.671
3004401000	Medicam cont morphine/its derivativesfor injection	0	1.062	0	127.845
3004404000	Medicamt cont quinine or its salts &antimalaria substances	0	1.211	0	72.250
3004409010	Medicaments cont morphine or its drv,for taking orally	208	652	59.719	454.516
3004409090	Medicaments cont morphine or its drv,not for taking orally	29.467	53.330	326.225	839.933
3004501000	Oth medicam cont syrups & drops ofvitamins of a kind suitable for children	9.845	25.220	88.542	238.437
3004508100	Medicam cont b complex vitamins	0	188	0	5.294
3004508900	Medicam cont oth b complex vitamin	1.350	9.189	34.008	330.103
3004509000	Oth medicaments cont vitamins oroth prods of heading 29.36	108.750	263.078	699.820	3.217.672
3004901000	Specialised medicines for cancer,aids or oth intractable diseases	5.509	20.358	1.836.643	7.825.157
3004902000	Oth medicamt put up in measuredosesclosed sterile water for	59	3.441	151.200	458.652
3004903000	Antiseptics	29.341	42.176	100.021	198.612
3004904900	Oth anaesthetics cont ketaminlidocain	5.412	11.704	226.951	989.551
3004905900	Oth analgesics, antipyretics & medcont chlorp mleaat,diclof, tramadol	208	20.180	82.591	441.145
3004906000	Antimalarials cont artemisinin,primaqartesunate or chloroquine (inn)	0	40	0	7.200
3004908000	Transdermal therapeutic systems (tts)patches for cancer or heart diseases	0	400	0	33.320
3004909100	Oth medicam put up in measur doses-cont sulpiride(inn),cimetidine,rantidin	14.564	81.177	143.824	851.532
3004909200	Oth medicam put up in measur doses-cont piroxicam(inn) or ibuprofen(inn)	341	57.150	52.180	409.010
3004909910	Oth medicam put up in measur doses-doses cont phenobarbital,	2	1.788	85	105.881
3004909990	Oth infusion fluids; nutritional orelectrolytic solutions	384.211	2.091.833	15.490.254	68.696.900
3005101000	Adhesive dressing & oth articles coverimpregnant w/ pharmaceutical substc	5.326	19.792	134.800	336.930
3005109000	Oth adhesive dressings & otharticles having an adhesive layer	6.982	46.684	85.312	818.766
3005901000	Bandages	26.821	62.550	247.604	686.866

I.3. IMPOR MENURUT KOMODITI / IMPORT BY HS COMMODITY
***** MEI / MAY 2009 *****

HS	Uraian Komoditi Commodity Description	Berat Bersih / Net Weight (Kg)		Nilai / Value C.I.F (US\$)	
		Bulan ini Current Month	Kumulatif Cum.Jan. to date	Bulan ini Current Month	Kumulatif Cum.Jan. to date
3005902000	Gauze	6.701	19.249	24.235	67.313
3005909000	Oth wadding, impregnat/coated withpharmaceutic subst or put up in forms	17.100	104.472	242.435	1.326.419
3006101000	Sterile absorbable surgical or dentalyarn; sterile surgical or dental	45	4.296	846	144.522
3006109000	Sterile surgical catgut,similar sterilesuture matt & sterile tissue	9.922	66.472	526.066	2.299.206
3006200000	Blood-grouping reagents	604	4.543	126.192	627.606
3006301000	Barium sulfate (for taking orally)	0	1	0	37
3006303000	Oth microbial diagnostic reagents	21	8.547	6.855	30.983
3006309000	Oth opacifyng prep for x-ray exam,diagnostic reagents design to be	208.719	853.891	680.210	2.898.040
3006401000	Dental cements & oth dental fillings	332	20.886	30.758	213.376
3006402000	Bone reconstruc cements	27	164	1.551	10.802
3006500000	First-aid boxes & kits	320	7.038	8.207	87.029
3006600000	Chemical contraceptive prepbased on hormones	801	30.502	123.574	2.987.088
3006700000	Gel prep designed to be used in humanor vet medic for parts of the body	2.166	17.169	4.750	192.583
3006910000	Appliances identifiable for ostomy use	3.854	7.102	16.952	41.973
3006920000	Waste pharmaceuticals	0	1	0	9
3101001100	Supplement fertilizers in liquid form,not chemical treat-of solely vegetable	3.615	49.595	25.173	73.850
3101001900	Oth thn supplemnt fertilizr in liquidform,not chemicl treat solely vegetable	21.146	1.379.146	108.133	307.183
3101009100	Oth animal or vegetable fertliser,supplement fertilizers in liquid form	0	4.089	0	14.367
3101009900	Oth animal or vegetable fertliser,oththn supplemnt fertilizr in liquid form	20.200	277.014	19.320	112.374
3102100000	Urea, with or not in aqueous solution	131	17.600.323	1.463	5.594.095
3102210000	Ammonium sulphate	20.850.000	25.035.597	2.581.800	3.691.531
3102290000	Oth double salts & mix of ammoniumsulphate & ammonium nitrate	0	4.309	0	2.938
3102300000	Ammonium nitrate, with or not inaqueous solutions	23.595.550	130.212.590	13.202.384	80.550.210
3102400000	Mixt of ammonium nitrate with calciumcarbonate or oth inorganic non-fertilis	37.195	85.470	56.716	152.973
3102500000	Sodium nitrate	361.046	2.258.393	241.964	1.478.562
3102600000	Double salts & mixtures of calciumnitrate & ammonium nitrate	408.561	1.272.457	172.296	534.610
3102900000	Oth mineral or chem fertliser,nitrogenous inc mixt	0	22.152	0	500.725
3103109000	Other suoerphosphates	18.075.000	82.004.950	3.396.154	22.340.146
3103901000	Calcined phosphatic fertiliser	0	35.155.000	0	7.207.830
3103909000	Oth mineral or chemical fertliser,phospatic	38.350.000	56.259.000	4.346.250	7.745.360
3104200000	Potassium chloride	24.051.022	91.057.998	13.648.017	59.030.293
3104300000	Potassium sulphate	442.052	712.818	276.925	630.708
3104900000	Oth potassium salts	583.986	1.612.800	518.289	1.404.923
3105100000	Mineral or chemic fertliser,tablet orsimilar forms-pack of a weight < 10kg	44	500.754	763	208.103
3105200000	Mineral or chemical fertliser cont theelements nitro,phosphor & potassium	8.004.801	24.872.504	4.638.601	12.267.112
3105300000	Diammonium hydrogenorthophosphate(diammonium phosphate)	15.148.500	15.198.943	5.641.481	5.714.205
3105400000	Ammonium dihydrogenorthophosphate(monoammonium phosphate)	22.000	534.790	55.000	711.389
3105510000	Oth mineral or chemical fertliser,cont nitrates & phosphates	5.951.350	6.036.120	2.127.869	2.214.165
3105590000	Oth mineral or chemical fertliser,cont nitrogen & phosphorus	300.701	13.748.842	143.983	8.792.027
3105600000	Mineral or chemical fertliser,cont elements phosphorus & potassium	25.000	138.000	32.000	281.254
3105900000	Oth mineral or chemical fertliser, intablets or in pack < 10kg	25.100	27.261	84.845	89.548
3201100000	Quebracho extract	46.232	331.720	113.278	715.013
3201200000	Wattle extract	11	126.794	77	128.819
3201901000	Gambier	105.486	105.487	139.534	140.304
3201909000	Oth tanning extract of vegetable origintannis & their salts, esters & oth drv	90.576	596.294	91.272	302.859
3202100000	Synthetic organic tanning substances	447.826	1.696.024	320.779	1.593.715
3202900000	Oth inorgan tanning subst;tanning prepwith or not cont natural tanning subs	74.953	729.289	151.975	1.099.005
3203001000	Coloring matter of vegetable or animalsuitable for use in food or drink	17.055	89.712	147.885	534.648
3203009000	Oth coloring matter of vegetable oranimal not suitable for use in food	12.619	23.498	174.828	792.564
3204111000	Disperse dyes crude & prep based& preparat based thereon, crude	465.790	1.237.371	1.566.352	4.108.414
3204119000	Other disperse dyes and preparationbased thereon	861.978	3.029.496	3.596.017	11.583.305
3204121000	Aciddyes whether or not premetallised	37.260	116.860	200.227	591.672
3204129000	Oth acid dyes whether or not premetallised & preparation based thereon	39.389	128.009	279.875	719.755
3204130000	Basic dyes & preparat based thereon	70.239	179.828	283.151	847.342
3204140000	Direct dyes & preparat based thereon	369.184	1.655.870	1.975.744	7.651.683
3204150000	Vat dyes (incl those usable in thatstate pigments) & prep based thereon	178.863	862.387	1.008.561	3.664.042
3204160000	Reactive dyes & preparations basedthereof	671.873	2.355.733	3.056.737	10.567.088
3204170010	Synthet organ pigment in powder form	650.022	2.626.440	4.080.938	18.047.152
3204170090	Other pigments & preparat basedthereon	682.733	2.190.444	2.658.400	9.619.118
3204190000	Oth synthetic organic coloring matter,incl mix of coloring	582.362	1.907.056	1.275.690	5.224.052
3204200000	Synthetic organic prods of a kindused as fluorescent brightening agent	221.236	1.059.716	2.269.312	7.064.681
3204900000	Oth synthetic organic coloring,matter, w/ or not chemically defined	433.677	1.080.556	888.637	2.832.095
3205000000	Color lakes; preparat as specified inbased on color lakes	150.492	724.585	314.225	1.426.979
3206111000	Pigment base on titanium dioxidecont weight >= 80 %, on dry matter	3.077.111	12.601.353	6.355.780	27.350.489
3206119000	Preparate base on titanium dioxide,cont weight >= 80 %, on dry matter	238.162	646.926	635.452	1.476.701
3206191000	Pigment base on titanium dioxidecont weight < 80 %, on dry matter	152.532	479.847	430.877	1.550.170
3206199000	Preparate base on titanium dioxide,cont weight < 80 %, on dry matter	43.400	291.051	327.370	1.720.764
3206201000	Chrome yellow,chrome green,molybdatorange/red base on chromium comp	29.929	230.554	109.908	876.074
3206209000	Oth pigments & prep based onchromium compounds	5.704	93.791	162.184	555.914
3206411000	Preparations of inorganic pigmentsultramrine pre based thereon	10.685	10.904	39.967	43.068
3206419000	Oth ultramarine & preparationsbased thereon	165.206	632.498	222.293	743.353
3206421000	Prep of inorganic pigments- lithophonebased on sulphide	0	82.613	0	60.296
3206429000	Oth lithophone & oth pigments & prepbased on sulphide	13.694	119.332	18.928	99.626
3206491000	Prep of inorganic pigment based on othhexacyanoferrat (ferro&ferrycyanides)	86.408	302.917	130.847	780.420

I.3. IMPOR MENURUT KOMODITI / IMPORT BY HS COMMODITY
***** MEI / MAY 2009 *****

H S	Uraian Komoditi Commodity Description	Berat Bersih / Net Weight (Kg)		Nilai / Value C.I.F (US\$)	
		Bulan ini	Kumulatif	Bulan ini	Kumulatif
		Current Month	Cum.Jan. to date	Current Month	Cum.Jan. to date
3206499000	Oth pigment & prep based on hexacyanoferrates(ferrocyanides & ferricyanides)	102.017	594.716	572.429	2.940.603
3206501000	Prep of inorganic pigment of akind used luminophores	53.862	138.350	145.946	1.021.094
3206509000	Oth inorganic prods of a kindused as luminophores	176.955	546.195	217.220	992.914
3207100000	Prepared pigments, prep opacificersprep colors & similar prep	617.341	2.829.823	1.552.383	6.846.112
3207201000	Enamel frits	357.861	2.021.871	219.021	1.483.366
3207209000	Oth vitrifiable enamels & glazes,engobe (slips) similar prep	634.225	3.047.098	648.275	2.398.902
3207300000	Liquid lustres & similar preparations	26.197	178.086	143.445	597.060
3207400000	Glass frit & oth glass, in the formof powder granules or flakes	4.401.881	26.903.910	1.938.286	13.558.796
3208101100	Varnishes>100-c hr,based on polyesterfor dental use, dispersed in a non aqueo	4.633	140.113	46.290	509.395
3208101900	Oth varnishes based on polyesters<100-c hr,disper in a nonaqueous	87.239	398.291	317.000	1.456.350
3208109000	Other paints & varnishe (incl enamels &lacquers polyester dispers, non aqueous	255.959	1.297.141	945.574	4.452.676
3208204000	Anti-fouling/anti-corrosive paints forships hull base on acrylic/vinyl polymer	386.694	1.879.078	1.212.269	5.888.399
3208209000	Other paints & varnishes (incl enamels&lacquers) based on acrylic/vinyl polymer	251.362	1.282.478	1.124.547	5.170.819
3208901100	Varnishes (incl.lacquers),exceed >=100Cheat-resistant used in dentistry	25.791	86.893	102.569	402.915
3208901900	Varnishes (incl.lacquers),exceed >=100Cheat-resistant used in oth than dentist	101.201	721.708	380.202	3.629.489
3208902100	Varnishes (incl.lacquers),exceed <100Cheat-resistant used in dentistry	0	738	0	7.189
3208902900	Varnishes (incl.lacquers),exceed <100Cheat-resistant used in oth than dentist	134.501	875.877	752.450	4.802.178
3208909000	Oth paints & varnishesdispersin a nonaqueous	220.671	1.587.516	1.313.150	7.252.670
3209101000	Varnishes(inc lacquer)>100C hr-acrylicvinyl polymer, dispers in a aqueous	65.923	233.665	175.470	813.111
3209104000	Leather paints-based on acrylic orvinyl polymers dispers in a aqueous	34.352	56.458	49.560	127.501
3209105000	Anti-fouling/corrosive paints for shipshulls-acrylic/vynil polymers	11.046	109.518	9.456	281.556
3209109000	Oth paints & varnishes dispersa aqueous medium	251.127	1.514.187	574.765	3.601.503
3209900000	Oth paints based on others varnishesdispers in a aqueous medium	343.682	1.789.984	788.685	4.200.887
3210001100	Varnishes (incl lacquers) > =100C hrof a kind used for finishing leather	925	31.714	5.137	125.473
3210001900	Varnishes (incl lacquers) < 100C hrof a kind used for finishing leather	37.813	103.019	73.852	265.437
3210003000	Prepared water pigments of a kindused for finishing leather	25.002	212.472	65.954	563.524
3210005000	Polyurethane tar coatingof a kind used for finishing leather	13.683	141.833	68.061	517.497
3210009000	Other paints & varnishesof a kind used for finishing leather	118.833	695.359	283.413	2.207.106
3211000000	Prepared driers	18.363	153.332	75.441	679.774
3212100000	Stamping foils	68.830	349.201	334.178	1.547.627
3212901100	Aluminium paste	67.671	435.677	374.110	1.934.026
3212901200	Oth pigments (incl metallic powder &flakes),for leather-dispers,non aqueous	2.700	88.344	5.930	242.953
3212901900	Oth pigments (incl metallic powder &flakes), dispers in non-aqueous media	23.348	180.092	124.558	995.204
3212902100	Dyes or oth coloring matter in formsfor ret sale-suitable for food or drink	283	720	242	9.544
3212902900	Oth dyes or oth coloring matter informs or pack for retail sale	20.372	135.248	188.702	744.480
3213100000	Colors in set, in tablet, tubes, jars,bottles, pans or in similar forms/pack	143.916	231.101	272.538	641.792
3213900000	Oth artist, students or signboard, intablet,tubes,jars,bottles, pans or other	15.837	84.523	52.814	242.397
3214100000	Glaziers putty, grafting putty, cementscaulking compound	314.620	1.044.429	959.297	3.667.260
3214900000	Oth painters fillings; non-refractorysurfacing preparat for facades	411.838	2.421.470	452.017	2.800.332
3215111000	Printing uv curable inks-black	240	3.576	17.060	67.544
3215119000	Printing other than uv curable inks-black	124.700	736.177	730.167	3.685.156
3215190000	Printing inks, other than black	513.780	2.217.804	3.567.533	18.775.958
3215901000	Carbon mass for one time carbon paper	1.917	34.508	5.013	131.847
3215906000	Drawing ink and writing ink	31.904	113.565	354.385	1.085.308
3215909000	Oth printing ink, writing/drawing inkwith or not concentrated or solid	105.645	559.837	707.447	2.604.656
3301120000	Pharmaceutical grade - of orange andoth essential oils of orange	57.266	157.364	168.575	602.101
3301130000	Pharmaceutical grade - of lemone andoth essential oils of lemone	22.082	41.449	713.193	1.254.350
3301190000	Other essential oils of citrus fruit	75.295	410.238	140.517	938.036
3301240000	Essential oils - of peppermint(mentha piperita)	29.441	80.570	238.871	1.269.863
3301250000	Pharmaceutical grade - of oth mintsoth essential oils of oth mints	20.304	58.772	68.672	439.003
3301291100	Pharmaceutical grade of lemon grass ofcitronela, cinnamon, ginger, cardamon	5	4.416	361	28.068
3301291200	Pharmaceutical grade of sandalwood	0	48.200	0	255.080
3301291900	Oth pharmaceutical grade-essential oilsoth than those of citronella	10.202	308.596	180.402	1.337.492
3301299100	Oth pharmaceutical grade of lemongrass of citronella, cinnamon, ginger	726	11.444	12.339	145.599
3301299200	Essential oils of sandalwood, oth thanpharmaceutical grade	109	109	3.111	3.111
3301299900	Oth essential oils-oth thanpharmaceutical grade	60.168	344.638	640.305	3.516.471
3301300000	Resinoids	1.631	8.768	54.102	194.320
3301901000	Aqueous distillates & solutions ofessential oils suitable for medic use	263	27.582	3.762	55.126
3301909000	Oth essential oils (terpeneless or not),incl concretes& absolutes; resinoids	4.875	80.153	146.900	778.865
3302101000	Odoriferous alcoholic prep for thealcohol beverages, liquid form	0	1.086	0	18.974
3302109000	Oth mixed of odoriferous of a kind usedin the food or drink industries	105.343	700.195	1.287.112	6.662.692
3302900000	Oth prep based on odoriferous substancesfor the manufacture of beverages	1.473.632	7.393.639	18.356.522	91.016.298
3303000000	Perfumes & toilet waters	79.715	419.923	830.423	5.215.371
3304100000	Lip make-up preparations	34.479	151.616	409.020	2.047.905
3304200000	Eye make-up preparations	11.410	121.730	329.679	2.590.159
3304300000	Manicure or pedicure preparation	6.774	30.814	61.864	387.456
3304910000	Powders, whether or not compressed	49.154	187.314	428.841	2.585.429
3304991000	Face & skin creams & lotions	322.621	2.161.646	1.657.166	11.889.604
3304992000	Anti-acne creams	4.110	21.290	54.235	197.265
3304999000	Oth beauty/make-up prep & prep for thecare of the skin (oth than medicamts)	137.905	644.509	1.322.024	6.838.121
3305100000	Anti-mycosis shampoos & othershampoos	2.097.765	12.478.271	7.010.020	37.365.885
3305200000	Preparat for permanent waving orstraightening	16.159	64.481	97.868	437.339
3305300000	Hair lacquers	9.927	57.241	153.176	751.797
3305900000	Others preparations for use on the hair	617.911	2.071.696	1.920.452	6.038.552

I.3. IMPOR MENURUT KOMODITI / IMPORT BY HS COMMODITY
***** MEI / MAY 2009 *****

HS	Uraian Komoditi Commodity Description	Berat Bersih / Net Weight (Kg)		Nilai / Value C.I.F (US\$)	
		Bulan ini Current Month	Kumulatif Cum.Jan. to date	Bulan ini Current Month	Kumulatif Cum.Jan. to date
3306101000	Prophylactic pastes & powders	20.604	397.409	98.715	2.434.412
3306109000	Others dentifrices	16.625	47.817	824.434	955.089
3306200000	Yarn used to clean between the teeth(denital-floss)	1.070	3.746	12.685	43.779
3306900000	Oth prep for oral/dental hygiene, incl.denture fix-ative pastes & powder,retail	24.444	61.478	101.718	300.583
3307100000	Pre-shave, shaving or after-shavepreparations	11.626	28.933	58.576	205.123
3307200000	Personal deodorants & antiperspirants	118.355	579.538	646.642	3.351.144
3307300000	Perfumed bath salts & oth bathpreparations	70.245	235.522	125.937	445.182
3307410000	Oth agarbatti & oth odoriferous prep.which operate by burning	356.150	1.423.048	194.511	871.287
3307491000	Room perfuming preparations	26.627	131.981	114.193	784.846
3307499000	Oth prep for perfuming or deodor rooms,incl odoriferous preparat use religious	166.219	619.328	338.074	1.514.249
3307901000	Animal toilet preparations	17.937	64.684	33.735	109.196
3307902000	Contact lens solution	12.281	180.981	61.722	619.544
3307903000	Papers & tissues, impregnated or coatedwith perfume or cosmetics	4.150	47.151	10.920	76.644
3307904000	Other perfumery or cosmeticsincluding depilatories	539	4.093	6.149	13.334
3307909000	Oth pre-shave, cosmetic or toilet prep,prep rooms deodorisers, w/ or perfuming	1.731	37.303	14.400	238.749
3401111000	Soap, organic surface-active-for toiletuse-medicated prods	111.237	288.001	300.000	695.711
3401112000	Bath soap	247.346	1.218.739	389.978	1.783.308
3401113000	Oth toilet use,of felt or nonwovens, impregnated,coat with soap or detergent	154	165	2.506	2.517
3401119000	Oth soap & organic surface fortoilet use	3.688	48.042	102.297	267.526
3401191000	Oth than for toilet use-felt/nonwovensimpregnated,coat with soap or detergent	0	294	0	1.883
3401199000	Oth soap & organic surface other thanfor toilet use	1.090	4.588	76.159	83.591
3401201000	Soap in oth form for flotation deinkingor recycled paper	0	952	0	9.499
3401209000	Soap in oth forms, other than chips	207.312	1.134.391	437.006	1.743.859
3401300000	Organic surface-active prods & prep forwashing in the liquid, put for ret sale	8.047	77.490	145.696	892.299
3402111000	Organic surface-active agents, with/notfor retail sale; sulphated fatty alcohol	64.218	134.917	176.668	406.528
3402112000	Wetting agents used in the manufactureof herbicide	160	16.466	5.836	51.017
3402119000	Oth anionic-organic surface-active agentwith or not put up for retail sale	256.941	1.015.989	671.154	2.453.713
3402121000	Wetting agents used in the manuf ofherbiced-cationic	212.938	553.956	275.522	849.937
3402129000	Oth cationic-organic surface-activeagent with/not put up for retail sale	1.245.854	3.640.771	2.534.806	8.090.115
3402130000	Organic surface-active agents,with orn ot for retail sale; non-ionic	1.512.327	5.602.458	2.847.117	12.417.050
3402190000	Oth organic surface-active agents,withor not up for retail sale	853.616	2.930.050	1.780.634	7.124.118
3402201100	Anionic surface active prep. in liquidform-put up for retail sale	467	38.997	28.484	124.425
3402201200	Anionic washing prep & cleaning prep,incl bleach cleans,liquid form, retail	29.473	75.752	173.820	332.048
3402201300	Oth surface active preparations- inliquid form, for retail sale	46.949	89.860	67.016	147.412
3402201900	Oth wash prep & clean prep,incl bleachcleans & degreas prep,liquid, retail	85.993	386.937	293.469	1.210.002
3402209100	Anionic surface active prep. oth thanin liquid form-for retail sale	20.548	76.579	12.045	59.108
3402209200	Anionic washing prep & clean prep, inclbleach,cleans-oth than liquid,retail	4.583	28.385	12.912	49.445
3402209300	Oth surface active preparation-oth thanin liquid-for retail sale	5.000	18.066	29.249	99.461
3402209900	Oth wash prep & clean prep,incl bleachcleans, oth than liquid, retail sale	180.160	452.143	337.396	1.172.825
3402901100	Anionic surface active preparat-liquidnot put up for retail sale	140.806	957.359	392.638	2.494.149
3402901200	Oth anionic wash prep & clean prep,incl bleach,liquid,not for retail sale	156.047	498.049	258.909	1.737.403
3402901300	Anionic washing prep.or cleaningincl.bleaching, cleansing or degreasing	156.708	1.287.451	315.261	1.864.450
3402901400	Oth organic surface active in liquidform, wetting agents	12.535	33.299	25.841	85.130
3402901500	Oth organic surface active in liquidform, not wetting agents	71.142	487.940	174.817	1.217.086
3402901900	Oth wash prep & clean prep,incl bleachcleans, in liquid-not for retail sale	151.540	967.783	400.532	2.258.764
3402909100	Anionic surface active preparations,oththan liquid- not for retail sale	35.953	85.826	97.472	253.686
3402909200	Anionic wash prep & clean prep,inclbleach,cleans-not liquid-not retail	55.143	247.302	92.664	506.309
3402909300	Anionic surface-active prep,not liquidform not for retail sale	344.875	1.180.638	230.404	1.034.914
3402909400	Anionic surface-active prep, not liquidform, wetting agents not for retail sale	397	2.519	4.116	13.727
3402909500	Anionic surface-active prep, not liquidform,not wett agents not for retail sale	327.918	2.630.919	378.690	3.282.679
3402909900	Oth wash/lean prep,incl bleach cleansoth than liquid-not for retail sale	218.418	1.247.309	902.740	4.294.466
3403111100	Liquid lubricating oil prep, for treatmof textile,or oth materials, cont petrol	56.002	127.636	121.883	467.201
3403111900	Oth liquid preprtion for the treatmenttextile or oth materials, cont petroleum	19.649	77.093	49.306	192.972
3403119000	Oth prepar for the treatment of textilematerials,oth than liquid,cont petroleum	71.567	314.582	227.619	980.440
3403191100	Liquid oil for aircraft engine cont.petroils/oils obtain. bituminous mineral	1.053	15.097	14.766	136.907
3403191200	Other liquid prep content silicone oil,cont petrole oils,or bituminous mineral	208	1.873	1.777	16.393
3403191900	Other liquid for other purposes contpetrol oil or bituminous mineral oils	1.994.060	5.468.617	3.822.322	11.269.217
3403199000	Oth lubricating prep cont petroleum oil	471.224	2.303.244	1.377.197	6.348.003
3403911100	Liquid prep cont silicone oil-for treatof textile,or oth matt,not cont petrol	59.085	173.584	177.111	692.226
3403911900	Liquid prep for treatment of textilemater,not cont petroleum oil & silicone	255.814	744.274	624.988	1.872.982
3403919000	Liquid preparat for treatment of textilor the materials, not cont petroleum oil	591.370	2.590.547	1.360.844	6.187.872
3403991100	Liquid oil for aircraft engine not contpetroleum oils or oils obtain bitumin	1.073	22.565	11.631	94.860
3403991200	Other liquid prep content silicone oilcont petrol oil,or bituminous mineral	0	124	0	2.755
3403991900	Other liquid for other purpose not contpetroleum oil or bituminous mineral oils	39.660	2.243.643	244.353	2.654.292
3403999000	Preparat for treat of textile,leatheroth mater,not cont petrol oil,not liquid	202.446	1.729.005	898.176	5.221.651
3404200000	Artificial waxes & prepared waxes,ofpoly(oxyethylene) (polyethylene glycol)	262.137	1.200.173	532.904	2.363.572
3404900000	Oth artificial waxes & prepared waxes.	890.914	3.626.276	2.037.709	7.200.451
3405100000	Polishes, creams & similar preparat forwear or leather	12.123	77.005	86.673	428.518
3405200000	Polishes,creams & similar prep for themaintenanceof wooden furniture	347	7.196	3.156	24.502
3405300000	Polishes & similar prep for coachwork,other than metal polishes	31.544	54.783	39.924	141.699
3405401000	Abrasive lapping & honing,in the formof flour,scouring pastes & powder	2.126	7.482	19.931	61.682
3405409000	Oth scouring pastes & powders & otherscouring preparations	58.470	233.261	120.686	498.122
3405901000	Metal polishers	9.836	104.990	28.200	150.385
3405909000	Oth polishes & cream, for footwear,furniture, floors	8.333	205.459	50.188	512.306

I.3. IMPOR MENURUT KOMODITI / IMPORT BY HS COMMODITY

*** MEI / MAY 2009 ***

HS	Uraian Komoditi Commodity Description	Berat Bersih / Net Weight (Kg)		Nilai / Value C.I.F (US\$)	
		Bulan ini Current Month	Kumulatif Cum.Jan. to date	Bulan ini Current Month	Kumulatif Cum.Jan. to date
340600000	Candles, tapers & the like.	34.501	271.600	41.311	368.536
3407001000	Modelling pastes, incl those put up for childrens amusement	8.951	69.591	17.538	180.177
3407002000	Prep known as "dental wax", in sets, in packings, retail sale or in plates	624	1.668	6.137	18.550
3407003000	Other preparations for use in dentistry, with a basis of plaster (of calcined	36	11.799	2.526	53.344
3501100000	Casein	193.195	1.111.197	1.387.230	9.051.139
3501901000	Caseinates & other casein derivatives	56.660	124.310	384.197	1.013.087
3501902000	Casein glues	0	6	0	176
3502110000	Egg albumin - dried	5.737	19.318	43.608	104.819
3502190000	Egg albumin - oth than dried	0	155	0	1.632
3502200000	Milk albumin, incl concentrates of >= 2whey proteins	7.750	107.575	73.870	799.889
3502900000	Oth egg albumin	3.508	9.204	63.438	109.284
3503001000	Glues of animal origin	72.801	114.787	159.279	313.339
3503002000	Gelatin in powder form with bloating level a-250 or b-230 or more	37.008	242.423	163.548	866.024
3503009000	Oth gelatin derivatives, isinglass, other glue of animal origin, excl casein glues	210.672	1.099.516	1.220.497	5.702.515
3504000000	Peptones and their derivatives, other protein substances and their	420.023	1.649.207	1.253.560	5.505.950
3505101000	Dextrins, soluble or roasted starches	5.106.069	15.374.659	2.384.265	8.620.220
3505109000	Oth dextrins & oth modified starches	2.863.477	27.815.295	2.385.362	18.719.458
3505200000	Glues based on starches/dextrins	523.471	1.557.260	895.912	3.013.308
3506100000	Prods suitable for use as glues/adhesive for ret sale as glues/adhesives < 1 kg	228.255	983.821	757.461	4.056.857
3506910000	Adhesives based on polymers of heading 39.01 to 39.13 or on rubber	771.467	4.773.657	2.163.800	12.054.797
3506990000	Oth prepared glues & oth prepared adhesives, nes	817.372	3.983.183	2.907.332	15.832.225
3507100000	Rennet & concentrates thereof	512	2.415	12.637	88.875
3507900000	Oth enzymes; prepared enzymes nes or include	293.082	1.201.627	1.781.901	6.720.008
3601000000	Propellent powders	13	313	198	4.938
3602000000	Prepared explosive, oth than propellent powders	27.757	540.249	341.106	2.399.827
3603001000	Semi-fuses, elemented caps, signal tubes	66	92.467	512	1.607.479
3603002000	Safety fuses or detonating fuses	23	13.630	151	486.594
3603009000	Oth safety fuses, detonat fuses, percussion detonat caps, igniters, electric dtnt	14.183	443.384	500.510	8.598.508
3604100000	Firecrackers and other fireworks	1.991.143	3.816.111	1.832.479	3.315.356
3604901000	Distress signal equipment	0	393	0	2.767
3604909000	Oth signalling flares, rain rocket, for signal & oth pyrotechnic articles	5.760	36.803	21.318	108.457
3605000000	Matches, oth than pyrotechnic article of 36.04, in pack of >= 100 matches	256	1.355	2.597	10.651
3606100000	Liquid/liquified-gas fuel in containers used for filling or refilling <= 300 cm	11	91	129	1.878
3606901000	Solid or semi-solid fuels, solidified alcohol & oth similar prepared fuels	17	1.486	79	7.091
3606902000	Lighter flints	2.261	3.572	2.514	7.176
3606903000	Oth ferro-cerium & oth pyrophoric alloy in all forms	23	24	108	113
3606904000	Resin torches, firelighters & the like	0	1.043	0	626
3606909000	Oth articles of combustible material as specified note 2 to this chapter.	1.515	6.472	10.601	104.604
3701100000	Photographic plates & film in the flat for x-ray	24.313	278.474	337.082	3.750.090
3701200000	Instant print film	275	791	3.923	6.580
3701300000	Oth plates & film, with any side > 255 mm specially for printing industri	273.434	1.218.230	1.631.730	7.239.056
3701910000	Oth plates & film for color photograpy (polychrome)	3.422	4.178	6.753	8.271
3701990000	Oth plates & film photograp (polychrome) specially manuf for printing indust	111.438	439.673	255.481	759.123
3702100000	Film for x-ray	1.058	11.375	27.283	281.179
3702310000	Oth film, without perforat, of width not exceed 105 mm for photograp (polychrome)	251	5.086	18.703	130.113
3702324000	Instant print film in bands of width >= 16 mm & length >= 120 mm	6.483	19.550	21.420	63.867
3702329000	Oth film with silver halide emulsi, of a width < 105 mm	190	228	816	1.090
3702393000	Oth infra red transparent film, of a width < 105 mm	0	1.100	0	10.511
3702399000	Oth film without perforations of a width < 105 mm	18.733	19.656	19.275	23.930
3702419000	Film for use oth than in medical, surgical, dental or veterinary sciences	0	2.121	0	42.098
3702433000	Infra red transparent film, width > 610 mm, length < 200 m	0	8.443	0	128.023
3702435000	Film, width > 610 mm, length < 200 m specially prepared for medical service	4.191	17.921	53.208	250.851
3702439000	Oth film of width > 610 mm & length < 120 m	4.760	32.553	26.550	290.203
3702443000	Infra red transparent film, 105 mm < width < 610 mm	0	8.727	0	129.651
3702445000	Film, 105 mm < width < 610 mm, specially prepared for medical service	2.640	24.185	33.501	339.407
3702449000	Oth film, 105 mm < width < 610 mm & length < 120 m	1.551	35.172	8.408	258.555
3702522000	Film for color photo width < 6 mm, length > 14 m, for cinematography	0	918	0	40.978
3702529000	Film for color photo width < 16 mm, length > 14 m	0	24	0	2.211
3702549000	Oth film for color photo 16 mm < width < 35 mm, length < 30 m, oth than for slides	7.836	20.203	11.160	44.681
3702552000	Film for color photo 16 mm < width < 35 mm, length < 30 m, for cinematography	4.145	13.484	91.794	395.047
3702559000	Oth film 16 mm < width < 35 mm, length > 30 m for color photography	5.708	29.649	205.029	1.077.283
3702565000	Film width > 35 mm, for color photograpy specially prepared for medical service	0	85	0	2.344
3702569000	Oth film width > 35 mm, for color photography	12	12	2.781	2.781
3702915000	Film oth than for color photo width < 16 mm, specially for medical service	0	73	0	210
3702919000	Oth film oth than for color photo width < 16 mm	17	101	1.036	6.445
3702935000	Film oth than for color photo 16 mm < width < 35 mm, length < 30 m, for medic serv	9	9	60	60
3702952000	Film oth than for color photo width > 35 mm for cinematography	0	1.274	0	2.524
3702956000	Film oth than for color photo width > 35 mm prepared for medical service	0	490	0	817
3702959000	Oth film oth than for color photography	0	1.424	0	36.024
3703100000	Photographic paper, paperboard & textil, unexposed, rolls, width of 610-1000 mm	1.557	1.641	4.807	5.888
3703200000	Oth photograph paper, sensitised, unexposed for color photography	139.751	285.249	333.858	683.288
3703900000	Oth photograph paper, paperboard & text sensitised, unexposed.	186.426	681.700	943.052	2.208.947
3704001000	Plate & film for x-ray, unexposed but not developed	12	277	54	4.596
3704009000	Oth photograph plates, film, paper, paper-board & textiles, expos but not developed	6.746	72.846	19.050	146.833

I.3. IMPOR MENURUT KOMODITI / IMPORT BY HS COMMODITY
***** MEI / MAY 2009 *****

HS	Uraian Komoditi Commodity Description	Berat Bersih / Net Weight (Kg)		Nilai / Value C.I.F (US\$)	
		Bulan ini Current Month	Kumulatif Cum.Jan. to date	Bulan ini Current Month	Kumulatif Cum.Jan. to date
3705100000	Photograph plates & film, exposed & developed, for offset reproduc	13.190	45.233	11.543	42.376
3705901000	Photograph plates & film, exposed & developed, for x-ray	2.219	2.739	4.878	9.825
3705902000	Microfilms, exposed and developed	0	6.352	0	33.552
3705909000	Oth photograph plates & film, expos & developed, oth than cinematographic film	30.340	49.906	29.665	108.058
3706101000	Newsreels, travelogues, technical & scientific film exposed & developed, width >= 35mm	4.222	16.477	309.799	1.203.903
3706109000	Oth cinematograph film, expos & developed of a width >= 35 mm	0	757	0	26.261
3706909000	Oth cinematographic film, expos & developed with or not incorporating soundtrack	379	814	6.820	17.051
3707100000	Sensitising emulsion, for photo use (other than varnishes, glues, adhesives), retail	1.972	35.648	15.084	80.064
3707901000	Flashlight materials, unmixed products for photographic uses, put up in measured portions	332	16.322	14.336	47.101
3707909000	Oth chemical prep for photographic uses, put in measured portions, ready for use	424.443	1.653.763	1.481.050	6.344.961
3801100000	Artificial graphite, in the form of paste blocks, plates or oth semimanufact	47.634	234.196	75.346	876.380
3801200000	Colloidal/semi-colloidal graphite, in pastes, blocks, plates or oth semimanufact	271	8.343	3.612	52.840
3801300000	Carbonaceous pastes for electrodes & similar paste & for furnace linings	602.442	3.535.705	521.297	3.166.741
3801900000	Oth artificial graphite; colloidal or semigraphite, pastes, blocks or plates	25.789	142.186	46.325	464.072
3802100000	Activated carbon, including spent animal black	223.084	1.251.055	365.757	1.936.530
3802901000	Activated bauxite, including spent animal black	0	216.000	0	42.640
3802902000	Activated clays & activated earth, incl spent animal black	251.000	310.616	47.960	87.366
3802909000	Oth activated natural mineral prod, animal black include spent animal black	455.015	3.080.729	230.886	1.382.115
3803000000	Tall oil, whether or not refined.	20.070	93.875	32.157	157.873
3804001000	Concentrated sulphite lye	139.037	244.311	107.427	197.051
3804009000	Oth residual lyes from woodpulp with or not concentrated, desugar or chemical treat	150.714	1.088.400	131.436	2.097.657
3805100000	Gum, wood or sulphate turpentine oils	19.185	118.649	15.468	116.389
3805900000	Oth terpenic oil product by the distillate of coniferous wood & oth crude paracy	174.775	568.065	374.896	1.200.892
3806100000	Rosin & resin acids	17.551	189.266	55.175	450.906
3806200000	Salt of rosin, of resin acid, of dry rosin acid, oth than salt of rosin addit	5.720	16.211	16.030	52.251
3806301000	Ester gums - in blocks	0	4.027	0	9.780
3806309000	Ester gums - in oth forms	182.738	740.607	708.216	1.792.556
3806901000	Resin gums in blocks	0	8	0	92
3806909000	Oth derivatives rosin & resin acid thereof	297.148	863.194	402.855	1.437.964
3807000000	Wood creosote	50	34.962	557	66.716
3808501100	Intermediate preparations for the manufacture of insecticides, subhd note 1	121.777	715.200	1.527.836	6.923.859
3808501200	Insecticides in the form of mosquito coils/mosquito coil powder, subhd note 1	782	16.864	14.740	81.729
3808501300	Insecticides in aerosol containers subhd note 1	19.505	19.505	51.687	51.687
3808501900	Insecticides, in oth form, subhd note 1	253.381	902.758	990.140	3.166.982
3808502000	Fungicides, subhd note 1	252.751	1.121.928	1.116.929	5.797.457
3808503000	Herbicides, anti-sprouting products and plant-growth regulators, subhd note 1	317.738	1.552.238	697.999	4.762.841
3808504000	Disinfectants, subhd note 1	30.915	56.756	75.047	229.279
3808509100	Wood preserv, being prep oth than surface coat, cont insect/fungi subhd note 1	0	13.963	0	55.368
3808509900	Oth disinfect, similar product, put up in form/pack for retail sale, subhd 1	5.680	47.036	78.482	456.428
3808911000	Intermediate preparation for the manufacture of insecticides, not subhd note 1	45.228	274.573	642.029	13.090.487
3808912000	Insecticide in the form of mosquito coil/mosquito coil powder, not subhd note 1	0	27.599	0	55.274
3808919000	Insecticides, in oth form, not subhd note 1	205.195	990.163	1.070.838	6.799.218
3808920000	Fungicides, not subhd note 1	355.351	2.098.633	2.289.212	11.817.335
3808930000	Herbicides, anti-sprouting products and plant-growth regulator, not subhd note 1	1.000.692	5.013.587	2.021.568	13.970.706
3808940000	Disinfectants, not subhd note 1	27.961	104.133	188.464	471.342
3808991000	Wood preserv, being prep oth than surface coat, cont insect/fungi not subhd note 1	0	25	0	3.000
3808999000	Oth disinfect, similar product, put up in form/pack for retail sale, not subhd note 1	10.758	70.280	59.617	352.336
3809100000	Oth finish agent, dye carriers to accelerate with a basis of amylaceous substances	146.765	982.046	138.301	1.302.592
3809910000	Oth finish agent, dye carriers to accelerate kind used in the textile or like indust	904.276	4.658.205	2.313.079	10.925.969
3809920000	Oth finish agent, dye carriers to accelerate kind used in the paper or like indust	2.382.901	7.298.854	4.670.476	14.889.127
3809930000	Oth finish agent, dye carriers to accelerate kind used in the leather or like indust	201.792	1.036.105	480.691	2.522.745
3810100000	Pickling prep for metal surface, soldering, brazing, welding powders	746.432	2.508.007	1.742.622	6.787.184
3810900000	Other prep of a kind used as cores or coating for weld electrodes or rods	556.383	3.337.148	1.214.072	6.611.894
3811110000	Anti-knock preparation, based on lead based on lead compound	800	2.724	2.000	10.565
3811190000	Oth anti-knock preparations	176.716	516.106	362.544	1.595.086
3811211000	Additive for lubricating oils, cont petroleum & oil obtain from bitumin, retail	3.955	49.079	10.239	79.875
3811219000	Additive for lubricating oils, cont petroleum & oil obtain from bitumin, not retail	1.333.234	18.553.364	3.909.329	60.974.577
3811290000	Oth additive for lubricating oils, cont petroleum & oil obtain from other mineral	102.185	943.148	287.250	3.064.351
3811901000	Anti knock prep., rust preventative & corrosion inhibitors	225.220	802.731	1.078.282	3.601.480
3811909000	Oth anti-knock prep., for mineral oil liquid used as mineral oils	2.987.973	6.463.399	3.481.570	9.920.259
3812100000	Prepared rubber accelerators	1.068.013	3.780.483	2.330.084	8.534.883
3812200000	Compound plasticisers for rubber or plastics	938.073	2.072.980	1.697.159	3.617.341
3812301000	White carbon	114.344	353.631	117.470	634.122
3812309000	Oth anti oxidising prep & oth compound stabilisers for rubber or plastics	1.303.104	5.988.053	3.539.468	14.792.396
3813000000	Prep. & charge for fire-extinguisher charged fire-extinguishing grenades	79.856	504.845	377.805	1.071.435
3814000000	Organic composite solvents & thinners, prepared paint or varnish removers	515.696	2.393.234	1.362.553	6.383.931
3815110000	Supported catalyst, with nickel/nickel compounds as the active substance	46.454	281.487	1.551.951	4.506.002
3815120000	Supported catalyst, with precious metal compounds as the active substance	24.948	62.335	283.353	1.121.725
3815190000	Oth supported catalysts	676.393	2.648.284	5.689.296	17.708.598
3815900000	Oth reaction initiators, reaction accelerators catalytic prep, nes or incld	1.189.398	5.542.137	6.030.906	19.871.187
3816001000	Refractory cements, mortars, concretes	402.710	5.310.562	499.081	2.916.837
3816009000	Oth refractory cements, mortars, concrete	492.270	2.340.381	287.316	1.750.648
3817000000	Mixed alkylbenzenes & mixed alkyl naphthalenes oth than head 2707 or 2902	6.970.524	17.062.916	7.385.947	21.814.748
3818000000	Wafers/discs with silicon content	36.517	80.573	375.757	1.522.046

I.3. IMPOR MENURUT KOMODITI / IMPORT BY HS COMMODITY

*** MEI / MAY 2009 ***

HS	Uraian Komoditi Commodity Description	Berat Bersih / Net Weight (Kg)		Nilai / Value C.I.F (US\$)	
		Bulan ini Current Month	Kumulatif Cum.Jan. to date	Bulan ini Current Month	Kumulatif Cum.Jan. to date
381900000	Hyd brake fluids&oth for hyd trnsmssionwhether or not cont<70% weight of petrolm	235.369	841.568	482.239	2.109.901
382000000	Anti-freezing preparations & preparedand prepared de-icing fluids	103.992	146.073	102.768	281.147
382100100	Prepared culture media for development	12.086	45.779	205.864	729.459
382100900	Oth prepared culture media fordevelopment	320	14.761	27.305	321.756
382200100	Plate, sheet, film, foil&strip of plasticimpreghtd/coated with diag. reagents	5.226	26.117	487.787	2.156.575
382200200	Paperboard, cellulose wadding&web fibreimpreghtd/coated with diag. reagents	21.488	65.171	259.025	968.249
382200300	Sterilisation indicator strips & tapesoth thn heading 3002 or 3006	90	3.646	3.446	62.409
382200900	Oth diagnostic/lab reagents & preparedwhether or not head 30.02 or 30.06	101.847	616.933	2.077.468	11.278.855
382311000	Stearic acids	370.768	1.464.468	277.950	1.321.172
382312000	Oleic acids	77.200	194.611	80.850	228.881
382313000	Tall oils fatty acids	279.138	906.322	306.521	937.355
382319100	Acids oil from refining	0	995	0	10.670
382319900	Oth industrial monocarboxylic fatty acid	495.704	2.051.910	1.091.218	4.522.775
382370100	Industry fatty alcohols in the formof wax	30	2.459	406	8.177
382370900	Oth industry fatty alcohols in the formof wax	2.128.625	6.427.226	1.982.144	6.204.069
382410000	Prepared binders for foundry mouldsor core	176.083	822.890	228.193	1.125.188
382430000	Non-agglomerated metal carbides mixedtogether with metallic binders	12.277	16.789	76.392	108.814
382440000	Prepared additives for cements, mortarsor concretes	1.201.922	7.252.843	3.742.101	17.404.106
382450000	Non-refractory mortars & concretes	30.689	173.782	11.178	68.793
382460000	Sorbitol oth than that ofsubheading 2905.44	48.887	174.895	48.070	145.980
382472000	Mix cont halogenated, drv methane, ethanecont bromochlorodi(tri)fluoromethane	0	2.643	0	48.449
382475000	Mix cont halogenated, drv methane, ethanecontaining carbon tetrachloride	0	10.619	0	12.060
382477000	Mix cont halogenated, drv methane, ethanecont bromomethane or bromochloromet	0	15	0	3.425
382478000	Mix cont halogenated, drv methane, ethanecont PFC or HCFC but not CFC or HCF	0	48.014	0	80.634
382479000	Other mix cont halogenated, drv methane, ethane	147.041	1.094.548	535.107	1.687.469
382481000	Mix & preparation containing oxirane(ethylene oxide)	23.424	33.404	36.774	51.302
382482000	Mix & preparation containing pbbs, PCBs, PCTs	0	3.607	0	11.099
382483000	Mixtures & preparation containingtris(2,3-dibromopropyl) phosphat	0	303	0	2.662
382490100	Ink removers, stencil correctors&oth, corrector fluids in package	86.464	231.348	207.856	859.579
382490200	Mixtures of chemical, of a kind used inmanufactured of foodstuff	244.500	975.706	924.498	3.575.873
382490300	Copying pastes with a basis of gelatinpresented in bulk/ready to use	13.450	15.013	49.370	55.268
382490400	Composite inorganic solvents	6.627	408.363	59.984	1.783.482
382490500	Acetone oil	251	6.755	9.053	122.994
382490600	Preparations/mixtures cont monosodiumglutamate	3.008	68.912	32.576	334.537
382490900	Oth prods & preparations cont cfc-11, 12, 115, and halon	2.848.192	13.647.488	8.307.639	37.479.619
382590000	Oth residual prods of the chemical/allied industry	0	2	0	100
390110300	Polyethylene < 0,94 in liquids orpastes	63.432	383.252	260.314	807.338
390110901	Polymers of ethylene, in granule form	15.867.385	67.654.891	16.516.216	65.525.412
390110909	Polymers of ethylene other form	1.956.034	9.623.017	2.114.606	9.704.220
390120000	Polyethylene having a specific gravity0,94 or more	6.608.797	38.141.917	7.192.422	37.896.891
390130300	Ethylene-vinyl acetate copolymersin liquid or pastes	1.247.105	5.775.394	1.182.709	5.933.656
390130900	Ethylene-vinyl acetate copolymersin other form	2.409.067	9.880.198	4.097.469	17.273.378
390190300	Oth polymers of ethylene in liquidor pastes	18.860	204.347	326.670	1.185.223
390190900	Oth polymers of ethylene in other form	7.449.507	25.504.396	8.067.112	27.653.614
390210100	Polypropylene in powder form	123.316	492.894	192.703	568.529
390210200	Polypropylene in granule form	23.564.960	104.377.316	23.819.909	96.030.421
390210900	Polypropylene in other form	954.422	11.138.014	1.038.250	10.133.735
390220300	Polysobutylene liquids/pastes	56.494	364.797	216.970	885.679
390220900	Polysobutylene in oth forms	150.730	756.331	253.419	1.181.185
390230300	Propylene copolymers in liquidor pastes	157.000	1.228.466	160.310	1.527.217
390230901	Propylene copolymers in granule form	13.120.339	49.761.985	14.349.854	50.635.923
390230909	Propylene copolymers in other form	548.370	2.778.948	640.767	2.903.762
390290300	Oth polymers of propylene in liquidor pastes	446	85.771	1.380	142.186
390290900	Oth polymers of propylene in other form	612.029	4.012.499	1.772.853	7.087.369
390311000	Expansible polymers of styrene	1.001.257	5.421.854	1.223.802	6.767.068
390319000	Other polymers of styrene	2.854.854	14.343.430	3.600.945	16.869.063
390320300	Styrene-acrylonitrile (SAN) copolymersin aquaeous dispersion	144.513	697.894	241.104	1.004.189
390320900	Oth styrene-acrylonitrile (SAN)copolymers	320.292	1.951.779	490.297	2.748.753
390330300	Acrylonitrile-butadiene-styrene (ABS)copolymers in aquaeons dispersion	234.602	2.159.125	493.529	3.939.726
390330900	Acrylonitrile-butadiene-styrenecopolymers in other form	3.758.683	17.263.769	6.530.986	29.143.638
390390300	Oth polymers of styrenein aquaeons dispersion	92.393	219.174	122.978	379.724
390390900	Oth polymers of styrenein other form	116.764	849.210	264.628	1.750.723
390410100	PVC homopolymers, suspension tyenot mixed with oth substances	130.633	396.327	131.107	616.702
390410900	PVC in other form	1.557.402	13.177.317	1.663.408	12.444.557
390421000	Oth poly(vinyl chloride) non plasticised	93.188	400.297	99.306	376.975
390422000	Oth poly(vinyl chloride) plasticised	488.368	2.200.351	741.765	2.491.640
390430000	Vinyl chloride-vinyl acetate copolymers	235.386	601.703	415.577	1.318.138
390440000	Other vinyl chloride copolymers	86.273	343.827	286.256	1.176.663
390450400	Vinylidene chloride polymr in dispersion	0	587	0	1.511
390450900	Vinylidene chloride polymersin other form	481.641	1.082.177	723.818	1.823.114
390461000	Fluoro-polymerspolytetrafluoroethylene	15.804	65.636	99.180	343.694
390469300	Fluoro-polymers polytetrafluoroethylenedispersions	0	10.246	0	60.428
390469900	Oth fluoro-polymers in other form	9.899	31.900	45.928	256.808
390490900	Oth polymers vinyl chloride in oth forms	361	27.700	1.773	152.332

I.3. IMPOR MENURUT KOMODITI / IMPORT BY HS COMMODITY
***** MEI / MAY 2009 *****

HS	Uraian Komoditi Commodity Description	Berat Bersih / Net Weight (Kg)		Nilai / Value C.I.F (US\$)	
		Bulan ini Current Month	Kumulatif Cum.Jan. to date	Bulan ini Current Month	Kumulatif Cum.Jan. to date
3905120000	Poly(vinyl acetate) in aqueousdispersions	24.322	516.827	44.465	578.771
3905190000	Other poly(vinyl acetate)	74.009	315.741	284.117	948.359
3905210000	Vinyl acetate copolymers in aqueousdispersions	111.021	1.148.360	120.545	1.319.941
3905290000	Other vinyl acetate copolymers	32.400	263.478	80.190	667.230
3905301000	Poly (vinyl alcohol) in aqueousdispersions	47.726	108.843	118.233	331.101
3905309000	Poly (vinyl alcohol)in other form	1.342.352	5.214.198	2.953.458	12.309.669
3905910000	Copolymers of vinyl acetate or of othervinylester	74.401	221.149	491.640	2.041.606
3905990000	Oth polymer of vinyl acetate/oth vinyl esters;oth vinyl polymers; primary form	26.666	247.256	322.422	1.988.462
3906101000	Poly(methyl methacrylate) in aquaeousdispersions	41.594	208.162	100.343	562.548
3906109000	Oth poly(methyl methacrylate)in other form	373.649	1.894.464	880.680	4.671.715
3906901100	Oth acrylic copolymers in aquaeousdispersions	250.415	1.710.787	447.640	2.819.008
3906901900	Oth acrylic copolymers in other forms	427.572	3.296.937	1.136.152	7.640.957
3906909100	Oth acrylic polymers in aquaeousdispersions	564.579	1.345.494	852.157	2.222.776
3906909900	Oth acrylic polymers in other forms	2.265.661	9.318.327	6.159.645	24.479.479
3907100000	Polyacetals	424.229	1.550.919	894.761	3.644.696
3907200000	Other polyethers	4.186.118	12.273.705	6.626.164	21.297.661
3907302000	Epoxide resins based powder coating	14.814	402.930	85.688	1.407.589
3907303000	Epoxide resins in liquids/pastes	947.033	4.312.905	2.122.713	9.417.106
3907309000	Epoxide resins in oth form	697.371	3.960.299	1.941.330	10.833.376
3907400000	Polycarbonates	2.381.750	8.881.372	4.260.444	20.181.172
3907500000	Alkyd resins	115.355	400.637	231.355	776.054
3907601000	Poly(ethylene terephthalate) in aqueousdispersions	1.131	56.891	15.931	123.152
3907609000	Poly(ethylene terephthalate) in oth form	5.561.471	22.109.598	5.990.275	22.304.643
3907700000	Poly(lactic acid)	15.867	61.297	40.865	149.669
3907912000	Oth polyesters unsaturated in chip form	1.802	6.852	9.264	50.141
3907919000	Oth polyesters unsaturated in oth form	346.729	1.608.577	548.308	2.810.010
3907994000	Oth polyester saturated based powdercoating	83.301	303.261	116.320	561.074
3907999000	Oth polyesters saturated in oth form	2.448.008	12.638.560	3.435.902	15.126.653
3908101000	Polyamides in primary forms, polyamide-6	2.685.570	14.265.066	5.699.100	31.664.794
3908109000	Oth polymde-6,-11,-12,-6,6,-6,9,-6,10	850.022	5.087.336	1.906.847	9.835.803
3908900000	Other polyamides	215.728	951.759	689.479	3.154.598
3909101000	Urea resins, thiourea resin in mouldingcompound	123.016	615.710	210.122	1.085.376
3909109000	Other urea resins	167.246	1.147.538	406.699	1.929.382
3909201000	Melamine resins in moulding compound	315.851	1.167.154	1.039.483	2.881.158
3909209000	Other melamine resins	207.742	1.008.678	328.033	1.313.230
3909301000	Oth amino-resins in moulding compound	368.096	1.162.006	595.610	1.643.188
3909309000	Oth amino-resins, oth thn mouldingcompound	394.071	1.759.002	833.403	3.719.506
3909401000	Phenolic resins in moulding compound	22.883	142.505	92.665	583.998
3909409000	Other phenolic resins	1.428.699	6.381.861	2.123.534	9.580.810
3909500000	Polyurethanes	1.442.537	5.953.618	4.417.366	18.728.403
3910002000	Silicones in dispersions or in the formof solutions	597.341	2.003.819	2.110.972	7.875.912
3910009000	Silicones in oth forms	547.689	1.636.040	2.565.075	7.699.176
3911101000	Petroleum,coumarone,indene/coumaroneinde in liquid or pastes	35.120	373.690	70.485	556.119
3911109000	Petroleum, coumarone, indene/coumaroneindene in oth form	2.208.190	7.352.667	2.762.253	11.592.638
3911900000	Oth petroleum, coumarone, indene/coumaroneindene in oth form	671.609	2.973.206	1.550.087	7.529.281
3912110000	Cellulose acetates non-plasticised	170	4.118	2.844	58.441
3912120000	Cellulose acetates plasticised	2.404	24.653	22.968	120.153
3912201100	Water-based semi-finished nitrocellulosecellulose nitrates non plasticised	114	1.209	774	7.849
3912201900	Oth cellulose nitrates non plasticised	277.930	1.184.531	581.073	2.521.284
3912202000	Cellulose nitrates plasticised	26.193	52.033	60.060	121.968
3912310000	Carboxymethylcellulose & its salts	703.510	2.456.304	1.570.760	6.521.286
3912390000	Oth cellulose ethers	168.835	939.934	1.072.349	5.953.494
3912902090	Other regenerated cellulose	82.178	303.657	448.898	1.433.225
3912909000	Oth cellulose in other form	157.258	668.245	883.513	3.237.782
3913100000	Alginic acid, its salts & esters	28.322	228.940	187.797	1.496.361
3913900000	Oth natural polymers & its modified, inprimary form	107.726	1.165.834	692.605	4.924.846
3914001000	Ion-exchangers based on plymrs of headof a kind used	81.057	538.760	160.332	1.128.403
3914009000	Oth ion-exchangers based on plymrs ofhead of a kind used	213.901	790.846	718.005	2.897.802
3915100000	Waste, parings & scrap, of polymers ofethylene	0	4.556	0	54.723
3915909000	Waste, parings & scrap, of other plastic	109.052	645.349	79.060	349.214
3916101000	Monofilament of polymers of ethylenechloride	0	1.532	0	12.442
3916102000	Monofilament of polymers of ethylenerods, sticks and profile shapes	1.274	4.512	11.207	28.580
3916201000	Monofilament of polymers of vinylchloride	11.526	62.776	42.077	203.653
3916202000	Monofilament of polymers of vinylrods, sticks and profile shapes	70.865	228.609	107.365	481.770
3916904000	Monofilament of other plasticsof hardened proteins	10.288	29.318	119.972	316.527
3916909000	Oth monofilament of other plastics	118.110	270.808	499.212	1.603.413
3917101000	Artificial guts (sausage casings) ofhardened proteins	5.737	20.109	140.462	569.725
3917109000	Artificial guts (sausage casings) ofcellulosic materials	44.442	266.286	398.898	1.902.303
3917210000	Tube,pipe,hose,fitting therefor ofplastic of polymers of ethylene	53.237	202.592	81.212	449.901
3917220000	Tube,pipe,hose,fitting therefor ofplastic of polymers of propylene	5.117	39.495	27.025	225.776
3917230000	Tube,pipe,hose,fitting therefor ofplastic of polymers of vinyl chloride	58.920	490.456	185.324	2.293.129
3917290000	Tube,pipe,hose,fitting therefor ofplastic of other plastics	60.893	949.854	193.738	2.993.181
3917310000	Flexible tubes, pipes and hoses havea minimum burst pressure of 27.6 mpa	26.128	495.876	134.653	2.622.838
3917321000	Sausage & ham casings, without fittingsof plastics	4.272	15.651	77.032	229.745

I.3. IMPOR MENURUT KOMODITI / IMPORT BY HS COMMODITY
***** MEI / MAY 2009 *****

HS	Uraian Komoditi Commodity Description	Berat Bersih / Net Weight (Kg)		Nilai / Value C.I.F (US\$)	
		Bulan ini Current Month	Kumulatif Cum.Jan. to date	Bulan ini Current Month	Kumulatif Cum.Jan. to date
3917329000	Oth unflexible tubes, pipes & hoses, notreinforced, without fittings	144.598	535.054	511.209	2.367.698
3917330000	Oth, not reinforced/otherwise combinedwith oth materials/fittings of 3917.30	725	13.317	6.582	97.023
3917390000	Oth tubes, pipes and hoses	103.816	872.232	478.197	2.772.339
3917400000	Fittings of plastics	151.611	890.575	846.188	3.965.371
3918101100	Tiles of polymers of vinyl chloride	72.213	187.188	85.427	179.792
3918101900	Oth floor covering of polymers of vinylchloride	1.748.626	5.674.387	1.203.835	3.361.121
3918109000	Wall or ceiling coverings of polymers ofvinyl chloride	346.061	2.875.177	321.078	1.768.024
3918901100	Tiles, of polyethylene	7.058	74.060	25.598	227.379
3918901300	Oth floor coverings of polyethylene	163.023	857.902	306.351	1.067.897
3918901900	Oth floor coverings of oth plastics	80.305	254.523	71.967	331.829
3918909100	Wall or ceiling covering of polyethylene	30.573	1.050.711	109.695	2.060.354
3918909900	Wall or ceiling coverings of oth plastic	32.337	226.010	77.203	545.677
3919101000	Tape in roll,width=<20cm,of polymers of vinyl chloride	88.364	359.226	383.739	1.816.375
3919102100	Tape in roll,width=<20cm,of polyethyleneused in mnfctre of telephonc/elect wire	5.443	94.152	59.587	444.497
3919102900	Tape in roll,width=<20cm,of polyethyleneused for other	86.016	570.499	573.911	3.337.533
3919109000	Oth self-adhesive plate, sheet, film, inroll, width =<20 cm, of oth plastics	331.533	1.580.711	1.943.688	8.173.543
3919901000	Oth self-adhesive plates, sheets, film, foil, tape of polymers of vinyl chloride	107.140	463.233	377.606	2.187.530
3919909000	Oth self-adhesive plates, sheets, film, foil, tape, strip of plastics	1.943.889	7.530.707	5.743.425	23.475.853
3920100000	Oth tape of polymer of ethylene,not formfg of telephonic/electric wire	1.513.757	7.376.145	3.335.316	16.450.295
3920200010	Bopp film, of polymers of propylene	3.015.513	9.986.227	4.614.991	14.325.204
3920200090	Oth tape of polymer of propyleneused as an adhesive by melting	1.034.694	5.121.903	1.637.678	7.611.769
3920301000	Polymers of styrene used as an adhesiveby melting	18.969	126.738	28.894	132.616
3920309000	Polymers of styrene not used asan adhesive by melting	31.221	202.826	51.548	252.323
3920430000	PVC tape weight >6% of plasticiser usedot than mfg of telephonic/electric wire	476.964	1.436.518	835.729	3.026.261
3920490000	Other of polymers of vinyl chloride	541.524	3.608.686	1.204.430	6.400.207
3920510000	Oth plate,sheet, film, foil, strip of acrypolymers of methyl methacrylate	164	324	432	991
3920590000	Oth plates, sheets, film, foil & strip othacrylic polimer of methyl methacrylate	11.078	81.564	90.527	389.619
3920610000	Film, of polycarbonates	335.595	1.978.754	719.570	5.612.616
3920621000	Film, of poly(ethylene terephthalate)used as an adhesive by melting	758.991	2.788.075	1.612.491	5.910.802
3920629000	Oth plate, sheet, foil & strip of poly-(ethylene terephthalate)	41.441	244.037	287.956	1.554.871
3920630000	Tapes, of unsaturated polyesters,	2.650	21.147	4.327	35.039
3920690000	Tapes, of oth polyesters, used as anadhesive by melting	1.086.001	3.924.963	2.001.202	8.201.360
3920711000	Cellophane film	8.448	39.649	42.240	115.664
3920712000	Viscose tear-off ribbon, foil	821	40.099	2.951	234.232
3920719000	Oth plate, sheet & strip of regeneratedcellulose usedoth than adhesive by melti	123	807	646	6.376
3920730000	Cellulose acetate, plasticized, usedas an adhesive by melting	13	1.280	196	9.098
3920790000	Plate, sheet, foil & strip of oth celluloderivatives	137	687	2.602	13.068
3920911000	Film of poly(vinyl butyral), thickness0.38-0.76mm width <= 2m	64.646	354.249	517.706	1.834.782
3920919000	Oth film of poly(vinyl butyral), plate,	29.774	465.856	176.402	1.449.617
3920921000	Plate, sheet, foil & strip of nylon 6of polyamides	1.426	4.127	26.647	102.791
3920922000	Plate, sheet, foil & strip of polyamides, used as an adhesive by melting	133	1.353	286	13.724
3920929000	Plate, sheet, foil & strip of othpolyamides	20.086	193.703	75.027	678.147
3920931000	Plate, sheet, foil & strip of melamine, of amino-resins	0	1.127	0	6.449
3920939000	Oth plate, sheet, foil & strip of aminoused oth than an adhesive by melting	0	75	0	3.024
3920941000	Phenol formaldehyde (bakelite) sheets	8.073	130.402	44.616	381.545
3920949000	Oth plate, sheet, foil & strip of phenolicresins	169	21.908	161.070	181.868
3920990010	Corrugated sheets & plates, of otherplastics	65.383	236.396	53.986	843.085
3920990090	Oth plate, sheet, foil & strip of otherplastics	200.294	943.698	1.099.960	4.456.448
3921111000	Plates & sheets, cellular, of polymersof styrene	106.539	630.889	148.123	789.940
3921119000	Film, foil & oth strip, cellular, of oth than plate and sheet	7.941	207.697	55.973	438.666
3921120000	Tapes of PVC, in plates & sheets formused as mfg telepni/elect.wire	1.210.142	3.969.082	1.109.596	3.958.314
3921130000	Plates & sheets of polyurethanes	170.390	455.984	440.059	1.826.722
3921141000	Plates and sheets of regeneratedcellulose	0	7.724	0	3.169
3921149000	Film, foil & oth strip of regeneratedcellulose used in mfg telepnic/elect.wir	39.845	200.192	84.458	372.248
3921191000	Tapes in plate & sheet, of oth plastics	167.255	1.976.198	758.054	2.562.980
3921199000	Tapes in oth form, used in the oth thanmfg of telephonic/electric wire	1.351.863	5.931.492	1.760.769	7.060.482
3921902000	Plates & sheets, not cellular plateand sheet	251.092	1.385.164	441.900	2.733.593
3921909000	Film, foil & oth strip, not cellularoth than plate and sheet	720.370	3.296.371	1.832.522	7.263.138
3922100000	Baths, shower-baths, sinks & washbasins	148.947	430.138	200.533	1.398.496
3922201000	Lavatory covers of plastic	30.689	119.373	100.795	397.480
3922202000	Lavatory seats, of plastics	3.905	11.598	7.271	23.696
3922901100	Parts of flushing cisterns, of plastics	10.873	30.841	53.460	185.940
3922901900	Flushing water closets (lavatory pans)and urinals	3	17.869	253	115.028
3922909000	Similar sanitary ware, of plastics	49.698	303.401	116.079	575.271
3923100000	Boxes used for cinematographic films, tape and disks	701.057	2.846.307	1.661.812	8.309.448
3923211000	Aseptic bag of polymers of ethylene withaluminium foil in forcing material	26.908	340.165	125.178	1.434.713
3923219000	Oth sacks & bags, of polymers ofethylene	592.565	2.427.760	1.258.788	6.141.245
3923290000	Oth articles for the conveyance or packing of goods of oth plastics	492.883	2.644.956	1.798.267	10.406.741
3923301000	Toothpaste tubes container, of plastic	41	7.813	1.123	46.452
3923309000	Carboys, bottles, flasks & similararticle, not tootpaste tube container	501.023	2.389.109	2.321.005	9.849.111
3923400000	Spool, cop, bobbin & similar support	73.542	327.453	492.954	2.223.293
3923500000	Stoppers, lids, caps and other closures	441.472	1.594.809	2.582.709	8.665.492
3923900000	Oth articles for the conveyance/packinggoods of plastics	407.642	1.775.020	2.120.110	8.113.004
3924100000	Tableware & kitchenware	516.329	2.213.393	1.716.053	7.459.569

I.3. IMPOR MENURUT KOMODITI / IMPORT BY HS COMMODITY
***** MEI / MAY 2009 *****

HS	Uraian Komoditi Commodity Description	Berat Bersih / Net Weight (Kg)		Nilai / Value C.I.F (US\$)	
		Bulan ini Current Month	Kumulatif Cum.Jan. to date	Bulan ini Current Month	Kumulatif Cum.Jan. to date
3924901000	Bed pans, urinals (portable type) & chamber pots	6.789	68.647	29.267	248.548
3924909000	Oth household & toilet articles, of plastics	337.601	1.290.158	859.647	3.569.181
3925100000	Reservoirs, tanks, vats & similar contain. capacity <= 300l	34.444	196.198	83.965	488.822
3925200000	Doors, windows & their frames & threshold for doors	102.310	492.586	142.921	538.972
3925300000	Shutters, blinds (includ venetian blinds) and similar articles and parts	64.326	335.349	107.506	527.016
3925900000	Oth builders ware of plastics, not elsewhere specified	377.623	1.296.473	523.819	1.648.110
3926100000	Office or school supplies of plastics	287.389	972.619	588.967	1.918.049
3926206000	Articles of apparel used for protection of plastics	54.031	226.950	246.488	1.445.369
3926209000	Oth articles of plastics, including belt	355.401	1.904.916	2.119.767	12.669.262
3926300000	Fittings for furniture, coachwork or the like	68.811	242.489	250.297	1.640.853
3926400000	Statuettes & ornamental articles	55.950	187.313	125.373	529.340
3926901000	Floats for fishing nets, of plastics	75.079	361.268	844.822	3.243.803
3926902000	Fan & handscreen, frame & handle thereof and parts	34.185	125.373	373.108	1.000.138
3926903200	Plastic moulds with denture prints	0	1.549	0	106.945
3926903900	Oth hygienic, medical & surgical	98.307	282.696	939.525	2.090.670
3926904100	Police shields, of plastics	0	58	0	1.604
3926904200	Protective mask & similar article for used in welding & similar works	14.738	56.422	105.858	445.446
3926904400	Life saving cushions for protection of persons falling from height	1	885	45	5.802
3926904500	Reflected light nails, of plastics	1.009	6.750	1.234	92.051
3926904900	Oth safety & protective devices,	27.543	165.490	88.066	968.446
3926905300	Transmission or conveyor belts or belting	9.411	125.494	296.617	1.693.759
3926905500	Plastic j-hooks & bunch blocks for detonator	3.963	13.901	53.733	126.500
3926905900	Oth industrial articles, of plastics	309.176	1.374.772	1.512.382	9.413.580
3926906000	Nipple former, breastshell, nipple shield, hand expression funnel	136	145	1.727	2.079
3926907000	Corset busks & similar supports for articles of apparel or clothing accessor	5.945	70.873	111.053	941.242
3926908000	Cards for jewellery or small objects of personal adornment	115.544	329.836	188.134	646.086
3926909000	Oth articles of plastics & other material	2.096.889	9.387.774	7.405.017	29.460.680
4001101100	Natural rubber latex, cont ammonia >= 0.5% catrige concentrate	313.600	1.806.518	367.155	2.003.309
4001101900	Natural rubber latex, cont ammonia >= 0.5% processed by other methods	300.000	316.400	360.000	378.696
4001102100	Natural rubber latex, cont ammonia < 0.5% centrifuge concentrate	0	60.053	0	64.141
4001102900	Natural rubber latex, cont ammonia < 0.5% processed by other methods	13.200	374.453	21.120	669.386
4001211000	Natural rubber in smoked sheets, rss grade 1	100	20.100	475	28.075
4001212000	Natural rubber in smoked sheets, rss grade 2	0	153	0	3.151
4001219000	Natural rubber in oth forms	5.039	45.360	7.022	61.295
4001221000	Tsnr, standard indonesian rubber SIR 3 cv	0	111.800	0	145.792
4001222000	Tsnr, oth standard indonesian rubber	0	232.848	0	699.458
4001229000	Oth technically specified natural rubber (TSNR)	46.011	110.767	128.755	318.286
4001291000	Air-dried sheet, oth natural rubber in other form	0	2.312	0	4.223
4001293000	Sole crepe	0	96	0	863
4001299000	Oth natural rubber in oth forms	22.304	35.104	155.877	190.565
4001301900	Jelutong in oth forms	8.698	16.302	32.906	59.144
4001309900	Oth balata, gutta-percha, guayule, chicles similar, in other form	0	198.494	0	363.479
4002110000	Styrene-butadiene rubber (SBR), in latex form	689.014	3.407.361	896.308	4.503.398
4002190000	Carboxylated styrene-butadiene rubber (SBR) in other form	5.932.208	25.660.736	7.438.642	38.743.979
4002200000	Butadiene rubber (BR)	3.990.270	16.342.224	5.550.283	27.677.196
4002310000	Isobutene-isoprene (butyl) rubber (IIR)	954.631	2.348.746	2.731.112	7.326.951
4002390000	Halo isobutane-isoprene rubber (CIIR of BIIR)	747.403	1.528.295	2.220.890	4.915.478
4002410000	Chloroprene (chlorobutadiene) rubber in latex form	29.790	520.038	109.737	1.045.446
4002490000	Chloroprene (chlorobutadiene) rubber in other form	318.634	1.175.797	1.057.461	4.380.852
4002510000	Acrylonitrile-butadiene rubber (NBR), in latex form	331.826	1.307.760	279.718	1.272.480
4002590000	Acrylonitrile-butadiene rubber (NBR), in other form	296.235	1.334.574	570.373	2.409.247
4002601000	Isoprene rubber (IR) in primary forms	0	57.120	0	165.816
4002609000	Isoprene rubber (IR) in other forms	61.308	377.036	100.371	771.843
4002700000	Ethylene-propylene-non-conjugated diene rubber (EPDM)	500.231	1.210.009	1.321.355	3.618.039
4002801000	Mixture of natural rubber latex with synthetic rubber latex	0	15.406	0	38.501
4002809000	Oth mixture of natural rubber latex with synthetic rubber latex	14.495	99.178	135.495	373.163
4002911000	Oth synthetic rubber latex & factice derived from oils of poly graft natural	236.326	826.135	283.758	995.832
4002919000	Oil synthetic rubber & factice derived from oils of other latex	3.601	218.477	8.354	199.139
4002991000	Oth synthetic rubber & factice derived from oils in other form	108.000	381.802	224.640	1.062.947
4002999000	Oth synthetic rubber latex & factice derived from oils	75.091	262.972	198.514	859.101
4003000000	Reclaimed rubber in primary forms in plates, sheets or strips	1.292.121	4.753.728	494.223	1.815.841
4004000000	Waste, paring & scrap of rubber (oth hard rubbers)	483.296	1.508.095	367.674	1.102.084
4005100000	Compounded rubber with carbon black silica, unvulcanised	156.123	646.991	659.222	2.994.804
4005200000	Compounded rubber with solutions, oth subheading 4005.10	10.177	280.178	25.836	291.419
4005910000	Compounded rubber, unvulcanised, in plates, sheets, & strip	455.503	1.643.721	547.519	1.811.755
4005990000	Compounded rubber, unvulcanised, in oth form	264.848	1.767.086	238.254	1.722.308
4006100000	"camel-back" strips for retreading rubber tyres, unvulcanised	141.083	473.467	141.092	446.280
4006900000	Oth forms & articles of unvulcanised rubbers	562.818	1.817.318	1.057.304	3.428.501
4007000000	Vulcanised rubber thread & cord.	34.928	652.676	189.947	1.975.881
4008110000	Plates, sheets, & strip of cellular rubber	143.873	576.215	434.163	1.745.793
4008190000	Oth forms of cellular rubber	50.619	714.724	124.402	802.859
4008210000	Plates, sheets & strip of non-cellular rubber	33.427	299.392	241.806	1.566.223
4008290000	Oth forms of non-cellular rubber	134.725	277.903	167.564	672.946
4009110000	Tube, pipe & hose, not reinforced/other material without fitting	686.925	1.800.387	2.619.692	9.102.771

I.3. IMPOR MENURUT KOMODITI / IMPORT BY HS COMMODITY
***** MEI / MAY 2009 *****

H S	Uraian Komoditi Commodity Description	Berat Bersih / Net Weight (Kg)		Nilai / Value C.I.F (US\$)	
		Bulan ini	Kumulatif	Bulan ini	Kumulatif
		Current Month	Cum.Jan. to date	Current Month	Cum.Jan. to date
4009120000	Tube,pipe & hose, not reinforced/othermaterial with fitting	14.588	187.078	133.930	1.049.294
4009211000	Mining slurry suction & discharge hose,without fitting	2.244	3.949	29.035	77.440
4009219000	Oth tube,pipe & hose,reinforced withoth materials without fittings	92.765	431.636	1.129.848	4.175.965
4009221000	Mining slurry suction & discharge hose,with fittings	447	8.640	547	109.415
4009229000	Oth tube,pipe & hose,reinforced withoth materials with fitting	84.870	711.873	430.816	6.891.014
4009311000	Mining slurry suction & discharge hose,reinforced w textile, without fitting	116	427	3.008	4.360
4009319000	Oth tube,pipe & hose,reinforced withtextile, without fitting	254.214	489.810	359.484	1.547.909
4009321000	Mining slurry suction & discharge hose,reinforced w textile, with fitting	1.129	1.929	25.666	31.670
4009329000	Oth tube,pipe & hose,reinforced withtextile, with fitting	4.051	22.220	66.147	511.237
4009411000	Mining slurry suction & discharge hose,reinforced w oth materials, without fit	0	2.699	0	8.065
4009419000	Oth tube,pipe & hose,reinforced withoth material, without fitting	91.421	314.240	630.186	2.476.560
4009421000	Mining slurry suction & discharge hose,reinforced w oth materials, with fitting	394	12.827	11.407	69.184
4009429000	Oth tube,pipe & hose,reinforced withoth material, with fitting	239.981	1.068.531	3.279.998	12.302.485
4010111000	Conveyor belts/belting,reinforced withmetal, width > 20cm	54.715	128.492	327.224	805.399
4010119000	Conveyor belts/belting,reinforced withmetal, width <= 20cm	44.109	284.100	407.477	2.123.519
4010121000	Conveyor belts/belting,reinforced withtextile, width > 20cm	11.666	167.944	19.092	412.456
4010129000	Conveyor belts/belting,reinforced withtextile, width <= 20cm	137.511	692.251	596.925	2.552.002
4010191000	Oth conveyor belts/belting, reinforcedwith oth; width > 20cm	72.235	140.738	110.149	606.796
4010199000	Oth conveyor belts/belting, reinforcedwith oth; width <= 20cm	225.154	1.352.623	568.139	4.617.935
4010310000	V-belts,V-ribbed,60cm<outside circum ference<=120cm	28.585	118.935	197.687	1.330.099
4010320000	V-belts,oth than V-ribbed,60cm<outside circum ference<=120cm	7.942	28.693	113.405	447.594
4010330000	V-belts,V-ribbed,120cm<outside circum ference<=240cm	2.582	14.393	108.224	480.173
4010340000	V-belts,oth than V-ribbed,120cm<outside circum ference<=240cm	289	773	4.034	28.949
4010350000	Endless synchronous belt,60cm<outside circum ference<=150cm	112	1.130	4.241	37.273
4010360000	Endless synchronous belt,150cm<outside circum ference<=198cm	25	25	32	32
4010390000	Oth transmission belts/belting	107.005	483.147	759.037	5.423.398
4011100000	New pneumatic tyres,of rubber of a kindused on motor cars	224.971	1.184.728	653.344	3.742.001
4011201000	New pneumatic tyre,of rubber used onbuses/lorries, width<450mm	1.321.197	4.572.347	2.287.210	8.350.696
4011209000	New pneumatic tyre,of rubber used onbuses/lorries, width>=450mm	442.281	2.294.356	1.540.539	10.440.160
4011300000	New pneumatic tyres,of rubber of akind used on aircraft	22.849	97.786	280.698	1.049.632
4011400000	New pneumatic tyres,of rubber of akind used on motorcycles	110.814	373.985	265.029	783.884
4011500000	New pneumatic tyres,of rubber of akind used on bicycles	88.041	445.701	108.390	571.455
4011610000	New pneumatic tyres,of rubber used onagricultural/forestry vehicles & machine	9.903	123.090	25.434	330.104
4011620000	New pneumatic tyres,of rubber, rimsiz<61 cm,used on const/ind.vehicles mach.	56.380	77.924	232.235	326.826
4011630000	New pneumatic tyre,of rubber,rimsiz>=61cm, used on const/ind.vehicles mach	31.446	87.708	190.238	647.456
4011690000	New pneumatic tyre,of rubber,used for oth purpose	598.806	3.275.050	3.826.099	19.596.355
4011920000	Oth new pneumatic tyre,of rubber,usedon agricul./forestry vehicles mach.	62.922	309.699	150.747	802.140
4011930000	Oth new pneumatic tyre,of rubber,rimsiz<61 cm,used on const/ind.vehicles mach	121.052	910.137	140.670	1.503.430
4011941000	Oth new pneumatic tyre,of rubber,rimsiz>=61cm, used on earth mov.mach.	61.659	161.492	258.811	598.081
4011949000	Oth new pneumatic tyre,of rubber,rimsiz>=61cm, used for oth. purposer	330.628	2.369.414	2.416.689	16.425.014
4011991000	Oth new pneumatic tyre,of rubber,used on vehicles of chap.87	1.321.590	6.347.016	9.610.531	48.862.200
4011992000	Oth new pneumatic tyre,of rubber,used on earth moving mach.	92.125	351.955	587.567	2.231.269
4011993000	Oth new pneumatic tyre,of rubber,used for oth, width>450mm	8.100	9.329	25.123	33.378
4011999000	Oth new pneumatic tyre,of rubber,used for oth, width<450mm	365.730	2.329.129	2.148.818	15.344.435
4012110000	Retreaded tyres,used on motor cars	0	1.970	0	8.684
4012129000	Retreaded tyres,used on buses/lorries,width>=450mm	57	7.153	1.407	11.381
4012130000	Retreaded tyres,used on aircraft	3.807	28.639	7.931	113.419
4012192000	Retreaded tyres,used on bicycles	7	28	90	143
4012199000	Retreaded tyres,used for oth purposed	0	580	0	5.572
4012203000	Used pneumatic tyres,used on aircraft,	0	10.759	0	387.000
4012901100	Solid tyres, of ext dia < 100 mmfor vehicles of chapter 87	259	2.093	891	9.885
4012901200	Solid tyres, 100 mm< ext dia < 100 mmfor vehicles of chapter 87	54	1.849	1.115	13.023
4012901300	Solid tyres,external diameter >250 mm,width<450mm, used of chap.87.09	0	9	0	71
4012901400	Oth solid tyres,external diameter > 250width<450mm, used of chap.87.	4	1.180	49	9.880
4012901500	Oth solid tyres,external diameter >250,width>450mm, used of chap.87.09.	32	442	111	1.614
4012901600	Oth solid tyres,external diameter>250mm,of a width > 450 mm	0	1.255	0	6.861
4012901900	Other solid tyres	447	25.779	1.040	111.566
4012902900	Oth cushion tyres	185	1.001	724	1.849
4012907000	Replaceable tyre treads, width<450mm	0	24.434	0	29.669
4012908000	Tyre flaps	1.850	7.529	8.610	35.747
4012909000	Oth retreaded/used pneumatic,solid/cushion tyres, of rubber	28.966	253.307	39.895	1.036.850
4013101100	Inner tubes,of rubber,used on motor carwidth tyres<450mm	86.604	234.570	98.881	384.597
4013101900	Inner tubes,of rubber,used on motor carwidth tyres>450mm	0	51.098	0	40.215
4013102100	Inner tubes,of rubber,used on bus/lorriwidth tyres<450mm	6.959	81.073	40.848	107.251
4013102900	Inner tubes,of rubber,used on bus/lorriwidth tyres>450mm	33.630	159.751	31.858	279.187
4013200000	Inner tubes,of rubber,used on bicycles	81.118	147.981	79.795	202.242
4013901100	Inner tube,of rubber,use on earth movingwidth tyres<450mm	2.751	11.036	10.762	50.277
4013901900	Inner tube,of rubber,use on earth movingwidth tyres>450mm	394	44.643	2.078	27.626
4013902000	Inner tube,of rubber,used on motorcycleor motor scooters	468.730	1.548.845	291.919	1.527.714
4013903100	Inner tube,of rubber,used on oth vehicleof chap.87, width tyres<450mm	0	84	0	408
4013903900	Inner tube,of rubber,used on oth vehicleof chap.87, width tyres>450mm	5.426	32.671	4.170	24.112
4013909100	Oth inner tube,of rubber,suitable forfitting to tyres of width<450mm	4.511	18.834	19.880	80.416
4013909900	Oth inner tube,of rubber,suitable forfitting to tyres of width>450mm	98.567	341.480	54.674	449.407
4014100000	Sheath contraceptives	56.501	247.041	636.317	2.589.963

I.3. IMPOR MENURUT KOMODITI / IMPORT BY HS COMMODITY

*** MEI / MAY 2009 ***

HS	Uraian Komoditi Commodity Description	Berat Bersih / Net Weight (Kg)		Nilai / Value C.I.F (US\$)	
		Bulan ini Current Month	Kumulatif Cum.Jan. to date	Bulan ini Current Month	Kumulatif Cum.Jan. to date
4014901000	Teats for feeding bottles & similar kind	141	32.281	3.519	315.228
4014904000	Stoppers for pharmaceutical use	26.680	100.852	364.255	1.919.600
4014909000	Oth hygienic/pharmaceutical articles,ofvulcanised rubber	24.307	85.949	157.635	720.278
4015110000	Gloves, mittens & mitts, surgical	140.280	463.432	704.002	2.483.185
4015190000	Gloves, mittens & mitts, for otherpurposed	41.350	296.625	196.229	1.657.158
4015900000	Oth article of apparel, clothing accessfor all purposed	18.875	127.134	127.383	788.557
4016100000	Oth articles of vulcanised rubber otherof cellular rubber	27.703	76.330	81.741	420.245
4016911000	Mats	67.256	183.434	163.054	363.058
4016919000	Floor coverings	36.738	191.627	71.268	417.971
4016921000	Eraser tips	38.985	208.552	53.973	826.580
4016929000	Other erasers	28.597	201.229	172.351	833.887
4016931000	Gaskets, coverings & oth, packing forelectrolytic capacitor	20.101	94.688	319.816	1.106.784
4016939000	Oth gaskets, washers & oth seals	413.583	1.878.477	4.802.140	21.770.684
4016940000	Boat/dock fenders,whether/not inflatable	62.049	343.933	218.683	1.486.105
4016950000	Oth articles of vulcanised rubber,	30.947	47.072	193.237	293.869
4016991100	Oth article of vulcanised rubber,for vhc of heading 87.02-87.05&87.11	198.786	1.120.194	2.366.052	11.272.534
4016991200	Oth article of vulcanised rubber,forvehicles 87.09,87.13,87.15&87.16	4.219	13.260	52.651	136.093
4016991700	Oth article of vulcanised rubber,forfor bicycles of heading 87.12	490	6.093	215	13.704
4016991900	Oth parts & access for vehicles ofrubber	6.984	57.465	70.471	320.900
4016992000	Parts & access of rotochutes ofheading 88.04	878	14.849	30.348	168.227
4016993000	Rubber bands	62.153	246.725	270.994	1.400.254
4016995100	Rubber rollers	106.494	361.393	402.046	1.102.808
4016995900	Oth article of a kind used in machinery/mechanical/electrical appliances, & oth	41.376	266.093	673.414	3.001.227
4016996000	Rail pad, of rubber	93	689	4.004	23.156
4016997000	Structural bearings including bridgebridge bearings, oth than rail pad	4.461	30.547	33.562	301.614
4016998000	Rubber grommets & rubber cover forautomotive wiring harness	20.461	165.680	273.207	2.216.868
4016999000	Oth articles of vulcanised rubber forth purposed	168.321	1.209.882	1.167.140	7.351.386
4017000000	Hard rubber in all form,include waste &scrap, articles of hard rubber	50.934	162.755	184.619	810.130
4101200000	Whole hide & skin,weight/skin<8kg(simplifydried), 10kg(dry-salt), 16kg(fresh)	296.383	1.236.627	124.200	568.015
4101500000	Whole hide & skin,of a weight >16 kg	94.331	675.220	67.139	415.538
4101900000	Oth raw hides & skin of bovine/equineanimals	208.295	1.609.568	71.781	565.460
4102100000	Raw skins of sheep/lambs with wool on	56.024	294.567	47.603	241.772
4102210000	Raw skins of sheep/lambs without wool on, pickled	101.672	250.626	214.380	1.026.953
4102290000	Oth raw skins of sheep/lambs withoutwool on, not pickled	225.957	474.273	132.464	287.502
4103200000	Raw hide & skin of reptiles	0	681	0	19.699
4103900000	Raw hide & skin of oth animal	373.940	957.661	203.799	507.188
4104110010	Bovine leather,vegetable pre-tannedfull grains, wet state	120.619	633.898	1.413.732	2.788.134
4104110090	Oth tanned/crust hide & skin of bovine,wet state, full grains	664.626	3.245.265	900.192	4.351.948
4104190000	Oth tanned/crust hide & skin of bovine,wet state, not full grains	282.927	1.434.000	707.425	2.884.699
4104410000	Crust vegetable (semi-tanned) hide &skins, full grains	169.271	1.244.028	2.409.382	17.773.672
4104490000	Oth crust vegetable (semi-tanned) hide& skin, full grains	157.114	845.386	1.406.319	9.236.063
4105100000	Tanned/crust skins of sheep/lamb,without wool on, in the wet state	102.341	312.884	627.840	2.430.596
4105300000	Tanned/crust skins of sheep/lamb,without wool on, in dry state	3.230	14.308	202.902	827.097
4106210000	Tanned/crust hide & skin of goat/kid,in the wet state	58	792	863	7.613
4106310000	Tanned/crust hide & skin of swinein the wet state	0	10	0	145
4106320000	Tanned/crust hide & skin of swinein the dry state	73	6.428	2.181	138.974
4106401000	Tanned/crust hide & skin of reptiles,	0	1	0	4
4106920000	Oth tanned/crust hide & skin of oth,animals in the dry state	5.611	30.480	537.586	3.035.228
4107110000	Whole hides&skins,full grains,unsplitsof bovine/equine animals	23.357	195.958	444.966	3.720.885
4107120000	Whole hides & skins,grains splits,ofbovine/equine animals	11.682	229.124	248.733	3.709.547
4107190000	Oth whole hides & skins,of bovine/equine animals, in oth form	146.749	859.300	2.794.102	15.584.749
4107910000	Oth whole hide & skin,including side,ofbovine/equine animals, full grains	7.790	99.519	192.039	2.035.413
4107920000	Oth whole hide & skin,including side,ofbovine/equine animals, grain splits	13.005	259.087	220.093	4.063.461
4107990000	Oth whole hide & skin,including side,ofbovine/equine animals, in oth forms	175.312	709.457	2.272.935	6.665.783
4112000000	Leather further prepared after tanning,oth than leather of heading 41.14	20.019	129.810	754.626	2.631.216
4113100000	Leather further prepared after tanning,of goats or kids	12.210	86.901	421.237	3.097.581
4113200000	Leather further prepared after tanning,of swine	29.645	130.218	418.528	1.708.188
4113300000	Leather further prepared after tanning,of reptiles	51	200	28.194	89.013
4113900000	Leather further prepared after tanning,of oth animals	4.451	26.269	125.377	591.550
4114100000	Chamois (including combinationchamoss leather	22.146	129.806	117.310	797.561
4114200000	Patent leather & patent laminatedleather, metalised leather	74.341	469.994	1.100.512	6.422.716
4115100000	Composition leather with basis ofleather in slabs, sheets/strip	21.255	72.956	101.676	1.003.880
4115200000	Paring&oth waste/of composition leather,not suitable for manuf. of leather artic	9.102	9.233	9.683	11.902
4201000000	Saddlery & harness for any animalof any materials	2.783	22.170	24.204	116.458
4202111000	School satchel,with outer surface ofleather, compositions/patent leather	39.010	111.578	157.473	290.950
4202119000	Trunk,suit,vanity,executive,brief-caseswith outer surface of leather	12.167	69.696	51.094	1.444.372
4202121000	School satchel,with outer surface ofplastics/textile materials	84.229	118.632	161.019	223.563
4202129000	Trunk,suit,vanity,executive,brief-casesw out surface of plastics/textile mat.	485.174	1.791.897	1.394.271	5.458.053
4202191000	School satchel,trunk,suit,vanity,brief,of wood, iron, steel or zinc	44.880	47.009	25.369	35.912
4202199000	School satchel,trunk,suit,vanity,brief,ot oth materials	104.659	410.334	496.712	1.478.701
4202210000	Hand bag with outer surface of leatheror of patent leather	118.031	256.810	836.087	2.413.180
4202220000	Hand bag with outer surface of plasticsheeting or of textile materials	161.387	664.086	1.268.146	4.985.320
4202290000	Hand bag with other outer surface	292.430	856.074	785.089	2.901.399
4202310000	Artcl in pocket/hand bag with outersurface of leather or of patent leather	18.742	112.947	164.266	905.931

I.3. IMPOR MENURUT KOMODITI / IMPORT BY HS COMMODITY
***** MEI / MAY 2009 *****

HS	Uraian Komoditi Commodity Description	Berat Bersih / Net Weight (Kg)		Nilai / Value C.I.F (US\$)	
		Bulan ini Current Month	Kumulatif Cum.Jan. to date	Bulan ini Current Month	Kumulatif Cum.Jan. to date
4202320000	Artcl in pocket/hand bag with outersurface of plastics or of textile	36.835	103.438	216.771	927.927
4202390000	Article of kind normally carried pocketor in handbag with outer srfc of other	29.367	129.313	76.306	538.284
4202911000	Sport bags,with outer surface of leathercomposition leather/of patent leather	1.937	3.945	4.451	35.875
4202919000	Oth artcls with outer surface of leatheror of patent leather	13.173	35.870	93.548	523.943
4202921000	Bowling bags with outer surface ofplastic or of textile materials	1.411	4.966	19.795	76.305
4202929000	Other articles with outer surface ofplastic or of textile materials	17.665	115.625	213.689	1.131.280
4202991000	Bags, with outer surface of copper	66	152	609	942
4202999000	Oth than trunk, suit-cases,handbags,& similar containers	80.639	281.361	259.672	830.219
4203100000	Articles of apparelof leather or of composition leather.	1.746	11.040	32.115	288.003
4203210000	Gloves,mittens & mitts speciallydesigned for use in sports of leather	610	9.418	23.956	85.612
4203291000	Protective work gloves of leather orof composition leather	36.124	69.465	65.428	347.187
4203299000	Oth gloves, mittens & mitts of leatheror of composition leather	2.921	15.538	25.000	77.611
4203300000	Belts & bandoliers of leatheror of composition leather	59.398	254.749	246.300	1.162.638
4203400000	Oth clothing access of leatheror of composition leather	1.589	20.836	14.954	268.342
4205001000	Oth articles of leather or ofcomposition leather, boot laces ; mats	852	28.644	31.736	391.164
4205002000	Oth articles of leather,industrial safety belt & harnesses	6.963	36.127	29.026	116.958
4205003000	Leather strings or cords for jewelry orfor personal adornment	0	18.727	0	62.734
4205004000	Oth articles of leather/of compositionleather of a kind used in machinery	21	13.250	5.400	452.456
4205009000	Oth articles of leather oth thanboot laces,safety belt & leather string	12.227	43.694	102.179	256.787
4206000000	Articles of gut of goldbeaters skinof bladders or of tendons	0	108	0	1.144
4301100000	Raw furskins of mink, whole, with orwithout head, tail or paws	8.552	25.573	11.785	38.169
4301300000	Raw furskins of lamb, the followingastrakhan,broadtail, caracul, persian	9	74	109	1.046
4301800000	Oth furskins, whole, with orwithout head, tail or paws	0	15	0	500
4302190000	Tanned or dressed furskins, oth thanof mink & of lamb	1.317	1.558	36.145	43.512
4302300000	Tanned or dressed furskins, whole skins& pieces or cuttings thereof assembled	0	1	0	15
4303100000	Articles of apparel, clothing accessof furskin	1.095	7.355	11.219	95.749
4303902000	Article for industrial purposes,oth than of furskin	371	371	1.330	1.330
4304002000	Article for indust purposesof artificial fur	250	796	3.603	23.188
4304009100	Sport bags of artificial fur	6.830	6.830	19.425	19.425
4304009900	Artificial fur&articles thereof otharticle find purposes&sport bags	23	1.143	437	6.812
4401100000	Fuel wood,in logs,in billets,in twigsfaggots or in similar forms	261.580	391.653	66.915	149.897
4401210000	Coniferous, wood in chips or particles	0	9.021	0	6.826
4401220000	Non-coniferous	0	2.614	0	2.210
4401300000	Sawdust & wood waste & scrap,whetheror not agglomerat in logs,briquet,pellet	128.450	676.740	47.313	252.627
4402900000	Wood charcoal(including shell or nutcharcoal), of oth than bamboo	14.000	43.538	12.600	60.152
4403101000	Baulks, wood in the rough,treated withpaint,stains,creosote/oth preservatives	24.773	124.809	22.250	140.646
4403109000	Oth baulk,sawlog,pit-props,poles,pilestreated with paint	744.835	4.252.795	273.990	1.874.194
4403209010	Coniferous,oil damar, pulpwood	0	1.505	0	10.110
4403209090	Oth wood in the rough	209.297	279.312	27.206	64.601
4403411000	Baulks of dark red meranti, lightred meranti & meranti bakau	0	102.049	0	56.654
4403419090	Oth pulp,baulk,of dark red merantilight red meranti & meranti bakau	144.819	585.315	5.060	31.750
4403491000	Oth baulks of dark red meranti lightred meranti & meranti bakau	0	6.665	0	9.863
4403499010	Pulpwood of oth tropical wood	7.540	37.784	21.112	99.442
4403911000	Baulks, sawlogs and veneer logs of oak	120.303	848.764	45.773	348.468
4403919090	Oth pulp,baulk,sawlog,pit props,polesof oak	859.446	4.613.696	316.900	1.654.336
4403921000	Baulks, sawlogs and veneer logs of beech	23.000	108.209	6.021	27.028
4403929090	Oth pulp,baulk,sawlog,pit props,pole ofbeech,oth thn pulpwood	128.000	192.750	55.894	94.048
4403991000	Baulks, oth meranti,beech,oak,tropical wood,ramin,keruing,kapur	19.414	19.620	19.455	62.065
4403999090	Oth pulp,baulk,sawlog,pit props,poles ofmeranti,tropic wood,ramin,keruing,kapur	92.009	1.590.936	11.101	220.475
4404200000	Hoopwood, split poles;piles, picket& the like of non coniferous	19.565	90.015	3.124	17.293
4405000000	Wood wool, wood flour.	170.106	422.244	85.557	319.119
4406100000	Railway or tramway sleepers(cross-ties)of wood not impregnated	1	1	20	20
4406900000	Railway or tramway sleepers(cross-ties)of wood impregnated	27	41.277	392	20.615
4407100010	Coniferous,planed of a thickness > 6mm	1.005.391	4.471.016	435.315	2.580.719
4407100020	Coniferous,sanded or end jointedthickness>6mm	0	86.738	0	146.102
4407100090	Coniferous,oth sanded or end jointed& planed, thickness>6mm	5.081.889	22.825.887	2.387.107	13.228.448
4407210010	Mahogany, planed, thickness>6mm	0	4.333	0	13.500
4407210020	Mahogany,sanded or end jointedthickness>6mm	0	22.640	0	34.633
4407210090	Mahogany,oth planed, sandedend jointed,thickness>6mm	71.694	105.084	26.827	102.023
4407220090	Virola,imbuia&balsa,oth planed, sandedor end jointed,thickness>6mm	0	335	0	296
4407251010	Dark meranti/light red meranti,planedthickness>6mm	0	915.187	0	948.477
4407251090	Dark meranti/light red meranti, othplaned,sanded thickness>6mm	774.595	7.300.611	450.071	3.774.224
4407260090	White lauan,meranti,seraya,yellowmeranti,alan,oth planed&sanded,thick>6mm	0	14.777	0	10.656
4407280090	Iroko other planed, sanded orend jointed,thickness>6mm	16.848	104.665	19.773	121.270
4407291110	Wood, planed of jelutongthickness>6mm	0	22.178	0	16.473
4407293110	Kempas wood,planedthickness>6mm	0	966	0	2.300
4407293900	Kempas oth planed&sanded orend jointed, thickness>6mm	37.561	136.808	33.382	153.515
4407295900	Ramin wood, oth planed&sanded orend jointed,thickness>6mm	0	1	0	3.864
4407296120	Teak wood sanded or end-jointed,thickness>6mm	0	17.849	0	32.208
4407296900	Teak wood,oth planed&sanded orend jointed, thickness>6mm	208.641	433.801	324.025	640.356
4407297010	Balau wood, planedthickness>6mm	0	302	0	562
4407297090	Balau wood,oth planed&sanded orend jointed, thickness>6mm	65.251	144.226	156.926	277.021
4407298090	Mengkulang wood,oth planed&sandedor end jointed, thickness>6mm	0	5.858	0	4.556
4407299900	Oth tropical wood, oth sanded or endjointed&planed,thickness>6mm	116.601	1.788.571	52.344	1.828.674

I.3. IMPOR MENURUT KOMODITI / IMPORT BY HS COMMODITY
***** MEI / MAY 2009 *****

HS	Uraian Komoditi Commodity Description	Berat Bersih / Net Weight (Kg)		Nilai / Value C.I.F (US\$)	
		Bulan ini	Kumulatif	Bulan ini	Kumulatif
		Current Month	Cum.Jan. to date	Current Month	Cum.Jan. to date
4407910010	Oth of oak wood, planedthickness>6mm	0	264.264	0	168.244
4407910020	Oth of oak wood, sanded or endjointed, thickness>6mm	39.276	61.872	83.213	104.348
4407910090	Oth of oak wood,oth planed&sandedor end jointed, thickness>6mm	862.359	6.323.799	522.071	4.531.578
4407920010	Oth of beech wood,planedthickness>6mm	0	29.591	0	9.271
4407920020	Oth of beech wood, sanded or endjointed, thickness>6mm	0	57.695	0	57.682
4407920090	Oth of beech wood,oth planed&sandedor end jointed, thickness>6mm	628.606	1.267.968	281.684	678.933
4407930010	Oth of maple wood,planedthickness>6mm	6.044	93.570	12.014	218.366
4407930020	Oth of maple wood, sanded or endjointed, thickness>6mm	174.798	225.977	122.529	254.048
4407930090	Oth of maple wood,oth planed&sandedor end jointed, thickness>6mm	302.442	1.224.297	254.506	1.255.567
4407940090	Oth of cherry wood,oth planed&sandedor end jointed, thickness>6mm	81.494	162.735	46.017	91.893
4407950020	Oth of ash wood, sanded or endjointed, thickness>6mm	0	6.295	0	8.617
4407950090	Oth of ash wood,oth planed&sandedor end jointed, thickness>6mm	20.101	189.187	59.044	412.061
4407990010	Oth wood sawn or chipped lengthwise,sliced or peeled, planed thikness>6mm	698.071	2.487.054	320.712	1.020.652
4407990020	Oth wood sawn or chipped lengthwise,sanded or end jointed thickness>6mm	44.450	133.350	47.316	143.796
4407990090	Oth wood sawn or chipped lengthwise,planed or sanded thikness>6mm	1.280.285	10.594.321	750.636	7.467.046
4408101000	Cedar wood slats prepared for pencilmanufact;radiata pinewood for blockboard	97.759	257.115	46.128	585.702
4408103000	Face veneer sheets, coniferous	376.141	1.191.718	272.372	821.561
4408109000	Coniferous,oth cedar wood slats,faceveneer sheets	58.426	631.104	72.841	654.845
4408310000	Dark red meranti, light red meranti andmeranti bakau of the tropical wood	117.494	397.423	56.250	240.331
4408391000	Jelutong wood slats prepared forpencil manufact	14	138	2.797	3.559
4408399000	Oth jelutong wood and oth woodprepared for pencil manufact	373.467	1.259.003	561.157	2.047.499
4408900000	Oth sheets for veneering and of thertropical wood of thickness < 6 mm	524.923	2.021.776	835.904	3.275.310
4409100000	Coniferous wood cotin shaped	9.004	237.298	37.725	242.594
4409210000	Non coniferous wood cotin shapedof bamboo	7.097	52.318	5.430	42.550
4409290000	Oth non coniferous oth teak stripsfriezes for parquet flooring	69.964	317.536	168.546	478.220
4410110000	Particle board & similar board of wood	10.468.843	41.000.977	2.120.114	8.829.193
4410120000	Oriented strand & waferboard of wood	49.504	189.714	23.623	80.143
4410190000	Oth particle board,oriented strand board(osb) of wood	123.021	4.265.581	28.444	1.775.200
4410900000	Particle board & similar board ofother ligneous materias	62.453	1.622.108	45.398	616.381
4411120000	Medium density fibreboard (mdf)of a thickness < 5mm	2.737.042	9.796.858	980.587	3.984.031
4411130000	Medium density fibreboard (mdf)of a thickness > 5mm and < 9 mm	760.940	1.876.556	323.814	927.485
4411140000	Medium density fibreboard (mdf)of a thickness > 9 mm	3.251.274	9.794.185	1.112.025	3.520.833
4411920000	Oth fibreboard of a density >0.8g/cm3	512.981	3.206.315	261.672	1.547.700
4411930000	Oth fibreboard of 0,5g/cm<density<0,8g/cm3	868.177	3.359.318	261.719	1.408.684
4411940000	Oth fibreboard of a density <0.5g/cm3	116.892	821.196	36.945	313.473
4412100000	Plywood,veneered panel&similar laminated of bamboo	38.145	199.155	54.839	290.300
4412310000	Oth plywood,each thick.<6mm with atleast one outer ply of tropical wood	567.028	1.018.872	280.852	672.077
4412320000	Oth plywood,each thick.<6mm with atleast one outer ply of non coniferous	0	14.091	0	113.440
4412390000	Oth plywood consisting solely of sheetsof wood of each thick < 6 mm	1.395.769	3.841.251	788.540	2.266.881
4412940000	Oth plywood of blockboard,laminboardand battenboard	2.493	80.107	14.087	89.379
4412990000	Veneered panels&similar w/at least oneother wood	946.210	4.084.262	501.710	2.342.085
4413000000	Densified wood, in blocks,plates,strips of profile shapes.	29.971	93.730	125.853	347.938
4414000000	Wooden frames for paintings, photo-graphs mirrors or similar objects.	27.065	102.887	42.232	192.426
4415100000	Cases, boxes, crates, drums & similarpackings; cable-drums	90.331	733.803	48.089	369.781
4415200000	Pallets,box pallets& other load boards;pallet collars	63.871	473.126	91.936	746.489
4416009000	Casks,barrels,vats,tubs&other coopersproducts & parts thereof, of wood	2.840	3.968	2.139	12.383
4417000000	Tools,tool bodies,tool handles,broom orbrush bodies & handles, of wood	90.337	451.975	234.835	1.022.067
4418100000	Windows,french-windows&their framesof wood	0	2.759	0	7.006
4418200000	Doors & their frames & thresholdsof wood	6.734	81.499	82.418	230.414
4418400000	Shuttering for concrete construal workof wood	0	387	0	864
4418500000	Shingles & shakes of wood	0	4.126	0	9.266
4418600000	Posts and beams of wood	0	5.152	0	11.073
4418710000	Assembled flooring panels for mosaicfloors of wood	0	104	0	687
4418720000	Assembled flooring panel for multilayerof wood	40.045	40.045	38.656	38.656
4418790000	Oth assembled flooring panels of wood	141.507	657.122	114.211	527.914
4418901000	Cellular wood panelscellular wood panels	0	7	0	1.809
4418909000	Other builders joinery & carpentryof wood	285.830	1.584.961	249.704	1.461.632
4419000000	Tableware and kitchenware, of wood.	18.599	44.153	6.490	70.097
4420100000	Statuettes & oth ornaments, of wood	2.080	10.795	3.622	50.321
4420901000	Wooden articles of furniture not fallingin chapter 94	18.289	55.293	55.855	137.429
4420909000	Oth wood marquetry and inlaid,casketand similar articles of wood	69.015	133.980	491.356	950.995
4421100000	Clothes hangers of wood	25.627	174.311	126.903	759.757
4421901000	Spools, cops & bobbins, sewing threadreels and the like of wood	910	4.028	9.151	29.936
4421902000	Match splints	70	70	1.249	1.249
4421903000	Wooden pegs or pins for footwear	1.879	16.151	9.924	17.144
4421904000	Candy-sticks, ice-cream sticks & icecream spoons	42.000	201.104	26.632	145.333
4421907000	Fans & handscreens, frames & handlesof wood	10.340	38.068	7.529	36.895
4421908000	Toothpicks of wood	34.364	127.336	15.785	85.143
4421909100	Horse and bullock gear of wood	0	160	0	2.152
4421909200	Prayer beads of wood	272	2.169	10.459	20.550
4421909900	Other wooden articles	44.469	200.669	62.696	793.346
4501100000	Natural cork, raw or simply prepared	187	2.319	1.118	14.630
4501900000	Waste cork; crushed, granulated orground cork.	8	2.468	176	18.741
4502000000	Natural cork,debarked or roughly squaredor in rectangular (includ square)blocks	858	8.544	10.323	52.348

I.3. IMPOR MENURUT KOMODITI / IMPORT BY HS COMMODITY
***** MEI / MAY 2009 *****

HS	Uraian Komoditi Commodity Description	Berat Bersih / Net Weight (Kg)		Nilai / Value C.I.F (US\$)	
		Bulan ini Current Month	Kumulatif Cum.Jan. to date	Bulan ini Current Month	Kumulatif Cum.Jan. to date
450310000	Corks and stoppers	7.864	10.306	25.790	46.514
450390000	Other articles of natural cork.	5.617	22.271	4.551	37.279
450410000	Blocks, plates, sheets & strip; tiles of any shape; of agglomerated cork	2.272	9.848	5.700	53.047
450490000	Other articles of agglomerated cork	12.993	91.330	41.074	240.120
460121000	Mats, matting and screens of vegetable materials of bamboo	7.214	43.356	8.849	46.551
460122000	Mats, matting and screens of vegetable materials of rattan	0	343	0	8.331
460129000	Oth mats, matting & screens of vegetable material	16.788	27.348	32.455	69.465
460192100	Plaits and similar products of plaiting material of bamboo	0	16.809	0	29.838
460192900	Other products of bamboo	3.366	5.382	1.428	3.836
460194100	Plaits and similar products of plaiting material of vegetable materials	0	125	0	2.010
460194900	Other products of vegetable material	0	170	0	13.587
460199100	Mats and matting of other material	538	4.071	3.665	25.346
460199200	Plaits & similar products of plaiting of other material	0	7.104	0	41.371
460199900	Screens of other material	765	28.239	3.399	45.933
460211000	Basketwork, wickerwork & other articles, of vegetable material of bamboo	87.443	94.829	232.618	262.162
460212000	Basketwork, wickerwork & other articles, of vegetable material of rattan	0	46	0	147
460219000	Basketwork, wickerwork & other articles, of other vegetable material	49	11.486	788	25.692
460290000	Basketwork, wickerwork & other articles, of other materials	4.490	7.959	8.003	33.651
470100000	Mechanical wood pulp.	11.560.711	40.871.652	4.793.255	17.537.776
470200000	Chemical wood pulp, dissolving grades.	16.390.023	72.596.142	11.887.301	58.443.097
470311000	Chemical wood pulp, soda, oth than dissolving grades, unbleached, coniferous	3.061.798	6.923.318	1.553.289	4.125.786
470321000	Chemical wood pulp, soda, oth than dissolving grades, bleached, coniferous	31.673.115	150.615.550	15.341.185	76.819.567
470329000	Chemical wood pulp, soda, oth than dissolving grades, bleached, non coniferous	11.986.710	45.526.493	5.176.473	20.462.569
470411000	Chemical wood pulp, sulphite, oth than dissolving grades, unbleached, coniferous	974.437	4.847.524	371.564	1.930.703
470421000	Chemical wood pulp, sulphite, oth than dissolving grades, bleached, coniferous	2.019.024	5.449.960	1.356.538	3.879.664
470429000	Chemical wood pulp, sulphite, oth than dissolving grades, bleached, non coniferous	22.778	55.854	36.844	93.908
470500000	Wood pulp obtained by a combination of mechanical & chemical pulping processes	7.044.040	22.417.384	2.891.082	9.568.343
470610000	Cotton linters pulp	336.468	1.743.105	678.288	3.564.305
470620000	Pulps of fibres derived from recovered (waste & scrap) paper or paperboard	0	25	0	1.000
470630000	Pulps of fibres derived from recovered of oth than bamboo	1.301	4.056	28.043	50.034
470691000	Mechanical pulps of fibres derived from recovered paper or paperboard	214.330	947.043	111.043	552.284
470692000	Chemical pulps of fibres derived from recovered paper or paperboard	115.995	662.473	366.582	1.603.654
470710000	Unbleached kraft paper or paperboard for paper making purposes	101.818.214	504.599.326	12.538.679	54.204.212
470710090	Unbleached kraft paper or paperboard for oth purposes	60	64	1.120	1.200
470720000	Oth paper, bleached chemical pulp, not colored, for paper making purposes	51.423	1.952.262	8.397	530.402
470720090	Oth paper, bleached chemical pulp, not colored, for oth purposes	486	2.146	444	4.381
470730000	Paper made mainly of mechanical pulp for paper making purposes	55.519.780	302.647.043	8.032.222	40.321.830
470730090	Paper made mainly of mechanical pulp for oth purposes	629	629	356	356
470790000	Other paper, unsorted waste & scrap, for paper making purposes	22.037.321	99.448.588	2.154.203	8.293.280
470790090	Other paper, unsorted waste & scrap, for oth purposes	0	700	0	5.736
480100100	Newsprint, in rolls or sheets, weighing not more than 55 g/m ²	1.116	2.590	7.137	18.528
480100900	Newsprint, in rolls or sheets, weighing more than 55 g/m ²	123.187	508.884	67.214	401.711
480210000	Hand-made paper and paperboard	8.066	17.422	53.621	121.574
480220000	Paper and paperboard of a kind used as for photo sensitive, heat-sensitive	163.172	399.531	239.743	629.501
480240000	Wallpaper base	29.835	74.592	44.348	141.808
480254100	Paper, no fibres used in manufac gyps board computer cards, weight <40g/m ²	0	59.530	0	140.073
480254900	Aluminium base paper weighing <20g/m ² in rolls >15cm	864	30.287	3.145	68.770
480254900	Oth carbonising base paper weighing <20g/m ² in rolls >15cm	626.960	766.444	432.044	681.707
480255210	Fancy paper and paperboard, in rolls of width of = 15 cm	0	439	0	1.622
480255290	Fancy paper and paperboard, other than in roll of width of >15cm	0	3.104	0	10.000
480255900	Paper, no fibres, for other purpose weight <150 g/m, roll	331.128	1.164.618	353.876	1.761.966
480256210	Fancy paper and paperboard, in rectangular = <36cm oth side = 15cm	0	14	0	798
480256290	Oth fancy paper & paperboard	97	1.052	659	3.581
480256900	Paper, no fibres, for other purpose weight <150 g/m, sheet	7.022	29.000	21.667	77.615
480257000	Other paper & paperboard, weight >40g/m ² and = <150g/m ²	195	590.540	450	551.081
480258210	Fancy paper and paperboard, in roll width = <15cm/in rectang sheet <36cm & oth side	0	5	0	46
480258290	Fancy paper and paperboard, oth in roll width = <15cm/in rectang sheet <36cm	18.350	18.697	14.491	15.397
480258900	Oth paper, no fibres, for other purpose weight >150 g/m	938.819	3.631.815	515.336	2.050.324
480261900	Paper, fibres >10%, oth aluminium paper, banknotes, printing, writing, in rolls	573.218	1.804.828	465.530	1.635.850
480262100	Paper, fibres, aluminium paper base sheets with 435 < one side <297mm	0	368	0	1.515
480262900	Oth paper, fibres, for other purpose, in sheets with 435 < one side <297mm	55.891	71.604	94.182	131.031
480269000	Oth paper, fibres, for other not purpose, of fibres >10%, paper in roll	177.549	1.300.546	206.135	1.451.978
480300300	Cellulose wadding not further worked than being color, marble throughout the mass	3.541	8.012	33.348	67.827
480300900	Oth cellulosa wading & tissue paper for toilet/facial tissue stock & similar paper	221.569	710.187	549.668	1.624.367
480411100	Kraftliner paper & paperboard, in rolls or sheets, unbleached	136.769	160.441	188.779	236.670
480411900	Kraftliner paper & paperboard, in rolls or sheets, bleached	1.990.791	10.344.391	799.682	4.814.773
480419100	Kraftliner paper & paperboard, oth than of kind used in mnfr of gipsu boards	104	23.264	741	48.099
480419900	Oth kraftliner paper & paperboard	1.263.816	3.523.450	690.690	1.940.299
480421100	Sack kraft paper for making cement bag in rolls or sheets, unbleached	5.293.896	26.958.689	4.639.013	25.631.900
480421910	Sack kraft paper for making cement bag in rolls or sheets, bleached	40.875	98.718	37.197	94.038
480421990	Oth sack kraft paper for making cement bag in rolls or sheets, unbleached	93.840	891.424	55.976	638.021
480429100	Composite papers, in rolls or sheets	0	148.836	0	82.987
480429900	Oth composite papers, in rolls or sheets	40.331	1.148.931	79.746	809.368
480431100	Elect grade insulating kraft paper, weighing 150 g/m, unbleached	12.967	25.462	183.617	342.976

I.3. IMPOR MENURUT KOMODITI / IMPORT BY HS COMMODITY

*** MEI / MAY 2009 ***

HS	Uraian Komoditi Commodity Description	Berat Bersih / Net Weight (Kg)		Nilai / Value C.I.F (US\$)	
		Bulan ini		Bulan ini	
		Current Month	Cum.Jan. to date	Current Month	Cum.Jan. to date
4804319000	Other kraft paper & wet strenghtweighing 150 g/m,unbleached	999.044	2.767.981	816.933	2.424.275
4804391000	Adheshive tape,40-60g,used in mnfact.weight <= 150g/m2,bleached	66.996	419.541	52.939	359.096
4804399000	Adheshive tape,40-60g,not used inmnfact.,weigh <= 150g/m2,bleached	106.342	491.840	128.712	614.209
4804411000	Elect grade insulating kraft paper,150<weighing< 225 g/m,unbleached	48.726	146.927	47.751	152.840
4804419000	Oth elect grade insulating kraft paper,150<weighing <225 g/m,unbleached	221.562	880.636	159.879	574.680
4804420000	Bleached uniformly throughout the mass&>95% wood fibres,150<weigh<225 g/m	13.811	583.398	18.139	949.019
4804490000	Other kraftpaper& paperboard150<weighing< 225 g/m	3.464	253.867	6.092	242.550
4804511000	Elect grade insulating kraft paper,pressboard weighing >600g/m,unbleached	0	6.818	0	4.807
4804519000	Oth wet strenght 40g to 60g,for plywoodadhesive tape,weigh>225g/m,unbleached	0	319.310	0	196.767
4804529000	Bleached oth of kind used in themnfrt of gypsum boards	0	88.991	0	34.332
4804590000	Other kraftpaper& paperboardweighing 225 g/m or more	39.632	362.313	46.428	322.909
4805110000	Uncoated paper&paperboard,semichemicalfluting paper,rolls or sheets	1.415.227	2.760.073	367.335	1.734.120
4805129000	Uncoated paper&paperboard,oth semichemical,straw flutingpaper.rolls,sheets	285	1.687	3.729	10.171
4805191000	Uncoated paper&paperboard,oth flutingpaper	0	966.568	0	564.515
4805199000	Oth uncoated paper and paperboard,in rolls or sheets	424.990	5.019.784	157.568	1.845.588
4805240000	Uncoated paper&paperboard,testlinerweighing 150 g/m2 or less	41.577	1.935.589	9.608	475.053
4805251000	Uncoated paper&paperboard,testlinerweighing >= 150 g/m2	0	562.059	0	192.742
4805259000	Uncoated paper&paperboard,testlineroth of weighing >= 150 g/m2	473.934	1.133.739	169.304	497.490
4805309000	Paper,sulphite wrapping paper,oth colored match wrapping paper	25.559	47.433	28.329	81.068
4805400000	Filter paper and paperboard	243.606	846.181	912.811	3.112.689
4805500000	Felt paper and paperboard	861	3.015	8.886	29.147
4805911000	Paper used as packing of flat glassproduct, resin<0,6%,wg<150g/m	10	1.967	123	20.870
4805919000	Uncoated paper&paperboard,oth blotting,&joss paper,weighing150g/m or less	24.788	700.831	40.693	551.346
4805929000	Uncoated paper&paperboardof oth 150<weighing<225g/m	800.281	3.572.361	405.512	4.053.665
4805931000	Multi-ply paper and paperboardof weighing > 225g/m2	27.548	141.538	19.291	76.863
4805939000	Uncoated paper&paperboard,of other weighing > 225g/m2	405.232	1.324.966	208.324	948.176
4806100000	Vegetable parchment	161.982	320.920	322.369	733.320
4806200000	Greaseproof papers	89.596	394.610	148.291	608.743
4806300000	Tracing papers	56.743	95.909	128.583	229.481
4806400000	Glassine and other glazed transparentor translucent papers	513.324	2.626.966	1.103.320	5.705.616
4807000000	Composite paper and paperboard,notsurface-coated or impregnated	518.668	3.709.831	315.231	2.004.354
4808100000	Corrugated paper&paperboard,whether ornot perforated,in rolls or sheets	111.215	728.499	115.984	645.662
4808200000	Sack kraftpaper,creped,crinkled,whether,not embossed or perforat,rolls or sheets	0	32.444	0	173.733
4808300000	Oth kraftpaper,creped or crinkle,whetheror not embossed or perforated	11.686	101.264	35.748	233.942
4808901000	Paper&paperboard,embossed paperfancypaper used printing,cover,lining	1.713	2.988	3.908	15.866
4808909000	Paper&paperboard,oth embossedfancypaper used printing,cover,lining	13.223	265.407	27.872	430.903
4809200000	Self-copy paper	5.128	73.482	9.102	88.617
4809900000	Other self-copy paper	67.964	322.468	142.098	716.976
4810134000	Paper&paperboard for photo,heat,elect.in rolls papers of width <15cm	0	5.893	0	19.918
4810135000	Paper&paperboard for photo,heat,elect.in rolls papers of oth width <15cm	34.841	39.294	30.739	54.906
4810139010	Banknotes paper, in rollsof a width <= 15 cm	0	45.398	0	453.425
4810139090	Oth coated writing and printing paperbanknotes paper,in rolls	1.156.265	6.011.072	1.098.332	5.856.367
4810145000	Paper&paperboard for photo,heat,elect.sensitive 297<one side<435mm,in sheets	0	3	0	76
4810146000	Paper&paperboard for photo,heat,elect.of width < 15cm	54	3.456	259	14.918
4810149090	Oth coated writing &printing paperbanknotes paper,in sheets	10.247	21.456	29.606	38.707
4810190010	Other Banknotes paper	14.260	14.260	124.062	124.062
4810190090	Oth banknotes paper,coated writing&printing paper, one side>435mm	121.188	489.847	805.803	2.453.632
4810223000	Paper&paperboard for photo,heat,elect.sensitive,light weight coated paper	33.164	120.368	35.717	128.356
4810229000	Oth aluminium paper base, light-weightcoated paper	466.523	2.601.414	521.290	2.990.555
4810294000	Oth paper&paperboard for photo,heat,elect oth light weight coated paper	0	81	0	420
4810295000	Oth paper&paperboard, oth in rollof a width 15cm<one side<36cm,unfolded	0	2	0	224
4810299000	Oth aluminium paper base and artpaper oth light weight coated paper	929.135	2.505.992	729.992	2.099.132
4810313000	Kraftpaper,for separate batery plate,width<=15cm,15cm<side>36cm,unbleached	0	7	0	255
4810319000	Kraft paper,paperboard, not for writing,printing, other grafic purp, <=150 g/m2	97.496	508.748	32.957	289.702
4810329000	Kraft paper,paperboard, not for writing,printing, other grafic purp, >150 g/m2	795.694	2.325.748	793.210	2.236.811
4810392000	Paper as interleaf mtrl in proc batteryroll < 15cm, rect < 15 x 36 cm2	0	6.587	0	54.445
4810399000	Kraft paper and paperboard in other size	100.625	183.163	108.675	209.936
4810921000	Gray backboard, multi ply	0	43.676	0	25.631
4810923000	Paper colored for computer card,oth multi ply	52	58	325	347
4810929000	Oth paper colored for computercard & gray backboard, multi ply	351.596	999.714	170.028	713.611
4810999000	Oth paper colored for computer card,oth multi ply	235.949	760.130	339.058	1.368.796
4811101000	Tarred, bituminised/asphalted paper &paperboard, in roll <15cm, rect<15x36cm2	9.737	15.168	62.228	104.046
4811109000	Tarred, bituminised/asphalted paper &paperboard, in other size	200.135	448.779	291.532	838.898
4811411000	Gummed or adhesive paper&paperboard,self-adhesive	240.311	914.099	698.168	2.451.791
4811419000	Gummed or adhesive paper&paperboard,oth self-adhesive	404.065	2.368.585	903.004	4.458.310
4811491000	Oth gummed or adhesive paper&paperboardself-adhesive	26.937	79.199	76.537	288.913
4811499000	Oth gummed or adhesive paper&paperboardoth self-adhesive	287.481	1.536.311	411.323	2.353.474
4811511000	Paper coated,impregnated or coveredwith plastic, bleached,wg>150g/m	0	2.778	0	3.689
4811512000	Paper coated,impregnated or coveredoth in sheets 15<oneside<36cm unfolded	0	171	0	5.377
4811519000	Paper coated,impregnated or coveredwith plastic, unbleached,wg>150g/m	552.968	2.197.366	723.420	3.017.028
4811591000	Paper coated,impregnated or coveredoth for mnfrt of papercup bottoms	79.702	136.965	502.340	898.318
4811592000	Oth paper coated,impregnated or coveredand with a lining of aluminium foil	1.013.535	4.591.103	2.919.664	12.087.300
4811599000	Oth paper coated,impregnated or coveredwith plastic,oth bleached,wg>150g/m	275.353	1.334.762	644.825	3.536.359
4811601000	Paper coated,impregnated or coveredwith wax,paraffin,stearin,oil,glycerol	165	2.065	2.433	25.017

I.3. IMPOR MENURUT KOMODITI / IMPORT BY HS COMMODITY
***** MEI / MAY 2009 *****

HS	Uraian Komoditi Commodity Description	Berat Bersih / Net Weight (Kg)		Nilai / Value C.I.F (US\$)	
		Bulan ini Current Month	Kumulatif Cum.Jan. to date	Bulan ini Current Month	Kumulatif Cum.Jan. to date
4811609000	Paper coated,impregnated or coveredwith oth wax,paraff,stearin,oil,glycerol	146.616	637.298	141.742	918.658
4811903000	Oth paper, paperboard,cellulose waddingweb of cell fibr roll<15cm,rect<15x36cm2	12.204	33.397	36.098	66.857
4811909000	Oth paper, paperboard,cellulose waddingweb of cell fibres other size	1.014.638	3.180.128	2.648.229	9.152.997
4812000000	Filter blocks,slabs&plates,of paperpulp	11.597	29.576	61.230	171.114
4813100000	Cigarette paper,in the formof booklets or tubes	40.980	163.727	267.523	918.228
4813200000	Cigarette paper,in the form in rolls ofa width not exceeding 5 cm	108.033	1.170.277	424.985	4.833.624
4813900000	Cigarette paper,oth in the of booklets,tubes & in rolls	635.101	3.392.098	2.485.890	12.386.674
4814200000	Wallpaper&similar wall coverings,the face side,with a grained,embossed,	149.382	431.164	212.049	661.545
4814900000	Wallpaper&similar wall coverings,oth with transparant protective plastics	231.937	1.001.954	435.697	2.283.552
4816200000	Self-copy paper (other than of 48.09)	13.618	69.764	21.667	97.616
4816900000	Other heat transfer paper & offsetplates of paper	111.519	463.922	337.122	1.190.682
4817100000	Envelopes	27.649	162.021	175.585	992.303
4817200000	Letter cards,plain postcards andcorrespondence cards	2.298	348.618	10.290	389.642
4817300000	Boxes,pouches,wallets & writingcompendiums,of paper or paperboard,	9.516	28.129	15.526	96.454
4818100000	Toilet paper	2.868	9.916	6.616	20.377
4818200000	Handkerchiefs,cleansing or facialtissues & towels	20.458	176.796	84.976	641.034
4818300000	Tablecloths and serviettes	4.728	19.651	37.451	150.368
4818401100	Napkins & napkin liners for babies &similar sanitary articles	747.956	3.772.734	1.785.098	8.946.729
4818401900	Oth napkins & napkin liners for babies &similar sanitary articles	483.346	63.714.494	1.136.190	9.765.567
4818402000	Sanitary towels,tampons & similararticles	1.494.852	6.612.449	4.893.985	22.253.207
4818500000	Articles of apparel & clothing,surgical face masks	2.792	7.572	12.958	53.462
4818900000	Oth articles of apparel & clothing,oth surgical face masks	99.903	655.804	279.647	1.583.481
4819100000	Cartons,boxes & cases, of corrugatedpaper or paperboard	1.049.578	3.836.807	1.887.681	8.440.616
4819200000	Boxes, of non corrugated paper &paperboard	1.106.408	7.168.909	3.781.817	23.728.821
4819300000	Sacks&bags,base of a width>40cmfor cement or fertizer packing	183.841	1.569.253	344.036	3.646.035
4819400000	Other sacks and bags, including cones	29.209	853.728	108.185	2.327.737
4819500000	Other packing containers,includ recordsleeves	178.825	1.124.857	1.090.248	5.487.192
4819600000	Box files,letter trays,storage boxes&similar articles,used in offices,shops	41.081	99.193	115.958	274.754
4820100000	Registers,account books,note books,receipt books,&similar articles	51.566	189.053	186.595	773.811
4820200000	Exercise books	22.777	95.693	40.324	155.840
4820300000	Binders(other than book covers),folders&file covers	30.381	51.800	60.516	126.645
4820400000	Manifold business forms& interleavedcarbon sets	2.671	8.391	10.211	30.676
4820500000	Albums for samples or for collections	4.760	46.567	7.650	103.052
4820900000	Other exercise book,binders,manifold,albums	29.465	278.565	81.911	561.192
4821101000	Printed,labels that form of packing forjewellery,small objects & the like	97.033	595.587	1.655.018	9.174.930
4821109000	Printed,oth labels that form of packingfor jewellery,small objects & the like	256.860	1.068.354	3.259.578	14.858.600
4821901000	Oth printed,labels that form of packingfor jewellery,small objects & the like	22.847	187.878	303.375	1.741.339
4821909000	Oth printed,oth label that form of packfor jewellery,small objects & the like	145.387	771.846	1.300.391	6.128.263
4822100000	Bobbins,spools,cops&similar of pulpo of a kind used for winding textile yarn	10.681	14.785	29.330	51.478
4822900000	Bobbins,spools,cops&similar of pulpoth of a kind used for wind textile yarn	165.775	475.548	1.295.113	2.915.534
4823200000	Filter paper in rolls or sheets	273.148	921.774	1.407.787	4.777.569
4823401000	Cardiograph recording paper	56	1.169	2.393	46.990
4823409000	Oth paper for self recording for otherapparatus	68.118	379.522	377.815	2.022.357
4823610000	Trays,dishes,plates,cups&the like,ofpaper or paperboard of bamboo	79	79	262	262
4823690000	Trays,dishes,plates,cups&the like,ofpaper or paperboard of oth than bamboo	28.462	139.141	125.519	528.506
4823700000	Gaskets and washers,moulded orpressed artcles of paper pulp	40.900	205.758	121.919	393.427
4823901000	Other paper, cocooning frames forsilk-worms	4.736	71.304	59.569	299.138
4823902000	Sterilization indicators,not gummed,cocooning frames for silk-worms	1.643	13.807	17.365	80.643
4823903000	Cup stock board (I.e. polyethylene (pe)in rels of width of less than 10 cm	2.247	40.377	19.702	71.112
4823904000	Telegraph or teleprinter paper in stripor rolls	10	1.321	69	9.735
4823905000	Display cards for jewellery/for smallobjects of personal adornment	161	732	864	2.510
4823906000	Punched jacquard cards	5.840	5.980	14.643	14.975
4823907000	Fans&handsscreens,with paper mountsor leaves&frames of any materials	1.033	4.141	5.465	75.663
4823909000	Other,cut to size/shape,other than instrips, rolls or sheets	329.729	1.878.768	905.905	6.092.414
4901100000	Print books in official language of impctry for educations, in single sheet	185.786	843.702	834.358	6.126.845
4901910000	Dictionaries,wholly/essentially in theofficial language of the import country	1.739	29.539	21.892	89.354
4901991000	Oth educational,wholly/essential in theofficial language of the import country	128.273	429.881	703.970	1.836.630
4901999000	Oth educational,oth wholly/essential inofficial language of the import country	151.364	670.997	1.231.583	5.496.014
4902100000	Newspapers,journals & periodicalsappearing at least four times a week	19.501	19.528	55.408	56.249
4902900000	Oth newspapers, journals and periodicals	206.653	246.004	59.618	331.968
4903000000	Childrens picture,drawing or coloringbooks.	59.911	134.425	152.802	465.480
4904000000	Music,printed or in manuscript,whetheror not bound or illustrated.	8	5.523	286	61.659
4905100000	Maps&hydrographic or similar charts ofall kinds,globes	4.346	42.216	40.468	576.998
4905910000	Maps&hydrographic or similar charts ofall kinds,in book form	0	233	0	1.227
4905990000	Maps&hydrographic or similar charts ofall kinds,in other form	1.022	4.876	1.710	4.303
4906001000	Plans&drawings,including photographicreproduct&carbon copies of plans&drawing	1	826	10	24.694
4906009000	Plans & drawings, being originals drawnby hand, hand-written texts	170	1.981	56.179	161.793
4907001000	Banknotes, being legal tender	1	5	1	5
4907002000	Unused postage stamps	0	3	0	3
4907004000	Stock,share,bond certificates&similardocuments of title; cheque forms	1	8	33	354
4907009000	Other banknotes,unused postage, revenue,stock,share & the like	1.915	5.539	8.491	761.028
4908100000	Transfers (decalcomanias), vitrifiable	12.543	96.057	398.229	2.207.358
4908900000	Oth than transfers (decalcomanias),vitrifiable	31.979	131.882	176.791	1.066.475
4909000000	Printed/illustrated postcards, cardgreetings, messages/the like	589	1.652	9.474	26.261

I.3. IMPOR MENURUT KOMODITI / IMPORT BY HS COMMODITY

*** MEI / MAY 2009 ***

HS	Uraian Komoditi Commodity Description	Berat Bersih / Net Weight (Kg)		Nilai / Value C.I.F (US\$)	
		Bulan ini Current Month	Kumulatif Cum.Jan. to date	Bulan ini Current Month	Kumulatif Cum.Jan. to date
491000000	Calendars of any kind,printed,includingcalendar blocks.	13.776	22.346	6.889	44.121
491110000	Trade advertising material, commercialcatalogues & the like	205.654	297.415	646.325	1.414.768
491191200	Printedmatter,wall pictures&diagram forinstruct purposes;designs&photograph	28	3.106	101	15.426
491191300	Printed matter,oth printed picturesand photographs	26.179	27.655	35.102	63.756
491191900	Printed matter,oth anatomical&botanicaldiagram & wall picture	4.789	22.831	46.572	163.215
491199100	Printed card for jewellery,small objectperson adornment,carried in the pocket	162	817	2.779	17.725
491199200	Printed stickers for explosives	3	9	48	155
491199900	Oth printed matter, oth printed sticker& printed card	20.242	113.408	222.925	1.212.634
500100000	Silkworm cocoons suitable for reeling.	42.160	282.972	276.318	2.070.867
500200000	Raw silk (not thrown).	4.711	15.435	14.779	57.849
500300000	Silk waste (incl. cocoons unsuitablefor reeling, yarn waste&garneted stock).	0	1.723	0	13.855
500400000	Silk yarn(oth than yarn spun fromsilk waste) not put up for retail sale.	5.178	104.657	21.294	321.559
500500000	Yarn spun from silk waste,not put upfor retail sale.	110	10.794	2.651	162.511
500600000	Silk yarn & yarn spun from silk waste,put up for retail sale;silk-worm gut.	19	8.605	19.062	61.576
5007100010	Fabrics of noil silk,bleached/unbleached	425	5.579	11.101	150.690
5007100090	Fabrics of noil silk, oth than bleached/unbleached	5.103	6.938	85.649	140.924
5007200010	Oth fabrics,silk/silk waste >85%,oth than noil silk,bleached/unbleached	11.148	23.383	76.156	164.542
5007200090	Oth fabrics,silk/silk waste >85%,oth than noil silk,oth bleach/unbleach	27	4.837	1.315	25.447
5007900010	Oth fabrics,silk/silk waste < 85%,oth than noil silk,bleached/unbleached	497	3.472	10.788	87.586
5007900090	Oth fabrics,silk/silk waste < 85%,oth than noil silk,oth bleach/unbleach	2.108	7.433	20.951	106.540
5101110000	Shorn wool, not carded/combed,greasy, including fleeces-washed wool	0	26.982	0	31.837
5101190000	Oth shorn wool, not carded/combed,greasy, including fleeces-washed wool	1.133	9.921	7.349	63.740
5101210000	Shorn wool, not carded/combed,degreased, not carbonised	0	517	0	7.951
5101290000	Oth shorn wool, not carded/combed,degreased, not carbonised	40.176	198.089	112.477	541.293
5102110000	Fine animal hair,not carded/combedof kashmir (cashmere) goats	0	19.948	0	35.404
5102200000	Coarse animal hair,not carded/combed	0	191	0	12.276
5103200000	Oth waste of wool/of fine animal hairincl yarnwaste but excl garnetstock	0	12.440	0	92.514
5104000000	Garnetted stock of wool/of fine/coarse animal hair.	0	4	0	164
5105100000	Carded wool	28.853	29.206	112.629	148.684
5105290000	Combed wool not in fragments	71.977	370.222	337.335	2.262.942
5106100000	Yarn,carded, wool > 85% by weightnot put up for retail sale	19.136	50.584	368.973	604.891
5106200000	Yarn,carded, wool < 85% by weightnot put up for retail sale	53.972	214.012	851.712	2.014.119
5107100000	Yarn,combed, wool > 85% by weightnot put up for retail sale	944	12.293	5.994	107.083
5107200000	Yarn,combed, wool < 85% by weightnot put up for retail sale	4.996	13.248	28.025	88.117
5108200000	Yarn of fine animal hair not put upfor retail sale., combed	0	72	0	2.399
5109100000	Yarn,wool/animal hair > 85%, for retailsale	0	719	0	5.949
5109900000	Yarn,wool/animal hair < 85%, for retailsale	2.184	2.187	20.060	20.674
5110000000	Yarn,coarse animal hair/of horsehairwether not put up for retail sale	12.950	13.107	60.745	62.436
5111110000	Woven fabric,carded,wool/animal hair>85%, weight < 300 g/m	48.869	82.115	2.142.408	2.884.948
5111190000	Woven fabric,carded,wool/animal hair>85%, weight > 300 g/m	31	12.813	879	78.371
5111200000	Woven fabric,carded, wool/animal hairmix. mainly w/made filament	0	818	0	10.411
5111300000	Woven fabric,carded, wool/animal hairmix. mainly w/made stapel	22.801	92.565	242.762	915.697
5111900000	Woven fabric,carded, wool/animal hairoth mixed	96	1.632	2.030	22.925
5112110000	Woven fabrics,combed wool/animal hair>85%, weight < 200 g/m	19.033	77.068	692.745	2.129.762
5112190000	Woven fabrics,combed wool/animal hair>85%, oth weight > 200 g/m	28.017	163.893	784.785	4.120.020
5112200000	Woven fabrics,combed wool/animal hairmix. mainly w/made filament	1.311	26.241	30.212	608.183
5112300000	Woven fabrics,combed wool/animal hairmix. mainly w/made stapel	11.897	34.310	316.171	762.620
5112900000	Woven fabrics,combed wool/animal hairoth mixed	7.065	25.348	90.137	505.189
5113000000	Woven fabrics of coarse animal hair/of horsehair	0	3.452	0	26.979
5201000000	Cotton, not carded/combed.	55.375.898	196.892.988	71.877.450	271.935.378
5202100000	Cotton waste,yarn waste	4	5.326	36	39.014
5202910000	Cotton waste,garnetted stock	3	94	48	7.881
5202990000	Oth yarn waste & garnetted stock	60.267	424.091	38.571	550.115
5203000000	Cotton, carded/combed.	53.230	543.286	842.463	8.798.290
5204110000	Cotton sewing thread,not for salecont 85%/more by weight of cotton	63.489	185.034	89.391	613.107
5204190000	Cotton sewing thread,not for retail saleoth cont 85%/more of cotton	59.816	218.423	289.391	1.391.166
5204200000	Cotton sewing thread, for retail sale	5.813	42.019	11.087	39.983
5205110000	Single yarn,of uncombed fibres measur714.29 decitex/more, cotton>85%	896.167	2.629.068	2.167.190	5.120.560
5205120000	Single yarn,of uncombed fibres232<measuring<714.29dec,cotton>85%	596.040	1.471.217	1.168.012	2.556.755
5205130000	Single yarn,of uncombed fibres192.31<measuring<232.56 dec,cotton>85%	2.966	2.966	10.051	10.051
5205140000	Single yarn,of uncombed fibres125<measuring<192.31dec,cotton>85%	58.981	387.496	316.123	1.928.745
5205150000	Single yarn,of uncombed fibres measuring<125dec (>80metric number),cotton>85%	463	1.003	1.950	6.280
5205210000	Single yarn,of combed fibresmeasuring 714.29dec/more,cotton>85%	210.426	705.203	495.945	1.870.571
5205220000	Single yarn,of combed fibres232.56<measuring<714.29dec,cotton>85%	377.926	947.203	623.104	1.396.503
5205230000	Single yarn,of combed fibres192.31<measuring<232.56dec,cotton>85%	96.983	146.955	270.100	421.608
5205240000	Single yarn,of combed fibres125<measuring<192.31dec,cotton>85%	64.594	278.165	207.716	868.827
5205260000	Single yarn,of combed fibres106.38<measuring<125dec,cotton>85%	45	4.565	306	14.916
5205310000	Cable yarn,of uncombed fibres persingle yarn 14.29dec/more,cott>85%	21.107	42.847	140.334	210.697
5205320000	Cable yarn,of uncombed fibres persingle yarn 232.56<measur<714,29,cott>85%	87.277	309.640	435.010	1.162.903
5205350000	Cable yarn,of uncombed fibres persingle yarn<125 (>80 metric), cotton>85%	999	5.575	5.440	34.558
5205410000	Cable yarn,of combed per single yarn714.29 decitex/more(<14metric),cott>85%	0	8.894	0	68.588
5205420000	Cable yarn,of combed per single yarn232.56<measuring<714.29dec,cotton>85%	20.682	53.350	118.856	265.099
5205430000	Cable yarn,of combed per single yarn192.31<measuring<232.56dec,cotton>85%	0	9.748	0	35.460
5205440000	Cable yarn,of combed per single yarn125<measuring<192.31dec,cotton>85%	14.404	68.026	207.439	1.144.903

I.3. IMPOR MENURUT KOMODITI / IMPORT BY HS COMMODITY

*** MEI / MAY 2009 ***

HS	Uraian Komoditi Commodity Description	Berat Bersih / Net Weight (Kg)		Nilai / Value C.I.F (US\$)	
		Bulan ini Current Month	Kumulatif Cum.Jan. to date	Bulan ini Current Month	Kumulatif Cum.Jan. to date
5205470000	Cable yarn,of combed per single yarn83.33<measuring<106,38dec,cotton>85%	3.298	17.503	15.784	100.880
5205480000	Cable yarn,of combed per single yarn<83,33decitex(>120metric),cotton>85%	3.648	10.176	25.901	75.971
5206110000	Single yarn of uncombed fibres, 714,29or more (<14 metric),cotton<85%	46.458	116.575	179.970	413.143
5206120000	Single yarn of uncombed fibres,232<measuring<714,29dec,cotton<85%	115.155	165.172	172.733	247.758
5206130000	Single yarn of uncombed fibres,192.31<measuring<232.56dec,cotton<85%	0	67	0	1.061
5206140000	Single yarn of uncombed fibres,125<measuring<192.31dec,cotton<85%	0	483	0	4.263
5206150000	Single yarn of uncombed fibres,<125dec(exceeding 80 metric),cotton<85%	0	966	0	2.608
5206210000	Single yarn, of combed fibres,measure>714.29(not>14 metric),cott<85%	2	18.956	209	26.833
5206220000	Single yarn, of combed fibres,232.56<measure<714.29 dec,cotton<85%	6.804	13.711	40.342	83.287
5206230000	Single yarn, of combed fibres,192.31<measuring<232.56dec,cotton<85%	0	4.259	0	27.590
5206240000	Single yarn, of combed fibres125<mesuring<192.31 dec	0	9.658	0	64.647
5206250000	Single yarn,of combed fibres measuring<125 decitex (> 80 metric number)	0	10	0	1.168
5206310000	Cabled yarn,of uncombed measuringper single yarn > 714.29 decitex	0	238	0	7.570
5206320000	Cabled yarn,of uncombed persingle yarn232.56<measuring<714.29dec	0	20.169	0	128.190
5206350000	Cabled yarn,of uncombed measuringper single yarn<125(= 80 metric number)	15.610	15.683	136.492	138.078
5206410000	Cable yarn,of combed fibres measuringper single yarn 714.29 decitex/more	4.088	4.088	21.470	21.470
5206420000	Cable yarn,of combed fibres persingle yarn 232.56<measuring<714,29 decitex	1.036	25.322	7.419	351.993
5206450000	Cable yarn,of combed fibres measuringper single yarn<125decitex (>80 metric)	0	242	0	5.897
5207100000	Cotton yarn(oth than sewing thread) putcont 85%/more by weight of cotton	1.353	30.750	17.730	175.318
5207900000	Cotton yarn sewing thread put upcont 85%/more by weight of cotton	63.502	217.857	257.939	814.895
5208110000	Unbleached plain weave, weight >=85% ofcotton, weighing <= 100 g/m	381.974	1.425.461	2.280.509	9.915.111
5208120000	Unbleached plain weave >=85% of cotton,weighing > 100 g/m	197.000	538.767	835.212	2.644.172
5208130000	Unbleached 3-thread/4-thread twill,incl. cross twill >=85% of cotton	73.004	97.183	1.353.211	1.634.403
5208190000	Other unbleached fabrics>=85% of cottonweighing <= 200 g/m	747.475	2.161.008	4.177.707	14.921.986
5208210000	Absorbent fabric bleached for surgicaluse, cotton >=85%, weighing <=200 g/m	41.061	567.710	249.404	4.268.531
5208220000	Bleached plain weave, weighing > 100g/m	11.295	139.788	88.198	1.422.327
5208230000	Bleached 3-thread/4-thread twill, inccross twill >=85% of cotton	59.952	428.835	569.472	2.774.168
5208290000	Other bleached fabrics >85% of cottonweighing <= 200 g/m	605.503	1.942.018	3.499.300	15.726.660
5208310010	Plain weave dyed; voile/chemi voileweighing < 100 g/m	1.417	384.963	24.355	3.040.485
5208310020	Cambrics dyed weighing < 100 m/gweighing < 100 g/m	21.476	46.045	197.813	615.585
5208310030	Other garments matter weighing < 100 m/g	45	27.367	748	244.594
5208310090	Other dyed fabrics weighing < 100 m/g	126.588	827.185	1.092.691	5.277.631
5208320000	Plain weave dyed, weighing > 100 g/m	253.579	1.445.300	2.625.601	15.575.400
5208330000	3-thread/4-thread twill dyed,including twill	9.713	213.637	64.157	1.737.183
5208390000	Other dyed fabrics >85% weighing < 200 m	221.230	888.347	954.125	5.579.305
5208410010	String fabrics plain weave of differentcolor , weight <= 100 m/g	5	6.115	123	98.215
5208410090	Other plain weave of different color,weight <= 100 m/g	33.106	68.205	269.323	765.154
5208420010	String fabrics of different colorweighing > 100 g/m	43.903	495.670	577.215	5.527.830
5208420090	Plain weave other than string fabrics ofcolor, weighing > 100 g/m	309.398	1.649.848	4.273.121	21.564.934
5208430000	Diff. colour,3 or 4-thread twill, wovenfabrics, 85% cotton,weight>200g/m2	15.382	23.535	128.766	208.010
5208490000	Other fabrics of different color	13.178	65.860	140.383	739.801
5208510000	Plain weave printed of different color,<= 100 m/g	18.909	130.514	452.339	1.940.602
5208520000	Plain weave printed of different color,> 100 m/g	16.489	172.335	156.872	1.310.338
5208590000	Other fabrics printed of differentcolor	111.577	365.590	865.548	3.403.681
5209110000	Plain weave unbleached cont.>=85% ofcotton, weight >200 g/m	54.597	268.906	365.724	2.322.679
5209120000	3-thread/4-thread twill unbleached,cont.85% of cotton, weight > g/m	5.420	14.569	51.083	114.212
5209190000	Other fabrics unbleached con.85% ofcotton, weight > 200 g/m	628.616	2.196.459	4.879.033	22.147.716
5209210000	Plain weave unbleached , cont.85% ofcotton, weight > 200 g/m	222	2.806	4.287	28.467
5209220000	Bleached, 3 or 4-thread twill, wovenfabrics, 85% cotton,weight>200g/m2	4.147	14.010	26.293	126.335
5209290000	Other fabrics unbleached. cont.85% ofcotton, weight>200 g/m	429.535	1.744.619	3.040.568	12.298.127
5209310000	Plain weave dyed, cont.85% of cotton,weight > 200 g/m	107.734	801.760	704.008	6.108.831
5209320000	Dyed, 3 or 4-thread twill, incl. twillcont.85% of cotton, weight>200g/m	228.857	978.586	1.533.353	7.692.765
5209390000	Other fabrics dyed, cont.85% of cottonweight > 200 g/m	264.747	1.386.596	2.131.106	10.064.566
5209410000	Plain weave of yarns of diff color,cont 85% of cotton, wght>200 g/m	12.590	78.592	128.662	732.995
5209420000	Denim of yarns diff color, cotton>85%,weight > 200 g/m	526.217	1.935.034	2.468.751	8.724.840
5209430000	Oth fabrics of 3-thread /4-threadcont 85% of cotton, wght>200 g/m	42.295	54.398	182.670	299.891
5209490000	Other fabrics of yarns diff colorscont 85% of cotton, wght>200 g/m	294.744	1.315.467	2.476.756	11.045.700
5209510000	Printed plain weave, cont.85% of cottonweight > 200 g/m	842	22.976	9.617	273.235
5209520000	Oth.thn plain weave 3 or 4-thread twill,printed, 85% of cotton, wght>200 g/m	1.292	9.755	6.763	137.073
5209590000	Other printed fabric cont.85% of cottonweight > 200 g/m	99.417	262.346	604.292	1.770.156
5210110000	Unbleached plain weave, cont. <85% ofcotton, mixed with m-m-f weight<=200g/m	410.196	949.891	2.394.959	5.759.591
5210190000	Oth unbleached fabrics, cont.<85%mixed with m-m-f weight<=200g/m	498.355	1.569.244	2.206.864	8.415.537
5210210000	Bleached plain weave cont.<85% ofcotton, mixed with m-m-f weight<=200g/m	448	21.740	4.224	262.632
5210290000	Oth bleached fabrics, cont.<85% ofcotton, mixed with m-m-f weight<=200g/m	6.260	38.197	87.448	576.716
5210310000	Dyed plain weave cont. <85% ofcotton, mixed with mmf weight<=200g/m	174.604	693.898	1.872.943	7.496.474
5210320000	3-thrd/4-thrd twill, incl.twill<85%of cotton, mix w/m-m-f weight<=200g/m	4.061	27.550	46.668	218.390
5210390000	Other dyed fabrics cont. <85% ofcotton, mixed with m-m-f weight<=200g/m	11.760	164.051	197.762	2.211.230
5210410010	String fabrics of yarns of diff color<85%of cotton, with mmf weight<=200g/m	1	13.199	35	179.073
5210410090	Plain weave other than string fabrics<85%of cotton, with mmf weight<=200g/m	26.072	87.512	381.829	889.546
5210490000	Oth fabrics of diff color cont.<85% ofcotton, mixed with mmf weight<=200g/m	213.986	1.346.611	683.714	4.680.408
5210510000	Printed plain weave cont.<85% ofcotton,mixed with mmf weight<=200g/m	180	19.233	1.533	103.288
5210590000	Other printed fabrics cont.85% ofcotton, mixed with mmf weight<=200g/m	14.659	78.825	124.990	614.153
5211110000	Unbleached plain weave, cont. <85% ofcotton, mixed with m-m-f weight>200g/m	11.742	42.337	179.295	616.437
5211120000	3-thread/4-thread twill unbleachd,inctwill<85% of cotton w/mmf weight>200g/m	0	74.095	0	586.780

I.3. IMPOR MENURUT KOMODITI / IMPORT BY HS COMMODITY
***** MEI / MAY 2009 *****

HS	Uraian Komoditi Commodity Description	Berat Bersih / Net Weight (Kg)		Nilai / Value C.I.F (US\$)	
		Bulan ini	Kumulatif	Bulan ini	Kumulatif
		Current Month	Cum.Jan. to date	Current Month	Cum.Jan. to date
5211190000	Oth unbleached fabrics, cont.<85%mixed with m-m-f weight>200g/m	75.623	598.176	342.507	3.834.007
5211200000	Bleached plain weave cont.<85% ofcotton, mixed with m-m-f weight>200g/m	0	385.396	0	2.655.640
5211310000	Dyed plain weave cont. <85% ofcotton, mixed with m-m-f weight>200g/m	62.338	139.205	516.783	1.253.642
5211320000	3-thrd/4-thrd twill, incl.twill<85%of cotton, mix w/m-m-f weight>200g/m	1.411	7.603	18.069	77.617
5211390000	Other dyed fabrics cont. <85% ofcotton, mixed with m-m-f weight>200g/m	97.711	810.917	599.240	5.506.584
5211410010	String fbrcs of yarn of diff color<85%of cotton, mixed with mmf weight>200g/m	0	525	0	6.456
5211410090	Yarns of diff clour oth than string fab<85% of cotton, mxd w/mmfm>200 g/m	10.372	19.379	93.173	169.969
5211420000	Denim of yarns diff color, cotton<85%,mix wth man-made fibr weight>200g/m	338.323	1.076.549	660.601	2.128.986
5211490000	Oth fabrics of diff color cont.<85% ofcotton, mixed with mmf weight>200g/m	9.727	12.433	66.907	100.133
5211510000	Printed plain weave cont.<85% ofcotton, mixed with mmf weight>200g/m	410	142.933	2.450	212.932
5211520000	3-thre/4-thread twill,incl.twill<85%of cotton, mixed with mmf weight>200g/m	685	19.606	5.239	166.137
5211590000	Othr printed fabrics cont.<85% ofcotton, mixed with mmf weight>200g/m	11.506	57.454	108.186	490.284
5212110000	Unbleached woven fabrics of cottonweight <=200 g/m	25.339	48.880	164.687	352.800
5212120000	Bleached woven fabrics of cottonweight <=200 g/m	114.981	617.843	757.359	3.708.512
5212130000	Dyed woven fabrics of cottonweight <=200 g/m	2.004	54.193	68.264	457.641
5212140000	Woven fabrics of cotton of yarns ofdifferent color weight <=200 g/m	120.678	236.977	865.392	1.832.739
5212150000	Printed woven fabrics of cottonweight <=200 g/m	1.889	21.102	8.189	276.931
5212210000	Unbleached woven fabrics of cottonweight > 200 g/m	0	27	0	551
5212230000	Dyed woven fabrics of cottonweight > 200 g/m	65	5.008	447	73.321
5212250000	Printed woven fabrics of cottonweight > 200 g/m	159	60.623	5.394	658.684
5301100000	Flax, raw/retted-flax, raw/retted	467	1.024	1.683	6.551
5301290000	Other flax, raw/processed but notspun; falx waste	0	1	0	56
5301300000	Flax tow & waste raw/processedbut not spun	0	2.324	0	10.815
5302900000	Other hemp raw and processed butnot spun	142	142	1.689	1.689
5303100000	Jute & oth textile bast fibres, raw/retted	147.857	1.372.515	73.195	692.136
5303900000	Jute & oth textile bast fibres,processed but not spun	262	1.126	3.315	29.334
5305000011	Raw coir coconut fibres	50	50	1.040	1.040
5305000021	Raw abaca fibres	11.250	145.004	9.990	123.558
5305000029	Abaca fibres processed	0	82	0	51
5305000090	Oth than coconut, abaca, ramietextile fibres	54.690	319.904	47.715	295.635
5306100000	Single flax yarn	3.862	60.585	17.995	172.322
5306200000	Multiple (folded)/cabled flax yarn	661	1.021	3.045	5.802
5307100000	Single yarn of jute/of oth textilebast fibres of heading 53.03.	0	202.555	0	192.822
5307200000	Multiple (folded)/cabled of jute/oth fibres bast fibres of heading 53.03.	497.951	2.472.782	358.634	1.687.021
5308100000	Coir yarn of ther textile bast fibres of5303	2	13.481	10	97.947
5308200000	True hemp yarn of other textile basfibres of head 5303	28	892	2.973	18.408
5308901000	Paper yarn	7.828	28.159	21.918	95.250
5308909000	Other paper yarn	24.956	51.457	35.635	84.533
5309110000	Unbleached/bleached woven fabricsof flax cont.>=85% of weight of flax	135	43.706	1.108	686.804
5309190000	Other woven fabrics of flax cont.>=85%of weight of flax	27.874	428.992	343.618	5.848.684
5309210000	Unbleached/bleached woven fabricsof flax cont.<85% of weight of flax	0	9.953	0	66.145
5309290000	Other woven fabrics of flax cont.<85%of weight of flax	21.068	221.674	166.130	2.473.392
5310100010	Unbleached plain woven fabrics of othertextile bast fibres of head 5303	16.161	232.322	17.288	314.459
5310100090	Bleached plain woven fabrics of othertextile bast fibres of head 5303	1	3	14	258
5310900000	Other woven fabrics of jute/of othrbast fibres of heading 53.03.	0	1.931	0	21.359
5311000000	Woven fabrics of oth vegetable textilefibres; woven fabrics of paper yarn.	24.263	117.823	56.077	559.555
5401100000	Sewing thread of man-made flmentof synthetic filaments	1.232.648	2.943.672	2.227.572	7.360.277
5401200000	Sewing thread of artificial flmtnfor retail sale	2.895	31.072	20.838	105.293
5402110000	High tenacity yarn of nylon/otherpolyamide of aramids	30.245	150.382	471.934	1.948.312
5402190000	High tenacity yarn of nylon/otherpolyamide of oth aramids	609.761	1.224.412	2.009.794	4.199.664
5402200000	High tenacity yarn of polyesters	543.971	1.639.679	1.285.327	4.196.296
5402310000	Textured yarn of nylon/oth polyamidemesasuring single yarn <= 50 tex	142.219	742.233	1.230.916	6.129.429
5402320000	Textured yarn of nylon/other poly-amides, measuring single yarn <= 50 tex	41.529	298.331	83.906	679.588
5402330000	Textured yarn of polyesters	1.043.024	4.371.457	3.903.315	18.429.656
5402340000	Textured yarn of polypropylenesynthetic filament	4.451	115.359	6.594	194.841
5402390000	Other texture synthetic filament yarn	136.616	957.459	457.801	2.210.340
5402440000	Oth yarn, single, of elastomeric<=50 turns/m	364.963	970.706	2.322.164	6.161.390
5402450000	Oth yarn, single, oth, of nylonor oth polyamides, <=50 turns/m	374.455	1.061.117	981.536	3.112.357
5402460000	Oth yarn, single, oth,of polyesters,partially oriented, <=50 turns/m	431.273	1.659.458	610.464	2.045.314
5402470000	Oth yarn, single, of oth polyestersfor mdical/srgical use, <=50 turns/mtr	1.371.228	5.462.403	2.109.928	8.316.809
5402480000	Oth yarn, single, oth, ofpolypropylene, <=50 turns/m	26.256	81.351	37.401	110.960
5402490000	Oth yarn, single, oth thn, of elast,nylon,polyeste,polypropylene,<=50 trn/mtr	141.030	781.443	791.696	2.937.652
5402510000	Oth yarn, single,twist,of nylon/oth polyamides, > 50 turns/m	11.594	86.331	28.449	148.881
5402520000	Oth yarn,single,twist, of polyester> 50 turns/mtr	33.914	373.096	64.817	677.211
5402590000	Oth yarn,single,twist,oth th of nylonor oth plyamide&polyester,>=50 trn/mtr	796	10.890	976	62.059
5402610000	Oth yarn of nylon/oth polyamides,multiple/cable	77.347	387.530	122.654	474.061
5402620000	Other yarn of polyester,multiple/cable	102.917	271.541	314.441	1.155.038
5402690000	Oth yarn,multiple/cable,oth thnof nylon/oth polyamides&polyester	258.925	572.499	519.139	1.318.070
5403100000	High tenacity yarn of viscose rayon	15.409	168.862	58.438	413.015
5403310000	Other single yarn of viscose rayon, untwisted/with a twist <120 turns/m	35.844	151.767	119.017	466.364
5403320000	Other single yarn of viscose rayon, withtwist exceeding 120 turns/m	7.659	7.659	37.002	37.002
5403330000	Other single yarn of cellulose acetate	0	20.045	0	107.370
5403390000	Other single yarn	115.541	527.578	424.562	2.198.716
5403410000	Other multiple (folded)/cable yarn ofyarn of viscose rayon	218.897	340.909	857.201	1.390.486

I.3. IMPOR MENURUT KOMODITI / IMPORT BY HS COMMODITY
***** MEI / MAY 2009 *****

H S	Uraian Komoditi Commodity Description	Berat Bersih / Net Weight (Kg)		Nilai / Value C.I.F (US\$)	
		Bulan ini	Kumulatif	Bulan ini	Kumulatif
		Current Month	Cum.Jan. to date	Current Month	Cum.Jan. to date
5403420000	Other multiple (folded)/cable yarn of cellulose acetate	123.639	747.575	601.532	3.565.739
5403490000	Other artificial filament yarn	5.878	73.972	49.339	649.529
5404110000	Synth monfilament of elastomeric >=67dctx,dim.<=1mm, width<=5mm	43.840	282.890	166.374	1.120.320
5404120000	Synth.monfilmnt oth.of polypropylene>=67dctx,dim.<=1mm, width<=5mm	0	24.070	0	38.803
5404190000	Synth.mnfilmnt oth thn elast&plyrprln>=67dctx,dim.<=1mm, width<=5mm	22.281	735.003	231.310	4.505.812
5404900000	Synthetics other than filaments exceeds 1 mm, width <= 5 mm	104.331	656.525	388.279	1.804.426
5405000000	Artificial monofilament >=67 dec, nocross-sect,dim>=1mm,strip and the like	693	3.286	2.360	37.608
5406000000	Man-made flmnt yarn(oth thn sewingthread), put up for retail sale.	959	73.513	4.574	400.229
5407101100	Unbleached tyre woven fabrics & conveyor duck	48.543	485.735	416.575	3.513.967
5407101900	Other unbleached other than tyre wovenfabrics & conveyor duck	117.200	488.060	1.025.101	4.801.371
5407109100	Tyre woven fabrics & conveyor duckof other woven fabrics of synthtcs flmnt	15.581	97.879	115.645	635.537
5407109900	Other woven fabrics of synthetics flmntobtained materials of head 54.04	30.925	134.346	217.502	1.467.170
5407200000	Woven fabric, bleached/no,obtained from strip/the like	243.936	697.657	966.977	4.262.322
5407300000	Fabrics specified in note 9 to section	2.327	27.340	12.900	339.551
5407411000	Woven nylon mesh fabric of untwistedweight >=85% of flmnt of nylrn/polyamd	23.080	59.015	81.304	404.392
5407419000	Woven fabrics obtained from high tencitymaterials of heading 54.04.	337.338	1.121.088	1.500.161	4.822.639
5407420000	Dyed woven fabrics weight>=85% of filament of nylon/polyamides	236.977	945.085	2.780.592	12.066.411
5407430000	Woven fabrics of yarn of diff colorsweight >=85% of flmnt of nylrn/polyamd	2.232	3.198	53.910	69.381
5407530000	Printed woven fabrics weight>=85%of flmnt of nylrn/polyamds	531	62.035	5.071	504.549
5407510000	Woven fabrics, bleachd/no,con.>=85% of txturd polyestr flmnt	303.770	878.020	1.135.156	3.870.401
5407520000	Dyed woven fabrics cont.>=85% ofweight of textured polyester flmnt	681.289	3.500.725	5.182.061	28.914.389
5407530000	Oth woven fabrics of diff colorweight>=85% of txdtrd polyester filament	67.739	198.383	270.305	1.033.935
5407540000	Printed woven fabrics cont.>=85%.weight>=85% of txdtrd polyester filament	216.786	904.483	1.458.031	8.613.144
5407610000	Oth woven fabrics, cont >=85% of byweight of non textured polyester flmnt	1.672.473	6.698.624	8.735.218	37.516.899
5407690000	Oth bleached/unbleached woven fabricscont.>=85% of polyester polymnts	474.149	2.207.479	3.994.693	19.028.773
5407710000	Oth woven fabric,bleachd/no,con.>=85% of txturd polyester flmnt	64.324	223.738	311.455	1.284.256
5407720000	Dyed woven fabrics cont.>=85% ofweight of synthetics filament	42.099	496.526	351.082	3.749.220
5407730000	Oth woven fabrics of yarn of diff color>=85% weight of synthetic filaments	9.533	33.398	24.662	172.801
5407740000	Printed woven fabrics cont.>=85%.weight of synthetics filament	70.586	185.876	441.945	975.561
5407810000	Woven fabrics,bleachd/no,cont.<85% weight of synth flmnt with cotton	25.168	75.060	306.324	708.009
5407820000	Dyed woven fabrics cont.<85% ofweight of synth flmnt with cotton	55.458	297.938	337.538	1.940.794
5407830000	Oth woven fabrics of yarn of diff colorweight<85% of synth flmnt with cotton	1.370	32.990	34.749	145.416
5407840000	Printed woven fabrics cont.<85%.weight of synth flmnt with cotton	69.603	87.971	376.986	583.863
5407910000	Woven fabric,bleachd/no,obtainedother than synthetics/cotton filament	19.216	97.375	163.745	685.657
5407920000	Dyed woven fabrics obtained otherthan synthetics/cotton filaments	118.086	915.044	920.810	8.232.430
5407930000	Oth woven fabrics of yarn of diff colorother than synthetics/cotton filament	14.626	58.411	106.680	356.810
5407940000	Printed wiven fabrics obtained otherthan synthetics/cotton filaments	6.729	46.473	95.216	429.246
5408101000	Unbleached woven fabrics obtainedfrom high yarn of viscose rayon	18.538	25.164	155.320	209.711
5408109000	Bleached woven fabrics obtainedfrom high yarn of viscose rayon	37.949	76.878	363.728	732.389
5408210000	Woven fabrics, bleachd/no,cont.>=85%wght of artificial flmnts/strip	0	3.059	0	14.764
5408220000	Dyed woven fabrics cont.>=85%weight of artificial flmnts/strip	41.014	153.982	384.356	1.372.962
5408230000	Oth woven fabrics of yarn of diff color>=85%wght of artfcl flmnt/strip	5.464	5.556	38.828	43.008
5408240000	Printed woven fabrics cont.>=85%weight of artificial flmnts/strip of	5.493	77.375	59.386	695.919
5408310000	Woven fabrics,bleachd/no, obtainedof oth artificial flmnt/strip	0	123	0	1.574
5408320000	Dyed woven fabrics obtained of otherartificial flmnt/strip of the like	29.410	43.638	64.910	236.708
5408330000	Oth woven fabrics of yarn of diff colorobtnd of oth artfcl flmnt/strip	6.721	11.048	42.197	73.415
5408340000	Printed woven fabrics obtained of otherartificial flmnt/strip of the like	9.656	10.633	78.951	105.593
5501100000	Synthetic filament tow of nylon/other polyamides	28.492	104.757	78.907	461.810
5501200000	Synthetic filament tow of polymers	599	25.867	10.225	68.308
5501300000	Synthetic filament tow of acrylic/modacrylic	4.167.927	15.312.944	7.057.423	24.887.201
5501400000	Synth. filament tow of polypropylene	0	8.750	0	27.125
5501900000	Other synthetic filament tow	25.649	99.402	77.755	459.402
5502000000	Artificial filament tow.artificial filament tow.	2.112.129	11.463.078	10.676.099	55.529.346
5503110000	Synthetic staple fibres of nylon/othrpolyamides of aramids	7.590	86.613	32.946	540.616
5503190000	Synthetic staple fibres of nylon/othrpolyamides oth thn aramids	1.124	67.289	20.792	302.105
5503200000	Synthetic staple fibres of polyesters	3.554.080	17.618.275	4.048.541	18.720.351
5503300000	Synthetic staple fibres of acrylic/modacrylic	2.081.722	8.965.735	4.004.201	19.127.543
5503400000	Synthetic staple fibres of poplypropylene	149.784	949.059	222.600	1.613.437
5503900010	Other synthetic staple fibres of polivinil alcohol	5.084	394.499	35.063	1.572.771
5503900090	Other synthetic staple fibres of otherthan polivinil alcohol	9.691	440.628	64.034	1.813.679
5504100000	Artfcl staple fibres of viscose rayon,carded/othwise proccsd for spinning	1.496.833	8.208.820	3.080.679	13.942.272
5504900000	Artfcl staple fibres of viscos rayonnot crded/othwse procs for spin	19.700	522.976	76.805	2.621.564
5505100000	Waste of man-made fibres ofsynthetic fibres	105	27.611	1.273	41.722
5505200000	Waste of man-made fibres ofartificial fibres	103.266	103.307	101.201	101.704
5506100000	Synth staple fibres of nylon/oth polyamides crded,comb othwse procs for spng	18.419	51.223	291.298	744.245
5506200000	Synth staple fibres of polyester crded,combed othwse proces for spinning	102.511	833.789	203.546	1.264.165
5506300000	Synth staple fibres of arcylic/moda-crylic combed othwse proces for spinning	19.430	206.525	75.006	548.248
5506900000	Oth synth staple fibres, carded, combothwise processed for spinning.	17.417	157.511	55.561	199.898
5507000000	Artificial staple fibres, carded, combothwise processed for spinning	0	37.642	0	493.905
5508100000	Sewing thread of man-made staplefibre of synthetic staple fibres for reta	177.077	657.133	840.969	4.120.391
5508200000	Sewing thread of man-made staplefibre of artficial staple fibres for reta	4.703	22.804	27.272	227.137
5509110000	Single yarn cont >=85% by weight ofstaple fibres of nylon/oth polyamides	68	838	1.023	8.101
5509120000	Multiple/cabled yarn cont>=85% bywght of staple fibre of nylon/oth poly	44	500	103	2.178
5509210000	Single yarn cont >=85% by weight ofpolyester staple fibres	148.720	638.385	271.551	1.145.276

I.3. IMPOR MENURUT KOMODITI / IMPORT BY HS COMMODITY

*** MEI / MAY 2009 ***

HS	Uraian Komoditi Commodity Description	Berat Bersih / Net Weight (Kg)		Nilai / Value C.I.F (US\$)	
		Bulan ini Current Month	Kumulatif Cum.Jan. to date	Bulan ini Current Month	Kumulatif Cum.Jan. to date
5509220000	Multiple (folded)/cabled yarn cont.>=85% of polyester staple fibres	122.300	938.659	328.666	2.039.641
5509310000	Single yarn cont >=85% by weight of acrylic/modacrylic staple fibres	71.506	123.050	180.292	306.109
5509320000	Multiple/cabled yarn cont>=85% by weight of acrylic/modacrylic staple fbrs	39.368	49.035	131.656	172.520
5509410000	Single yarn cont >=85% by weight of synthetic staple fibres	6	437	104	3.616
5509420000	Multiple (folded)/cabled yarn cont.>=85% of synthetic staple fibres	5.466	17.090	73.108	225.016
5509510000	Oth yarn of polyester staple fibres mixed mainly with artificial staple fbrs	59.515	86.235	141.593	219.348
5509520000	Oth yarn of polyester staple fibres mixed wool/animal hair	0	5.838	0	54.312
5509530000	Oth yarn of polyester staple fibres with cotton	189.651	274.141	423.884	652.974
5509590000	Oth yarn of polyester staple fibres other than mixed mainly	786	13.702	3.395	54.295
5509620000	Oth yarn of acrylic/modacrylic staple fibre mixed with cotton	1.566	9.251	6.954	52.699
5509690000	Oth yarn of acrylic/modacrylic staple fibre oth thn cotton&animal hair	27.895	47.093	249.413	362.188
5509920000	Other yarn mixed mainly/solely with cotton	0	4.524	0	57.535
5509990000	Other yarn of synthetic staple fibres other than mix with animal hair&cotton	60.204	123.796	181.608	365.397
5510110000	Single yarn cont >=85% by weight of artificial staple fibres	325.511	615.743	919.842	1.710.075
5510120000	Multiple/cabled yarn cont.>=85% by weight/artificial staple fibres	3	268	26	2.897
5510200000	Oth yarn, mixed mainly/solely with cont>=85% of weight of artificial stpl fbr	273	3.909	556	30.244
5510300000	Other yarn, mixed mainly/solely cont>=85% of weight of cotton	10.308	35.128	188.968	545.069
5510900000	Other yarn of artificial staple fibres cont>=85% of weight of cotton	14.557	67.160	86.719	349.662
5511100000	Yarn of synthetic staple fibres, cont.>=85% weight of such fibres	18.510	89.484	157.348	539.988
5511200000	Yarn of synthetic staple fibres, cont.<85% weight of such fibres	872	1.347	10.788	28.431
5511300000	Yarn of artificial staple fibres put up for retail sale	2.830	24.420	22.490	273.354
5512110000	Woven fabrics of synthetic staple fibre cont>=85% weight of polyester staple fbr	33.115	359.221	166.905	1.667.215
5512190000	Woven fabrics of synth staple fbr cont>=85% wght, oth than polyester stple fbr	214.339	752.661	1.011.121	4.356.197
5512210000	Woven fabrics of synthetic staple fibre cont>=85% weight of acrylic/mdcrylic	0	1.221	0	20.699
5512290000	Woven fabrics of synth staple fbr cont>=85% wght of oth thn acrylic/mdcrylic	33.397	143.214	265.479	1.416.306
5512910000	Oth woven fabrics of synth staple fibre cont>=85% weight of acrylic/mdcrylic	14.819	23.390	150.898	274.550
5512990000	Oth woven fabrics cont>=85% of wght of acrylic/modacrylic staple fibres	5.512	62.406	124.658	689.675
5513110000	Woven fabrics of polyester staple fibres plain weave <=85% mix w/cotton <170g/m	114.416	575.690	569.640	3.044.049
5513120000	3-thread /4-thread twill, incl twill polyester staple fibres <=85% w/cotton	74.479	127.853	609.862	1.003.608
5513130000	Oth woven fabrics of polyester staple fibre <=85% mixed wght <170 g/m of cotton fbr	2.214	53.188	48.732	402.335
5513190000	Oth woven fabrics <85% mixed cotton weight <170 g/m of cotton	6.129	126.003	39.908	921.620
5513210000	Dyed woven fabrics of polyester staple fibres, plain weave <85% of such fibres	118.727	479.996	652.624	3.143.869
5513230000	Oth dyed woven fabrics of polyester staple fibres <85%, cotton <170 g/m	15.529	52.788	128.644	433.680
5513290000	Oth woven fabrics <85% such fibres, mixed cotton <170 g/m	11.083	89.273	152.114	613.261
5513310000	Wvn fabrics of yarn of diff color of polyester stple fbrs, plain weave <85% fbrs	45.710	275.802	78.797	681.669
5513390000	Oth woven fabrics <85% of such fibres weight <170 g/m of cotton	64.957	260.519	424.945	2.503.439
5513410000	Printed polyester staple fibres, plain weave <85% of fbr, cotton <170 g/m	721.701	2.470.546	919.913	3.106.807
5513490000	Other woven fabrics <85% of fibres weight <170 g/m of cotton	35.240	295.475	127.172	1.116.889
5514110000	Woven fabrics of polyester staple fibres plain weave <=85%, cotton >170g/m	1.974	8.366	29.705	101.838
5514120000	Bleached or no, 3 or 4-thread twill, polyester stpl fbrs <85%, cotton >170g/m2	12.490	20.076	163.053	239.285
5514190000	Other woven fabrics <85% of fibres mixed weight >170g/m of cotton	3.130	204.251	35.979	2.823.019
5514210000	Dyed polyester staple fibres, plain weave staple fibres <85%, cotton >170 g/m, dyed	0	16.136	0	81.708
5514220000	Dyed, 3 or 4-thread twill, incl. twill polyester stpl fbrs <85%, cotton >170g/m2	40	48.582	374	304.142
5514230000	Oth dyed woven fabrics of polyester staple fibre <85%, cotton >170 g/m, dyed	697	25.050	2.841	134.991
5514290000	Other woven fabrics <85% of fibres mixed weight >170g/m of cotton, dyed	20.890	87.745	155.451	1.066.112
5514300000	Woven fabrics of synth stple fibre <85%, cotton >170 g/m, diff color	0	17.834	0	80.863
5514410000	Printed polyester staple fibres, plain weave <85% of fbr, cotton >170 g/m	0	256	0	2.894
5514420000	Prnt 3-thread/4-thread twill, incl twill polyester stple fbr <85%, cotton >170g/m	0	7.573	0	53.430
5514430000	Oth printed woven fabrics of polyester stpl fbr <85%, cotton >170 g/m	2.815	3.134	30.542	32.083
5514490000	Other printed woven fabrics <85% such fibres, weight >170 g/m of cotton	4.501	724.631	48.613	3.694.114
5515110000	Oth woven fabrics of synth stple fbrs of polyester stpl fbr mixed w/viscose rayon	219.205	1.107.053	1.695.615	12.120.786
5515120000	Oth woven fabrics of synth stple fbrs of polyester stpl fbr mixed w/m-made filmnt	6.081	144.418	45.146	588.664
5515130000	Oth woven fabrics of synth stple fbrs of polyester stpl fbr mix w/wool/anml hair	16.834	80.916	193.413	1.202.076
5515190000	Other woven fabrics of synth stple fbr of other polyester staple fibres	57.071	306.583	511.528	3.027.298
5515210000	Oth wvn fbrs of acrylic/modacrylic mixed/solely with man-made filament	2.519	6.854	16.208	56.306
5515220000	Oth wvn fbrs of acrylic/modacrylic mixed/solely w/wool/fine anml hair	1.243	1.249	15.348	15.384
5515290000	Oth wvn fbrs of acrylic/modacrylic mix w/other than man-made filmnt/wool	66.979	77.113	439.272	543.944
5515910000	Oth woven fabrics mixed mainly/solely man-made filaments	4.246	5.572	47.467	80.869
5515990000	Oth woven fabrics mixed mainly/solely with other than man-made filmnt/wool	12.197	100.451	90.857	879.257
5516110000	Unbleached/bleached woven fabrics of artificial staple fibre; weight>=85%	405	4.165	441	27.776
5516120000	Dyed fabrics of artificial staple fibre; weight>=85% of artificial staple fibres	10.979	61.732	61.987	506.856
5516130000	Woven fabrics of yarns of diff color weight>=85% of artificial staple fibres	398	1.697	6.402	20.662
5516140000	Printed woven fabrics of yarns of diff color; wght>=85% of artificial staple fb	3.669	103.944	38.572	902.645
5516210000	Un/bleached woven fabrics of artificial staple fibre mix m-m-f; weight<85%	1.111	5.205	8.022	57.343
5516220000	Dyed woven fabrics of artificial staple fibre mix m-m-f; weight<85%	39.390	148.716	602.536	1.898.399
5516230000	Woven fabrics of yarn of diff color artificial staple fibre; weight<85%	10	652	144	5.605
5516240000	Printed woven fabrics of artifcl staple fibre mixed with m-m-f; weight<85%	0	8.591	0	58.829
5516320000	Dyed woven fabrics of artificial staple fibre mixed with wool; weight<85%	45	310	1.677	10.930
5516340000	Printed woven fabrics of staple fibre mixed with wool; weight<85%	0	1	0	25
5516410000	Un/bleached woven fabrics of artificial staple fibre mixed cotton; weight<85%	0	1.031	0	9.299
5516420000	Dyed woven fabrics of artificial staple fibre mixed with cotton; weight<85%	0	17.521	0	184.551
5516430000	Woven fabrics of yarn of diff colors mixed with cotton; weight<85%	4.859	32.768	38.071	236.269
5516440000	Printed woven fabrics of artifcl staple fibre mixed with cotton; weight<85%	0	5	0	40
5516910000	Other un/bleached woven fabrics of staple fbr mixed w/cotton; weight<85%	1	7.617	900	42.215

I.3. IMPOR MENURUT KOMODITI / IMPORT BY HS COMMODITY
***** MEI / MAY 2009 *****

HS	Uraian Komoditi Commodity Description	Berat Bersih / Net Weight (Kg)		Nilai / Value C.I.F (US\$)	
		Bulan ini Current Month	Kumulatif Cum.Jan. to date	Bulan ini Current Month	Kumulatif Cum.Jan. to date
5516920000	Other dyed woven fabrics of artificialstaple fibre mixed cotton;weight<85%	1.188	41.861	10.042	339.169
5516930000	Oth woven fabric of yarn of diff colorsstaple fibre mixed cotton;weight<85%	1.782	13.907	12.861	105.547
5516940000	Other printed woven fabrics of artificlstaple fibre mixed cotton;weight<85%	1.438	35.065	29.661	371.328
5601100000	Sanitary towels & tampons, napkinsliners for baby&similar sanitary article	2.321	3.487	13.110	21.071
5601210000	Wadding & its articles of man-madefibres	176	6.016	5.317	80.900
5601221000	Wrapped cigarette tow of man-madefibres	3.064	3.427	20.480	28.935
5601229000	Other wrapped cigarette tow of man-made fibres	7.492	24.690	30.325	182.552
5601290000	Wrapped cigarette tow of other thanman-made fibres	40.811	149.154	103.657	1.148.139
5601301000	Polyamide fibre flock of waddingmaterial not exceeding 5 length.	1.399	19.187	13.786	108.781
5601309000	Textile flock & dust mill neps otherthan polyamide fibre flock;<=5 flock	1.643	6.884	6.326	30.334
5602100000	Needleloom felt & stitch-bonded fibrecovered/laminated.	86.722	545.543	592.851	3.560.197
5602210000	Oth felt of wool/fine animal hair,notimpregnated,coated,covered	99	414	2.903	19.245
5602290000	Oth felt of oth textile materials,notimpregnated,coated,covered	7.035	22.825	103.262	356.618
5602900000	Felt, oth thn needleloom&oth felt notimpregnated, coated, covered	13.484	55.684	114.875	391.142
5603110000	Non woven of man-made filament, notimprgnatd,cvred/lminated;wght<=25g/m	422.025	1.756.458	1.384.512	6.472.657
5603120000	Non woven of m-m-f, not imprgnated,covred/lminated; 25g/m<weight<70g/m	154.425	825.806	803.756	3.654.033
5603130000	Non woven of m-m-f, not imprgnated,covred/lminated; 70g/m<weight<150g/m	139.287	847.357	522.465	2.576.883
5603140000	Non woven of m-m-f, not imprgnated,covered/laminated; weight>150g/m	229.071	1.180.773	1.387.645	6.529.360
5603910000	Non woven of other, weight<=25g/m2	316.586	1.632.288	698.097	3.627.416
5603920000	Non woven of other25g/m2 < weighing =<70g/m2	199.622	1.298.917	736.576	3.577.151
5603930000	Non woven of other70g/m2 < weighing =<150g/m2	22.515	161.774	107.616	667.476
5603940000	Non woven of other, weight=<150g/m2	266.766	1.268.834	1.389.483	6.995.556
5604100000	Rubber thread & cord, textile coveredand the like head 5404/5405	121.067	308.301	476.189	1.909.753
5604900000	Oth thn rubber thread&cord, textilecovered&the like head 5404/5405	249.559	667.764	373.302	1.444.197
5605000000	Metallised yarn, whether/not gimped,metallised yarn, whether/not gimped,	18.287	44.994	131.505	312.761
5606000000	Gimped yarn, strip & the like of headgimped yarn, & strip & the like of headi	98.068	832.316	248.415	1.649.510
5607210000	Binder/baler twine of sisal/othertextile fibres of genus agave	7.002	41.513	53.398	219.227
5607290000	Oth binder/baler twine of sisal/othertextile fibres of genus agave	38.714	369.232	107.488	566.028
5607410000	Binder/baler twine of polyethylene/polypropylene	3.059	11.634	29.529	111.747
5607490000	Gimp yarn,oth thn binder/balertwine,of polyethyln/polypropyln	594.381	2.848.406	691.476	3.319.649
5607501000	V-belt cord of man-made fibres treatedresorcinol formaldehyde>=10000 dec	11.622	65.424	154.451	672.357
5607509000	V-belt cord of oth synth fbrs treatedmeasuring more than 10,000 decitex	73.333	427.736	277.715	1.778.339
5607901000	Other gimped yarn, of artificialsfibres, like of heading 5404/5405	1.778	49.054	23.650	522.552
5607902000	Other gimped yarn, of abaca/othhard fbrs,like of heading 5404/5405	732	6.063	29.621	92.280
5607909000	Other gimped yarn, oth thn of abacaand artificials fibres	150.791	362.344	228.184	598.702
5608110000	Made up fishing net of man-made textilematerials	283.523	932.202	590.562	1.558.121
5608192000	Net bags of man-made textile material	7.707	103.591	28.593	394.079
5608199000	Knotted of twine,oth than man-madetexti. matr.,fishg net&net bags	3.654	21.613	17.589	140.015
5608900000	Other knotted of twine,cordage/ropemade up fishg net and oth	23.815	280.513	68.414	803.692
5609000000	Articles of yarn,strip/the like of head5404/5405,twine,cordage,rope/cable	87.558	462.708	337.069	1.445.343
5701100000	Articles of yarn,like of head. 5404/5405,of wool/fine animal hair	0	85	0	772
5701901000	Articles of yarn,like of head. 5404/5405,of cotton, oth text.matr.	648	878	3.687	26.758
5701909000	Articles of yarn,like of head. 5404/5405,oth than cotton, oth text.matr.	0	2.856	0	7.170
5702100000	Kelem,schumacks,karamanie&smlarhand-woven rugs, not tufted/flocked	39	71	6.128	6.406
5702200000	Floor covering of coconut fibres (coir)not tufted/flocked	7.844	16.999	5.732	11.171
5702310000	Floor cov of pile construct of wool/fineanimal hair,not made up, not tufted/floc	200	2.748	5.958	84.504
5702320000	Floor cov of pile construct of man-madetext mat, not made up,not tufted/flocked	18.599	53.347	30.336	69.488
5702391000	Floor cov of pile construct of cottonnot made up, not tufted/flocked	585	585	3.375	3.375
5702399000	Floor cov of pile construct of othertextile materials, not made up,not tufte	5.525	26.802	32.779	113.164
5702420000	Oth floor cov.of pile construct made up,of man-made textile matrils	111.496	477.920	155.151	760.001
5702491000	Oth floor cov.of pile construct made up,of cotton,oth textile matrils	0	189	0	2.325
5702499000	Oth floor cov.of pile construct made up,oth thn cotton&jute,oth textile matrils	0	4.040	0	5.549
5702920000	Oth floor cov.not of pile construct,made up,of man-made textl matrils	1.108	49.948	6.512	48.790
5703100000	Carpet&oth txtl flr cov.,tufted, whthr/not made up,of wool/fine anim.hair	0	945	0	25.885
5703200000	Carpet&oth txtl flr cov.,tufted, whthr/not made up,of nlyn/oth plyamid	22.112	275.597	55.086	707.919
5703300000	Carpet&oth txtl flr cov.,tufted, whthr/not made up,of oth man-md-txtl mtrils	244.804	924.232	545.566	3.014.569
5703901000	Carpet&oth txtl flr cov.,tufted, whthr/not made up,of cotton,oth textile matrils	9.835	25.683	29.594	60.028
5703902000	Carpet&oth txtl flr cov.,tufted, whthr/not made up,of jute fbrs,oth txtl mtrils	0	4.928	0	16.776
5703909000	Carpet&oth txtl flr cov.,tufted, whthr/nt md up,not cttn&jute fbr,oth txtl mtrl	60	12.076	3.950	141.446
5704100000	Tiles, having a surface <=0,3m,felt,notufted/flocked,made up/not	36	47	46	1.618
5704900000	Tiles, having a surface >0,3m,felt,notufted/flocked,made up/not	235.159	660.449	312.144	830.797
5705100000	Oth carpet&oth txtl flr cov.,whthr/not made, of cotton	507	572	11.135	11.776
5705200000	Oth carpet&oth txtl flr cov.,whthr/not made, of jute fibres	12	12	127	127
5705900000	Oth carpet&oth txtl flr cov.,whthr/not made,oth thn cotton&fibres	254.510	457.012	424.685	779.772
5801100010	Woven pile&chenille fbrc.of wool/fine animals hairs,melton cloth(tennis)	5.360	38.904	71.494	469.469
5801100090	Woven pile&chenille fbrc.of wool/fine anml hairs,oth melton cloth(tennis)	2.405	3.479	17.635	31.433
5801210000	Uncut weft pile fabrics of cotton otherthan fabrics of head 5802/5806	400	12.047	3.666	152.516
5801220000	Cut corduroy of cotton oth than fabricof head 5802/5806	76.627	304.407	630.166	2.141.044
5801230000	Oth weft pile fabrics of cotton oth thnfabrics of head 5802/5806	2.029	8.054	17.523	81.632
5801240000	Warp pile fabrics, epingle£(uncut) ofcotton othr than fabrics of head 5802/06	0	2.384	0	19.051
5801250000	Warp pile fabrics of cotton, cut, otherthan fabrics of head 5802/5806	3.520	26.686	25.845	227.871
5801260000	Chenille fabrics of cotton other thanfabrics of head 5802/5806	61	195	421	2.716
5801310000	Uncut weft pile fbrcs of man-made fbrsother than fabrics of head 5802/5806	2.893	26.716	15.244	112.035
5801320000	Cut corduroy of man-made fibres otherthan fabrics of head 5802/5806	7.977	16.662	59.770	114.808

I.3. IMPOR MENURUT KOMODITI / IMPORT BY HS COMMODITY

*** MEI / MAY 2009 ***

H S	Uraian Komoditi Commodity Description	Berat Bersih / Net Weight (Kg)		Nilai / Value C.I.F (US\$)	
		Bulan ini Current Month	Kumulatif Cum.Jan. to date	Bulan ini Current Month	Kumulatif Cum.Jan. to date
5801330000	Oth weft pile fabrics of man-made fbrs other than fabrics of head 5802/5806	6.071	30.326	44.649	244.469
5801340000	Warp pile fbrs, epingle(uncut) of man-made fbrs othr thn fabr of head 5802/06	0	54	0	362
5801350000	Warp pile fabrics of man-made fbrs,cut,other than fabrics of head 5802/5806	8.332	24.363	70.973	209.032
5801360000	Chenille fabrics of man-made fribres other than fabrics of head 5802/5806	16.549	19.168	30.563	75.333
5801901000	Othr carpet & text floor covrng of silkthan fabrics of head 5802/5806	150	2.349	746	15.951
5801909000	Othr carpet & text floor covrng of oththan silk/fabrics of head 5802/5806	22.696	135.153	160.291	597.598
5802110000	Unbleachd terry towelling&smlar wovenfabrcs of cotton othr than head 5806	30.931	33.991	88.596	109.918
5802190000	Bleachd terry towelling&smlar wovenfabrcs of cotton othr than head 5806	359	111.311	564	626.433
5802200000	Terry towelling & imilar of othr textilemat fabrcs of cotton othr than head 5806	836	328.531	2.446	1.787.174
5802300000	Tufted textile fabrics of cotton otherthan fabrics of head 5806	0	331.111	0	1.717.261
5803001000	Gauze, oth thn narrow fbrcs of heading58.06, of cotton	17.420	125.003	215.435	1.213.225
5803009000	Gauze, oth thn narrow fbrcs of heading58.06, oth thn cotton	3.399	52.197	31.633	591.722
5804101000	Tulles & other net fabrics of silk,notincl woven fabrics of head 6002 to 6006	893	21.528	18.206	377.713
5804102000	Tulles & other net fbrcs of cotton,notincl woven fabrics of head 6002 to 6006	443	1.435	8.175	30.644
5804109000	Tulles&oth net fbrc oth than silk/cottoninc woven fabrics of head 6002 to 6006	17.312	123.750	140.327	964.793
5804210000	Mechanically made lace of man-made fbrsexcl fabrics of head 6002 to 6004	32.118	149.562	939.760	4.207.793
5804290000	Mechanically made lace of oth textilemat. excl fabrics of head 6002 to 6004	31.208	174.407	664.296	8.147.095
5804300000	Mechanically hand-made lace excl.fabricof head 6002 to 6004	1.964	23.921	54.169	496.668
5805001000	Hand-woven tapestries of cotton, whetheror not made up	35	3.586	356	58.883
5805009000	Hand-woven tapestries of other thancotton, whether/not made up	0	292	0	2.475
5806101000	Woven pile fabrics of silk other than goods of head 5807	4.195	90.423	91.480	1.094.693
5806102000	Woven pile fabrics of cotton otherthan goods of head 5807	2.966	24.242	21.183	250.718
5806109000	Woven pile fabrics of other than silk/cotton other than goods of head 5807	5.573	34.360	82.666	410.281
5806200000	Oth woven fabrics;weight>=5% of elasto-meric yarn/thread	69.843	537.095	992.792	7.935.969
5806311000	Narrow woven fabrics of cotton for mfgof inkd ribbon oth thn goods of head 580	1.723	13.712	17.795	353.396
5806312000	Backing for electrical insulating paperother than good of head 5807	582	2.613	8.689	44.332
5806313000	Slide fastener ribbons;width<=12mmother than good of head 5807	7.639	19.063	67.127	154.742
5806314000	Webbings used in covering piping, polesand the like but goods of head 5807	153	3.091	876	20.471
5806319000	Other woven fabrics excluding goods ofhead 5807	5.569	42.751	113.828	866.406
5806321000	Narrow woven fabrics of man-made fibresfor seat belt webb excl goods of head 58	41.326	253.710	330.697	2.893.655
5806322000	Slide fastener ribbon;width<=12mm for mfor seat belt webb excl goods of head 58	565	5.345	9.226	48.745
5806323000	Webbings used in covering piping, poles,other than good of head 5807	5.164	13.711	13.861	39.062
5806329000	Woven fbrcs of oth than cotton/man-made fbr other than goods of head 5807	99.506	674.796	1.012.015	5.291.194
5806391000	Woven fabrics of silk other than goods of head 5807	2.077	6.991	23.419	104.586
5806399010	Woven fabr for covering,piping, poles,other than goods of head 5807	897	2.992	8.376	44.231
5806399020	Narrow woven fabrics for mfg of ribbonstypewritr, no ink oth than good of head	343	2.182	2.540	21.618
5806399030	Narrow fabrics used for slide fastener;width<=12mm	1	570	12	7.215
5806399090	Narrow fabrics used for slide fastener;width>12mm	5.679	32.150	73.346	434.554
5806400000	Fabrics consist of warp without assbldby means of an adhesive	282	3.283	2.915	32.428
5807100000	Labels,badges, similar mat of woven,inpiece,strip,shape/size,not embroidere	142.505	1.059.451	2.442.269	17.542.445
5807900010	Labels,badges, similar mat of non wovenfbr in piece,strip,shape/size,not emb	26.802	205.664	269.106	2.150.382
5807900090	Labels,badges, similar mat of oth wovenfbr in piece,strip,shape/size,not emb	41.856	217.556	453.017	2.296.318
5808101000	Braid in the piece combined with rubberthreads, without embroidery, not knit/cr	7.761	79.960	51.191	2.176.353
5808109000	Braids not in the piece combined withthreads, without embroidery, not knit/cr	2.193	22.758	27.192	495.787
5808901000	Oth braids combined with rubber threadswithout embroidery, not knitted/crocheted	48.663	148.461	377.947	1.296.926
5808909000	Oth braid combined with oth than rubberthreads, without embroidery, not knit/cr	33.098	79.348	106.839	395.172
5809000000	Woven fabrics of metal thread & wovenfabrics of metallised yarn of head 5605	0	2.416	0	33.158
5810100000	Embroidery without visible ground,in piein strip motifs	12	5.037	325	80.779
5810910000	Embroidery of cotton, without visiblegorund in piece,in strip motifs	44.355	225.910	648.935	3.811.651
5810920000	Embroidery of man-made fibres, without visible goround,in piece,in strip motifs	70.940	219.094	647.812	1.944.520
5810990000	Embroidery of other textile material,visible goround,in piece,in strip motifs	161.156	519.560	1.493.261	5.072.899
5811000000	Quilted textile prods in the piece,with mat aseembld othr than embdry of 5	1.418	66.135	14.706	548.382
5901100000	Textile fabrics coated w/gum/amylaceused for covers books and the like	5.629	12.682	26.489	97.789
5901901000	Textile fabrics coated w/gum/amylacefor tracing cloth	19.681	43.431	62.127	210.951
5901902000	Textile fabrics coated w/gum/amylaceprepared painting canvas	1.934	19.336	12.110	92.252
5901909000	Textile fabrics coated w/gum/amylacefor other than tracing cloth/paintg c	11.589	67.800	49.619	166.257
5902101000	Chafar canvas type of nylon/oth poly-amides, high tenacity, rubberised	18.097	72.148	95.204	477.734
5902109000	Chafar canvas type of nylon/oth poly-amides, high tenacity, not rubberised	642.213	2.679.562	2.444.667	10.960.721
5902202000	Chafar canvas type of polyester, highnylon, tenacity, rubberised	0	25.279	0	104.969
5902209000	Chafar canvas type of polyester, highnylon, tenacity, not rubberised	427.117	1.445.518	1.627.780	5.838.568
5902900000	Tyre cord fabric of high tenacity yarn,oth thn nlyn/oth polyrd&polystr	632	26.581	9.214	162.785
5903100000	Textile fabrics impregnat,coat,coverwith polyvinyl chloride	1.965.439	10.636.636	2.452.190	12.025.925
5903200000	Textile fabrics impregnat,coat,coverwith polyurethane	533.822	2.735.626	4.448.543	23.688.753
5903901000	Impregnated textile fbrcs of nylon canvacoated with plastics oth than of head 59	30.182	245.299	331.499	2.161.428
5903909000	Oth imprgntd text fbrc of oth than nyloncanvacoated w/plastic oth thn of head	268.440	917.522	1.644.399	7.628.565
5904100000	Linoleum, cut to shape/not,coatingapplied on textile backing	0	8.358	0	32.153
5904900000	Oth linoleum, cut to shape/not,coating applied on textile backing	22	1.144	900	19.718
5905000000	Textile wall coverings.textile wall coverings.	2	1.262	13	10.962
5906100000	Adhesive tape;width<=20cm, oth than ofheading 5902	19.432	112.024	219.443	949.296
5906910000	Knitted/crocheted linoleum, whetherof not to shape	133.409	267.235	604.605	1.436.917
5906991000	Linoleum for hospital rubber sheeting,whether/not cut to shape.	0	2.245	0	21.634
5906999000	Linoleum not for hospital rbr sheetinwhether/not cut to shape.	62.168	334.904	630.447	1.173.857
5907001000	Fabrics impregnated,coated/covered oil of oil-based preparation	658	1.641	68.765	118.402
5907003000	Textile fbrcs impregnated, coated/covrwith fire resistant chemical	124	131	199	229

I.3. IMPOR MENURUT KOMODITI / IMPORT BY HS COMMODITY
***** MEI / MAY 2009 *****

HS	Uraian Komoditi Commodity Description	Berat Bersih / Net Weight (Kg)		Nilai / Value C.I.F (US\$)	
		Bulan ini Current Month	Kumulatif Cum.Jan. to date	Bulan ini Current Month	Kumulatif Cum.Jan. to date
5907004000	Fabrics imprgntd,coated/covered flockvelvet, the entire surface of textile fl	10.759	37.554	57.183	240.912
5907006000	Fabrics impregnated,coated/covered othematerials	1.728	172.820	11.826	354.373
5907009000	Othe textile fabrics not impregnated,covered with othe materials	6.323	25.381	53.344	347.318
5908001000	Wick; incandescent gas mantleswhether/not impregnated	4.460	14.647	11.370	94.717
5908009000	Textile oth than wick; incandescent gasmantles, whether/not impregnated	178	7.577	2.551	66.535
5909001000	Fire hoses and similar textile tubing	17.700	171.081	62.600	760.650
5909009000	Othe textile hosing & similartextile tubing	23.504	113.422	41.599	292.852
5910000000	Transmssn/convyr belts/belting,of textl matr, whether/not impregnated,	14.097	56.561	223.635	1.182.035
5911100000	Textile fabrics, felt&felt-lined wovencoated with rubber,leather/oth materi	126.426	464.263	2.136.157	6.532.493
5911200000	Bolting cloth, whether/not made up	0	29.423	0	509.455
5911310000	Textile fabrics&felts;weight< 650 g/m,in making/similar machinenery	7.416	36.126	871.652	2.610.570
5911320000	Textile fabrics&felts;weight>= 650 g/m,in making/similar machinenery	39.138	218.635	1.434.760	11.260.282
5911400000	Straining cloth of a kind used in oilr the like incl that of hair	1.757	5.878	49.465	86.465
5911901000	Textile packings & gaskets used inmaking/similar machinery	3.472	21.703	42.429	183.353
5911909000	Othe than textile packings & gasketsused in making/similar machinery	70.174	581.359	592.338	4.650.414
6001101000	Unbleached long pile, knitted/crocheted,mercerised	4.654	28.552	81.873	275.784
6001109000	Bleached long pile, knitted/crocheted,not mercerised	14.267	100.888	123.675	772.075
6001210000	Looped pile fabrics of cotton,knitted/crocheted	1.218	168.330	16.390	1.201.859
6001220000	Looped pile fabric of man made fibre,knitted/crocheted	33.285	103.445	290.315	1.051.510
6001290000	Looped pile fabric of oth textls matr, knitted/crocheted	30.292	35.494	217.750	246.665
6001910000	Oth pile fabrics, of cotton,knitted/crocheted	74.508	183.843	436.677	1.028.265
6001921000	Oth pile fabrics, of man made fibres,unbleached	70.624	164.060	414.659	1.146.969
6001929000	Oth pile fabrics, of man made fibres,othe than unbleached	52.254	254.091	288.632	1.279.226
6001991000	Unbleached fabrics of othe textilematerials,not mercerised	1.575	14.985	15.844	136.089
6001999000	Bleached fabrics of othe textilematerials,not mercerised	59.426	144.232	433.320	950.966
6002400000	Knit/croch fbrcs;weight>5% of elastomeyarn,no rubber thread, oth than of head	448.362	1.527.180	3.087.791	13.416.540
6002900000	Knit/croch fbrcs;weight<5% of elastomeyarn,no rubber thread, oth than of head	1.175.852	5.927.201	9.718.194	50.527.904
6003100000	Knit/croc fbrcs of wool/fine animalhair, width<=30cm oth than 6001/6002	4	17.879	8	134.774
6003200000	Knit/crocheted fabrics of cottonwidth<=30cm oth than 60.01/60.02	17.155	152.513	67.408	643.990
6003300000	Knit/crocheted fabrics of syntheticfibr, width<=30cm oth than 6001/6002	39.335	239.842	391.108	2.010.251
6003400000	Knit/crocheted fabrics of artificialwidth<=30cm oth than 60.01/60.02	0	4.487	0	74.964
6003900000	Othr knit/croc fabrics, width<=30cmoth than 60.01/60.02	13.571	183.196	143.209	1.337.966
6004101000	Knitted swimwear fabric;weight 80%synth yarn; 20% elastic yarn	298.959	1.609.034	2.222.000	14.411.089
6004109000	Knitt/crochet fabr,width<=30cmcon.>20%, oth thn of heading 6001	708.053	2.792.704	4.109.212	18.638.841
6004900000	Othe knitted/crocheted fabrics; width<=30cm othe than of heading 6001	176.664	645.902	1.331.099	6.303.941
6005210000	Warp knit fabrics of cotton othe than of heading 60.01-60.04	11.377	73.848	102.939	590.875
6005220000	Dyed warp knit fabrics of cotton othethan of heading 60.01-60.04	31.866	159.850	201.705	1.304.258
6005230000	Warp knit fabrics of yarn of diff coloroth than of heading 60.01-60.04.	26.655	158.181	255.578	1.308.683
6005240000	Printed warp knit fabrics of cotton oththan of heading 60.01-60.04	72.740	204.743	508.781	1.473.605
6005311000	Wrp knit fbrc,of synthtc,bleach/no,swimwr,of polyester&polybutylene	46.830	117.728	286.998	874.075
6005319000	Wrp knit fbrc,of synthtc,bleach/no,oth thn swimwr,of polystr&polybutyl	175.547	951.714	1.438.082	6.726.602
6005321000	Warp knit fabr,of synthtc,dyed,swimwr,of polyester&polybutylene	128.489	476.228	908.097	3.466.848
6005329000	Warp knit fabr,of synthtc,dyed,oth thn swimwr,of polystr&polybutyl	240.901	944.351	1.963.757	7.277.979
6005331000	Wrp knit fbrc,of synthtc,yarn diff clr,swimwr,of polyester&polybutylene	0	4.869	0	66.014
6005339000	Wrp knit fbrc,of synthtc,yarn diff clr,oth thn swimwr,of polystr&polybutyl	50.319	267.551	576.942	3.586.986
6005341000	Warp knit fabr,of synthtc,printed,swimwr,of polyester&polybutylene	0	15.444	0	134.660
6005349000	Warp knit fabr,of synthtc,printed,oth thn swimwr,of polystr&polybutyl	15.321	84.897	38.067	265.487
6005410000	Warp knit fabrics of artifil fibres ofthan of heading 60.01-60.04	1.175	1.745	13.171	18.696
6005420000	Dyed warp knit fabrics of artifil fibroth than of heading 60.01-60.04.	1.962	24.437	17.512	176.493
6005900000	Oth warp knit fabrics oth than ofheading 60.01-60.04	23.409	402.205	210.966	2.217.738
6006100000	Oth knit/crochtd fbrcs of wool/fineanimal hair oth than of head 6001-6004	55.218	302.945	431.317	4.099.031
6006210000	Oth knit/crochtd fbrcs of cottonoth than of heading 60.01-60.04.	95.362	701.193	707.347	5.320.263
6006220000	Oth dyed knit/crochtd fbrcs of cottonoth than of heading 60.01-60.04.	2.052.047	8.079.750	14.091.606	55.033.533
6006230000	Oth knit/crochtd fbrcs of yarn of difcolor oth than of heading 60.01-60.04	48.228	92.528	300.049	582.110
6006240000	Oth printed knit/crochtd fbrcs ofcotton oth than of heading 60.01-60.04.	111.940	289.912	850.113	2.587.384
6006311000	Oth warp knit fbrcs of nylon fibr meshfor as a backing material for mosaic tile	4.558	96.867	37.982	609.787
6006319000	Oth warp knit fbrcs of oth than ofheading 60.01-60.04.	16.930	108.655	174.084	832.263
6006321000	Dyed nylon fibre mesh for use as backngmat for mosaic tiles oth than head 6001-	373.200	1.629.871	3.070.005	13.901.894
6006329000	Oth dyed nylon fibres material formosaic tiles oth than head of 6001-6004	432.232	1.584.342	2.991.140	11.590.320
6006330000	Oth knitt/crochetd fabr synthtc,of yarn of diff colors	1.404	6.378	11.709	68.129
6006340000	Oth knitt/crochetd fabr synthtc,printed	21.134	168.102	61.559	1.391.329
6006410000	Oth warp knit fabrics of artificialfibres oth than of heading 60.01-60.04.	255	5.328	2.850	40.525
6006420000	Oth dyed warp knit fabrics of artifi-cial fibres oth than of head 60.01-60.04	165.434	704.458	1.315.529	5.134.095
6006430000	Oth warp knit fabrics of yarn of difcolor oth than of heading 60.01-60.04	179	282	1.610	2.944
6006440000	Oth warp knit fabrics of artificialfibres printed oth than of head 60.01-60	9.421	33.722	61.119	247.900
6006900000	Oth warp knit fabrics oth than of artcial fibres oth than of head 6001-6004	409.265	1.490.117	2.701.712	10.344.659
6101200000	Male's wear of cotton oth than ofhead 61.03	291	16.301	5.542	204.461
6101300000	Male's wear of man-made oth thanof head 61.03	1.658	2.798	31.264	47.934
6101900000	Male's wear of oth textile materialoth than of head 61.03	1.943	26.937	19.143	150.753
6102200000	Female's wear of cotton,knitted/crocheted oth than of head 6104	261	7.147	5.026	105.567
6102300000	Female's wear of man-made fibres,knitted/crocheted oth than of head 61	37	2.733	487	28.374
6102900000	Female's wear of oth textile materials,knitted/crocheted oth than of head 61	1.505	4.332	11.422	53.657
6103100000	Mens/boys suits(oth thn swimwr)knitted/crocheted	0	4.592	0	53.419
6103220000	Male' ensembles of cotton	20	12.726	41	176.428

I.3. IMPOR MENURUT KOMODITI / IMPORT BY HS COMMODITY
***** MEI / MAY 2009 *****

HS	Uraian Komoditi Commodity Description	Berat Bersih / Net Weight (Kg)		Nilai / Value C.I.F (US\$)	
		Bulan ini Current Month	Kumulatif Cum.Jan. to date	Bulan ini Current Month	Kumulatif Cum.Jan. to date
6103230000	Male' ensembles of synthetic fibres	3.196	3.196	6.755	6.755
6103290000	Men/boy ensembl of oth textls matrsl(oth thnswimwr)knitt/crochet	0	2	0	28
6103310000	Male's jackets & blazers of wool/fineanimal hair	0	82	0	3.974
6103320000	Male's jackets & blazers of cotton	1.321	7.209	10.446	65.744
6103330000	Male's jackets & blazers of syntheticfibres	168	5.329	4.117	85.421
6103390000	Male's jackets & blazers of oth textilmaterials	303	515	5.040	9.135
6103410000	Male's trousers,bib&brace overall,breeches&shorts of wool/fine animal hair	0	83	0	3.995
6103420000	Male's trousers,bib&brace overall,breeches&shorts of cotton	4.331	30.767	55.757	174.041
6103430000	Male's trousers,bib&brace overall,breeches&shorts of synthetic fibres	5.812	16.601	94.864	227.890
6103490000	Men/boy trousr,bib&brace overll,breech&short of oth textl matr,knitt/crochet	3.133	3.811	9.375	19.571
6104130000	Female's suits of synthetic fibres	0	152	0	294
6104192000	Women/girl suits,of cotton synthtcfibres,of oth textl matr,knitt/crochet	3	1.190	30	3.876
6104199000	Female's suits of oth textile material	10.837	12.763	205.786	227.769
6104220000	Female's ensembles of cotton	5.466	11.183	6.246	66.250
6104230000	Female's ensembles of synthetic fibres	203	840	412	1.691
6104290000	Womens/girls ensembles,of oth textl matr,knitted/crocheted	1.746	1.749	21.743	21.890
6104320000	Female's jackets & blazers of cotton	547	12.052	7.783	77.236
6104330000	Female's jackets & blazers of syntheticfibres	34	3.478	235	64.383
6104390000	Women/girl jackets&blazers,of oth textl matr,knitt/crochet	96	662	4.727	17.362
6104410000	Dresses of wool/fine animal hair, knitted/crocheted	35	77	56	4.061
6104420000	Dressed of cotton	26.530	44.868	90.906	300.576
6104430000	Dressed of synthetic fibres	14.219	45.252	34.166	167.963
6104440000	Dressed of artificial fibres	672	3.972	30.730	191.025
6104490000	Dresses of other textile materials	539	3.106	16.501	95.545
6104510000	Female's skirts & divided skirt of woolor fine animal hair	0	1	0	16
6104520000	Female's skirts & divided skirts ofcotton	9.550	24.842	24.827	69.973
6104530000	Female's skirts & divided skirts ofsynthetic fibres	30.495	43.271	58.750	100.589
6104590000	Women/girl skirts&devided skirts,of oth textl matr,knitt/crochet	2.090	2.293	30.447	41.076
6104620000	Female's trousers, bib & brace overallsbreeches & shorts of cotton	216.976	415.898	577.933	1.165.244
6104630000	Female's trousers, bib & brace overallsbreeches & shorts of synthetic fibres	143.467	296.545	271.607	619.487
6104690000	Womn/girl trousr,bib&brace overll,brh&short f oth textl matr,knitt/crochet	9.094	14.780	143.093	266.811
6105100000	Male's wear of cotton, knitted/crocheted	29.538	106.749	314.590	1.737.824
6105201000	Male's wear of synthetic fibres, knittedor crocheted	4.191	14.676	31.256	295.200
6105202000	Male's wear of artificial fibres, knitteor crocheted	7	879	227	23.371
6105900000	Men/boy shirts of oth textls matrsl,knitt/crochet	2.459	8.065	18.191	104.594
6106100000	Female's wear of cotton, knitted/crocheted	164.468	395.095	923.383	2.572.608
6106200000	Female's wear of man-made, knittedor crocheted	41.615	97.148	117.337	420.657
6106900000	Womn/girl blous,shirt&shirtblous,oth textl matr,knitt/crochet	29.004	46.744	329.566	573.404
6107110000	Male's underpants & briefs of cotton	24.156	64.475	189.589	516.107
6107120000	Male's underpants & briefs of man-madefibres	5.035	38.812	15.294	124.438
6107190000	Male's underpants & briefsof oth textls matrsl	3.734	9.641	49.795	91.057
6107210000	Male's nightshirts & pyjamas of cotton	8.161	13.473	18.394	44.472
6107220000	Male's nightshirt & pyjama of man-madefibres	56	3.693	155	6.410
6107910000	Oth wear articles of cotton	27.035	107.179	57.306	178.896
6107990000	Oth wear male of oth textls matrsl	0	1.782	0	12.665
6108110000	Female's slips & petticoats of man-made fibres	61	743	1.810	23.432
6108192000	Female's slips & petticoats of wool/fine animal hair	117	117	1.732	1.732
6108193000	Female's slips & petticoats of cottonof oth textls matrsl	0	584	0	1.069
6108199010	Female's slips & petticoats of silkof oth textls matrsl	0	1	0	12
6108199090	Female's slips & petticoats oth thnsilk, of oth textls matrsl	512	2.277	8.094	60.686
6108210000	Briefs & panties of cotton	47.893	194.438	156.452	617.615
6108220000	Briefs & panties of man-made fibres	160.239	454.200	335.060	1.038.205
6108290000	Female's brief&pantie,knitt/crochetof oth textls matrsl	3.467	4.644	35.684	49.020
6108310000	Nightdresses & pyjamas of cotton	10.684	109.785	24.330	224.847
6108320000	Nightdresses & pyjamas of man-madefibres	1.658	50.381	5.070	91.324
6108390000	Female nightdress&pyjama,of othtextls matrsl,knitt/crochet	2	1.005	85	11.550
6108910000	Negliges, bathrobes, dressing gowns ofcotton	382	2.347	7.361	22.038
6108920000	Negliges, bathrobes, dressing gowns ofman-made fibres	5.920	21.197	15.284	56.005
6108990000	Oth famale wear,of oth textl matr,knitted/crocheted	27	674	1.322	15.712
6109101000	Men/boys't-shirts, singlets & othvests, knitted/crocheted of cotton	57.397	264.295	422.508	2.229.309
6109102000	Women/girls't-shirts,singlets & othvests, knitted/crocheted of cotton	161.174	329.138	564.147	2.287.820
6109901000	Men/boys't-shirts,singlets & oth vestsknit./crocheted of ramie, linen/silk	1.587	14.918	16.287	105.812
6109902000	Men/boys't-shirts,singlets & oth vestsknitted/crocheted of oth materials	2.489	73.545	90.731	916.199
6109909000	T-shirt,singlet&oth vest,knitte/crochet,of oth txtl mtr,oth thn f rami,linn&slk	7.328	55.938	30.969	486.632
6110110000	Jerseys,pullovers, cardigans, waistcoatof wool	19.098	66.371	249.906	389.601
6110120000	Jerseys,pullovers, cardigans, waistcoatof kashmir (cashmere) goats	17.793	25.078	129.969	204.300
6110190000	Jerseys,pullovers, cardigans, waistcoatof oths wool/fine animal hair	599	12.353	4.196	108.827
6110200000	Jerseys,pullovers, cardigans, waistcoatof cotton	256.198	908.269	2.030.849	6.629.839
6110300000	Jerseys,pullovers, cardigans, waistcoatof man-made fibres	12.431	51.888	109.718	720.190
6110900000	Jersey,pullover, cardign,waistcoat&similrarticle,knitt/crochet,of oth txtl mtrl	469	145.660	18.634	850.967
6111200000	Babie garment&clothing accessorie,knitt/crochet,of cotton	14.296	45.618	321.695	719.795
6111300000	Babie garment&clothing accessorie,knitt/crochet,of synthtcfibres	14.547	54.074	44.634	176.719
6111900000	Babie garment&clothing accessorie,knitt/crochet,of oth txtl mtrl	6.101	24.265	25.702	231.817
6112110000	Track suits of cottonknitted/crocheted	4	99	109	3.415

I.3. IMPOR MENURUT KOMODITI / IMPORT BY HS COMMODITY
***** MEI / MAY 2009 *****

HS	Uraian Komoditi Commodity Description	Berat Bersih / Net Weight (Kg)		Nilai / Value C.I.F (US\$)	
		Bulan ini	Kumulatif	Bulan ini	Kumulatif
		Current Month	Cum.Jan. to date	Current Month	Cum.Jan. to date
6112120000	Track suits of synthetic fibresknitted/crocheted	0	393	0	6.979
6112190000	Track suits of oth txtl mtrl,knitted/crocheted	10	806	30	9.848
6112310000	Male's swimwear,of synthtc fibr,knitted/crocheted	3.099	5.642	99.164	164.809
6112390000	Male's swimwear,of oth txtl mtrl,knitted/crocheted	4	4	236	236
6112410000	Female swimwear,of synthtc fibr,knitted/crocheted	2.819	7.772	174.985	345.035
6112490000	Female swimwear,of oth txtl mtrl,knitted/crocheted	13	2.314	166	6.172
6113001000	Diver wetsuit,made up of knitt/cochet,fabrics of heading 5903, 5906/5907	0	347	0	12.377
6113002000	Protectve/safety garmnt fr worker,made-up of knitt/cochet,head 5903;5906;5907	434	3.411	4.465	17.044
6113009000	Oth garment,made up of knitt/crochetfabrics of heading 5903,5906/5907	229	229	545	545
6114200000	Oth garments, knitted/crocheted ofcotton	408	230.121	22.312	1.315.072
6114300000	Oth garments, knitted/crocheted ofof man-made fibres	107	1.991	5.452	67.757
6114900000	Oth garments, knitted/crocheted ofof oth textile materials	125.589	216.804	749.808	1.746.920
6115100000	Panty hose & tights of graduatedcompression hosiery	1	123	74	3.598
6115210000	Panty hose & tights of synthetic fibres,single yarn<67 decitex, elastic/rubber	20	4.693	735	20.021
6115220000	Panty hose & tights of synthetic fibres,single yarn<67/>67 decitex,	7.002	7.027	23.084	24.151
6115291000	Stockings,socks,sockettes of cottonsingle yarn<67 decitex, elastic/rubber	0	1.050	0	2.936
6115299000	Panty hose & tights of oth than cottonelasticated/rubberised	911	11.907	8.003	35.244
6115301000	Women's full-length,knee-length hosieryof cotton, single yarn < 67 decitex	7	10.055	70	24.054
6115309000	Women's full-length,knee-length hosieryof oth than cotton, single yarn<67 dtex	734	853	6.095	8.861
6115940000	Oth stockings,socks, of wool/fineanimal hair,single yarn < 67 decitex	39	221	1.699	7.862
6115950000	Oth stockings,socks, of cotton,single yarn < 67 decitex	20.416	67.991	52.973	456.366
6115960000	Oth stockings,socks,sockettes ofsynthetic fibres,single yarn < 67 dtex	63.842	162.474	144.055	508.405
6115990000	Oth stockings,socks,sockettes of othtextile materials, single yarn<67 dtex	0	1.272	0	9.556
6116100000	Gloves,mittens, mitts, knitted,croch.impregn., coated/covered plastics/rubber	3.582	15.932	13.739	185.211
6116910000	Gloves,mittens,of wool/fine animal hairknit. not impregn.coat.plastics/rubbers	1.349	1.788	69.927	100.635
6116920000	Gloves,mittens,of cotton knitted,croch.not impregnated coated plastics/rubbers	30.217	32.022	40.284	47.089
6116939000	Gloves,mittens,of oth th synthetic fibrsknit.not impregn.coat.plastics/rubbers	10.363	20.791	25.673	65.105
6116990000	Gloves,mittens,of oth textile materialsknit.not impregn.coat.plastics/rubbers	2	1.947	178	5.966
6117101000	Shawls, scarves, mufflers, mantillas,& the like of cotton	969	7.618	4.985	55.245
6117109000	Shawls, scarves, mufflers, mantillas,& the like of oth textile materials	226	15.908	5.785	308.415
6117801100	Ties, bow ties & cravats of wool/fineanimal hair	1.025	4.453	21.931	89.513
6117801900	Ties, bow ties & cravats of oth thanwool/fine animal hair	3.104	3.968	112.451	120.638
6117809000	Oth access of oth than wool/fineanimal hair	25.029	136.862	590.309	2.753.930
6117900000	Oth parts of garment	56.155	196.891	547.342	1.196.080
6201110000	Men/boys'overcoats,raincoats,car-coats,cloaks of wool/fine animal hair	156	58.772	1.108	93.554
6201120000	Men/boys'overcoats,raincoats,car-coats,cloaks of cotton	152	431	1.831	17.808
6201130000	Men/boys'overcoats,raincoats,car-coats,cloaks of man-made fibres	616	2.597	2.834	20.250
6201190010	Men/boys'overcoats,raincoats,car-coatscapes,cloaks of silk	0	2.474	0	26.805
6201190020	Men/boys'overcoats,raincoats,car-coatscapes,cloaks of ramie	22	24	20	170
6201190090	Men/boys'overcoats,raincoats,car-coats,cloaks of oth man-made fibres	0	681	0	7.528
6201910000	Men/boys' anorak, wind-cheaters/jacketsof wool/fine animal hair	0	73	0	2.326
6201920000	Men/boys' anorak, wind-cheaters/jacketsof cotton	691	15.263	3.673	63.772
6201930010	Men/boys' anorak, wind-cheaters/jacketsof batik	9	1.790	72	44.050
6201930090	Men/boys' anorak, wind-cheaters/jacketsof oth man-made fibres	110	4.506	6.233	100.402
6201990090	Men/boys' anorak, wind-cheaters/jacketsof oth textile materials	12	122	612	6.222
6202110000	Women/girls'overcoats,raincoats, car-coats, capes of wool/fine animal hair	5	87	112	6.862
6202120000	Women/girls'overcoats,raincoats, car-coats, capes of cotton	60	8.702	381	94.356
6202130090	Women/girls'overcoats,raincoats, car-coats, capes of oth man-made fibres	76	2.523	5.023	52.690
6202190010	Women/girls'overcoats,raincoats, car-coats, capes of silk	173	179	140	538
6202190090	Women/girls'overcoats,raincoats, car-coats, capes of oth textile materials	18	233	58	17.508
6202910000	Women/girls'anorak,wind-cheater/jacketsof wool/fine animal hair	0	7	0	2.180
6202920000	Women/girls'anorak,wind-cheater/jacketsof cotton	251	1.876	10.858	65.932
6202930090	Women/girls'anorak,wind-cheater/jacketsof oth man-made fibres	414	3.938	1.362	38.642
6202990090	Oth famale wear,of oth textl matr,oth than silk & ramie	4.697	7.127	11.648	42.228
6203110000	Men/boys'suits of wool/fine animalhair	35	592	13.285	85.576
6203120000	Men/boys' suits of synthetic fibres	0	98	0	8.937
6203191000	Men/boys' suits of cotton	16	831	4.272	15.008
6203199090	Male's suits, of oth textl matr,oth thn silk&ramie,oth thn cotton	519	891	6.077	7.525
6203220000	Men/boys' ensembles of cotton	209	1.441	367	7.638
6203230000	Men/boys' ensembles of synthetic fibres	0	961	0	1.600
6203290090	Male's ensembles, of oth textl matr,oth than silk & ramie	0	892	0	8.017
6203310000	Men/boys' jackets & blazers of woolor fine animal hair	436	3.639	25.673	176.255
6203320000	Men/boys' jackets & blazers of cotton	41.365	191.768	119.613	536.310
6203330000	Men/boys' jackets & blazers of syntheticfibres	1.891	11.303	10.059	138.833
6203390010	Male jact&blazr, of oth textl matr,of silk	4	215	25	4.894
6203390090	Male jact&blazr, of oth textl matr,oth than silk & ramie	229	5.288	12.182	148.252
6203410000	Trous,bib&brace overll,breech&short,of wool/fine animal hair,male wear	167	2.538	10.388	124.591
6203421000	Men/boys' bib & brace overalls ofcotton	864	9.052	17.965	115.706
6203429000	Men/boys' trousers of cotton	433.814	855.323	868.954	3.032.217
6203430000	Trous,bib&brace overll,breech&short,of synthtc fibres,male wear	5.568	34.716	54.650	606.618
6203490010	Trous,bib&brace overll,breech&short,of oth txtl mtrl,of silk, for mens/boys	7	110	72	3.487
6203490020	Trous,bib&brace overll,breech&short,of oth txtl mtrl,of ramie, for mens/boys	0	1.223	0	15.188
6203490090	Trous,bib&brace overll,breech&short,of oth txtl mtrl,oth thn rami&silk,for m	10.969	20.307	51.830	171.537
6204110000	Women/girls' suits of wool/fineanimal hair	7	1.874	540	15.292

I.3. IMPOR MENURUT KOMODITI / IMPORT BY HS COMMODITY
***** MEI / MAY 2009 *****

HS	Uraian Komoditi Commodity Description	Berat Bersih / Net Weight (Kg)		Nilai / Value C.I.F (US\$)	
		Bulan ini Current Month	Kumulatif Cum.Jan. to date	Bulan ini Current Month	Kumulatif Cum.Jan. to date
6204120000	Women/girls' suits of cotton	458	1.281	2.604	17.866
6204130000	Women/girls' suits of synthetic fibres	291	310	965	1.339
6204190010	Female suit, of oth textl mtrtl, oth thnswimwear, of silk	20	47	1.653	2.902
6204190020	Female suit, of oth textl mtrtl, oth thnswimwear, of ramie	0	6	0	55
6204190090	Female suit, of oth textl mtrtl, oth thnswimwear, oth than silk & ramie	134	2.435	1.069	44.534
6204210000	Women/girls' ensembles of wool/fine animal hair	0	90	0	445
6204220000	Women/girls' ensembles of cotton	3.268	5.861	11.960	19.095
6204230000	Women/girls' ensembles of synthetic fibres	0	2.643	0	7.492
6204290090	Female ensembl, of oth textl mtrtl, oth thn swimwear, of silk&ramie	0	1.237	0	16.867
6204310000	Women/girls' jackets & blazers of wool/fine animal hair	4	386	495	35.143
6204320000	Women/girls' jackets & blazers of cotton	5.760	43.210	42.650	294.986
6204330000	Women/girls' jackets & blazers of synthetic fibres	1.176	8.618	17.094	143.881
6204390010	Female jact&blazr, of oth txtl mtrtl, oth thn swimwear, of silk	75	360	4.198	19.587
6204390090	Female jact&blazr, of oth txtl mtrtl, oth thn swimwear, of silk&ramie	463	3.861	22.074	217.451
6204410000	Dresses of wool/fine animal hair not knitted/crocheted	2	78	33	6.304
6204420000	Dresses of cotton	68.036	139.405	228.642	995.537
6204430000	Dresses of synthetic fibres	20.312	55.452	90.280	394.715
6204440000	Dresses of artificial fibres	611	19.891	41.227	298.391
6204490010	Female dresses, of oth textl mtrtl, oth thn swimwear, of silk	858	6.191	65.961	381.157
6204490090	Female dresses, of oth textl mtrtl, oth thn swimwear, of silk&ramie	927	6.467	40.228	286.495
6204510000	Skirts & divided skirts of wool/fine animal hair	16	277	416	12.425
6204520000	Skirts & divided skirts of cotton	39.904	112.597	106.414	536.517
6204530000	Skirts & divided skirts of synthetic fibres	11.330	25.440	32.410	202.755
6204590010	Feml skirt&dvde skrt, oth txtl mtrtl, oth thn swimwear, of silk	111	557	6.335	41.111
6204590090	Feml skirt&dvde skrt, oth txtl mtrtl, oth thn swimwear, of silk&ramie	1.767	13.781	35.639	241.185
6204610000	Women/girls' trousers, bib&brace overall breeche, short of wool/fine animal hair	58	501	7.128	45.126
6204620000	Women/girls' trousers, bib&brace overall breeches, shorts of cotton	531.711	1.161.774	943.222	3.359.091
6204630010	Women/girls' trousers, bib&brace overall breeches, shorts of batik	0	43	0	3.703
6204630091	Women/girls' flyers coveralls	6	82	35	386
6204630099	Oth women/girls' flyers coveralls	42.694	93.087	102.212	498.782
6204690010	Trousrs, bib&brace overll, breech&short, of oth txtl mtrtl, of silk, for womens/gir	78	499	5.454	32.094
6204690020	Trousrs, bib&brace overll, breech&short, of oth txtl mtrtl, of ramie, for womens/gi	0	190	0	6.964
6204690090	Trousrs, bib&brace overll, breech&short, of oth txtl mtrtl, oth thn silk&rami, wmn	10.376	91.479	70.044	608.545
6205200000	Men/boys' shirts of cotton	70.479	161.392	402.665	2.020.047
6205300000	Men/boys' shirts of man-made fibres	20.386	23.491	47.489	99.845
6205900010	Male's shirts, of oth textl mtrtl, of silk	2.559	2.665	4.320	6.815
6205900020	Male's shirts, of oth textl mtrtl, of ramie	0	27	0	558
6205900090	Male's shirts, of oth textl mtrtl, oth thn silk&ramie	14.764	21.987	256.880	359.146
6206100000	Women/girls' blouses, shirts & shirts-blouses of silk/silk waste	1.267	11.438	73.213	337.131
6206200000	Women/girls' blouses, shirts & shirts-blouses of wool/fine animal hair	8.974	14.128	53.574	219.095
6206300000	Women/girls' blouses, shirts & shirts-blouses of cotton	192.611	484.257	574.263	2.466.777
6206400000	Women/girls' blouses, shirts & shirts-blouses of man-made fibres	68.801	194.373	224.345	831.649
6206900010	Female's wear, of oth textl mtrtl, of silk	510	1.582	32.725	99.902
6206900020	Female's wear, of oth textl mtrtl, of ramie	0	5	0	483
6206900090	Female's wear, of oth textl mtrtl, oth thn silk&ramie	3.173	59.649	62.348	456.902
6207110000	Men/boys' underpants & briefs of cotton	966	2.230	13.918	33.028
6207190000	Men/boys' underpants & briefs of oth textile materials	6	212	20	3.858
6207210000	Men/boys' nightshirts & pyjamas of cotton	0	3.994	0	7.819
6207220000	Men/boys' nightshirts & pyjamas of man-made fibres	5.218	5.272	10.603	12.497
6207290090	Male night shirt&pyjam, f oth txtl mtrtl, oth thn silk&ramie	14	228	361	2.798
6207910000	Oth male wear, of cotton	2.303	2.375	9.215	11.419
6207990000	Oth male wear, of oth textl mtrtl	1	94	155	1.804
6208110000	Women/girls' slips & petticoats of man-made fibres	2.097	2.493	26.884	32.103
6208190010	Female slip&petticoat, of oth textlmtrtl, of silk	0	4	0	645
6208190090	Female slip&petticoat, of oth textlmtrtl, oth thn silk&rami	92	1.239	2.957	25.925
6208210000	Women/girls' nightdresses & pyjamas of cotton	56.869	213.236	129.684	404.478
6208220000	Women/girls' nightdresses & pyjamas of man-made fibres	11.200	64.577	22.369	133.760
6208290090	Female nightdress&pyjam, of oth textlmtrtl, oth thn silk&rami	28	1.710	191	33.427
6208911000	Panties of cotton	0	2.903	0	6.239
6208919000	Women/girls' singlets of cotton	1.258	8.490	29.321	147.387
6208920000	Female wear of man-made fibres	382	27.900	2.774	101.806
6208999000	Female wear of oth textl mtrtl, oth thn wool/fine animal hair	1	658	6	19.619
6209202000	Babies' t-shirts, shirts, pyjamas, napkins (diapers), & similar articles of cotton	2.897	7.434	12.781	84.461
6209209010	Babie garmnt&cloth accessri, of cotton, oth wear, suit, pant&similr articl	757	2.479	18.550	53.006
6209209090	Babie garmnt&cloth accessri, of cotton, oth wear, oth thn suit, pant&similr articl	1.469	9.637	36.602	167.526
6209301000	Babies' suits, pants & similar articles of synthetic fibres	5.828	9.394	46.576	82.029
6209302000	Babies' t-shirts, shirts, pyjama, napkins & similar articles of synthetic fibres	268	799	3.494	12.702
6209303000	Babies clothing access of synthetic fibres	103	926	336	20.697
6209900000	Babies garment&clothing accessories, of oth textile materials	169	5.092	3.337	58.779
6210101000	Garmnt, made up of fabrc of head 5602or 5603, protective works garments	2.764	4.102	22.293	36.627
6210109000	Garmnt, made up of fabrc of head 5602or 5603, oth thn protective work garmnt	55	171	1.634	8.002
6210201000	Oth garmnt of subhead 620111-620119, protective works garments	2.496	2.742	7.248	11.711
6210209000	Oth garmnt of subhead 620111-620119, oth thn protective work garmnt	13.696	15.390	24.913	27.675
6210301000	Oth garmnt of subhead 620211-620219, protective works garments	0	23	0	261

I.3. IMPOR MENURUT KOMODITI / IMPORT BY HS COMMODITY
***** MEI / MAY 2009 *****

HS	Uraian Komoditi Commodity Description	Berat Bersih / Net Weight (Kg)		Nilai / Value C.I.F (US\$)	
		Bulan ini	Kumulatif	Bulan ini	Kumulatif
		Current Month	Cum.Jan. to date	Current Month	Cum.Jan. to date
6210309000	Oth garmnt of subhead 620211-620219,oth thn protective work garmnt	91	1.684	1.395	32.765
6210400000	Oth male garmnt,made up of fabrc ofhead 5602;5603;5903;5906;5907	398	10.259	5.253	86.856
6210500000	Oth female garmnt,made up of fabrc ofhead 5602;5603;5903;5906;5907	263	1.147	3.641	30.632
6211110090	Men/boys' swimwear of oth than batik	474	5.895	17.494	177.657
6211120010	Women/girls' swimwear of batik	8	33	273	1.192
6211120090	Women/girls' swimwear of oth than batik	230	3.207	1.500	52.853
6211200000	Garments ski suits	1	1	1	1
6211320000	Men/boys' track suits of cotton	4	56.579	771	83.053
6211330000	Oth garments, mens/boys,of man-made fibres	260	2.177	13.514	41.385
6211390000	Oth garments, mens/boys,of oth textile materials	6.713	6.940	31.296	42.538
6211410000	Oth garments, women/girls'of woolor fine animal hair	0	12	0	115
6211420000	Oth garments, womens/girls,of cotton	10.102	15.489	44.377	122.557
6211431000	Women/girls' surgical gowns of man-made fibres	0	22	0	350
6211439000	Oth garmnt,males,of man-made fibres,oth than surgical gowns	22.279	75.821	37.390	146.784
6211490000	Oth garmnt,males,of oth textilesmaterials	49	719	2.597	31.801
6212101000	Brassieres of cotton	7.810	69.082	25.916	687.729
6212109000	Brassieres of oth textile materials	199.561	899.104	446.121	3.217.228
6212201000	Girdles & panty-girdles of cotton	0	1.910	0	9.072
6212209000	Girdles & panty-girdles of oth textilematerials	1.722	11.351	4.911	131.169
6212301000	Corselettes of cotton	9	483	5	7.589
6212309000	Corselettes of oth textile materials	0	451	0	24.142
6212901000	Suspenders, garters of cotton	48	6.711	179	103.144
6212909000	Suspenders, garters of oth textilematerials	44.584	171.790	885.737	2.897.719
6213200010	Handkerchiefs, of cottonbatik	0	22	0	739
6213200090	Handkerchiefs, of cottonoth than batik	29.387	47.212	68.442	126.717
6213900011	Handkerchiefs of oth textile materials,of silk, batik	0	1	0	24
6213900019	Handkerchiefs of oth textile materials,of silk, oth thn batik	0	2	0	440
6213900099	Handkerchiefs of oth textile materials,oth thn of silk&batik	2	2	61	61
6214100090	Shawls, scarves, mufflers, mantillas,veils'not batik of silk/silk waste	79	3.014	12.534	110.058
6214200000	Shawl,scarve,muffler,mantilla,veils &the like, of wool/fine animals hair	3.079	3.188	13.611	19.995
6214300090	Shawls, scarves, mufflers, mantillas,veils' not batik of synthetic fibres	6.910	8.563	23.152	34.819
6214400090	Shawls, scarves, mufflers, mantillas,veils' not batik of artificial fibres	161	2.447	10.261	39.659
6214900010	Shawls, scarves, mufflers, mantillas,veils' batik of textile materials	44	252	2.805	4.293
6214900090	Shawls, scarves, mufflers, mantillas,veils'not batik of oth textile materials	913	2.907	24.164	93.335
6215100010	Ties, bow ties & cravats' batik of silkor silk waste	16	16	15	15
6215100090	Ties, bow ties & cravats' not batik of silk/silk waste	1.593	7.601	57.567	187.832
6215200090	Ties, bow ties & cravats' not batik ofman-made fibres	3.146	23.128	21.185	81.937
6215900010	Ties, bow ties & cravats of othtextiles materials, batik	3	6	1.495	2.362
6215900090	Ties, bow ties & cravats of othtextiles materials, oth thn batik	18	469	3.928	10.495
6216001000	Protective work gloves, mittens & mitts	7.662	13.977	26.896	80.768
6216009200	Oth gloves, mittens of cotton, oth thansubheading 6216.00.10	7	8.902	1.042	43.855
6216009900	Oth gloves, mittens of oth textilematerials	27	13.716	149	92.149
6217100000	Accessories of clothing access oth thanof heading 62.12	27.815	197.094	275.229	2.066.412
6217900000	Parts of clothing access oth thanof heading 62.12	45.133	283.571	819.868	5.270.161
6301100000	Electric blankets	0	397	0	6.871
6301200000	Blankets not electric and travellingrugs, of wool/fine animal hair	0	8	0	6
6301300000	Blankets not electric and travellingrugs, of cotton	163	12.490	3.207	79.708
6301400010	Blank(oth thn elctrc blankt)&travlngrug,of synthtc fibr,of nonwoven fabrc	0	1.267	0	15.600
6301400090	Blank(oth thn elctrc blankt)&travlngrug,of synthtc fibr,oth nonwoven fabrc	37.544	136.706	117.795	372.530
6301900010	Oth blankets&travelling rugs,of nonwoven fabrics	59	2.054	1.990	18.076
6301900090	Oth blankets&travelling rugs,oth thn nonwoven fabrics	579	2.543	2.972	24.325
6302100000	Bed linen, knitted/crocheted	60	1.533	1.140	11.033
6302210000	Bed linen, printed of cotton	1.802	14.989	21.764	218.729
6302229000	Bed linen, printed of man-made fibresof woven fabrics	16	111	295	1.994
6302290000	Bed linen, printed of oth textilematerials	0	4	0	32
6302310000	Oth bed linen of cotton	13.416	36.241	87.165	315.422
6302321000	Oth bed linen of man-made fabricsof nonwoven fabrics	1	1	20	20
6302329000	Oth bed linen of man-made fabricsof woven fabrics	26.410	56.367	25.317	66.155
6302390000	Oth bed linen of oth textile materials	19	1.301	97	12.492
6302400000	Table linen, knitted/crocheted	130	134	148	220
6302510010	Oth table linen's batik of cotton	0	102	0	431
6302510090	Oth table linen's not batik of cotton	1.127	25.926	1.805	144.235
6302530090	Oth table linen,of man-made fibresoth than batik	1.646	1.646	2.276	2.276
6302590010	Oth table linen batik of oth textilematerials	0	22	0	362
6302590090	Oth table linen not batik of oth txtlmaterials	183	852	1.046	3.712
6302600010	Toilet,kitchen linen,of terry towelling/similar terry fabrics batik, of cotton	29	29	528	528
6302600090	Toilet,kitchen linen,of terry towelling/similar terry, not batik, of cotton	132.206	580.661	221.133	907.606
6302910090	Oth bed linen not batik of cotton	170.847	783.245	395.158	1.318.292
6302930090	Oth linen, of man-made fibres,oth thn batik	362	7.093	2.734	30.655
6302990000	Oth linen, of oth textile materials	1.901	14.343	13.876	70.755
6303120000	Curtain, blinds, valances, knitted/crocheted of synthetic fibres	0	983	0	4.066
6303191000	Curtain, knitted/crocheted,of othtextiles materials,of cotton	0	153	0	1.021
6303199000	Curtain, knitted/crocheted,of othtextiles materials,oth thn cotton	5.307	37.173	22.289	132.390
6303920000	Curtain not knitted/crochetedof synthetic fibres	42.439	105.361	85.464	186.792

I.3. IMPOR MENURUT KOMODITI / IMPORT BY HS COMMODITY
***** MEI / MAY 2009 *****

HS	Uraian Komoditi Commodity Description	Berat Bersih / Net Weight (Kg)		Nilai / Value C.I.F (US\$)	
		Bulan ini Current Month	Kumulatif Cum.Jan. to date	Bulan ini Current Month	Kumulatif Cum.Jan. to date
6303990000	Curtain not knitted/crocheted of oth textile materials	1.621	1.818	5.916	6.481
6304110000	Bedspreads, knitted/crocheted	0	4.861	0	19.064
6304191090	Oth furnshng artcl,bedsprd,of cotton,oth thn knitt/crochett,oth thn batik	17.780	43.755	142.777	362.875
6304199090	Oth furnshng artcl,bedsprd,oth thn cttnonwvn knitt/crochett,oth thn batik	0	737	0	5.778
6304911000	Oth furnshng artcl,oth thn bedsprd,kntt/crocheted, mosquito nets	7.021	453.024	39.484	2.945.104
6304919000	Oth furnshng artcl,oth thn bedsprd,kntt/crocheted, oth thn mosquito nets	1.688	3.389	12.000	24.078
6304920000	Oth furnshng artcl,oth thn bedsprd,notknitt/crochet,of cotton	48	5.291	952	48.138
6304930000	Oth furnshng artcl,oth thn bedsprd,notknitt/crochet,of synthtc fibres	2.398	35.228	12.251	56.918
6304990000	Oth furnshng artcl,oth thn bedsprd,notknitt/crochet,of oth txtl mtrl	0	7.122	0	26.530
6305101100	Sack&bag,oth bast fibr head 5303,new,of jute	700.714	2.824.639	524.221	2.795.879
6305101900	Sack&bag,oth bast fibr head 5303,new,oth thn jute	40	2.838	50	18.781
6305102100	Sack&bag,oth bast fibr head 5303,used,of jute	108.540	479.790	13.608	60.102
6305102900	Sack&bag,oth bast fibr head 5303,used,oth thn jute	250	272	902	1.289
6305200000	Sacks and bags, of cotton	20.105	27.616	132.260	257.504
6305321000	Flexible intermediate bulk containersof nonwovens	0	29	0	836
6305322000	Flexible intermediate bulk containersknitted/crocheted	1	1	1	1
6305329000	Flexible intermediate bulk containersnot knitted/crocheted	14.700	27.946	24.000	56.294
6305331000	Sack,bag of polyethylene/polypropylenestrip knitted/crocheted	883	20.711	5.176	33.841
6305332000	Sacks, bags of woven fabrics of stripor the like	3.439	3.618	1.516	2.140
6305339000	Sack,bag of polyethylene/polypropylenestrip not knitted/crocheted	129	17.037	632	37.644
6305391000	Oth sacks, bags of nonwovensof polyethylene/polypropilene	0	5.124	0	25.214
6305392000	Oth sacks, bags of knitted/crochetedof polyethylene/polypropilene	288	288	11.205	11.205
6305399000	Oth sacks,bags of not knitted/crochetedof polyethylene/polypropilene	0	157	0	4.947
6305909000	Oth sacks, bags	0	9.547	0	14.214
6306120000	Tarpaulins, awnings & sunblindsOf synthetic fibres	14.597	176.983	24.828	273.665
6306191000	Tarpaulins, awnings & sunblinds of hempof heading 53.04/coconut head. 53.05	0	140	0	140
6306199000	Tarpaulins, awnings & sunblinds of oth textile materials :	7.325	13.257	11.327	16.011
6306220000	Tents of synthetic fibres	0	5.265	0	12.993
6306299000	Tents of oth textiles materialsoth than cotton	0	2	0	6
6306300000	Sails	0	743	0	6.314
6306401000	Pneumatic mattresses of cotton	0	22	0	17
6306409000	Pneumatic mattresses oth than cotton	7.959	15.555	30.717	59.067
6306999000	Oth camping goods of oth textilematerials, wovens	483	686	11.246	11.650
6307101000	Floor-cloths,dish-cloths,dusters, cleaning cloths of nonwovens	6.293	16.842	42.033	203.003
6307102000	Floor-cloths,dish-cloths,dusters, cleaning cloths of felts	23	1.067	102	6.034
6307109000	Floor-cloths,dish-cloths,dusters, cleaning cloths of not felts, woven	38.273	123.811	183.376	578.084
6307200000	Life-jackets and life-belts	1.786	8.283	15.102	76.048
6307903000	Umbrella covers in pre-cut triangularform	2.525	31.186	49.926	383.094
6307906000	Life harnesses	794	5.667	16.563	61.865
6307909000	Oth made up articles	32.512	153.122	313.238	1.466.281
6308000000	Sets consisting of woven fabric&yarn	25	2.150	452	23.891
6309000000	Worn clothing & oth worn articles.	0	7.426	0	3.597
6310101000	Used/new rags, sorted	1	72	60	878
6310109000	Scrap twine, cordage, rope and cables worn out articles of those, sorted	0	32.953	0	3.973
6310901000	Used/new rags, unsorted	0	622	0	320
6310909000	Scrap twine, cordage, rope and cables worn out articles of those, unsorted	5	20.363	113	90.956
6401100000	Waterproof footwear incorp. protectivemetal toe-cap with outer soles, rubbers	7.910	33.720	35.544	130.297
6401920000	Waterproof footwear, covering the anklebut not cover the knee,with outer soles	1.710	8.115	8.000	25.513
6401990000	Oth waterproof footwear with outer soleplastic by stiching, riveting, nailing	100.407	315.268	178.559	514.783
6402120000	Ski-boots, cross-country ski footwear & snowboard boot with outer soles,rubber	0	1	0	1
6402190000	Sports footwear with outer soles,rubber or plastics	256.755	776.087	1.258.942	5.988.960
6402200000	Footwear with upper straps/thongs assembled to the sole by means of plugs	352	12.275	5.891	71.739
6402911000	Oth footwear covering the ankle,diving boots	0	303	0	1.890
6402919000	Oth footwear covering the ankle,oth than diving boots	6.306	42.428	24.845	237.509
6402990000	Footwear not covering the ankle withouter soles, rubbers, plastics	921.639	3.374.803	1.800.983	6.996.949
6403120000	Ski-boots, cross-country ski footwear & snowboard boot, outer soles,leathers	0	63	0	4.366
6403191000	Sports footwear fitted with studs, bar& the like,foot ball,running,golf shoes	1.157	6.278	23.984	180.865
6403199000	Sports footwear not fitted with studs,bar & the like	24.538	115.593	425.576	2.411.989
6403200000	Footwear,outer soles of leather, uppers of leather straps accros,instep big toe	63	1.059	4.969	23.432
6403400000	Footwear,incorp. a protective metal toecap base/platform of wood	26.796	64.584	261.661	480.056
6403510000	Oth footwear with outer sole of leathercovering the ankle	8	304	610	16.199
6403590000	Oth footwear with outer sole of leatheroth thn covering the ankle	1.848	22.407	46.710	260.899
6403910000	Oth footwear covering the ankle	580	10.183	23.187	91.319
6403990000	Oth footwear oth thn covering the ankle	26.526	153.709	314.081	2.207.823
6404111000	Footwear with outer sole f rubbr/plasticsprt footwr fitt w spik, cleat/the like	0	949	0	12.140
6404119000	Footwear with outer sole f rubbr/plasticsprt footwr fitt w/o spik, cleat/th like	71.407	250.569	559.998	2.617.946
6404190000	Sports footwear for oth purposedwith outer incl. textile materials	127.619	414.192	837.451	3.227.733
6404200000	Footwear with outer soles of leather/composition leather	58	20.526	1.183	109.735
6405100000	Oth footwear, with uppers of leather/composition leather	3.321	36.193	78.526	849.180
6405200000	Oth footwear,with uppers of oth textilematerials	273	9.753	10.960	149.205
6405900000	Oth footwear	109.935	531.812	442.613	1.970.810
6406101000	Uppers & parts thereof, oth than stiffeners of metal	2.161	186.258	23.799	892.653
6406109000	Uppers & parts thereof, oth than stiffeners of oth than metal	75.431	477.999	443.630	2.546.824
6406200000	Parts of footwear with outer soles &heels, of rubber/plastics	974.295	3.264.161	3.723.983	12.807.841

I.3. IMPOR MENURUT KOMODITI / IMPORT BY HS COMMODITY
***** MEI / MAY 2009 *****

HS	Uraian Komoditi Commodity Description	Berat Bersih / Net Weight (Kg)		Nilai / Value C.I.F (US\$)	
		Bulan ini Current Month	Kumulatif Cum.Jan. to date	Bulan ini Current Month	Kumulatif Cum.Jan. to date
6406910000	Parts of footwear of wood	1.701	6.718	13.473	63.912
6406991100	Oth part of footwear of oth materials of iron/steel	40.519	149.319	322.503	1.499.507
6406991200	Oth part of footwear of oth materials of copper	27	4.487	554	121.862
6406991900	Oth part of footwear of oth materials of iron/steel, copper	272	25.431	1.682	29.512
6406992100	Oth part of footwear of oth materials of rubber/plastic in-soles	11.129	53.975	34.102	366.626
6406992900	Oth part of footwear of oth materials of rubber/plastic out-soles	13.295	62.525	98.795	445.275
6406999000	Oth parts of footwear	132.845	699.467	598.515	4.427.445
6501000000	Hat-forms, bodies, hood of felt, not block shape, not brims, plateaux, manchons	1.891	3.628	135.029	156.487
6504000000	Hats, oth headgear/plaited, by assembling strips of any material, trimmed/not	1.056	8.501	3.873	33.852
6505100000	Hat&oth headgear, knitt/crochet, hair-nets	8.845	25.401	90.055	304.879
6505900000	Hat&oth headgear, knitt/crochet, oth than hair-nets	8.356	42.811	125.790	477.831
6506101000	Protective helmets for motorcyclists whether/not lined/trimmed	30.364	190.481	97.635	576.695
6506102000	Industrial safety helmets, oth than steel helmets whether/not lined	7.061	38.170	43.685	204.540
6506103000	Steel helmets	0	478	0	5.910
6506109000	Oth safety headgear	5.945	50.376	52.027	379.563
6506910000	Oth headgear of rubber/of plastics	9.582	54.601	44.986	119.851
6506991000	Nonwoven disposable headgear of oth materials	1	1	18	18
6506999000	Nonwoven oth than disposable headgear of oth materials	3.387	7.067	40.124	126.251
6507000000	Head-band, lining, cover, hat foundation, hat frame, peak&chin strap, for head-gear	10.084	85.945	55.096	522.072
6601100000	Garden/similar umbrellas	2.224	68.168	5.290	122.993
6601910000	Umbrellas having a telescopic shaft	21.692	106.582	29.524	122.116
6601990000	Umbrellas not having a telescopic shaft	104.909	620.998	112.593	684.948
6602000000	Walking-sticks, seat-sticks, whips, riding crops & the like.	0	4.566	0	52.547
6603200000	Umbrella frames, including frames mounted on shafts (sticks)	34.411	267.119	27.937	268.590
6603901000	Parts for articles of heading 66.01	906	50.540	907	44.712
6603902000	Parts for articles of heading 66.02	1.767	4.021	26.378	42.194
6701000000	Skin&oth part f bird w their feathr/down, feathr/down, feathr, part of feathers	10.321	40.781	22.984	130.301
6702100000	Artificial flower, foliage, fruit, parts of plastics	39.771	115.219	95.533	306.701
6702900000	Artificial flower, foliage, fruit, parts of oth materials	63.843	124.211	112.350	284.238
6703000000	Human hair, dressed, thinned, bleached, othwise worked for wigs/the like	793	11.125	6.959	536.804
6704110000	Complete wigs of synthetic materials	2.761	6.236	7.344	101.573
6704190000	False beards, eyebrows, eyelashes, switches of synthetic materials	288	16.715	1.133	108.249
6704200000	Wigs, false beards, eyebrows, eyelashes, of human hair	6	585	175	5.095
6704900000	Wigs, false beards, eyebrows, eyelashes, of oth materials	811	9.174	3.794	27.444
6801000000	Setts, curbstones & flagstones, of natural stone (except slate)	93.051	730.618	23.099	187.539
6802100000	Tiles, cubes, similar articles, square < 7 cm, art. colored, chipping & powder	38	95	76	1.040
6802210000	Marble, travertine & alabaster, simply cut/sawn a flat/even surface	892.419	4.710.668	272.966	2.082.073
6802230010	Oth monumental/building stone&artcl thereof, granite polished slabs	1.071.757	5.185.426	324.172	1.507.477
6802230090	Oth monumental/building stone&artcl thereof, granite oth than polished slabs	18.174	134.875	65.057	199.215
6802290000	Monumental/building stone, simply cut/sawn a flat/even surface	47.445	116.733	14.198	26.192
6802910000	Marble, travertine & alabaster, further worked	130.755	537.818	41.953	212.787
6802920000	Calcareous stone, further worked	0	898	0	2.784
6802930000	Granite further worked	162.391	871.914	56.457	232.534
6802990000	Monumental/building stone, further worked	12.983	94.574	44.719	109.934
6803000010	Slate(work&article/of agglomerat)slabs/roofing slates	0	94	0	753
6803000090	Slate(work&article/of agglomerat)oth thn slabs/roofing slates	41.464	121.935	8.919	38.148
6804100000	Millstones & grindstones for milling, grinding/pulping	730.579	2.031.305	606.221	2.669.104
6804210000	Millstones, grindstones, grinding of agglomerated synthetic/natural diamond	75.623	357.725	138.161	761.451
6804220000	Oth millstone, grindstone, grinding wheel&the like of oth agglomerat abrasv/ceramc	306.067	2.099.678	538.616	3.885.252
6804230000	Oth millstone, grindstone, grinding wheel&the like of natural stone	100.282	566.494	122.373	611.759
6804300000	Hand sharpening/polishing stones	378.786	1.725.822	277.184	1.517.935
6805100000	Natural, art. abrasive powder, grain on a base of woven textile fabric only	24.574	241.977	103.525	909.300
6805201000	Polishing discs on base of paper/paperboard only	6.042	30.290	35.417	171.906
6805209000	Oth natural abrasive on base of paper or paperboard only	216.589	719.300	343.856	1.438.112
6805300010	Abrasive powder/grain, natural/artificial, base of oth materl, polishing discs	26.070	95.883	86.202	308.204
6805300090	Abrasive powder/grain, natural/artificial, base of oth materl, oth thn polish disc	47.080	249.361	194.495	894.317
6806100000	Slag wool, rock wool & similar mineral wools, in bulk, sheets/rolls	616.967	2.530.410	678.639	2.774.186
6806200000	Exfoliated vermiculite, expanded clays, foamed slag, similar exp. mineral materials	462	21.332	11.643	60.391
6806900000	Insulating, sound-insulating/sound-absorbing mineral materials	325.889	920.784	376.385	1.851.389
6807100000	Articles of asphalt/of similar material in rolls	157.882	2.005.836	128.503	1.144.073
6807900000	Oth articles asphalt/similar material	174.319	1.206.906	155.001	793.813
6808000000	Panels, boards, tiles, & similar art. of vegetable fibre, aggr with cement etc	44.589	695.099	42.111	739.788
6809110000	Boards, sheets faced, reinforced with paper/board only	566.510	3.557.874	84.188	616.009
6809190000	Board, sheet not faced, reinforced with paper/board only	1.224.861	5.810.313	280.952	1.105.294
6809909000	Articles of plaster/of composition based on plaster oth than dental moulds	101	51.554	103	7.453
6810110000	Tile, flagstone, bricks similar article building blocks & bricks	71.283	405.325	32.152	207.724
6810190000	Tile, flagstone, bricks similar article oth than building block&brick	23.244	153.040	66.253	364.257
6810910090	Prefabricat structrl componnt for build/civil engineer oth thn concr build pile	0	67.259	0	81.636
6810990090	Oth prefabricated structural component	632.799	1.783.768	99.755	403.720
6811400000	Article of cement, cellulose fibr/the like containing asbestos	52.864	814.245	46.003	219.001
6811810000	Article of cement, cellulose fibr/the like not containing asbestos corrugated sheet	0	3	0	12
6811820000	Article of cement, cellulose fibr/the like oth sheet, panel, tile&similar article	80.478	1.496.550	246.833	1.173.723
6811830000	Article of cement, cellulose fibr/the like tubes, pipes and tubes/pipe fittings	74.701	75.962	33.180	43.095
6811890000	Oth article of cement, cellulose fibr/the like	19.259	28.456	70.726	119.026

I.3. IMPOR MENURUT KOMODITI / IMPORT BY HS COMMODITY
***** MEI / MAY 2009 *****

HS	Uraian Komoditi Commodity Description	Berat Bersih / Net Weight (Kg)		Nilai / Value C.I.F (US\$)	
		Bulan ini	Kumulatif	Bulan ini	Kumulatif
		Current Month	Cum.Jan. to date	Current Month	Cum.Jan. to date
6812801000	Cloth&accessori,paper,millboard&felt,fabricated crocidolite fibres	1.778	7.660	4.462	28.859
6812809000	Oth thn cloth&accessori,millboard&felt,paper,fabricated crocidolite fibres	29.578	195.161	56.520	780.668
6812910000	Oth fabricat asbestos fibres;mix with aasbestos,cloth&accessr,footwear&headgear	370	1.493	6.834	21.510
6812920000	Oth fabricat asbestos fibres;mix with aasbestos,paper,millboard&felt	2	33.382	165	196.093
6812930000	Oth fabricat asbestos fibres;mix with aasbstos,compres fbrs joint,in sheet/roll	21.983	113.043	18.058	250.357
6812991000	Oth fabricat asbestos fibres;mix with aasbestos,cloth&accessori,paper,millboard	270	1.031	1.400	11.549
6812999000	Oth fabricat asbestos fibres;mix with aasbestos,oth woven/knitted fabrics	64.697	234.411	70.606	240.883
6813200000	Friction material and articles thereofcontaining asbestos	14.178	52.500	193.309	474.159
6813810000	Friction material&article thereof notcontaining asbestos brake lining&pad	75.371	294.072	712.340	2.419.870
6813890000	Friction material&article thereof notcontainng asbests oth brake lining&pad	66.141	314.296	743.884	3.268.968
6814100010	Worked mica & articles of mica, agglomerated,sheets,strips, simply cut to shape	6.138	36.646	21.026	86.804
6814100090	Oth worked mica & articles of mica,agglomerated, reconstituted	3	20.929	14	115.755
6814900010	Worked mica & articles of mica, in rolls& pieces, simply cut to shape	273	5.390	2.986	71.428
6814900090	Oths worked mica & articles of mica	283	4.922	540	44.583
6815101000	Yarn/thread non-electrical articlesgraphite/carbon	1.406	3.750	7.008	40.701
6815102000	Bricks, paving slabs, floor tiles, etnon electrical articles graphite/carbon	478.142	811.667	219.261	381.187
6815109000	Oth non electrical articles graphiteor carbon	4.963	47.974	37.298	219.200
6815200000	Articles of peat	0	2.413	0	2.212
6815910000	Articles of stone, contents magnesite,dolomite/chromite	36.646	280.877	7.580	64.082
6815990000	Oth articles of stone,oth thn contentmagnesite,dolomite/chromite	2.679	8.135	6.912	27.241
6901000000	Bricks,blocks,tiles & oth ceramic goods of siliceous fossil meals/of similar	4.687	45.770	18.520	84.422
6902100000	Goods of siliceous cont by weight,singly/together mg,ca,cr > 50%	349.837	5.108.056	242.551	5.493.592
6902200000	Goods of siliceous cont by weight,singly/together alumina,silica > 50%	402.850	7.960.788	839.174	9.022.595
6902900000	Goods of siliceous cont by weight, ofoth metals compound	1.937.226	11.559.642	1.604.063	22.639.165
6903100000	Oth refractory ceramic goods cont byweight, graphite/carbon > 50 %	9.582	49.136	27.874	220.026
6903200000	Oth refractory ceramic goods cont byweight, alumina/silica > 50%	21.235	402.944	40.781	1.704.664
6903900000	Oth refractory ceramic goods cont byweight, oth metal compound > 50%	110.474	942.636	401.410	3.361.384
6904100000	Ceramics building bricks	36.943	70.383	10.325	27.677
6904900000	Flooring blocks, support/filler tiles& the like	8	36.508	102	90.521
6905100000	Roofing tiles of ceramic	101.932	155.805	67.119	97.651
6905901000	Lining bricks for ball millslining bricks for ball mills	51.023	68.059	53.977	73.814
6905909000	Chimney-pots,cowls,chimney liners, architectural ornaments & oth ceramic constr	5	22.964	52	25.199
6906000000	Ceramic pipes, conduits, guttering,pipefittings.	3	13.484	82	152.608
6907100000	Tile,cube&similar article,whether/notrectangular,circle <7cm	84.758	90.799	24.274	39.612
6907900000	Oth thn tile,cube&similar article,whether/not rectangular,circle<7cm	5.491.788	23.472.168	1.409.194	5.968.376
6908100000	Oth thn tile,cube&similar article,whether/not rectangular,circle>=7cm	51.573	154.322	14.095	123.193
6908901000	Oth thn tile,cube&similar articl,whethr/not rectangular,circle>=7cm,plain tile	751.082	1.786.329	192.331	457.000
6908909000	Oth tiles	1.897.321	10.292.855	519.319	2.843.268
6909110000	Ceramic wares for laboratory, chemicalor oth technical of porcelain/china	115.454	211.002	122.072	342.771
6909120000	Ceramic wares having a hardness >= 9the mohs scale	100.754	929.301	181.018	1.215.791
6909190000	Oth ceramic wares for laboratory,chemical/oth technical uses	20.411	204.495	41.101	595.960
6909900000	Ceramic trough,tub,used in agricultureceramic pots, jars for packing of goods	290	29.989	18.285	179.730
6910100000	Ceramic sinks, wash basins, wash basinof porcelain/china	569.615	2.224.314	702.822	2.111.008
6910900000	Ceramic sinks, wash basins, wash basinof oth than porcelain/china	286.709	937.095	247.210	790.600
6911100000	Tableware & kitchenware of porcelain/china	1.655.580	7.801.156	664.420	2.997.378
6911900000	Oth household, toilet articles ofporcelain/china	18.345	23.805	41.580	58.934
6912000000	Tableware & kitchenware, oth householdtoilet art, oth than porcelain/china	69.901	204.742	108.257	303.488
6913100000	Statuettes & oth ornamental ceramic art.of porcelain/china	59.989	376.899	29.892	252.364
6913900000	Statuettes & oth ornamental ceramic art.of oth than porcelain/china	20.487	29.736	23.846	61.517
6914100000	Oth ceramic articles of porcelain/china	9.554	37.447	13.611	43.946
6914900000	Oth ceramic articles of oth thanporcelain/china	40.602	64.152	32.512	69.329
7001000000	Cullet & oth waste & scrap of glass;glass in the mass.	2.085.513	9.396.141	113.786	764.965
7002100000	Glass in balls	102.702	280.960	26.267	96.911
7002200000	Glass in rods	104	1.707	3.210	11.825
7002311000	Fused quartz/oth fused silica forvacuum tubes	0	1.628	0	229.597
7002319010	Fused quartz/oth fused silica forenamel glass	3.250	3.522	1.936	5.181
7002319090	Glass in ball,tube of fused quartz/othfuse silica,oth thn boro silict glas tube	2.603	58.030	137.489	233.397
7002321000	Glass having a linear coefficient 0-300celcius for vacuum tubes	0	769	0	98.898
7002329010	Glass having a linear coefficient 0-300celcius for venamel glass	328.467	2.069.154	651.041	4.086.181
7002329090	Glass having a linear coefficient 0-300celc oth thn vacum/boro silict glas tube	2.550	34.180	13.439	190.536
7002391000	Oth transparent neutral glass forvacuum tubes	13	9.517	5	60.166
7002399090	Oth glass having linear coeff. 0-300coth thn vacum&boro silict glas tube	40	9.421	814	79.180
7003121000	Optical colored glass, not opticallyworked	9.827	50.602	95.777	554.766
7003122000	Non wired sheets,in squares/rectangularshape incl.1,2,3,4 corners cut, colored	838.717	1.072.381	140.874	204.552
7003129000	Oth non-wired sheets colored glass	12.313	334.247	18.031	152.973
7003199000	Oth non-wired sheets not colored glassor profiles	403.536	1.244.609	149.056	384.646
7003200000	Cast glass and rolled glass,wired sheets	412	30.563	5.810	40.448
7003300000	Cast glass and rolled glass,profiles	49	550	289	1.815
7004209000	Optical drawn, blown glass, opticallyworked,flashed,opacified, absorbent	50.140	342.501	53.497	245.116
7004909000	Oth optical drawn,blown glass,opticallyworked,flashed,opacified, absorbent	294.440	1.304.731	160.489	465.922
7005101000	Optical float glass,not optically worked,flashed,opacified, absorbent	15	17	184	204
7005109000	Float glass in sheet, optically workedflashed, opacified, absorbent	25.332	1.381.516	14.042	720.268
7005211000	Oth non-wired glass, colored, opacifiedoptical glass, not optically worked	97.029	149.767	51.106	80.322
7005219000	Oth non-wired glass, colored, opticallyworked, flashed, opacified	99.622	795.046	69.487	361.958

I.3. IMPOR MENURUT KOMODITI / IMPORT BY HS COMMODITY
***** MEI / MAY 2009 *****

HS	Uraian Komoditi Commodity Description	Berat Bersih / Net Weight (Kg)		Nilai / Value C.I.F (US\$)	
		Bulan ini Current Month	Kumulatif Cum.Jan. to date	Bulan ini Current Month	Kumulatif Cum.Jan. to date
7005299000	Oth non-wired glass, not colored, optically worked	156.131	525.853	44.052	203.170
7006001000	Optical glass, not optically worked for glass of heading 70,03,70.04,70.05	0	11.157	0	36.948
7006009000	Optical glass, optically worked for glass of heading 70,03,70.04,70.05	91.730	653.884	96.252	595.622
7007111000	Toughened (tempered) safety glass suitable for vehicles of chapter 87	49.998	188.488	167.297	870.137
7007112000	Toughened (tempered) safety glass suitable for aircraft, spacecraft of chap 88	4	4	20	20
7007113000	Toughened (tempered) safety glass suitable for railway/tramway, chapter 86	76	76	1.372	1.372
7007114000	Toughened (tempered) safety glass suitable for ships, boats, floating chapter 89	74	700	87	2.003
7007191000	Toughened (tempered) safety glass suitable for earth moving machinery	103	5.186	1.465	24.485
7007199000	Toughened (tempered) safety glass suitable for oth machinery	16.040	151.280	95.836	887.075
7007211000	Laminated safety glass suitable for vehicles of chapter 87	31.758	66.695	276.544	520.677
7007212000	Laminated safety glass suitable for aircraft/spacecraft of chapter 88	2	3	66	160
7007214000	Laminated safety glass suitable for ships, boats, floating struct, chapter 88	0	17	0	151
7007291000	Laminated safety glass suitable for earth moving machinery	21	201	1.186	5.587
7007299000	Laminated safety glass suitable for oth machinery	2.268	40.681	24.234	168.833
7008000000	Multiple-walled insulating units of glass.	108	130.797	150	67.290
7009100000	Rear-view mirrors for vehicles	93.448	419.945	922.011	3.561.490
7009910000	Glass mirrors, unframed	28.393	181.614	57.377	797.541
7009920000	Glass mirrors, framed	29.393	229.988	87.776	523.207
7010100000	Ampoules of glass	43.840	273.179	255.254	1.054.938
7010200000	Stoppers, lids & oth closures of glass	8.811	94.028	14.542	184.742
7010901000	Carboys, demijohns & bottles for injectables of a capacity > 1 ltr, of glass	44	32.080	94	24.395
7010902000	Bottles & vials for antibiotics, serums & oth injectables of capacity < 1 ltr	121.287	479.156	188.712	786.518
7010903000	Oth bottles for intravenous fluids of glass	82.868	170.890	151.245	313.205
7010909000	Flask, jars, pots, phials, oth containers of glass	4.220.227	29.273.368	2.371.617	15.236.000
7011101000	Stem for electric lighting	21.512	44.746	76.819	308.117
7011109000	Glass envelopes for electric lighting other than stem	444.674	1.723.496	410.658	1.655.133
7011201000	Television tubes, cathode-ray tubes	0	10.210	0	12.342
7011209000	Cathode-ray tubes, other than television	0	238	0	3.895
7011900000	Oth glass envelopes, bulbs, tubes, open & glass parts thereof, without fitting	65.487	133.161	76.470	155.376
7013100000	Glassware of a kind used for table, kitchen, toilet, office of glass-ceramic	49.986	523.463	131.860	845.381
7013220000	Stemware drinking glasses, of lead crystal	0	202	0	38.453
7013280000	Stemware drinking glasses, neither glass-ceramics nor lead crystal	255.488	793.160	291.513	985.879
7013330000	Other drinking glasses, of lead crystal	77	12.914	459	13.975
7013370000	Other drinking glasses, neither glass-ceramics nor lead crystal	35.652	263.127	68.831	697.921
7013410000	Glassware for table (not drinking glass) kitchen purposes, of lead crystal	0	5.783	0	8.425
7013420000	Glassware for table (not drinking glass) kitchen, linear coef<5x10-6/Kelvin, 0-3000C	0	1.497	0	1.944
7013490000	Oth glassware for table (not drinking glass) kitchen purposes, not ceramics	166.377	289.174	257.640	504.922
7013910000	Other glassware of lead crystal	1.441	7.416	3.268	32.105
7013990000	Other glassware	254.966	1.024.946	361.867	1.383.554
7014001000	Signalling glassware & optical element for motor vehicles	19	3.918	529	7.435
7014009010	Lighthouse lamp, ship/locomotive/railway lantern, aircraft, beacons aerodromes	7	5.834	667	4.044
7014009090	Other signalling glassware & optical elements of glass, not optically worked	4.297	11.591	11.487	53.255
7015100000	Glasses for corrective spectacles	29.301	138.950	584.010	2.131.421
7015901000	Clock or watch glasses	687	1.043	32.681	48.541
7015909000	Glasses for non-corrective spectacles; hollow glass spheres & their segments	2.920	19.504	12.230	67.717
7016100000	Glass cubes & oth glass smallwares, for mosaics or decorative purposes	14.075	91.545	10.838	82.133
7016900000	Oth articles of moulded glass; leaded lights; multicellular & similar forms	132.346	666.295	449.679	922.315
7017101000	Quartz reactor tubes and holders, for production of semiconductor	1	379	287	4.687
7017109000	Other laboratory or pharmaceutical of fused quartz or oth fused silica	17.446	65.044	176.096	786.119
7017200000	Laboratory, hygienic/pharmaceutical with coef< 5x10-6/kelvin, 0 - 3000 c	5.287	10.293	59.303	144.282
7017900000	Laboratory, hygienic/pharmaceutical glassware, fused quartz/oth fused silica	8.628	41.736	63.858	350.387
7018100000	Glass beads, imitation pearls, imitation precious & glass smallwares	381.138	1.000.172	411.716	1.142.570
7018200000	Glass microspheres <=1mm in diameter	500	64.219	5.689	29.243
7018900000	Glass eyes, not prosthetic articles, ornaments of lamp-worked glass, not imitation jewellery	23.174	116.215	110.587	399.460
7019110000	Chopped strands, of a length <= 50 mm	4.733	151.688	8.393	240.339
7019120000	Rovings of glass fibres	240.940	796.546	148.342	604.023
7019191000	Yarn of glass fibres	0	29.085	0	28.657
7019199000	Sliver & chopped strand of glass fibers	54.291	487.566	113.155	1.614.253
7019310000	Mats of glass fibres	502.081	2.009.228	558.159	2.381.717
7019320000	Thin sheets (voiles) of glass fibres	42.002	144.245	51.374	419.765
7019391000	Asphalt/coal-tar impregnated glass-fibre outerwrap for pipelines	1.247	68.488	7.043	135.658
7019399000	Mattresses, boards and similar nonwoven products of glass fibres	66.462	528.031	169.857	1.020.350
7019400000	Woven fabrics of glass fibres rovings	104.310	673.526	95.570	615.438
7019510000	Oth woven fabric, of a width <= 30 cm	218	896	3.735	16.605
7019520000	Oth woven fabric, of a width > 30 cm plain weave, of single yarn	1.072	1.604	16.616	27.421
7019590000	Oth woven fabric, of a width > 30 cm	8.251	49.136	34.946	175.022
7019903000	Escape chutes of glass fibres	0	112	0	2.455
7019909000	Other articles of glass fibres	179.143	1.207.252	185.705	1.908.796
7020001100	Glass moulds for the manufacture of acrylic goods	135	275	1.703	3.019
7020001900	Glass moulds for other purposes	5.246	7.096	12.434	109.858
7020002000	Quartz reactor tubes & holders designed for production of semiconductor wafers	12	4.620	144	57.195
7020009000	Other articles of glass.	71.013	367.850	139.476	639.548
7101100000	Natural pearls	83	1.784	1.112	13.310
7101210000	Cultured pearls, unworked	0	66	0	1.494

I.3. IMPOR MENURUT KOMODITI / IMPORT BY HS COMMODITY
***** MEI / MAY 2009 *****

HS	Uraian Komoditi Commodity Description	Berat Bersih / Net Weight (Kg)		Nilai / Value C.I.F (US\$)	
		Bulan ini Current Month	Kumulatif Cum.Jan. to date	Bulan ini Current Month	Kumulatif Cum.Jan. to date
7101220000	Cultured pearls, worked	2	4	188	886
7102290000	Diamonds, worked, not mounted or set, industrial	0	78	0	4.056
7103100000	Precious stones, unworked or simply sawn or roughly shaped	61	61	1.011	1.011
7103990000	Other precious stones, worked	0	1	0	1.718
7104102000	Piezo-electric quartz, worked	0	2	0	1.338
7104900000	Other synthetic precious stones, worked	0	3.144	0	238.398
7105100000	Dust and powder of diamonds	124	156	18.376	18.937
7105900000	Dust & powder of other natural or synthetic precious/semi precious stones	0	456	0	4.160
7106100000	Silver powder	5	5	12.390	12.390
7106910000	Silver, unwrought	641	6.674	923.841	2.235.229
7106920000	Silver, semi-manufactured	219	1.132	102.740	4.686.524
7107000000	Base metals clad with silver, not further worked than semi-manufactured.	0	2	0	132
7108110000	Gold powder	125	4.052	68.605	291.958
7108121000	Gold in lumps, ingots or cast bars	4.035	7.440	381.209	1.874.441
7108129000	Gold in other unwrought forms :	8.650	32.791	572.188	2.821.396
7108130000	Gold, non monetary, other semi-manufactured form	108	5.376	782.012	3.155.936
7109000000	Base metals/silver, clad with gold not further worked than semi-manufactured	0	208	0	432
7110111000	Platinum, in lumps, ingots, cast bars, powder or sponge	20	193	40	4.992
7110119000	Platinum in other form, unwrought	90	92	406	1.345
7110190000	Platinum, wrought	22	50	532	2.804
7110212000	Palladium in lumps, ingots, cast bars, powder or sponge	8	145	301	2.178
7110290000	Palladium, wrought	0	6	0	3
7110390000	Rhodium, wrought	0	1	0	218
7110411000	Iridium, osmium & ruthenium in lumps, ingots, cast bars, powder or sponge	0	57	0	945
7110490000	Iridium, osmium & ruthenium, wrought	311	1.552	418	48.614
7112300000	Ash containing precious metal or precious metal compounds	0	61	0	798
7113111000	Parts of jewellery of silver	29.712	54.022	411.385	3.179.450
7113119000	Jewellery of silver	4.044	4.451	18.883	25.163
7113191000	Parts of jewellery of other precious metal	0	4	0	8.699
7113199000	Jewellery of other precious metal	67	15.483	1.808	1.961.205
7113201000	Parts of jewellery of base metal, clad with precious metal	25	33	6.615	9.797
7113209000	Jewellery of base metal, clad with precious metal	386	3.142	344	8.391
7114110000	Articles of silversmiths wares of silver, whether or not plated or clad	0	64	0	3.031
7114200000	Articles of goldsmiths wares of base metals, clad with precious metal	1	1	37	37
7115100000	Catalysts of platinum, in the form of wire cloth or grill	0	103	0	4.540
7115901000	Other articles of gold or silver	0	1	0	4.094
7115909000	Other articles of precious metal/ of metal clad with precious metal	0	101.966	0	232.327
7116100000	Articles of natural/cultured pearls	13	13	136	136
7116200000	Articles of precious/semi-precious stones (natural/synthetic/reconstructed)	4	1.377	658	242.589
7117111000	Parts cuff-links and studs, of base metal, whether or not plated	2	218	588	12.001
7117119000	Cuff-links and studs of base metal whether/not plated with precious metal	134	20.186	3.566	81.486
7117191000	Bangles of base metal, whether or not plated with precious metal	10.054	31.774	32.316	158.418
7117192000	Parts of other imitation jewellery of base metal, whether or not plated	662	2.660	469	2.147
7117199000	Other imitation jewellery of base metal whether or not plated	77.356	297.555	532.603	2.005.426
7117901000	Bangles	3.669	28.584	6.639	55.080
7117902000	Other imitation jewellery	187.151	694.650	371.628	1.485.240
7117909000	Parts of imitation jewellery	8.714	28.253	39.934	183.680
7118109000	Other coin (not gold coin), not being legal tender	0	249	0	2.276
7118902000	Silver coin, being legal tender	0	385	0	159
7118909000	Other coin (other than gold/silver coin)	306	306	448	448
7201100000	Non-alloy pig iron cont. by weight 0.5% or less of phosphorus	278.730	1.864.801	196.781	1.147.524
7201200000	Non-alloy pig iron cont. by weight more than 0.5% of phosphorus	0	153	0	3.120
7201500000	Alloy pig iron; spiegeleisen	46	395	139	1.146
7202110000	Ferro-manganese, cont. by weight more than 2% of carbon	25.860	5.512.123	34.047	2.947.987
7202190000	Ferro-manganese, cont. by weight <= than 2% of carbon	95.064	400.069	380.616	1.415.386
7202210000	Ferro-silicon, cont. by weight more than 55% of silicon	736.550	2.467.171	898.069	2.965.639
7202290000	Ferro-silicon, cont. by weight <= than 55% of silicon	63.515	243.029	148.440	595.962
7202300000	Ferro-silico-manganese	2.175.201	6.551.924	2.287.310	7.283.656
7202410000	Ferro-chromium, cont. by weight more than 4% of carbon	20.000	69.736	15.931	135.812
7202490000	Ferro-chromium, cont. by weight <= than 4% of carbon	0	52.659	0	168.058
7202500000	Ferro-silico-chromium	0	40.000	0	80.800
7202700000	Ferro-molybdenum	2.764	65.753	43.232	994.394
7202800000	Ferro-tungsten & ferro-silico-tungsten	0	2.509	0	2.400
7202910000	Ferro-titanium and ferro-silico-titanium	0	43.658	0	199.829
7202920000	Ferro-vanadium	6.876	13.992	34.488	255.506
7202930000	Ferro-niobium	0	8.289	0	27.833
7202990000	Other ferro-alloys	110.441	541.132	293.568	1.254.470
7203100000	Ferrous products obtained by direct reduction of iron ore	30.658.930	36.830.332	12.297.902	13.949.664
7203900000	Other ferrous products	7.559	8.966	11.204	19.885
7204100000	Waste and scrap of cast iron	2.874.407	10.522.974	936.765	3.230.124
7204210000	Waste and scrap of stainless steel	1.513	22.980	11.498	26.005
7204290000	Waste and scrap of other alloy steel	20.383.392	26.315.877	5.176.418	7.204.695
7204300000	Waste & scrap of tinned iron or steel	312.000	1.203.046	102.768	412.749
7204410000	Turnings, shavings, chips, milling waste, sawdust, filings, trimmings & stampings	58.462	868.066	16.087	263.625

I.3. IMPOR MENURUT KOMODITI / IMPORT BY HS COMMODITY

*** MEI / MAY 2009 ***

HS	Uraian Komoditi Commodity Description	Berat Bersih / Net Weight (Kg)		Nilai / Value C.I.F (US\$)	
		Bulan ini	Kumulatif	Bulan ini	Kumulatif
		Current Month	Cum.Jan. to date	Current Month	Cum.Jan. to date
7204490000	Other ferrous waste and scrap :	34.263.846	174.068.100	8.523.664	43.584.316
7204500000	Remelting scrap ingots	1	5.323	232	56.570
7205100000	Granules of pig iron, spiegeleison,iron or steel	215.409	1.732.608	228.279	1.884.624
7205210000	Powder of alloy steel	102.700	430.116	245.053	1.067.310
7205290000	Powder of pig iron, spiegeleison,iron or steel (oth than alloy steel)	334.496	1.329.745	391.603	1.862.427
7206101000	Iron and non-alloy in ingotscontaining by weight > 0.6% of carbon	0	21	0	1.999
7206109000	Iron and non-alloy in ingotscontaining by weight <= 0.6% of carbon	0	431	0	8.767
7206900000	Iron and non-alloy in primaryform other than ingots	542.328	992.646	1.408.718	3.147.150
7207110000	Semi-finished iron/non-alloycont. < 0,25% carbon ,rectnglr,square	72.909.692	160.306.430	26.852.953	60.536.225
7207121000	Slabs of iron/non alloy, cont.< 0,25%of carbon, other than square	39.999.169	226.008.150	15.317.879	98.077.726
7207129000	Oth semi-finished iron/non-alloycont.< 0,25% carbon ,rectnglr,not square	6.552	7.452.958	5.085	4.814.254
7207190000	Oth semi-finished iron/non-alloycont.< 0,25% of carbon	8.848	2.145.458	14.108	1.248.905
7207201100	Slabs of iron/non alloy,cont.by weight> 0.6% of carbon	0	5.805	0	7.067
7207201900	Oth semi-finished iron/non-alloycont. by weight > 0,6% of carbon	35.734	177.607	88.316	151.201
7207209100	Slabs of iron/non alloy,cont.by weight0,25% <= carbon <= 0.6%	54.669	349.280	42.812	273.481
7207209900	Oth semi-finished iron/non-alloycont.by weight 0,25% <= carbon <= 0,6%	518.643	8.364.372	700.813	7.762.218
7208100000	Flat-rolled iron/nas,HRC,reliefwidth > 600 mm	2.926	12.638.899	34.992	7.177.615
7208251000	Flat-rolled iron/nas,HRC,pickled,width>600 mm, thick >= 4.75 mm for re-rolling	7.191.181	14.167.431	3.548.601	7.306.906
7208259000	Flat-rolled iron/nas,HRC,pickled,width>600 mm,thick>= 4.75 mm,not re-rolling	1.512.255	8.459.195	2.076.285	10.498.772
7208260000	Flat-rolled iron/nas,HRC,pickled,width>600,thick > 3 mm or but thick< 4,75 mm	1.315.901	14.821.605	1.097.544	13.941.448
7208270000	Flat-rolled iron/nas,HRC,pickled,width>600mm, of a thickness of less than 3 mm	4.293.567	36.511.807	3.718.574	32.290.479
7208360000	Flat-rolled iron/nas, HRC,width >600 mm, thick >10 mm	945.674	12.769.342	664.830	14.077.598
7208370000	flat-rolled iron/nas, HRC,width >600 mm, of a 4,75< thick< 10mm	1.481.387	17.933.612	1.074.681	12.177.326
7208380000	flat-rolled iron/nas, HRC,width >600 mm, of a 3< thick< 4,75 mm	1.251.171	14.884.867	647.909	8.430.641
7208390000	Flat-rolled iron/nas, HRC,width >600 mm, thick< 3 mm	1.908.275	90.543.077	1.014.934	47.871.312
7208400000	Flat-rolled iron/nas, HRnCreief	740	70.804	9.830	216.251
7208510000	Flat-rolled iron/nas, HRnC,width>600 mm, of a thickness > 10 mm	7.101.230	41.108.108	5.525.968	46.459.329
7208520000	Flat-rolled iron/nas, HRnC,width>600 mm, 4,75 < thickness < 10 mm	4.440.135	26.965.006	2.536.540	20.758.214
7208530000	Flat-rolled iron/nas, HRnC,width>600 mm, 3 < thickness < 4,75 mm	134.229	797.561	73.258	552.876
7208540000	Flat-rolled iron/nas, HRnC,width>600 mm, thickness < 3 mm	53.790	2.101.951	71.706	1.483.759
7208900000	Other Flat-rolled iron/nas	1.259.465	7.076.202	1.058.023	6.071.186
7209150000	Flat-rol in coils, cold-rolledwidth > 600 mm, thickness >3 mm	75.708	1.298.474	88.536	1.630.301
7209160010	Flat-crc, pickled or not, 1<thick<3mm,600 < width < 1250 mm	2.673.962	15.392.865	2.355.256	14.499.402
7209160090	Flat-crc, pickled or not, 1<thick<3mm,width > 1250 mm	842.078	5.118.501	837.173	5.153.865
7209170010	Flat-crc, pickled or not, 0,5<thick<1mm,600 < width < 1250 mm	8.584.708	35.887.702	6.310.945	29.611.745
7209170090	Flat-crc, 0.5<thickness<1mmwidth > 1250 mm	5.912.393	19.241.946	4.730.439	18.244.668
7209181000	Tin-mill blackplate (tmbp), crcof a thickness < 0.5 mm	5.729.160	22.484.993	4.336.090	22.293.254
7209182000	Flat-crc, thickness<= 0,17 mmcontaining by weight<= 0.6% of carbon	570.165	6.896.115	321.291	4.035.612
7209189000	Flat-crc, 0,17< thickness< 0,5 mmcontaining by weight<= 0.6% of carbon	9.822.725	54.569.433	5.324.244	34.695.736
7209250000	Flat of iron/non-alloy, not in coilcold rolled, of a thickness >= 3 mm	55.530	3.211.004	113.064	2.609.011
7209260010	Flat of iron/non-alloy, not coil,coldrolled,1mm<thickness<3mm,width<=1,250 mm	12.788	543.643	17.108	277.380
7209260090	Flat of iron/non-alloy, not coil,coldrolled,1 mm<thickness<3mm,width>1,250 mm	50.583	1.048.330	37.491	465.253
7209270010	Flat of iron/non-alloy,not coil,coldrolled,0.5mm<=thicknes<1mm,width<1,250mm	23.238	260.627	22.975	233.443
7209270090	Oth flat of iron/non-alloy,not incoil,cold rolled,0.5mm =< thickness<1 mm	10.043	712.755	11.433	377.192
7209281000	Flat-CRnC, thickness<= 0,17 mmcontaining by weight<= 0.6% of carbon	0	2.401.313	0	2.091.294
7209289000	Flat-CRnC, 0,17< thickness< 0,5 mmcontaining by weight<= 0.6% of carbon	28.013	386.266	20.538	199.937
7209901000	Flat of iron/non-alloy, cold-rolled,corrugated form	1.188	42.265	1.422	66.013
7209909000	Flat of iron/non-alloy, cold-rolled,other than corrugated form	68.465	1.303.597	31.163	509.289
7210111000	Flat-rolled of iron/nas,carbon>=0.6%plated or coated with tin,thick > 0,5mm	188.690	901.773	296.523	1.235.414
7210119000	Flat-rolled of iron/nas,carbon< 0.6%plated or coated with tin,thick > 0,5mm	56.258	3.745.399	122.278	6.896.902
7210121000	Flat-rolled of iron/nas,carbon>=0.6%plated or coated with tin,thick < 0,5mm	1.033.832	9.135.907	1.216.633	13.020.426
7210129000	Flat-rolled of iron/nas,carbon< 0.6%plated or coated with tin,thick < 0,5mm	2.472.964	13.554.101	2.736.381	16.365.503
7210201000	Flat-rolled of iron/nas,carbon>=0.6%plated or coated with lead, thick <1,5mm	238.349	1.180.761	305.311	1.775.762
7210209000	Flat-rolled of iron/nas,carbon>=0.6%plated or coated with lead, thick >1,5mm	24.222	1.017.206	35.421	1.420.759
7210301000	Flat-rolled of iron/nas,carbon < 0.6%plated or coated with lead, thick<1,5mm	2.068.297	8.606.634	1.618.410	8.388.486
7210309000	Flat-rolled of iron/nas,carbon < 0.6%plated or coated with lead, thick >1,5mm	1.466.621	7.497.054	1.670.734	10.191.195
7210491000	Flat-rolled of iron/non-alloy, othwiseplated zinc,not corrugated,thick <=1.2mm	2.010.485	12.839.382	1.799.431	14.091.475
7210492000	Flat-rollof iron/nas,othwise plated zinccarbon< 0.6% ,n-corrugated,thick<= 1,5mm	48.307	246.008	45.068	233.205
7210499000	Flat-rolled of iron/non-alloy, othwiseplated zinc,not corrugated,thick > 1.2mm	230.919	2.594.192	242.807	3.037.785
7210500000	Flat-rolled iron/non-alloyplated with cromium & or chromium oxides	523.786	6.739.788	630.378	8.972.026
7210611000	Flat-rolled iron/non-alloyplated with alumnm-zinc,thickness<=1.2mm	2.251.658	16.618.801	1.527.210	13.511.018
7210619000	Flat-rolled iron/non-alloyplated with alumnm-zinc,thickness >1.2mm	2.066.212	13.446.098	1.350.915	9.160.482
7210691000	Flat-rolled iron/non-alloyplated with oth alumnm,thickness<=1.2mm	60.163	8.032.675	77.971	4.727.510
7210699000	Flat-rolled iron/non-alloyplated with oth alumnm,thickness >1.2mm	53.006	1.262.554	82.167	1.012.386
7210701000	Flat-rollof iron/nas,painted, varnished,coated plastics,carbon<0.6%,thick<=1,5mm	2.279.286	4.575.950	2.033.462	5.581.459
7210709000	Flat-rollof iron/nas,painted, varnished,coated plastics,carbon<0.6%,thick>1,5mm	155.467	1.273.298	263.408	1.345.171
7210901000	Flat-rollof iron/nas,plated,coated othmetal,carbon<0.6%,thick<=1,5mm	0	311.103	0	391.802
7210909000	Flat-rollof iron/nas,plated,coated othmetal,carbon<0.6%,thick>1,5mm	55.615	1.379.594	108.055	2.260.357
7211131000	Hoop,strip iron/not alloy, HR, not clad150 mm<width<600mm,thick <= 4mm	3.345	7.811	18.000	36.585
7211132000	Rolled on 4 faces/in closed box,HR, notclad, corrugated,carbon<=0.6%,thick<=4mm	0	3.464	0	12.777
7211139000	Rolled on 4 faces/in closed box,HR, notclad, oth shape,thick<=4mm, width>150mr	1.180.730	3.988.465	738.264	2.935.514
7211141000	Hoop&strip iron/not alloy, HR, not cladcarbon<=0.6%,thick>=4,75mm, width<400mr	0	59.000	0	86.995
7211142000	Flat-rolled iron/not alloy, HR,not cladcorrugated, carbon <=0.6%,thick>=4,75mm	117	143	954	1.581
7211149000	Oth flat-rolled iron/not alloy,not cladhr, carbon <=0.6%,thick>=4,75mm	26.624	1.122.121	65.191	1.235.726

I.3. IMPOR MENURUT KOMODITI / IMPORT BY HS COMMODITY

*** MEI / MAY 2009 ***

H S	Uraian Komoditi Commodity Description	Berat Bersih / Net Weight (Kg)		Nilai / Value C.I.F (US\$)	
		Bulan ini Current Month	Kumulatif Cum.Jan. to date	Bulan ini Current Month	Kumulatif Cum.Jan. to date
7211191000	Hoop&strip iron/not alloy, HR, not cladcarbon<=0,6%,thick<4,75mm, width<400mr	253.945	579.781	160.285	393.645
7211192000	Flat-rolled iron/not alloy, HR,not cladcorrugated, carbon<= 0,6%,thick <4,75mm	14	14	126	126
7211199000	Oth flat-rolled iron/not alloy,not cladhr, carbon <=0,6%, 0.17<thick<4.75 mm	29.490	2.816.549	41.463	1.888.935
7211232000	Hoop&strip iron/not alloy,CR, not cladcarbon<=0,25%, width < 400mm	8.321	28.828	8.728	28.513
7211239010	Oth flat-rolled iron/not alloy,not cladcr, carbon < 0,25%,thick < 40 mm	903	903	900	900
7211239090	Oth flat-rolled iron/not alloy,not cladcr, carbon < 0,25%, thick >= 40 mm	61.562	365.496	99.046	430.451
7211291000	Flat-rolled iron/not alloy,CR,not cladcorrugated, carbon >= 0,25%	0	10.867	0	43.097
7211292000	Hoop&strip iron/not alloy,CR, not cladcarbon >= 0,25%, width < 400mm	280.997	636.761	297.760	764.034
7211299000	Oth Hoop&strip iron/not alloy,not cladcr, carbon >= 0,25%, width < 400mm	6.813	849.758	32.901	1.403.102
7211901000	Oth Hoop&strip iron/not alloy,not cladwidth < 400mm	570	249.926	40.026	541.016
7211902000	Oth flat-rolled iron/not alloy,not cladcorrugated, carbon < 0,6%	1.036	1.059	6.347	6.606
7211903000	Oth flat-rolled iron/not alloy,not cladthickness <= 0.17 mm	3	4	41	84
7211909000	Oth flat-rolled iron/not alloy,not cladthickness > 0.17 mm	117.280	4.180.865	158.445	2.898.261
7212101000	Hoop,strip iron/not alloy, coated tin,width < 400mm	4.630	37.680	6.621	66.488
7212109000	Flat-rolled iron/not alloy, coated tin,400 mm <= width < 600mm	1.767	61.881	4.717	117.097
7212201000	Hoop,strip iron/not alloy, width<400mm,elect coated with zinc	0	1.599	0	6.459
7212202000	Flat-rolled iron/not alloy,width<600mm,carbon<0.6%,thick<=1,5mm,elect coat zinc	122	20.202	727	24.036
7212209000	Flat-rolled iron/not alloy, other shapeelect coated with zinc	6.022	58.212	7.039	96.201
7212301000	Hoop,strip iron/not alloy, coated zinc,width < 400mm non-elect coated zinc	0	121.257	0	150.589
7212309000	Flat-rolled iron/not alloy, other shape,non-elect coated with zinc	21.884	25.690	19.700	29.308
7212401000	Hoop,strip iron/not alloy, coated zinc,width < 400mm, coated with plastic	209.378	863.660	262.678	1.333.736
7212402000	Flat-rolled iron/not alloy, carbon<0.6%,thick > 1.5 mm, coated with plastic	513.116	585.492	641.339	736.288
7212409000	Flat-rolled iron/not alloy, other shape,painted, varnished/coated with plastics	3.023.298	4.687.061	3.846.863	6.295.822
7212501010	Hoop,strip iron/not alloy, width<400 mm,coated with aluminium-zinc alloys	7.500	50.391	30.725	164.574
7212501020	Hoop,strip iron/not alloy, width<400 mm,coated with chromium	212.293	593.396	153.912	478.334
7212501090	Other hoop,strip iron/not alloy,width < 400 mm	3.707	86.205	7.243	109.803
7212502090	Other flat-rolled iron/not alloy,carbon<0.6%, thick > 1.5 mm	8.429	182.242	9.118	677.308
7212509000	Flat-rolled iron/not alloy, otherwiseplated or coated	1.176.315	1.392.915	738.492	882.307
7212601000	Hoop,strip iron/not alloy, cladwidth < 400mm	32.557	245.718	137.020	1.063.760
7212609000	Flat-rolled iron/not alloy, clad	47.745	177.811	51.574	162.482
7213100010	Containing indentations,ribs,grooves ofcircular crosssection <= 50 mm2	53	5.067	1.331	25.589
7213100020	Containing indentations,ribs,grooves ofrectangular, square <= 20 mm2 in width	19.902	19.927	11.077	11.256
7213100090	Containing indentations,ribs,grooves ofshape	7.833	408.208	8.928	563.553
7213200000	Other bars, rods, hot-rolled ,in irregularly, of free-cutting steel	1.096	409.284	82.439	732.335
7213910000	Other bars, rods, hot-rolled , circularcross-section < 14 mm in diameter	3.225.089	14.229.714	2.119.365	12.525.914
7213990000	Other bars, rods, hot-rolled , notcircular	1.729.388	8.264.888	1.033.127	7.057.309
7214101100	Oth bars,rods of iron, non-alloy steelforged,carbon<0.6%,circlr cross-section	2.004.429	4.668.661	888.059	2.304.929
7214101900	Oth bars,rods of iron, non-alloy steelforged,carbon<0.6%,not circular	37.394	314.454	178.597	801.504
7214102100	Oth bars,rods of iron, non-alloy steelforged,carbon>=0.6%,circlr cross-section	96.214	4.226.281	55.272	2.110.004
7214102900	Oth bars,rods of iron, non-alloy steelforged,carbon >= 0.6%,not circular	28.481	710.277	190.147	1.497.855
7214201100	Containing indentations, ribs, groovecarbon < 0.6%, circular cross-section	29	139	896	4.923
7214201900	Containing indentations, ribs, groovecarbon < 0.6%, not circular	311.257	561.090	201.656	367.293
7214202900	Containing indentations, ribs, groovecarbon >= 0.6%, not circular	5.591	959.844	16.172	668.654
7214300000	Other bars & rods, not forged, of free-cutting steel	2.726	98.074	21.327	200.680
7214911010	Concrete steel, hot-rolled,hot-drawn,hot-extruded, carbon < 0.6%	920.672	1.980.698	485.503	2.730.638
7214911020	Shaft bars, manganese steel, hot-rolled,hot-drawn, hot-extruded, carbon < 0.6%	217.494	594.452	354.392	1.412.763
7214911090	Other bars & rods, hot-rolled,hot-drawnor hot-extruded, carbon < 0,6 %	192.044	1.471.525	115.634	1.044.868
7214912010	Concrete steel, hot-rolled,hot-drawn,hot-extruded, carbon >= 0.6%	0	1.195.585	0	602.564
7214912020	Shaft bars, manganese steel, hot-rolled,hot-drawn, hot-extruded, carbon >= 0.6%	14	8.435	225	75.255
7214912090	Other bars & rods, hot-rolled,hot-drawnor hot-extruded, carbon >= 0,6 %	376	264.481	1.920	446.307
7214991010	Carbon,oth than of circularcross-section: concrete steel	287	23.651	537	14.740
7214991020	Carbon, other than of circularcross-sect:shaft bars; manganese steel	26.036	1.198.659	42.123	1.795.726
7214991090	Oth. carbon, other than of circularcross-section	10	4.584	1.026	20.818
7214999010	Oth. carbon, other than of circularcross-section concrete steel	8.921	2.000.194	20.010	1.464.799
7214999020	Oth. carbon, other than of circularcross-sect:shaft bars; manganese steel	2.149.728	10.487.946	2.073.306	10.539.674
7214999090	Oth.Than Concrete steel, Shaft bars, manganese steel	23.420	171.764	31.687	360.094
7215100000	Oth bars & rods of iron/non-alloy steelfree-cutting steel,cold-formed/finished	416.640	2.654.854	789.370	2.900.889
7215509000	Oth bars & rods of iron/non-alloy steel	221.930	2.361.843	273.028	6.205.524
7215900010	Manganese steel/shaft bars,containingby weight less than 0.6% of carbon	48.433	194.439	45.681	202.016
7215900020	Oth Mangan steel/shaft bars,containingby weight less than 0.6% of carbon	118.944	738.283	260.159	1.043.791
7215900030	Manganese steel/shaft bars, containingby weight 0.6 % or more of carbon	0	233.165	0	292.097
7216100000	U, i or h sections , not further workedthan hot-rolled, of a height < 80 mm	1.101.495	9.910.242	1.007.283	7.401.453
7216210000	L section of iron/non-alloy steel, networked than hot-rolled,of a height<80 mm	134.400	433.214	106.084	358.279
7216220000	T section of iron/non-alloy steel, networked than hot-rolled,of a height<80 mm	0	32.740	0	28.080
7216310000	U, I or H sections, not further workedu sections	223.126	1.963.021	187.730	863.880
7216320000	U, I or H sections, not further workedi sections	677.593	4.825.411	500.037	3.569.223
7216330000	U, I or H sections, not further workedh sections	1.675.739	10.334.322	1.072.207	9.484.208
7216400000	L/T sect,not further work than hot-rollhot-drawn/extrud,a height of 80mm /more	347.131	1.444.422	290.008	1.209.118
7216501000	Oth angles,shapes§ions,not furtherof a height of less than 80 mm	108.178	326.298	78.386	387.097
7216509000	Oth angles, shapes & sect,not furtherof a height of more than 80 mm	3.842.116	21.190.929	2.795.505	22.411.056
7216610000	Angles,shapes§ions,not worked thancold-formed,obtain from flat-rolled prod	5	12.290	4.993	7.753
7216690000	Angle,shape§,not workthan cold formoth than obtain from flat-rolled product	66.048	422.448	96.100	609.556
7216910000	Oth angles,shapes§,not further workcold form/finish from flat roll product	1	11.195	1	32.468
7216990000	Oth angles,shapes§,not further workoth than cold form/finish,flat roll prod	443.250	2.683.919	288.083	4.789.546

I.3. IMPOR MENURUT KOMODITI / IMPORT BY HS COMMODITY
***** MEI / MAY 2009 *****

HS	Uraian Komoditi Commodity Description	Berat Bersih / Net Weight (Kg)		Nilai / Value C.I.F (US\$)	
		Bulan ini Current Month	Kumulatif Cum.Jan. to date	Bulan ini Current Month	Kumulatif Cum.Jan. to date
7217101000	Wire of iron/non-alloy steel,not platd/coated,cont.carbon < 0.25% by weight	119.695	1.459.017	122.218	969.669
7217102200	Bead wire;flat hard steel reed wire;notplated/coated; 0.25%=< carbon<0.6%	257.105	1.075.445	444.137	1.659.155
7217102900	Other wire of iron or non-alloy steel,not plate/coated, 0.25% =< carbon < 0.6%	685.637	2.631.515	656.253	2.856.432
7217103100	Spokes wire;bead wire;flat hard steelreed wire;not plated/coated,carbon>=0.6%	166.392	817.359	218.272	1.271.792
7217103900	Other wire of iron or non-alloy steel,not plated/coated, cont. carbon >= 0.6%	492.923	2.168.417	353.712	1.688.970
7217201000	Wire of iron/non-alloy steel,plated w/zinc, cont.carbon < 0.25% by weight	681.598	3.906.799	490.551	2.430.296
7217202000	Wire of iron/non-alloy steel,plated w/zinc,cont.carbon>0.25% & <0.45%by weight	105.600	132.601	74.764	113.302
7217209100	High carbon steel core wire,for alminiumconductors steel reinforced (acsr)	0	13.753	0	303.843
7217209900	Oth than high carbonsteel core wire,foraluminium conduct steel reinforced(acsr)	49.929	973.736	247.782	1.379.107
7217301000	Wire of iron/non-alloy steel,plated w/oth base metal,cont.crbn<0.25% by weight	1.560	13.248	39.567	206.054
7217302000	Wire of iron/non-alloy steel,plated w/oth base metal,cont.0.25% =<carbon <0.6%	23.660	3.690.301	22.902	1.703.846
7217303110	Copper alloy coated high carbon steelwire coated with brass	1.699.819	5.136.033	2.250.771	7.894.262
7217303190	Copper alloy coated high carbon steelsteel coated with other copper alloys	352.860	1.466.637	436.060	1.917.170
7217303900	Other wire of iron or non-alloy steelplated with oth base metal,carbon>=0.6%	3.584	564.576	20.614	331.848
7217901000	Oth wire of iron/non-alloy steel,platedzinc>=240g/m?,silicon<=0.1%,cover by pvc	155.193	232.682	197.466	411.834
7217909010	Oth wire of iron/non-alloy steel,platedcontaining by weight 0.6% or more	8.183	209.600	25.599	418.789
7217909090	Oth wire of iron/non-alloy steel,platedexcluding goods of subheading 7217.90.10	17.128	420.545	23.446	463.809
7218100000	Ingots & oth primary forms of stainlesssteel	1.309	1.625	5.184	11.800
7218910000	Semi-finished prod.of stainless steelof rectangulr (not square) cross-section	34	2.415	570	47.555
7218990000	Oth semi-finished prod.of stainlesssteel	106.962	306.947	597.216	1.812.843
7219110000	Flat-roll prod of stainless steel,hotrolled,in coil of a thick exceed 10mm	29.745	122.609	53.802	326.594
7219120000	Flat-roll prod of stainless steel,hotrolled,in coil of a 4.75mm=<thick<=10mm	356.309	1.046.342	661.031	2.141.380
7219130000	Flat-roll prod of stainless steel,hotrolled,in coil of a 3mm<=thick<=4.75mm	7.158.057	25.177.328	10.175.289	34.786.200
7219140000	Flat-roll prod of stainless steel,hotrolled,in coil of a thickness<=3mm	92.675	2.006.283	154.300	2.650.011
7219210000	Flat-roll prod of stainless steel,hotrolled,not in coil of a thick > 10mm	148.083	1.284.176	500.958	2.650.495
7219220000	Flat-roll prod of stainless steel,hotroll,not in coil of 4.75mm=<thick<=10mm	5.557.692	24.563.653	4.507.545	20.964.637
7219230000	Flat-roll prod of stainless steel,hotroll,not in coil of a 3mm<=thick<=4.75mm	310.372	2.478.103	856.805	7.209.139
7219240000	Flat-roll prod of stainless steel,hotrolled,not in coil of a thickness<=3mm	45.769	496.622	120.794	875.661
7219310000	Flat-rolled prod.of stainless steel,cold rolled, of a thickness >= 4.75 mm	13.012	70.229	135.899	594.705
7219320000	Flat-rolled prod.of stainless steel,cold rolled, 3 mm =< thickness < 4.75 mm	96.626	461.463	238.734	1.159.959
7219330000	Flat-rolled prod.of stainless steel,cold rolled, 1 mm < thickness < 3 mm	619.590	2.863.682	896.741	5.211.829
7219340000	Flat-rolled prod.of stainless steel,cold rolled, 0.5 mm =< thickness <= 1 mm	516.581	2.614.891	859.166	4.827.080
7219350000	Flat-rolled prod.of stainless steel,of a thickness < 0.5 mm	391.575	1.309.960	749.919	2.462.888
7219901000	Oth flat-roll prod.of stainless steel,thick>=1.5mm & <125mm patterns from roll	7.478	28.637	103.355	133.894
7219902000	Oth flat-rolled prod.of stainless steel,of a thickness < 0.5 mm	0	20.900	0	52.536
7219909000	Oth flat-rolled prod.of stainless steel,of a thickness >0.5 mm	84.129	443.713	183.147	733.964
7220111000	Hoop & strip of stainless steel, hotrolled,of a thick >= 4.75 mm,widht<400mm	40.416	344.322	58.160	781.337
7220119000	Hoop & strip of stainless steel, hotrolled,of a thick >= 4.75 mm,width>400mm	2.523.072	5.277.294	1.810.643	3.825.847
7220121000	Hoop & strip of stainless steel, hotrolled,of a thick < 4.75 mm,width<400mm	130.542	188.058	104.002	240.091
7220129000	Hoop & strip of stainless steel, hotrolled,of a thick < 4.75 mm,width>400mm	370.475	796.435	468.526	1.432.589
7220201000	Hoop & strip of stainless steel, coldrolled, width < 400mm	127.277	351.548	190.845	614.030
7220209000	Hoop & strip of stainless steel, coldrolled, width>400mm	892.680	7.192.864	2.063.970	13.418.065
7220901000	Hoop & strip of stainless steel, notcold rolled, width < 400mm	2.406	37.473	14.310	164.004
7220909000	Hoop & strip of stainless steel, notcold rolled, width > 400mm	9.046.122	50.273.115	16.750.793	95.485.181
7221000000	Bars & rods, hot-rolled, in irregularlywound coils, of stainless steel.	64.939	796.843	93.611	897.706
7222110000	Bars,rods, hot-rolled, in irregularlyof circular cross-section	177.592	601.731	243.071	1.272.372
7222190000	Bars,rods, hot-rolled, in irregularlyof not circular cross-section	188.017	944.661	396.230	1.949.845
7222201000	Bars,rods, cold-formed or cold-finishedof circular cross-section	48.502	267.061	331.774	1.325.202
7222209000	Bars,rods, cold-formed or cold-finishedof not circular cross-section	67.605	1.831.882	168.099	4.262.838
7222301000	Other bars and rods of circularcross-section	52.099	133.850	118.242	480.612
7222309000	Other bars and rods of not circularcross-section	226.472	2.359.537	300.200	2.181.548
7222400000	Angles, shapes and sections ofstainless steel	19.716	2.021.997	50.902	2.177.275
7223001000	Wire of stainless steel having a cross-sectional dimension exceeding 13 mm	14.857	78.983	53.793	296.119
7223009000	Wire of stainless steel having a cross-sectional dimension <= 13 mm	228.397	1.099.782	834.746	4.250.901
7224100000	Ingots & oth primary forms of oth alloysteel	230.981	639.132	240.572	746.953
7224900000	Semi-finished prod. of oth alloy steel	3.084	116.074	75.136	488.236
7225110000	Grain-oriented of silicon-elect steela width of 600 mm or more.	943.863	3.921.067	2.957.285	14.104.344
7225190000	Oth than Grain-orient of silicon-electsteel a width of 600 mm or more.	1.149.985	6.059.756	1.264.510	7.347.798
7225300000	Flat-roll product of oth alloy steel,ofnot further worked than hot-roll,in coil	1.049.459	2.146.632	893.665	2.051.550
7225400000	Flat-roll prod of oth alloy steel,of notfurther worked than hot-roll,not in coil	734.439	8.294.528	1.619.699	14.251.084
7225500000	Flat-roll prod of oth alloy steel,of notfurther worked than cold-rolled	799.775	1.232.592	837.737	1.435.006
7225910000	Oth flat-rolled prod.of oth alloy steel,electrolytically plated/coated with zinc	468.718	3.221.497	801.206	5.731.670
7225920000	Oth flat-rolled prod.of oth alloy steel,otherwise plated or coated with zinc	181.551	315.347	477.094	709.605
7225990000	Oth flat-rolled prod.of oth alloy steel,otherwise plated or coated with not zinc	700.935	2.491.506	1.602.041	4.372.515
7226111000	Hoop & strip, grain-oriented of siliconelectrical steel, of a width <= 400 mm	5.437	127.138	21.034	552.468
7226119000	Hoop & strip, grain-oriented of siliconelect steel, of a width >400 mm,<600mm	207.294	990.190	826.387	4.904.487
7226191000	Hoop,strip,oth than grain-orient ofsilicon elect steel,of a width<= 400 mm	10.967	35.451	103.452	245.581
7226199000	Hoop,strip,oth than grain-orient ofsilicon elect steel,of width>400mm,<600mm	11.539	99.184	48.036	244.016
7226209000	Hoop & strip of high speed steelof a width > 400 mm, < 600mm	0	337.495	0	491.778
7226911000	Hoop,strip of oth alloy steel,hot rolled, of a width <= 400 mm	6.768	73.461	12.733	98.137
7226919000	Hoop,strip of oth alloy steel,hot rolled, width >400 mm, <=600mm	163.522	503.704	101.809	1.308.878
7226921000	Hoop,strip of oth alloy steel,cold rolled, of a width <= 400 mm	44.710	301.083	66.004	442.255
7226929000	Hoop,strip of oth alloy steel,cold rolled, width >400 mm, <= 600mm	55.516	207.906	81.731	324.742
7226991000	Hoop & strip of oth alloy steel,width <= 400 mm	12.702	63.277	100.426	378.502

I.3. IMPOR MENURUT KOMODITI / IMPORT BY HS COMMODITY

*** MEI / MAY 2009 ***

HS	Uraian Komoditi Commodity Description	Berat Bersih / Net Weight (Kg)		Nilai / Value C.I.F (US\$)	
		Bulan ini Current Month	Kumulatif Cum.Jan. to date	Bulan ini Current Month	Kumulatif Cum.Jan. to date
7226999000	Hoop & strip of oth alloy steel,width > 400 mm and <= 600mm	311.028	875.782	735.736	1.882.961
7227200000	Bars & rods, hot-rolled, in irregularlywound coils, of silico-manganese steel	1.195.530	2.293.315	867.698	1.585.085
7227900000	Oth bars & rods, hot-rolled, inirregularly wound coils	748.247	4.606.676	617.702	3.829.422
7228101000	Bars & rods, of high speed steel, ofcircular a cross-section	55.093	118.330	185.773	382.416
7228109000	Bars & rods, of high speed steel,not ofcircular a cross-section	27.799	226.816	36.241	528.898
7228201000	Bars & rods, of silico-manganese steel,circular a cross-section	1.667	1.932.089	4.152	1.369.521
7228209000	Bars & rods, of silico-manganese steel,not circular a cross-section	944.780	3.440.890	910.491	4.110.538
7228301000	Oth bars&rods,of silico-manganese steelof circular cross-section	1.908.226	11.923.669	2.502.298	14.365.234
7228309000	Oth bars&rods,of silico-manganese steenot of circular cross-section	1.864.804	12.069.896	1.788.285	17.098.864
7228401000	Oth bars,rods,not further worked thanforget, of circular cross-section	0	23.327	0	55.334
7228409000	Oth bars,rods,not further worked thanforget, not of circular cross-section	400.182	1.170.110	259.098	1.038.866
7228501000	Oth bars,rods,not formed/cold finishedof circular cross-section	228.374	331.421	376.044	537.259
7228509000	Oth bars,rods,not formed/cold finishednot of circular cross-section	1.546.300	4.802.889	2.247.808	8.125.788
7228601000	Other bars and rods :of circular cross-section	371.796	1.631.746	515.994	2.963.637
7228609000	Other bars and rods :not of circular cross-section	346.876	1.475.821	488.481	2.903.768
7228700000	Angles, shapes and sections of otheralloy steel	2.333.916	4.356.528	1.459.083	3.219.615
7228801100	Hollow drill bars,rods, weight >=0.6%of circular cross-section	461.629	883.714	43.091.586	44.286.554
7228801900	Hollow drill bars,rods, weight >=0.6%not of circular cross-section	37.179	56.930	59.674	141.590
7228809000	Oth. Hollow drill bars and rods	79.801	349.219	1.035.008	2.989.496
7229200000	Wire of silico-manganese steel	302.316	1.898.465	485.010	2.159.240
7229900010	Wire of other alloy steel.of high speed steel	38.255	877.223	63.763	895.584
7229900090	Wire of other alloy steel.of high speed steel	1.493.274	8.843.919	1.451.342	9.745.404
7301100000	Sheet piling of iron or steel	3.107.175	5.198.729	3.650.203	4.836.833
7301200000	Angles, shapes and sections of ironor steel	11.073	623.189	22.387	1.250.041
7302100000	Rails of iron or steel	86.305	7.104.589	162.369	7.741.028
7302300000	Switch-blades, crossing frogs, pointrods and other crossing pieces	181	57.978	126	104.824
7302400000	Fish-plates and sole plates of ironor steel	250	118.952	1.287	240.641
7302901000	Sleepers, of iron or steel	22.113	891.565	70.503	2.890.863
7302909000	Other than sleepers, of iron or steel	31.398	4.022.596	120.120	5.206.548
7303001010	Tubes,pipes of cast with an externaldiameter not exceeding 100 mm	61.262	169.958	160.977	606.704
7303001020	Tubes,pipes of cast with an externaldiameter not exceeding 150 mm	3.311	22.713	5.929	31.856
7303001030	Tubes,pipes of cast with an externaldiameter >150 mm and <=600 mm	9.400	1.743.702	18.337	1.514.419
7303001090	Oth.Tubes, pipes	438.493	2.810.403	118.981	563.402
7303009010	Hollow profiles, of cast iron withan external diameter < =100 mm	39.951	41.823	85.231	89.426
7303009090	Hollow profiles, of cast iron withan external diameter > 100 mm	889.540	3.171.220	1.939.395	7.846.470
7304110000	Tubes, pipes and hollow profiles,seamless, of stainless steel	2.618.773	13.303.215	5.415.946	29.671.897
7304190000	Oth.tube,pipe&hollow profile,seamless,line pipe of a kind use for oil/gas pipe	13.024.802	62.207.919	20.239.763	102.194.214
7304220010	Oth.tube,pipes&hollow profile,seamless,unfinished drill pipe (green pipe) with	22.000	292.023	107.800	2.072.768
7304220090	Oth.tube,pipes&hollow profile,seamless,unworked pipe end	185.724	1.694.635	434.163	5.691.636
7304230010	Unfinished drill pipe (green pipe) withyield strength less than 75,000 psi	0	206.764	0	581.906
7304230090	Oth. unfinished drill pipe (green pipe)	71.068	557.564	427.375	3.495.602
7304240010	Unfinsh case&tube, yield strgh<75000Psioth.of stanlss stel for drill	1	82.706	25	112.979
7304240090	Oth.unfinsh casetube&unworked,stainlesswith yield strength less than 75,000 psi	95.625	170.255	168.420	436.298
7304290010	Unfinsh casetube&unworked pipe endwith yield strength less than 75,000 psi	771.171	27.389.940	2.021.068	47.840.118
7304290090	Oth.unfinsh casetube&unworked pipe endwith yield strength less than 75,000 psi	5.319.104	46.126.921	14.719.508	88.814.292
7304311000	High press. conduits,of circular cross-sect.of iron/non-alloy steel,cold rolled	1.028.577	1.177.160	2.198.078	2.886.642
7304319000	Oth.drill Rod Casing&tubing withpin and box threads	533.266	3.232.417	1.155.536	8.582.436
7304390000	Oth. Drill Rod Casing and tubingwith pin and	342.091	5.011.625	525.267	12.303.398
7304410000	Cold-drawn or cold-rolled (cold-reduced)stainless steel	80.876	558.241	318.371	1.201.011
7304490000	Oth. Cold-drawn or cold-rolled(cold-reduced) stainless steel	84.658	770.573	335.424	1.468.121
7304511000	High press. conduits,of circular cross-sect.of oth alloy steel,cold rolled	0	18.641	0	69.014
7304519000	Oth tubes/pipes/hollow profiles,seamlesscold rolled,ocrlr c-s of oth alloy steel	2.518	139.644	14.719	566.832
7304590000	Oth.Drill rod casing&tubing with pin§.of oth alloy steel,cold rolled	203.440	1.825.282	513.977	6.193.464
7304900000	Oth.Drill rod casing&tubing with pin&cold rolled,ocrlr c-s of oth alloy steel	404.164	6.333.005	562.898	19.213.074
7305110000	Lines pipe, for oil or gas longitudinalsubmerged arc welded of iron/steel	0	265.839	0	1.001.379
7305120000	Lines pipe, for oil or gas other,longitudinally welded of iron/steel	406.802	416.806	890.623	913.916
7305190000	The oth.line pipe of iron/steel for oil,external diameter > 406.4mm	913.581	4.583.333	3.434.446	17.392.538
7305200000	Casing of iron/steel used in drillingfor oil/gas external diameter 406.4mm	0	3.067.152	0	6.277.574
7305311000	Lines pipe, for oil or gas longitudinalstainless steel pipes & tubes	0	974.021	0	1.618.746
7305319000	Oth.lines pipe,for oil/gas longitudinalstainless steel pipes & tubes	34.153	1.851.598	7.248	4.147.100
7305390000	Oth.lines pipe,for oil/gas longitudinal	420.886	1.448.063	797.835	2.520.428
7305900000	Oth.lines pipe,for oil/gas longitudinaloth.stainless steel pipes & tubes	11.580	262.329	40.637	406.914
7306110000	Line pipe of kind use for oil/gas pipewelded, of stainless steel	31.435	195.650	73.535	1.023.987
7306190000	Oth.line pipe of kind use for oil/gaspipe,welded,of stainless steel	551.920	24.360.369	2.644.278	64.807.796
7306210000	Casing&tubing of a kind use in drillingwelded, of stainless steel	26.762	26.938	146.283	151.750
7306290000	Oth.casing&tubing of a kind use indrilling,welded,of stainless steel	1.339.456	3.887.006	1.310.823	5.256.335
7306301010	Boilr tube weld,of circulr cross-sect ofiron/non ally stel intrnl diamtr<12.5mm	975	66.947	2.036	195.422
7306301020	Boilr tube weld,of circulr cross-sect ofiron/non ally stel intrnl diamtr>=12.5mm	3.195	69.991	6.371	147.161
7306302010	Boilr tube weld,of single/double walled,coppr plate,intrnl diamtr<12.5mm	15.747	73.768	75.268	526.585
7306302020	Boilr tube weld,of single/double walled,coppr plate,intrnl diamtr>=12.5mm	0	997.793	0	957.182
7306303000	Boilr tube weld,of single/double walled,coppr plate,sheath pipe for heating	0	1.852	0	10.054
7306309010	Oth.boilr tube weld,of single/doublewalled,coppr plate,intrnl diamtr<12.5mm	34.792	202.919	176.854	819.584
7306309020	Oth.boilr tube weld,of single/doublewalled,coppr plate,intrnl diamtr>=12.5mm	177.982	1.569.348	430.034	2.668.449
7306401010	Oth.weld,of circulr cross-section ofweld boilr tube w intrnl diamtr<=125 mm	13.248	63.486	354.989	2.424.718

I.3. IMPOR MENURUT KOMODITI / IMPORT BY HS COMMODITY
***** MEI / MAY 2009 *****

HS	Uraian Komoditi Commodity Description	Berat Bersih / Net Weight (Kg)		Nilai / Value C.I.F (US\$)	
		Bulan ini Current Month	Kumulatif Cum.Jan. to date	Bulan ini Current Month	Kumulatif Cum.Jan. to date
7306401090	Oth.weld.of circlur cross-section ofweld boiler tube w intrnl diamtr>125 mm	7.893	101.511	13.995	231.019
7306402000	Welded boiler tubes of stainless steelwith internal diametre >12.5 mm	50.698	350.418	194.793	1.468.723
7306403000	St'less steel pipes & tubes welded ofcirclr cross sec. w extrl dmtr>105mm	2.783	2.799	19.000	19.372
7306409000	Oth.not welded of circular cross sect.with internal diameter > 12,5 mm	238.751	936.768	1.293.938	3.885.091
7306501010	Oth.boilr tube,weld.of circlr cross-sectn,oth alloy steel int.dmtr<=12.5mm	0	500	0	352
7306501020	Oth.boilr tube,weld.of circlr cross-sectn,oth alloy steel int.dmtr>12.5mm	536.023	555.915	2.910.112	2.912.868
7306509010	Oth.boilr tube,weld.of circlr cross-high pressure conduits	0	6.833	0	34.263
7306509020	Oth.boilr tube,weld,oth.thn high prsrconduit,oth alloy steel int.dmtr<=12.5mm	1.635	5.525	10.704	36.097
7306509030	Oth.boilr tube,weld,oth.thn high prsrconduit,oth alloy steel int.dmtr>12.5mm	54.506	343.446	113.608	8.353.263
7306610010	Oth.boilr tube,weld,square/rectangularcross sectin,with int.diamtr<=12,5mm	3.646	254.063	2.401	451.198
7306610090	Oth.boilr tube,weld,square/rectangularcross sectin,with int.diamtr>12,5mm	200.439	646.925	363.057	902.006
7306690010	Oth.boilr tube,non circlur crss-sectionwith internal diameter<=12,5mm	0	120	0	924
7306690090	Oth.boilr tube,non circlur crss-sectionwith internal diameter>12,5mm	149.902	462.904	1.044.822	1.941.760
7306901010	Bundy-weld pipes and tubes,with internal diameter <= 12,5mm	9.666	30.177	83.723	135.783
7306901090	Bundy-weld pipes and tubes,with internal diameter > 12,5mm	438	22.803	10.922	44.848
7306909010	Oth.thn bundy-weld pipes & tubes,with internal diameter <= 12,5mm	11.269	224.046	71.614	687.709
7306909090	Oth.thn bundy-weld pipes & tubes,with internal diameter > 12,5mm	2.366.507	8.334.060	3.460.473	14.445.292
7307110000	Cast fitting of non-malleable cast iron	3.088	139.268	25.577	242.002
7307190000	Cast fitting of other than non-malleablecast iron	444.595	4.036.509	1.420.578	12.279.667
7307210000	Other, of stainless steelflanges	345.550	3.850.420	851.187	7.492.164
7307220000	Other, of stainless steelthreaded elbows, bends and sleeves	83.216	656.197	270.469	3.117.593
7307230000	Other, of stainless steelbutt welding fittings	102.515	616.752	464.705	3.218.302
7307290000	Oth.,of stainlss steel oth.than flanges,butt welding,threaded elbow,bend&sleeve	161.992	1.004.777	879.313	4.432.447
7307910000	Tube or pipe fittings (couplings)flanges	1.097.929	5.348.198	4.088.754	19.102.366
7307920000	Tube or pipe fittings (couplings)threaded elbows, bends and sleeves	174.014	884.340	1.734.670	7.058.455
7307930000	Tube or pipe fittings (couplings)butt welding fittings	528.102	1.617.212	4.363.432	10.629.124
7307990000	Other tube/pipe fittings (couplings)	1.993.836	9.763.279	7.532.659	40.806.825
7308101000	Bridges and bridge sect. w prefab'tedtype joined by shear connectors	41	754	181	3.892
7308109000	Other bridges and bridge sections	111.231	478.994	518.682	1.419.462
7308201100	Towers with prefabricated modular type joined by shear connectors	33.651	42.458	28.968	106.450
7308201900	Other towers	197.487	847.690	641.133	2.267.921
7308202100	Lattice masts w prefabricated modular type joined by shear connectors	0	1.593	0	50.515
7308202900	Other lattice masts	171.761	1.885.235	174.951	4.797.051
7308300000	Doors, windows and their framesand thres hold for doors	100.600	478.016	392.096	1.744.139
7308401000	Equip. for scaffolding w prefabricatedmodlr type joined by shear connectors	11.287	86.713	13.721	73.726
7308409000	Other equipment for scaffolding,shuttering, propping or pit propping	231.688	918.060	457.899	2.923.128
7308902000	Other, prefabricated modular type joined by shear connectors	2.795	34.100	11.082	67.863
7308903000	Oth. corrug,curved/bent galv'd plt fass'bly.into undgrmd conduits&culvert	75.226	196.149	160.351	525.184
7308904000	Oth parts of tub/tunnels,made of formd&bended corrugated sheet of iron/steel	7.055	1.200.431	34.475	2.123.165
7308905000	Other, prefabricated modularrail for ships	11.166	25.302	17.839	91.921
7308909000	Other structures and partsof structures of iron or steel	10.753.762	52.650.092	22.087.510	151.828.685
7309000000	Reservoir,tank,vat&similar containerof iron/steel, capacity > 300 ltr	841.862	2.860.121	4.555.785	13.670.806
7310100010	Tank,cask,drum,can,boxe&similarfor transporting or coagulating latex	4	60.893	160	121.111
7310100020	Tank,cask,drum,can,boxe&similarof iron or steel casting in the rough	10.589	89.218	28.193	269.031
7310100030	Tank,cask,drum,can,boxe&similarother of iron/steel forging/stamping	12.151	90.870	6.525	152.503
7310100090	Oth.tank,cask,drum,can,boxe&similar	1.219.484	3.300.759	4.034.260	9.470.696
7310211010	Cans <1L,closed by soldering ofiron/steel casting in the rough	0	36.798	0	74.310
7310211020	Cans <1L,closed by soldering ofiron/steel forging or stamping in	0	11.075	0	34.797
7310211090	Oth.cans <1L,closed by soldering ofiron/steel	14.451	138.854	35.664	344.760
7310219010	Cans >1L & <50L,closed by soldering ofiron/steel casting in the rough	0	19.721	0	232.276
7310219020	Cans >1L & <50L,closed by soldering ofiron/steel forging or stamping in	0	102.061	0	89.589
7310219090	Oth.cans >1L & <50L,closed bysoldering of iron/steel	167.884	517.416	419.452	1.379.256
7310291010	Cans <1L,not soldering ofiron/steel casting in the rough	0	3.304	0	45.772
7310291020	Cans <1L,not soldering ofiron/steel forging or stamping in	3	12	12	1.986
7310291090	Oth.cans <1L,not soldering ofiron/steel	67.100	124.217	186.797	350.241
7310299010	Cans >1L & <50L,not soldering ofiron/steel casting in the rough	467	2.473	3.572	12.768
7310299020	Cans >1L & <50L,not soldering ofiron/steel forging or stamping in	1.366	3.902	206.754	209.420
7310299090	Oth.cans >1L & <50L,not soldering of iron/steel	547.380	2.196.367	186.369	3.874.064
7311001100	Cont'ners for compressed/liquefied gasseamless stl cylinders, capacity< 30 ltr	8.053	149.937	300.981	503.368
7311001900	Other seamless steel cylinders	338.095	1.570.400	762.098	3.895.576
7311009100	Other containers of iron or steelwith capacity of less than 30 l	3.661.372	21.467.782	7.478.302	45.384.212
7311009900	Other containers of iron or steel	46.171	980.307	74.596	2.617.139
7312101000	Standed wr,ropes & cables for lockedcoil,flatt'ed strands&non rotng wr rp	69.647	397.719	466.333	1.414.138
7312102000	Stranded wire,rope&cables by plated/coatd with brass,& of a nom.d<=3mm	351.349	1.500.249	910.157	3.879.168
7312104000	Stranded wire, rope and cables withstranded wire of diameter of< 3 mm	16.149	106.429	112.945	630.821
7312109000	Other stranded wire, rope and cables	1.365.117	10.346.581	2.709.950	20.362.310
7312900000	Oth stranded wire, rope and cables,plaitd bnds,slings&of ir/stl not elect	1.035.668	4.517.294	1.703.482	8.049.034
7313000000	Barbed wr of iron/steel; twisted hoop&of a kind used f fencing of iron/stl	62.828	163.539	40.324	176.409
7314120000	Woven cloth with endless bandsfor machinery, of stainless steel	1.732	17.107	101.535	345.378
7314140000	Woven cloth, of stainless steel	8.868	61.971	182.940	812.924
7314191000	Endless bands for machinery oth thn ofstainless steel	46.314	91.452	52.842	141.852
7314199000	Other woven cloth, not stainless steel	2.237	45.563	41.631	341.132
7314200000	Grill&fencing,welded at the intersectofwr wth a max.sect.d>3mm&mesh s>100cm	252.775	1.972.254	171.258	1.348.050
7314310000	Other grill, netting & fencing,weldedat the intersect.by pltd/coatd w zinc	185.674	1.056.429	118.365	622.907

I.3. IMPOR MENURUT KOMODITI / IMPORT BY HS COMMODITY
***** MEI / MAY 2009 *****

HS	Uraian Komoditi Commodity Description	Berat Bersih / Net Weight (Kg)		Nilai / Value C.I.F (US\$)	
		Bulan ini Current Month	Kumulatif Cum.Jan. to date	Bulan ini Current Month	Kumulatif Cum.Jan. to date
7314390000	Oth grill, netting and fencing,welddat the intersection	424.171	1.271.466	423.519	1.889.522
7314410000	Oth cloth, grill, netting and fencingby plated or coated with zinc	13.896	356.722	8.494	276.739
7314420000	Oth cloth, grill, netting and fencingby coated with plastics	1.030	360.508	412	223.487
7314490000	Oth cloth, grill, netting and fencing	199.255	776.222	179.823	621.330
7314500000	Expanded metal	116	31.638	654	42.116
7315111100	Roller chain for bicyclesof mild steel	22.507	149.989	31.517	312.222
7315111200	Roller chain for motorcyclesof mild steel	420.156	1.571.652	1.448.526	6.106.607
7315111900	Other mild steel for roller chain	65.864	156.628	94.127	542.251
7315112100	Other roller chain for bicycles	36.044	65.009	20.991	39.798
7315112200	Other roller chain for motorcycles	480.934	3.143.920	1.226.496	7.916.288
7315112300	Oth roller chain transmis. type6mm < pitch length <= 3mm	13.444	58.233	219.484	430.861
7315112900	Other roller chain	211.337	909.358	489.965	2.995.807
7315120000	Other roller chainof mild steel	482.147	2.309.956	2.310.435	8.052.305
7315191100	Roller chain for bicyclesof bicycle chain	1	1	45	45
7315191200	Roller chain for motorcyclesof motorcycle chain	4.681	46.603	133.599	1.032.013
7315191900	Other roller chainof other mild steel	2.404	4.920	6.370	45.110
7315199100	Other roller chain for bicyclesof bicycle chain	0	1.157	0	19.734
7315199200	Other roller chain for motorcyclesof motorcycle chain	5.521	23.810	156.547	842.116
7315199900	Other roller chain of other thanbicycle chain&motorcycle chain	1.575	41.291	16.139	186.972
7315201000	Skid chainof mild steel	181	22.190	168	118.159
7315209000	Other Skid chainof mild steel	14.528	50.091	16.932	171.411
7315811000	Stud-linkof mild steel	1.115	24.483	6.081	62.580
7315819000	Other Stud-linkof mild steel	123.670	1.236.572	142.758	1.470.658
7315821000	Other, welded linkof mild steel	0	1.071	0	9.398
7315829000	Other, welded link	152.646	442.489	100.539	400.337
7315891200	Other chain for motorcyclesof mild steel	33.051	205.558	486.879	3.326.538
7315891900	Other chain of mild steel not formotorcylcles and bicycles	3.448	38.453	20.178	299.557
7315892100	Other chain for bicyclesof other than mild steel	0	11.034	0	58.032
7315892200	Other chain for motorcyclesof other than mild steel	9.570	36.580	6.355	27.155
7315892900	Other chain not mild steel, not formotorcylcles and bicycles	125.861	364.368	519.247	1.632.459
7315901000	Other parts of chain for motorcyclesand bicycles	948	8.845	12.669	110.953
7315909000	Other parts of chain not formotorcylcles and bicycles	275.428	1.436.261	894.290	6.631.450
7316000000	Anchors, grapnels and parts thereof,of iron or steel	426.663	1.933.249	940.492	4.192.991
7317001000	Wire nails	212.459	1.920.290	172.176	864.371
7317002000	Staples	35.500	332.635	57.549	320.810
7317009010	Dog spikes for rail sleepers,carding -tacks&similar articles,of iron or steel,	44.011	101.195	22.683	99.125
7317009020	connector & anti-splitting,connector andHob nails for footwear, ring nails	15.474	92.513	154.774	345.552
7317009030	connector and anti-splitting, connectorHooknails	2.875	235.872	8.757	94.964
7317009040	connector and anti-splitting, connectorCorrugated nails, drawing pins and tacks	408.816	2.812.630	154.791	983.662
7317009090	Oth.connector and anti-splitting,conn -ector and anti splitting	1.803.437	7.889.369	601.615	3.392.579
7318110000	Threaded articles for coach screws	1.209	136.630	9.279	177.840
7318121000	Other wood screws with an externaldiameter not exceeding 16 mm	84	54.303	28.773	153.419
7318129000	Other wood screws	104.394	412.842	379.141	1.969.777
7318131000	Screw hooks and screw rings with anexternal dmtr not exceeding 16mm	66	4.507	1.692	31.335
7318139000	Other screw hooks and screw rings	10.460	130.046	43.866	554.886
7318141000	Self tapping screw with an externaldiameter not exceeding 16 mm	12.577	34.205	78.855	324.315
7318149000	Other self tapping screws	4.659	122.683	61.754	915.080
7318151100	Screw metal with/without nuts/washerswith an external diameter <=16 mm	107.425	624.685	805.164	5.125.284
7318151200	Bolts for metal, with/ without nuts ofan external diameter <= 16mm	458.538	3.646.378	3.367.443	16.546.209
7318151900	Oth screws&bolts whether/not without -their nut/washers wth.an ext'l dmtr>16mm	54.705	415.799	248.265	1.752.137
7318159100	Other screws for metal with or withoutnuts or washers	158.858	439.772	330.268	1.408.897
7318159200	Other bolts for metal,with or without nuts	205.282	1.164.620	900.935	4.330.780
7318159900	Other screws and bolts whether or notwith their nut or washers	111.835	1.237.461	413.745	6.259.178
7318161000	Nuts with an external diameter notexceeding 16 mm	114.502	514.438	675.817	3.273.769
7318169000	Other nuts	400.549	4.246.462	1.927.515	13.279.481
7318191000	Other threaded articles of an externaldiameter not exceeding 16 mm	5.033	103.247	51.874	720.305
7318199000	Other threaded articles of ironand steel	73.120	557.398	366.433	2.419.069
7318211000	Non threaded artic. for spring washers&oth lock washers w an ext'nal d<16mm	17.539	28.466	29.572	154.578
7318219000	Other spring washersand other lock washers	29.569	206.880	320.633	2.264.462
7318221000	Other washers with an externaldiameter not exceeding 16 mm	15.557	235.827	234.476	2.211.550
7318229000	Other washers	103.151	585.836	1.120.778	6.013.111
7318231000	Rivet with an external diameternot exceeding 16 mm	7.548	53.437	40.764	395.666
7318239000	Other rivets	9.495	56.462	137.959	597.002
7318241000	Cotters& cotters pins with an externaldiameter not exceeding 16 mm	13.077	198.626	200.627	926.215
7318249000	Other cotters and cotter pins	48.449	198.448	375.543	2.701.138
7318291000	Oth non threaded articles wth anexternal diameter <= 16 mm	27.259	126.978	469.826	1.634.804
7318299000	Other non threaded articles	440.200	1.917.033	2.779.075	13.052.790
7319200000	Safety pins	4.174	45.294	18.738	137.317
7319300000	Other pins	88.587	564.365	875.691	4.560.494
7319900000	Oth similar articles for use in hand,of iron or steel	29.076	173.640	164.136	986.431
7320101000	Leaf springs and leavesfor motor vehicles	22.697	208.868	114.176	876.782
7320109000	Other leaf springs and leaves	55.473	124.675	1.216.422	1.996.419
7320201000	Helical springs for motor vehicles	64.190	296.570	536.163	2.394.103
7320209010	Other Helical springs for motor vehiclesFor motor vehicles or earth moving	18.331	134.262	374.168	1.601.725

I.3. IMPOR MENURUT KOMODITI / IMPORT BY HS COMMODITY
***** MEI / MAY 2009 *****

H S	Uraian Komoditi Commodity Description	Berat Bersih / Net Weight (Kg)		Nilai / Value C.I.F (US\$)	
		Bulan ini Current Month	Kumulatif Cum.Jan. to date	Bulan ini Current Month	Kumulatif Cum.Jan. to date
7320209090	Other Helical springs for motor vehicles	55.552	215.184	423.722	1.709.634
7320901000	Other springs and leavesfor motor vehicles	54.988	194.118	1.049.938	2.440.665
7320909000	Other springs and leaves	51.494	405.998	503.742	3.205.742
7321110000	Cooking appliances and plate warmersFor gas fuel or for both gas and other	23.975	226.935	80.837	845.535
7321120000	Cooking appliances and plate warmerswith liquid fuel	10.693	48.865	11.185	122.836
7321190000	Other Cooking appliances & plate warmersincluding appliances for solid fuel	0	14.114	0	54.728
7321810000	Other appliances with gas fuel orfor both gas and other fuels	1.804	17.394	8.310	35.372
7321820000	Other appliances with liquid fuel	11.450	12.624	30.517	31.370
7321890000	Other appliances with solid fuel	22	7.830	84	14.799
7321901000	Oth cooking appliances & plate warmersOf burner for kerosene stoves	22.207	74.100	59.641	238.732
7321909000	Other Cooking appliances and platewarmers	1.003.865	4.255.372	2.227.815	9.210.986
7322110000	Radiators and parts of cast iron	843	4.277	2.086	14.664
7322190000	Other parts of radiators	50.131	148.607	324.404	1.724.461
7322900000	Other radiators for central heating	235.623	361.004	2.304.154	4.035.941
7323100000	Iron/steel wool; pot scourers&scouringor polishing pads, gloves and the like	62.149	326.966	92.128	403.385
7323911000	Kitchenware of cast iron ,not enamelled	92.738	211.213	252.247	464.442
7323919000	Household articles of cast ironnot enamelled	41.533	438.895	57.039	1.261.660
7323920000	Household articles of cast iron,enamelled	16.199	42.455	14.562	141.157
7323931000	Kitchenware of stainless steel	251.895	1.094.517	734.490	2.920.435
7323939000	Other household articlesof stainless steel	178.524	548.481	303.163	1.045.978
7323940000	Household of iron(oth. than cast iron)or steel, enamelled	78.133	495.680	88.035	624.548
7323991000	Other kitchenware	132.345	581.567	208.831	1.018.359
7323999000	Other household articlesof iron or steel	67.439	418.683	194.470	1.122.247
7324100000	Sinks and wash basins,of stainless steel	88.598	537.750	129.941	1.269.767
7324210000	Bath of cast iron, whetheror not enamelled	1.238	14.168	6.640	54.189
7324290000	Bath of stainless steel	17.639	108.407	46.352	473.531
7324901000	Sanitary ware for flushing waterclosets or urinals (fixed type)	11.248	16.145	10.697	35.308
7324902000	Sanitary ware of bedpans,urinals(portable type) and chamber pots	186	461	500	834
7324909000	Other sanitary ware	72.600	464.468	146.512	949.519
7325101000	Other cast articles of non malleablecast iron by latex spouts & latex cups	1	156	7	2.127
7325109000	Other cast articles ofnon malleable cast iron	85.516	472.384	294.136	1.701.659
7325910000	Grinding balls and similar articlesfor mills	2.175.052	7.147.411	2.137.071	6.515.871
7325991000	Other cast articles of malleable castiron by latex spouts and latex cups	0	24.072	0	12.021
7325999000	Other cast articles ofmalleable cast iron	208.023	459.647	448.278	1.340.552
7326110000	Grinding balls&similar artic.for millsforged/stamped but not further works	2.105.263	12.583.675	2.734.953	15.830.997
7326190000	Other articles or iron or steelbut not forged or stamped	236.569	1.187.095	1.090.076	5.496.443
7326202000	Articles of iron or steel wirefor rat traps	338	1.853	4.876	7.039
7326205000	Articles of iron or steel wireWire poultry cages and the like	23.982	160.165	34.300	229.214
7326209000	Other articles of non ironor steel wire	358.359	1.266.123	382.184	2.423.131
7326901000	Ships' rudders not forged or stamped	76.314	331.850	518.884	2.749.461
7326903000	Stainless stl shield&clamp assembly wthrubbs.l for hubless cast ir&pipes fit.	221.026	504.383	558.970	2.542.410
7326904000	Latex spouts and latex cupsbut not forged or stamped	99	99	1.831	1.831
7326905000	Rat traps but not forged or stamped	0	5.793	0	45.957
7326907000	Stainless steel shield, clamp assemblyHorseshoes; riding boot spurs	4.042	11.335	60.842	266.570
7326909000	Other articles not forged or steamed	4.889.492	14.460.238	13.894.094	50.596.920
7401000000	Copper mattes, cement copper(precipitated)	1.457	4.585	8.685	25.481
7402000000	Unrefined copper,copper anodes for elec-trolytic refining.	75	4.550	1.012	63.894
7403110000	Refined copper for cathodes andsections of cathodes	7.254.112	14.152.465	30.897.384	55.617.752
7403120000	Refined copper for wire-bars	404	2.212	1.310	22.621
7403130000	Refined cooper for billets	0	49	0	73
7403190000	Other refined copper, unwrought	10.310	125.849	55.592	398.664
7403210000	Copper alloys for copper-zinc basealloys (brass)	391.919	995.550	2.583.822	5.750.400
7403220000	Copper alloys for copper-tin basealloys (bronze)	21.390	119.071	22.918	687.803
7403290000	Copper alloys for oth copper alloys(oth than master alloys of head.74.05)	22.196	106.393	139.127	922.612
7404000000	Copper waste and scrap.	147.717	941.497	452.632	1.732.951
7405000000	Master alloys of copper.	0	2.626	0	52.156
7406100000	Powders of non-lamellar structure	18.021	109.189	175.239	901.638
7406200000	Powders of lamellar structure; flakes	32.379	124.325	313.556	1.150.509
7407103000	Profiles of refined copper	3.479	49.082	23.842	227.377
7407109000	Other Profiles of refined copper	148.081	732.485	683.299	3.567.506
7407210000	Profiles of refined copperOf copper-zinc base alloys (brass)	174.077	1.545.563	572.127	4.780.372
7407290000	Other of copper alloys	40.646	340.034	594.845	3.728.170
7408110000	Copper wire.Of which the maximum cross-sectional	661.400	2.101.354	2.488.761	8.074.735
7408190000	Other wire of refined copper	652.790	2.887.701	2.585.698	9.077.085
7408210000	Copper wire of copper alloys withcopper zinc base alloys (brass)	56.530	676.971	362.857	3.537.652
7408220000	Copper wire of copper alloys w copper-nick bs alloys/c-nickel-zinc bs alloys	4.335	35.678	39.287	329.003
7408290000	Other copper alloys for copper wire	37.134	146.922	247.902	971.752
7409110000	Copper plates, sheets and strips, of refined copper in coils	88.212	915.053	542.081	5.107.289
7409190000	Copper plates, sheets and strips, of refined copper, not in coils	106.963	548.438	731.761	3.450.143
7409210000	Copper plates, sheets,strips, of copperzinc base alloys (brass), in coils	123.561	863.082	619.814	5.084.021
7409290000	Copper plates, sheets,strips, of copperzinc base alloys (brass), not in coils	144.373	620.591	632.739	2.483.283
7409310000	Copper plates, sheets,strips, of coppertin base alloys (brass), in coils	129.852	313.424	740.874	1.913.608
7409390000	Copper plates, sheets,strips, of coppertin base alloys (brass), not in coils	18.978	70.944	70.128	293.597
7409400000	Copper-nickel base alloy (cupro-nickel),copper-nickel-zinc base alloys unrefined	20.942	63.709	371.600	790.402

I.3. IMPOR MENURUT KOMODITI / IMPORT BY HS COMMODITY
***** MEI / MAY 2009 *****

HS	Uraian Komoditi Commodity Description	Berat Bersih / Net Weight (Kg)		Nilai / Value C.I.F (US\$)	
		Bulan ini	Kumulatif	Bulan ini	Kumulatif
		Current Month	Cum.Jan. to date	Current Month	Cum.Jan. to date
7409900000	Other copper alloys, unrefined	195	19.339	1.647	98.566
7410110000	Copper foil, refined, thickness < 0.15mm, not backed	34.920	183.414	197.476	1.039.110
7410120000	Copper alloys, refined, thickness< 0.15 mm, not backed	17.250	80.830	80.623	375.899
7410210010	Reinforced sheets/plates of polyamide,of refined copper, backed	106.545	336.868	462.253	1.446.403
7410210020	Reinforced sheets/plates of polyamide,Copper clad laminate for PCBs	547.887	1.794.079	2.306.436	7.702.602
7410210090	Reinforced sheets/plates of polyamide,Copper clad laminate not for PCBs	57.422	162.584	243.461	802.893
7410220000	Reinforced sheets/plates of polyamide,Of copper alloys, unrefined	39	85.069	222	437.639
7411100000	Copper tubes & pipes of refined copper	408.063	987.999	1.371.572	4.567.240
7411210000	Copper tubes & pipes of copper alloywith copper-zinc base alloys (brass)	124.939	364.223	658.698	1.953.762
7411220000	Copper tubes & pipes of copper alloywith cupro-nickel or nickel silver	2.390	31.948	108.812	398.442
7411290000	Other copper tubes and pipes	190.844	848.374	1.013.892	3.945.436
7412100000	Copper tube or pipe fitting ofrefined copper	4.462	16.625	32.982	106.048
7412201000	Copper tube or pipe fitting ofcopper-zinc base alloys (brass)	8.774	89.501	48.718	492.943
7412209000	Copper alloys, not brass, refined	113.979	399.233	399.671	1.612.918
7413000000	Stranded wire,cable,plaited bands,of copper, not electrically insulated.	91.041	309.273	181.071	784.605
7415101000	Nails&tacks(incl.drwing pins)of copperiron or steel with head of copper	4.031	190.886	15.885	208.714
7415102000	Staples and similar articles of copper	848	3.064	4.170	6.177
7415109000	Tacks, drawing pins, & similar articles	10.616	331.138	120.305	1.170.183
7415210000	Washers (including spring washers)but not threaded	50.021	90.689	215.978	438.878
7415290000	Other articles of copper, not threaded	30.480	63.964	141.551	335.088
7415331000	Screws	23.460	97.064	293.112	675.462
7415332000	Bolts and nuts	105.596	227.647	342.197	860.456
7415390000	Other articles of copper, threaded	39.710	214.395	149.237	753.154
7418110000	Pot scourers and scouring or polishingpads, gloves and the like	1.084	1.230	2.934	3.677
7418190000	Other Pot scourers & scouring/polishing	7.078	64.779	6.572	56.517
7418200000	Sanitary ware and parts thereof	3.187	32.974	21.273	191.959
7419100000	Chain and parts thereof of copper	155	19.876	596	41.660
7419910010	Fittings for fire hoses, of copper	2.290	22.088	54.077	156.399
7419910020	Reservoirs, tanks, vats and similarof copper	3.700	18.539	39.188	128.814
7419910030	Electroplating anodes,machine beltfor ships or other vessel	1.762	103.837	3.737	358.726
7419910090	Oth table, kichen,cast, moulded,stamped/forged but not further worked	57.947	76.628	325.577	426.446
7419991000	Electroplating anodes,machine beltfastener,fitting for ships,fire hoses	135.770	225.205	438.346	739.322
7419992000	Similar containers not fitted withmech./termal equip. of a cap.of <=300l	2.696	9.753	28.631	156.054
7419993100	Grill and netting of copper wirefor machinery	2.672	8.033	35.803	217.482
7419993910	Grill and netting of copper wireCloth suitable for making mosquito nets	247	1.262	1.644	7.201
7419993990	Other grill and netting of copper wire	452	4.123	8.146	56.027
7419994000	Other grill and netting of copper wireSprings	3.430	15.929	35.569	227.054
7419995000	Other grill and netting of copper wireCigarette cases or boxes and similar	0	521	0	1.781
7419999000	Other articles of non copper	19.952	78.362	33.961	447.561
7501100000	Nickel mattes	0	124	0	1.294
7501200000	Nickel oxide sinters&oth intermediateproduct of nickel metallurgy	668	788	2.060	2.709
7502100000	Nickel, not alloyed	41.838	233.077	385.831	2.107.147
7502200000	Nickel alloys	0	1	0	9
7504000000	Nickel powders and flakes.	421	12.956	18.427	223.816
7505110000	Bars, rods and profiles of nickel,not alloyed	118	5.729	3.271	61.940
7505120000	Bars, rods & profiles of nickel alloys	1.906	2.987	76.879	140.125
7505210000	Wire of nickel, not alloyed	2.457	25.547	65.074	371.985
7505220000	Wire of nickel alloys	21.278	45.995	314.338	745.484
7506100000	Nickel plates, sheets, strip&foil ofnickel, not alloyed	2.148	5.505	63.599	229.954
7506200000	Nickel plates, sheets, strip and foilof nickel alloys	11.590	110.006	219.627	1.112.790
7507110000	Tubes and pipes of nickel, not alloyed	454	4.027	2.490	157.789
7507120000	Tubes and pipes of nickel alloys	409	13.079	25.334	266.459
7507200000	Tube or pipe fittings	67.321	95.853	191.541	382.343
7508100000	Cloth, grill and netting,of nickel wire	3.232	4.213	18.077	23.244
7508903000	Bolts and nuts of non nickel	3.786	78.982	23.747	113.691
7508904000	Other articles suitable for usein building of non nickel	235	242	1.026	2.202
7508909010	Electro-plating anodes,wrought or un-wrought, including those produced by	6.853	66.001	33.220	295.228
7508909020	Screens for printing machines	10.671	21.171	117.653	441.403
7508909090	Other Nickel tubes, pipes, tube, pipefittings	313	15.299	27.776	1.123.586
7601100000	Aluminium, not alloyed	7.463.448	31.475.227	11.983.940	52.763.675
7601200000	Aluminium alloys	8.308.425	34.077.299	13.163.982	59.789.408
7602000000	Aluminium waste and scrap.	2.221.752	7.188.254	2.256.036	7.429.112
7603100000	Aluminium powders of non-lamellarstructure	27.680	164.702	68.075	483.626
7603200010	Aluminium powders and flakes of flakes	20.043	41.105	15.836	40.363
7603200020	Aluminium powders and flakes,powderof lamellar structure	7.863	93.432	40.495	422.452
7604101000	Bars and rods of aluminium not alloyed	2.025	94.261	20.400	269.414
7604109010	Profiles suitable for use as heat sinkwith cross-sect.dimension < 17,5x17,5 cm	27	4.269	470	64.870
7604109090	Oth profiles suitable for use as heatsink	68.253	177.045	171.081	542.777
7604211000	Perforated tube profile for evaporatorcoils of mtr veh. ac mach.of alum.ally	592	55.968	12.929	213.163
7604219000	Oth hollow profiles of aluminium alloys	131.762	925.962	694.959	4.283.933
7604291010	Extruded bars and rods not surfacetreated	812	80.668	7.908	275.732
7604291020	Extruded bars and rods surfacetreated	415	17.417	725	53.828
7604293000	Y-shaped profiles for zip fasteners,in coils of non aluminium alloys	815	18.768	5.788	194.396
7604299000	Other bars, rods and profiles ofnon aluminium alloys	344.437	1.393.797	921.798	2.835.287

I.3. IMPOR MENURUT KOMODITI / IMPORT BY HS COMMODITY
***** MEI / MAY 2009 *****

H S	Uraian Komoditi Commodity Description	Berat Bersih / Net Weight (Kg)		Nilai / Value C.I.F (US\$)	
		Bulan ini Current Month	Kumulatif Cum.Jan. to date	Bulan ini Current Month	Kumulatif Cum.Jan. to date
7605110000	Alum. wire of aluminium not alloyed which the max.cross-sect'l dim.exceeds	733	16.634	650	108.398
7605191000	Aluminium wire of non aluminium not alloyed with a diameter < 0.0508 mm	1.391	2.448	24.618	43.783
7605199000	Other aluminium wire of non aluminium not alloyed	57.892	140.845	218.788	523.759
7605210000	Alum. wire of aluminium alloys which the max.cross-sect'l dimension > 7 mm	0	9.405	0	32.485
7605291000	Aluminium wire of non aluminium alloys with a diameter not exceeding 0.254mm	13.229	19.894	41.420	159.755
7605299000	Other aluminium wire of non aluminium alloys	43.025	229.149	227.106	818.746
7606110010	Aluminium plates, sheets & strip of plain or figured by rolling of thick.>0.2mm	27.849	151.741	130.787	569.258
7606110090	Oth aluminium plates, sheets & strip of plain/figured by rolling of thick.>0.2mm	204.003	820.705	703.926	3.707.335
7606121010	Can stock (alloy 3004,3104 or 5182, of thickness > 0,25 mm, in coil	84.703	166.986	452.642	891.160
7606121090	Oth.Can stock (alloy 3004,3104, 5182, of thickness > 0,25 mm, in coil	65.144	160.926	518.941	873.207
7606123100	Sheets o alum. rigid cont.sheets alloy 5182,5082,hardness h19<1,000mm in width	1.087	343.910	8.510	1.501.187
7606123910	Other aluminium sheet/coil not exceeding 1,000 mm in width	207.468	2.340.540	786.475	6.655.918
7606123920	Other aluminium sheet / coil exceeding 1,000 mm in width	2.199.457	9.717.922	5.518.153	22.857.234
7606123930	Aluminium Litho Grade sheet/coil alloy ha 1052 hardness temper h19 and alloy	9	20.425	69	48.316
7606123990	Other aluminium sheet	258.713	1.589.826	951.066	6.204.998
7606124000	Oth, plain/figured by roll./press. but not surface treated of non alum. alloys	192.241	515.956	576.550	1.377.957
7606129000	Other aluminium plate rectangular of aluminium alloys	115.746	1.166.693	577.456	4.031.421
7606912000	Oth alum. not alloyed, plain/figured by rolling/pressing b not surface treated	0	7.313	0	26.266
7606919000	Oth aluminium plate, not rectangular of aluminium, not alloyed	5.062	43.681	39.500	767.143
7606923010	Venetian blind slat, whether or not rolled or cut, in width ϕ 1,000 mm	723	38.908	2.018	74.804
7606923020	Sheet or coil of alum. rigid containers sheet alloy 5182,5082,hardness h19	31.490	188.865	104.452	603.829
7606923090	Oth.than Sheet/coil of aluminium rigid container sheet alloy 5182,5082,hard h19	196.163	742.227	168.162	595.686
7606929010	Oth venetian blind slat, whether or not rolled or cut, in width ϕ 1,000 mm	0	11.558	0	56.049
7606929020	Oth.sheet/coil of alum.rigid containers sheet alloy 5182,5082,hardness h19	0	39	0	1.655
7606929090	Other aluminium alloys	76.900	449.636	195.933	844.385
7607110000	Aluminium foil not backed, rolled but not further worked	635.944	2.014.317	2.168.668	7.700.784
7607191000	Foil of aluminium alloy A1075 or A3903 not back, oth than rolled but not worked	18.418	270.845	97.530	1.738.815
7607199000	Oth than foil aluminium alloy A1075/a3903 not back, oth than roll but not work	201.242	542.338	2.149.367	5.939.559
7607204000	Aluminium foil backed for imitation gold or silver	22.102	61.896	65.108	195.428
7607209010	Aluminium foil laquer coated (white or of thickness >0,05 mm or < 0,15 mm	98.804	427.451	574.978	1.858.119
7607209090	Oth.aluminium foil, backed, thickness \leq 0.2 mm	91.094	431.385	1.193.371	3.636.263
7608100000	Aluminium tubes and pipes of aluminium, not alloyed	36.462	258.581	156.074	940.966
7608200000	Aluminium tubes and pipes of aluminium alloys	54.450	255.589	206.678	1.263.069
7609000000	Aluminium tube or pipe fittings (for example, coupling, elbows, sleeves)	162.421	277.880	499.941	1.492.465
7610100000	Alum. structures for doors, windows & their frames and thresholds for doors	117.803	748.083	332.029	5.420.307
7610901000	Oth alum. structures for bridges and bridge section, towers, lattice masts	56	3.850	1.512	13.868
7610909000	Other aluminium structures	201.083	1.026.683	275.117	1.790.165
7611000000	Aluminium reservoirs, tanks, vats and similar containers for any material	17.484	57.246	96.614	310.404
7612100000	Alum. collapsible tubular containers	21.229	87.230	161.357	793.985
7612901000	Aluminium casks, drums, cans, boxes and seamless containers for fresh milk	122	1.091	1.892	6.706
7612909000	Oth.aluminium casks, drums, cans, boxes & containers, for any material	506.135	1.556.088	2.105.025	6.035.764
7613000000	Aluminium containers for compressed or liquified gas	10.315	25.532	47.468	114.170
7614101100	Cable with steel core of circular cross section not exceeding 500 mm	0	97.829	0	334.595
7614101200	Cable with steel core of crclr cross section > 500 mm but < 1,000 mm	6	6	42	42
7614101900	Other cable with steel core	505	379.275	17.115	608.462
7614109000	Other stranded wire with steel core	37.559	110.813	197.951	561.772
7614901100	Cable without steel core of circular cross section not exceeding 500 mm	0	5	0	5
7614901900	Other cable without steel core	4	451	594	7.608
7614909000	Other stranded wire without steel core	7.558	42.644	21.887	346.261
7615110000	Pot scourers and scouring or polishing pads, gloves and the like of aluminium	280	2.166	760	3.127
7615190000	Oth table, kitchen/oth household articles & parts thereof of aluminium	80.708	361.938	183.139	672.950
7615201000	Bedpans, urinals (portable type) and chamber	0	1	0	3
7615209000	Other sanitary ware and parts thereof of aluminium	43.106	215.080	194.950	719.799
7616101000	Nails of aluminium	19.298	59.280	51.697	210.357
7616102000	Staples and hooks of aluminium	18.576	164.765	115.074	611.960
7616109000	Tacks, rivets, cotters, cotter pins and washers of aluminium	119.345	316.224	782.929	3.324.911
7616910000	Other cloth, grill, netting and fencing, of aluminium wire	20.823	176.975	25.360	142.632
7616992000	Ferrules for use in the manufacture of pencils	1.143	27.341	15.136	230.526
7616993000	Alum.slugs, round, of such dim. that the thick's>one tenth of the diameter	66.823	319.946	157.102	1.027.647
7616994000	Bobbins, spools, reels and similar supports for textile yarn	1.982	18.371	11.382	93.692
7616999010	Venetian blinds	21.910	41.599	87.420	240.797
7616999090	Other articles of aluminium	207.809	1.140.635	1.968.579	5.936.532
7801100000	Refined lead	2.093.201	12.371.695	3.034.279	15.446.691
7801910000	Oth unwrought lead & containing by wgt antimony as the principal oth element	1.160.356	7.841.063	1.489.523	9.582.203
7801991000	Oth unwrought lead & containing by wgt unrefined	2.000	202.106	3.809	219.143
7801999000	Oth unwrought lead & containing by wgt	8	1.200.540	756	1.366.025
7804110000	Sheets, strip and foil of a thickness < 0,2 mm	0	1.934	0	25.595
7804190010	Lead embossed, cut to shape, perforated, coated, printed, backed, reinforce mtrial	2.506	39.842	84.367	290.382
7804190090	Oth.lead plates, sheets, strip and foil, lead	3.956	14.754	99.439	192.516
7804200000	Powders and flakes	0	29.089	0	10.577
7806002000	Other articles of lead, bars, rods, profiles and wire	695	18.231	24.107	294.022
7806003000	Other articles of lead, tubes, pipes and tube or pipe fittings (for	8.022	10.186	31.891	51.644
7806009010	Lead wool, washers, electro-plating anodes	389	19.671	1.216	164.048
7806009090	Other articles of lead	5.396	33.399	51.932	323.981

I.3. IMPOR MENURUT KOMODITI / IMPORT BY HS COMMODITY

*** MEI / MAY 2009 ***

HS	Uraian Komoditi Commodity Description	Berat Bersih / Net Weight (Kg)		Nilai / Value C.I.F (US\$)	
		Bulan ini Current Month	Kumulatif Cum.Jan. to date	Bulan ini Current Month	Kumulatif Cum.Jan. to date
7901110000	Zinc not alloyed containingby weight 99.99% or more of zinc	4.710.934	18.635.327	6.797.081	23.715.810
7901120000	Zinc not alloyed containingby weight < 99.99% of zinc	2.085.903	11.152.706	3.034.573	16.236.459
7901200000	Zinc alloys	1.445.740	5.234.408	2.306.293	7.724.816
7902000000	Zinc waste and scrap.	0	3	0	44
7903100000	Zinc dust	107.742	687.732	232.370	1.527.724
7903900000	Zinc powders and flakes	121.775	463.514	346.175	1.308.714
7904000010	Zinc wire,bars,rods,not surface treated	6	100.422	11	248.165
7904000090	Zinc profiles	1.827.613	2.231.596	486.413	631.121
7905001010	Zinc plates, sheets, strip not surfacetreated	140.714	756.222	162.263	885.861
7905001020	Zinc plates, sheets, strip surfacetreated	16	213.581	310	237.609
7905002010	Zinc foil not surface treated	7.402	262.907	8.447	227.615
7905002090	Zinc foil Surface treated	0	80.533	0	213.321
7907003000	Gutters, roof capping, skylight frames& oth fabricated building components	128.792	560.117	81.897	497.193
7907004000	Zinc tubes, pipes,tube, pipe fittings(cuoplings, elbows, sleeves)	78	26.113	416	33.081
7907009010	Electro-plating anodes; stencil plates	29.176	178.493	61.735	417.340
7907009020	Domestic articles and parts thereof	0	19.436	0	36.008
7907009090	Oth articles of zinc oth than domestic	330.293	1.281.006	698.394	2.501.652
8001100000	Tin, not alloyed	5.674	20.880	34.011	125.505
8001200000	Tin alloys	1.714	7.415	23.933	108.013
8002000000	Tin waste and scrap.	52	14.430	640	150.369
8003000000	Tin bars, rods, profiles and wire.	36.028	129.854	591.283	2.674.801
8007002000	Other articles of tin, sheets and strip,Plates, thickness > 0,2mm	37.085	147.775	83.912	290.210
8007003000	Tin-foil (whether or not printed or backper),thick < 0,2 mm,powder & flakes	3.305	3.680	15.721	25.076
8007004000	Tin-Tubbes, pipes and tube or pipe fitti(for example, couplings, elbows, sleeves	0	735	0	4.904
8007009010	article of tin, Collapsible tubes fordentifrices, colours, and the like,	1.579	1.999	29.540	36.373
8007009090	Other articles of tin	8.941	596.746	22.907	605.914
8101100000	Tungsten (wolfram) powders	3.909	13.625	46.746	195.286
8101940000	Unwrought tungsten, including barsand rods obtained simply by sintering	193	3.225	1.386	10.647
8101960000	Tungsten wire	631	5.228	37.796	126.381
8101990010	Tungsten bar&rods,oth than those obtaineplly by sintering,profiles, sheet, strip	10.519	14.580	481.532	660.271
8101990090	Other tungsten (wolfram)	18.415	35.445	503.123	797.361
8102100000	Molybdenum powders	0	119	0	10.081
8102940000	Unwrought molybdenum, including barsand rods obtained simply by sintering	0	1	0	16
8102950000	Molybdenum bar&rods,o.than those obt'dsimp. by sintering,profiles,strip&foil	0	230	0	881
8102960000	Molybdenum wire	778	4.498	61.198	236.214
8102990000	Other molybdenum	0	83	0	261
8103200000	Unwrought tantalum, including bars androds obt'd simp.by sintering; powders	150	3.227	45.502	1.061.445
8103900000	Other tantalum	0	1	0	615
8104110000	Unwrought magnesium containingat least 99.8 % by weight of magnesium	111.585	208.487	297.983	557.700
8104190000	Other unwrought magnesium	24.160	40.904	66.394	98.525
8104300000	Magnesium raspings,turnings &granules,graded according to size; powders	1	22.340	120	224.730
8104900000	Other magnesium	342	6.250	2.419	23.831
8105201000	Unwrought cobalt	0	10.104	0	67.221
8105209000	Mattes cobalt; cobalt powders	11	127	1.074	11.508
8105900000	Other cobalt mattes	212	780	83.049	244.947
8106009000	Other bismut	13	1.078	405	19.381
8107200000	Unwrought cadmium, powders	0	1	0	51
8107900000	Other cadmium	0	43	0	710
8108200000	Unwrought titanium; powders	1	85	10	2.669
8108900000	Other titanium	126.463	365.725	3.544.501	5.926.307
8109200000	Unwrought zirconium; powders	3.305	4.787	26.783	26.971
8109900000	Other zirconium	1.481	18.989	39.948	77.060
8110100000	Unwrought antimony; powders	1	45.325	36	203.517
8110900000	Other antimony	19.890	19.890	88.511	88.511
8111000000	Manganese and articles thereof, includewaste and scrap.	0	8.233	0	23.410
8112190000	Other beryllium	4	1.198	166	20.714
8112210000	Unwrought chromium; powders	740	3.740	14.764	53.614
8112990000	Other thallium	15.702	86.699	86.489	241.388
8113000000	Cermets and articles thereof,including waste	0	1	0	183
8201100000	Spades and shovels	16.640	18.074	14.230	34.946
8201301000	Hoes (mamooties) and rakes	2	165	33	1.557
8201309000	Mattocks and picks	50	522	919	8.012
8201400000	Axes, bill hooks and similar hewing tool	286	331	220	918
8201500000	Secateurs & similar one-handed prunersand shears (including poultry shears)	7.632	40.725	12.840	72.846
8201600000	Hedge shears,two-handed pruning shearsand similar two handed shears	0	82	0	79
8201900000	Other hand tools of a kind used inagriculture, horticulture or forestry	240	1.116	3.237	4.711
8202100000	Hand saws	110.276	341.162	119.715	363.481
8202200000	Band saw blades	28.065	146.962	192.864	932.139
8202310000	Circular saw blades with working partof steel	8.531	27.284	19.504	130.030
8202390000	Other circular saw blades,including parts	34.218	169.214	64.936	515.319
8202400000	Chain saw blades	5.020	45.633	9.782	79.994
8202910000	Straight saw blades for working metal	3.348	29.679	3.819	49.524
8202991000	Straight saw blades	366	6.485	8.718	32.816
8202999000	Other saw blades	63.883	324.548	221.261	1.529.510

I.3. IMPOR MENURUT KOMODITI / IMPORT BY HS COMMODITY
***** MEI / MAY 2009 *****

HS	Uraian Komoditi Commodity Description	Berat Bersih / Net Weight (Kg)		Nilai / Value C.I.F (US\$)	
		Bulan ini Current Month	Kumulatif Cum.Jan. to date	Bulan ini Current Month	Kumulatif Cum.Jan. to date
8203100000	Files, rasps and similar tools	24.676	105.584	53.675	227.131
8203200000	Pliers (including cutting pliers),pincers, tweezers and similar tools	203.704	770.989	458.455	1.361.886
8203300000	Metal cutting shears and similar tools	76.793	240.042	280.947	685.977
8203400000	Pipe-cutters, bolt croppers,perforating punches, and similar tools	23.259	158.357	123.710	844.368
8204110000	Hand operated spanners and wrencheson - adjustable	231.660	934.182	399.122	2.268.181
8204120000	Hand operated spanners and wrenchesadjustable	236.054	785.060	381.074	1.325.751
8204200000	Interchangeable spanner sockets,with or without handles	73.845	267.339	204.517	940.682
8205100000	Drilling, threading or tapping tools	53.639	244.930	155.880	1.009.788
8205200000	Hammers and sledge hammers	634.765	1.564.409	1.026.153	2.067.273
8205300000	Planes, chisels, gouges andsimilar cutting	80.326	529.847	187.156	806.519
8205400000	Screwdrivers	151.991	391.384	269.264	738.641
8205511000	Flat irons	317	389	778	12.100
8205519000	Other household tools	22.743	88.350	51.232	376.948
8205590000	Other hand tools , oth than househodtools	233.079	838.933	660.318	2.335.850
8205600000	Blow lamps	8.603	10.915	16.670	19.117
8205700000	Vices, clamps and the like	114.190	826.998	380.645	2.243.578
8205800000	Anvils; portable forges; hand-/pedal-op'ted grinding wheels with frameworks	7.961	23.043	61.911	229.435
8205900000	Sets of articles of two or moreof the foregoing subheadings	62.683	221.659	243.173	1.291.642
8206000000	Tools of two/more of the headings82.02to82.05 put up in sets for retail sale	53.321	448.071	278.295	2.298.798
8207130000	Rock drilling or earth boring toolswith working part of cermets	2.698	27.190	58.199	381.702
8207190000	Other rock drilling or earth boringtools, including parts	117.790	693.189	3.271.211	21.433.244
8207200000	Dies for drawing or extruding metal	4.316	452.845	231.428	7.097.779
8207300000	Tools for pressing, stampingor punching	57.481	393.056	1.107.420	6.883.915
8207400000	Tools for tapping or threading	27.505	109.318	204.821	1.382.977
8207500000	Tools for drilling,other than for rock drilling	62.394	311.181	764.955	4.855.094
8207600000	Tools for boring or broaching	6.719	38.042	149.478	1.078.653
8207700000	Tools for milling	5.049	40.870	223.766	1.167.444
8207800000	Tools for turning	5.495	53.912	255.564	1.548.892
8207900000	Other interchangeable tools	38.347	214.191	964.965	4.791.299
8208100000	Knives and cutting bladesfor metal working	9.525	68.713	222.378	1.278.832
8208200000	Knives and cutting bladesfor wood working	24.837	246.483	142.496	1.254.298
8208300000	Knives&cutting blades f kitchen app'es/for mach. used by the food industry	1.801	14.085	37.002	126.639
8208400000	Knives&cutting blades for agricultural, horticultural or forestry machines	479	52.995	9.266	194.734
8208900000	Other knives and cutting blades	153.033	612.067	982.521	5.279.512
8209000000	Plates, sticks, tipsand the like for tools,	24.016	70.183	560.137	2.134.865
8210000000	Hand-operated mechanicalappliances, weighing	58.373	279.608	58.825	296.968
8211100000	Knives with cutting blades,serratedor not and sets of assorted articles	65	23.329	178	43.562
8211910000	Table knives having fixed blades	16.763	79.223	79.294	261.560
8211925010	knives ,fix blades, handle of base metalfor agricultural, horticultural/forestry	410	1.207	576	8.758
8211925090	knives ,fix blades,handle oth than metalfor agricultural, horticultural/forestry	9.311	18.133	3.305	13.878
8211929010	Flick or spring knives; hunting,divingand scouts knives,penknives;blades>15 cm	432	3.633	2.063	22.779
8211929020	Other knives having fixed bladeswith handle of base metal	243	2.395	3.812	14.567
8211929090	Other knives having fixed bladeswith handle oth than base metal	373	29.732	12.997	108.435
8211932010	Knives,oth than fixed blades,with handlebase metal, for agricultural, forestry	0	489	0	3.276
8211932090	Knives,oth than fixed blades,handle oththan metal, for agricultural, forestry	27	8.898	233	16.727
8211939010	Knives having other than fixed bladeswith handle of base metal	93	274	3.424	7.490
8211939090	Knives having other than fixed blades,with handle oth than base metal	15.273	25.685	43.523	152.270
8211940000	Blades with handle of base metal	18.360	89.724	65.524	263.767
8211950000	Knives with handles of base metal	2.209	14.763	15.015	51.609
8212100000	Razors	25.598	109.084	66.724	529.623
8212201000	Safety razor bladeswith double-edged razor blades	67.474	324.611	783.155	4.276.020
8212209000	Other razors and razor blades	26.815	185.348	90.657	351.229
8212900000	Other parts of razors and razor blade	267	1.435	800	72.620
8213000000	Scissors, tailors' shearsand similar shears,	80.616	275.833	161.030	511.437
8214100000	Ppr knives,ltr openers,erasing knives,pencil sharpeners and blades therefor	94.759	373.905	136.560	768.132
8214200000	Manicure or pedicure setsand instruments	54.354	177.140	79.094	361.348
8214900000	Other articles of cutlery	119.516	278.806	139.904	758.644
8215100000	Spoons,forks,ladles,skimmer,cake serv.&fish knives sets of assorted articles	30.666	62.139	38.956	110.684
8215200000	Similar kitchen and tableware,other sets of assorted articles	21.406	150.166	30.177	266.146
8215910000	Similar kitchen and tablewareplated with precious metal	0	1.854	0	22.536
8215990000	Other similar kitchen and tableware	203.664	731.173	320.376	1.429.763
8301100000	Padlocks	323.058	919.560	465.113	1.299.003
8301200000	Locks of a kind used f motor vehicles	70.779	450.312	921.859	4.694.699
8301300000	Locks of a kind used for furniture	297.704	1.072.744	356.069	1.260.876
8301400000	Other locks	467.905	2.065.918	819.106	3.818.437
8301500000	Clasps and frames with clasps,incorporating locks	20.243	55.976	135.368	422.435
8301600000	Parts of padlocks and lock	297.198	986.148	1.355.833	5.716.664
8301700000	Keys presented separately	3.707	67.890	92.555	255.297
8302100000	Hinges	846.049	3.418.274	1.035.429	4.774.705
8302200000	Castors	156.613	1.059.642	273.548	1.296.552
8302300000	Oth mountings, fittings and similararticles suitable for motor vehicles	132.289	600.129	1.058.668	4.417.454
8302413010	Hasps ; suitable for buildingsuitable for building	174.877	650.244	131.167	633.684
8302413090	Bolts, hooks, eyes and staplessuitable for building	40.512	295.150	46.793	287.273
8302419000	Other mountingsuitable for building	436.197	2.307.012	656.889	2.826.154

I.3. IMPOR MENURUT KOMODITI / IMPORT BY HS COMMODITY
***** MEI / MAY 2009 *****

H S	Uraian Komoditi Commodity Description	Berat Bersih / Net Weight (Kg)		Nilai / Value C.I.F (US\$)	
		Bulan ini Current Month	Kumulatif Cum.Jan. to date	Bulan ini Current Month	Kumulatif Cum.Jan. to date
8302421000	Bolts and hasps suitable for furniture	88.337	226.894	148.615	364.940
8302429000	Other Mounting ; suitable for furniture	730.079	3.667.356	1.353.880	7.089.925
8302491000	Mounting of a kind suitable for saddlery	4.162	94.990	26.071	165.467
8302499000	Other mounting ; oth than of a kind suitable for saddlery	208.762	989.969	411.128	1.781.602
8302500000	Hat-racks,hat-pegs, brackets and similar fixtures	36.411	134.973	90.679	364.205
8302600000	Automatic door closers	84.198	300.561	161.055	562.761
8303000000	Armoured/reinforced safes, strong-boxes and doors and safe deposit lockers	255.229	842.209	493.212	1.481.729
8304001000	Filing cabinets or card-index cabinets	19.476	199.058	44.920	395.656
8304002000	Office or desk equipment of copper or of lead	1.457	3.421	9.529	11.225
8304009000	Other similar office or desk equipment	150.867	764.810	947.836	5.127.151
8305101000	Fittings for double loop wire binders double loop wire binders	15.298	41.601	20.041	83.059
8305109000	Fittings for loose-leaf binders or files other than double loop wire binders	175.220	519.688	263.052	728.234
8305200000	Staples in strips	238.027	606.803	309.662	750.770
8305900000	Letter coners, paper clips, indexing tags office articles	192.358	838.103	1.145.284	2.396.384
8306101000	Bells for cycles	3.350	20.400	4.113	73.910
8306102000	Bells, gongs and the like, of copper	0	515	0	2.334
8306109000	Bells, gongs and the like, other than of copper	1.965	10.307	7.612	31.669
8306210000	Statuetes and other ornaments plated with precious metal	0	21	0	431
8306291000	Statuetes and other ornaments, of copper or lead	548	900	2.374	3.834
8306299000	Statuetes and other ornaments, of other than copper or lead	4.406	18.947	10.599	90.475
8306301000	Photograph, picture or similar frames; mirrors : of copper	426	634	1.475	7.625
8306309000	Photograph, picture or similar frames; mirrors : of other than copper	21.084	160.109	58.710	354.865
8307100000	Flexible tubing of base metal, with or without fitting of iron or steel	117.435	409.736	393.090	2.668.520
8307900000	Flexible tubing of base metal, with or without fitting of other base metal	25.813	139.822	67.492	3.391.515
8308100000	Hooks, eyes and eyelets of base metal of a kind used for clothing, footwear, awnings and handbags	190.234	992.588	1.460.514	8.020.999
8308200000	Tubular/bifurcated rivets of base metal of a kind used for clothing, footwear	17.643	70.803	206.865	968.421
8308901000	Beads of base metal	5.873	150.794	83.097	940.834
8308902000	Spangles of base metal	40.880	58.946	108.291	594.825
8308909000	Other clups and parts	292.602	1.219.265	1.425.247	5.832.404
8309100000	Crown corks of packing accessories of base metal	13.797	47.115	55.228	185.050
8309901000	Capsules for bottles of base metal	13.225	43.605	71.565	549.431
8309902000	Top ends of alum. cans of base metal	178.072	930.742	1.025.743	5.422.203
8309903000	Other caps for cans of base metal	93.672	508.414	298.152	1.345.576
8309904000	Bungs for metal drums; bung covers; seals; case corner protectors	58.770	90.512	95.189	293.066
8309905000	Other packing accessories, of aluminium	15.905	220.395	126.799	2.074.785
8309909000	Other packing accessories, of base metal	99.198	304.221	1.372.435	3.461.508
8310000000	Signs, name, address and similar plates, numbers, and other symbols, of base metal	14.443	81.671	143.518	650.961
8311101000	Coated electrodes of base metal, for electric arc-welding : In rolls	250.301	2.993.968	287.507	3.471.669
8311109000	Coated electrodes of base metal, for electric arc-welding, in other than rolls	1.751.690	6.778.180	2.873.502	12.518.591
8311201000	Cored wire of base metal, for electric arc-welding : In rolls	375.483	1.640.918	925.451	3.166.010
8311209000	Cored wire of base metal, for electric arc-welding : In other than rolls	149.969	932.207	279.286	1.534.985
8311301000	Coated rods & core wire of base metal for sold, brazing/welding by flame in roll	487.940	1.930.036	732.483	3.421.330
8311309000	Coated rods & core wire, base metal, for sold, brazing/weld by flame in other than roll	304.902	1.068.572	945.511	4.113.623
8311900000	wire and rods, of agglomerated base metal powder, used for metal spraying.	486.183	1.767.296	706.197	2.860.160
8401100000	Nuclear reactors	4.704	5.538	7.501.580	7.529.199
8401200000	Machinery and apparatus for isotopic separation, and parts thereof non-irradiated	66	17.445	1.704	167.122
8401300000	Fuel elements (cartridges),	2	142	187	17.311
8401400000	Parts of nuclear reactors	0	427	0	94.259
8402111000	Watertube boiler electric with a steam production exceeding 45 tons per hour	159.700	268.278	989.778	2.006.323
8402112000	Watertube boiler not electric with a steam production exceeding 45 tons / hour	4.241.139	4.241.139	18.013.264	18.013.264
8402121100	Watertube boilers elect. with a steam 15 tons <= steam prod. < 45 tons/hours	747.255	1.426.958	3.294.478	4.962.081
8402121900	Watertube boilers electric with a steam prod < 15 tons /hours	1.516.491	1.862.014	2.116.164	3.238.568
8402122900	Watertube boilers not electric with a 15 tons <= steam prod. < 45 tons/hours	232.445	1.324.919	601.174	3.146.133
8402191100	Electric boilers with a steam prod. < 15 tons/hours	529.958	634.972	1.532.955	1.641.523
8402191900	Other vapour elect generating boilers, including hybrid boilers, steam prod <= 15 ton/hours	40.740	318.616	357.003	1.293.225
8402192100	Other not-elect generating boilers, including hybrid boilers, steam prod > 15 ton/hours	0	11.472	0	38.400
8402192900	Other not-elect generating boilers, including hybrid boilers, steam prod <= 15 ton/hours	0	191.228	0	439.587
8402201000	Electric super heated water boiler electrically operated	0	88	0	1.560
8402202000	Electric super heated water boiler not electrically operated	828.017	1.093.535	3.841.369	6.155.816
8402901000	Boiler bodies or shells generating boilers	672.705	1.127.491	3.145.038	4.235.773
8402909000	Other parts of steam or other vapour generating boilers	870.480	5.822.711	4.365.646	29.113.267
8403100000	Boilers of central heating boilers other than those of heading 84.02.	8.700	3.158.801	50.248	8.392.454
8403901000	Boiler bodies or shells central heating boilers other than those of heading 84.02.	4	2.339	1.095	13.084
8403909000	Other part of central heating boilers other than those of heading 84.02.	17.474	1.109.616	132.574	10.954.096
8404101010	Soot remover for use with boilers of heading 84.02	132.693	517.549	797.983	2.199.343
8404101090	Other auxiliary plant for use with boilers of heading 84.02	840.944	29.097.639	3.189.701	101.030.821
8404102000	Other auxiliary plant for use with boilers of heading 84.03	0	401.963	0	1.926.875
8404200000	Condensers for steam or other vapour power units	32.702	501.991	399.164	10.858.159
8404901100	Boiler bodies or shells of goods of subheading 8404.10.10 :	0	648	0	7.697
8404901900	Part other than boiler bodies or shells of goods of subheading 8404.10.10 :	655	68.129	46.698	955.158
8404902900	Part other than boiler bodies or shells of goods of subheading 8404.10.20 :	0	33	0	2.811
8404909000	Other parts of auxiliary machinery for use with boilers	3.880.128	12.923.428	14.931.672	67.251.164
8405100000	Producer gas/water gas generators, with or without purifiers; acetylene gas	162.775	820.199	2.382.432	19.989.090
8405900000	Parts of producer gas or water generators	257.838	490.788	1.469.635	3.464.894

I.3. IMPOR MENURUT KOMODITI / IMPORT BY HS COMMODITY
***** MEI / MAY 2009 *****

HS	Uraian Komoditi Commodity Description	Berat Bersih / Net Weight (Kg)		Nilai / Value C.I.F (US\$)	
		Bulan ini	Kumulatif	Bulan ini	Kumulatif
		Current Month	Cum.Jan. to date	Current Month	Cum.Jan. to date
840610000	Turbines for marine propulsion	0	471.876	0	12.713.581
8406810000	Turbines oth than marine propulsionof an output exceeding 40 MW	443.872	10.035.624	5.803.786	66.210.182
8406820000	Turbines oth than marine propulsionOf an output not exceeding 40 MW	2.146.612	4.019.086	14.693.883	30.560.652
8406900000	Parts of steam turbines and parts	2.648.702	7.193.579	23.801.215	65.735.524
8407100000	Spark-ignition rprctg piston enginesfor aircraft	68.589	86.810	3.486.859	10.987.546
8407210000	Outboard motors, marine propulsion engines	53.955	302.744	1.354.996	7.845.414
8407291000	Spark-ignition rprctg piston engn foroth marine prop egn, output =< 22.38kw	33.581	206.676	293.330	940.954
8407299000	Spark-ignition rprctg piston engn foroth marine prop egn, output >750kw	81.525	139.021	2.189.888	3.755.278
8407310000	Reciprocating piston engine of vichileof chapter 87 ,capacity <=50 cc	6.379	20.961	3.801	7.616
8407320000	Reciprocating piston engine of vichileof chapter 87 ,50cc< capacity <=250 cc	159.513	1.101.076	1.043.777	8.664.847
8407330000	Reciprocating piston engine of vichileof chapter 87 ,250cc< capacity <=1000 cc	0	1.314	0	27.374
8407341000	Piston engine for pedestrian controlledtractors, cylinder capacity <= 1,100 cc	43	31.783	3.148	642.312
8407343000	Spark ignition rprctg piston engn of acyl.capa exc.1000 cc for vhc.of hd 87.11	4.265	18.861	95.622	423.730
8407349000	Piston engn of a capacity exc. 1000 ccoth.for tractors,vhc.of hd 87.11, 87,01	300.402	1.559.796	1.986.207	12.881.414
8407901000	Oth spark-ignition recipro pist engineof a power not exceeding 18.65 kw	286.848	807.717	1.242.042	3.360.450
8407902000	Oth spark-ignition recipro pist enginepower > 18.65 kw and <= 22.38	0	1.534	0	30.139
8407909000	Oth spark-ignition recipro pist engineof a power > 22.38kw (30hp)	33.782	265.673	377.536	840.295
8408104000	Comprss-igntn piston eng.for marinepropulsion of a power not exceed 750 kw	892.604	2.682.518	2.758.472	6.708.263
8408109000	Comprss-igntn piston eng.for marinepropulsion of a power exceeding 750 kw	171.463	1.536.049	3.659.482	32.666.755
8408201100	Comprss-igntn piston engines for vhcIs8701.10, output <= 60 kw	0	15.497	0	121.589
8408201200	Comprss-igntn piston eng oth for vhcIs8701.10, output <= 60kw,fully ass	290.086	821.212	274.725	1.211.968
8408201900	Comprss-igntn piston engines for vhcIs87,not fully assemble,output < 60kw	248.267	691.444	2.889.055	8.471.806
8408209100	Comprss-igntn piston engines for vhcIs8701.10, oth output not exceed 60 kw	0	116	0	2.295
8408209200	Comprss-igntn piston eng oth for vhcIs8701.10,oth.output <= 60kw,full ass	408.882	2.128.560	5.669.433	30.480.287
8408209900	Comprss-igntn pist engines oth for vhcI8701.10,oth.output <= 60kw,not fully ass	6.006	348.120	128.983	2.844.042
8408901010	Comprss-igntn piston engn for earth movemach. of an output not exc. 18,65 kw	0	9.437	0	203.764
8408901020	Comprss-igntn piston engn,railway loc/tramway vhc.of output not exc.18,65 kw	0	106	0	943
8408901090	Compr-ign piston engn oth for earth movemach,railway loc.output not exc.18,65kw	374.283	1.834.351	382.458	3.752.349
8408905010	Comprss-igntn piston engn for earth movemach. of an output exc. 100 kw	5.566	115.990	40.795	1.972.015
8408905090	Compr-ign piston engn oth.for earth movemach,railway loc. an output exc. 100 kw	62.656	603.633	938.479	6.261.139
8408909100	Compr-ign piston eng for earth move machoth.an outputs>100kw, and <=18,65 kw	4.250	183.819	92.954	747.854
8408909900	Comp.ign.piston eng.oth.earth move machrail loc. oth output exc.100kw,not18,65	350.824	1.561.433	1.608.914	6.187.488
8409100000	Parts suitable for aircraft engines	95	4.553	365	489.069
8409911100	Carburetors & parts thereof for earthmoving machinery, spark-ignition	5.083	76.892	77.843	1.882.490
8409911200	Cylinder blocksfor earth mov machinery,spark-ignition	122	9.308	1.082	79.102
8409911300	Cylinder linersfor earth mov machinery,spark-ignition	8.031	42.044	29.816	216.170
8409911400	Heads and head coverfor earth machinery,spark-ignition	8.810	32.605	97.523	362.914
8409911500	Pistons for earth mov machinery,spark-ignition	11.297	45.756	274.272	682.290
8409911600	Piston rings,gudgeon pinsfor earth movemachinery, spark-ignition	20.964	56.056	920.963	2.118.148
8409911900	Oth parts suitable for earthmoving machinery, spark-ignition	7.087	75.313	43.039	836.830
8409912100	Carburetors&part thereof for vhcIs of87.01, power =< 22.38 kw, spark-ignition	792	15.473	25.371	241.551
8409912200	Cylinder blocks for vehicle of head 87.01power =< 22.38 kw, spark-ign	22.022	29.930	59.722	193.273
8409912300	Cylinder liners for vehicle of head 87.01power =< 22.38 kw, spark-ign	0	1.048	0	3.850
8409912400	Heads and head cover for vhcIs of 87.01power =< 22.38 kw, spark-ign	4.868	8.219	11.646	23.417
8409912500	Pistons for vehicles of 87.01,power =< 22.38 kw, spark-ign	3.174	24.828	53.358	421.931
8409912600	Piston rings & gudgeon pins for vhcIs of87.01,power =< 22.38 kw, spark-ign	74	839	376	7.607
8409912900	Oth parts suitable for vehicles 8701,power =< 22.38 kw, spark-ignition	22.921	55.883	86.872	361.818
8409914100	Carburetors and parts thereof for vehicles 87.11, spark-ignition	356.822	1.315.277	8.177.555	36.181.573
8409914200	Cylinder blocks, crank casesfor vhcIs 87.11,spark-ignitio	126.560	880.002	1.161.077	7.865.114
8409914300	Cylinder linersfor vehicles 87.11,spark-ignition	3.964	13.911	35.766	60.571
8409914400	Heads and head coverfor vehicles 87.11,spark-ignition	196.540	1.233.706	4.778.367	31.100.761
8409914500	Pistons for vehicles 87.11,spark-ignitio	38.955	148.217	335.921	1.294.330
8409914600	Piston rings and gudgeon pins forfor vehicles 87.11,spark-ignition	9.986	66.372	288.138	1.652.463
8409914900	Oth parts suitable for vehiclesheading 87.11, spark-ignition	138.867	751.885	3.619.408	17.773.488
8409915100	Caburetors and parts thereof for othvehicles of chapter 87, spark-ignition	44.532	755.997	659.211	2.930.168
8409915200	Cylinder blocks, crank cases for othvehicles of chapter 87, spark-ignition	401.751	5.495.459	4.276.048	20.371.456
8409915300	Cylinder liners for othvehicles of chapter 87, spark-ignition	12.637	113.463	75.345	346.972
8409915400	Heads and head cover for othvehicles of chapter 87, spark-ignition	58.715	285.166	533.662	2.724.703
8409915500	Pistons for oth vehicles of chapter 87,spark-ignition	36.826	198.511	669.642	3.206.146
8409915600	Piston rings and gudgeon pins for othvehicles of chapter 87, spark-ignition	65.343	727.453	430.779	3.228.647
8409915900	Oth parts suitable for vehicles foroth vehicles 87, spark-ignition	269.565	1.988.292	4.630.928	20.899.947
8409916100	Cyl.block,crank case,marine propul eng,power<= 22.38kw for vssl of 89 spark-ign	2	2.863	43	10.828
8409916200	Piston for marine propuls eng, power<=22.38 kw for vssIs of 89, spark-ign	944	1.089	7.899	8.662
8409916300	Oth.for vssIs chapt.89,marine propul engof a power <= 22.38 kw, spark-ignition	15.303	37.740	42.087	113.966
8409916400	Cyl.block,crank cases,marine propIs engpower>22.38kw for chapter 89,spark-ign	530	16.844	33.371	109.538
8409916500	Pistons for marine propuls eng.of power>22.38 kw for vssIs of 89,spark-ign	346	2.455	21.356	76.876
8409916600	Oth.for chapt.89 for marine propuls eng.of a power>22.38 kw, spark-ignition	4.388	14.898	20.014	178.422
8409917100	Carburetors & parts thereof for othengines, spark-ignition	5.972	74.080	9.796	586.648
8409917200	Cylinder block for oth eng,spark-ign	21.852	79.533	98.287	330.704
8409917300	Cylinder liner for oth eng,spark-ign	17.997	60.217	75.875	232.958
8409917400	Heads and head cover for oth engines,spark-ignition	6.118	67.494	49.655	214.501
8409917500	Pistons for oth engines,spark-ignition	27.968	92.878	444.765	2.218.532
8409917600	Piston rings and gudgeon pins for othengines, spark-ignition	2.667	7.554	36.838	215.527
8409917900	Oth parts for oth engines,spark-ignition	351.107	1.320.472	2.433.677	11.277.997

I.3. IMPOR MENURUT KOMODITI / IMPORT BY HS COMMODITY
***** MEI / MAY 2009 *****

HS	Uraian Komoditi Commodity Description	Berat Bersih / Net Weight (Kg)		Nilai / Value C.I.F (US\$)	
		Bulan ini Current Month	Kumulatif Cum.Jan. to date	Bulan ini Current Month	Kumulatif Cum.Jan. to date
8409991100	Carburettors & parts thereof for earthmoving machinery, comp-ignition	28	6.809	260	308.750
8409991200	Cylinder blocks for earth moving mach,comp-ignition	3.384	34.834	104.189	449.942
8409991300	Cylinder liners for earth moving mach,comp-ignition	10.368	48.878	28.094	100.506
8409991400	Heads and head cover for earth movingmachinery, comp-ignition	16.748	73.054	264.659	807.254
8409991500	Pistons for earth moving machinery,comp-ignition	9.421	45.095	109.812	540.083
8409991600	Piston ring & gudgeon pin for earth movemachinery, comp-ignition	27.280	56.172	72.301	290.656
8409991900	Oth parts suitable for earthmoving machinery, comp-ignition	34.134	194.506	519.227	2.322.861
8409992100	Carburettors&part thereof for vehiclesof 87.01 comp-ignition	13.423	23.334	16.595	23.465
8409992200	Cylndr blocks for vehicles of 87.01comp-ignition	67.761	108.630	58.985	96.281
8409992300	Cylndr liners for vehicles of 87.01comp-ignition	8.699	22.561	18.541	66.904
8409992400	Heads and head cover for vhcls of 87.01comp-ignition	5.083	16.409	20.205	126.201
8409992500	Pistons for vehicles of 87.01.comp-ignition	2.116	18.930	6.043	76.924
8409992600	Piston ring&gudgeon pin for vhcls of87.01 comp-ignition	26	3.728	42	14.726
8409992900	Oths parts suitable for vhcls 87.01.comp-ignition	74.942	117.182	105.797	191.665
8409994100	Caburettors and parts thereof for othvehicles of chapter 87, comp-ignition	84.025	275.701	1.156.846	3.350.324
8409994200	Cylinder blocks for oth vhcls of chapt87, comp-ignition	165.330	661.112	1.796.132	5.802.199
8409994300	Cylinder liners for oth vehicles ofchapter 87, comp-ignition	18.371	136.891	100.800	675.896
8409994400	Heads and head cover for vehicles ofchapter 87,comp-ignition	113.914	291.464	1.516.309	3.752.388
8409994500	Pistons for oth vehicles ofchapter 87,comp-ignition	24.788	183.600	150.079	814.556
8409994600	Pistons ring & gudgeon pins for vhcls ofchapter 87, comp-ignition	33.152	154.162	319.584	988.858
8409994900	Oth parts suitable for vehicles foroth vehicles 87, comp-ignition	498.724	1.675.552	6.651.254	18.561.578
8409995100	Cyl.block,crank case,marine propuls.eng.power<= 22.38kw for vssl of 89,comp-ign	1.654	1.926	2.285	3.326
8409995200	Piston for marine propul eng of power<=22.38 kw for vssls of 89,comp-ignition	574	1.570	2.997	5.780
8409995300	Oth.for vssls chapt.89,marine propul engof a power<= 22.38 kw, comp-ignition	37.172	49.785	26.576	57.403
8409995400	Cyl.block,crank cases,marine propuls engof power>22.38kw for vssl 89, comp-ign	1.280	1.988	6.837	9.970
8409995500	Pistons for marine propuls eng.of power> 22.38 kw for vssls of 89,comp-ign	43	2.437	181	10.553
8409995600	Oth.for vssls, chap89,marine propuls engof a power>22.38 kw, comp-ignition	6.977	30.367	96.978	404.615
8409996100	Carburettors & parts thereof for othengines, comp-ignition	4.963	14.845	60.049	103.514
8409996200	Cylinder blocks for oth engines,comp-ignition	18.568	74.435	273.162	1.376.290
8409996300	Cylinder liners for oth engines,comp-ignition	33.512	130.189	350.969	1.263.864
8409996400	Heads and head cover for oth engines,comp-ignition	28.945	118.203	203.878	1.761.988
8409996500	Pistons for oth engines, comp-ignition	38.990	112.503	492.044	1.746.767
8409996600	Piston rings and gudgeon pins for othengines, comp-ignition	6.078	31.550	63.486	312.340
8409996900	Oth parts for oth engines,comp-ignition	624.549	2.040.167	5.684.899	21.088.568
8410110000	Hydraulic turbine&water wheels of power<= 1,000 kw	59.776	263.458	244.076	1.009.484
8410120000	Hydraulic turbines and water wheels of apower>1,000 kw but not exceed 10,000 kw	0	1.753	0	105.196
8410130000	Hydraulic turbines and water wheels ofa power exceeding 10,000 kw	83.453	143.910	4.967.992	10.858.294
8410900000	Parts hydraulic turbines, water wheels,including regulators	366.090	1.134.748	1.146.574	5.823.172
8411110000	Turbo-jets of a thrust not exceed 25 kn	8.384	18.118	5.024.258	11.943.483
8411120000	Turbo-jets of a thrust exceeding 25 kn	25.758	62.822	18.484.947	34.320.803
8411210000	Turbo-propellers of a power not exceed1,100 kw	2.000	10.107	1.082	7.860.721
8411220000	Turbo-propellers of a power exceeding1,100 kw	0	16.867	0	3.506.438
8411810000	Oth gas turbines of a power not exceed5,000 kw	6.191	101.292	832.088	2.799.829
8411820000	Oth gas turbines of a power exceeding5,000 kw	4.180	576.141	260.515	54.791.792
8411910000	Parts of turbo-jets/turbo-propellers	2.992	9.775	621.993	4.104.245
8411990000	Oth parts of gas turbines	89.533	1.724.454	4.565.156	158.122.202
8412100000	Reaction engines oth than turbo-jets	14.134	42.554	126.984	686.992
8412210000	Hydraulic power engines and motorswith linear acting (cylinders)	62.577	379.516	688.355	4.096.197
8412290000	Oth hydraulic powerengines and motors	232.497	1.252.544	2.062.697	16.354.462
8412310000	Linear act (cylinders), for pneumaticpower engines and motors	2.483	18.562	111.157	656.698
8412390000	Oth linear acting (cylinders) forpneumatic power engines and motors	33.984	59.460	337.071	919.893
8412800000	Oth engines and motors	50.034	359.265	790.107	7.422.494
8412901000	Parts of reaction engines of subhead8412.10.00	14	11.515	1.835	68.156
8412909000	Oth parts of power engines & motors	49.367	336.557	1.094.972	5.059.299
8413110000	Pump fitted/design to a measu device fordispnsng fuel/lubric,used in fill stat	27.083	193.445	368.915	2.189.814
8413191000	Pumps fitted/Designed to a measuringdevice electrically operated	183.361	720.499	3.105.127	10.427.795
8413192000	Pumps fitted/Designed to a measuringdevice and not electrically operated	9.731	29.741	65.752	318.593
8413201000	Water pump for hand pump,oth than thoseof subheading 8413.11or 8413.19	6.313	41.219	34.768	257.906
8413209000	Oth hand pumps, oth than thoseof subheading 8413.11or 8413.19	81.429	606.666	171.749	2.111.028
8413301100	Fuel,lubric.,cool medium pump,earth movemach/motor vhcle, reciproc/rotary type	99.118	581.530	1.538.133	7.057.411
8413301900	Fuel,lubric.,cool medium pump,earth movemach/motor vhcl,not reciproc/rotary type	794.037	3.077.650	13.801.047	40.033.479
8413309100	Oth fuel,lubric,cool medium pumps,intercombus piston eng reciproc/rotary type	60.550	114.251	728.519	1.862.286
8413309900	Oth fuel,lubric,cool medium pumps,intercombus piston eng oth reciproc/rotary typ	160.914	412.719	1.073.076	5.132.159
8413401000	Concrete pumps, electrically operated	1.222	16.884	41.496	220.384
8413402000	Concrete pumps, not electric operated	3.285	24.875	17.424	124.359
8413501000	Oth reciprocating positivedisplacement pumps, electric operated	262.696	400.162	1.986.616	3.362.544
8413502000	Oth reciprocating positivedisplacement pumps,not electric operated	11.173	232.777	138.628	4.632.137
8413601000	Oth rotary positive displacement pumps, electrically operated	53.175	721.029	281.742	2.992.390
8413602000	Oth rotary positive displacement pumps, not electrically operated	3.270	20.350	124.514	723.975
8413701000	Single stage,water pump for belt driveror direct coupling	29.213	601.521	118.977	2.535.595
8413702200	Impulse-turbo water pumps of < 100 w&electrically operated for household use	19.702	38.905	128.980	233.803
8413702900	Impulse-turbo water pumps of a capacity>100w electric operated for household use	641.810	2.701.534	4.579.682	20.412.010
8413703000	Oth centrifugal pumps not electricallyoperated	126.531	569.471	174.630	902.393
8413811000	Oth pumps, electrically operated	452.118	2.651.746	2.687.779	16.912.141

I.3. IMPOR MENURUT KOMODITI / IMPORT BY HS COMMODITY
***** MEI / MAY 2009 *****

HS	Uraian Komoditi Commodity Description	Berat Bersih / Net Weight (Kg)		Nilai / Value C.I.F (US\$)	
		Bulan ini	Kumulatif	Bulan ini	Kumulatif
		Current Month	Cum.Jan. to date	Current Month	Cum.Jan. to date
8413812000	Oth pumps, not electrically operated	233.652	1.675.697	2.534.754	16.050.619
8413821000	Liquid elevators, electrically operated	89.445	1.445.639	658.286	7.701.656
8413822000	Liquid elevators,not electric operated	53.615	307.493	676.996	4.447.256
8413911000	Parts of pumps of subheading 8413.20.10	5.148	34.254	75.414	863.298
8413912000	Parts of pumps of subheading 8413.20.90	24.764	63.051	104.236	178.900
8413913000	Parts of pumps of subheading 8413.70.10	1.518	140.470	39.739	2.812.872
8413914000	Parts of pumps of oth centrifugal pumps	260.848	665.828	1.301.164	5.316.369
8413915000	Parts of oth pumps,electric operated	847.803	4.855.291	3.397.542	21.585.390
8413919000	Parts of oth pumps,not electric operated	208.356	906.883	2.376.065	10.614.064
8413921000	Part of liquid elevator,electric operate	355.133	1.407.279	395.882	1.727.262
8413922000	Part of liquid elevators, nonelectrically operated	33.871	182.263	52.062	583.075
8414101000	Electrically operated, vacuum pumps	27.543	482.833	248.295	5.311.779
8414102000	Not electrically operated, vacuum pumps	16.867	34.718	300.145	509.106
8414201000	Bicycle pump,hand/foot operated air pump	2.961	147.075	15.067	146.616
8414209000	Oth than bicycle pump,hand/foot operatedair pumps	111.531	339.641	426.729	816.294
8414301000	Compressor, capacity>21kw/hourhaving displace/revolution >220cc	399.925	1.960.043	1.451.996	6.208.762
8414309000	Compress,oth.capacity>21kw/hour,have displace/revolution > 220cc	3.757.256	9.474.414	13.145.697	34.827.824
8414400000	Air compressors mounted on a wheeledchasis for towing	339.292	1.378.193	1.248.869	6.786.022
8414511000	Table fans & box fan with a self contelectric motor of an output <= 125 w	8.528	11.517	171.552	225.375
8414519000	Oth than table fan box fan wth self contelectric motor of an output <= 125 w	37.423	185.579	170.169	865.031
8414591000	Oth fans of a capacity <= 125 kw	70.228	393.582	455.237	3.582.072
8414599000	Oth fans oth of a capacity <= 125 kw	101.248	508.055	740.643	4.111.294
8414601000	Hoods having a max horizontal side notexceeding 120 cm, fitted with a filter	10.086	78.649	45.253	319.196
8414609000	Hoods having a max horizontal side notexceed 120 cm,not fitted with a filter	100.629	836.080	390.692	2.152.929
8414801100	Hoods having a maximum horizontal sideexceeding 120 cm, fitted with filter	2.295	353.796	42.270	696.214
8414801200	Hoods having a maximum horizontal side>120cm,not fitt with filter for ind use	7.405	48.290	128.120	385.689
8414801900	Hoods have a max horizontal side>120cmnot fitt with filt oth than for ind use	193	8.663	8.390	46.038
8414803000	Free piston generators for gas turbines	6.357	45.534	151.023	855.846
8414804100	Gas compr modul for use in oil drill oththan those of subhd 841430 and 8414.40	78.399	1.239.956	2.211.543	41.474.326
8414804200	Oth than gas compres.capacity>21kw/hourdisplace/revolution > 220cc	137.835	505.715	2.821.371	7.638.820
8414804900	Oth than gas compres,oth capa>21kw/hourhave a displace/revolution > 220 cc	168.894	829.548	1.843.798	11.445.859
8414805100	Electrically operated, air pumps	14.204	58.627	373.620	884.632
8414805900	Not electrically operated, air pumps	9.922	83.755	162.882	1.609.264
8414809110	Electrically operated,blowers & the like	123.229	539.316	1.137.730	4.659.989
8414809190	Electrically operated, oth thanblowers & the like	117.041	540.593	919.534	5.548.759
8414809900	Oth air pumps, not electrically operated	2.210	27.149	11.119	246.055
8414901100	Parts of pumps/compressors,of electricoperated equipment	232.433	843.492	1.444.854	6.683.925
8414901200	Parts of electric operated equipment ofsub headings 8414.60/8414.80	54.169	366.851	776.896	6.503.036
8414901900	Oth parts of electrically operatedequipment	524.993	1.824.904	1.175.148	5.837.880
8414909100	Parts of non electric operated equip ofsubheading 8414.10, 8414.20/8414.40	19.157	68.017	1.147.769	1.459.204
8414909900	Oth parts of non electrically operatedequipment	145.245	661.516	872.708	4.918.829
8415100000	Air conditioning mach, windows/wall typesself-contained/split system'	3.307.191	11.419.023	17.068.863	66.306.573
8415811100	Inc.refri,versible heat pump,used inaircraft of an output <= 21.10 kw	7.076	70.863	11.711	149.685
8415811200	Inc.refri,reverse heat pump,used in aircraft ouput>21.10kw,air flow>67.96m3/min	0	43	0	6.523
8415811900	Inc.refri,reverse heat pump,used in aircraft oth.of output >21,10kw/not	3.667	25.914	21.987	279.391
8415812000	Inc.refri,reverse heat pump,used in rilway rolling stock	5.184	5.184	6.960	6.960
8415813000	Inc.refri.reverse heat pump of road invehicles oth those of subhd 8415.20	0	1.193	0	2.800
8415819100	Refri.revrsr heat pump,oth.used aircafrail,road,output>21.10kw,airfl>67.96m3/m	16.126	38.985	130.447	443.223
8415819900	Refri.revrsr heat pump,oth.used aircafrail,road,output<21.10kw,airfl>67.96m3/m	15.748	46.649	83.919	294.149
8415821100	Oth,incorp a refrigerat unit of usedaircraft,output>21.10kw,airfl>67,96m3/m	6	17.959	69	5.642
8415821900	Oth,incorporat.a refri unit of used aircraft oth.output>21.10kw,airfl>67,96m3/m	7.589	21.823	28.949	91.043
8415822000	Oth,incorporating.a refrigerating unitof a kind used in railway rolling stock	0	15.781	0	67.989
8415823000	Oth,incorporat.a refri unit of a kinduse in road vhcle oth.those subhd8415.20	1.252	1.323	2.800	4.929
8415829000	Oth,incorporat.refri unit oth.of a kindused in aircraft,railway,road vehicles	66.047	674.619	457.687	4.486.496
8415831100	Not incorporat.a refri unit of used inaircraft,output>21.10kw,airflw>67.96m3/m	1	1	2	2
8415831900	Not inc. a refri unit,used in aircraftoth of output>21.10kw,airflow >67.96m3/m	0	5.904	0	17.190
8415833000	Not incorporat.a refri unit of a kindused in road vhcil oth.those subhd8415.20	0	23	0	1.229
8415839000	Not incorp a refri unit oth.of a kindused in aircraft,railway,road vehicles	189.989	758.356	1.368.119	4.617.089
8415901200	Chassis/cabinet,welded&painted.parts ofmachines of an output <= 21.10 kw	19.521	289.170	208.451	565.408
8415901900	Oth chassis/cabinet,welded&painted,partof machines of an output<= 21.10 kw	119.302	885.368	1.053.492	4.965.719
8415902200	Oth chassis/cabnt,welded&paint,part ofmach.of output>21.10 kw,airflow>67.96m3/i	38.108	158.283	96.443	422.989
8415902300	Chass/cabinet,welded&paint,part of machof output>21.10 kw,oth airflow>67.96m3/i	0	1	0	24
8415902900	Oth.chass/cab,welded&paint,part of machof output>21.10kw,oth airflow>67.96m3/r	6.472	56.238	55.668	306.522
8415903190	Cab,weld/paint,part of mach output 26.38-52.75kw,airflow>67.96,oth use air/rail	3	4.337	152	104.018
8415903200	Oth cabinet,weld/paint,part of mach ofoutput 26.38-52.75kw,air flow>67.96	1.567	37.065	31.965	147.312
8415903900	Oth cab,weld/paint,part mach of output26.38-52.75kw,airflow>67.96,use air/rail	0	10.245	0	19.405
8415904110	Chas/cab,weld/paint,part mach a output>52.75kw,air flow>67.96,use air/railway	0	73	0	120
8415904190	Chas/cab,weld/paint,part mach a output>52.75kw,airflow>67.96,oth use air/railw	30	137	769	3.537
8415904200	Oth chas/cab,weld/paint,part of mach ofoutput > 52.75kw,air flow>67.96	68.461	291.731	1.081.727	4.708.980
8415904390	Chas/cab,weld/paint,part mach a output>52.75kw,oth airflow>67.96,use air/rail	111.978	503.846	1.210.853	2.365.411
8415904900	Chas/cab,weld/paint,part mach output>52,75kw,oth airflow>67.96,oth use air/rail	46.307	250.227	557.679	2.356.739
8416100000	Furnace burners for liiquid fuel	8.000	61.051	202.590	1.476.616
8416200000	Oth furnace burner,includ combinationburners	329.936	882.446	3.425.089	6.633.550
8416300000	Mechanical stokers,including their mechgrate,mech ash discharg&similar app	341.006	846.034	1.560.295	4.277.416

I.3. IMPOR MENURUT KOMODITI / IMPORT BY HS COMMODITY
***** MEI / MAY 2009 *****

HS	Uraian Komoditi Commodity Description	Berat Bersih / Net Weight (Kg)		Nilai / Value C.I.F (US\$)	
		Bulan ini Current Month	Kumulatif Cum.Jan. to date	Bulan ini Current Month	Kumulatif Cum.Jan. to date
841690000	Parts of furnaces burners for liquid/solid/gas fuel, mechanical stokers	337.727	968.037	2.001.488	5.976.251
841710000	Furnaces & ovens for the roast,melt/othheat treat,of ore,pyrite metal non-elect	3.529	665.505	30.667	2.017.837
841720000	Bakery ovens,including biscuit oven,nonelectric	32.073	252.430	187.218	987.974
8417800010	Incinerators, non-electric	4.000	25.645	38.500	269.074
8417800090	Oth than incinerators, non-electric	48.817	670.333	196.838	4.588.569
8417900000	Part furnaces & ovens for the roasting,melting non-electric	62.639	576.228	248.259	8.675.783
8418101010	Household type, comb refrigrtr-freezecapacity < 230 l	182.156	698.147	802.151	2.945.749
8418101090	Household type, comb refrigrtr-freezecapacity > 230 l	190.875	987.526	948.861	4.539.492
8418109000	Comb refrigrtr-freeze fitted with seprtextrnl doors, oth than household type	109.563	538.319	394.357	1.783.265
8418210010	Refrigerator,household typ with comprestype of capacity not exceeding 230 l	80.313	355.846	286.413	1.232.392
8418210090	Refrigerator,household typ with comprestype of capacity > 230 l	54.359	256.064	308.609	1.389.312
8418290010	Refrigerator,household type oth thancompress type of capacity<=230 l	0	17.814	0	108.039
8418290090	Refrigerator,household type oth thancompres type of capacity > 230 l	94	6.896	291	31.479
8418300000	Freezer of the chest type, not exceed800 i capacity	117.936	694.105	398.474	2.024.542
8418400000	Freezer of the upright type, not exceed900 i capacity	1.954	6.265	24.860	28.602
8418501000	Refrigerating chambers, capacity > 200 l	22.468	225.349	145.623	767.822
8418509000	Refrigerating chambers not exceeding 200capacity	568.659	1.545.192	2.927.451	7.912.282
8418610000	Heat pump oth than ACMachinesof heading 84.15	0	40.423	0	373.704
8418691000	Beverage coolers	13.422	155.768	52.373	522.475
8418692000	Water chillers with a refrigeratingcapacity of 100,000 i/more	21.332	346.166	180.964	2.946.264
8418693000	Drinking water coolers	34.153	59.870	317.547	566.626
8418695000	Scale ice-maker units	12.948	25.710	157.571	236.529
8418699000	Oth refrigrtr/freez equip,oth than heatpump oth than air condition mach hd84.15	122.213	681.535	794.933	6.302.662
8418911000	Part for good,sub 8418.(10,21,29,30,40),furniture to refri/freez	39.326	166.969	131.180	724.611
8418919000	Oth parts furniture designed to receiverrefrigerat/freezing equipment	37.557	496.212	189.138	1.670.228
8418991000	Evaporators and condensers	385.688	897.923	1.501.018	3.580.158
8418992000	Cabinets and doors, welded/painted	321.890	1.036.071	612.398	1.893.358
8418994000	Aluminium rollbonds for sub 8418.10.10,8418.21, 8418.22 and 8418.29	38.724	101.840	194.924	481.149
8418999000	Oth part refrig & freezers equipmentelectric/oth	578.207	1.124.746	1.622.912	4.636.192
8419111000	Instant gas water heaters,for householdtype, non electric	5.474	62.886	36.487	290.340
8419119000	Instant gas water heaters for oth thanhousehold type, non electric	10.055	37.028	22.811	245.574
8419191000	Oth instant gas water heaters for household type,non electric	4.391	27.181	7.452	265.211
8419199000	Oth instant gas water heaters for oththan household type,non electric	9.005	34.552	96.190	302.818
8419200000	Medical,surgical/laboratory sterilisers	9.501	211.165	383.839	3.018.766
8419311010	Evaporators,dryers for agri products,electrically operated	2.883	95.908	28.513	804.241
8419311090	Oth.than evaporators,dryers for agriproducts, electrically operated	18.125	266.259	52.231	1.325.467
8419312010	Evaporators,dryers for agri products,non electrically operated	10.138	590.334	110.137	3.870.685
8419312090	Oth.than evaporators, dryers for agriproducts,non electrically operated	20	69.069	50	172.577
8419321000	For wood, paper pulp, paper/paperboard,electrically operated	14.794	386.684	256.826	9.726.366
8419322000	For wood, paper pulp, paper/paperboard,non electrically operated	26	18.043	50	27.171
8419391100	Machinery by a proces involving heatingfor the printed of electrical operated	9.227	68.225	523.118	1.883.176
8419391900	Oth machinery by a process involvingheating for the printed of elect oper	798.772	1.533.313	1.622.592	12.168.733
8419392000	Machinery by a proces involving heatingfor the printed of not electric operat	2.867	18.158	6.631	104.834
8419401000	Distilling/rectifying plantelectrically operated	112.143	831.963	3.096.982	15.709.370
8419402000	Distilling/rectifying plantnot electrically operated	47.911	1.114.248	738.721	9.338.671
8419501000	Cooling towers	317.268	879.160	1.845.562	4.557.022
8419502000	Condensers for air conditionersfor motor vehicles	103.390	306.024	1.381.986	4.498.549
8419503000	Oth condensers for air conditioners	117.724	402.500	695.131	6.605.487
8419504000	Oth condensers electrically operated	1.250.861	1.815.771	8.101.722	12.205.400
8419509000	Oth condensers not electricallyoperated	26.077	681.688	758.051	20.843.617
8419601000	Machinery for liquefying air/oth gaseselectrically operated	7.249	44.003	48.885	516.904
8419602000	Machinery for liquefying air/oth gasesnot electrically operated	18.249	18.249	1.659.384	1.659.384
8419811000	Oth.mach,plant & equip for making hotdrinks/for cook/heat food,elect operated	9.023	35.282	73.734	261.108
8419812000	Oth.mach,plant&equip for make hot drink/for cook/heat food,not elect operated	4.102	44.354	32.421	282.421
8419891100	Evaporators for air-conditioning machfor motor vehicles,electricall operated	113.242	310.292	1.114.306	3.863.883
8419891300	Machinery by a proces involving heatingelectr for the manu of PCB/PWB's/PCA's	14.104	18.632	222.940	254.633
8419891900	Oth mach for making hot drinks/forcooking/heating food,electricall operate	441.211	1.444.539	3.903.102	17.290.725
8419892000	Oth mach for making hot drinks/forcooking/heating food,not electri operate	0	24.001	0	119.088
8419901200	Part mach for the treat.matrial by procinvolve heat,print circuit,wiring,elect	0	42.815	0	189.751
8419901900	Oth.part mach,the treat.matrial by procinvolve heat,print circuit,wiring,elect	183.935	1.177.641	4.544.374	10.805.775
8419902000	Part mach,plant/laboratory equipment, of non-electrically operated articles	48.378	258.086	378.119	2.642.460
8420101000	Apprts.for the app of dry film/liquidphoto resist,etc, calender/oth roll mach	11.416	45.400	184.834	868.069
8420102100	Roller-type ironing mach suitable fordomeestic use	0	378	0	30.352
8420102900	Wringers suitable for domestic use	18.135	23.893	182.532	286.730
8420109000	Oth calendering/oth rolling machin	446.896	457.115	1.150.833	1.263.366
8420911000	Parts cylinders of apparatus for theappl of dry film,liquid photo resis,etc	7	8	523	1.523
8420912000	Parts cylinders for ironing machinesor wringers suitable for domestic use	0	129	0	7.270
8420919000	Oth parts cylinders for calenderingor oth rolling machines	26.777	180.425	164.357	600.463
8420991000	Oth parts of apparatus for the applicof dry film,liquid photo resist,etc	310	2.353	10.886	100.390
8420999000	Oth parts for calendering/othrolling machines	2.197	8.583	9.768	92.706
8421110000	Centrifuges,including centrifugaldryers for cream separators	768	2.417	9.244	101.241
8421120010	Clothes-dryers, of capacity notexceeding 30 i	148	3.532	29.704	572.762
8421120020	Clothes-dryers, of capacityexceeding 30 i	0	7.277	0	64.149
8421191000	Centrifuges,including centrifugaldryers for sugar manufacture	414.564	651.918	3.733.135	6.081.120

I.3. IMPOR MENURUT KOMODITI / IMPORT BY HS COMMODITY
***** MEI / MAY 2009 *****

HS	Uraian Komoditi Commodity Description	Berat Bersih / Net Weight (Kg)		Nilai / Value C.I.F (US\$)	
		Bulan ini Current Month	Kumulatif Cum.Jan. to date	Bulan ini Current Month	Kumulatif Cum.Jan. to date
8421199000	Oth centrifuges,including centrifugaldryers	9.135	110.026	206.907	2.830.955
8421211100	Filtering machin & appar water elctricfor domestic use of a cap <= 500 l/h	68.494	243.758	420.529	1.327.173
8421211900	Oth filter machin& appar water electricof a capacity <= 500 l/h	246.622	984.664	5.257.709	10.555.688
8421212100	Filtering machin & apparat water electrfor domestic use of a capacity > 500 l/h	35.907	123.330	182.298	522.381
8421212900	Oth filter machin& appar water electricof a capacity > 500 l/h	1.423.409	2.129.983	6.284.880	11.850.094
8421221000	For filter/purify beverages oth thanwater of a capacity <= 500 l/hr	618	6.687	17.281	84.097
8421222000	For filter/purify beverages oth thanwater of a capacity >500 l/hr	27	30.816	2.436	814.705
8421231100	Oil filters for earth moving machineryinternal cobustion egines	127.765	450.908	1.802.400	5.858.736
8421231900	Oth oil filters for earth movingmachinery internal cobustion egines	29.337	118.563	360.510	1.431.980
8421232100	Oil filters for motor vehiclesof chapter 87	59.185	303.494	624.066	3.126.290
8421232900	Oth oil filters for motor vehiclesof chapter 87	36.194	174.518	416.332	1.811.151
8421239100	Oil filters for oth earth movingmachin and motor vehicles of chapter 87	22.474	156.538	233.309	1.859.424
8421239900	Oth oil filters for oth earth movingmachin & motor vehicles of chapter 87	42.581	164.970	1.118.298	2.754.538
8421291000	Filtering/purifying machin & appar formedical/laboratory use	726	17.427	42.339	444.441
8421292000	Filter/purify mach&apparatus for liquidof a kind used for sugar manufacture	4.287	28.742	67.334	300.803
8421293000	Filter/purify mach&apparatus for liquidof a kind used in oil drill operations	6.955	85.751	169.426	1.853.585
8421294000	Filter/purify mach&apparatus for liquid,petrol filters	15.926	44.767	445.334	710.193
8421295000	Filter/purify mach&apparatus for liquidoil filter oth than those subhd 8421.23	23.374	91.627	285.439	940.245
8421299000	Oth filtering machinery & apparatusfor liquids not electricly operated	200.923	1.084.659	2.042.093	14.337.176
8421311000	Intake air filters for inter combustionengines for earth moving machinery	32.050	115.782	339.999	1.219.174
8421312000	Intake air filters for inter combustionengines for motor vehicles of chap 87	52.015	212.885	701.904	2.493.237
8421319000	Oth intake air filters for internalcombustion engines	115.002	403.856	948.123	3.935.251
8421391000	Laminar flow units oth than intake airfilter for internal cobustion egines	9.404	60.377	293.569	2.363.808
8421399000	Oth.laminar flow units oth intake airfilter for internal cobustion engines	181.480	2.422.507	2.597.008	22.136.361
8421911000	Parts of goods of subheading 8421.12.of centrifuges,includ centrifugal dryers	300	990	28.567	35.305
8421912000	Parts of goods of subheading 8421.19.10of centrifuges,includ centrifugal dryers	3.498	28.725	108.111	492.752
8421919000	Parts of subhd 8421.11.00/8421.19.90of centrifuges,includ centrifugal dryers	6.663	56.929	79.212	964.342
8421992000	Parts filter cartridges of filter,subhd8421.23	19.133	89.535	480.283	1.778.686
8421993000	Parts of goods of subheading 8421.31	36.831	176.888	470.374	2.152.583
8421999100	Oth parts of goods of subheading8421.29.20	7.565	11.045	31.168	80.926
8421999200	Oth parts of goods of subheading8421.21.11/8421.21.21	93.786	324.712	393.759	1.463.241
8421999300	Oth part of subhd 8421.31,8421.23.11,8421.23.19,8421.23.91/8421.23.99	24.279	94.181	480.711	1.525.136
8421999900	Oth parts of sentrifugal, includingcentrifugal dryers	209.099	1.074.422	3.498.633	12.006.720
8422111000	Dish washing machin of the household type,electrically operated	3.329	18.232	107.535	161.760
8422112000	Dish washing machin of the household typenot electricly operated	0	515	0	2.596
8422190000	Dish washing machines of the othhousehold type	26.750	46.726	60.006	396.409
8422200000	Machinery for cleaning/drying bottlesoth containers	22.043	69.319	2.550.893	3.932.765
8422300000	Machinery for filling,closing, sealing,or labelling bottles, cans, boxes,etc	108.092	531.869	3.642.237	17.594.064
8422400000	Oth packing/wrapping machinery(including heat-shrink wrapping mach)	154.987	1.054.725	6.860.737	47.708.724
8422901000	Parts of goods of subheading 8422.11	13	609	3.857	9.851
8422909000	Part goods of subhd 8422 of oth thansubheading 8422.11	40.532	140.484	2.749.415	9.701.801
8423101000	Personal weighing machin,including baby&household scales,electrically operated	1.509	26.800	124.336	211.532
8423102000	Personal weighing machin,including baby& household scales,not electric operate	57.187	181.665	99.092	337.860
8423201000	Scales for continuous weighing of goodson conveyors, electricly operated	4.372	200.943	108.626	1.484.168
8423202000	Scales for continuous weighing of goodson conveyors, not electricly operated	28.143	53.835	115.259	149.121
8423301000	Constan weight scales,predetemin weightscales & hopper scales,electric operat	16.235	46.452	790.926	1.426.019
8423302000	Constan weight scales,predetemin weightscales&hopper scales,not electr operat	1.878	25.586	3.601	35.389
8423811000	Oth weighing machinery,max capacity<=30 kg, electricly operated	3.872	38.589	31.619	242.392
8423812000	Oth weighing machinery,max capacity<=30 kg, not electricly operated	28.432	87.640	90.675	278.335
8423821100	Oth.weigh mach,having a maximum weighngcapacity <= 1 000kg,electric operated	5.892	20.429	58.043	340.805
8423821900	Oth.weigh mach,oth.having a max weighngcapacity <= 1 000kg,electric operated	1.902	12.698	7.256	28.887
8423822100	Oth.weigh mach,having a maximum weighngcapacity <= 1 000kg, not electric	15.553	19.622	19.640	34.362
8423822900	Oth.weigh mach,oth.having a max weighngcapacity <= 1 000kg, not electric	26.074	67.524	283.950	450.140
8423891000	Oth weigh mach,oth.capacity exceed 30kgor not but not exceeding 5 000kg, elect	38.019	147.586	390.812	936.355
8423892000	Oth weighing mach,oth.capacity > 30kgand <= 5,000 kg,not elect	10.715	20.069	30.188	73.396
8423901000	Weighing machine weights	191	29.025	11.661	248.056
8423902100	Weighing machin weights,not electricallyoperated	27.527	130.171	891.756	4.669.954
8423902900	Parts of weighing machinery,electricly electricly operated	56.049	61.364	301.646	397.371
8424101000	Fire extinguishers,whether/not chargedsuitable for aircraft use	0	1	0	517
8424109000	Fire extinguishers,whether/not chargedfor oth aircraft use	55.327	228.782	130.497	1.040.002
8424201900	Spray guns&similar appliances for othagricult/horticultural,electric operat	1.697	4.149	35.118	64.780
8424202900	Spray guns&similar appliances for othagricultural/horticultural,not electric	0	897	0	11.071
8424301000	Steam/sand blasting machines,electricly operated	120.752	346.103	436.136	2.986.155
8424302000	Steam/sand blasting machines,not electricly operated	916	82.889	3.330	258.765
8424811000	Oth.mech appliances for agricultural/hortikultural, drip irrigation systems	11.328	17.565	57.668	137.989
8424812000	Oth.mech appliances for agricultural/horti,oth drip irrigation systems,elect	11.666	39.154	17.857	240.448
8424813000	Oth.mech appliances for agricultural/horti,hand-operated insecticide sprayers	19.504	120.109	57.677	476.680
8424814000	Oth.mech appliances for agricultural/hortikultural, not electricly operated	42.633	76.793	95.728	268.381
8424891000	Hand operated household sprayers ofcapacity not exceeding 3 l	2.541	21.080	7.890	82.257
8424892000	Oth appliances oth. agri/horticultural,spray heads with dip tubes	43.727	173.308	242.106	974.568
8424894000	Wet processing equipment,by projecting,dispersing/spraying of chemical,etc	2.161	22.944	28.460	146.116
8424895000	Oth appliance for projecting,dispersing/spraying liquids/powders/fire,electric	20.196	164.799	113.255	1.179.562
8424899000	Oth appliance for projecting,dispersing/spray liquid/powders/fire,not electric	36.450	310.610	381.263	5.426.058
8424901100	Parts of fire extinguisher,electriclyoperated	44	12.491	4.463	676.098

I.3. IMPOR MENURUT KOMODITI / IMPORT BY HS COMMODITY
***** MEI / MAY 2009 *****

HS	Uraian Komoditi Commodity Description	Berat Bersih / Net Weight (Kg)		Nilai / Value C.I.F (US\$)	
		Bulan ini Current Month	Kumulatif Cum.Jan. to date	Bulan ini Current Month	Kumulatif Cum.Jan. to date
8424901900	Parts of fire extinguisher, not electricoperated	101.271	461.152	786.493	3.829.891
8424902100	Parts of spray guns, of good of subhead8424.20.11,electrically operated	818	897	2.454	3.010
8424902300	Parts of spray gun,oth of good of subhd8424.20.11,electrically operated	820	8.126	5.535	105.125
8424902400	Parts of spray gun, of goods of subhead8424.20.11,not electrically operated	0	6.580	0	26.617
8424902900	Oth parts of spray guns and similarappliances	3.975	16.431	89.910	503.166
8424903100	Parts of steam/sand blasting mach &similar jet projecting mach,electric	18.325	32.643	69.883	265.003
8424903200	Parts of steam/sand blasting mach &similar jet projecting mach,non electric	69	37.972	1.209	207.132
8424909100	Parts of oth appliance of subhead8424.81.10/8424.81.20	5.926	16.245	2.508	37.391
8424909200	Parts of oth appliance of subhead8424.81.30/8424.81.40	4.108	40.447	7.661	110.536
8424909900	Oth mechanical appliances(whether/nothand operated)	89.404	341.340	556.812	3.465.475
8425110000	Pulley tackle & hoists oth than skipfor raising vehicles, by electric motor	62.331	433.951	581.611	4.344.466
8425190000	Pulley tackle & hoists oth than skipfor raising vholes,oth by electric motor	92.777	472.235	421.758	3.292.875
8425310000	Oth winches; capstans,poweredby electric motor	32.302	324.676	146.390	1.942.119
8425390000	Oth winches;capstans,oth than poweredby oth electric motor	868.885	3.246.537	3.731.764	21.727.431
8425410000	Jacks hoists of built in jacking systemof a type used in garages	59.719	319.956	127.000	1.253.972
8425421000	Jacks used in tipping mechanism forlorries	17.004	42.777	19.749	146.586
8425429000	Oth jacks and hoists, hydraulic	705.061	1.525.430	3.926.779	5.708.886
8425491000	Oth jacks;hoists of a kind used forraising vehicles, electrically operated	5.354	125.356	61.942	1.071.571
8425492000	Oth jacks;hoists of a kind used forraising vehicles, not electric operated	31.291	624.194	89.696	4.363.258
8426110000	Overhead traveling cranes on fixedsupport	193.148	990.240	845.825	8.244.609
8426120000	Mobile lifting frames on tyres andstraddle carries	166.540	749.895	212.986	2.938.844
8426191000	Bridge cranes and gantry cranes	62.380	2.149.333	169.489	9.334.229
8426199000	Oth bridge cranes and gantry cranes	2.869.137	10.335.071	4.567.072	49.089.546
8426200000	Tower cranes	7.088	1.517.435	116.000	3.810.907
8426300000	Portal/pedestal jib cranes	503.672	653.697	4.466.008	6.136.577
8426410000	Oth machinery,self propelled,on tyres	48.986	841.091	38.545	7.375.829
8426490000	Oth machinery,self propelled,oth thanon tyres	1.286.122	1.371.443	6.725.189	8.121.926
8426910000	Oth derricks machin designed formounting on road vehicles	102.525	222.619	197.429	773.567
8426990000	Oth derricks mach oth designed formounting on road vehicles	47.865	556.655	446.342	4.828.065
8427100000	Self-propelled trucks powered by anelectric motor	238.874	823.610	901.535	4.253.738
8427200000	Oth self-propelled trucks	869.446	4.150.956	3.019.334	21.206.206
8427900000	Oth trucks	1.210.504	1.748.373	4.553.576	8.116.285
8428101000	Passenger lifts	449.496	2.917.796	1.719.775	11.962.062
8428102100	Oth lifts of a kind used in buildings	0	908	0	1.373
8428102900	Oth lifts oth than of a kind used inbuildings	319.654	746.357	995.899	5.847.364
8428109000	Skip hoists	93	35.853	1.312	155.981
8428201000	Pneumatic elevators and conveyorsfor agricultural use	17	138.685	371	788.692
8428202000	Automated machines for the transport,handling & storage of PCB/PWBs/PCAs	0	16.374	0	371.675
8428209000	Oth pneumatic elevators & conveyors	104.980	659.570	563.971	8.216.438
8428310000	Oth continuous act elevators &conveyorsspecially designed for underground use	692	140.064	6.338	446.252
8428321000	Oth continuous act elevators &conveyorsof bucket type,used for agri type	0	26.060	0	383.673
8428329000	Oth continuous act elevators &conveyorsof bucket type,oth used for agri type	63.282	1.187.188	618.271	3.538.718
8428331000	Oth continuous act elevators &conveyorsof belt type, of agricultural type	0	35.176	0	150.299
8428332000	Automated mach for the transport,hand& storage of PCB/PWBs,belt type	5.036	252.921	6.740	1.160.580
8428339000	Oth continuous act elevators &conveyors,oth of belt type	262.895	1.253.565	1.431.373	7.145.746
8428391000	Pneumatic elevators and conveyorsfor agricultural type	0	137.183	0	412.734
8428393000	Oth automated machin for transport,hand & storage of PCB/PWBs/PCAs	845	129.521	38.582	903.075
8428399000	Oth continuous-action elevators &conveyors, for goods/materials	468.286	1.366.413	2.877.158	8.922.875
8428400000	Escalators and moving walkways	260.988	1.467.158	597.614	3.481.081
8428600000	Teleferics, chair-lifts, ski-draglines;traction mechanisms for funiculars	5.133	10.895	104.601	200.376
8428902000	Oth lifting,handling, loading/unloadingmach,hand&storage of PCB/PWBs/PCAs	1.400	1.423	28.166	37.931
8428909000	Oth mach,oth than lift,handl,load/unloadmach,hand&storage of PCB/PWBs/PCAs	116.881	660.128	2.553.679	9.684.579
8429110000	Track laying, bulldozers and angledozers	805.772	2.667.394	6.260.724	24.363.702
8429190000	Bulldozer & angledozers oth track laying	1.110.468	2.188.175	2.395.880	10.607.098
8429200000	Graders and levellers	510.117	2.866.935	2.679.989	26.224.939
8429300000	Scrapers	2.710	22.244	42.449	149.201
8429401000	Road rollers	262.595	699.280	518.019	1.142.075
8429403000	Tamping machines	111.674	720.176	523.612	3.457.823
8429510000	Front-end shovel loaders,mechanicalexcavators and shovelloaders	455.571	4.375.633	1.305.625	25.356.287
8429520000	Mach with a 360,revolving super struct,mech shovels,excavators and shove loader	1.234.648	15.308.579	6.934.598	101.886.916
8429590000	Mech shovels,excavators & shove loaderoth front-end shovel, mach. with a 360	1.333.794	3.426.624	4.305.352	19.567.213
8430100000	Pile-drivers and pile-extractors	63.140	1.156.902	707.963	8.070.261
8430200000	Snow-ploughs and snow-blowers	773	773	3.210	3.210
8430310000	Coal/rock cutters and tunnelingmachinery, self-propelled	53.134	179.185	305.940	1.405.071
8430390000	Coal/rock cutters and tunnelingmachinery,oth than self-propelled	3.694	63.508	64.561	1.628.291
8430410000	Oth boring/sinking machineryself-propelled	196.293	1.047.465	3.044.270	13.841.519
8430491000	Wellhead platforms & integrated producmodules for use in drilling production	44.536	295.373	1.003.531	4.788.236
8430499000	Oth wellhead platforms & integrat prodmodules for use in drilling production	52.194	5.998.088	837.371	47.747.173
8430500000	Oth moving,grading,levelling,scrappingmachinery, self-propelled	10.755	410.936	13.737	4.005.210
8430610000	Tamping/compacting machinery,not self-propelled	15.906	153.161	107.736	991.590
8430690000	Oth machinery of hedaing 84.30, notself-propelled	24.744	97.251	232.553	1.023.118
8431101300	Parts suitable for of goods of subhead8425.19,8425.39or8425.49,electri operat	193.807	240.406	746.794	914.681
8431101900	Oth parts suitable for of goods ofheading 84.25,electrically operated	37.659	182.203	190.059	956.337
8431102200	Part suitable for goods of sub 8425.11,842520,8425.31,8425.41,8425.42,not elec	6.924	124.999	70.504	568.910

I.3. IMPOR MENURUT KOMODITI / IMPORT BY HS COMMODITY
***** MEI / MAY 2009 *****

HS	Uraian Komoditi Commodity Description	Berat Bersih / Net Weight (Kg)		Nilai / Value C.I.F (US\$)	
		Bulan ini Current Month	Kumulatif Cum.Jan. to date	Bulan ini Current Month	Kumulatif Cum.Jan. to date
8431102900	Oth parts suitable for of goods of heading 84.25,not electrically operated	24.714	92.266	264.986	1.374.179
8431200000	Parts suitable for goods of head 84.27	55.674	183.882	401.648	1.736.566
8431311000	Parts of goods of shd 8428.10.(21,29),8428.10.90,of lift skip hoist/escalators	199.282	621.942	703.253	1.803.086
8431312000	Parts of goods of shd 8428.10.10),8428.40.00,of lift skip hoist/escalators	102.603	370.092	332.770	1.410.526
8431391000	Part suitable for goods sub 8428.20.10,8428.32.10, 8428.33.10/8428.39.10	18.420	36.596	58.443	519.302
8431392000	Parts suitable for goods of subheading8428.90	1.119	63.987	24.245	1.125.011
8431394000	Part of auto mach. for trnsport/storageof PCB/PWBs/PCAs	35	10.797	4.341	178.321
8431399010	Part of oth lift,handl/load mach,telph/conveyor	118.779	965.726	1.381.574	9.961.316
8431399090	Oth parts of machinery of head 84.25	10.030	143.681	219.715	1.583.200
8431410000	Buckets, shovels, grabs and grips,ofmach of head 84.26, 84.29/84.30	279.282	2.257.996	681.130	8.496.942
8431420000	Bulldozer/angledozer blades of machof heading 84.26, 84.29/84.30	378.812	1.128.051	990.717	4.387.734
8431430000	Parts of boring/sinking mach of subhead8430.41/8430.49	1.893.531	7.970.186	28.635.839	126.583.989
8431491000	Parts of machinery of heading 84.26	108.438	468.451	1.464.745	5.758.171
8431492000	Cutting edges/end bits forscrapers,graders/levellers	328.331	2.745.244	992.820	7.223.700
8431493000	Parts of road rollers	33.280	193.790	143.049	991.653
8431499000	Oth parts of machinery of heading84.26, 84.29/84.30	2.184.000	12.620.583	21.128.896	92.654.673
8432100000	Ploughs	1.281	68.715	2.558	229.691
8432210000	Disc harrows	0	22.098	0	118.963
8432290000	Scarifiers, cultivators, weeders, hoesand oths harrows	5.825	67.778	17.686	330.225
8432300000	Seeders, planters and transplanters	1.359	10.762	24.417	97.270
8432400000	Manure spreaders & fertiliser distributo	2.410	18.370	14.544	373.413
8432801000	Oth machinery for soil preparation/cultivation;of agricult/horticultur typ	248	48.813	2.540	877.999
8432802000	Lawn/sports-ground rollers	870	1.764	24.516	44.406
8432809000	Oth machinery for soil preparation/cultivation	0	18.294	0	62.718
8432901000	Parts of machinery of subheading8432.80.90	552	5.466	3.749	55.380
8432902000	Parts of lawn/sport-ground rollers	211	334	8.140	9.387
8432909000	Parts oth machinery for soilpreparation/cultivation	2.022	264.457	53.560	2.217.484
8433110000	Mowers for lawns,parks/sports-groundswith the cutting device rotate horizont	26.454	125.599	123.088	512.598
8433199000	Oth mowers for lawns, parks/sportgrounds,oth than manually operated	69.138	382.147	220.911	1.418.369
8433200000	Oth mowers,including cutter bars fortractor mounting	966	11.799	6.687	242.682
8433300000	Oth haymaking machinery	0	3.810	0	57.051
8433400000	Straw/fodder baler,including pick-up	10	10	308	308
8433510000	Combined harvester-threshers macinery	9.508	9.508	35.600	35.600
8433520000	Oth threshing machinery	0	5.418	0	114.073
8433530000	Root/tuber harvesting machines	0	390	0	6.963
8433591000	Cotton pickers and cotton gins	0	2.057	0	10.065
8433599000	Oth cotton pickers and cotton gins	0	667	0	1.470
8433601000	Machin for cleaning,sorting/grading eggfruit/oth agricultural prod,electric	6.236	9.411	34.214	93.734
8433602000	Machin for cleaning,sorting/grading eggfruit/oth agricultural prod,not electric	0	2.720	0	245.519
8433901000	Part mach:castor,of diameter(inc yres)>100mm, <= 250mm,width wheel =30mm	2.766	3.515	153.814	161.900
8433902000	Parts mach:castor,oth of goods of subhd8433.11/8433.19.90	549	39.902	10.855	154.826
8433903000	Parts mach:castor,oth of goods of subhd8433.19.10	0	2.018	0	3.584
8433909000	Parts mach: oth castors	20.768	32.269	63.287	128.054
8434101000	Milking machines, electricallyoperated	1.100	2.844	4.567	7.792
8434201000	Dairy machinery, electricly operated	0	54.327	0	1.793.264
8434901000	Parts of milking & dairy mach.of electoperated machines	233	38.380	11.857	733.099
8434902000	Parts of milk & dairy mach of non electoperated machines	212	10.087	13.012	461.931
8435101000	Presses,crushers & manufacture of wine,cider,fruit juices,electric operated	37.639	73.870	186.111	375.833
8435102000	Presses,crushers & manufacture of wine,cider,fruit juices,not electri operated	0	813	0	5.166
8435901000	Parts of presses,crushers & manufactureof wine,cider,fruit juices,electr opera	18.219	102.250	47.066	459.756
8435902000	Parts of presses,crushers & manufactureof wine,cider,fruit juices,not electric	384	85.943	29.221	379.493
8436101000	Machinery for preparing animal feedingstuffs, electricly operated	22.756	246.364	40.489	2.215.591
8436102000	Machinery for preparing animal feedingstuffs, not electrically operated	0	17.132	0	57.405
8436211000	Poultry incubators & brooders,electricly operated	6.292	56.086	43.563	658.576
8436212000	Poultry incubators & brooders,not electricly operated	0	11.006	0	119.798
8436291000	Oth poultry-keeping machinery,electricly operated	10.220	136.561	33.591	622.954
8436292000	Oth poultry-keeping machinery,not electricly operated	86.405	282.216	168.876	569.396
8436801100	Germination plant mach, agriculturalor horticultural type,electric operated	0	7.415	0	52.477
8436801900	Oth germination plant machineryelectric operated	0	1.351	0	4.929
8436802100	Germination plant machin, agriculturalor horticultural type,not electric	11	28.185	396	72.457
8436802900	Oth germination plant machinery, notelectric operated	0	7.551	0	72.503
8436911000	Parts of poultry-keeping machinery/poultry,incubator & brooders,electric	91.773	286.511	283.966	1.298.679
8436912000	Parts of poultry-keeping machinery/poultry,incubator&brooders,not electric	190	4.730	7.126	105.828
8436991100	Parts oth of poultry-keeping machin,agri & horti type,electric operated	27.259	54.682	45.441	128.110
8436991900	Parts oth of poultry-keeping machin,oth than agri&horti type,elect operated	6.755	70.090	69.155	884.355
8436992100	Parts oth of poultry-keeping machin,agri & horti type,not electric operated	4.999	14.563	31.920	181.264
8436992900	Parts oth of poultry-keeping machin,oththan agri&horti type,not elect operated	27.386	236.764	121.727	1.477.947
8437101000	Machinery for bread grains;winnowing &cleaning machin, electricly operated	0	225.294	0	2.850.566
8437103000	Mach for clean,sorting/grad seed,graindried leguminous vegetables,oth, elect	7.635	135.469	23.506	1.182.470
8437104000	Mach for clean,sorting/grad seed,graindried leguminous vegetable,oth,not elect	0	4.202	0	78.768
8437801000	Machinery for rice hullers & cone typerice mills,electricly operated	61.901	314.242	244.800	530.670
8437802000	Machinery for rice hullers & cone typerice mills,not electricly operated	54.475	274.590	44.756	242.056
8437803000	Machinery for industrial type coffeand corn mills,electricly operated	10.082	13.062	392.679	488.034
8437804000	Machinery for industrial type coffee& corn mills,not electricly operat	0	76.103	0	83.713

I.3. IMPOR MENURUT KOMODITI / IMPORT BY HS COMMODITY
***** MEI / MAY 2009 *****

H S	Uraian Komoditi Commodity Description	Berat Bersih / Net Weight (Kg)		Nilai / Value C.I.F (US\$)	
		Bulan ini Current Month	Kumulatif Cum.Jan. to date	Bulan ini Current Month	Kumulatif Cum.Jan. to date
8437805100	Polishing machines for rice,sifting andsieving,bran cleaner,electric operate	35.369	124.896	99.650	954.702
8437805900	Oth polishing mach for rice,sifting andsieving,bran cleaner,electric operate	40.837	103.288	61.612	609.658
8437806100	Polishing machines for rice,sifting andsieving,bran cleaner,not electric	36.457	299.920	53.781	371.286
8437806900	Oth polishing mach for rice,sifting andsieving,bran cleaner,not electric	4.100	159.229	140.319	487.138
8437901100	Parts of machin of subheading 8437.10,electrically operated	20.276	110.885	406.132	1.405.448
8437901900	Parts of machines oth than of subhead8437.10,electrically operated	142.182	524.040	129.218	1.224.553
8437902100	Parts of machines of subheading 8437.10,not electrically operated	1.894	2.682	20.000	49.436
8437902900	Oth parts of machines of subheading8437.10, not electrically operated	22.540	179.937	57.581	388.060
8438101000	Bakery mach,macaroni,spaghetti/similarproducts, electrically operated	118.915	455.327	819.297	3.880.719
8438102000	Bakery mach,macaroni,spaghetti/similarproducts, not electrically operated	1.048	134.607	2.088	2.019.395
8438201000	Mach for the manufac of confectionary,cocoa/chocolate, electrically operated	51.112	386.686	1.323.455	6.264.051
8438202000	Mach for the manufac of confectionary,cocoa/chocolate,not electric operated	9.209	14.643	487.630	565.229
8438301000	Mach for sugar manufac, electricallyoperated	121.232	196.378	1.042.632	1.870.011
8438302000	Machinery for sugar manufacture,not electrically operated	4.949	980.550	90.824	5.064.158
8438402000	Brewery machinery, not electricallyoperated	0	227	0	13.652
8438501000	Mach for the preparation of meat/poultry,electrically operated	5.373	75.221	173.605	1.234.899
8438502000	Mach for the preparation of meat/poultry,not electrically operated	11.093	32.783	20.790	51.339
8438601000	Machiner for the preparation of fruits,nuts/vegetab, electrically operated	9.170	75.883	44.206	1.123.698
8438602000	Machiner for the preparation of fruits,nuts/vegetab, not electric operated	33.482	131.529	50.575	187.501
8438801100	Coffee pulpers, electrically operated	0	50.658	0	2.218.250
8438801200	Coffee pulpers, not electricallyoperated	0	3.680	0	41.740
8438809100	Oth coffee pulpers,electric operated	14.409	225.981	136.274	2.836.629
8438809200	Oth coffee pulpers,not electric operated	57.596	135.928	47.280	112.562
8438901100	Parts of goods of subheading 8438.30.10electrically operated	25.255	37.166	36.128	224.172
8438901200	Part of coffee pulper,electric operatedmachines	3.730	6.231	34.565	39.515
8438901900	Parts of oths goods of heading 84.38Electrically operated	23.464	126.667	332.922	1.636.194
8438902100	Parts of goods of subheading 8438.30.20not electrically operated	6.635	75.258	23.145	345.693
8438902900	Parts of oth goods of heading 84.38.20of coffee pulpers,not electric operated	164.326	468.596	885.582	3.017.784
8439100000	Machinery for making pulp of fibrouscellulosic material	165	228.757	37.632	2.451.825
8439200000	Machinery for making paper/paperboard	22.223	4.434.678	55.172	31.222.880
8439300000	Machinery for finishing paper/paperboard	27.867	1.119.826	284.386	15.431.769
8439911000	Part of machin for mak pulp of fibrouscellulosic material,electrically operat	56.346	159.534	1.153.744	4.096.105
8439912000	Part of machin for mak pulp of fibrouscellulosic material,not electric operat	22.060	74.091	1.914.923	3.588.998
8439991000	Parts for making/finishing paper/paperboard, electrically operated	281.777	2.908.804	6.690.334	52.436.292
8439992000	Parts for making/finishing paper/paperboard, not lectrically operated	240	1.801	4.860	29.483
8440101000	Book-binding mach, includ book-sewing,electrically operated	25.405	147.404	105.097	1.450.842
8440102000	Book-binding mach, includ book-sewing,not electrically operated	2.525	23.766	8.582	67.022
8440901000	Parts of book binding & sewing machineselectrically operated machines	157	1.282	15.138	72.799
8440902000	Parts of book binding & sewing machinesnot electrically operated machines	87	1.099	2.033	20.654
8441101000	Cutting machines, electrycally operated	280.434	1.313.760	2.285.500	9.174.104
8441102000	Cutting mach, not electrycally operated	9.950	46.505	16.306	544.093
8441201000	Machin for making bags,sacks/envelopeselectrically operated	571	290.334	1.979	4.032.373
8441202000	Machin for making bags,sacks/envelopesnot electrically operated	2.322	9.953	7.300	404.133
8441301000	Mach for mak cartons,boxes,cases,tubedrum/similar containers,electric operat	45.088	156.525	749.646	1.819.862
8441302000	Mach for making carton,boxes,cases,tubedrums/similar containers,not electric	0	147	0	3.596
8441401000	Machines for moulding articles in paperpulp,paper/paperboard,electri operat	104.943	366.165	763.184	3.462.576
8441402000	Machines for moulding articles in paperpulp, paper/paperboard, not electric	44	44	26.343	26.343
8441801000	Oth machinery for making up paper pulp,paper/paperboard,electrically operat	47.650	604.077	205.318	8.183.270
8441802000	Oth machinery for making up paper pulp,paper/paperboard,not electric operat	2.486	25.951	16.387	232.789
8441901000	Part of machin for mak up paper pulp,paper/paperboar,cutting mach,elec opert	113.073	418.217	2.129.882	11.357.340
8441902000	Parts of machin for mak up paper pulp,paper/paperboa,cutting mach,not elec op	650	16.216	16.239	310.773
8442301000	Machinery, apparatus and equipment,electrically operated	19.405	78.153	345.717	2.328.766
8442302000	Machinery, apparatus and equipment,not electrically operated	140	8.506	6.984	110.579
8442401000	Parts of electrically operated machin,apparatus/equipment	3.213	34.334	59.209	299.249
8442402000	Parts of the foregoing mach,apparatus/equipment,non electrically operated	1.170	8.470	42.726	279.998
8442500000	Plate,cyls&oth.print comp.plates,cyl &lithograph stones,prepared print purpose	27.015	97.557	400.319	1.915.689
8443110000	Print.mach.used for print by mean platescyl&oth print,offset print mach,reel fed	192.772	929.758	394.824	3.620.316
8443120000	Print.mach.use,print by mean plate cyl&oth print,offset print mach,sheetfed,off	17.873	231.694	341.281	5.473.518
8443130000	Oth offset printing machinery	204.699	1.016.221	1.799.697	12.566.302
8443140000	Letterpress printing mach, reel-fed,excluding flexographic printing	0	94.780	0	165.638
8443150000	Letterpress printing mach,oth than reelfed, excluding flexographic printing	280	291	3.500	4.157
8443160000	Flexographic printing machinery	94.376	266.492	1.159.048	1.889.206
8443170000	Gravure printing machinery	55.326	317.939	683.962	4.048.497
8443190000	Oth than gravure,flexografic,letterpress,oth offset printing mach	225.335	934.827	2.279.103	15.739.948
8443311010	Printer-copier,ink-jet,color,capable ofconnecting to a data machine/network	223.385	1.203.563	1.692.967	13.117.090
8443311090	Printer-copier,ink-jet proces,no color,capable of connect to data mach/network	2.594	18.922	34.973	143.725
8443312010	Printer-copier,laser proces,color,capable connect to data mach/network	6.569	17.202	239.870	781.953
8443312090	Printer-copier,laser proces,no color,capable connect to data mach/network	31.282	353.671	431.497	5.096.175
8443313010	Combination printer-copier-facs mach,color,connect to data mach/network	33.365	222.607	476.803	3.861.460
8443313090	Combination printer-copier-facs mach,no color,connect to data mach/network	33.502	111.543	282.533	1.920.837
8443319010	Oth mach which perform >= 2 functionof printing,copying/facsimile; color	0	532	0	19.963
8443319090	Oth mach which perform >= 2 function ofprinting,copying/facsimile,no color	5.959	59.140	152.014	953.743
8443321010	Dot matrix printer,color,capable ofconnect to data machine/network	223	1.316	2.964	149.542
8443321090	Dot matrix printer,no color,capable ofconnect to data machine/network	91.430	291.024	2.744.844	10.269.286

I.3. IMPOR MENURUT KOMODITI / IMPORT BY HS COMMODITY
***** MEI / MAY 2009 *****

HS	Uraian Komoditi Commodity Description	Berat Bersih / Net Weight (Kg)		Nilai / Value C.I.F (US\$)	
		Bulan ini Current Month	Kumulatif Cum.Jan. to date	Bulan ini Current Month	Kumulatif Cum.Jan. to date
8443322010	Ink-jet printer,color,capable ofconnect to a data machine/network	337.256	1.959.438	3.073.759	17.550.584
8443322090	Ink-jet printer,no color,capable ofconnect to a data machine/network	33.294	78.030	259.248	1.260.759
8443323010	Laser printer,color,capable of connectto a data machine/network	10.022	32.521	140.728	581.602
8443323090	Laser printer,no color,capable ofconnect to a data machine/network	6.199	60.138	112.552	981.168
8443324090	Facsimile machine,no color,capable ofconnect to a data machine/network	2.951	33.273	67.963	494.306
8443325010	Mach of screen print machinery,color,capable of connect to data mach/network	49	369	14.849	27.929
8443325090	Mach of screen print machinery,no color,capable of connect to data mach/network	660	2.559	10.785	71.205
8443329010	Mach of oth material,color,capable ofconnect to data machine/network	0	8.599	0	281.006
8443329090	Mach of oth material,no color,capableof connect to data machine/network	25	838	4.363	39.648
8443391100	Electrostatic photocopy apparatus,directprocess, color	0	329	0	68.203
8443391900	Electrostatic photocopy apparatus,directprocess, no color	390.279	1.497.507	502.478	1.842.706
8443392010	Electrostatic photocopy apparatus,in-direct process,color	0	1.936	0	76.974
8443392090	Electrostatic photocopy apparatus,in-direct process,no color	9.044	86.778	269.328	2.280.420
8443393090	Oth photocopy apparatus incorporating,optical system,no color	3.014	28.651	80.471	406.727
8443394090	Ink-jet printer,no color,not capableof connect to data machine/network	97	97	17.400	17.400
8443399090	Oth print mach,no color,not capable ofconnect to data machine/network	514	992	71.533	95.978
8443910000	Part & accessori of print machinery usedfor print by component of head 84.42	387.454	1.494.177	31.955.199	111.125.714
8443991000	Part & accessori of screen print machi-nerly for manufact of print circuit board	560	5.432	23.127	155.505
8443992000	Ink-filled printer cartridges	151.171	491.175	2.250.901	14.275.463
8443993000	Paper feeders and sorters	1.784	2.730	15.433	24.499
8443999000	Oth part & accessori of screen printingmachinery	403.739	2.332.995	9.909.209	52.277.651
8444100000	Mach for extrude,texture/cut man-madetextile material,electric operate	35.714	238.035	189.600	3.969.302
8444200000	Mach for extrude,texture/cut man-madetextile material,not electric operate	0	7.842	0	22.685
8445111000	Carding machines,electrically operated	10.459	36.495	47.950	232.427
8445112000	Carding machines,not electricallyoperated	16	6.385	4.040	124.951
8445121000	Combing machines, electrically operated	0	5.075	0	133.357
8445131000	Drawing/roving machines,electricallyoperated	78.765	179.988	998.444	1.592.407
8445132000	Drawing/roving machines,not electrically operated	0	12.900	0	59.500
8445191000	Other machines for preparing textilefibres; electrically operated	6.473	105.177	86.765	1.383.930
8445192000	Other machines for preparing textilefibres; not electrically operated	0	357	0	749
8445201000	Textile spinning machines;electrically operated	7.600	164.496	38.000	2.333.971
8445202000	Textile spinning machines;not electrically operated	0	22	0	632
8445301000	Textile doubling/twisting machines;electrically operated	80.002	159.762	108.375	900.817
8445401000	Textile winding(including weft-winding)or reeling machin,electrically operated	46.890	218.335	382.717	3.464.795
8445901000	Oth machinery for preparing textile,electrically operated	4.806	290.773	57.896	1.442.725
8445902000	Oth machinery for preparing textile,not electrically operated	41	36.494	1.442	154.864
8446101000	Machines for weaving fabrics of a width<= 30 cm, electric operated	118.972	151.820	109.341	374.198
8446102000	Machin for weaving fabrics of a width<= 30 cm,not electric operated	0	2.863	0	14.506
8446210000	Machine for weaving fabrics of a width> 30 cm, Power looms, shuttle type	0	77.542	0	340.289
8446290000	Machine for weaving fabrics of a width>30 cm, Oth than Pwr looms,shuttle type	256.445	1.774.870	1.859.327	7.881.481
8446300000	Machine for weaving fabrics of a width> 30 cm, shuttleless type	171.272	715.229	1.314.391	2.243.805
8447111000	Circular knitting mach,cylinder diamtr<= 165 mm, electrically operated	26.148	223.787	351.505	1.055.320
8447112000	Circular knitting mach,cylinder diamtr<= 165 mm,not electrically operated	7.400	7.714	185.160	186.160
8447121000	Circular knitting mach,cylinder diamtr>165 mm, electrically operated	140.688	296.181	566.800	1.401.446
8447201000	Flat knitting & stitch bonding machine,electrically operated	25.688	471.743	78.785	5.086.784
8447202000	Flat knitting & stitch bonding machine,not electrically operated	130.070	154.239	2.320.099	2.403.199
8447901000	Machines for making gimped yarn,tulle,lace&mach for tufting,electric operated	156.162	563.519	809.529	4.914.912
8447902000	Machines for making gimped yarn,tulle,lace&mach for tufting,not elec operated	28.083	142.384	95.818	326.260
8448111000	Dobbies & jacquards, card reducing,electrically operated	27	59.998	109	445.786
8448112000	Dobbies & jacquards, card reducing, notelectrically operated	185	10.617	787	52.166
8448191000	Oth auxiliary machin for mach of heading84.44, 84.45, 84.46, 84.47, electric	13.372	149.926	147.309	1.115.854
8448192000	Oth auxiliary machin for mach of heading8444, 8445, 8446, 84.47, not electric	27	66.899	120	344.739
8448200000	Parts&accessories of mach of heading84.44/their auxiliary machinery	60.242	475.546	865.584	6.455.360
8448310000	Card clothing of mach of heading 84.45	32.246	61.691	350.068	794.532
8448320000	Parts&accessories of mach for preparingtextile fibres,other than card clothing	76.394	125.858	96.112	635.631
8448330000	Spindles, spindle flyers,spinning rings,and ring travellers of mach 84.45	5.729	33.507	219.477	1.120.386
8448390000	Other parts & accessories of mach ofhead 84.45/their auxiliary machinery	423.414	875.115	2.329.639	8.587.406
8448420000	Reeds for looms, healds & heald-framesfor weaving machines	9.535	38.087	189.811	806.800
8448491100	Shuttles, for electrtrically operatedweaving machine	5.199	24.416	63.604	266.251
8448491900	Oth parts & acces, for elect operatedweaving machine	14.784	233.010	429.347	2.101.049
8448492000	Parts & acces, for non electricallyoperated weaving machine	353	23.315	14.020	119.917
8448510000	Sinkers, needles&other articles used informing stitches	18.313	39.430	672.440	3.697.538
8448590000	Othe parts&accessories of mach ofhead 8447/their auxiliary machinery	36.092	180.534	247.018	1.210.854
8449001000	Mach for the manufacture/finishing offelt/nonwovens,electrically operated	14.500	14.500	67.420	67.420
8449002000	Mach for the manufacture/finishing offelt/nonwovens, not elect operated	370	3.458	2.283	33.289
8450111000	Household/laundry-type washing machin;fully-automatic mach;capacity <= 6 kg	30.178	716.729	106.972	3.097.527
8450119000	Household/laundry-type wash mach;fully-automatic machine;capacity > 6 kg	1.075.071	3.790.910	4.385.356	15.103.139
8450120010	Household/laundry-type wash mach;built-in centrifugal drier,capacity <= 6 kg	56.928	476.316	212.289	1.975.727
8450120020	Household/laundry-type wash mach;built-in centrifugal drier,capacity > 6 kg	646.816	2.721.662	1.727.951	8.081.173
8450190010	Other household/laundry-type wash mach;dry linen capacity <= 6 kg	0	2.555	0	5.575
8450190020	Other household/laundry-type wash mach;dry linen capacity > 6 kg	32.456	626.043	117.918	1.159.735
8450200000	Household/laundry-type washing mach;a; dry linen capacity >10 kg	188.929	531.562	1.036.857	2.940.735
8450901000	Parts of goods of subheading 8450.20	59	21.092	261	56.423
8450902000	Parts of goods of subheading 8450.11,8450.12 or 8450.19	474.300	1.422.434	1.447.449	4.564.065

I.3. IMPOR MENURUT KOMODITI / IMPORT BY HS COMMODITY
***** MEI / MAY 2009 *****

HS	Uraian Komoditi Commodity Description	Berat Bersih / Net Weight (Kg)		Nilai / Value C.I.F (US\$)	
		Bulan ini Current Month	Kumulatif Cum.Jan. to date	Bulan ini Current Month	Kumulatif Cum.Jan. to date
845110000	Dry-cleaning machines	8.729	29.122	54.067	461.841
845121000	Drying machines,each of a dry linencapacity not exceeding 10 kg	22.001	51.090	102.809	238.378
845129000	Drying machines,each of a dry linencapacity exceeding 10 kg	59.035	494.939	289.499	2.815.521
845130000	Ironing machines and presses(including fusing presses)	13.541	78.328	92.476	707.192
845140000	Washing, bleaching or dyeing machines	152.803	472.211	707.519	3.201.921
845150000	Mach. for reeling,unreeling,folding,cutting/pinking textile fabrics	7.162	100.250	61.613	694.461
845180100	Other machinery exclude machines of hd84.50; for domestic use	0	623	0	34.211
845180900	Other machinery exclude machines of hd84.50; not for domestic use	240.764	582.668	2.439.393	4.734.266
845190100	Parts of machines or dry linen capacityno exceeding 10 kg	1.282	2.800	32.275	73.521
845190900	Parts of oth machines of heading 8451	21.494	192.622	158.408	1.304.034
845210000	Sewing machines of the householdtype	65.576	468.158	137.295	849.476
845221000	Oth sewing machines, automatic units	48.117	380.769	532.832	2.984.121
845229000	Oth sewing machines, not automatic units	164.404	1.012.926	1.494.625	5.325.394
845230000	Sewing machine needles	27.636	64.836	109.388	314.391
845240000	Furniture, bases and covers for sewingmachines and parts thereof	2.381	44.425	6.729	86.122
845290110	Arms,beds,stands,flywheel,belt guard;treadles/pedals of subhead 8452.10	30.097	67.454	38.662	220.326
845290190	Oth part of sewing mach of machinery ofsubheading 8452.10	40.523	100.718	152.552	286.722
845290901	Arms beds,foot & pedals of mach excludesubheading 8452.10	2.890	34.387	23.340	167.396
845290909	Other parts of sewing mach of machineryexclude subheading 8452.10	111.121	611.724	354.003	1.754.165
845310100	Machinery for prepare,tanning/work hides, skins/leather, elect operated	110.685	293.247	152.403	818.393
845310200	Machinery for prepare,tanning/work hides, skins/leather, not elect operated	36	7.541	704	47.438
845320100	Machinery for making/repairingfootwear, electrically operated	72.148	412.847	446.599	2.930.314
845320200	Machinery for making/repairingfootwear, not electrically operated	2.872	20.638	41.251	115.456
845380100	Mach for make/repaire other articles ofhides,skins,not sewing machine,electric	38.869	264.968	151.683	1.141.782
845380200	Mach for make/repaire other articles ofhides,skins,not sewing machin,not elect	655	48.958	20.867	199.106
845390000	Parts of goods of heading 84.53	23.596	189.700	240.793	1.190.726
845410000	Converters	8.642	25.645	275.923	1.441.698
845420000	Ingot moulds and ladles	53.357	357.705	1.647.539	6.567.644
845430000	Casting machines	51.473	632.516	357.895	6.129.507
845490000	Parts of goods of heading 84.54	143.999	583.171	1.301.478	4.921.501
845510000	Tube mills	98	256.985	846	657.406
845521000	Oth Rolling mills, hot or combination hocold	654	247.977	30.000	307.267
845522000	Oth Rolling mills, cold	0	32.823	0	148.064
845530000	Rolls for rolling mills	37.636	970.121	199.743	4.474.220
845590000	Other parts of metal-rolling millsand rolls therefor.	208.594	1.712.181	1.012.070	7.225.818
845610000	Machines tool for work any material byremoval material,operat by laser/photon	421	7.946	89.983	480.468
845620000	Machines tool for work any material byremoval material,operat by ultrasonic	2.268	85.239	33.722	74.491
845630000	Machines tool for work any material byremoval material,electro-discharge	16.337	71.513	185.977	806.305
845690100	Mach tool for mnfact of printed circuit,numerical control,by plasma arc process	13.800	15.342	84.500	91.861
845690200	Wet proces equip for the applicationby immersion of electrochemic solutions	69	427	898	8.828
845690900	Oth mach tool for work any material byother operating processes	5.904	48.695	102.039	1.205.525
845710000	Machining centres	53.939	670.891	629.096	11.200.200
845720000	Unit construction machines(single-station)	17.000	88.709	24.614	422.586
845730000	Multi-station transfer machines	212	2.408	10.690	77.790
845811000	Horizontal lathes, numericallycontrolled	3.000	366.046	30.000	6.094.448
845819000	Horizontal lathes,not numericallycontrolled	94.171	542.567	805.202	5.642.748
845891000	Other lathes,numerically controlled	34.270	232.255	936.492	5.227.799
845899000	Other lathes,not numerically controlled	151.742	791.767	923.982	10.795.714
845910100	Way-type unit head machineselectrically operated	24.648	71.111	280.567	723.162
845910200	Way-type unit head machines, notelectrically operated	7.662	33.832	152.901	904.510
845921000	Dilling machines, numericallycontrolled	6.070	133.566	198.715	1.890.005
845929100	Dilling machines, electrically operated	326.243	503.327	572.063	3.385.362
845929200	Dilling machines, not electricallyoperated	30.000	35.370	94.374	116.729
845931000	Boring-milling machines, numericallycontrolled	18.083	114.371	63.276	933.257
845939100	Oth boring-milling machines, electricallperated	1.891	163.410	5.217	778.449
845939200	Oth boring-milling machines, notelectrically operated	0	21.500	0	423.360
845940100	Oth boring machines, electricallyoperated	19.317	222.687	57.376	2.434.815
845940200	Oth boring machines, not electricallyoperated	29.875	51.876	154.870	406.503
845951000	Milling machines, knee-type,numerically controlled	12.905	15.393	34.645	57.124
845959100	Oth milling machines, knee-type,electrically operated	50.984	90.583	107.664	235.959
845959200	Oth milling machines, knee-type, notelectrically operated	0	1.070	0	10.587
845961000	Other milling machines, numericallycontrolled	0	40.561	0	632.659
845969100	Other milling machines, not nmrclycontrolled, electrically operated	184.211	412.293	653.742	5.358.265
845969200	Other milling machines, not nmrclycontrolled, not electrically operated	10.378	25.345	54.478	108.421
845970100	Threading/tapping machines,electrically operated	45.649	328.969	114.318	1.862.959
845970200	Threading/tapping machines, notelectrically operated	0	21.835	0	299.031
846011000	Flat-surface grinding mach,an accuracyof at least 0.01 mm,numeric controlled	91	38.013	452	687.751
846019100	Oth flat-surface grinding mach, accuracyof at least 0.01 mm, electric operated	80.941	293.735	1.026.863	2.091.287
846019200	Oth flat-surface grinding mach, accuracyof at least 0.01 mm, not elect operated	1.733	54.290	4.079	953.831
846021000	Other grinding mach,an accuracy of atleast 0.01 mm,numerically controlled	2.015	10.725	27.652	256.298
846029100	Other grinding mach,an accuracy of atleast 0.01 mm, electrically operated	22.101	248.228	273.685	3.797.432
846029200	Other grinding mach,an accuracy of atleast 0.01 mm, not electric operated	11.147	27.687	50.713	333.902
846031100	Machine tools, numeric controlled, forsharpen carbide diamet <= 3.175 mm	0	1.382	0	29.384
846031900	Oth sharpening (tool/cutter grinding)machines,numerically controlled	720	33.953	12.162	478.480

I.3. IMPOR MENURUT KOMODITI / IMPORT BY HS COMMODITY
***** MEI / MAY 2009 *****

HS	Uraian Komoditi Commodity Description	Berat Bersih / Net Weight (Kg)		Nilai / Value C.I.F (US\$)	
		Bulan ini Current Month	Kumulatif Cum.Jan. to date	Bulan ini Current Month	Kumulatif Cum.Jan. to date
8460391000	Oth sharpening (tool/cutter grinding)machines, electrically operated	2.289	30.106	11.008	239.047
8460392000	Oth sharpening (tool/cutter grinding)machines, not electrically operated	50	258	87	3.234
8460401000	Honing/lapping mach,electricallyoperated	30.658	72.181	163.506	2.011.574
8460402000	Honing/lapping mach, not electricallyoperated	817	2.166	42.398	48.673
8460901000	Oth mach-tools for deburring,abrasives/polishing products, electric operat	10.940	93.039	465.295	2.739.847
8460902000	Oth mach-tools for deburring,abrasives/polishing products,not electric operat	21	12.760	882	632.036
8461201000	Shaping/slotting machines,electricallyoperated	66.655	188.065	261.878	1.349.708
8461202000	Shaping/slotting mach,not electricallyoperated	20.963	28.567	192.738	310.278
8461301000	Broaching mach,electrically operated	0	9.474	0	328.932
8461401000	Gear cutting,gear grinding/gearfinishing mach, electric operated	6.897	186.914	10.416	3.575.873
8461402000	Gear cutting,gear grinding/gearfinishing mach, not electric operated	31	3.473	3.654	12.793
8461501000	Sawing/cutting-off machines,electrically operated	103.708	465.678	1.163.955	4.392.589
8461502000	Sawing/cutting-off machines, notelectrically operated	9.252	22.063	33.611	81.738
8461901000	Oth mach-tool for planing/shaping/slottiby cermets, electrically operated	12.666	112.376	29.375	1.575.568
8461909000	Oth mach-tool for planing/shaping/slottiby cermets, not electrically operated	1.036	31.168	6.993	522.640
8462101000	Forging/die-stamping machines(including pres) & hammers, electric	511.316	2.430.247	1.962.712	13.719.582
8462102000	Forging/die-stamping machines(includ pres)&hammers,not electric	244.386	296.221	2.595.192	2.783.537
8462210000	Bend,fold,straighthen/flattening machine(includ pres),numeric control	58.953	347.017	996.050	3.260.813
8462291000	Bend,fold,straighthen/flattening machine(includ pres),not nmrc control,elect	390.331	669.950	4.136.397	7.558.388
8462292000	Bend,fold,straighthen/flattening machine(incl pres), not nmrc control,not elect	5.388	44.305	16.140	519.176
8462310000	Shearing machine (incl press),oth thancombine punching mach,numeric control	300	85.291	39.377	534.030
8462391000	Shearing machine (incl press),oth thanbine punching mach,not nmrc cntrl,elect	136.127	499.193	1.147.769	3.029.929
8462392000	Shearing mach (incl press),oth than binepunch mach, not nmrc control,not elect	336	62.064	2.009	337.068
8462410000	Punching/notching mach,incl comb punch &shearing mach,numeric control	25.976	115.534	141.507	511.631
8462491000	Punching/notching mach,incl comb punch &shearing mach,not numeric cntrl,elec	23.790	194.204	69.316	2.188.723
8462492000	Punching/notching mach,incl comb punch &shear mach,not numric cntrl,not elect	8.595	52.371	26.084	77.816
8462910000	Hydraulic presses	190.450	818.094	499.655	3.929.639
8462991000	Mach for manufac of boxes,cans& similar contain of tin plate, electr.	62.996	220.988	94.235	3.045.353
8462995000	Oth machine for working metal byforging,hamming,electric operated	207.649	479.087	780.131	4.354.234
8462996000	Oth machine for working metal byforging,hamming,not electric operated	3.143	9.784	50.082	58.628
8463101000	Draw-benches for bars,tube,profile,wire,or the like, electrically operated	1.219	43.048	2.452	409.146
8463102000	Draw-benches for bars,tube,profile,wire,or the like, not electrically operated	0	1	0	223
8463201000	Thread rolling machines, electricallyoperated	9.300	43.880	84.001	363.134
8463202000	Thread rolling machines,notelectrically operated	0	44.603	0	49.257
8463301000	Machines for working wire,electricallyoperated	36.046	343.783	178.896	3.168.421
8463302000	Machines for working wire, notelectrically operated	0	2.022	0	202.088
8463901000	Oth mach tool for work metal/cerments,without remove material,elect operated	70.671	511.127	443.291	2.875.333
8463902000	Oth mach tool for work metal/cerments,without remove material,not elect operat	1	223.676	72	350.780
8464101000	Sawing mach for working stone,ceramics electrically operated	6.900	21.160	30.480	113.467
8464102000	Sawing mach for working stone,ceramicsnot electrically operated	0	95	0	564
8464201000	Grinding/polishing machines,electrically operated	51.627	92.886	182.956	481.044
8464202000	Grinding/polishing machines,not electrically operated	76	1.249	8.833	42.855
8464901000	Oth mach tool for work stone,ceramics/like mineral material,elect operated	94.694	445.851	433.360	3.131.076
8464902000	Oth mach tool for work stone,ceramics/like mineral material,not elect operate	10.361	43.780	11.530	84.861
8465100000	Mach, can carryout different type opera-tion without tool charge for such operat	23.358	166.447	201.537	612.150
8465911000	Sawing machines for scoring PCB/PWB's electrically operated	2.706	18.052	12.396	69.307
8465912000	Other sawing mach for scoring PCB/PWB's, electrically operated	107.668	284.867	267.461	1.126.152
8465919000	Other sawing mach for scoring PCB/PWB's, not electrically operated	200.556	215.847	451.626	738.918
8465921000	Mach tools for routing PCB/PWB'ssubstrates,shank dmtr <=3.175 mm	0	50.761	0	272.806
8465922000	Oth planing,milling/moulding (bycutting) mach,electrically operated	48.102	339.606	308.620	1.820.556
8465929000	Oth planing,milling/moulding (bycutting)machines,not electric operated	16.857	232.835	289.238	2.702.222
8465931000	Grinding, sanding/polishing machines,electrically operated	7.799	199.266	158.314	739.541
8465932000	Grinding, sanding/polishing machines,not electrically operated	4.501	19.232	25.752	123.828
8465941000	Bending/assembling machines,electrically operated	11.572	39.073	143.336	436.204
8465942000	Bending/assembling machines, notelectrically operated	88	1.293	2.246	66.866
8465951000	Drilling mach for manufac PCB/PWB's,with a spindle speed > 50.000 rpm	9.381	75.372	12.300	226.483
8465953000	Other drilling/morticing machines,electrically operated	58.424	187.168	100.401	318.371
8465959000	Other drilling/morticing machines, notelectrically operated	12.192	57.761	13.275	455.987
8465961000	Splitting, slicing/paring machines,electrically operated	21.862	315.907	147.063	7.197.451
8465962000	Splitting, slicing/paring machines,not electrically operated	47	220	983	14.050
8465993000	Lathes, electrically operated	6.703	49.505	9.451	146.085
8465994000	Lathes, not electrically operated	0	5.549	0	5.827
8465995000	Oth mach for deburring surfaces of PCB/PWB's, for scoring laminati presses	4.339	64.005	46.553	195.517
8465996000	Other mach-tools for nailing,stapling,glueing/otherwise assemb,electric	11.812	453.195	65.109	1.213.428
8465999000	Other mach-tools for nailing,stapling,glueing/otherwise assemb,not electric	19.372	360.153	179.345	5.130.919
8466101000	Tool hold.self-open dieheads for 8456.908460.31,8465.91,8465.92,8465.95,8465	20.640	37.818	345.015	1.396.072
8466109000	Other tool holders & self-openingdieheads	34.634	288.257	439.353	3.647.546
8466201000	Work holders for sub 8456.99, 8460.31,8465.91, 8465.92, 8465.95, 8465.99	2.590	12.258	28.463	182.882
8466209000	Work holders for other machine	1.146	69.765	72.277	1.521.328
8466301000	Dividing head,special attach for 8456.908460.31,8465.91,8465.92,8465.95&8465	48.250	59.147	885.467	1.019.481
8466309000	Dividing heads & other specialattachments for oth machine-tools	8.961	62.343	162.636	1.611.285
8466910000	Parts&acces suitable for machine ofheading 84.64	114.906	510.347	322.110	1.885.458
8466921000	Parts&acces suitable for mach subhead8465.92.10, 8465.95.10, 8465.99.50	4.621	106.679	70.153	629.733
8466929000	Parts & acces suitable for mach ofother subheading 84.65	30.582	155.866	421.785	1.494.870

I.3. IMPOR MENURUT KOMODITI / IMPORT BY HS COMMODITY
***** MEI / MAY 2009 *****

HS	Uraian Komoditi Commodity Description	Berat Bersih / Net Weight (Kg)		Nilai / Value C.I.F (US\$)	
		Bulan ini Current Month	Kumulatif Cum.Jan. to date	Bulan ini Current Month	Kumulatif Cum.Jan. to date
8466932000	Parts&aces suitable for mach subhead8456.90.10,8456.90.20,8460.31.10	701	4.139	7.337	119.453
8466939000	Parts&aces suitable for mach ofother headings 84.56 to 84.61	57.106	369.826	1.570.524	11.721.639
8466940000	Parts & acces suitable for machineoother headings 84.62 or 84.63	221.787	840.105	3.978.898	11.268.417
8467110000	Tool for work in the hand,pneumatic,rotary type (incl rotary percussion)	3.874	37.484	256.516	1.396.743
8467190000	Tool for working in the hand,pneumatic,in other type	15.515	45.730	110.620	587.101
8467210000	Drills of all kinds with selfcontained electric motor	115.321	330.273	250.845	850.048
8467220000	Saws with self containedelectric motor	23.582	69.632	70.430	184.243
8467290000	Oth tool for working in the hand,with self-contained electric motor	401.799	1.518.276	692.524	2.933.584
8467810000	Chain saws	38.097	208.395	146.343	742.446
8467890000	Oth tool for working in the hand	54.110	435.622	879.127	4.351.997
8467911000	Part of chain saw,of elect-mechanic forwork in hand,self-cont. electric motor	5	20.614	114	38.975
8467919000	Part of other chain saw	84.572	246.018	122.842	777.136
8467920000	Parts of pneumatic tools	4.246	17.132	43.011	295.876
8467991000	Part of tool of subhead 8467.21, 8467.22or 8467.29	30.639	81.009	36.216	192.664
8467999000	Part of tool of of oth heading 8467	107.635	419.454	202.775	866.472
8468100000	Hand-held blow pipes	6.884	7.988	18.683	28.514
8468201000	Hand-operated gas welding, brazing/cutting appliances for metal	39.342	70.430	189.495	892.481
8468209000	Other gas-operated machinery &apparatus	30.492	381.459	218.192	4.111.103
8468800000	Other machinery and apparatus forsoldering, brazing/welding	20.501	124.479	214.943	1.229.546
8468901100	Parts of goods of subheading8468.10	622	1.969	20.938	23.635
8468901200	Parts of goods of subheading8468.20.10	3.174	43.007	70.606	293.928
8468909000	Parts of other Heading 8468	38.594	156.282	254.291	1.064.878
8469001000	Word-processing machines	66.676	109.706	2.409.589	4.409.217
8469009010	Automatic typewriters	0	275	0	578
8469009090	Other typewrites	28.934	74.221	201.667	516.287
8470100000	Electronic calculators, cpble of operatiwithout an extrnl source electric power	78.481	386.088	456.063	4.904.936
8470210000	Electronic calculating machinesincorporating a printing device	1.207	10.790	2.244	52.453
8470290000	Other electronic calculating machines	12.148	55.573	29.520	350.125
8470300000	Other calculating machines	93.157	284.557	233.112	789.661
8470500000	Cash registers	9.157	57.547	489.120	2.177.172
8470901000	Postage-franking machines	0	584	0	54.615
8470902000	Accounting machines	323	716	900	4.240
8470909000	Machines for pocket-size data record, reproduc,display mach with calculat	8.530	16.781	41.411	194.986
8471301000	Handheld computer incl palmtop & PDAs	5.411	12.942	559.874	1.511.019
8471302000	Laptop incl notebooks	432.627	1.737.164	32.239.479	157.550.393
8471309000	Oth portable digital automatic dataproc mach,weigh not more than 10 kg	219.984	413.380	803.979	3.168.561
8471411000	Personal computers excl 8471.30with at least a CPU and an input/output	85.476	634.555	2.688.248	17.171.058
8471419000	Oth automatic data processing machineswith at least a CPU and an input/output	26.270	212.946	1.043.432	8.842.488
8471491000	Personal computers excl 8471.30presented in form of systems	120.103	651.209	3.628.784	21.547.652
8471499000	Oth automatic data processing machinespresented in form of systems	36.121	352.889	2.140.494	30.128.337
8471501000	Processing units for personal computerother of subhd 8471.41 or 8471.49	46.384	211.872	2.024.042	12.898.004
8471509000	Oth Processing unitsother of subhd 8471.41 or 8471.49	111.440	863.163	3.163.998	19.939.018
8471603000	Computer keyboards	135.331	615.310	708.167	2.642.695
8471604000	X-ycoordinate input devices,includingmouse,light pens,joystick,track balls	148.915	757.964	577.797	3.722.353
8471605000	Plotters whether input/output units ofheading 84.71 or of heading 90.17	1.769	19.633	150.523	444.833
8471609000	Other input/output units,whether/not contain storg unitsthe same housing	360.827	1.916.465	1.229.639	11.278.377
8471701000	Floppy disk drives	44.567	330.264	3.800.635	26.568.502
8471702000	Hard disk drives	209.499	1.244.758	1.507.582	13.265.842
8471703000	Tape drives	1.549	10.512	217.661	1.231.087
8471704000	Optical disk drives,including cd-romdrives,dvd drives & cd-r drives	235.969	1.049.833	7.165.526	39.933.791
8471705000	Proprietary fmat strge device includ me-dia therefor f automat. dt proc.mach	3.008	31.895	312.745	2.634.032
8471709100	Backup management systems	18.616	84.212	254.023	2.669.693
8471709900	Other storage units ofautomatic data processing machine	45.985	169.162	1.327.971	7.276.009
8471801000	Control and adaptor units	44.217	206.247	372.019	2.666.890
8471807000	Sound card and video card	39.043	162.736	342.072	1.379.676
8471809000	Other units of automatic dataprocessing machines	100.777	446.815	4.031.648	26.992.221
8471901000	Bar code readers	25.576	51.654	716.981	1.161.736
8471902000	Optical character readers,document/image scanners	24.049	129.738	563.173	3.216.785
8471909000	Other units automatic data processingmachines	102.484	519.756	847.327	4.632.788
8472101000	Duplicating machines, electricallyoperated	2.222	15.387	5.455	100.143
8472102000	Duplicating machines, not electricallyoperated	0	540	0	1.054
8472301000	Machin for sorting/folding mail/forinserting mail in envelopes,electric	10.000	12.241	23.115	49.910
8472302000	Machin for sorting/folding mail/forinserting mail in envelopes,not elect.	2.010	3.138	5.995	13.199
8472901000	Automatic teller machines	364.854	969.816	5.566.304	13.492.775
8472902000	Electronic fingerprint identificationssystem	5.017	18.622	89.681	236.198
8472903000	Other office machines,electricallyoperated	29.350	121.348	458.656	1.626.599
8472909000	Other office machines,not electricallyoperated	13.099	65.341	52.326	281.836
8473101000	Printed circuit assemblies for word-processing	1.884	14.257	93.576	297.006
8473109000	Other parts & access of the mach ofheading 84.69	1.617	20.505	157.523	1.037.644
8473210000	Parts & access electronic calculatingmach sub 8470.10, 8470.21/8470.29	310	3.863	6.356	96.794
8473290000	Parts & access of other machines ofheading 84.70	4.232	14.126	71.280	1.347.406
8473301000	Assembled printed circuit boardsfor machines of heading 84.71	234.951	1.898.264	2.421.202	22.782.239
8473309000	Parts & access ofother machines ofheading 84.71	1.213.587	5.032.192	30.796.548	143.719.795
8473401100	Parts including printed circuit assembfor machines of heading 84.72	22	1.036	5.098	154.577

I.3. IMPOR MENURUT KOMODITI / IMPORT BY HS COMMODITY
***** MEI / MAY 2009 *****

HS	Uraian Komoditi Commodity Description	Berat Bersih / Net Weight (Kg)		Nilai / Value C.I.F (US\$)	
		Bulan ini	Kumulatif	Bulan ini	Kumulatif
		Current Month	Cum.Jan. to date	Current Month	Cum.Jan. to date
8473401900	Other parts&accessories of the machof heading 84.72,for electric operate	2.472	29.687	152.998	706.326
8473402000	Other parts&accessories of the machheading 84.72,for non electric operate	62	36.069	15.001	66.718
8473501100	Parts&accessories suitable for usewith mach of heading 84.71,electric	50.858	169.251	3.049.390	5.024.436
8473501900	Parts&accessories suitable for usewith mach head 84.69 & 84.72,electric	23.034	236.254	36.752	1.347.098
8473502000	Part&acces suitable for use with machof heading 84.69-84.72,non-electric	569	37.339	191.551	446.262
8474101000	Sorting,screening,separating/washingmachines, electrically operated	114.970	804.279	520.858	3.915.320
8474102000	Sorting,screening,separating/washingmachines, not electrically operated	2.075	584.379	4.548	5.809.586
8474201100	Crushing/grinding machines forstone electrically operated	894.066	2.903.788	831.671	5.981.022
8474201900	Crushing/grinding mach for earth,oresoth mineral substances,electric operat	42.985	2.213.569	865.759	9.115.865
8474202100	Crushing/grinding mach for stone notelectrically operated	83.502	174.392	101.442	425.032
8474202900	Crushing/grinding mach for earth,oresoth mineral substances,not electric	60.319	1.175.512	83.641	4.432.633
8474311000	Concrete/mortar mixers, electricallyoperated	81.358	165.128	1.008.147	1.419.198
8474312000	Concrete/mortar mixers, notelectrically operated	21.600	149.963	1.443.681	1.601.284
8474321000	Mach for mixing mineral substances withbitumen,electrically operated	266.844	611.460	491.910	1.335.698
8474322000	Mach for mixing mineral substances withbitumen,not electrically operated	21	14.912	592	77.627
8474391000	Other mixing/kneading machineselectrically operated	93.214	254.272	568.345	3.257.106
8474392000	Other mixing/kneading machines notelectrically operated	178	10.163	24.190	63.931
8474801000	Mach for agglomerating,shaping/mauldsolid mineral fuels,electric operat	253.219	643.971	3.291.331	8.201.904
8474802000	Mach for agglomerating,shaping/mouldsolid mineral fuels,not elect. operat	446	38.780	112.225	262.857
8474901000	Parts of mach for heading 8474.10 to8474.80 of electric operated machines	763.470	4.703.938	5.780.636	30.170.194
8474902000	Parts of mach for heading 8474.10 to8474.80 of not electric operat mach	99.245	576.247	656.888	3.523.551
8475101000	Mach for assembl electric/electronicclamps tubes/valves,electric operat	30.730	68.656	1.137.406	2.138.697
8475102000	Mach for assembl electric/electronicclamps tubes/valves,not elect. operated	49	9.412	1.680	91.457
8475210000	Machines for making optical fibresand preforms thereof	0	6.327	0	181.483
8475290000	Other machines for manufacturing/hot working glass/glassware	40.038	93.842	384.297	2.167.383
8475901000	Parts of machine for heading 8475.10to 8475.29 of electric operated machin	15.097	265.220	2.001.286	10.996.545
8475902000	Parts of machine for heading 8475.10to8475.29 of not elect. operated mach	88	17.461	5.515	36.427
8476290000	Other automatic beverage-vendingmachines	26.337	116.354	528.451	1.164.929
8476810000	Other automatic goods-vending mach,incorporating heating/refrigerating	0	11	0	173
8476890000	Other automatic goods-vendingmachines	1.891	86.023	9.243	687.613
8476901000	Parts of automatic goods-vend machincorpor heating/refriger,elect.operat	99.594	491.006	1.276.375	6.083.867
8476909000	Parts of automatic goods-vendingmach	51.797	259.456	498.268	6.829.572
8477101000	Injection-moulding machines formoulding rubber	436.932	1.782.280	5.504.548	14.515.424
8477103100	P.v.c. injection moulding machine	347.251	1.393.156	2.209.419	7.490.726
8477103900	Other injection-moulding machinesfor moulding plastics	160.131	445.377	934.047	2.500.013
8477201000	Extruders for extruding rubber	56.542	127.497	77.501	935.803
8477202000	Extruders for extruding plastics	419.605	1.900.195	10.544.343	60.324.682
8477300000	Blow moulding machines	192.324	615.203	3.231.147	10.996.399
8477401000	Vacuum moulding & other thermo formingfor moulding/forming rubber	21.476	442.285	179.973	2.324.261
8477402000	Vacuum moulding & other thermo formingfor moulding/forming plastics	63.951	376.744	348.075	5.050.629
8477510000	Mach for mould/retread pneunt tyres,for moulding/othwise forming inner tub	125.645	848.919	881.823	7.408.442
8477591000	Other machine for moulding/otherwise-forming for rubber	213	276.606	4.406	1.892.657
8477592000	Other machine for moulding/otherwise-forming for plastics	4.743	107.574	4.680	223.342
8477801000	Other machinery for rubber,electrically operated	321.262	1.882.201	4.221.241	20.137.612
8477802000	Other mach for rubber,not electricallyoperated	121.236	383.619	986.231	3.631.547
8477803100	Lamination presses for the manufactrof PCB/PWBs	28.362	116.675	144.776	816.365
8477803900	Other machinery for plastics,electrically operated	48.754	78.114	812.734	1.148.014
8477804000	Other machinery for plastics, notelectrically operated	55.504	79.241	460.523	720.380
8477901000	Parts of electrically operatd mach forworking rubber/products from rubber	37.789	529.330	838.125	9.982.748
8477902000	Part of nonelectric opratd mach forworking rubb/fr the manuf product rubb	75.278	267.597	1.242.092	4.581.136
8477903200	Pars of lamination presses fr themanuf of PCB/PWBs	340	527	6.246	35.515
8477903900	Oth parts not in 8477.90.31-32	5.540	66.068	162.216	1.165.360
8477904000	Part of non elect.mach fr workig plast/manuf of prodct frm plastic material	268.650	403.878	948.974	2.254.984
8478101000	Machinery for preparing/making uptobacco, electrically operated	52.358	547.884	777.388	18.061.033
8478102000	Machinery for preparing/making uptobacco, not electrically operated	0	375	0	1.000
8478901000	Part of cigar/cigarette electricallyoperated mach	18.893	254.543	513.712	8.585.008
8478902000	Part of cigar/cigarette,nonelectrically operated mach	1.951	6.454	90.687	194.674
8479101000	Machinery fr public works,building/thelike electrically operated	179.455	392.265	2.967.013	3.394.735
8479102000	Machinery fr public works,building/thelike not electrically operated	4.533	14.290	59.338	182.994
8479201100	Machinery for making palm oilelectrically operated	461.696	3.318.778	5.078.142	29.746.349
8479201900	Machinery for preparing palm oilelectrically operated	99.075	2.163.648	472.985	6.277.297
8479202100	Machinery for making palm oil notelectrically operated	0	130.376	0	1.310.772
8479202900	Machinery forpreparing palm oil notelectrically operated	72.108	136.964	872.507	2.049.401
8479301000	Presses for the manufacture ofparticle board electrically operated	6.159	178.179	8.977	339.010
8479302000	Presses for the manufacture ofparticle board not electrically operptd	0	6.432	0	24.698
8479401000	Rope/cable making mach,electrically operated	91.810	277.584	297.851	1.708.642
8479402000	Rope/cable making mach, notelectrically operated	0	15.741	0	156.905
8479500000	Industrial robots, not elsewherespecified/included	7.746	46.060	462.589	1.458.106
8479600000	Evaporative air coolers	19.669	225.472	161.047	1.214.384
8479811000	Oth mach&mechanical appliance fortreating metal,electrically operated	165.658	946.735	2.788.457	18.403.090
8479812000	Oth mach&mechanical appliance fortreating mtl,nonelectrically operated	2.275	77.495	34.915	439.752
8479821000	Mixing,kneading,crush,grind,screen, &otherwise machine,electrically operated	208.631	1.469.179	3.437.279	12.932.006
8479822000	Mixing,kneading,crush,grind,screen, &otherwise machine,not elect operated	5.386	161.606	95.635	1.664.602
8479892000	Chemical vapour deposition app forflat panel display production	24.233	117.306	811.051	4.319.331

I.3. IMPOR MENURUT KOMODITI / IMPORT BY HS COMMODITY

*** MEI / MAY 2009 ***

HS	Uraian Komoditi Commodity Description	Berat Bersih / Net Weight (Kg)		Nilai / Value C.I.F (US\$)	
		Bulan ini Current Month	Kumulatif Cum.Jan. to date	Bulan ini Current Month	Kumulatif Cum.Jan. to date
8479893000	Oth apparatus, electrically operated	123.594	784.736	1.355.625	20.990.812
8479894000	Oth apparatus,nonelectrically operated	94.215	395.729	2.102.230	9.186.599
8479902000	Part of goods of subheading8479.89.20	528	98.625	35.666	2.491.639
8479903000	Part of oth electrically operatedmachines	321.712	1.185.614	3.616.808	12.396.850
8479904000	Part of nonelectrically operatedmachines	48.069	219.815	789.011	4.597.219
8480100000	Moulding boxes for metal foundry	28.904	239.306	183.441	1.570.108
8480200000	Mould bases	98.156	548.213	658.327	3.679.969
8480301000	Moulding patterns, of copper	0	9.092	0	41.235
8480309000	Moulding patterns, of other material	157.963	903.900	1.506.380	8.799.002
8480410000	Moulds for metal/metal carbidesinjection/compression types	85.785	124.819	1.850.015	2.276.897
8480490000	Moulds for metal/metal carbides notinjection/compression types	75.619	444.980	1.544.143	7.411.430
8480500000	Moulds for glass	11.818	65.913	270.487	1.674.119
8480600000	Moulds for mineral materials	124.616	708.802	398.869	3.607.637
8480710000	Moulds for rubber,plastics, injection/compression type	241.247	2.228.383	3.458.419	36.564.452
8480790000	Mould for rubber,plastics, not injection, compression type	85.325	309.159	1.147.598	7.100.166
8481101100	Pres-reduce valve,iron/steel,manualoperate sluice,5 cm <=int dia <40cm	49.712	162.095	547.009	3.004.651
8481101900	Pres-reduce valve,iron/steel,automaticoperate sluice,5 cm<=int dia <40cm	462.251	1.421.651	3.672.427	12.147.191
8481102000	Pressure-reducing valves of copper/copper alloys	10.299	64.034	191.411	823.998
8481109000	Pressure-reducing valves not of iron/steel,not of oth metal,not of plastics	152.302	1.301.858	1.556.762	14.903.885
8481201000	Valve for pneumatic tran,manual operatesluice, 5 cm<=internal diameter<40cm	22.650	52.018	160.770	679.170
8481209000	Valves not of iron/steel, not of othmetal,not of plastics	35.862	374.240	695.444	5.091.336
8481301000	Cast iron valve of swing check-valvetype,40 <=inlets internal diamtr<600 mm	70.367	259.837	628.392	4.442.927
8481302000	Check (nonreturn) valve,copper/copperalloy, internal diameter < 25 mm	7.206	16.594	76.517	233.783
8481309000	Other check (nonreturn) valve	328.231	1.787.135	3.166.332	18.812.955
8481401000	Safety/relief valves of iron/steel	127.386	338.366	743.600	2.291.880
8481409000	Oth safety/relief valves	456.049	2.000.021	6.467.680	22.958.783
8481801100	Valves fr inner tube of copper/copperalloys	150.134	497.138	993.614	3.649.374
8481801200	Valves for inner tubesof oth materials	7.131	35.366	65.551	1.157.702
8481801300	Valves for tubeless tyres of copper/copper alloys	55	3.227	1.107	17.259
8481801400	Valves for tubeless tyres of othmaterials	23.527	47.362	79.132	425.860
8481802100	Lpg cylinder valves having inlet &outlet internal diameters<=2.5cm	252.332	1.090.521	1.523.090	5.859.508
8481802200	Lpg cylinder valves having inlet &outlet internal diameters>2.5cm	4.975	16.781	29.042	66.858
8481803000	Cocks/valves,whether/not fitted withpiezo electric igniters for gas stove	169.809	650.913	1.062.998	3.692.412
8481804100	Soda water bottle valve;gas operat,of plastic, 1 cm < intern dia <= 2,5cm	0	461	0	3.168
8481804900	Oth soda water bottle valves;gas operatebeer dispensing units	44.122	481.915	69.987	1.613.812
8481805100	Mixing tapes and valves,of plastic,1 cm < internal diameter <= 2,5cm	7.535	72.945	28.210	102.589
8481805900	Others mixing tapes and valves	106.345	561.991	135.777	978.823
8481806100	Water pipeline valve,manual operatesluice,5cm<inlet/outlet int diamtr>=40cm	36.269	155.619	42.751	211.049
8481806200	Cast iron gate valve,inlet diamtr>=4cm &cast iron butterfly valve,inlet dia>=8cm	34.640	221.737	343.082	1.925.879
8481806300	Cast iron gate valve,inlet diamtr<4cm &cast iron butterfly valve,inlet dia <8cm	32.040	820.278	233.204	4.934.021
8481806500	Other hog nipple waterers	3.405	17.213	7.573	63.105
8481806600	Nipple joint valves,of plastics, 1 cm<=internal diameter < 2,5 cm	0	978	0	1.903
8481806700	Other nipple joint valves	3.408	70.137	46.348	502.047
8481807100	Ball valves,of plastics, 1 cm <=internaldiameter < 2,5 cm	44.336	117.010	1.198.111	2.212.110
8481807200	Other ball valves	379.614	1.902.008	5.665.142	28.406.300
8481807300	Gate valve,manual operate,of iron/steel,5cm<=inlet/outlet internal diamtr<40cm	132.002	864.650	554.202	3.884.424
8481807400	Gate valve,manual operate,of iron/steel,inlet/outlet internal diamtr < 40cm	12.526	456.274	203.139	3.507.089
8481807500	Manifold valves of plastics, 1 cm <=internal diameter < 2,5 cm	0	302	0	43.342
8481807600	Other manifold valves	68.607	302.247	625.543	3.206.031
8481808100	Pneumatic control valve,of plastics,1 cm <=internal diameter < 2,5 cm	362	4.490	7.521	1.482.660
8481808200	Other pneumatic controlled valve	3.078	43.090	62.533	873.685
8481808300	Oth valve of plastic,inlet diamtr>=1cm,outlet diamtr <= 2,5 cm	20	548	11.875	49.549
8481808400	Oth valve of plastic,inlet diamtr>=1cm,outlet diamtr > 2,5 cm	255	758	14.850	60.261
8481808500	Oth valve of plastic,with other size ofinlet/outlet diameter	83.252	311.736	2.967.876	5.455.451
8481808600	Other valve of stainless steel/nickle,manual operate,weighting < 3 kg	62.541	210.230	373.433	1.306.448
8481809100	Ball valves	60.587	184.639	341.648	1.425.362
8481809900	Other valves and similar appliances forpipes	556.762	2.570.706	10.047.711	55.720.254
8481901000	Parts of housing for sluice/gate valves	3.761	18.264	93.875	497.206
8481902100	Bodies, for water taps	24.733	37.872	15.541	76.732
8481902300	Others bodies for taps, cocks, valves,and similar appliances	5.977	89.331	41.944	627.877
8481902900	Others parts for taps, cocks, valves, &similar appliance of int. dimtr <= 25mm	70.503	323.507	795.166	4.149.764
8481903000	Valve bodies/stems of inner tube/tubeless tyres valves	13.938	206.782	212.981	1.985.591
8481904000	Valve cores of inner tube valves/tubeless tyres valves	659	797	87.093	88.196
8481909000	Others parts for taps, cocks, valves,and similar appliances	122.744	1.529.733	2.870.471	22.843.259
8482100000	Ball bearings	984.722	3.933.419	8.448.444	39.878.935
8482200000	Tapered roller bearings,includingcone&tapered roller assemblies	94.433	468.972	1.338.788	7.212.616
8482300000	Spherical roller bearings	136.651	634.338	650.497	3.132.067
8482400000	Needle roller bearings	20.582	100.664	537.178	2.527.814
8482500000	Oth cylindrical roller bearings	94.773	453.845	1.507.394	6.547.485
8482800000	Oth,inclusing combined ball/rollerbearings	696.097	3.210.983	5.683.123	21.289.525
8482910000	Balls, needles and rollers	68.601	493.878	564.546	3.975.138
8482990000	Other parts of ball and roller bearings	252.291	1.392.077	1.466.978	8.885.958
8483101000	Transmission shafts for earth movingmachinery	36.131	189.110	547.387	2.888.017
8483102100	Transmissi shafts for enginesf venciehead 87.01exc 8701.10/8701.90	26.403	83.532	137.909	537.597

I.3. IMPOR MENURUT KOMODITI / IMPORT BY HS COMMODITY
***** MEI / MAY 2009 *****

HS	Uraian Komoditi Commodity Description	Berat Bersih / Net Weight (Kg)		Nilai / Value C.I.F (US\$)	
		Bulan ini Current Month	Kumulatif Cum.Jan. to date	Bulan ini Current Month	Kumulatif Cum.Jan. to date
8483102200	Transmission shafts for engines of vehicles of subhead 8701.10/8701.90	140	1.101	4.142	29.435
8483102300	Transmission shafts for engines of vehicles of heading 87.11	143.028	886.071	3.019.183	17.428.098
8483102400	Transmission shafts for engines of oth vehicles of chapter 87	851.617	5.855.207	7.346.073	37.721.971
8483103100	Transmission shafts for marine propulsion engines of an output<=22.38 kw	739	6.766	684	18.367
8483103900	Transmission shafts for marine propulsion engines of an output>22.38 kw	199.640	349.799	1.383.587	3.661.183
8483109000	Oth transmission shafts	387.204	1.848.937	5.392.847	25.534.660
8483201000	Bearing housing incorporating forearth moving machinery	21.494	174.515	112.154	564.869
8483209000	Bearing housing incorporating not forearth moving machinery&motor vehicle	65.258	393.471	327.702	2.625.822
8483301000	Bearing housing not incorporating forearth moving machinery	15.331	112.659	196.544	1.362.289
8483309000	Bearing housing not incorporat not forearth moving machinery&motor vehicle	162.712	1.218.637	1.283.776	7.310.088
8483401100	Gear&gearing for engines of vehicles of head 87.01 exc subhead 8701.10/90	25.556	202.337	232.473	2.203.097
8483401300	Gear&gearing for engines of vehicles of heading 87.11	173.449	855.859	2.892.532	15.766.598
8483401400	Gear&gearing for engines of oth vehicles of chapter 87	293.394	1.892.457	4.129.848	22.068.320
8483402100	Gear&gearing for marine propulsion engines of an output<=22.38 kw	33.658	77.389	416.548	1.112.594
8483402900	Gear&gearing for marine propulsion engines of an output>22.38 kw	220.299	1.076.352	1.058.500	9.671.396
8483403000	Gear&gearing for the engines of earth moving machinery	77.008	297.774	1.474.513	5.271.446
8483409000	Gears and gearing for oth engines	569.940	3.120.480	5.270.257	31.548.156
8483500000	Flywheels&pulleys, including pulley blocks	245.216	1.860.082	2.494.889	13.477.995
8483600000	Clutches&shaft couplings (including universal joint)	334.460	2.160.526	4.121.712	22.639.249
8483901100	Parts of 8783.10 for pedestrian control tractors of subheading 8701.10	310.690	396.695	3.060.291	3.494.052
8483901300	Parts of 8783.10 for oth tractors of heading 87.01	3.338	28.818	121.345	833.823
8483901400	Parts of 8783.10 for goods of heading 87.11	86.153	198.175	5.002.916	6.284.693
8483901500	Parts of 8783.10 for oth goods of chapter 87	42.505	159.882	718.408	2.542.260
8483901900	Parts of 8783.10 for oth	17.107	157.645	188.400	1.900.322
8483909100	Oth toothed wheels for pedestrian controlled tractors of subhead 8701.10	21	962	2.353	15.941
8483909300	Oth toothed wheels for oth tractors of heading 87.01	319	366	5.558	7.907
8483909400	Oth toothed wheels for goods of heading 87.11	63.621	318.226	764.708	3.472.469
8483909500	Oth toothed wheels for oth goods of chapter 87	62.025	436.797	929.131	4.693.474
8483909900	Oth toothed wheels for others	116.694	672.057	895.944	4.147.419
8484100000	Gaskets&similar joint metal sheeting comb with oth material/2 more lays	253.879	1.155.854	5.483.864	17.129.349
8484200000	Mechanical seal	40.972	196.880	705.724	4.209.363
8484900000	Sets/assortments of gaskets&similar joints	118.541	650.478	2.834.991	13.321.142
8486101000	Apparatus for rapid heating of semiconductor wafers	0	31	0	713
8486102000	Spin dryers for semiconductor wafer processing	0	2.751	0	33.310
8486103000	Machines for produc semiconductor wafer by removal of material, laser/photon beam	0	29	0	20.449
8486105000	Grinding, polishing, lapping machines for proces. of semiconductor wafers	32.439	99.177	246.600	781.879
8486106000	Apparatus for growing/pulling monocrystal semiconductor boules	0	1.600	0	30.404
8486109000	Oth machines&apparatus for the manufact of boules/wafers	7.946	8.453	9.371	26.363
8486201100	Chemical vapour deposition app. for semiconductor production	0	16.799	0	55.426
8486201200	Epitaxial deposition mach., spinners for coating photograph emuls on semiconductor	0	36.840	0	471.730
8486201300	Physical deposition app. by sputtering semiconductor wafer, for semiconductor product	21	79	543	2.055
8486201900	Other film formation equipment	53	97	96	749
8486203100	Deflash mach, spraying appliance for etching, stripping, cleaning semiconductor wafer	3.000	3.816	69.500	110.756
8486203300	App for wet etching, developing, stripping, cleaning semiconductor wafers	0	61	0	1.436
8486203900	Other etching and stripping equipment	277	2.742	7.795	136.923
8486204900	Other lithography equipment	0	45	0	3.236
8486205100	Dicing machines for scribing/scoring semiconductor wafers	802	2.074	1.442	3.533
8486205900	Other equipment for developing exposed wafers	124	189	930	4.472
8486209100	Laser cutters for cut contact. tracks in semiconductor production by laser beam	152	5.166	25.014	148.000
8486209200	Mach. for bend, fold and straightening semiconductor leads	93	4.187	7.285	83.683
8486209300	Resistance heated furnaces, ovens for the manufact of semiconductor device/on wafer	57	57	1.677	1.677
8486209400	Inductance/dielectric furnace, oven for the manufact of semiconductor device/on wafer	0	71	0	7.915
8486209900	Other mach. & apprts for the mnfact of semiconductor. devices/of elect integ. circuit	4.142	14.301	29.982	92.975
8486301000	App. for dry etch pattern on flat panel display substrates	0	3.273	0	36.933
8486309000	Othetr mach. and app. for the manufact of flat panel displays	167	1.967	1.337	131.011
8486401000	Focused ion beam milling mach to produce, repair mask, reticle for pattern s-device	7	10	622	790
8486402000	Die attach app., auto-tape/wire bonders, auto-mach.trans/handle/storage, wafer box	53	15.467	1.137	196.585
8486403000	Moulds for manufact. of semiconductor devices	62	10.211	2.706	73.143
8486404000	Optical stereoscopic microscopes with equip. design to handle of s-wafer/rectle	1	1	1	1
8486405000	Photomicrographic microscope with equip design to handle of s-wafer/recticle	0	2	0	166
8486406000	Electron beam microscopes with equip design to handle of s-wafer/recticle	0	1	0	102
8486407000	Pattern generating app for produce mask/rtcle from photoresist coated substrate	0	273	0	34.365
8486409000	Other machines and apparatus specified in note 9(c) to this chapter	1	21	114	1.532
8486901100	Parts and accessories of app for rapid heating of semiconductor wafer	485	2.568	10.372	60.723
8486901200	Parts & accessories of spin dryers for semiconductor wafer processing	0	325	0	26.136
8486901300	Parts&accessories of mach. for prod semiconductor wafers by removal/laser/photon beam	31	905	487	33.821
8486901400	Tool holders&self-open diehead, of mach for sawing s-boule to slice/wafer to chip	1	210	4	13.621
8486901500	Oth parts, access. of mach. for sawing m-crystal s-boule to slice/wafer to chip	1.500	6.234	85.464	260.801
8486901600	Parts & access. of grind, polish, lap mach for processing of semiconductor. wafers	1.149	1.703	26.253	41.494
8486901900	Oth parts, access. of mach. and app. for the manufact. of boules/wafers	0	825	0	9.216
8486902200	Parts & access. of epitaxial depo. mach, spinner for coat photo. emuls on s-wafer	0	6.704	0	15.847
8486902500	Oth parts & access. of spray for etch, strip, clean, dev s-wafer, dry-etch pattern	126.267	539.156	208.556	1.051.268
8486902600	Tool holder/self-open diehead, of dicing mach laser cutters, fold, strighthn s-lead	0	540	0	5.869
8486902700	Other part and accessories of dicing mach laser cutters, fold, strighthn s-lead	0	876	0	102.187

I.3. IMPOR MENURUT KOMODITI / IMPORT BY HS COMMODITY

*** MEI / MAY 2009 ***

HS	Uraian Komoditi Commodity Description	Berat Bersih / Net Weight (Kg)		Nilai / Value C.I.F (US\$)	
		Bulan ini Current Month	Kumulatif Cum.Jan. to date	Bulan ini Current Month	Kumulatif Cum.Jan. to date
8486902800	Part & access of resist heated, induct,dielectric furnaces/oven mnfact s-wafer	0	251	0	37
8486902900	Oth part & acces of mach & app.for mnfctof s-devices/of elect. integr-circuits	114	327	209	16.171
8486903100	Part & access of app for dry etchingpattern of flat panel display substrates	0	2	0	201
8486903200	Tool holder/self-open dieheads,of app.wet etch patterns on flat panel display	0	90	0	212
8486903300	Oth. part&access of app for wet etchingdevelope, strip/clean flat panel display	78	873	2.850	18.257
8486903900	Oth part & access of mach and apparatusfor the manufact. of flat panel displays	17	21	903	2.939
8486904100	Part & acces of focused ion beam millingmach to produce, repair mask, reticle	0	100	0	3.620
8486904200	Part&acces of die attach app, auto-tape/wire bonder, encapsul equip for assembl	575	11.837	15.044	257.241
8486904300	Part&acces of auto-mach transport, handlstorage of s-conductors, wafer casse/box	5	34	68	749
8486904400	Part&acc of optic stereoscop microscopewith equip to hndle/tran of s-wafer/rtcl	115	490	1.684	44.232
8486904900	Part and acces of other mach & appspecified in note 9(c) to this chapter	3.060	14.969	56.929	186.672
8487100000	Ships/boats propellers and blades	292.440	1.281.308	4.736.736	11.568.515
8487900010	Oil seal rings	82.554	425.702	860.236	4.058.070
8487900090	Oth mach. parts, not cont. electric con-necto,insulator,coil, oth elec.features	112.554	630.202	1.548.050	7.473.167
8501101100	Stepper dc motors of an output =<37.5w	31.369	146.380	1.389.628	5.015.449
8501101200	Spindle dc motors of an output =<37.5w	27.331	94.217	1.341.045	3.834.848
8501101900	Others dc motors of an output =<37.5w	174.426	796.575	2.685.292	7.684.872
8501109100	Stepper universal (AC/DC) motors ofan output =<37.5w	609	13.460	70.053	587.282
8501109200	Spindle universal (AC/DC) motors ofan output =<37.5w	10.484	52.536	123.038	2.203.079
8501109900	Others universal (AC/DC) motors ofan output =<37.5w	220.140	812.946	1.168.929	7.471.996
8501201100	Universal (AC/DC) motors ofan output >746 w and < 1 kw	882	17.188	7.292	164.924
8501201900	Universal (AC/DC) motors ofanoutput >37.5 w and <= 746 w	337.178	867.167	824.774	2.234.888
8501202000	Universal (AC/DC) motors ofan output>1 kw	28.631	144.160	83.763	520.350
8501311000	Dc motors an output =< 750 w	242.385	752.859	4.520.055	9.744.760
8501312000	Dc generators an output =< 750 w	176.812	653.262	593.853	4.810.929
8501320000	Dc motors/dc generator an output > 750wand <= 75 kw	80.763	887.295	226.187	1.512.671
8501330000	Dc motors/dc generator an output >75 kwand <= 375 kw	35.327	165.909	189.842	771.921
8501340000	Dc motors/dc generator an output > 375kw	145.999	250.774	2.021.456	4.724.776
8501401000	Oth AC motors, single-phase of anoutput <=1kw	280.952	925.367	521.901	1.904.779
8501402000	Oth AC motors, single-phase of anoutput >1kw	265.644	834.707	975.724	2.220.048
8501510000	Oth AC motors, multi-phase of anoutput <=750 w	175.386	834.516	585.827	3.686.552
8501521000	Oth AC motors, multi-phase of an output> 750w and <=1kw	53.102	271.810	217.913	1.423.062
8501522000	Oth AC motors, multi-phase of an output> 1 kw and <= 37,5 kw	216.353	1.543.902	724.704	4.605.371
8501523000	Oth AC motors, multi-phase of an output> 37.5 kw and <= 750 kw	69.110	647.283	856.446	3.182.797
8501530000	Oth AC motors,multi-phase of anoutput >75kw	176.145	680.315	1.438.005	5.619.784
8501611000	AC generator of an output <=12.5 kva	222.378	888.313	431.104	1.319.661
8501612000	AC generator of an output > 12.5 kva &<=75kva	87.860	1.056.919	138.563	3.900.550
8501621000	AC generator of an output > 75 kva &<= 150 kva	9.968	176.386	41.164	246.071
8501629000	AC generator of an output > 150 kva &<= 375 kva	1.639	104.859	16.120	150.992
8501630000	AC generator of an output > 375 kva &<=750kva	2.447	681.742	1.897	19.147.547
8501640000	AC generator of an output > 750 kva	61.267	579.185	3.256.696	17.327.587
8502110000	Generat sets with compression ignitioninter combust piston output <=75 kva	549.439	2.816.046	2.629.506	10.666.078
8502121000	Generating sets with spark-ignit interncombust pist output >75kva & <=125kva	73.041	1.570.931	82.954	2.148.021
8502129000	Generating sets with spark-ignit interncombust pist output >125kva & <=375kva	191.215	867.620	856.347	3.441.591
8502131000	Generating sets with spark-ignit interncombust pist output > 12500 kva	63.595	1.822.390	1.386.195	53.569.501
8502139000	Generating sets with spark-ignit interncombust pist output>375kva & <=12500 kva	754.423	2.456.963	12.048.491	31.946.976
8502201000	Generating sets with spark-ignit interncombust piston output <=75 kva	463.698	1.933.052	825.482	2.808.130
8502202000	Generating sets with spark-ignit interncombust piston output >75kva & <=100kva	92.050	364.956	110.960	426.540
8502203000	Generat sets with spark-ignition intrncombust piston outp>100kva & <=10000kva	97.890	827.772	1.847.153	20.877.544
8502204100	Generating sets with spark-ignit interncombust piston output >12500 kva	0	31.000	0	356.990
8502204900	Generating sets with spark-ignit interncombust piston output>10000kva & <=12500kv	153.762	650.595	417.570	1.435.241
8502311000	Oth generating sets wind-poweredof an output <=10,000 kva	1.326	1.758	5.252	11.355
8502391000	Oth generating sets not wind-poweredof an output <=10 kva	66.768	284.074	129.762	551.128
8502392000	Oth generating sets not wind-poweredof an 10 kva<output<=10,000 kva	618	177.532	195.811	2.424.948
8502393900	Oth generating sets not wind-powered ofan output > 10,000 kva & <=12,500 kva	78.439	310.267	1.949.027	5.977.967
8502400000	Electric rotary converters	23.819	73.422	192.431	469.809
8503001100	Stators for ceiling fans for generatorsof an output <= 10000 kw	37.635	221.921	2.279.956	5.803.725
8503001200	Parts of motors for generators ofan output <=1.5 kw & >75kw	3.119	29.847	68.044	259.369
8503001300	Parts of motors for generators ofan output >1.5 kw & <=75kw	4.005	41.707	12.610	177.843
8503009000	Parts of motors for generators ofan output >75 kw & <= 10000 kw	674.896	3.922.105	8.115.459	47.019.878
8504100000	Ballasts, for discharge lamps/tubes	278.584	1.242.784	1.238.074	6.247.691
8504211000	Step-voltage regulators;instrumenttransformer with a power handl cap<=5kva	13.010	119.360	307.160	655.175
8504219100	Liquid dielect transformer with handlingcap>5kva & <=10kva, side voltage>=66 kv	1.716	26.135	39.324	395.447
8504219900	Liquid dielect transformer with handlingcap>5kva & <=10kva, side voltage <66 kv	35.013	145.671	1.141.190	2.060.714
8504221100	Step-voltage regulator, side voltage>=66kv & handling cap>650kva &<=10000kva	0	79	0	8.111
8504221900	Step-voltage regulator of a high sidevoltage of <66,000 volts	19.085	75.075	264.676	666.740
8504229100	Liquid dielect transformer, side voltage>=66 kv, handl cap >650 kva & <=10000kva	4	23	5	5.742
8504229900	Liquid dielect transformer, side voltage< 66 kv, handl cap >650 kva & <=10000kva	4.763	85.931	455.251	1.033.144
8504231000	Liquid dielectric transformers, powerhandl cap > 10000kva & <= 15000kva	304	2.834	6.365	66.694
8504232100	Liquid dielectric transformers, powerhandl cap > 15000kva & <= 20000kva	950	1.049	34.287	34.626
8504232900	Liquid dielectric transformers, powerhandl cap > 20000kva	411.817	1.394.159	4.719.427	16.978.641
8504311000	Instrum. potential transformer, powerhandling capacity <= 1 kva	12.545	46.277	196.025	795.103
8504312000	Instrum. current transformer with powerhandling capacity <= 1 kva	43.538	428.552	531.392	5.490.185
8504313000	Flyback transformer, power handlingcapacity < 1 kva	43.352	229.696	221.647	1.471.727

I.3. IMPOR MENURUT KOMODITI / IMPORT BY HS COMMODITY

*** MEI / MAY 2009 ***

HS	Uraian Komoditi Commodity Description	Berat Bersih / Net Weight (Kg)		Nilai / Value C.I.F (US\$)	
		Bulan ini Current Month	Kumulatif Cum.Jan. to date	Bulan ini Current Month	Kumulatif Cum.Jan. to date
8504314000	Intermediate frequency transformer,power handling capacity <= 1 kva	15.948	43.738	233.070	882.841
8504315000	Step up/down transformer,slide regulatorhandling capacity <= 1 kva	173.512	534.005	563.241	3.423.371
8504319000	Oth transformer having power handlingcapacity <= 1kva	157.767	730.319	1.489.248	12.541.902
8504321100	Matching transformers, power handlingcapacity > 1 kva and <= 5 kva	5.152	23.633	60.622	314.780
8504321900	Oth instrument transformator, powerhandling capacity > 1 kva and <= 5 kva	658	42.737	9.607	364.849
8504322000	Instrment used with toys,scale modelsor similar recreational models	0	5.202	0	14.956
8504323000	Oth transformer, high frequency, powerhandling capacity > 1 kva and <= 5 kva	20	3.425	612	59.937
8504324100	Matching transformers, power handlingcapacity > 5 kva and <= 10 kva	0	1.052	0	11.673
8504324900	Oth instrument transformator, powercapacity > 5 kva and <= 10 kva	57	437	2.133	17.088
8504325100	Matching transformers, power handlingcapacity > 10 kva and <= 16 kva	715	2.180	9.239	33.277
8504325900	Oth instrument transformator, powercapacity > 10 kva and <= 16 kva	5.882	38.395	65.690	350.191
8504331100	Matching transform.side voltage >= 66kv& power cap. > 16 kva and <= 500 kva	5	3.102	1.675	87.026
8504331900	Oth instrum transform.side voltage>=66kv& power cap. > 16 kva and <= 500 kva	0	6.036	0	97.059
8504339100	Matching transform. side voltage < 66kv& power cap. > 16 kva and <= 500 kva	842	1.914	6.674	33.488
8504339900	Oth instrum transform. side voltage<66kv& power cap. > 16 kva and <= 500 kva	10.095	195.450	124.327	1.463.973
8504341100	Matching transform.side voltage >=66kv &power cap >10000 kva & <=15000 kva	0	1.787	0	53.007
8504341200	Oth instrum transform.side voltage>=66kvpower cap >10000 kva & <=15000 kva	43.200	67.678	280.000	548.828
8504341300	Matching transform.side voltage < 66kv &power cap >10000 kva & <=15000 kva	172	183	12.428	12.802
8504341400	Oth instrum transform. side voltage<66kvpower cap >10000 kva & <=15000 kva	0	68.018	0	1.142.570
8504342900	Oth instrument transform. with powerhandling capacity >15000 kva	118.357	401.249	507.416	3.560.543
8504401100	Uninterrupted power supplies (ups)	462.484	2.485.662	5.648.533	20.306.546
8504401900	Other static converter for automaticdata processing machines	75.638	495.586	8.846.127	35.124.188
8504402000	Battery chargers having a rating>100 kva	14.646	102.455	123.103	686.746
8504403000	Other rectifiers	29.508	207.926	1.283.520	6.118.854
8504404000	Inverters	22.948	132.858	455.825	2.799.515
8504409000	Other static converter	351.611	1.603.365	2.184.463	13.349.735
8504501000	Inductors for power supply for automaticdata process mach&unit thrf,telecom app	153.759	343.128	2.710.976	13.164.384
8504502000	Chip type fixed inductors	19.710	60.020	663.344	2.324.154
8504509100	Other inductors, with power handlingcapacity > 2500 kva and <= 10000 kva	9.744	39.840	303.527	2.440.679
8504509200	Other inductors having a power handlingcapacity > 10000 kva	1.695	17.486	32.300	569.838
8504901000	Parts of goods of subheading 8504.10	9.244	15.541	75.029	227.399
8504902000	Parts of printed circuit assmb good sub8504.40.11,8504.40.19,8504.50.11	7.627	11.012	353.982	441.350
8504903100	Radiator panel,flat tube radiator assemblr for distrib&power transformer <=10000kva	31.756	107.651	4.550.122	5.307.552
8504903900	Oth part of electrical transformers ofa capacity <= 10,000 kva	95.085	439.431	1.528.375	4.830.972
8504904100	Radiator panel,flat tube radiator assemblr for distrib&power transformer >10000 kva	0	4.540	0	98.983
8504904900	Oth part of electrical transformers ofa capacity > 10,000 kva	9.780	61.636	11.963	3.274.081
8504905000	Other, for inductors of capacity<= 2500 kva	0	4.349	0	161.660
8504906000	Other, for inductors of capacity> 2500 kva	293	521	19.172	30.882
8504909000	Parts of goods of heading 8504 oth thansubheading 8504.10.	131.930	760.456	777.063	7.957.045
8505110000	Permanent magnet of metal	77.642	320.994	905.241	2.921.351
8505190000	Permanent magnet not of metal	374.264	1.385.046	4.158.560	12.943.944
8505200000	Electro magnetic couplings, clutchesand brakes	32.234	114.157	244.481	1.127.472
8505901000	Electro magnetic/permanent magnetchucks,clamps&similar holdg devices	33.983	117.118	836.453	2.424.533
8505902000	Parts of goods of subheading 8505.20	6.775	8.650	141.632	233.924
8505909000	Oth non-permanent magnet	238.083	368.165	1.782.364	4.911.631
8506101000	Manganese dioxide having external volume<=300 cm of primary cell/batteries	49.357	125.368	391.617	1.033.789
8506109000	Manganese dioxide having external volume> 300 cm of primary cell/batteries	56.931	471.907	289.909	2.646.688
8506300000	Mercuric oxide of primary cell/batteries	410	2.033	3.221	87.429
8506400000	Silver oxide of primary cell/batteries	0	96	0	80
8506500000	Lithium of primary cell/batteries	31.094	140.923	355.874	1.947.515
8506600000	Air-zinc of primary cell/batteries	87	1.535	2.457	6.192
8506801000	Zinc carbon, having an external volume<=300 cm of primary cell/batteries	16.982	51.255	63.279	220.428
8506802000	Zinc carbon, having an external volume> 300 cm of primary cell/batteries	66	6.914	1.577	47.774
8506809000	Other primary cell/batteries	337.687	1.380.596	4.209.542	28.979.231
8506900000	Parts of primary cells/batteries	135.028	989.687	1.527.353	17.836.781
8507101000	Lead-acid, for starting piston engineof a kind used for aircraft	84	88.818	923	379.503
8507109000	Lead-acid, for starting piston engineof a kind used not for aircraft	379.444	1.595.571	1.305.044	4.676.348
8507201000	Oth lead-acid accumulator of a kindused for aircraft	190	193	24.619	29.388
8507209000	Oth lead-acid accumulator of a kindused not for aircraft	846.424	4.535.292	3.185.494	16.773.111
8507300000	Nickel-cadmium of electric accumulatorsincluding separator therefor	34.936	127.067	1.790.626	2.536.589
8507400000	Nickel-iron of electric accumulatorsincluding separator therefor	8	9	251	257
8507801100	Lithium ion accumulators of a kind usedfor laptop (incl. notebook, subnotebook)	276	11.085	16.581	245.549
8507801900	Other lithium ion accumulators	6.552	16.408	40.826	211.474
8507809000	Other accumulator	121.190	687.753	1.130.524	4.925.155
8507901100	Plate of goods of subheading 85.07.908507.10	43	69	4.247	5.620
8507901200	Plate of a kind used for aircraft	0	735	0	8.318
8507901900	Plates for other accumulators	5.376	18.061	18.948	130.800
8507909100	Other parts of a kind used for aircraft	0	581	0	23.073
8507909200	Battery separators in sheets, rolls/cutto size of materials oth than PVC	63.114	218.435	157.465	896.875
8507909300	Part of goods of subheading 8507.10.90	24.779	67.522	105.687	433.303
8507909900	Part of good of heading 8507.10 oth thansubheading 8504.10.90	15.620	136.130	461.338	2.165.985
8508110000	Vacuum cleaner with self-contained electa power < 1,500 w & a dust bag < 20 l	26.601	114.028	245.035	930.697
8508190000	Oth vacuum cleaners with self-containedelectric	24.905	116.859	82.739	637.957
8508600000	Other vacuum cleaners	10.501	88.389	92.316	698.831

I.3. IMPOR MENURUT KOMODITI / IMPORT BY HS COMMODITY
***** MEI / MAY 2009 *****

HS	Uraian Komoditi Commodity Description	Berat Bersih / Net Weight (Kg)		Nilai / Value C.I.F (US\$)	
		Bulan ini Current Month	Kumulatif Cum.Jan. to date	Bulan ini Current Month	Kumulatif Cum.Jan. to date
8508700010	Part of vacuum cleaner for domestic use	5.773	19.408	63.008	221.789
8508700090	Part of vacuum cleaner other than domestic use	125	734.288	497	2.476.428
8509400000	Food grinder&mixer,fruit/vegetable juiceextract with self-contained elect motor	202.035	917.375	918.292	4.268.290
8509801000	Floor polishers with self-containedelectric motor	8.919	43.422	37.952	153.365
8509809000	Oth electro-mechanic domestic applianceswith self-contained electric motor	4.183	119.860	21.489	1.521.461
8509901000	Part of goods of subheading 8509.80.10	965	2.915	4.237	11.331
8509902000	Part of goods of subheading 8509.40.10 or 8509.80.90	321.047	1.153.718	418.024	1.379.749
8510100000	Shavers, with self-contained electricmotor	2.367	31.791	90.005	283.685
8510200000	Hair clippers, with self-containedelectric motor	1.632	18.479	6.451	149.678
8510300000	Hair-removing appliances,with self-contained electric motor	562	717	930	3.036
8510900000	Parts of shavers, with self-containedelectric motor	4.083	63.603	125.768	1.634.673
8511101000	Sparking plugs suitable for aircraftengines	39	8.469	5.733	426.023
8511109000	Other sparking plugs	258.845	738.213	557.849	5.308.218
8511200000	Ignition magnetos, magneto-dynamos,magnetic flywheels	46.160	187.055	254.542	1.446.395
8511302000	Unassembled distributors/ignition coilexcluding those for aircraft engines	10.659	44.254	187.693	903.868
8511309000	Other distributors; ignition coils	142.635	686.516	1.819.435	9.290.059
8511401000	Starter motors & dual purpose starter-generators for aircraft engines	778	13.334	71.697	2.380.400
8511402000	Other unassembled starter motors	14.892	49.551	134.154	418.568
8511403000	Starter motors for vehicles of heading87.01 to 87.05	136.319	555.165	1.104.253	4.707.680
8511409000	Other starter motor	98.677	715.599	1.965.276	11.941.644
8511501000	Other generator suitable for aircraftengines	0	1.503	0	65.901
8511502000	Other unassembled alternators	336	2.582	4.631	40.596
8511503000	Oth alternators for vehicles of heading87.01 to 87.05	146.288	789.595	1.471.118	7.646.710
8511509000	Other generators	88.743	478.693	679.107	4.186.039
8511800000	Other equipment of electrical ignitionor internal combustion engines	17.549	79.717	267.276	1.087.670
8511900010	Parts of goods for aircraft engines	38	4.823	760	309.164
8511900091	Contact points	7.866	59.912	79.948	766.360
8511900099	Other parts of electrical ignition/internal combustion engines	271.479	1.355.362	5.114.300	19.704.100
8512100000	Lighting/visual signalling equipmentof a kind used on bicycles	22.068	78.942	22.673	267.159
8512201000	Lighting/visual signalling equipmentfor motor cars, assembled	329.323	2.421.221	4.833.360	19.495.877
8512202000	Unassembled lighting/visual signalingequipment	8.937	36.798	54.806	240.257
8512209000	Other lighting/visual signallingequipment	28.963	193.853	337.647	2.834.852
8512301000	Horns and serenes, assembled	65.385	193.181	399.112	951.241
8512302000	Unassembled sound signalling equipment	267	3.578	3.569	18.107
8512309000	Other sound signalling equipment :	15.473	77.882	149.303	774.930
8512400000	Windscreen wiper, defroster & demisters	61.229	232.899	349.831	1.653.756
8512901000	Parts of goods of subheading 8512.10	365	51.304	8.106	615.832
8512902000	Parts of goods of subheading 8512.20 or 8512.30	159.933	622.073	1.397.346	7.912.790
8513101000	Miners helmet lamps	113	6.289	913	205.219
8513102000	Quarrymens lamps	35	36.757	1.065	71.544
8513109000	Other portable electric lamps	267.877	883.726	1.039.744	3.146.628
8513903000	Parts of reflectors for flashlights;plastic switch	11.359	82.614	14.463	80.950
8513909000	Oth part of portable elect lamp designedto fuct by their own source of energy	151.424	568.626	431.523	1.472.245
8514100000	Resistance heated furnaces and ovens	281	241.026	86.992	4.493.745
8514202000	Oth furnace/oven function by inductionmanufact. of PCB/printed wiring board	35	35	1.158	1.158
8514209000	Oth furnaces/oven function by inductionor dielectric loss	16.557	199.475	218.947	1.156.908
8514302000	Oth elect furnace/oven for the manufactof PCB/printed wiring board	10	841	34	39.168
8514309000	Other furnaces and ovens	35.426	362.218	870.654	3.764.002
8514400000	Oth equipment for the heat treatment ofmaterials by induction/dielectric loss	6.777	55.418	71.305	1.289.005
8514902000	Part of industrial/laboratory electricfunaces/oven for manufact.of PCB/PWB	6.795	13.221	77.831	283.355
8514909000	Other parts of furnaces and ovens	101.792	1.364.872	685.125	3.898.126
8515110000	Soldering irons and guns	38.087	144.883	123.145	871.364
8515191000	Mach and app for soldering componenton PCB/printed wiring boards	2.552	39.842	75.362	337.639
8515199000	Other brazing/soldering machines andapparatus	6.993	44.114	122.331	1.210.250
8515210000	Mach and app for resistance welding ofmetal fully/partly automatic	8.961	45.479	84.529	487.371
8515290000	Mach and app for resistance welding ofmetal non-automatic	78.091	400.416	401.666	1.643.666
8515310000	Mach and app for arc welding of metalfully/partly automatic	42.507	254.594	875.522	4.857.503
8515391000	AC arc welders, transformer type non-automatic	46.963	218.235	196.086	890.793
8515399000	Mach and app for arc welding of metalnon-automatic	133.227	534.194	735.545	3.278.324
8515801000	Electric mach & app for hot spraying ofmetals/sintered metal	383	714	21.532	26.910
8515809000	Electric mach & app not for hot sprayingof metals/sintered metal	39.272	176.028	337.841	1.954.814
8515901000	Parts of AC arc welder, transformer type	3.426	24.809	93.285	334.173
8515902000	Parts of mach & app for solderingcomponent on PCB/printed wiring boards	387	15.860	2.972	204.140
8515909000	Other parts in heading 8515	128.581	503.336	793.362	4.940.607
8516101000	Electric instantaneous/storage waterheaters	134.192	539.738	657.614	2.850.018
8516103000	Electric immersion water heaters	3.072	10.105	5.349	68.695
8516210000	Storage heating radiators	13.172	16.230	45.215	50.958
8516290000	Oth electric space heating app/electricsoil heating apparatus	6.218	24.057	183.206	431.227
8516310000	Hair dryers	9.124	42.222	52.514	268.404
8516320000	Other hair-dressing apparatus	26.036	126.205	117.774	375.171
8516330000	Hand-drying apparatus	3.585	15.259	34.102	69.025
8516401000	Electric smoothing irons of kind designto use steam from the indust boilers	22	30.790	149	61.280
8516409000	Other electric smoothing irons	66.813	171.851	267.373	665.075
8516500000	Microwave ovens	42.943	159.029	207.878	805.267

I.3. IMPOR MENURUT KOMODITI / IMPORT BY HS COMMODITY
***** MEI / MAY 2009 *****

HS	Uraian Komoditi Commodity Description	Berat Bersih / Net Weight (Kg)		Nilai / Value C.I.F (US\$)	
		Bulan ini Current Month	Kumulatif Cum.Jan. to date	Bulan ini Current Month	Kumulatif Cum.Jan. to date
8516601000	Rice cookers	1.412.413	4.386.887	4.635.377	14.903.086
8516609000	Cooking plates,boiling rings,grillers &roasters	121.073	296.722	474.303	1.202.649
8516710000	Coffee/tea makers	4.588	30.326	24.237	228.110
8516720000	Toasters	33.431	86.949	133.425	347.669
8516791000	Kettles	8.348	41.265	32.553	155.668
8516799000	Other electro-thermic appliances	69.295	369.694	311.048	1.729.554
8516801000	Elect heating resistor for type-founding/type-setting mach; for indust. furnaces	3.041	96.717	205.581	1.203.160
8516802000	Sealed hotplates for domestic appliances	2	18.666	7.056	167.182
8516803000	Other electric heating resistors fordomeestic appliances	7.469	31.527	25.140	119.999
8516809000	Other electric heating resistors not fordomeestic appliances	25.008	89.413	250.429	1.416.519
8516902000	Parts of goods of sub 8516.33,816.50,8516.60, 8516.71/8516.79.10	257.757	1.239.887	594.092	2.799.983
8516903000	Parts of goods of sub 8516.10	57.984	196.024	144.424	696.400
8516909000	Other parts of goods of sub 8516	1.146.570	4.393.742	5.286.674	21.443.267
8517110000	Line telephone sets with cordlesshandsets	1.022	11.397	29.307	340.542
8517120000	Telephones for cellular networks/forother wireless networks	677.984	2.789.616	137.109.166	529.956.993
8517180000	Other telephone sets	48.416	274.407	1.055.133	5.249.186
8517610010	Set top boxes which have a communicationfunctions of base station	408	7.614	10.662	834.842
8517610090	Other base stations	410.314	660.562	35.174.925	76.475.466
8517621000	Radio transmitters/receivers for simult.interpretaion at multiligual conference	561	2.424	212.994	819.971
8517622100	Control & adaptor units, incl. gateways,bridges and routers	110.442	172.044	11.605.674	18.867.549
8517622900	Oth unit of automatic data process machother than those of heading 84.71	3.310	6.302	46.158	577.324
8517623000	Telephonic/telegraphic switching app	1.666	22.866	162.358	1.404.181
8517624100	Modems including cable modems and modemcards	34.118	196.696	943.126	8.518.953
8517624200	Concentrators/multiplexers	9.380	292.150	797.960	6.616.620
8517624910	Set top boxes which have a communi-funcof app for carrier-current line system	0	31	0	11.291
8517624990	Oth app for carrier-current line systemor for digital line systems	72	5.415	3.582	93.548
8517625100	Wireless lans	674	14.058	10.721	414.171
8517625200	Transmission/reception app for simultaneinterpretaion at multiligual conference	0	806	0	261.663
8517625300	Other transmission apparatus for radio-telephony/radio-telegraphy	86.422	494.278	16.924.565	116.650.736
8517625900	Transmission/reception app.for simultaneinterpretaion at multiligual conference	5.726	32.698	792.118	1.797.203
8517626100	Transmission apparatus for radio-telephony/radio-telegraphy	0	1.149	0	96.764
8517626910	Data compression tools	0	5	0	1.204
8517629000	Oth mach for the reception, conversion &transmis/regenerate of voice,images,data	211.436	977.966	4.962.144	46.746.052
8517691000	Portable receiver for call, alert/page &paging alert devices, including pagers	10	19	413	762
8517692000	Oth app. for transmission/recept voicesfor radio-telephony/radio-telegraphy	0	2.459	0	145.381
8517699000	Oth app. for transmission/recept voices	30.289	106.429	2.250.843	10.313.582
8517701000	Parts of control and adaptor units incl.gateways, bridges, routers	8.269	20.718	699.145	1.944.118
8517702100	Parts of cellular telephones	2.400	29.750	55.470	298.887
8517702900	Oth parts of transmission app, oth thanradio-broadcasting/television trans app	115.424	307.204	5.425.848	13.614.493
8517703100	Other printed circuit boards, assembledfor line telephony/line telegraphy	885	11.766	40.861	910.349
8517703200	Other printed circuit boards, assembledfor radio-telephony/radio-telegraphy	1.365	3.111	352.043	507.899
8517703900	Other printed circuit boards, assembledfor other	26.125	621.424	1.335.097	19.792.716
8517704000	Antennae of a kind used with apparatusfor radio-telephony/radio-telegraphy	104.576	497.925	4.313.682	16.027.402
8517709100	Oth parts for line telephonyor line telegraphy	27.706	78.735	2.688.581	6.181.457
8517709200	Other parts for radio-telephonyor radio-telegraphy	63	21.199	32.198	4.838.425
8517709900	Other parts in subheading 85.17.70	268.841	2.973.063	50.818.963	177.741.070
8518101100	Microphones having a frequency rangeof 300 hz to 3.4 khz	22.339	58.656	180.478	312.856
8518101900	Oth microphones,whether/not withtheir stands	31.387	87.599	81.967	512.118
8518109000	Other microphones	13.564	167.874	383.229	2.203.337
8518210000	Single loudspeakers, mounted in theirenclosures	456.793	2.368.169	1.684.553	7.714.325
8518220000	Multiple loudspeaker,mounted inthe same enclosures	80.198	420.185	354.352	2.009.440
8518291000	Box assembly speakers	11.967	28.937	71.019	239.009
8518292000	Loudspeakers,without housing, havinga freq 300 hz to 3.4 khz	28.019	65.162	100.453	181.689
8518299000	Other loudspeakers	620.412	1.782.144	3.303.791	12.258.570
8518301000	Headphones	67.640	181.644	269.869	805.971
8518302000	Earphones	62.103	238.447	298.428	1.191.610
8518303100	Handsets for telephonic apparatus	3.952	5.256	16.707	69.614
8518303900	Other headphones and earphones,combined microphone/speaker sets	793	17.285	3.264	203.494
8518304000	Line telephone handsets	0	81	0	887
8518309000	Sets consisting of a microphone and oneor more loudspeakers	25.325	75.037	150.803	1.181.721
8518401000	Audio-frequency electric amplifiers,having 6/more inputs signal lines	123	7.442	6.604	138.099
8518402000	Audio-frequency electric amplifier usedas repeaters in line telephony	0	385	0	190.603
8518403000	Audio-frequency electric amplifier usedas repeater in telephony not line tlpny	52	628	3.095	67.543
8518409000	Other amplifier listrik audio-frekuensi	11.216	176.160	137.099	820.727
8518500000	Other electric sound amplifier sets	45.544	351.991	208.573	1.323.185
8518901000	Parts of subhead 8518.10.11,8518.29.208518.30.40, 8518.40.20,inc print circuit	284.347	1.253.863	1.701.459	7.444.115
8518902000	Parts of goods of subheadings 8518.40.10	1.332	2.997	35.202	88.024
8518909000	Parts of goods of subheadings 8518.50.108518.50.20	523.240	2.277.367	3.886.234	12.568.735
8519200000	App operated by coins, banknotes, bankcard, token/by other mean of payment	0	426	0	6.819
8519300000	Turntables (record-decks)	0	419	0	4.415
8519500000	Telephone answering machines	359	359	1.021	1.021
8519811000	Pocket size cassette recorders, thedimensions of which < 170 x 100 x 45 mm3	22	27	355	362
8519812000	Cassette recorders,with amplifiers/loud-speakers, operate with ext. source-power	1	9.503	391	148.779
8519813000	Compact disc players	2.980	21.358	13.784	93.407

I.3. IMPOR MENURUT KOMODITI / IMPORT BY HS COMMODITY
***** MEI / MAY 2009 *****

HS	Uraian Komoditi Commodity Description	Berat Bersih / Net Weight (Kg)		Nilai / Value C.I.F (US\$)	
		Bulan ini Current Month	Kumulatif Cum.Jan. to date	Bulan ini Current Month	Kumulatif Cum.Jan. to date
8519816000	Magnetic tape recorder incorp soundreproducing app, digital audio type	12.636	49.908	137.265	537.037
8519817000	Other sound reproducing app, cassette type	0	30.309	0	72.609
8519819000	Other apparatus using magnetic, optical or semi-conductor	16.667	63.043	511.133	1.201.623
8519891100	Cinematographic sound reproducers for film of a width of less than 16 mm	0	4	0	90
8519891200	Cinematographic sound reproducers for film of a width of 16 mm/more	0	5	0	123
8519892000	Record-players with/without loudspeakers	0	230	0	76.665
8519899000	Other apparatus not using magnetic,optical/semiconductor	6.870	119.304	84.865	798.940
8521100000	Magnetic tape-type of video recording/reproducing apparatus with video tuner	364	521	15.282	52.190
8521901100	Laser disc player for used in cinematography, television/broadcasting	47	619	1.630	6.061
8521901900	Other laser disc players	5.831	50.146	23.052	308.226
8521909100	Oth video recording for used in cinematography, television/broadcasting	25.711	122.982	152.543	555.046
8521909900	Oth video recording/reproducing app, whether/not incorp. a video tuner.	133.472	875.002	1.521.244	21.078.380
8522100010	Pick-up cartridges for special used in cinematography, television/broadcasting	6.986	32.945	302.920	671.970
8522100090	Other pick-up cartridges	649	39.925	4.884	359.369
8522901000	PCB assemblies for TV, broadcasting cinematograph sound recorder/reproducer	1.391	161.571	49.838	1.251.217
8522902000	Printed circuit boards assemblies for telephone answering machines	2.490	3.728	182.133	272.138
8522904000	Audio/video tape decks and compact disc mechanisms	10.726	46.367	113.909	615.741
8522905000	Audio/video reproduction heads, magnetic type, magnetic erasing heads and rods	6.852	11.177	86.007	153.998
8522909100	Oth parts, accessories of cinematograph sound recorders/reproducers	2.472	67.866	103.809	5.280.731
8522909200	Other parts of telephone answering machines	0	1.011	0	81.793
8522909300	Other parts and accessories for goods of subheading 8519.81/heading 85.21	67.894	317.078	2.458.761	15.327.143
8522909900	Other parts and accessories for goods of subheading 85.19 other than 85.19.81	167.984	1.218.019	4.324.098	55.038.919
8523211000	Cards incorporating a magnetic stripe unrecorded	829	11.659	70.761	614.614
8523212000	Cards incorporating a magnetic stripe recorded	1.642	2.282	20.672	34.116
8523291100	Magnetic tapes, of a width < 4mm for computer tapes, unrecorded	5	7.272	168	196.528
8523291200	Magnetic tapes, of a width < 4mm for video tapes, recorded	63	499	1.877	4.016
8523291910	Other magnetic tapes, of a width < 4mm unrecorded	9.490	42.660	28.882	152.027
8523291990	Other magnetic tapes, of a width < 4mm recorded	0	126	0	2.783
8523292100	Magnetic tapes, of a width >= 4mm, and < 6.5 mm for computer tapes, unrecorded	13.183	28.624	64.075	104.177
8523292200	Magnetic tapes, of a width >= 4mm, and < 6.5 mm for computer tapes, recorded	8.116	19.772	24.360	53.580
8523292910	Other magnetic tapes, of a width >= 4mm, and < 6.5 mm, unrecorded	37.318	47.739	135.955	254.113
8523292990	Other magnetic tapes, of a width >= 4mm, and < 6.5 mm, recorded	3	25	1.750	16.750
8523293100	Magnetic tapes, of a width >= 6.5 mm for computer tape, in pancake/jumbo, unrecorded	146	5.374	18.706	200.276
8523293200	Magnetic tapes, of a width >= 6.5 mm for other computer tapes, unrecorded	71	216	6.136	22.017
8523293300	Magnetic tapes, of a width >= 6.5 mm for other, in pancake/in jumbo form, unrecorded	467	475	1.317	18.219
8523293910	Oth magnetic tapes, of a width >= 6.5 mm, unrecorded	75.896	359.690	289.998	1.399.517
8523293990	Oth magnetic tapes, of a width >= 6.5 mm, recorded	0	999	0	4.563
8523294100	Magnetic discs for reproducing phenomena other than sound/image	0	563	0	228.286
8523294200	Magnetic discs for reproducing represent of instruction, data, sound, image	1.741	8.560	87.977	960.302
8523294300	Other magnetic discs, unrecorded	7.226	181.444	69.937	891.497
8523294400	Other magnetic discs, recorded	0	1.133	0	39.085
8523299100	Magnetic media for computer use, unrecorded	60.160	229.529	142.755	494.635
8523299300	Magnetic media for reproducing represent of instruction, data, sound, image	20.681	39.167	559.121	932.496
8523299900	Other magnetic discs	7.261	87.755	51.683	1.000.728
8523401100	Discs for laser reading systems for computer use, unrecorded	270	7.988	6.228	357.713
8523401200	Discs for laser reading systems for reproducing phenomena not sound/image	140	28.149	15.031	261.434
8523401300	Discs for laser reading systems for reproducing sound only	0	25	0	11.290
8523401400	Discs for laser reading system for represent of instruction, data, sound, image	774	21.765	1.119.054	7.005.099
8523401900	Other discs for laser reading systems	2.134	8.653	28.515	248.325
8523409100	Optical media for computer use, unrecorded	1	16.176	385	78.072
8523409200	Optical media for reproducing phenomena not sound/image	0	27	0	153
8523409300	Optical media for laser reading systems of a kind for reproducing sound only	1	1	12.662	12.662
8523409400	Optical media for reproducing, represent of instruction, data, sound, image	3.587	9.835	4.983.300	9.843.049
8523409910	Other optical media, unrecorded	572	1.926	15.013	240.296
8523409990	Other optical media, recorded	2.263	9.397	512.224	1.883.641
8523511000	Solid-state non-volatile storage devices suitable for computer use, unrecorded	38	56	160	1.140
8523513000	Solid-state non-volatile storage devices represent. of instruct, data, sound, images	8	615	1.134	443.770
8523519010	Solid-state non-volatile storage devices unrecorded	219	21.070	1.919	41.213
8523519090	Solid-state non-volatile storage devices recorded	4	59	9.410	12.349
8523520000	Smart cards	61.053	344.769	4.063.694	37.116.397
8523591000	Proximity cards and tags	250	4.899	10.714	75.441
8523592000	Other semiconductor media, suitable for computer use, unrecorded	12	3.011	20.871	194.094
8523593000	Other semiconductor media, suitable for reproducing, phenomena not sound/image	0	565	0	8.532
8523594000	Oth semiconductor media, suitable for represent of instruct, data, sound, image	202	5.004	35.423	202.300
8523599010	Other semiconductor media, unrecorded	0	143	0	530
8523599090	Other semiconductor media, recorded	0	6.725	0	136.794
8523801000	Oth disc, tapes, solid-state non-volatile storage for computer use, unrecorded	173	4.031	54.417	1.472.609
8523802000	Oth disc, tapes, solid-state non-volatile storage for repro, pheno not sound/image	0	1	0	400
8523803000	Oth disc, tape, solid-state non-volatile storage for represent of instruct, data, sound	72.076	370.389	239.610	1.403.878
8523804000	Gramophone records	0	45	0	104
8523809010	Oth discs, tapes, solid-state non-volatile storage unrecorded	32	457	1.025	53.543
8523809090	Oth discs, tapes, solid-state non-volatile storage recorded	9.747	26.722	12.183	404.426
8525500010	Transmission apparatus for radio-broadcasting	26	958	10.000	159.479
8525500020	Transmission apparatus for television	3	27.216	1.404	1.938.327

I.3. IMPOR MENURUT KOMODITI / IMPORT BY HS COMMODITY
***** MEI / MAY 2009 *****

HS	Uraian Komoditi Commodity Description	Berat Bersih / Net Weight (Kg)		Nilai / Value C.I.F (US\$)	
		Bulan ini	Kumulatif	Bulan ini	Kumulatif
		Current Month	Cum.Jan. to date	Current Month	Cum.Jan. to date
8525500090	Other transmission apparatus for other	2.319	9.418	19.550	1.640.308
8525600000	Transmission apparatus incorporating reception apparatus	9	3.936	24.156	562.029
8525801000	Web cameras	6.003	51.114	53.782	464.377
8525802011	Digital still image video cameras	16.910	36.226	269.779	604.486
8525802019	Other digital camera	52.485	334.846	741.447	23.450.312
8525802020	Video camera recorders	19.487	89.249	597.921	2.134.868
8525809000	Television camera	15.629	81.556	218.858	7.780.718
8526101000	Radar app, ground base,/of a kind for incorp in civil aircraft/seagoing vessel	9.629	88.638	730.899	4.502.847
8526109000	Other radar apparatus	40.004	99.809	1.421.184	2.310.158
8526911000	Radio navigational aid app, for incorp in civil aircraft/seagoing vessel	8	13.715	2.600	341.464
8526919000	Other radio navigational aid apparatus	231.918	962.274	1.025.207	6.417.032
8526920000	Radio remote control apparatus	41.166	198.318	1.439.385	3.775.910
8527120000	Pocket-size radio cassette-players	4.811	16.667	48.575	68.101
8527131000	Oth app combined with sound, recording or reproducing apparatus, portable	4.115	107.184	60.945	320.871
8527139000	Oth app combined with sound, recording or reproducing apparatus, not portable	2.507	13.063	12.845	7.156.157
8527191100	Reception app capable of plan, manage, monitor electromagnet spectrum portable	460	460	8.280	8.280
8527191900	Reception app capable of plan, manage, monitor electromagnet spect not portable	1.413	25.646	50.634	145.376
8527199900	Oth radio-broadcast receiver can operate without ext source of power, not portable	67	2.661	4.765	144.141
8527210000	Radio-broadcast receiver, use ext source power combined with sound record app	6.178	81.298	272.343	2.531.292
8527290000	Radio-broadcast receivers, not capable of operate without extern source of power	13.257	86.721	781.661	3.870.599
8527911000	Oth recept app for radio-broadcast, combi-ned with sound record app. portable	0	2.334	0	31.978
8527919000	Oth recept app for radio-broadcast, combi-ned with sound record app. not portable	26.012	125.489	329.547	1.232.959
8527921000	Oth recept app for radio-broadcast, not combined with sound record app. portable	467	3.652	8.846	46.532
8527929000	Oth recept app for radio-broadcast, not combi with sound record app not portable	9.779	44.166	85.244	400.542
8527991000	Other reception app for radio-broadcast, portable	0	12.168	0	32.497
8527999000	Other reception app for radio-broadcast, not portable	5.667	8.895	12.701	30.747
8528411000	Colors cathode-ray tube monitor for used in auto data proc. system, hd 84.71	836.502	4.131.965	814.372	3.916.692
8528412000	B/w of cathode-ray tube monitor for used in auto data proc. system, hd 84.71	1.168	18.329	8.119	49.660
8528491000	Oth color cathode-ray tube monitor used in auto data process system head. 84.71	4.253	18.868	365.964	1.373.250
8528492000	Oth b/w/monoch color cathode-ray tube monitor in auto data proc system, hd 84.71	4.066	4.121	128.680	130.889
8528511000	Projection type flat panel display unit for auto data process system hd 84.71	52.141	289.000	1.420.808	3.575.244
8528512000	Oth color monitor use in an auto data process system head. 84.71	157.001	1.666.827	1.943.216	11.158.995
8528513000	Other b/w/monochrome monitor used in automatic data process system hd 84.71	23	772	4.554	58.619
8528591000	Oth colors monitors use in an auto data	8.255	41.688	79.547	394.220
8528592000	Other b/w/monochrome monitors	156	884	3.370	31.750
8528611000	Flat panel display types used in auto-data processing system head. 84.71	1.988	1.997	16.967	17.078
8528619000	Oth projector for used in an automatic data process system head. 84.71	2.076	9.388	31.415	405.189
8528690000	Other projectors	2.647	22.723	68.535	613.134
8528711000	Recept app for TV, not design to incorp video display, with communication funct	1.093	10.946	18.516	247.254
8528719000	Other recept. app for TV, not design to incorporation a video display	24.096	69.031	430.400	1.446.025
8528721000	Other color receivers, battery operated	25	36	2.357	3.783
8528729000	Other color receivers, not battery operated	286.308	1.231.722	5.618.072	25.239.126
8528731000	Other b/w receivers, mains operated/battery operated	0	102	0	1.411
8528739000	Other b/w receiver, not battery operated	12	30.295	1.196	65.342
8529102000	Parabolic aerial reflector dishes for direct broadcast, multi-media system & part	152.618	992.215	711.721	4.609.054
8529103000	Telescopic, rabbit & dipole antennae for television/radio receivers	66.062	165.778	453.386	757.277
8529104000	Aerial filters and separators	220	31.442	6.044	322.985
8529106000	Feed horn (wave guide)	15.746	135.833	63.342	1.033.100
8529109200	Other aerial/reflector with transmission apparatus for radio-broadcasting/tv	42.358	282.966	292.760	1.649.781
8529109900	Aerials & reflectors of all kinds not for radio-telephony/radio-telegraphy	89.627	447.091	741.235	3.795.138
8529902000	Parts of decoders suitable for use with the app of headings 85.25 to 85.28.	88.474	364.568	1.223.187	4.903.857
8529904000	Parts of digital cameras/video camera recorders with app of hd 85.25 to 85.28	91.809	1.496.048	11.674.793	209.834.925
8529905100	Other PCB, assembled for goods of subheading 8525.50/8525.60	32	23.010	2.537	190.151
8529905200	Other PCB, assembled for goods of subhd 8527.(13;19;21,29, 91 atau.99)	80.934	450.527	491.977	2.022.002
8529905300	Other PCB, assembled for flat panel display of heading 85.28	13.937	61.393	316.202	1.641.512
8529905400	Other PCB, assembled for TV receivers of heading 85.28	85.747	325.506	485.990	1.468.545
8529905500	Other PCB, assembled for goods of heading 85.28	9.536	15.933	24.966	33.838
8529905900	Other PCB	346.361	1.213.794	2.905.472	14.429.579
8529909100	Parts of TV receivers suitable for with the apparatus of hd 85.25 to 85.28	1.716.975	8.174.536	6.323.181	65.048.267
8529909400	Parts of flat panel display for use with the apparatus of hd 85.25 to 85.28	91.293	176.191	243.936	1.018.837
8529909900	Other parts suitable for use with the apparatus of hd 85.25 to 85.28	405.166	1.400.529	3.124.147	20.866.536
8530100000	Elect. signall, safety/traffic control equip for railways/tramways	6.859	33.679	648.431	1.208.686
8530800000	Elect. signall, safety/traffic control equip for road, inland waterway, park fasc	8.897	102.358	219.880	1.127.976
8530900000	Part of electrical signall, safety/traffic control equipment	1.006	24.460	53.940	309.141
8531101000	Burglar alarms	12.438	48.654	107.469	388.600
8531102000	Fire alarms	102.189	161.615	605.696	1.801.981
8531103000	Smoke alarms	2.684	35.476	18.824	266.674
8531109000	Other alarms and similar apparatus	96.683	193.192	718.138	3.497.635
8531200000	Indicator panel incorp liquid crystal devices (lcd)/light emitting diode (led)	36.525	265.859	2.448.690	17.926.562
8531801100	Door bells, buzzers and dings	6.473	21.582	40.947	149.286
8531801900	Other electric bells	625	8.884	18.107	259.266
8531802000	Flat panel displays (including electroluminescence, plasma and other technolog	71	23.375	11.890	75.084
8531809010	Telegraphic apparatus for ships engine rooms	191	4.011	3.286	127.047
8531809090	Other electric sound/visual signalling apparatus	7.326	43.185	58.966	632.879

I.3. IMPOR MENURUT KOMODITI / IMPORT BY HS COMMODITY

*** MEI / MAY 2009 ***

HS	Uraian Komoditi Commodity Description	Berat Bersih / Net Weight (Kg)		Nilai / Value C.I.F (US\$)	
		Bulan ini Current Month	Kumulatif Cum.Jan. to date	Bulan ini Current Month	Kumulatif Cum.Jan. to date
8531901000	Parts incl, printed circuit assemblies of subheading 8531.20/8531.80.20	716	11.881	272.917	1.223.764
8531902000	Parts of door bells/other door sound signaling apparatus	696	820	1.793	3.511
8531909000	Other parts of electric sound/visual signaling apparatus	1.757	73.578	111.690	3.504.442
8532100000	Fixed capacitor design for use in 50/60hz circuit, reactive power >0.5 kvar	104.523	432.000	2.847.844	15.595.386
8532210000	Tantalum fixed capacitors	6.459	15.813	749.411	2.173.975
8532220000	Aluminium electrolytic fixed capacitors	125.354	533.429	3.215.375	14.132.732
8532230000	Ceramic dielectric, single layer of fixed capacitor	36.434	78.082	1.297.338	3.362.920
8532240000	Ceramic dielectric, multilayer	35.850	127.568	3.190.491	9.146.434
8532250000	Dielectric of paper/plastics of fixed capacitor	35.905	138.008	442.505	1.612.680
8532290000	Other fixed capacitors	135.225	515.830	2.439.325	8.107.445
8532300000	Variable/adjustable (pre-set) capacitors	23.411	233.453	238.673	4.210.967
8532900000	Parts of other fixed capacitors	345.698	912.735	8.716.378	35.251.438
8533101000	Fixed carbon resistors, composition/film types surface mounted	25.060	92.411	2.689.353	5.478.880
8533109000	Fixed carbon resistors, composition/film types not surface mounted	51.839	184.380	2.698.937	10.003.881
8533210000	Other fixed resistors for a power handling capacity <= 20w	24.075	108.257	1.380.679	5.245.192
8533290000	Other fixed resistors for a power handling capacity > 20w	32.562	164.285	1.387.250	6.777.588
8533310000	Wirewound variable resistors, rheostats, for a power handling capacity <= 20w	5.009	8.527	49.429	81.853
8533390000	Wirewound variable resistors, rheostats, for a power handling capacity > 20w	7.884	37.252	128.701	1.060.564
8533400000	Other variable resistors, including rheostats and potentiometers	38.943	107.473	1.680.502	3.077.716
8533900000	Parts of electrical resistors	33.577	189.052	1.099.744	4.325.241
8534001000	Printed circuits, single-sided	60.896	299.538	1.619.607	6.248.296
8534002000	Printed circuits, double-sided	100.134	149.029	2.928.018	4.617.499
8534003000	Printed circuits, multi-layer	73.385	197.020	2.947.981	7.028.145
8534009000	Other printed circuits	401.876	1.511.011	16.831.219	53.988.658
8535100000	Fuses for voltage >1000volts	2.795	45.032	63.477	429.766
8535211000	Automatic circuit breakers for a volt < 72.5 kv, moulded case type	5.936	19.809	69.821	386.402
8535219000	Automatic circuit breakers for a volt < 72.5 kv, other than moulded case type	54.614	273.565	1.359.443	6.543.493
8535290000	Automatic circuit breakers for a volt >= 72.5 kv, moulded case type	2.816	57.238	61.031	2.621.226
8535301000	Isolating switches, make-&-break switch suitable for a volt > 1 kv & < 40 kv	1.476	36.442	32.836	261.913
8535302000	Isolating switches, make-&-break switch for voltage >= 66 kv	946	68.090	11.157	563.033
8535309000	Isolating switches, make-&-break switch for voltage >= 40 kv and < 66 kv	42.983	343.397	1.711.334	9.083.561
8535400000	Lightning arresters, voltage limiters and surge suppressors	15.289	168.898	86.302	3.367.571
8535901000	Bushing and tap changer assemblies for electricity distribution/power transformers	58.153	194.471	1.185.681	4.499.911
8535909000	Other electrical apparatus for switch/protection electrical circuits, for making electrical circuits	463.183	2.024.269	3.063.673	17.388.089
8536101000	Thermal fuses; glass type fuses for voltage <= 1000volts	47.865	129.261	1.126.212	2.356.935
8536109000	Other fuses for voltage <= 1000 volts	49.798	407.437	581.504	3.532.701
8536201000	Automatic circuit breakers moulded case type for voltage <= 1000volts	4.402	47.278	108.903	1.044.803
8536202000	Auto-circuit breaker for incorporation into electrical-thermic for voltage <= 1000volts	3	1.931	10.031	26.319
8536209000	Other automatic circuit breakers for voltage <= 1000volts	16.058	168.152	377.458	3.099.644
8536300000	Other apparatus for protecting electrical circuits	62.458	461.653	1.092.821	6.680.731
8536410000	Relay for a voltage <= 60 volts/circuits	64.171	230.851	1.268.335	5.369.893
8536490000	Relay for a voltage > 60 volts and <= 1000 volts	99.334	412.628	2.114.866	9.063.385
8536502000	Over current, residual current automatic switches for voltage <= 1000 volts	8.367	44.430	141.865	823.801
8536503100	High inrush switch, commutator for stoves/ranges, microphone switch, domestic use	3.214	32.337	60.475	176.404
8536503900	High inrush switch, commutator for stoves/ranges, microphone switch, not domestic use	68.005	268.802	608.201	2.951.889
8536504000	Miniature switches for rice cooker/oven/toasters	0	403	0	1.760
8536505000	Electronic AC switch consist of optical couple input/output circuits, electrical switch	7.798	37.065	402.283	1.144.172
8536506100	Make, break switches for domestic use with rated current carry capacity < 16 amps	4.273	5.917	35.476	54.432
8536506900	Make, break switch not for domestic use with rated current carry capacity < 16 amps	7.237	33.706	117.914	407.569
8536509100	Starters for electric motor, fuses, switch, fuse, suitable for use in electric fans	18.624	267.584	353.763	3.192.666
8536509910	Smoke switches	2.300	7.054	56.724	181.512
8536509990	Other electronic AC switches for voltage < 1000 v & current <= 11 amps	247.321	1.726.728	3.604.998	15.617.318
8536611000	Lamp-holders of a kind for compact lamps or halogen lamps	21.092	39.467	80.250	151.475
8536619000	Lamp-holders other than compact lamps/halogen lamps	93.996	459.840	193.293	1.074.762
8536691100	Telephone plugs for domestic use, rated current carrying capacity < 16 amps	4.326	139.528	86.555	1.160.609
8536691900	Telephone plugs not for domestic use, rated current carrying capacity < 16 amps	21.251	135.043	155.225	1.000.275
8536692100	AV sockets, cathode ray tube sockets for TV, radio receiver, capacity < 16amp, domestic use	6	3.859	20	3.841
8536692900	AV sockets, cathode ray tube sockets for TV, radio receiver, capacity < 16amp, not domestic use	22.438	71.086	122.878	482.346
8536693100	Sockets, plug for co-axial cable, printed circuits, domestic use, radio equipment, < 16amps	936	7.225	15.835	127.666
8536693900	Sockets, plug for co-axial cable, printed circuits, not domestic use, radio equipment, < 16amp	15.074	207.767	170.946	14.749.173
8536699100	Other plug and sockets, domestic use, radio equipment, capacity < 16 amps	26.540	38.351	389.241	690.473
8536699900	Other plug & sockets, not domestic use, radio equipment, capacity < 16 amps	48.041	163.034	572.040	2.444.442
8536700000	Connectors for optical fibres, optical fibre bundles/cables	37.206	106.497	547.315	1.669.887
8536901100	Connection, contact elements for wires and cables; wafer probes	23.749	334.851	285.908	3.702.957
8536901900	Other connection, contact elements for wires and cables; wafer probes	113.033	329.457	15.939.732	29.595.034
8536902100	Junction boxes for domestic use, capacity < 16 amps, for use electric fan/radio	35.351	109.563	620.100	1.975.687
8536902900	Junction boxes not for domestic use, capacity < 16 amps, for use electric fan/radio	205.441	724.474	3.205.605	12.639.319
8536903100	Cable connectors consist of a jack plug, domestic use, < 16amp, for electric fan/radio	18.370	100.885	381.214	2.268.312
8536903900	Cable connectors consist of a jack plug, not domestic, < 16amp, for electric fan/radio	292.446	1.086.753	7.511.377	22.513.915
8536909100	Other cable connectors consist of jack plug, capacity < 16 amps, for use electric fan/radio	16.836	170.939	352.594	2.392.625
8536909910	Connector & socket cable for IC, printed circuit	97.076	544.933	2.089.264	11.243.574
8536909990	Other connector and socket cable	343.627	2.243.049	3.261.896	23.709.841
8537101000	Switchboards & control panels for voltage <= 1000 volt	26.164	222.395	1.069.929	5.339.217
8537102000	Distribution boards for use with goods of heading 84.71, 85.17, 85.25 < 1000 volt	61.954	76.988	525.647	975.216

I.3. IMPOR MENURUT KOMODITI / IMPORT BY HS COMMODITY

*** MEI / MAY 2009 ***

HS	Uraian Komoditi Commodity Description	Berat Bersih / Net Weight (Kg)		Nilai / Value C.I.F (US\$)	
		Bulan ini Current Month	Kumulatif Cum.Jan. to date	Bulan ini Current Month	Kumulatif Cum.Jan. to date
8537103000	Programmable logic controllers for auto-mach for trans. for voltage <=1000volt	14.059	33.632	464.400	1.046.765
8537109000	Oth board for elect control for voltage<= 1000volt	488.880	1.767.675	5.384.310	21.915.437
8537201100	Switchboards incorp. elect instrum forbreak, connect/protect elect circ>66 kv	51	371.085	7.214	27.678.688
8537201900	Switchboards incorp. elect instrum forbreak,connect/protect e-circt<1000v>&66kv	140.972	365.525	304.745	2.288.213
8537202100	Control panel incorp. elect instrum forbreak,connect/protect e-circuit > 66 kv	5.507	57.397	30.385	1.159.449
8537202900	Other control panels for a voltage>1,000 volts	73.285	717.645	509.097	10.327.770
8537209000	Oth board for electric control fora voltage > 1000 volt	420.790	3.489.598	4.401.189	35.058.806
8538101100	Parts of programmable logic controllersfor auto mach for <=1000v	8.828	17.375	37.509	488.702
8538101200	Board,panel,console,desk,cabinets ofuse in radio equipment, voltage <= 1000v	0	3	0	83
8538101900	Oth board,panel,console,desk,cabinets ofused in radio equipment, voltage<=1000v	25.274	236.563	366.113	2.658.791
8538102100	Parts of programmable logic control forauto-mach for trans. for voltage >1000 v	1.916	4.974	95.178	372.672
8538102900	Board,panel,console,desk,cabinets ofused in radio equip, voltage>1000 v	66.549	402.460	1.489.243	8.332.140
8538901100	Oth board,panel,console,desk,cabinetsconnect for wires, wafer prober<=1000 v	35.916	152.396	534.562	2.475.302
8538901200	Parts of goods of subhd 8536.50.50,8536.69.30,8536.90.10 for voltage<=1000v	8.732	50.703	128.447	756.648
8538901300	Parts of goods of subheading8537.10.20 for voltage <=1000 volt	0	267	0	2.609
8538901900	Other parts of boards,panels consoles,for voltage <=1000 volt	38.038	181.885	487.092	2.494.138
8538902100	Parts/printed circuit ass. of telephoneplug connec for wires,wafer prober>1000v	13.106	32.687	159.093	399.214
8538902900	Other parts of boards,panels consoles,for voltage > 1000 volt	184.618	1.196.398	6.925.131	43.933.863
8539101000	Sealed beam lamp units for motorvehicles of chapter 87	56.441	142.488	318.757	1.023.043
8539109000	Other sealed beam lamp units	20.263	64.393	44.604	234.612
8539212000	Tungsten halogen for used in medicalequipment	28	334	3.324	25.280
8539213000	Tungsten halogen for used for vehicles	39.874	104.227	298.606	1.316.513
8539214000	Other reflector lamp bulbs of tungstenhalogen	1.767	8.363	8.855	50.152
8539219000	Oth tungsten halogen	29.567	103.297	293.961	1.041.995
8539222000	Other filament lamps, infra red, power<200 & voltage>100v in medical equip	7	131	200	5.172
8539223000	Other reflector lamp bulbs of a power<=200w & for voltage > 100 volt	1.078	3.561	17.793	42.653
8539229000	Other filament lamps, infra red, power<=200 w & voltage>100v	962	35.930	9.615	201.271
8539291000	Other filament lamps, excluding uvor infra-red lamps, in medical equipment	2.865	3.754	44.007	58.230
8539292000	Other filament lamps, excluding uvor infra-red lamps, for motor vehicles	78.076	357.819	1.192.169	4.620.288
8539293000	Other reflector lamp bulbs	9.642	52.977	74.714	455.466
8539294000	Flashlight bulbs; miniature indicatorbulbs, rated up to 2.25 v	10.119	15.816	38.947	68.604
8539295000	Other filament lamps, capacity > 200w &<=300w, voltage>100volts	1.254	7.398	12.079	85.602
8539296000	Other filament lamps, capacity < 200w &<=300w, voltage <= 100volts	700	3.172	19.340	73.991
8539299000	Other filament lamps, excl ultra-violetor infra-red lamps	103.798	377.684	702.121	2.231.734
8539311000	Tubes for compact fluorescent lamps	41.781	222.827	107.302	1.825.746
8539319010	Tube lamps	63.740	249.994	411.760	1.541.880
8539319020	Compact fluorescent lamps	116.393	299.024	843.048	2.729.748
8539319090	Other fluorescent, hot cathode	1.054.460	4.911.576	5.950.746	32.343.945
8539320000	Mercury/sodium vapour lamps; metalhalide lamps	22.220	154.941	373.848	1.977.118
8539391000	Tubes for compact fluorescent lamps,cold cathode types	96.064	316.161	217.506	675.295
8539392000	Discharge lamps for decorative andpublicity purposes	1.914	2.338	8.748	13.452
8539393000	Other fluorescent cold cathode types	7.441	10.575	16.936	55.133
8539394000	Electric lamps for mtr vehicle/cycles	31.347	133.408	284.194	1.135.249
8539399000	Discharge lamps, other than uv lamps	29.499	99.012	144.162	648.231
8539410000	Arc lamps	516	1.373	4.219	76.416
8539490000	Ultra-violet/infra-red lamps	8.131	73.440	58.929	374.039
8539901000	Part of alumi end caps for fluorescentlamps alum. screw caps for incand lamps	133.775	800.194	973.060	6.995.168
8539902000	Oth parts,for lamps of vehicles of allkinds	8.780	51.114	222.487	321.623
8539909000	Oth part of elect filament/dischargelamps including sealed beam lamp unit	407.786	1.528.431	1.047.640	8.975.145
8540110000	Color cathode-ray television picturetube incl video monitor cathode-ray tube	1.336.549	8.249.144	2.541.119	17.299.484
8540120000	B/w cathode-ray TV picture tubes,incl video monitor cathode-ray tubes	229.816	433.083	467.212	607.456
8540200000	Tv camera tubes; image converters andintensifiers; other photo-cathode tubes	148	326	810	2.725
8540401000	Data/graphic display tubes color foruse with articles of heading 85.25	214	1.693	5.416	272.445
8540409000	Data/graphic display tube color not foruse with articles of heading 85.25	338	379	75.601	78.357
8540500000	Data/graphic display tubes, black andwhite/other monochrome	1.554	7.643	22.601	80.575
8540600000	Other cathode-ray tubes	11	693	7.811	33.053
8540710000	Magnetrons of microwave tubes	18	235	257	28.995
8540720000	Klystrons of microwave tubes	0	3	0	40
8540790000	Travelling wave tube, carcinotrons exclgrid-controlled tubes of microwave tubes	1	2.016	4.078	41.699
8540810000	Receiver/amplifier valves and tubes	109	1.504	25.865	323.921
8540890000	Other valves and tubes	6.812	9.409	61.122	210.147
8540910000	Parts of cathode-ray tubes	28.082	86.654	594.259	1.888.992
8540991000	Parts of microwave tubes	12	13	476	480
8540999000	Other parts of thermionic, cold cathodeor photo cathode valves and tubes	945	22.500	7.155	225.023
8541100000	Diodes, other than photosensitive/lightemitting diodes	109.986	742.146	9.241.211	37.506.041
8541210000	Transistor with a dissipation rateof < 1 w	4.920	33.120	278.446	2.023.999
8541290000	Transistor with a dissipation rateof >= 1 w	96.573	389.684	6.590.008	20.997.056
8541300000	Thyristors,diacs and triacs, other thanphotosesintive devices	2.708	16.454	734.058	3.124.674
8541401000	Light emitting diodes	17.782	67.574	1.320.505	4.308.294
8541402000	Photocells, including photodiodes/photo-transistors	12.411	58.499	905.226	3.280.505
8541409000	Oth photosensitive semiconductor device,incluing photovoltaic cells	61.132	213.306	3.124.611	12.157.840
8541500000	Other semiconductor devices	69.547	226.030	868.644	5.414.180
8541600000	Mounted piezo-electric crystals	12.050	53.017	849.504	3.414.534
8541900000	Parts of diodes,transistors & similarsemiconductor devices	15.750	56.259	2.146.504	4.618.854

I.3. IMPOR MENURUT KOMODITI / IMPORT BY HS COMMODITY
***** MEI / MAY 2009 *****

HS	Uraian Komoditi Commodity Description	Berat Bersih / Net Weight (Kg)		Nilai / Value C.I.F (US\$)	
		Bulan ini Current Month	Kumulatif Cum.Jan. to date	Bulan ini Current Month	Kumulatif Cum.Jan. to date
8542310000	Processors,controller, converter, logiccircuit, amplifier, clock timing circuit	115.623	466.672	10.800.091	52.747.924
8542320000	Memories of elect integrated circuits	28.822	106.760	1.286.430	5.663.845
8542330000	Amplifiers of elect integrated circuits	15.274	59.632	152.669	735.061
8542390000	Other electronic integrated circuits	195.247	692.493	53.777.222	179.039.410
8542900000	Parts of electronic integrated circuits	123.827	689.186	22.716.039	104.138.895
8543100000	Particle accelerators	706	4.861	28.973	126.070
8543200000	Signal generators	222	22.354	91.047	279.533
8543302000	Wet processing equip. for the applic.by immersion of chemical/elec.chemical	0	195	0	10.883
8543309000	Oth machines & app for electroplating,electrolysis/electrophoresis	140.935	333.613	1.099.144	7.387.947
8543701000	Electric fence energisers	3.377	5.868	368.352	441.991
8543702000	Remote control apparatus, other thanradio remote control apparatus	94.475	297.654	284.992	1.304.523
8543703000	Electrical machines with translationor dictionary functions	2.049	12.020	141.190	974.070
8543704000	Equip for the removal of dust particlesor elimination of electrostatic charge	300	2.343	94.190	166.865
8543705000	Integrated receiver/decoder ird fordirect broadcast multimedia systems	103.574	517.261	516.834	5.971.293
8543709010	Electrical mine detonators	263	6.137	14.186	156.384
8543709090	Other electrical detonators	509.954	1.300.011	3.513.518	8.197.068
8543901000	Parts of goods of subheading 8543.10/8543.20	387	15.047	87.912	223.474
8543902000	Parts of goods of subheading 8543.30.20	25.137	95.683	65.956	191.765
8543903000	Parts of goods of subheading 8543.70.30	0	37.015	0	393.833
8543904000	Parts of goods of subheading 8543.70.40	101	466	55.561	139.379
8543905000	Parts of goods of subheading 8543.70.50	12.589	28.357	30.078	65.857
8543909000	Other parts of goods of heading 8543	59.348	399.616	2.210.824	7.798.583
8544110010	Winding wire of copper, laquered/enamelled	148.605	1.119.730	961.309	8.644.899
8544110020	Winding wire of copper, cover with papertextile material/PVC	177.804	593.053	779.880	3.834.606
8544110030	Winding wire of copper, laquer/enamelled& cover with paper, textile material/PVC	35.927	386.348	293.072	1.923.567
8544110040	Winding wire of copper, rect cross-sect.and without connectors	84.721	471.473	507.554	3.148.754
8544110090	Other winding wire of copper	420.958	2.202.604	2.459.251	13.119.566
8544191000	Winding wire not of copper, laquered/enamelled	2.676	12.499	71.187	202.682
8544192000	Winding wire not of copperof manganese resistance wire	10.536	73.070	63.491	2.523.413
8544199000	Other winding wire not of copper	203.072	1.757.879	1.427.735	10.062.349
8544201000	Insulated cables fitted with connectors,for a voltage <=66.000volts	307.561	1.067.516	1.333.847	5.874.737
8544202000	Insulated cable not fitted withconnector for a voltage <=66.000volts	892.821	3.285.944	5.103.813	17.994.326
8544203000	Insulated cables fitted with connectorsfor a voltage >66.000volts	469.002	482.534	1.586.810	1.817.520
8544204000	Insulated cables not fitted withconnectors for a voltage >66.000volts	21.503	137.817	306.417	2.282.871
8544301000	Wiring harnesses for motor vehicles	54.184	329.063	862.225	4.137.573
8544309000	Oth ignition wiring sets,oth wiring setfor used in vehicles, aircraft/ships	295.754	1.347.438	3.030.059	13.365.730
8544421100	Telephone, telegraph, radio relay cables submarine, for communication, <= 80 v	278	67.060	4.076	868.966
8544421900	Other fitted with connectors for telecom-munication, voltage <= 80 v	33.369	319.830	984.501	5.903.426
8544422000	Fitted with connectors for telecom-munication voltage > 80 v & <= 1000 v	9.828	146.512	130.560	1.121.248
8544423000	Battery cables for voltage <= 1000 v	2.025	14.997	24.597	142.480
8544429000	Oth fitted with connector, for voltage<= 1000 volts	319.664	1.555.437	5.245.889	17.352.600
8544491100	Telephone,telegraph,radio relay cables submarine, not for communication, <=80 v	84.235	175.713	872.078	2.287.668
8544491900	Other fitted with connectors not for telmunication, voltage <= 80 v	235.180	567.401	731.452	3.369.203
8544492100	Shielded wire for mnfact of auto-wiringharnesses, not for communication, <=80 v	497.807	3.426.206	3.400.034	14.955.489
8544492900	Oth fitted with connectors, <= 80 v,not for used for telecommunication	27.028	302.836	778.471	3.629.951
8544493100	Telephone,telegraph,radio relay cables submarine, for communic., >80v & <=1000v	0	16.084	0	119.369
8544493900	Oth fitted with connectors for telecommunication, voltage > 80 v and < 1000 v	53.284	304.398	279.670	2.234.922
8544494000	Other fitted with connectors, > 80 v & <= 1000 v of a kind not used for telecom	83.833	516.155	807.737	4.707.201
8544601000	Other electric conductors, volt > 1 kvand <= 36 kv	14.875	448.827	149.826	2.908.172
8544602100	Plastic insulated elec.cable havingcross sec<=400mm for 36kv<volt<=66kv	3.611	44.081	36.412	187.887
8544602900	Plastic insulated elec.cable havingcross sec>400mm for 36kv<volt<=66kv	257.172	1.703.160	734.320	13.382.768
8544603000	Other electric conductors, for a voltage> 66 kv	5	528.560	210	6.343.465
8544701000	Optical fibre cables teleph,telegraph,radio relay cables,submarine	609.153	738.789	5.186.187	6.488.813
8544709000	Other optical fibre cables	46.677	331.067	579.153	3.144.693
8545110000	Electroda of a kind used for furnaces	389.253	2.897.780	1.227.279	12.502.089
8545190000	Electroda of a kind used not for furnace	4.787	103.798	41.077	470.179
8545200000	Carbon brushes for electrical purpose	47.043	123.658	576.825	1.883.816
8545900010	Battery carbons	325.158	937.549	1.071.905	3.232.312
8545900090	Lamp carbon, oth articles of graphite/oth carbon, with/without metal	36.911	102.114	281.742	1.089.969
8546100000	Electrical insulators of any material ofglass	152.622	529.177	405.848	1.720.361
8546200010	Ceramic bushing for transformer	65.572	173.858	231.391	1.090.842
8546200090	Oth elect insulators of any material ofceramics	258.770	968.028	503.431	2.193.464
8546900000	Oth elect insulators not of glass andof ceramics	185.462	736.224	609.300	3.945.210
8547100000	Insulating fitting of ceramics	43.759	176.632	622.710	2.212.758
8547200000	Insulating fitting of plastics	98.477	417.531	1.763.486	8.463.761
8547901000	Elect conduit, joints therefor, of basemetal lined with insulating materials	108.229	213.848	772.433	1.986.466
8547909000	Oth insulating fittings for elect mach,appliances/equipment, being fittings	579.279	1.434.176	1.450.959	5.084.523
8548101100	Lead acid scrap of primary cells/battery/elect accumulators used in aircraft	0	36	0	2.120
8548103900	Other waste, scrap containing mainlycopper	0	150	0	39.082
8548109000	Other waste, scrap of primary cells,primary	1.268	1.373	45.653	46.743
8548901000	Image sensors contact type coprminga photo-conductive sensor element	2.655	29.171	245.253	842.691
8548902000	Printed circuit assemblies incl suchassemblies for external connections	30.100	145.377	3.110.174	11.718.965
8548909000	Other electrical parts of mach and app, nes	97.525	308.177	3.586.059	11.313.966
8601100000	Rail locomotives powered from anexternal source of electricity	0	268.940	0	909.672

I.3. IMPOR MENURUT KOMODITI / IMPORT BY HS COMMODITY
***** MEI / MAY 2009 *****

HS	Uraian Komoditi Commodity Description	Berat Bersih / Net Weight (Kg)		Nilai / Value C.I.F (US\$)	
		Bulan ini Current Month	Kumulatif Cum.Jan. to date	Bulan ini Current Month	Kumulatif Cum.Jan. to date
8601200000	Rail locomotives powered by electricaccumulators	0	1	0	33
8602100000	Diesel-electric locomotives	50	154.916	759	3.171.045
8603100000	Self-propelled railway, tramway coach, vantruck powered from ext. source of elect	0	2.236	0	20.922
8603900000	Self-propelled railway, tramway coach, vantruck not power from ext source of elect	39	186	422	15.136
8604000000	Railway/tramway maintenance/servicevehicles, whether/not self-propelled	4	88.445	221	877.698
8605000000	Railway/tramway passenger coach, not selfpropelled, luggage van, post office coach	0	20.853	0	59.449
8606100000	Tank wagons and the like	0	252	0	7.878
8606300000	Self-discharging vans, wagons, oth thanthose of subheading 8606.10	1	236	468	13.787
8606910000	Railway/tramway goods vans & wagonnot self-propelled covered and closed	0	535	0	3.758
8606920000	Railway/tramway goods vans&wagon notself prope open, removable height<=60cm	0	78	0	883
8606990000	Railway/tramway goods vans&wagon notself prope open, removable height > 60cm	411	1.189	18.723	22.630
8607110000	Driving bogies and bissel-bogies	0	7.200	0	66.548
8607120000	Other bogies and bissel-bogies	0	30.577	0	141.593
8607190000	Oth, including parts axles & wheels	339.030	1.195.079	1.546.397	8.026.712
8607210000	Air brakes and parts thereof	6.856	7.432	315.996	345.210
8607290000	Brakes and parts thereof other than airbrakes	39	4.079	224	43.980
8607300000	Hooks & oth coupling devices, buffers, and parts thereof	2.565	6.702	8.810	59.084
8607910000	Other parts of locomotives	414	3.317	1.345	120.047
8607990000	Other part of troling stone	1.088	181.272	26.745	270.077
8608002000	Electromechanic equip of railway/tramwaytrack fixtures, fiiting, mechanic signal	0	6.670	0	192.388
8608009000	Non-electromech equip of railway/tramwaytrack fixtures, fiiting, mechanic signal	0	18.938	0	113.325
8609001000	Containers of metal design & equip forcarriage by one/more modes of transport	61.126	201.752	509.432	1.250.656
8609009000	Other containers design & equip forcarriage by one/more modes of transport	61.505	341.511	538.398	1.156.544
8701101100	Pedestrian controlled tractors, power<=22.5 kw for agricultural use	45	27.112	2.317	278.837
8701101900	Pedestrian controlled tractors, power<=22.5 kw oth than for agricultural use	0	21.000	0	18.900
8701102900	Pedestrian controlled tractors, power> 22.5 kw oth than for agricultural use	17.168	22.054	49.809	71.717
8701209000	Road tractors for semi-trailers, not ckd	55.381	447.624	561.375	4.760.453
8701301000	Track-laying tractors of a cylinder cap<= 1100 cc	0	2.072	0	3.807
8701302000	Track-laying tractors of a cylinder cap> 1100 cc	0	72.070	0	677.335
8701901100	Agriculture tractors of a cylinder cap<= 1100 cc	24.180	58.809	53.000	203.549
8701901900	Agriculture tractors of a cylinder cap<= 1100 cc	18.240	626.056	141.650	3.462.177
8701909100	Other tractors of a cylinder capacity<= 1100 cc	0	2.463	0	16.000
8701909900	Other tractors of a cylinder capacity> 1100 cc	189.072	447.585	1.288.669	2.857.197
8702101400	Motor vehicles for the transport >=10 p, vehicle weight >= 24 t, ckd, diesel	13.875	51.965	272.818	776.396
8702102100	Motor vehicles for the transport >=10 p, vehicle weight < 6 t, not ckd, diesel	26.546	322.375	336.700	3.389.744
8702102200	Motor vehicles for the transport >=10 p, vhl weight >=6t & <18t, not ckd, diesel	11.000	11.000	211.302	211.302
8702909920	Other motor vehicle, non diesel, >= 10 pvhcl weight >= 5 tons & < 24 t, not ckd	0	5.821	0	41.100
8703101000	Golf cars, including golf buggies	1.922	30.574	9.662	113.054
8703109000	Vehicles specially designed for travelon snow and similar vehicles	2.354	4.284	11.834	122.463
8703211000	Go-karts, cylinder capacity <= 1,000 ccinternal combust recipro piston engine	14.030	14.030	31.639	31.639
8703212900	Other motor cars, <= 1,000 cc, not ckdinternal combust recipro piston engine	1.320	2.070	9.541	18.304
8703219000	Other vehicles, <= 1,000 cc, not ckdinternal combust recipro piston engine	627	627	3.201	3.201
8703221190	Other motor cars, 1,000-1500 cc, ckdinternal combust recipro piston engine	0	219.732	0	952.132
8703221910	Sedan/station wagon, 1,000-1500cc, not ckdinternal combust recipro piston engine	667.801	3.220.647	6.114.110	27.488.486
8703221990	Oth motor cars, 1,000-1500 cc, not ckdinternal combust recipro piston engine	702.520	2.471.962	5.485.933	18.273.371
8703229000	Other vehicles, 1,000-1500 cc, not ckdinternal combust recipro piston engine	0	2.114	0	9.368
8703231000	Ambulances, 1500-3000 cc intern combustreciprocating piston engine	0	75.218	0	282.632
8703234190	Other motor cars, 1500-1800 cc, ckdinternal combust recipro piston engine	0	2.500	0	6.879
8703234290	Other motor cars, 1800-2000 cc, ckdinternal combust recipro piston engine	171.540	583.574	1.156.318	3.956.475
8703235110	Sedan/station wagons, 1500-1800 cc, notinternal combust recipro piston engine	195.257	1.013.329	2.215.759	11.109.699
8703235190	Other motor cars, 1500-1800 cc, not ckdinternal combust recipro piston engine	2.772	161.091	36.932	1.806.524
8703235210	Sedan/station wagons, 1800-2000 cc, notinternal combust recipro piston engine	28.134	229.128	284.159	2.662.055
8703235291	Oth motor car, 1800-2000 cc, (4x2) system, not ckd, int combust recipro pist engine	0	18.304	0	188.789
8703235310	Sedan/station wagon, 2000-2500cc, not ckdinternal combust recipro piston engine	128.757	361.324	1.468.596	4.585.065
8703235391	Oth motor car, 2000-2500cc, (4x2) system, not ckd, int combust recipro pist engine	466.160	1.977.611	4.828.727	21.226.206
8703235392	Oth motor car, 2000-2500cc, (4x4) system, not ckd, int combust recipro pist engine	35.070	70.660	374.661	762.558
8703235410	Sedan/station wagon, 2500-3000cc, not ckdinternal combust recipro piston engine	38.280	93.724	767.428	2.058.792
8703235491	Oth motor car, 2500-3000cc, (4x2) system, not ckd, int combust recipro pist engine	33.376	42.264	544.313	689.737
8703235492	Oth motor car, 2500-3000cc, (4x4) system, not ckd, int combust recipro pist engine	21.092	51.790	321.738	688.627
8703239320	Oth vehicle, 2000-2500 cc, (4x4) system, not ckd, int combust recipro pist engine	0	1.378	0	27.378
8703239420	Oth vehicle, 2500-3000 cc, (4x4) system, not ckd, int combust recipro pist engine	4.400	4.400	29.820	29.820
8703245010	Sedan/station wagons, > 3000 cc, not ckdinternal combust recipro piston engine	41.389	173.088	1.301.786	4.638.272
8703245091	Oth motor cars, > 3000 cc, (4x2) system, not ckd, int combust recipro pist engine	10.420	45.172	140.228	557.916
8703245092	Oth motor cars, > 3000 cc, (4x4) system, not ckd, int combust recipro pist engine	185.027	764.264	5.283.086	12.331.169
8703325100	Sedan/station wagon, 1500-2000cc, not ckd, diesel	202.832	473.795	1.544.879	3.511.632
8703325900	Other motor cars, 1500-2000 cc, not ckd, diesel	63.200	657.530	461.987	5.235.478
8703329900	Other vehicles, 2000-2500 cc, not ckd, diesel	136.500	395.956	1.127.015	3.545.030
8703334190	Other motor cars, 2500-3000 cc, ckd, diesel	3.671	7.071	72.000	122.000
8703335100	Other motor cars, 2500-3000 cc, not ckd, diesel	1.612	19.045	26.000	227.268
8703335200	Other motor cars, > 3000 cc, not ckd, diesel	22.842	92.950	503.714	1.810.842
8703339000	Other vehicles, > 2500 cc, not ckd, diesel	0	10.398	0	209.660
8703905400	Other motor car, > 2500 cc, not ckd	0	2.695	0	78.078
8704102100	Damper designed for off highway, >24 t, ckd	1.482.007	3.307.652	28.019.831	55.452.763
8704102200	Damper designed for off highway, > 24 tnot ckd	1.599.375	15.928.239	14.871.831	175.252.840

I.3. IMPOR MENURUT KOMODITI / IMPORT BY HS COMMODITY
***** MEI / MAY 2009 *****

HS	Uraian Komoditi Commodity Description	Berat Bersih / Net Weight (Kg)		Nilai / Value C.I.F (US\$)	
		Bulan ini Current Month	Kumulatif Cum.Jan. to date	Bulan ini Current Month	Kumulatif Cum.Jan. to date
8704211900	Other vans, <= 5 t, ckd, diesel	0	10.057	0	833.179
8704212900	Other vans, <= 5 t, not ckd, diesel	354.341	5.574.116	2.759.792	41.740.297
8704222900	Other vans, 5-6 t, not ckd, diesel	0	12.114	0	84.163
8704222911	Other vans, 6-10 t, ckd, diesel	382.434	382.434	2.064.720	2.064.720
8704222919	Other vans, 6-10 t, not ckd, diesel	0	2.826	0	4.809
8704224300	Tanker vehicles, 10-20 t, not ckd,diesel	53.698	53.698	53.064	53.064
8704224900	Other vans, 10-20 t, not ckd, diesel	1.790	1.790	1.769	1.769
8704232900	Other vans, 20-24 t, not ckd, diesel	615.300	615.300	608.025	608.025
8704234900	Other vans, > 24 t, not ckd, diesel	36.980	1.663.146	492.281	15.048.393
8704312900	Other vans, <= 5 t, not ckd,internal combustion piston engine	192.920	879.813	939.984	4.654.986
8704322300	Tanker vehicles, 5-6 t, not ckd,internal combustion piston engine	0	7.500	0	28.775
8704328900	Other vans, > 24 t, not ckd, internal combustion piston engine	0	14.000	0	81.421
8704901000	Motor vehicles for the transport of good, ckd	102.703	119.604	608.000	778.780
8704909000	Motor vehicles for the transport of good, not ckd	9.552	9.552	128.000	128.000
8705100000	Crane lorries	287.564	334.434	781.031	1.126.305
8705300000	Fire fighting vehicles	0	17.280	0	346.120
8705400000	Concrete-mixer lorries	0	318.387	0	323.646
8705905000	Street clean vhcl, incl cesspit emptiermobile clinic;spray lorries of all kinds	0	13.207	0	181.546
8705909000	Other special purpose motor vehicles	57.865	522.428	1.609.448	11.734.573
8706001900	Oth chasis fitted with engines for vhclsof heading 8701	0	72.166	0	65.359
8706002000	Chasis fitted with engines for vehiclesof heading 8702	0	55.200	0	136.688
8706003000	Chasis fitted with engines for vehiclesof heading 8703	0	5.505	0	89.720
8706004000	Chasis fitted with engines for vehiclesof heading 8704	48.942	48.942	975.196	975.196
8706005000	Chasis fitted with engines for vehiclesof heading 8705	33.673	33.905	214.970	215.502
8707100000	Bodies for the vehicles of heading 8703	14.456	46.848	79.388	223.820
8707901000	Bodies for the vehicles of heading 8701	7	128	98	798
8707903000	Bodies for the vehicles of heading 8705	1.083	22.083	4.944	52.056
8707909000	Bodies for the vehicles of heading 8702,8704	48.865	626.060	353.671	4.807.494
8708101000	Bumper & parts for vehicles heading 8701	129	9.554	3.602	67.948
8708109000	Bumper & parts for vehicles heading 8702;8703;8704; 8705	102.753	486.525	1.156.891	4.963.031
8708211000	Safety seat belt for vehicles 8701	327	433	4.096	5.202
8708219000	Safety seat belt for vehicles 8702; 8703; 8704; 8705	33.698	189.496	281.484	1.867.799
8708291100	Component of door trim assembly for hd8701	249	3.849	6.346	60.524
8708291200	Component of door trim assembly for hd8703	32.700	252.175	352.891	1.938.913
8708291300	Component of door trim assembly for hd8705/subheading 8704.10	9.676	37.817	68.500	333.723
8708291900	Component of door trim assembly for hd8702 & 8704 (exlcuding 8704.10)	31.963	218.082	195.570	1.101.664
8708292000	Parts of safety seat belts of heading8701-8705	51.280	289.373	343.174	1.814.952
8708299100	Oth part, access of bodies for agricul.tractors of subhead 8701.10/8701.90	308	1.598	2.766	23.157
8708299200	Oth part, access of bodies for agricul.vehicles of heading 8701	62	2.810	2.171	13.269
8708299300	Oth part, access of bodies for agricul.of heading 8703	340.224	2.061.232	3.105.962	16.066.016
8708299900	Oth part, access of bodies for agricul.of heading 8702; 8704; 8705	206.666	920.725	1.481.945	6.521.922
8708301000	Brakes,servo-brakes; parts thereof forvehicles of heading 87.01	15.496	39.414	50.089	270.485
8708302000	Brakes,servo-brakes; parts thereof forvehicles of heading 87.03	231.179	1.367.785	3.524.179	13.644.672
8708309000	Brakes,servo-brakes; parts thereof forvehicles of heading 8702; 8704; 8705	383.490	1.705.781	2.067.729	9.098.802
8708401100	Gear boxes, unassembled for vehicles of heading 87.03	112.735	133.935	1.881.666	1.966.213
8708401200	Gear boxes, unassembled for vehicles of subheading 8704.10/heading 8705	1.555	9.165	6.854	208.695
8708401900	Gear boxes, unassembled for vehicles of head 8701-8702 & 8704 (exlc 8704.10)	162.397	417.294	946.708	5.194.178
8708402100	Gear boxes, assembled for agri tractorsof subheading 8701.10/8701.90	54	427	1.485	9.523
8708402200	Gear boxes, assembled for oth vehicle of heading 87.01	43	6.859	636	76.072
8708402300	Gear boxes, assembled for vehicle of hd87.03	65.252	158.855	590.931	1.754.761
8708402400	Gear boxes, assembled for vehicle of subheading 8704.10/heading 8705	821	4.230	14.266	121.476
8708402900	Gear boxes, assembled for vehicles of heading 8702 & 8704 (exlcuding 8704.10)	22.461	400.934	266.793	1.878.782
8708409000	Parts of gear boxes	55.706	250.849	331.275	1.308.344
8708501100	Drive-axles with differential, unassablfor vehicles of heading 87.03	178.515	742.237	4.251.299	12.082.001
8708501200	Drive-axles with differential, unassablfor vhcl of subhead 8704.10/head 8705	86.860	112.100	144.344	235.124
8708501900	Drive-axles with differential, unassablfor vhcl hd 8701-8702&8704(exlc 8704.10)	164.793	445.252	337.699	2.302.987
8708502100	Drive-axles with differential, assabledfor agri tractor of subhd 870110,870190	62.342	62.709	95.664	98.319
8708502200	Drive-axles with differential, assabledfor other vehicles of heading 87.01	0	17.893	0	238.388
8708502300	Drive-axles with differential, assabledfor vehicles of heading 87.03	118.117	617.078	909.318	5.043.493
8708502400	Drive-axles with differential, assabledfor vhcl of subhd 8704.10/hd 87.05	1.920	56.956	29.760	639.461
8708502900	Drive-axles with differential, assabledfor vhcl of hd 8702,8704 (exlc 8704.10)	117.318	810.569	925.089	5.217.937
8708509000	Parts of drive-axles with differential,non-driving, axles	66.270	316.519	264.983	1.296.692
8708701100	Wheel centre discs and caps for agritractors of subheading 8701.10/8701.90	28.322	80.365	32.992	198.078
8708701200	Wheel centre disc & cap for oth vehicleof heading 87.01	10.268	35.384	56.633	232.790
8708701300	Wheel centre disc & cap for oth vehicleof heading 87.03	371.173	1.599.785	1.048.254	3.297.082
8708701400	Wheel centre disc & cap for oth vehicleof subheading 8704.10/heading 87.05	11.290	174.329	14.896	844.096
8708701900	Wheel centre disc & cap for oth vehicleof heading 8702 & 8704 (exlc 8704.10)	389.011	1.178.457	632.304	2.299.645
8708709100	Other road wheel for agri tractors of subheading 8701.10/8701.90	69	4.047	522	46.698
8708709200	Other road wheel for oth vehicles of hd87.01	140	140	536	536
8708709300	Other road wheel for vehicles of head87.03	33.902	168.225	177.408	1.059.333
8708709400	Other road wheel for vehicles of subhd8704.10/heading 87.05	29.271	117.677	154.250	708.170
8708709900	Other road wheel for vehicles of head8702 & 8704 (exlcuding 8704.10)	256.481	828.881	381.566	1.548.164
8708801100	Suspension systems for agri tractors of subheading 8701.10/8701.90	894	3.589	6.944	41.523
8708801200	Suspension systems for oth vehicles of heading 87.01	6.017	8.759	61.005	132.161

I.3. IMPOR MENURUT KOMODITI / IMPORT BY HS COMMODITY
***** MEI / MAY 2009 *****

HS	Uraian Komoditi Commodity Description	Berat Bersih / Net Weight (Kg)		Nilai / Value C.I.F (US\$)	
		Bulan ini Current Month	Kumulatif Cum.Jan. to date	Bulan ini Current Month	Kumulatif Cum.Jan. to date
8708801300	Suspension systems for vehicles of head87.03	29.730	132.902	113.816	473.412
8708801400	Suspension systems for vehicle of sehd8704.10/heading 87.05	1.874	18.094	23.303	277.708
8708801900	Suspension systems for vehicle of sehd8702 & 8704 (exlcuding 8704.10)	82.047	308.929	152.224	714.120
8708809000	Parts of suspension systems (incl shock-absorbers)	158.771	1.116.214	1.807.601	8.221.937
8708911100	Radiators systems for agri tractors ofsubheading 8701.10/8701.90	0	8.790	0	46.755
8708911200	Radiators for other vehicles of heading87.01	252	1.822	4.847	99.433
8708911300	Radiators for vehicles of heading 87.03	8.370	43.855	72.532	405.226
8708911400	Radiators for vehicles of subhd 8704.10or heading 87.05	3.985	30.024	73.574	362.232
8708911900	Radiators for vehicles of heading 87.02,8704 (exlcuding 8704.10)	65.241	294.555	421.648	1.927.193
8708919000	Parts of radiator	95.884	493.586	1.017.591	4.456.253
8708921000	Silencers (mufflers),exhaust pipe; partsfor vehicles of heading 87.01	603	1.403	15.721	31.526
8708922000	Silencers (mufflers),exhaust pipe; partsfor vehicles of heading 87.03	225.680	3.277.520	2.516.502	11.532.319
8708923000	Silencers (mufflers),exhaust pipe; partsfor vhcl of subhd 8704.10/head 87.05	247	1.274	5.079	27.308
8708929000	Silencers (mufflers),exhaust pipe; partsfor vhcl of hd 8702,8704 (exlc 8704.10)	94.196	318.162	798.132	3.100.089
8708931000	Clutches and parts thereof for agritractors of subhd 8701.10/8701.90	425	22.002	5.526	327.177
8708932000	Clutches, parts thereof for oth vehicleof heading 87.01	36	521	353	4.395
8708933000	Clutches, parts thereof for oth vehicleof heading 87.03	175.326	643.919	2.676.391	8.220.324
8708934000	Clutches, parts thereof for vehicles ofsubheading 8704.10/heading 87.05	980	5.184	6.992	79.587
8708939000	Clutches, parts thereof for vehicles ofheading 8702 & 8704 (exlcuding 8704.10)	181.553	778.182	1.429.295	4.468.131
8708941000	Steering wheels with airbag assemblies	40.260	52.354	37.925	220.819
8708949100	Oth steering wheels, columns,boxes foragri. tractors of subhd 8701.10,8701.90	12	198	485	4.488
8708949200	Oth steering wheels, columns,boxes forother vehicles of heading 87.01	233	925	7.281	24.983
8708949300	Oth steering wheels, columns,boxes forvehicles of subheading 87.03	289.111	1.430.198	3.875.961	18.822.085
8708949900	Oth steering wheels, columns,boxes forfor vehicles of head 8702, 8704, 8705	40.613	209.742	203.896	1.413.249
8708951000	Safety airbags with inflater system	39.465	308.903	859.901	2.514.364
8708959000	Parts of safety airbags with inflatersystem	20.295	28.941	29.059	102.171
8708991100	Unassembled fuel tank;engine bracket forvehicles of heading 87.01	271.083	564.450	2.635.767	5.544.910
8708991200	Unassembled fuel tank;engine bracket forvehicles of heading 87.03	47.880	315.991	489.056	2.677.345
8708991900	Unassembled fuel tank;engine bracket forvehicles of head 87.02; 87.04; 8705	31.416	295.957	227.951	2.149.808
8708999100	Other parts and accesories for agritractors of subhd 8701.10/8701.90	31.939	65.443	227.288	908.262
8708999200	Other parts,acces for other vehicles ofheading 87.01	195	2.483	1.209	17.847
8708999300	Other parts,acces for other vehicles ofheading 87.03	725.520	6.187.084	5.992.580	52.037.227
8708999900	Other parts,acces for other vehicles ofheading 87.02, 8704, 8705	2.489.335	10.873.915	19.042.029	80.187.932
8709110000	Electrical vehicles	0	2.499	0	57.318
8709190000	Non elect work truck,self-propelled,notfitted with lift/handl equip,in factory	2.725	66.873	31.226	740.981
8709900000	Part of work trucks,self-propelled, notfitted with lift/handl equip, in factory	29.930	72.994	103.970	474.016
8710000000	Tanks, other armoured fighting vehicles,motorised, with weapons/not. & parts	58.228	234.713	4.632.546	14.182.126
8711101100	Motorcycle,incl moped,scooters, recipoint combust piston engine < 50 cc, ckd	50	29.488	3.085	90.355
8711101900	Other motorcycles, reciprocatinginternal piston engine < 50 cc, ckd	0	37.056	0	45.182
8711109100	Motorcycle,incl moped,scooters, recipoint combust piston engine <50 cc,not ckd	0	36.001	0	46.500
8711109900	Other motorcycles, recipo int pistonengine < 50 cc, not ckd	17.955	18.639	23.644	26.044
8711201090	Motocross motorcycles, with recipo intcombust pist engine, 50-250 cc, not ckd	0	25.789	0	246.942
8711202100	Motorcycles, scooters, with recipo intcombust piston engine, 50 -125 cc, ckd	3.080	10.129	5.363	26.648
8711202200	Motorcycles, scooters, with recipo intcombust piston engine, 125 -150 cc, ckd	216	14.580	4.368	40.308
8711202300	Motorcycles, scooters, with recipo intcombust piston engine, 150 -200 cc, ckd	171.000	256.437	551.040	838.440
8711202400	Motorcycles, scooters, with recipo intcombust piston engine, 200 -250 cc, ckd	2.400	11.209	43.237	66.457
8711203000	Other motorcycles, recipo int pistonengine, 50 -250 cc, ckd	3.939	18.439	10.400	30.110
8711204100	Motorcycles, scooters, with recipo intcombust piston engine, 50-125 cc,not ckd	17.131	20.422	110.338	151.961
8711204200	Motorcycles, scooters, with recipo intcombust piston engine, 125-150cc,not ckd	23.141	76.092	291.778	876.551
8711204300	Motorcycles, scooters, with recipo intcombust piston engine, 150-200cc,not ckd	11.302	348.691	144.058	2.844.878
8711204400	Motorcycles, scooters, with recipo intcombust piston engine, 200-250cc,not ckd	125.915	493.329	1.791.737	6.585.038
8711301090	Motocross motorcycles, with recipo intcombust pist engine, 250-500 cc, not ckd	0	4.438	0	308.630
8711401090	Motocross motorcycles, with recipo intcombust pist engine, 500-800 cc, not ckd	0	3.111	0	52.800
8711409000	Other motorcycles, recipo int pistonengine, 500 -800 cc, not ckd	2.859	5.510	29.364	96.672
8711509000	Other motorcycles, recipo int pistonengine, > 800 cc, not ckd	1.001	2.276	78.677	109.424
8711905000	Other motorcycles, ckd	0	8.499	0	41.990
8711909000	Other motorcycles, not ckd	500	13.448	16.160	46.947
8712001000	Racing bicycles	0	91.896	0	129.620
8712002000	Bicycles designed to be ridden bychildren	1.307.289	4.186.723	803.390	2.914.636
8712003000	Other bicycles	67.447	268.471	197.241	576.828
8712009000	Other cycles	922.295	1.606.926	1.018.045	2.064.737
8713100000	Carriages for disabled persons, notmechanically propelled	9.298	101.633	22.182	261.904
8713900000	Carriages for disabled persons,mechanically propelled	0	97.233	0	218.845
8714110000	Saddles of motorcycles (incl. mopeds)	5.079	21.614	33.418	149.922
8714190010	Clutch assembly of motorcycles(incl. mopeds)	185.972	954.030	2.366.713	11.352.641
8714190020	Gear assembly of motorcycles(incl. mopeds)	205.228	1.476.594	820.491	7.598.830
8714190030	Spokes/nipples of motorcycles(incl. mopeds)	1.877.438	9.209.510	13.956.503	75.865.033
8714190040	Oth part & acces, for motorcycles ofsubheading, 8711.10, 8711.20/8711.90	246.798	655.892	592.694	2.845.416
8714190090	Oth part & acces, for motorcycles ofsubheading, 8711.30, 8711.40/8711.50	1.096.734	5.473.024	5.455.828	27.915.324
8714201900	Castors of a dia(incl. tyres) > 250 mmthat the wheel width > 30 mm	728	4.562	7.628	23.708
8714209000	Other parts of carriages for disabledpersons	3.194	19.926	14.821	48.838
8714911000	Frames & forks for bicycles of subhead8712.00.20	31.845	125.586	38.649	175.451
8714919000	Oth parts of forks	199.654	902.648	340.068	4.160.071
8714921000	Wheel rims and spokes for bicycles ofsubheading 8712.00.20	12.030	57.110	11.645	72.626

I.3. IMPOR MENURUT KOMODITI / IMPORT BY HS COMMODITY
***** MEI / MAY 2009 *****

HS	Uraian Komoditi Commodity Description	Berat Bersih / Net Weight (Kg)		Nilai / Value C.I.F (US\$)	
		Bulan ini	Kumulatif	Bulan ini	Kumulatif
		Current Month	Cum.Jan. to date	Current Month	Cum.Jan. to date
8714929000	Other wheel rims and spokes	132.911	585.051	255.102	2.021.752
8714931000	Hubs,(exlc coaster brake hub, hub brake,free/sprocket-wheel), bicycle 8712.00.20	20.759	56.946	45.853	135.003
8714939000	Oth hub, (exlc coaster braking hub, hubbrake, free/sprocket-wheel)	100.598	349.889	204.672	1.349.196
8714941000	Brakes,(incl coast brake hub,hub brake)for bicycles of subheading 8712.00.20	45.077	116.866	45.856	111.973
8714949000	Oth brakes, (incl coaster braking hubs,hub brakes)	156.958	840.786	468.658	4.443.759
8714951000	Saddles for bicycles of subhd 8712.00.20	8.977	16.787	7.563	20.337
8714959000	Other saddles	58.317	302.001	54.721	667.631
8714961000	Pedals and crank-gear,& parts thrf forbicycles of subheading 8712.00.20	2.146	35.932	5.781	17.550
8714969000	Other pedals and crank-gear,& parts thrf	84.490	352.481	180.606	1.217.699
8714991000	Parts & accessories of bicycle of subhd8712.00.20	317.172	460.982	2.386.120	3.442.018
8714999000	Parts & accessories of vehicle of head87.11 to 87.13. (exlc. 8712.00.20)	730.163	3.898.244	1.402.264	18.686.361
8715000000	Baby carriages, trailers, semi-trailers,oth vhlcl, not mechanically propel;& part	207.971	776.907	325.281	1.604.555
8716200000	Self-loading/self-unloading trailers &semi-trailers for agricultural purposes	0	2.017	0	11.227
8716310000	Tanker trailers,tanker semi-trailers forthe transport of goods	128.933	219.220	313.193	671.182
8716394000	Agricultural trailers and semi-trailers	0	449.061	0	2.116.556
8716399000	Other trailers and semi-trailers for thetransport of goods	14.917	148.863	14.987	1.428.569
8716400000	Other trailers and semi-trailers	467.567	1.011.968	450.648	1.969.963
8716801000	Cart,wagon,sack truck,hand trolleys &similar hand-propelled vhlcl used in fact	37.929	167.701	95.774	426.015
8716802000	Wheelbarrows a kind used in factory/workshops	6.485	75.860	4.471	98.052
8716809000	Oth vehicles, not mechanically propelled	132.310	213.169	347.153	981.290
8716901100	Wheels for trailers and semi-trailers	155.586	448.782	132.271	640.838
8716901300	Other parts for goods of subheading8716.20	1.011	69.236	13.042	170.492
8716901900	Other parts for trailers, semi-trailers	67.684	702.849	398.564	3.598.019
8716909100	Parts for goods of subhead 8716.80.10or 8716.80.20	35.825	128.795	41.119	197.024
8716909900	Other parts for other vehicles	148.492	674.301	369.891	1.341.701
8801000000	Balloon,dirigibles,glider, hang glidersand other non-powered aircraft.	22	54	3.874	17.382
8802110000	Helicopters of an unladen weight <=2,000 kg	1.210	2.420	6.683.717	12.974.274
8802201000	Aeroplanes of an unladen weight<= 2,000 kg	0	15.000	0	854.250
8802209000	Other aircraft of an unladen weight,<= 2,000 kg	0	4.160	0	1.521.165
8802301000	Aeroplane of an unladen weight >2,000 kgand <= 15,000 kg	0	11.047	0	6.668.436
8802401000	Aeroplanes of an unladen weight> 15,000 kg	1.420.965	3.306.968	501.062.842	1.276.079.011
8802600000	Spacecraft (including satellites) andsuborbital, spacecraft launch vehicles	0	15.023	0	857.414
8803100000	Propellers, rotors, parts thereof ofheading 88.01/88.02.	949	39.918	40.192	2.051.891
8803200000	Under-carriages, parts thereof heading88.01/88.02.	5.723	7.937	220.673	384.627
8803300000	Other parts of aeroplanes/helicoptersheading 88.01/88.02.	79.636	144.321	13.324.317	35.644.972
8803901000	Parts of telecommunication satellites	37	33.971	31.407	683.512
8803902000	Parts of balloons, gliders/kites	77	102	327	8.099
8803909000	Other parts of goods of heading 88.01or 88.02	5.173	17.911	1.426.528	15.316.844
8804000000	Parachutes (incl dirigible parachutes,paragliders)&rotochutes,parts,acces thrf	4.829	5.778	39.601	299.014
8805100000	Aircraft launching gear, part thereof,deck arrestor/similar gear, part thereof	1.123	1.310	14.736	31.192
8805291000	Ground flying trainers	0	88	0	3.335
8805299000	Parts of ground flying trainers	0	4.050	0	253.297
8901101000	Cruise ships,excursion boats,ferry-boats of gross tonnage <= 26 ton	0	69	0	893
8901102000	Cruise ships,excursion boats,ferry-boats of gross tonnage>26 but<=250ton	0	1.381.000	0	234.905
8901103000	Cruise ships,excursion boats,ferry-boats of gross weight>250 but<=500ton	743.000	1.053.000	337.175	490.765
8901205000	Tankers of gross tonnage > 4000 but<= 5000 ton	1.990.000	4.421.000	2.300.000	5.900.000
8901206000	Tankers of gross tonnage > 5000 ton	16.023.000	54.452.000	15.000.000	78.407.433
8901306000	Refrigerated vessels, oth than tankersof gross tonnage > 5000 ton	0	9.870	0	4.000.000
8901901200	Other vessels, not motorised of grosstonnage > 26 but <= 250 ton	179.000	3.105.278	3.795.000	14.661.144
8901901400	Other vessels, not motorised of grosstonnage > 500 ton	6.813.000	55.611.048	7.505.059	81.793.158
8901902100	Other vessels, motorised of grosstonnage <= 26 ton	0	29.999	0	338.970
8901902200	Other vessels, motorised of grosstonnage > 26 but <= 250 ton	199.000	18.433.000	93.096	29.428.259
8901902300	Other vessels, motorised of grosstonnage > 250 but <= 500 ton	1.800.000	4.336.000	786.144	1.807.996
8901902400	Other vessels, motorised of grosstonnage > 500 but <= 4000 ton	1.684.000	20.510.200	2.770.000	38.951.245
8901902600	Other vessels, motorised of grosstonnage > 5000 ton	31.466.000	80.152.000	9.925.000	124.499.686
8902001300	Fishing vessels of gross tonnage> 40 but <= 100 ton	0	258.000	0	397.980
8902001400	Fishing vessels of gross tonnage> 100 but <= 250 ton	0	593.572	0	732.393
8902001500	Fishing vessels of gross tonnage> 250 but <= 4000 ton	0	2.185.000	0	2.439.130
8902009100	Factory ship and Oth vessel for fisheryof gross tonage < 26 ton	140	80.140	3.870	123.870
8902009600	Factory ships&oth vessels for proc/preserv fishery of gro ton > 4000 ton	0	90.000	0	198.999
8903100000	Yachts&oth vessels for pleasure/sportsrowing boats&canoes, inflatable	1.702	20.304	1.806	136.776
8903910000	Sailboats, with/withoutauxiliary motor, not inflatable	4.593	10.716	66.596	91.643
8903920000	Motorboats, other than outboard motor,not inflatable	0	111	0	789
8903990000	Other vessels for pleasure/sports;canoes, not inflatable	17.476	22.733	91.187	177.608
8904001900	Tugs of gro tonnage >26 ton, of apower <= 4000 hp	49.000	2.606.700	636.519	41.545.156
8904002100	Tugs of gro tonnage <26 ton, of apower <= 4000 hp	118.000	226.525	5.907.360	9.683.029
8904002900	Tugs of gro tonnage >26 ton, of apower > 4000 hp	0	1.120.000	0	906.730
8905100000	Dredgers	13.296.323	18.911.323	5.603.892	12.641.711
8905200000	Floating/submersible drilling/production platforms	4.090	408.363	194.608	2.501.745
8905901000	Floating docks of a gro ton > 100 tons	7.273	145.053	22.978	1.237.117
8905909000	Oth vessels w/navigability of which issubsidiary to their main function	6.449	1.803.918	12.620	6.586.148
8906901000	Lifeboats oth than rowing boats, othvessels of displacement <= 30 tons	0	45.771	0	284.900
8906909000	Lifeboats oth than rowing boats, othvessels of displacement > 30 tons	37.865	648.196	107.893	18.547.058
8907100000	Floating structures, inflatable rafts	28.379	239.747	177.466	1.215.831

I.3. IMPOR MENURUT KOMODITI / IMPORT BY HS COMMODITY
***** MEI / MAY 2009 *****

H S	Uraian Komoditi Commodity Description	Berat Bersih / Net Weight (Kg)		Nilai / Value C.I.F (US\$)	
		Bulan ini Current Month	Kumulatif Cum.Jan. to date	Bulan ini Current Month	Kumulatif Cum.Jan. to date
8907901000	Buoys	3.482	114.948	33.445	455.961
8907909000	Other floating structures	301.751	905.521	1.005.613	3.379.329
8908000000	Articles of headings 89.01-89.06imported for breaking up	0	310	0	87.688
9001101000	Optical fibres,optical fibre bundles&cables for telecom.&oth electrical use	1.031	123.919	88.800	3.248.011
9001109000	Optical fibres, optical fibrebundles&cables for other purpose	82.569	172.498	1.573.195	4.519.264
9001200000	Sheets&plates of polarising material	1.718	6.897	35.061	471.654
9001300000	Contact lenses	75.841	374.445	7.469.335	34.938.503
9001400000	Spectacle lenses of glass	1.631	9.288	5.922	39.579
9001500000	Spectacle lenses of other materials	20.124	99.722	384.111	1.682.369
9001901000	Lenses & optic elements for photograpor cinematographic cameras	841	14.273	265.678	1.105.986
9001909010	Lenses & prisms forlighthouses/beacons	5.537	8.990	130.937	880.187
9001909090	Oth elements of glass not opticallyworked	973	43.652	193.706	1.094.655
9002111000	Objective lenses for cinematographicprojector	0	9	0	344
9002119000	Objective lenses for cameras & otherprojector	807	11.532	2.289	86.302
9002190000	Objective lenses for oth instruments& apparatus	4.268	7.114	8.482	73.391
9002202000	Filters for cinematographic cameras,photographic cameras & oth projectors	0	2.062	0	7.479
9002203000	Filters for telescopes/microscopes	0	1	0	397
9002209000	Filters for oth instruments&apparatus	389	1.523	12.386	75.905
9002901000	Lenses&prisms for lighthouses/beacons	7.009	21.277	51.999	141.939
9002902000	Lenses&prisms for cinematographicprojectors	0	3	0	70
9002903000	Lenses&prisms for cinematographic cam.photographic cameras&oth projectors	0	431	0	32.955
9002909000	Lenses&prisms for oth instruments	2.837	16.864	45.672	181.017
9003110000	Frames&mountings for spectacles,goggles of plastics	9.715	44.472	64.254	211.112
9003190000	Frames&mountings for spectacles,goggles of other materials	9.708	40.729	30.806	183.717
9003900000	Parts of frames&mountings forspectacles, goggles&the like	5.862	23.791	26.654	211.302
9004100000	Sunglasses	57.863	241.383	262.091	920.307
9004901000	Corrective spectacles	20.221	77.310	131.076	639.065
9004902000	Corrective goggles	0	1.966	0	5.262
9004905000	Protective goggles	1.218	2.816	7.720	32.380
9004909000	Other spectacles & goggles	69.484	258.587	197.882	932.555
9005100000	Binoculars	555	7.103	4.416	45.679
9005801000	Astronomical instrumens, excludinginstrumens for radio-astronomy	0	1.572	0	7.523
9005809000	Monoculars & oth optical telescopes	2.880	37.945	8.287	373.305
9005901000	Parts&accessories (incl mountings) forastron.cal instr.ex.instrum.f rad.astr	0	157	0	546
9005909000	Parts&accessories (include mountings)for oth optical telescopes	68	3.367	256	10.744
9006101000	Laser photo plotters	0	3	0	820
9006109000	Oth cameras of a kind used forpreparing printing plates/cylinders	0	4.622	0	304.195
9006300000	Cameras specially design for underwater use for aerial survey, medical,or	180	475	410	22.196
9006400000	Instant print cameras	0	37	0	1.690
9006510000	Oth cameras with a slr, for roll filmof a width <= 35 mm	0	183	0	40.188
9006520010	Camr.of a kind used for recording doc.> 35 mm	0	102	0	8.002
9006520090	Other cameras for roll film of a width> 35 mm	0	1.022	0	5.942
9006530010	Cameras of a kind used for rec. doc onmicrofilm, microfiche	0	2	0	630
9006530090	Cameras of oth. a kind used for rec.doc on microfilm, microfiche	0	14.306	0	43.166
9006591000	Lasers photo plotters/imagesetterswith raster image processor	0	186	0	5.864
9006599010	Camr.of a kind used for recording doc.on mic.film, microfiche/oth microforms	36	46	1.839	2.875
9006599090	Other camera for recording documenton mic.film, microfiche/oth microforms	41	1.198	18.405	172.983
9006610000	Discharge lamp ("electronic") flashlight	299	300	2.001	2.166
9006690000	Oth photographic flashlight apparatus& flashbulbs	70	17.868	1.984	86.453
9006913000	Parts & accessories for cameras ofsubhead. 9006.40.00 to 9006.53.00	1.087	13.640	15.595	48.695
9006919000	Other parts & accessories for cameras	2	16.787	12	105.177
9006991000	Parts & accessories for photographicflash-light apparatus	1.133	4.593	567.578	1.011.318
9006999000	Parts & accessories not for photograpflash-light apparatus	5.500	44.899	545.609	5.373.156
9007110000	Cinematographic cameras for film ofwidth <16 mm/for double-8 mm film	0	13	0	4.794
9007190000	Other cinematographic cameras	664	2.157	17.093	222.058
9007209000	Oth projectors whether/not incorp.sound recording/reproducing apparatus	8.162	27.520	61.269	229.765
9007910000	Parts and accessories for cameras	5.169	34.575	64.339	2.284.695
9007920000	Parts and accessories for projectors	904	14.955	63.488	783.499
9008100000	Slide projectors, oth thancinematographic	425	1.966	1.359	5.772
9008200000	Microfilm, microfiche/oth m. readers,whether/not capable of prod. copies	3	2.283	44	89.750
9008300000	Other image projectors	353	7.573	17.876	76.450
9008409000	Other photographic enlargers andreducers (other than cinematographic)	1.000	2.353	63.585	79.462
9008901000	Parts and accessories of the goods ofsubheading 9008.20.00	0	95.440	0	4.765.500
9008909000	Parts and accessories of other imageprojectors	552	14.247	3.584	27.160
9010100000	Apparatus and equipment forautomatically developing x-ray film	3.138	64.320	8.701	265.138
9010501000	App. for the projec./drawing of circ.patt.on sensit.substrates for mk ofPCB	132	2.446	4.980	36.204
9010509000	Oth app&equip for p.grap (includingcinematographic); negatoscopes	3.012	11.269	42.953	115.977
9010600000	Projection screens of 300 inchesor more	40.107	219.550	77.918	549.660
9010901000	Parts&acc. for projection screens,/for articals of subheading 9010.10	1	20	1	69
9010909000	Parts & acc.of oth apparatus&equipfor photographics laboratories	2.413	45.500	29.207	273.751
9011100000	Stereoscopic microscopes	159	1.873	15.170	56.145
9011200000	Other microscopes, for photomicrograpcinphotomicrography/microproject	2.963	26.151	282.067	641.938
9011800000	Other microscopes	6.545	24.590	114.928	406.924
9011900000	Parts and accessories of stereoscopicmicroscope	390	1.787	3.322	42.635

I.3. IMPOR MENURUT KOMODITI / IMPORT BY HS COMMODITY
***** MEI / MAY 2009 *****

HS	Uraian Komoditi Commodity Description	Berat Bersih / Net Weight (Kg)		Nilai / Value C.I.F (US\$)	
		Bulan ini Current Month	Kumulatif Cum.Jan. to date	Bulan ini Current Month	Kumulatif Cum.Jan. to date
9012100000	Microscopes oth than optical microscopediffraction apparatus	396	8.628	52.155	762.103
9012900000	Parts and accessories for microscope	80	6.935	546	23.905
9013100000	Telescopic sights for fitting to armsperiscopes; telescopes design to form	1.017	1.596	65.348	84.525
9013200000	Lasers, other than laser diodes	1.041	4.488	54.314	78.485
9013801000	Optical error verifications&repairapp.for PCB/PWBs&PCAs	735	4.664	87.554	455.653
9013802000	Liquid crystal devices	3.565	11.793	196.584	689.462
9013809000	Other devices, appliances&instrumentsof other optical appliances	3.169	37.960	392.285	2.089.925
9013901000	Parts & accessories of goods ofsubheading 9013.20.00	135	199	36.741	37.808
9013903000	Parts & acc.of goods of sub head.9013.10.00/9013.80.00	0	83	0	4.216
9013904000	Parts&acc.of optic error verification&repair app for PCB/PWBs&PCAs	14	18	1.594	1.721
9013909000	Parts&accessories of other goods ofsubheading 90.13	40	110	7.317	10.191
9014100000	Direction finding compasses	1.452	78.020	34.144	479.513
9014200000	Instrum.&appl.for aeronautical/spacenavigation (other than compasses)	27	141	5.750	139.420
9014801000	Navig'nal instrum.&appl.used on ships,work with an automatic data processor	77	19.051	2.400	185.870
9014809000	Other navigationalinstruments&appliances	133	8.228	3.957	1.073.157
9014901000	Parts&acc.of ships navig'nal instrumwork with an automatic data process.	0	327	0	6.659
9014909000	Parts&accessories of oth navigationalinstruments&appliances	4.404	20.991	218.895	2.379.221
9015101000	Rangefinders used in photography&cinematography	0	18	0	3.848
9015109000	Other rangefinders	4.821	14.975	180.711	358.056
9015200000	Theodolites and tachymeters(tacheometers)	433	2.425	91.853	161.103
9015300000	Levels [measuring higher of ground]	3.708	37.526	4.626	44.052
9015400000	Photogrammetrical surveyinginstruments & appliances	761	22.855	178.333	826.875
9015801000	Radio sonde and radio wind apparatus	40	82	9.546	11.221
9015809000	Other instruments&appliancesfor surveying	23.254	167.528	1.342.958	9.877.795
9015900000	Parts&accessories of surveyinginstruments and appliances	51.399	345.910	1.449.108	15.627.849
9016001000	Balances of a sens'vity of 5cg/better,w/without their weights, electronic	2.930	13.002	57.205	416.772
9016009000	Balances of a sens'vity of 5cg/better,w/without their weights,not electronic	5.861	69.791	27.357	428.989
9017101000	Plotters whether i/o units of hd 84.71or drawing/drafting of head 90.17	58	382	196	10.422
9017109000	Other drafting tables & machines,whether/not automatic	63	14.785	128	184.281
9017201000	Rulers	48.358	160.638	89.380	282.020
9017203000	App.for the project/drawing of circ.patt.on sens'zed subs's for mfc.of PCB	182	1.070	8.240	41.232
9017205000	Plotters whether i/o units of h 84.71/drawing/drafting machines of h 90.17	0	189	0	350
9017209000	Other drawing, marking-out/mathematical calculating instruments	5.921	101.859	17.294	214.787
9017300000	Micrometers, callipers and gauges	31.506	136.393	339.696	2.112.367
9017800000	Other instruments micrometerscallipers&gauges	170.376	475.448	974.049	2.154.279
9017902000	Parts&acc.of app.for the project/drngof circ.patt.on sens.subs'tes for PCB	210	458	1.104	1.809
9017903000	Parts&acc.of photo plotters for themanufac. of PCB/PWBs	395	395	1.425	1.425
9017904000	Parts&acc.incl.PCA of plotters whetheri/o units of head 84.71/of head 90.17	0	1.164	0	2.844
9017909000	Parts and accessories of otherinstruments	421	4.696	39.488	234.224
9018110000	Electro-cardiographs	1.020	11.734	20.433	336.612
9018120000	Ultrasonic scanning apparatus	631	11.191	144.889	1.439.408
9018130000	Magnetic resonance imagingapparatus	297	8.823	14.680	731.606
9018140000	Scintigraphic apparatus	0	585	0	125.196
9018190000	Other electro-diagnostic apparatus	33.891	197.471	1.109.944	7.883.363
9018200000	Ultra-violet/infra-red ray apparatus	114	18.989	500	547.370
9018311000	Disposable syringes	55.168	498.222	353.324	3.404.839
9018319000	Other syringes, with/without needles	45.530	259.739	1.008.977	3.002.484
9018320000	Tubular metal needles and needles forsutures	64.318	277.543	397.654	2.261.190
9018391000	Oth. catheters	6.454	35.170	151.567	1.026.433
9018392000	Oth.tubular metal needles and needlesfor sutures	1.085	3.722	4.256	65.079
9018399000	Other instruments and appliances,used in dental science	183.800	1.302.030	1.472.446	9.624.376
9018410000	Dental drill eng.,whether/not comb.on a single bs with oth dental equip.	249	394	22.306	41.779
9018490000	Oth.dental drill eng.,whether/not comb.on a single bs with oth dental equip.	1.364	36.268	20.881	135.032
9018500000	Other ophthalmicinstruments&appliances	659	6.760	53.118	445.434
9018902000	Intravenous administration set (adult)	31	20.769	3.817	561.119
9018903000	Electronic instruments and appliances	5.671	17.168	777.565	1.684.573
9018909000	Other instruments&appliances inmedical	258.809	1.527.959	3.118.219	18.525.380
9019101000	Electr. mechano-therapy appl.massageapparatus	41.720	196.599	279.570	2.607.024
9019109000	Oth. electr. mechano-therapy appl.massage app.	12.153	96.093	127.312	918.897
9019200000	Ozone therapy,oxygen therapy, aerosoltherapy, artificial respiration/other	12.818	51.304	192.346	728.907
9020000000	Oth breathing appl.&gas masks, excl.protec.masks having neith. mech'l part	98.805	181.190	155.681	3.805.950
9021100000	Orthopaedic/fracture appliances	3.244	66.849	16.385	310.497
9021210000	Artificial teeth	28	261	2.287	6.769
9021290000	Other artificial teeth	0	187	0	3.552
9021390000	Other artificial joints	0	1.109	0	51.224
9021400000	Hearing aids, excluding parts andaccessories	207	1.230	109.092	1.323.108
9021500000	Pacemakers for stimulating heartmuscles,excluding parts&accessories	0	48	0	55.610
9021900000	Oth appl.which are worn/carried/implan in the body,to comp'ate for a defect	22.301	47.952	9.986.091	29.100.794
9022120000	Computed tomography apparatus	2.898	27.198	106.608	988.922
9022130000	Oth. computed tomography apparatusfor dental use	4.989	6.071	136.208	174.538
9022140000	Oth. computed tomography apparatusfor medical, surgical/veterinary uses	7.709	43.241	273.745	1.529.561
9022191000	X-ray app for the physical inspectionof solder joints on PCB/PWB assemblies	0	9.275	0	270.471
9022199000	X-ray apparatus for other uses	7.046	54.349	166.259	1.819.965
9022210000	Alpha,beta/gamma radiations app formedic.surgical,dental/veterinary uses	2.516	35.005	56.983	1.058.884

I.3. IMPOR MENURUT KOMODITI / IMPORT BY HS COMMODITY
***** MEI / MAY 2009 *****

HS	Uraian Komoditi Commodity Description	Berat Bersih / Net Weight (Kg)		Nilai / Value C.I.F (US\$)	
		Bulan ini Current Month	Kumulatif Cum.Jan. to date	Bulan ini Current Month	Kumulatif Cum.Jan. to date
9022290000	Alpha, beta/gamma radiations apparatus for other uses	323	2.015	82.476	253.931
9022300000	X-ray tubes for medical, surgical, /veterinary uses	177	1.126	71.709	403.883
9022901000	Parts&acc.of x-ray app f the physicalinspec.of solder joints on PCAs	0	3.839	0	13.340
9022909000	Parts & accessories for other x-ray, alpha, beta/gamma radiations apparatus	488	17.597	130.940	785.495
9023000000	Instrum. app.&models,for demonstra'nalpurp.(exam. in education/exhibitions)	36.568	194.722	6.120.165	10.920.868
9024101000	Machines and appliances for testingmetals, electrically operated	5.588	21.932	78.939	394.429
9024109000	Machines and appliances for testingmetals, non-electrically operated	4.636	23.581	110.622	386.464
9024801000	Machines & appliances for testingother material, electrically operated	3.085	24.310	353.997	1.192.432
9024809000	Machines & appliances for testing othermaterial, non-electrically operated	17.939	48.469	110.894	1.666.610
9024901000	Parts&acc. for elec. operated machinesand appliances for testing materials	110	12.932	14.712	577.980
9024902000	Parts&acc.for non-elect'ly operatedmachines&appl. for testing materials	28	2.732	3.900	328.348
9025110000	Thermometers&pyrometers not combinedwith oth instruments, liquid filled	1.061	41.169	12.421	279.376
9025191000	Thermometers&pyrometers not combinedwith oth instruments, electrical	20.377	100.499	229.282	1.569.541
9025192000	Thermometers&pyrometers not combinedwith oth instruments, non electrical	3.463	15.739	82.860	353.528
9025801000	Temperature gauges for motor vehicles	1.114	7.328	5.561	84.445
9025802000	Oth. temperature gauges for motor vehic.electrical	5.507	41.640	149.479	1.053.035
9025803000	Oth. temperature gauges for motor vehic.non electrical	3.192	32.273	20.283	408.792
9025901000	Parts and accessories for electricallyoperated instruments	821	9.204	81.357	223.375
9025902000	Parts & accessories for non-electrically operated instruments	777	4.597	21.366	116.465
9026101000	Level gauges for motor vehicleselectrically operated	21.390	42.074	192.436	486.102
9026102000	Level gauges for motor vehicles notelectrically operated	8.149	69.144	141.462	456.710
9026103000	Oth measur/checking the flow/level ofliquids instrum.,elec.oprt	65.133	187.320	1.105.932	5.577.436
9026109000	Oth measur/checking the flow/level ofliquids instrum.,not elec.op	19.424	152.727	239.215	1.694.902
9026201000	Pressure gauges for motor vehicles,electrically operated	4.333	36.275	47.417	1.094.548
9026202000	Pressure gauges for motor vehicles,not electrically operated	6.009	26.190	49.949	256.682
9026203000	Other measuring/checking pressureinstruments, electrically operated	56.344	229.830	786.205	6.080.305
9026204000	Other measuring/checking pressureinstruments, not electrically operated	11.340	71.636	399.245	1.243.613
9026801000	Oth instruments/app. for measuring, electrically operated	47.948	384.010	1.235.822	4.964.392
9026802000	Oth instruments/app. for measuring,not electrically operated	47.385	179.404	785.494	2.291.423
9026901000	Parts&acc. for electrically operatedinstruments and apparatus	21.618	104.774	1.242.429	4.725.752
9026902000	Parts&acc.for nn-electrically operatedinstruments and apparatus	13.774	91.544	564.196	3.337.713
9027101000	Gas/smoke analysis apparatus, electrically operated	4.624	18.350	856.293	2.088.933
9027102000	Gas/smoke analysis apparatusnot electrically operated	425	4.159	17.182	243.053
9027201000	Chromatographs&elektrophoresis instrum, electrically operated	145	17.353	35.924	438.244
9027202000	Chromatographs&elektrophoresis instrum, not electrically operated	657	5.123	49.904	315.265
9027301000	Spectrometers,sp.photometers&sp.graphsuse optic radiat,elect'ly operated	10.383	18.396	346.214	1.159.585
9027302000	Spectrometers,sp.photometers&sp.graphsuse optic radiat,nt-elect'ly operated	989	5.573	62.552	382.538
9027501000	Oth instrum.&app.using optic radiat'ns(uv, visible, ir), elect'ly operated	1.610	21.669	388.168	2.405.784
9027502000	Oth instrum.&app.using optic radiat'ns(uv,visible,ir),not-elect'ly operated	58	10.512	3.413	619.509
9027801000	Exposure meters	642	2.339	70.762	190.149
9027802000	Coagulometers	239	3.885	13.833	325.982
9027803000	Other instruments and apparatuselectrically operated	4.550	113.823	426.485	3.034.932
9027804000	Other instruments and apparatusnot electrically operated	599	62.123	15.561	1.128.058
9027901000	Parts&acc.includg PCA of h 90.27,othfor gas/smoke analysis app.µtomes	335	19.067	44.987	405.286
9027909100	Parts&acc. of gas/smoke analysis app.and microtomes, electrically operated	146	8.178	17.355	305.189
9027909900	Parts&acc. of gas/smoke analysis app.µtomes,not-electrically operated	5.441	90.742	195.695	1.495.959
9028101000	Gas meters of a kind mounted in gascontainers	5.383	33.761	8.189	122.511
9028109000	Other gas meters of kind mountedin gas containers	3.998	20.173	181.564	614.664
9028201000	Totalizing water meters	78.870	317.848	202.684	863.147
9028209000	Other liquid meters	10.139	62.839	432.807	1.062.242
9028301000	Kilowatt hour meters	87.207	148.813	2.752.620	4.592.371
9028309000	Other electricity meters	35.007	118.907	152.327	747.923
9028901000	Water meter housings/bodies	3.626	17.311	121.069	221.005
9028909000	Oth parts&accessories of gas, liquid/electricity supply/production meters	350.106	1.338.703	3.040.661	11.018.909
9029102000	Taximeters	286	908	716	3.933
9029109000	Mileometers, pedometers and the like	3.847	27.198	78.109	446.347
9029201000	Speedometer for motor vehicles	32.615	133.849	391.439	1.707.360
9029202000	Tachometers for motor vehicles	13.970	55.216	206.838	705.517
9029209000	Oth speed indicators&tachometers;stroboscopes	32.909	153.591	1.051.040	3.797.029
9029901000	Parts&acc.of goods of sub h 9029.10/of stroboscopes of subheading 9029.20	42.761	387.835	604.773	2.974.306
9029902000	Parts and accessories of goods ofsubheading 9029.20	65.734	350.649	1.960.752	9.536.394
9030100000	Instruments & apparatus for measuring/detecting ionising radiations	140	7.052	16.942	1.151.412
9030200000	Cathode-ray oscilloscopes &cathode-ray oscillographs	12.691	21.082	341.566	688.020
9030310000	Multimeters without a recording device	9.021	51.875	76.027	441.433
9030320000	Multimeters with a recording device	52	5.861	2.020	143.434
9030331000	Instruments and apparatus for measuring/check voltage without a rec. device	7.460	18.895	144.498	2.327.906
9030332000	Impedance-measuring instruments andapparatus designed to provide visual	642	2.019	32.187	54.339
9030333000	Ammeters and voltmeters for motorvehicles	2.446	9.256	13.653	84.144
9030339000	Oth instr&app for meas'g/check.voltagecurr.resist./power,w/o record. device	60.484	130.529	276.878	965.135
9030390000	Other heading 90.30with a recording device	7.071	50.294	191.186	1.998.996
9030400000	Other instruments and apparatus,designed for telecommunications	70	4.907	3.438	977.018
9030821000	Wafer probers	51	129	1.743	12.814
9030829000	Oth instrum.&app.for measuring/checking semiconductor wafers/devices	661	51.065	12.243	1.410.442
9030841000	Instruments & app., with a recordingfor measure, check electrical quantities	10.449	11.093	2.607.455	2.768.184

I.3. IMPOR MENURUT KOMODITI / IMPORT BY HS COMMODITY
***** MEI / MAY 2009 *****

HS	Uraian Komoditi Commodity Description	Berat Bersih / Net Weight (Kg)		Nilai / Value C.I.F (US\$)	
		Bulan ini Current Month	Kumulatif Cum.Jan. to date	Bulan ini Current Month	Kumulatif Cum.Jan. to date
9030849000	Oth instru. and app., with a recordingfor measure, check electrical quantities	106	3.940	7.974	345.500
9030891000	Instru.&app.s,w/o recording device forgoods other than subheading 9030.39	2	874	2	30.910
9030899000	Other instruments & apparatus,without recording device	6.711	50.525	852.559	1.809.565
9030901000	Parts&accessories including PCA ofgoods of subhead 9030.40&9030.82	2.862	9.895	81.108	478.013
9030902000	Parts&acc. of instrum.&app for measure/check elect'al quantities on PCB&PCAs	64	3.874	13.378	602.525
9030903000	Parts&acc.of optical instrum.&appl.for measuring/checking PCB/PWBs&PCAs	417	1.958	23.123	518.818
9030909000	Other parts&accessories of goods ofhead 90.30	44.520	82.682	3.333.255	5.327.976
9031101000	Machines for balancing mechanicalparts, electrically operated	25.104	127.311	543.965	1.743.121
9031102000	Machines for balancing mechanicalparts, not electrically operated	5.907	31.876	21.034	117.609
9031201000	Test benches, electrically operated	14.690	35.347	149.257	1.041.744
9031202000	Test benches,not electrically operated	1.414	11.317	20.740	96.074
9031410000	Oth optical instrum.&appl.for inspec.s.cond.wafers/devices/p.masks/reticles	1.717	1.939	98.349	167.559
9031491000	Optic' instrum&appl.for measur surfaceparticulate contamn. on s.cond. wafers	0	444	0	175.281
9031493000	Optical instrum.&appl. for measuring/checking PCB/PWBs&PCAs	0	429	0	49.287
9031499000	Other optical instruments andappliances for other purposes	3.277	36.724	131.308	1.419.115
9031801100	Cable test equipment, electricallyoperated	10.343	89.031	262.257	2.188.292
9031801900	Cable test equipment, not electricallyoperated	2.129	3.411	244.737	318.774
9031809200	Other instruments, appliances&machinesof head 90.31, electrically operated	55.707	257.683	1.658.672	8.868.162
9031809900	Other instruments, appl.&machines ofhead 90.31, not electrically operated	7.005	99.449	220.957	3.389.666
9031901100	Parts&acc.incl.PCA of optical instrum.&appl.for inspecting s.cond. wafers	167	21.418	111.871	506.431
9031901200	Parts&acc.of optical error verifc.&repair app.for PCB/PWBs&PCAs	22	1.697	7.280	32.280
9031901300	Parts&acc.of optic. microscopes fittedw/equip.for hand&trans.of s.cond wafer	100	107	11.055	13.527
9031901900	Parts&accessories for otherelectrically operated equipment	7.328	47.482	637.278	1.591.227
9031902000	Parts&accessories for non-electricallyoperated equipment	5.692	16.705	44.210	400.494
9032101000	Thermostats, electrically operated	47.888	263.569	479.240	2.581.557
9032102000	Thermostats, not electrically operated	7.229	29.188	48.489	212.476
9032201000	Manostats, electrically operated	459	4.793	13.801	166.209
9032202000	Manostats, not electrically operated	1.146	16.810	3.563	47.463
9032810000	Hydraulic/pneumatic regulating/ctrlinginstruments and apparatus	3.682	208.471	100.646	1.186.355
9032891000	Instru.&app.fitt.with anautomatic dataprocess.mach. for controll the propul.	781	8.213	67.574	223.764
9032892000	Automatic instrum.&app for controllingchem./electro-chem.solutions in PCA/PWB	137	758	37.652	51.402
9032893100	Automatic regulating voltage units(stabilizers)	109.245	461.121	419.639	1.196.951
9032893900	Oth automatic regulating/controllinginstrum.&app., electrically operated	30.561	244.237	768.161	4.450.674
9032899000	Oth automatic regulating/controllinginstrum.&app.not electrically operated	215.879	540.528	2.564.845	10.476.204
9032901000	Parts and accessories of goods ofsubheading 9032.89.10	25	375	14.573	154.381
9032902000	Parts and accessories of goods ofsubheading 9032.89.20	6.051	9.504	9.790	26.386
9032903000	Parts and accessories of other goods,electrically operated	14.316	55.909	242.535	1.019.664
9032909000	Parts and accessories of other goods,not electrically operated	20.622	125.271	385.621	2.769.366
9033001000	Parts&acc. for machines,appl.,instrum.of chapter 90 for elect'y operated	39.704	110.397	563.565	3.291.782
9033002000	Parts&acc. for mach.appl.,instrum.ofchap. 90 for not electrically operated	58.160	190.505	287.286	1.807.158
9101110000	Elec'ly wrist-watches,whether/not withastopwatch fact'y,w mech.display only	1.118	5.379	177.231	635.944
9101190000	Elec'ly wrist-watches,whether/not withastopwatch facility,with oth display	2.018	9.425	41.100	699.365
9101210000	Other wrist-watches, whether/not withastop-watch fact'y,w automatic winding	0	475	0	3.457
9101290000	Oth wrist-watches,whether/not withastop-watch fact'y,w non auto. winding	0	53	0	30.009
9101990000	Other wrist-watches, not electricallyoperated	130	17.513	159	25.990
9102110000	Elec'ly wrist-watches oth head 91.01,wh'er/not w astop.w. fact,w/mech.dspl	2.378	18.066	190.013	756.511
9102120000	Elec'ly wrist-watches oth head 91.01,w/nw a s.watch fact'y,w op-elec.displ	87	2.024	2.370	55.117
9102190000	Elec.ly wrist-watches othh91.0,whether/not w/astopwatch fact,w/oth display	26.355	87.347	149.744	470.092
9102210000	Oth wrist-watches oth h91.01, whether/nt with a s.watch fact'y,w/autom.wndg	8.559	109.607	54.609	428.842
9102290000	Oth wrist-watches oth h91.01, whether/nt w/a s.watch fact'y,w/n.autom.wndg	29.414	114.406	65.567	411.914
9102911000	Stop-watches, electrically operated	0	2.015	0	5.451
9102919000	Other wrist-watches oth head 91.01,electrically operated	2.459	26.017	7.052	86.280
9102990000	Other wrist-watches oth head 91.02,electrically operated	72.231	249.681	172.102	1.062.701
9103100000	Clocks with watch movements, excludingclocks ofh91.04.,electrically operated	0	73	0	184
9103900000	Clocks with watch movements, excludingclocks ofh91.04.,not elec'ly operated	1.075	5.551	6.045	12.840
9104001000	Instrument panel clocks & clocks of asimilar type, for vehicles	2.245	13.442	115.684	825.891
9104002000	Instrument panel clocks & clocks of asimilar type, for aircraft	0	1	0	1.767
9104003000	Instrument panel clocks & clocks of asimilar type, for vessels	1	10	20	144
9105110000	Alarm clocks, electrically operated	3.966	36.204	12.378	218.754
9105190000	Alarm clocks,not electrically operated	16.539	101.538	40.765	250.785
9105210000	Wall clocks, electrically operated	7.643	36.123	21.744	102.077
9105290000	Wall clocks, not electrically operated	34.529	142.179	101.414	506.021
9105910090	Oth. Clocks, electrically operated	954	3.641	1.970	14.035
9105990010	Oth. marine and similar chronometers(oth. than clocks of heading 91.04)	0	26	0	379
9105990090	Oth. Clocks, not electrically operated	0	11.008	0	48.387
9106100000	Time-registers; time-recorders	4.676	45.490	29.711	200.371
9106900000	Oth time record.&intervals of time appw/clock/watch move./with synchron.mtr	13.006	78.540	134.932	571.560
9107000000	Time switches with clock/watchmovement/with synchronous motor.	21.454	52.258	263.744	549.931
9108110000	Watch move., comp.&assem. with mech.display only, electrically operated	0	126	0	173
9108190000	Other watch movements, complete &assembled, electrically operated	8.517	9.022	563.524	567.854
9108200000	Watch move., comp.&assem. with mech.-with automatic winding	0	22	0	2.455
9108900000	Other watch movements, complete &assembled, not electrically operated	1	11	2	760
9109110000	Clock movements of alarm clocks,compl.and assembled, electrically operated	0	840	0	3.422
9109190000	Clock movements of oth clocks, compl.&assembled, electrically operated	2.600	20.366	11.496	75.849

I.3. IMPOR MENURUT KOMODITI / IMPORT BY HS COMMODITY
***** MEI / MAY 2009 *****

HS	Uraian Komoditi Commodity Description	Berat Bersih / Net Weight (Kg)		Nilai / Value C.I.F (US\$)	
		Bulan ini Current Month	Kumulatif Cum.Jan. to date	Bulan ini Current Month	Kumulatif Cum.Jan. to date
9109900000	Clock movements, complete and assembled, not electrically operated	98	18.099	1.618	49.398
9110110000	Complete movements, unassembled/partly assembled (movement sets) of watches	2.690	25.579	37.757	161.679
9110190000	Rough movements of watches	0	2.571	0	893
9110900000	Oth. compl/incomplete movements, unassembled or assembled (movement sets) of clo	0	12.564	0	61.760
9111200000	Watch cases of base metal, whether or not gold/silver-plated	312	9.148	973	29.511
9111800000	Other watch cases	1.604	14.358	10.442	87.775
9111900000	Parts of watch cases	795	4.405	1.997	9.767
9112200000	Clock cases and cases of a similar type for other goods of this chapter	1	708	2	2.569
9112900000	Part of clock cases & cases of a similar type for other goods of this chapter	19	726	309	3.683
9113100000	Watch straps, watch band & watch bracelets of precious metal of metal clad w/prec.mtl	0	1	0	1.356
9113200000	Watch straps, watch bands & bracelets, of base metal, whether not gold/s plated	699	4.710	1.713	17.016
9113900000	Other watch straps, watch bands & watch bracelets	9.479	41.752	38.591	202.177
9114100000	Springs, including hair-springs of clock/watch	0	933	0	1.505
9114200000	Jewels of clock/watch	0	16	0	67
9114300000	Dials of clock/watch	661	2.404	2.115	8.424
9114400000	Plates and bridges of clock/watch	0	6.392	0	10.377
9114900000	Other parts of clock/watch	16.578	57.139	44.739	207.040
9201100000	Upright pianos	20.706	110.677	90.437	611.356
9201200000	Grand pianos	5.320	32.651	46.589	243.469
9201900000	Oth pianos, including automatic pianos; harpsichords & oth keybrd string instr.	105	114.204	751	252.127
9202100000	String musical instruments played w/a bow	148	20.381	703	155.335
9202900000	Other string musical instruments played	7.985	97.518	36.153	655.841
9205100000	Brass-wind instruments	6.682	13.934	64.167	116.310
9205901000	Keyboard pipe organ; harmonium & similar keyboard instrum with free metal reeds	17.378	25.679	59.623	391.458
9205909000	Oth. keyboard pipe organs, harmoniums with free metal reeds	8.609	108.801	9.619	832.166
9206000000	Percussion musical instruments (for exp, drum, xylophones, cymbals, castanets)	75.461	209.117	336.236	938.645
9207100000	Keyboard instruments, other than accordions	12.753	122.481	180.430	1.163.054
9207900000	Oth musical instruments, the sound is produced/must be amplified, electrically	3.294	51.565	25.505	341.009
9208100000	Musical boxes	5.201	17.556	68.137	141.220
9208901000	Decoy calls, call horns & other mouthblown sound signalling instruments	830	1.502	2.578	5.759
9208909000	Oth musical instruments not falling within any oth heading of this chapter	796	11.516	1.473	147.524
9209300000	Musical instrument strings	20.089	81.453	250.729	1.148.042
9209911000	Strung backs, keyboards and metal frames for upright pianos	106.685	501.649	359.041	3.671.946
9209919000	Other parts and accessories for pianos	175.953	1.313.683	1.874.160	9.018.354
9209920000	Parts & accessories for the musical instruments of heading 92.02	34.377	387.139	404.787	3.752.374
9209940000	Parts & accessories for the musical instruments of heading 92.07	37.675	292.186	716.334	4.431.750
9209990000	Parts & accessories for other musical instruments	153.664	365.434	6.032.384	12.975.031
9301110000	Artillery weapons (for example, guns, howitzers & mortars), self-propelled	59	1.382	7.186	34.645
9301190000	Artillery weapons (for ex.guns, howitzer & mortars), not self-propelled	27	3.013	2.450	1.713.027
9301200000	Rocket launchers; flame-throwers; grenade launchers; torpedo tub & sim. projectors	15	15	201	201
9301900000	Oth military weapons, other than revolvers, pistols & the arms of heading 93.07	0	3.896	0	3.642.062
9302000000	Revolvers and pistols, other than those of heading 93.03/93.04.	270	1.032	14.703	125.954
9303100000	Muzzle-loading firearms	126	139	293	332
9303309000	Oth sporting/target-shooting rifles	0	70	0	3.922
9303900000	Oth firearms & sim. device which operate by the firing of an explosive charge	9	230	722	20.209
9304009000	Oth arms (for example, spring, air/gas guns & pistols), excl. those of heading 93.07	215	676	2.420	9.142
9305100000	Parts and accessories of revolvers/pistols	0	45	0	104.356
9305219000	Shotgun barrels of other shotguns	0	314	0	6.278
9305299000	Other parts and accessories of other shotguns	0	26	0	508
9305910000	Parts and accessories of military weapons of heading 93.01	0	28	0	20.045
9305999000	Parts and accessories of other arms	0	154	0	3.137
9306210000	Cartridges for shotgun and air gun	1.752	9.876	12.717	37.992
9306290000	Parts of cartridges, gun pellets	495	3.773	708	25.451
9306302000	Cartridges for riveting/similar tools or for captive-bolt humane killers and	0	341	0	15.811
9306309000	Other cartridges and parts thereof use for other arms	1.193	2.356	51.974	117.150
9306900000	Other cartridges, missiles and similar munitions of war & parts thereof	0	15.403	0	105.981
9307000000	Swords, cutlasses, bayonets, lances & similar arms & parts thereof & scabbards	0	64	0	26
9401100000	Seats of a kind used for aircraft, convertible into beds	5.378	8.667	12.105	148.546
9401200000	Seats of a kind used for motor vehicles, convertible into beds	5.012	39.756	55.264	419.033
9401300000	Swivel seats with variable height adjustment	227.037	745.111	560.276	2.049.938
9401400000	Seats other than garden seats/camping	71.784	214.448	164.456	532.207
9401510010	Seats of rattan	2.009	7.907	186	26.241
9401510090	Other seats of rattan	0	33.247	0	130.781
9401590000	Other seats of bamboo/rattan	1.652	2.401	1.701	3.638
9401610000	Upholstered	114.758	411.753	313.325	1.277.411
9401690000	Other upholstered	63.258	306.870	199.252	833.267
9401710000	Other seats, with metal frames, upholstered	282.005	958.474	678.432	2.528.990
9401790000	Other seats, with metal frames, not upholstered	130.553	821.978	196.585	1.449.719
9401801000	Baby walkers	14.629	33.364	46.621	120.708
9401809000	Other seats	75.610	372.585	152.098	745.437
9401901010	Parts of aircraft seats of plastics	956	11.359	80.442	184.794
9401901090	Oth parts of aircraft seats of plastics	318	697	3.972	10.434
9401902000	Parts of baby walkers	10	57	27	573
9401909100	Parts of seats of goods of subheading 9401.20.00/9401.30.00	158.930	589.324	1.122.109	3.587.499

I.3. IMPOR MENURUT KOMODITI / IMPORT BY HS COMMODITY
***** MEI / MAY 2009 *****

HS	Uraian Komoditi Commodity Description	Berat Bersih / Net Weight (Kg)		Nilai / Value C.I.F (US\$)	
		Bulan ini	Kumulatif	Bulan ini	Kumulatif
		Current Month	Cum.Jan. to date	Current Month	Cum.Jan. to date
9401909910	Oth.of goods of subheading of plastic9401.20/9401.30	30.035	72.341	53.766	176.760
9401909990	Oth.of goods of subheading9401.20/9401.30	309.096	1.285.777	1.741.540	6.783.771
9402101000	Dentists' chairs	42.804	139.440	330.859	983.358
9402103000	Barbers' and hairdressers' chairs andparts	15.579	85.915	53.958	216.298
9402109000	Other dentists, hairdressers & barberschairs and part thereof	15.140	45.435	11.484	66.701
9402901000	Fumtr.designed for medical,surgical/veterinary surg.purp.&parts thereof	18.381	98.095	60.810	532.611
9402909000	Oth. fumtr.design for medical,surgical/veterinary surg.purp.&parts thereof	36.775	167.626	178.316	1.074.730
9403100000	Mtl furniture of a kind used in office	97.420	397.648	153.402	741.621
9403200000	Other metal furniture	561.133	2.146.975	720.893	3.374.732
9403300000	Wooden furniture of a kind usedin offices	405.959	948.464	483.498	1.354.583
9403400000	Wooden furniture of a kind usedin the kitchen	86.722	281.395	65.133	307.956
9403500000	Wooden furniture of a kind usedin the bedroom	502.288	2.474.583	578.404	3.853.548
9403600000	Other wooden furniture	479.286	1.877.102	731.276	2.868.076
9403700000	Furniture of plastics	59.416	642.284	139.755	606.032
9403810010	Bedroom, dining room/living room sets ofrattan	0	2.821	0	4.240
9403810020	Bedroom, dining room/living room sets ofother materials	18.768	83.595	16.569	60.723
9403810090	Other furniture of bamboo or rattan	19.238	35.971	42.289	129.584
9403890010	Bedroom, dining room/living roomsets of other materials	38.088	108.451	40.634	149.919
9403890020	Oth furniture of a kind used in parks,garden/vestibules	19.271	28.399	11.938	37.460
9403890030	Fume cupboards for use in medical lab.of cane,osier,bamboo/similar materials	216	26.421	1.192	62.660
9403890090	Other furniture	103.346	547.655	159.206	994.783
9403900000	Parts of other furniture	276.505	1.345.669	440.997	1.984.972
9404100000	Mattress supports	76	14.897	1.302	47.745
9404210000	Mattresses of cell. rubber/plastics,whether/not covered	19.619	38.361	122.114	170.103
9404291000	Mattress springs of other materials	9.486	45.068	49.445	141.387
9404292000	Mattress of hyperthermia/hyphothermiatype of other materials	0	1	0	5.900
9404299000	Other mattress of other materials	54.365	587.352	36.740	362.170
9404300000	Sleeping bags	134	4.102	120	21.929
9404901000	Quilts, bedspreads and mattressprotectors	11.596	23.831	64.250	199.648
9404909000	Other articles of bedding and similarfurnishing	31.298	100.746	181.231	452.142
9405102000	Surgical lamps of ceiling/walllighting fittings	0	3.419	0	25.643
9405103000	Spotlights of ceiling/wall lightingfittings	41.351	153.118	153.379	758.529
9405109000	Oth chandeliers&oth elec ceiling/walllight.fittng,exc.of apublic spac.light	297.042	1.711.162	1.283.713	7.038.316
9405201000	Surgical lamps of electric table,desk,bedside/floor-standing lamps	0	151	0	10.381
9405209010	Elect. table of spotlights	2.384	39.440	4.349	86.717
9405209090	Oth. elect. table, desk	190.917	574.949	471.656	1.797.139
9405300000	Lighting sets of a kind used forchristmas trees	21.682	29.335	57.059	70.242
9405401000	Surgical lamps, incl. operat lights;pilot lamp assem for elec.-thermic dom	128	1.564	7.605	106.629
9405402000	Searchlights	123	734	2.624	5.099
9405404000	Oth. electr. lamps of spotlights	16.007	78.456	75.349	323.508
9405405000	Street lamps/lanterns	57.086	76.652	240.046	354.960
9405406000	Other exterior lighting, other thanstreet lamps/lanterns	11.057	40.297	181.300	464.018
9405407000	Non-flashing aerodrome beacons;lampsfor railwayloc.aircraft,ships ofbs mtl	5.562	15.786	3.399	19.672
9405408000	Pilot lamp assemblies for electrodomestic appliances of heading 85.16	0	315	0	5.045
9405409010	Fibreoptic operation headlights	469	2.247	10.951	56.083
9405409090	Oth electric lamps,including oth eleclamps&lighting fittings of wood	42.778	232.724	206.165	1.715.950
9405501100	Non elect. lamps&lighting fittings -of brass, for religius rites	13	314	1.257	2.358
9405501900	Oth. non elect. lamps&lighting fittings	0	169	0	67
9405504010	Hurricane lamps of base metal	46.288	78.279	54.243	83.989
9405504090	Other hurricane lamps	24.396	38.494	19.357	33.752
9405509011	Oil lamps of brass, used for relig.rites	1.402	1.473	10.109	11.792
9405509012	Oil lamps of other base metal,or of wood	756	760	2.658	2.872
9405509020	Miners lamps and quarrymens lamps	32	738	1.548	12.652
9405509090	Other miners lamps & quarrymenslamps	730	4.296	16.875	61.174
9405601000	Property protection warning signs,street name plates,road&traffic signs	925	32.520	16.737	125.066
9405609010	Property protection warning signs,of stone/ceramic	1	330	69	1.598
9405609090	Other property protection warningsigns	5.793	62.808	52.770	474.788
9405911000	Parts of glass for surgical lamps	0	1.528	0	8.374
9405912000	Parts of glass for spotlights	84	7.265	185	55.322
9405914000	Glass globes and chimneys for otherlamps	1.457	12.090	771	15.425
9405919000	Parts of glass of other lamps	69.623	252.179	130.371	505.472
9405921000	Parts of plastics for surgical lamps	62	62	57	57
9405922000	Parts of plastics for spotlights	0	1.920	0	9.979
9405929000	Parts of plastics for other lamps	146.905	704.071	301.747	1.176.215
9405991000	Lampshades of textile materials	3	5.044	17	14.142
9405999010	Frames for miners/quarrymenslamps	0	2.060	0	75.926
9405999090	Other, for the miners lamps, surgical	42.605	321.972	94.323	895.229
9406009200	Other prefabricated buildings of wood	110	6.407	362	78.365
9406009400	Other prefabricated buildings of iron/steel	1.092.551	1.887.484	4.573.369	7.260.657
9406009900	Other prefabricated buildings of othermaterials	71.060	700.346	140.056	5.427.412
9503001000	Tricycles, scooters, pedal cars andsimilar wheeled toys; dolls carriages	167.360	356.899	458.841	968.866
9503002100	Dolls, whether/not dressed	62.281	369.099	235.239	1.339.036
9503002200	Garments and garments accessories;footwear and headgear	1.037	4.674	76.446	116.858
9503002900	Other garments and garm. accessories;footwear and headgear	19.548	86.377	1.747.730	2.184.315

I.3. IMPOR MENURUT KOMODITI / IMPORT BY HS COMMODITY
***** MEI / MAY 2009 *****

HS	Uraian Komoditi Commodity Description	Berat Bersih / Net Weight (Kg)		Nilai / Value C.I.F (US\$)	
		Bulan ini Current Month	Kumulatif Cum.Jan. to date	Bulan ini Current Month	Kumulatif Cum.Jan. to date
9503003000	Electric trains, includ tracks, signalsand other accessories therefor	4.757	17.467	35.545	87.028
9503004100	Model aircraft assembly kits	3.682	10.562	47.852	83.732
9503004900	Other model aircraft assembly kits	46.664	727.405	723.913	2.740.303
9503005000	Other construction sets&constructionaltoys, of materials other than plastics	11	40.360	234	629.259
9503006000	Stuffed toys representing animals/non-human creatures, puzzles	307	23.812	3.004	139.164
9503007100	Toys of jigsaw/picture puzzles	7.574	13.597	28.471	45.261
9503007900	Other toys of jigsaw/picture puzzles	49.161	150.155	271.547	973.192
9503009100	Numerical, alphabetical/animalblock/cut-outs; word builder sets;	8.343	27.211	36.877	85.210
9503009200	Skipping ropes	3.042	6.079	22.992	29.084
9503009300	Marbles	431.638	1.939.436	90.860	323.220
9503009900	Other of goods of sub heading95.03.00.9	1.082.025	3.493.515	3.421.416	9.833.539
9504100000	Video games of a kind used with atelevision receiver	91.957	407.525	278.135	1.212.472
9504202000	Tables for billiards of all kinds	23.000	57.689	5.400	22.915
9504209000	Other articles and accessories forbilliards	208	72.542	431	45.516
9504300000	Oth games, operated by coins, banknotesbank cards, tokens/by other means	53.688	300.590	221.213	931.713
9504400000	Playing cards	67.038	304.689	90.245	300.220
9504901000	Bowling requisites of all kind	311	6.300	784	45.607
9504902000	Darts and parts and accesories of darts	10	274	47	1.294
9504903900	Other tables designed for use withcasino games	1.377	3.932	1.512	4.105
9504909100	Tables designed for games	0	4.457	0	8.434
9504909900	Other tables designed for games	4.692	52.517	9.419	171.584
9505100000	Articles for christmas festivities	23.772	68.683	77.827	257.716
9505900000	Festive,carnival/oth enternr.articlesincl conjuring tricks & novelty jokes	38.829	108.054	202.136	419.921
9506110000	Skis of snow-skis	0	152	0	2.110
9506120000	Ski-fastenings (ski-bindings)	0	18	0	252
9506190000	Other snow-ski equipment	16.694	89.766	27.192	169.783
9506210000	Sailboards	0	425	0	15.510
9506290000	Other water-skis, surf-boards,sailboards& oth water-sport equipment	2.255	30.095	6.006	118.454
9506310000	Clubs for golf, complete	12.448	52.390	132.197	355.742
9506320000	Balls for golf	7.600	40.815	26.320	100.457
9506390000	Other golf equipment	4.357	16.866	12.099	92.898
9506401000	Tables tennis	21.710	47.835	28.685	79.862
9506409000	Oth articles & equip for table-tennis	33.563	79.626	63.389	157.969
9506510000	Art. & equip. for lawn tennis racketswhether/not strung	11.226	29.110	152.044	461.907
9506590000	Oth. art.&equip. for lawn tennis rackets	36.040	178.169	97.698	517.708
9506610000	Lawn-tennis balls	939	6.044	1.864	14.420
9506620000	Inflatable balls	18.172	114.602	61.765	598.221
9506690000	Other balls, other than golf balls &table-tennis balls	11.476	36.350	34.494	127.776
9506700000	Ice skates and roller skates, incl.skating boots with skates attached	5.686	33.768	13.967	113.418
9506910000	Artic.&equip. for general physicsexercise, gymnastics/athletics	326.601	1.446.927	716.894	3.552.733
9506992000	Bows and arrows for archery;crossbows	0	20	0	5.013
9506993000	Nets, cricket pads, shinguards andsimilar articles	3.012	29.863	7.731	94.703
9506995010	Shuttlecocks	1.060	17.736	577	62.184
9506995090	Other articles and equipment for sportbut badminton	6.568	77.502	20.940	254.314
9506999000	Oth articles&equipment for oth sports;swimming pools&padding pools	11.695	44.382	29.402	136.471
9507100000	Fishing rods	121.748	340.805	295.270	1.026.946
9507200000	Fish-hooks, whether/not snelled	56.866	166.461	108.315	330.207
9507300000	Fishing reels	50.364	128.599	100.380	256.823
9507900000	Other fishing rods, hooks,/reels	13.767	74.760	248.597	1.344.435
9508100000	Travelling circuses and travellingmenageries	0	33	0	300
9508900000	Roundabouts,swings,shooting galleries&oth fairgrnd amus.; trave. theatres	81.355	321.287	349.311	1.605.268
9601100000	Worked ivory and articles of ivory	410	3.900	15.142	67.319
9601901000	Worked mother-of-pearl/tortoise-shell & articles of the foregoing	260	27.608	14.635	50.801
9601909000	Other worked mother-of-pearl/tortoise-shell & articles of the foregoing	1.809	25.566	35.549	202.467
9602001000	Gelatin capsules for pharmaceuticalproducts	50.023	64.249	537.336	920.719
9602002000	Cigar/cigarette cases, tobacco jars andhousehold ornamental articles	0	1.570	0	4.869
9602009000	Oth worked veget/minrl carving matrl&artic.ofthese matrls;ofwax,stearin,gum	575	5.910	3.573	29.213
9603101000	Brushes consisting of twigs/othersvegetable material bound together	74.654	173.178	136.767	361.784
9603102000	Brooms consisting of twigs/othersvegetable material bound together	34.182	140.361	50.536	189.368
9603210000	Tooth brushes, including dental-platebrushes	109.726	571.724	970.953	4.895.450
9603290000	Shaving brushes, hair brush, nail brush, eyelash o. toilet brush for use on men	20.298	257.011	81.799	735.650
9603300000	Artists' brushes, writing brush&similarbrushes for the applic.of cosmetics	20.779	82.389	117.725	555.233
9603400000	Paint, d istemper, varnish/similarbrushes ; paint pads and rollers	220.856	1.153.484	252.202	1.388.803
9603500000	Other brushes constituting parts ofmachines, appliances/vehicles	19.872	118.433	83.695	627.394
9603901000	Prepared knots and tufts forbroom/brush making	348	25.931	961	44.331
9603902000	Hand-operated mechanical floorsweepers, not motorised	23.749	64.203	47.122	191.762
9603904000	Other brushes	100.222	487.680	103.185	500.676
9603909200	Parts for goods of subheading 9603.90.20	2.188	4.012	6.509	16.372
9603909900	Parts for goods of oth than subheading9603.90.10	81.122	274.301	239.935	809.026
9604001000	Hand sieves and hand riddles of metal	8.340	9.364	37.005	42.115
9604009000	Hand sieves and hand riddles of othermaterial	1.388	3.169	2.536	24.255
9605001000	Travel sets for personal toilet	10.676	23.799	63.965	109.019
9605009000	Travel sets for sewing/shoe/clothes cleaning	4.541	42.022	17.700	236.458
9606100000	Press-fasteners, snap-fasteners andpress-studs and parts therefor	54.716	206.143	806.418	2.976.899

I.3. IMPOR MENURUT KOMODITI / IMPORT BY HS COMMODITY
***** MEI / MAY 2009 *****

H S	Uraian Komoditi Commodity Description	Berat Bersih / Net Weight (Kg)		Nilai / Value C.I.F (US\$)	
		Bulan ini Current Month	Kumulatif Cum.Jan. to date	Bulan ini Current Month	Kumulatif Cum.Jan. to date
9606210000	Buttons of plastics, not covered with textile	107.359	477.582	1.267.472	7.083.677
9606220000	Buttons of base metal, not covered with textile	60.767	252.645	796.347	4.042.325
9606290000	Buttons of other material	87.624	348.595	928.143	3.982.144
9606300000	Button moulds & other parts of buttons; button blanks	6.228	40.625	123.231	623.473
9607110000	Slide fasteners fitted with chainscoops of base metal	68.192	307.501	881.110	4.268.456
9607190000	Other slide fasteners	273.504	931.837	2.648.934	8.801.365
9607200000	Parts of slide fasteners	275.182	1.094.388	1.139.801	4.743.968
9608101000	Ball point pens of plastics	77.088	223.281	131.932	413.408
9608109000	Oth. ball point pens of plastics	160.229	483.581	479.296	1.627.834
9608200000	Felt tipped & other porous-tipped pens & markers	53.663	324.496	197.990	1.037.495
9608310000	Indian ink drawing pens	1	64	125	2.408
9608391000	Fountain pens	18.062	58.854	34.798	272.697
9608399000	Oth. indian ink drawing pens	24.246	67.658	66.043	155.487
9608400000	Propelling/sliding pencils	8.759	39.763	71.035	239.184
9608500000	Sets of articles from two/more of the foregoing subheadings	37.489	62.545	106.631	171.056
9608601000	Refills for ball point pens of plastics comprising the ball point & ink reservoir	546	20.391	7.474	106.275
9608609000	Oth. refills for ball point pens of plastic comprising the ball point & ink reservoir	17.447	50.198	348.851	804.469
9608919000	Pen nibs and nib points of other material	14.642	89.307	566.813	2.777.854
9608991000	Duplicating stylos	5.797	13.687	4.108	14.466
9608999000	Penholders, pencil-holders & similar holder parts of the foregoing articles	53.677	248.562	539.187	2.725.362
9609101000	Black pencils	160.324	611.050	347.984	1.381.216
9609109000	Crayons & other pencils with lead encased in a rigid sheath	172.880	330.618	240.596	486.039
9609200000	Pencil leads, black/colored	34.165	223.370	170.966	1.889.770
9609901000	Slate pencils for school slates	7	6.461	27	13.892
9609903000	Pencils & crayons other than those of subheading 9609.10.00	10.780	57.621	17.376	107.730
9609909000	Pastels, drawing charcoals, tailors' chalks	122.415	350.323	276.353	805.575
9610001000	School slates	15.266	43.496	11.865	36.722
9610009000	Oth slates & boards, with writing/drawings surfaces, whether or not framed for a school	6.038	35.149	38.587	154.285
9611000000	Date, seal/numbering stamps & the like hands operate	11.060	60.625	108.180	298.272
9612101000	Ribbons of textile fabric	24.348	81.022	199.139	592.520
9612109000	Ribbons of other materials	76.358	258.624	589.658	2.459.353
9612200000	Ink-pads	8.385	37.862	122.041	461.473
9613101000	Pocket lighters, gas fuelled, non-refillable of plastics	411.049	1.275.458	689.821	1.684.107
9613109000	Oth. pocket lighters, gas fuelled, non-refillable	188.720	940.408	286.210	1.260.864
9613201000	Pocket lighters, gas fuelled, refillable of plastics	427.846	884.962	540.979	950.080
9613209000	Oth. pocket lighters, gas fuelled, refillable	36.443	123.861	73.437	271.158
9613801000	Piezo-elect lighters for stoves & ranges	12.521	51.299	7.228	62.971
9613802000	Cigarette lighters/table lighter of plastics	0	93	0	153
9613803000	Cigarette lighters/table lighters, other than of plastics	3.630	66.020	60.641	325.035
9613809000	Other lighters	48.853	177.710	162.708	549.854
9613901000	Parts of refilled cartridge/other receptacles	16	22.623	35	46.979
9613909000	Other parts of lighters other than flints and wicks	47.053	232.006	262.735	1.871.188
9614009000	Oth smoking pipes, cigar, cigarette holders and parts thereof	1.999	7.413	10.662	38.652
9615111000	Hair slides and the like of hard rubbers/plastics	76.354	222.813	143.298	429.138
9615119000	Combs of hard rubbers/plastics	148.261	578.378	285.164	932.359
9615191000	Hair slides and the like of material other than hard rubbers/plastics	5.118	25.711	20.643	63.257
9615199000	Combs of material other than hard rubbers/plastics	122.843	386.882	156.396	515.850
9615901100	Decorative hair pins of aluminium	1.296	1.366	8.747	10.367
9615901200	Decorative hair pins of iron/steel	287	1.865	6.300	22.140
9615901900	Oth. decorative hair pins	3.046	26.907	5.841	47.277
9615902000	Parts of decorative hair pins	1.118	3.841	1.189	4.253
9615909100	Parts decorative hair pins of aluminium	9.261	16.067	19.471	36.461
9615909200	Parts decorative hair pins of iron/steel	665	3.393	837	4.568
9615909900	Oth. parts of decorative hair pins	9.124	17.468	20.176	41.486
9616101000	Sprays of scent and similar toilet sprays	71.019	417.984	582.419	3.262.969
9616102000	Mounts and heads of the sprays	55.671	217.370	148.849	1.030.302
9616200000	Powder-puffs & pads for the application of cosmetics/toilet preparations	21.812	83.289	233.057	912.981
9617001000	Vacuum flasks and other vacuum vessels	81.573	404.183	177.874	801.769
9617002000	Parts of vacuum flasks & other vacuum vessels other than glass inner	298	3.035	604	24.189
9618000000	Tailor' dummies & oth lay figs; auto-& oth displ. used for shop window dressing	10.186	39.347	38.444	314.891
9701100000	Paintings, drawings and pastels	850	38.149	3.131	139.043
9701901000	Colleges & similar decorative plaques of cut flower bud, foliage/oth part of plant	2.424	6.224	3.658	12.358
9701902000	Colleges & similar decorative plaques of natural corks	0	30	0	482
9701909000	Colleges & similar decorative plaques other than of natural cork	3.427	28.683	700.101	818.024
9702000000	Original engravings, prints and lithographs	0	36.879	0	12.847
9703000000	Original sculptures and statuary, in any material	41.803	186.500	27.547	100.748
9705000090	Collection and collectors pieces of other than zoologic/archaeologic interest	0	20.037	0	30.864
9706000000	Antiques of an age exceeding one hundred years	0	62	0	2.151
9801101000	Sedan of head 8703 with cylinder cap <1500 cc, incompletely knocked down	26.594	111.253	329.829	2.378.358
9801102000	Oth vchls of head 8703 with (4x2) system incompletely knocked down, for person	2.492.617	7.515.857	23.626.684	79.018.646
9801201000	Vhcls of head 8704 with gross weight <= 5 ton, incompletely knocked down	385.672	1.072.893	3.835.031	11.795.846
9801202000	Vhcls of head 8704 with 5 ton < gross weight <= 24 ton, incompletely knocked down	3.080.465	12.140.079	26.286.494	89.583.343
9801203000	Vhcls of head 8704 with gross weight >24 ton, incompletely knocked down, for good	2.007.625	12.244.761	7.686.567	43.080.018
9801302000	Vhcls of head 8702 with 5 tons < gross weight <= 24 ton, incompletely knocked down	227.997	2.012.186	891.045	7.126.612

I.3. IMPOR MENURUT KOMODITI / IMPORT BY HS COMMODITY
***** MEI / MAY 2009 *****

H S	Uraian Komoditi Commodity Description	Berat Bersih / Net Weight (Kg)		Nilai / Value C.I.F (US\$)	
		Bulan ini	Kumulatif	Bulan ini	Kumulatif
		Current Month	Cum.Jan. to date	Current Month	Cum.Jan. to date
9801303000	Vhcls of head 8702 with gross weight> 24 tons, incompletely knocked down	0	2.650	0	23.239
9802100000	Rotary internal/spark-ignition combustcomprsn-ignition pist engine, of inckd	39.214	172.134	166.735	1.477.317
9802200000	Gear boxes, of incomplete knocked downvehicles	225.336	1.238.660	4.178.794	20.802.647
9802300000	Drive-axles, of incomplete knocked downvehicles	438.495	2.453.941	1.503.833	11.151.050
TOTAL IMPORT		7.567.751.961	32.113.681.288	7.641.286.552	33.441.790.290

<https://www.bps.go.id>

I.4. IMPOR MENURUT NEGARA ASAL / IMPORT BY COUNTRY OF ORIGIN
***** MEI / MAY 2009 *****

Country Code	Negara Asal Country of origin	Berat bersih / Net weight (Kg)		Nilai / Value C.I.F (U S \$)	
		Bulan ini Current month	Kumulatif Cum. Jan. to date	Bulan ini Current month	Kumulatif Cum. Jan. to date
111	JP Japan	162.544.702	911.445.614	713.447.726	3.501.622.796
112	HK Hong Kong	13.325.577	74.898.552	121.460.448	648.748.684
113	KP Korea, Democratic People's Republic	355.089	5.319.527	799.422	4.367.821
114	KR Korea, Republic Of	508.550.022	1.400.704.794	476.702.659	1.753.340.282
115	TW Taiwan	62.347.402	380.038.114	155.846.747	770.871.913
116	CN China	593.837.822	2.851.884.552	1.079.040.458	4.953.577.199
117	MN Mongolia	498.000	500.027	206.880	243.009
118	MO Macau	36.547	405.373	193.086	1.535.454
120	PG Papua New Guinea	2.008.306	19.089.578	1.067.858	27.275.711
121	TH Thailand	302.652.898	1.366.563.283	357.584.794	1.535.693.389
122	SG Singapore	1.087.229.355	5.474.401.614	1.070.214.169	5.173.448.116
123	PH Philippines	27.598.282	84.792.717	42.001.990	159.149.512
124	MY Malaysia	705.661.895	2.912.560.187	420.282.685	1.693.536.082
125	MM Myanmar (form. Burma)	5.225.694	35.835.947	5.704.963	21.341.863
126	KH Cambodia	11.776	3.469.498	154.309	1.570.624
127	BN Brunei Darussalam	235.830.169	675.634.784	90.594.308	247.156.374
128	LA Lao People's Democratic Republic	38.846	104.041	36.418	228.577
129	NP Nepal	0	64	0	1.953
130	BT Bhutan	965	2.702	30.477	101.399
131	VN Viet Nam	104.496.318	349.314.446	67.379.115	239.291.053
133	IN India	140.070.613	913.451.629	172.650.868	793.321.067
134	PK Pakistan	1.092.750	8.169.894	2.663.372	18.091.301
135	BD Bangladesh	1.317.315	7.266.787	1.193.085	8.429.701
136	LK Sri Lanka	11.043.121	38.310.917	6.570.708	24.734.678
137	AF Afghanistan	3	19.503	62	28.337
138	ID Indonesia	307.094	1.765.843	1.902.557	7.373.238
142	IR Iran (islamic Republic Of)	67.776.776	253.484.563	37.823.523	133.985.620
143	SA Saudi Arabia	646.946.103	2.253.604.128	300.037.367	955.154.536
144	IL Israel	32.796	113.074	1.005.853	4.557.601
145	KW Kuwait	94.019.364	886.369.156	45.234.160	381.067.476
146	JO Jordan	76.051.364	232.368.269	31.633.071	73.107.485
148	LB Lebanon	29.229	109.183	73.498	393.588
151	YE Yemen	32.730	73.607	107.685	266.761
152	OM Oman	1.678.901	11.620.607	1.941.019	16.025.021
153	SY Syria Arab Republic	1.668	1.251.811	43.277	705.303
154	TR Turkey	168.406.993	574.373.334	64.734.710	242.301.878
155	AE United Arab Emirates	14.991.476	139.343.823	10.188.690	70.877.910
156	QA Qatar	28.070.586	280.954.501	13.919.316	139.103.445
157	BH Bahrain	45.373.467	57.085.498	18.840.598	23.558.115
158	CY Cyprus	6.365	115.365	14.995	49.761
211	EG Egypt	68.903.798	112.364.681	11.432.809	23.187.945
212	LY Libyan Arab Jamahiriya	0	282.515.754	0	101.293.564
213	MA Morocco	8.847	25.914.174	443.149	12.579.394
214	TN Tunisia	230.108	1.598.638	540.275	2.620.308
215	DZ Algeria	124.675.498	124.699.858	54.007.305	54.041.063
216	SD Sudan	82.173.538	428.820.447	30.367.760	176.074.061
217	ER Eritrea	0	14	0	2.263
218	LS Lesotho	18	18	698	698
219	NA Namibia	936.365	3.899.508	1.422.406	5.430.308
221	ET Ethiopia	98	167.995	11.187	944.032
222	TZ Tanzania, United Republic Of	840.048	3.019.912	686.074	3.250.824
223	MG Madagascar	44.309	494.435	136.064	1.780.923
225	KE Kenya	546.079	2.452.613	990.844	4.932.107
226	RE Reunion	1.183.370	3.586.802	128.764	387.173
227	MZ Mozambique	458.119	964.136	604.140	1.027.001
228	BW Botswana	0	88	0	1.526
230	TG Togo	794.774	1.712.393	895.304	1.932.030
231	GH Ghana	925.749	5.865.139	2.692.995	16.832.716
232	LR Liberia	1.733	1.733	21.557	21.557
234	AO Angola	0	85.135	0	143.883
235	CG Congo	55.663	476.271	52.655	383.280
236	CM Cameroon	631.392	2.084.597	1.634.934	4.629.552
237	NG Nigeria	255.501.614	759.689.794	107.203.322	302.912.721
238	SL Sierra Leone	128	1.025	652	4.585
239	GA Gabon	0	160.386	0	316.839
240	CI Cote D'ivoire	1.975.616	3.712.090	3.550.407	7.282.487
241	SN Senegal	25.130	385.257	11.339	201.590
242	MR Mauritania	0	2.430	0	20.875
243	ML Mali	628.115	2.390.280	739.226	2.853.741
244	BJ Benin	810.596	2.079.704	920.429	2.338.669
245	BF Burkina Faso	793.517	1.266.475	978.499	1.602.332
248	VI U.s. Virgin Islands	0	433	0	6.054
249	SC Seychelles	0	2.226	0	38.954
251	UG Uganda	417.426	2.288.199	527.966	2.965.256
252	CF Central African Republic	49.186	908.272	60.724	1.029.857
253	NE Niger	22.466	43.273	9.967	18.902
254	TD Chad	0	19.853	0	37.050

I.4. IMPOR MENURUT NEGARA ASAL / IMPORT BY COUNTRY OF ORIGIN
***** MEI / MAY 2009 *****

Country Code	Negara Asal Country of origin	Berat bersih / Net weight (Kg)		Nilai / Value C.I.F (U S \$)	
		Bulan ini Current month	Kumulatif Cum. Jan. to date	Bulan ini Current month	Kumulatif Cum. Jan. to date
255	DJ Djibouti	0	5.175	0	141.527
256	SH Saint Helena	0	46.965	0	103.158
260	SZ Swaziland	979.043	4.417.282	507.969	2.526.264
261	ZA South Africa	14.358.911	200.052.792	15.659.908	123.838.642
262	ZW Zimbabwe	930.986	3.197.115	1.392.721	6.371.383
263	ZM Zambia	105.200	164.050	49.051	75.860
264	MW Malawi	201.533	716.130	224.148	1.062.700
267	MU Mauritius	1.165.318	4.431.675	1.301.190	4.353.111
268	RW Rwanda	0	1	0	3
298	VG Virgin Islands (british)	63.082	7.789.196	102.736	527.858
311	AU Australia	655.612.294	2.369.411.476	279.132.711	1.178.892.791
312	NZ New Zealand	48.165.163	226.304.681	48.362.926	217.069.486
318	FM Micronesia, Federated States Of	0	323	0	870
319	GU Guam	0	115	0	549
321	NR Nauru	100	266	6.236	6.856
322	NC New Caledonia	560	626	8.053	8.592
323	NU Niue	0	2.371	0	9.399
326	VU Vanuatu	0	90	0	519
328	IO British Indian Ocean Territory	293.623	293.636	66.242	66.458
329	ON Oth.oceania	0	73	0	2.093
331	AS American Samoa	288.491	1.072.810	140.300	1.716.153
332	CK Cook Islands	6.993	53.077	182.402	1.101.903
333	FJ Fiji	0	1.532	0	13.474
335	MH Marshall Islands	0	17	0	246.725
336	WS Samoa	1.088	5.623	19.937	64.861
337	SB Solomon Islands	0	347.150	0	739.932
338	TO Tonga	0	2.007	0	13.062
339	TV Tuvalu	0	872.020	0	367.140
341	UM United States Minor Outlying Island	0	1	0	6
342	CC Cocos (keeling) Islands	0	18.042	0	26.789
343	TK Tokelau	0	166	0	742
391	TL East Timor	38.000	132.580	52.800	192.192
411	US United States	375.920.065	1.550.160.317	619.536.601	2.676.646.569
412	CA Canada	192.803.130	530.029.516	101.705.197	345.142.531
421	MX Mexico	4.850.571	10.579.133	14.448.188	49.466.719
422	GT Guatemala	19.324	92.970	147.475	385.555
423	HN Honduras	351	20.343	14.160	49.431
424	NI Nicaragua	164	187	11.108	11.530
425	PA Panama	8.203.784	11.020.787	4.405.706	14.753.458
426	CU Cuba	59	1.620	151.200	286.860
427	CB Curacao	437	481	3.405	16.325
428	SR Suriname	3	21	110	3.492
431	CL Chile	16.026.504	224.767.598	9.150.110	66.522.347
432	VE Venezuela	0	76.466	0	322.817
433	AR Argentina	149.645.371	522.382.403	66.260.780	214.688.489
434	BR Brazil	108.747.558	479.244.010	64.683.682	272.024.168
435	CO Colombia	341.041	1.063.873	621.438	2.019.739
436	BO Bolivia	0	56.052	0	883.878
437	UY Uruguay	1.010.964	3.723.487	443.922	2.450.979
438	PY Paraguay	12.629	25.338.725	8.083	10.486.963
441	EC Ecuador	410	406.071	13.031	794.615
442	PE Peru	1.925.681	8.454.242	1.845.903	9.505.080
443	GY Guyana	0	142	0	5.691
444	TT Trinidad And Tobago	30.639.731	30.895.021	12.288.865	12.363.691
445	BS Bahamas	0	979.695	0	284.631
446	JM Jamaica	123	359.217	7.935	169.288
447	PR Puerto Rico	1.270	11.805	414.165	5.207.952
448	BZ Belize	0	9.481.000	0	6.000.344
449	DO Dominican Republic	16.009	698.643	29.220	963.875
450	SV El Salvador	247	8.810	1.963	374.586
451	CR Costa Rica	691.280	844.966	361.146	3.379.679
452	HT Haiti	13	228	488	9.533
453	BB Barbados	0	40.980	0	8.648
454	AG Antigua And Barbuda	0	2.447	0	8.821
455	AI Anguilla	0	26	0	92
456	AW Aruba	0	389.208	0	50.919
457	BM Bermuda	0	70.000	0	528.132
458	CV Cape Verde	0	15.603	0	46.422
459	KY Cayman Islands	0	471	0	92.522
460	DM Dominica	4	251	109	3.180
462	GF French Guiana	0	15	0	4.184
464	GL Greenland	0	875	0	4.409
467	AN Netherlands Antilles	2	16.269	667	266.387
469	LC Saint Lucia	0	1.674	0	11.093
470	SM San Marino	793	795	5.808	6.128
471	TC Turks And Caicos Islands	20	20	4.535	4.535
472	GP Guadeloupe	0	237	0	542

I.4. IMPOR MENURUT NEGARA ASAL / IMPORT BY COUNTRY OF ORIGIN
***** MEI / MAY 2009 *****

Country Code	Negara Asal Country of origin	Berat bersih / Net weight (Kg)		Nilai / Value C.I.F (U S \$)	
		Bulan ini Current month	Kumulatif Cum. Jan. to date	Bulan ini Current month	Kumulatif Cum. Jan. to date
511	GB United Kingdom	39.701.173	234.697.285	74.350.556	333.896.484
512	NL Netherlands	24.665.623	123.310.394	39.560.232	208.660.927
513	FR France	12.878.035	87.636.693	160.800.137	565.930.536
514	DE Germany	57.689.127	237.395.391	160.536.022	868.322.063
515	AT Austria	1.115.897	13.941.992	18.228.325	104.515.477
516	BE Belgium	36.125.756	135.380.400	35.485.074	170.949.458
517	CH Switzerland	4.326.541	15.284.914	22.446.282	157.463.321
518	LU Luxembourg	17.442	1.081.357	114.997	2.916.596
520	MC Monaco	399	3.082	16.043	140.604
521	DK Denmark	2.284.314	7.008.802	8.261.237	48.596.557
522	NO Norway	3.285.306	61.873.248	4.412.536	44.858.431
523	SE Sweden	14.743.592	64.328.824	70.989.394	306.444.842
524	FI Finland	5.986.337	27.938.064	18.142.496	112.374.040
525	IE Ireland	1.049.846	4.848.943	92.681.028	125.777.772
526	IT Italy	28.533.133	119.957.062	44.923.562	271.928.696
527	ES Spain	10.221.610	27.141.537	64.406.055	121.716.389
528	PT Portugal	277.049	1.866.037	1.039.268	4.305.696
529	IS Iceland	3	20.048	131	81.975
531	GR Greece	3.842.253	12.058.713	3.273.467	9.912.262
532	VA Vatican City State (holy See)	0	9.434	0	16.662
533	AD Andorra	1.258	25.831	16.545	91.719
534	LI Liechtenstein	27	37	1.691	5.283
540	CD Democratic Republic Of The Congo	0	165.257	0	339.443
542	HU Hungary	207.553	660.603	12.899.384	27.998.165
543	PL Poland	1.341.344	15.780.199	2.566.474	16.497.572
544	RO Romania	330.711	1.123.869	290.743	5.138.391
545	BG Bulgaria	2.877.233	30.060.402	1.001.801	9.409.337
547	YU Serbia	0	390	0	12.781
548	AL Albania	48	127.247	2.688	765.205
549	AM Armenia	0	7	0	212
550	AZ Azerbaijan	84	368.409.325	6.220	137.116.247
551	BY Belarus	111.958	5.286.891	762.410	8.577.508
552	KZ Kazakhstan	0	5.874.482	0	6.890.411
553	KG Kyrgyzstan	693	350.090	4.753	962.276
554	MD Moldova, Republic Of	13	615	375	42.110
557	UA Ukraine	23.084.806	175.670.250	8.047.787	74.567.357
558	UZ Uzbekistan	1.160	1.160	3.929	3.929
559	LT Lithuania	23	164.890	977	1.146.721
560	LV Latvia	616.277	2.163.453	210.768	826.345
561	EE Estonia	559.019	2.792.584	611.008	2.545.163
562	GE Georgia	21.098	43.537	31.823	143.895
563	HR Croatia	47.624	332.366	71.394	1.020.576
564	BA Bosnia And Herzegovina	147	367	2.378	4.929
565	MT Malta	32	831.801	478	741.842
566	SK Slovakia	459.292	889.685	654.112	4.668.675
567	SI Slovenia	43.004	388.299	147.014	2.836.287
568	CZ Czech Republic	516.996	4.321.017	3.066.975	17.462.911
569	GS South Georgia And The South Sa	330	357	5.828	6.739
570	MK Rep. Of Macedonia	83	3.721	1.535	38.525
572	RU Russia Federation	25.588.110	111.363.629	14.037.913	67.962.268
TOTAL IMPORT		7.567.751.961	32.113.681.288	7.641.286.552	33.441.790.290

I.5. IMPOR MENURUT PROPINSI DAN PELABUHAN BONGKAR
IMPORT BY PROVINCE AND PORT OF IMPORTATION
***** MEI / MAY 2009 *****

Kode Pelabuhan Bongkar <i>Port of Importation</i>	Berat bersih / <i>Net weight (Kg)</i>		Nilai / <i>Value C.I.F (U S \$)</i>	
	Bulan ini <i>Current month</i>	Kumulatif <i>Cum. Jan. to date</i>	Bulan ini <i>Current month</i>	Kumulatif <i>Cum. Jan. to date</i>
NANGROE ACEH DARUSSALAM	8.327.406	298.065.272	2.852.021	22.051.926
104 IDLSW Lhok Seumawe	8.327.406	70.541.834	2.852.021	5.830.513
115 IDBTJ Blang Bintang (u)	0	11.100	0	90.615
117 IDKRU Krueng R. Malahayati	0	9.624.054	0	3.692.088
119 IDLHK Lhok Nga	0	217.888.284	0	12.438.710
SUMATERA UTARA	423.241.834	1.999.366.276	224.038.448	989.667.908
143 IDTPR Tanjung Pura	0	268.648	0	95.415
144 IDBLW Belawan	362.586.963	1.739.696.939	204.591.229	893.223.727
145 IDTJB Tanjung Balai Asahan	3.392.732	12.778.839	1.709.760	5.912.285
159 IDSLG Sibolga	0	1.488.336	0	478.648
165 IDPTE Pulau Tello	0	491.160	0	36.837
166 IDMES Medan / Polonia (u)	42.491	191.227	465.012	4.799.489
167 IDMDN Medan (ptt)	0	2	0	2.797
170 IDKTJ Kuala Tanjung	57.219.648	244.451.125	17.272.447	85.118.710
SUMATERA BARAT	67.566.028	271.712.385	40.485.374	116.126.628
191 IDTBY Padang/tl.bayur	67.566.027	271.712.336	40.484.108	116.121.352
192 IDPDG Padang / Tabing (u)	1	49	1.266	5.276
RIAU	106.355.932	434.037.905	49.358.696	313.953.258
225 IDNUM Dumai	42.037.513	140.860.348	23.857.796	104.480.804
228 IDBLS Bengkalis	200.913	1.051.317	85.945	430.782
230 IDSPA Selat Panjang	9.553	162.666	3.838	96.018
233 IDPEK Pekanbaru (rumbai)	1.481.306	6.386.525	1.493.279	6.932.453
235 IDSUQ Sungai Guntung	0	3.494.282	0	8.751.232
242 IDTEM Tembilahan	12.468	2.220.060	43.600	4.115.409
243 IDKEN Kuala Enok	0	37.113	0	72.987
261 IDPKU Simpang Tiga (u)	28.514	79.596	155.258	429.668
273 IDPAK Pekan Baru	2.146.129	8.212.711	3.993.431	19.043.772
277 IDBUN Buatan	31.684.550	136.570.186	10.918.087	50.467.985
278 IDPW Perawang, Sumatra	28.754.986	134.963.101	8.807.462	119.132.148
JAMBI	5.693.713	25.389.115	16.261.722	43.835.919
291 IDKTK Kuala Tungkal	1.633.046	16.181.563	665.219	24.220.999
292 IDMSA Muara Sabak	994.584	2.799.457	358.050	1.318.280
293 IDDJM Jambi	3.066.083	6.408.095	15.238.453	18.296.640
SUMATERA SELATAN	19.311.446	71.013.133	10.114.185	66.239.654
326 IDPLA Palembang - Plaju	1.619.018	5.879.372	685.262	2.505.205
334 IDPLM Sm.badaruddin (u)	15.418	66.865	781.775	3.081.515
339 IDBLJ Belinju	0	378.000	0	369.482
340 IDMRI Musi River/boom Baru	17.677.010	64.688.896	8.647.148	60.283.452
BENGGULU	0	4.373.076	0	2.396.839
361 IDBKU Bengkulu	0	4.373.076	0	2.396.839
LAMPUNG	162.681.148	1.059.836.408	105.604.447	565.029.178
364 IDKTA Kota Agung	88.182.298	752.162.674	35.942.181	307.584.282
395 IDPJG Panjang	74.498.850	307.673.734	69.662.266	257.444.896
BANGKA BELITUNG	9.448.162	23.528.433	6.035.612	17.264.249
321 IDMUO Muntok	5.688.000	7.841.199	3.524.722	6.506.244
323 IDPGX Pangkal Balam	3.536.662	15.139.734	1.184.258	9.042.562
327 IDTOL Toboali	221.000	221.000	1.291.632	1.291.632
330 IDSLI Sungai Liat	0	314.000	0	339.436
333 IDTSE Tanjung Selu	2.500	12.500	35.000	84.375
KEPULAUAN RIAU	225.486.765	1.043.172.022	603.993.541	2.985.353.361
248 IDTBK Tg Balai Karimun	12.040.569	12.855.351	2.056.344	6.154.150
250 IDTAN Tanjung Uban	41.113.480	171.325.022	31.323.668	91.797.293
251 IDTPN Tanjung Pinang	522.653	2.214.908	348.702	4.743.158
254 IDTBT Tanjung Batu, Riau	0	38.000	0	37.574
258 IDBTU Batu Ampar	123.162.289	565.467.027	331.343.201	1.678.097.562
260 IDLAS Singkep - Dabo	7.829	12.627	914	4.395
262 IDTNJ Kijang (u)	0	37.551	0	6.891.890
265 IDSKP Sekupang	16.621.902	97.530.777	152.634.695	723.750.078
267 IDKAB Kabil/panau	31.942.500	193.333.022	56.937.519	367.335.219
271 IDBTH Hang Nadim (u)	75.543	357.737	29.348.498	106.542.042
DKI JAKARTA	1.683.006.724	8.006.919.771	3.806.461.350	17.162.422.730
431 IDTPP Tanjung Priok	1.669.087.127	7.902.697.129	3.205.338.300	14.606.932.758
432 IDKLB Kalibaru	7.099.670	75.437.119	6.044.999	36.441.776
433 IDJKT Jakarta / Pasar Ikan	5.679	65.766	35.221	155.669
434 IDCGK Sukarno Hatta (u)	6.713.965	28.286.840	580.053.790	2.460.499.462
435 IDPSB Jkt./ Pos Pasar Baru	0	4	0	202
436 IDHLP Hlm. Perdana Kusuma	100.283	432.913	14.989.040	58.392.863

I.5. IMPOR MENURUT PROPINSI DAN PELABUHAN BONGKAR
IMPORT BY PROVINCE AND PORT OF IMPORTATION
***** MEI / MAY 2009 *****

Kode Pelabuhan Bongkar Port of Importation	Berat bersih / Net weight (Kg)		Nilai / Value C.I.F (U S \$)	
	Bulan ini Current month	Kumulatif Cum. Jan. to date	Bulan ini Current month	Kumulatif Cum. Jan. to date
JAWA BARAT	356.716.007	1.685.036.023	165.540.347	756.743.505
463 IDCBN Cirebon/pengguna	5.519.763	33.152.967	4.377.604	12.649.224
466 IDBDO Husein Sastranegara	4	5	425	442
467 IDBLG Balongan	342.300.241	1.626.787.600	151.386.504	710.720.983
468 IDBND Bandung(ptt/gd Bage)	1.322.230	5.316.471	1.654.449	6.162.920
470 IDCRB Cirebon (ptt)	32	34	7.586	8.978
471 IDTLN Tanjung Leneng	7.573.737	19.778.946	8.113.779	27.200.958
JAWA TENGAH	1.349.785.866	3.979.839.188	664.570.002	2.097.738.944
494 IDTES Tanjung Emas	236.285.310	974.889.256	211.894.097	890.341.874
495 IDDXP Cilacap	1.113.496.682	3.004.910.596	452.454.646	1.206.658.531
496 IDSRG Achmad Yani (u)	1.643	16.186	29.109	378.246
497 IDSMR Semarang (ptt)	0	13.870	0	75.268
498 IDSOC Jebres/adi Sumarmo	2.231	9.280	192.150	285.025
D I YOGYAKARTA	1.009	64.970	54.775	386.580
531 IDJOG Adi Sucipto (u)	1.009	28.627	54.775	300.684
532 IDJOK Yogyakarta (ptt)	0	36.343	0	85.896
JAWA TIMUR	1.474.811.865	5.709.338.805	927.989.635	3.744.657.466
562 IDGRE Gresik	162.374.466	559.038.416	61.506.853	201.004.206
563 IDTPE Tanjung Perak	1.014.841.495	4.555.489.229	691.432.191	3.170.893.863
564 IDPAZ Pasuruan	21.915.326	22.310.423	10.094.852	11.292.807
565 IDPRO Probolinggo	0	1.139.810	0	7.325.932
566 IDPRN Panarukan	255.713.297	548.510.687	123.216.389	243.957.733
567 IDBJU Banyuwangi	2.450.000	2.900.000	3.238.900	3.773.800
576 IDKLG Kalianget	623.000	785.148	250.000	476.578
582 IDSPK Sepekan	16.023.000	16.023.000	15.000.000	15.000.000
587 IDSUB Surabaya /juanda (u)	604.579	2.246.589	21.903.500	86.997.527
588 IDSUR Surabaya (ptt)	266.702	862.200	1.346.950	3.673.176
592 IDRAM Rambipuji Jember	0	33.303	0	261.844
BANTEN	796.332.577	3.413.325.752	429.200.354	1.729.597.765
461 IDMRK Merak	625.988.714	2.369.690.165	353.734.777	1.328.192.336
473 IDCGD Cigading	170.343.863	1.043.635.587	75.465.577	401.405.429
B A L I	44.566.685	248.608.640	37.189.291	168.472.435
613 IDBOA Benaololoan	44.260.391	247.437.011	31.122.579	138.630.614
620 IDDPS Ngurah Rai (u)	306.294	1.171.629	6.066.712	29.841.821
NUSA TENGGARA BARAT	10.129.450	31.085.877	14.935.476	73.074.976
655 IDBMU Bima	5.086.450	26.042.877	13.893.803	72.033.303
663 IDBDS Badas Sumbawa	5.043.000	5.043.000	1.041.673	1.041.673
KALIMATAN BARAT	14.011.941	40.196.264	8.504.411	29.055.283
714 IDPON Pontianak	14.011.726	40.196.049	8.498.081	29.048.953
722 IDPNK Supadio (u)	215	215	6.330	6.330
KALIMANTAN TENGAH	1.040.916	5.803.897	3.023.886	10.080.806
744 IDKUM Kumai	1.013.926	3.465.299	2.858.582	6.753.844
746 IDSMQ Sampit	26.990	2.189.655	165.304	1.713.252
750 IDPPS Pulang Pisau	0	148.943	0	1.613.710
KALIMANTAN SELATAN	185.927	201.653.212	1.167.864	328.047.799
771 IDBAN Banjarmasin	185.927	57.969.690	1.167.864	176.958.929
773 IDKTB Kotabaru	0	142.736.849	0	146.046.831
779 IDASA Asam Asam	0	946.673	0	5.042.039
KALIMANTAN TIMUR	649.965.392	2.857.816.531	400.445.346	1.665.416.800
803 IDBPP Balikpapan	632.698.352	2.757.449.561	324.547.429	1.363.334.837
805 IDSRD Samarinda	7.872.140	45.206.880	5.406.634	51.798.280
809 IDNNX Nunukan	0	88.599	0	338.353
810 IDTGR Pasir/tanah Grogot	206.603	609.743	2.642.689	7.802.689
813 IDTSG Tanjung Sangata	6.884.466	48.200.703	53.262.495	170.757.383
814 IDBPN Sepinggang (u)	215.139	1.100.584	10.921.612	55.136.876
817 IDBTG Bontang	2.088.692	5.149.571	3.664.487	16.231.397
822 IDADB Adang Bay	0	10.890	0	16.985
SULAWESI UTARA	17.200	164.899	95.216	604.231
835 IDBIT Bitung	17.200	164.899	95.216	604.231
SULAWESI SELATAN	120.398.429	437.621.587	47.526.310	211.499.521
892 IDPAP Pare-pare	11.749.360	67.833.077	4.363.399	56.022.660
893 IDUJU Ujungpandang	88.511.922	326.939.527	28.105.706	120.188.217
897 IDMLI Malili, Sulawesi	20.134.839	42.780.533	14.850.801	32.626.270
901 IDBNT Banta Eng	0	62.467	0	2.219.530

I.5. IMPOR MENURUT PROPINSI DAN PELABUHAN BONGKAR
IMPORT BY PROVINCE AND PORT OF IMPORTATION
***** MEI / MAY 2009 *****

Kode Pelabuhan Bongkar <i>Port of Importation</i>	Berat bersih / <i>Net weight (Kg)</i>		Nilai / <i>Value C.I.F (U S \$)</i>	
	Bulan ini <i>Current month</i>	Kumulatif <i>Cum. Jan. to date</i>	Bulan ini <i>Current month</i>	Kumulatif <i>Cum. Jan. to date</i>
904 IDUPG Hasanuddin (u)	522	936	60.634	85.714
907 IDSQR Soroako	1.786	5.047	145.770	357.130
SULAWESI TENGGARA	0	21.409.000	0	7.668.619
925 IDPUM Pomalaa	0	21.409.000	0	7.668.619
GORONTALO	28	28	760	760
841 IDGOR Gorontalo	28	28	760	760
MALUKU	0	50.037.788	0	31.159.454
946 IDAMB Ambon	0	47.104.542	0	26.702.715
948 IDBAD Banda Naira	0	673.000	0	263.090
949 IDLUV Tual	0	1.939.572	0	3.518.262
952 IDABN Ambon (ptt)	0	80.000	0	120.000
954 IDAMQ Pattimura/laha (u)	0	240.674	0	555.387
PAPUA	38.669.511	194.265.031	75.837.483	303.243.696
973 IDBIK Frans Kasiepo (u)	16.186	16.186	110.095	110.095
974 IDJYP Jayapura	5.661.600	5.661.600	6.748.518	6.748.518
980 IDTIM Amamapare	32.991.725	188.587.245	68.978.870	296.385.083
TOTAL IMPORT	7.567.751.961	32.113.681.288	7.641.286.552	33.441.790.290

**I.6 IMPOR KOMODITI MENURUT NEGARA ASAL / IMPORT BY COUNTRY OF ORIGIN
DAN LIMA GOLONGAN BARANG (SITC) UTAMA / AND FIVE MAJOR SITC COMMODITY GROUP
** MEI / MAY 2009 ****

Negara Asal/SITC/Uraian Golongan Barang <i>Country of Origin/SITC/group Description</i>	Berat Bersih / <i>Net Weight (Kg)</i>		Nilai CIF / <i>CIF Value (US\$)</i>	
	Bulan ini <i>Current month</i>	Kumulatif <i>Cum. Jan to date</i>	Bulan ini <i>Current month</i>	Kumulatif <i>Cum. Jan to date</i>
JAPAN				
782 Motor Vehicle For The Transportation Of Goods	6 862 211	32 172 420	49 352 711	212 477 014
679 Tubes, Pipes, Hollow Profile, Pipe Fitting Of Iron/Steel	7 181 961	62 871 916	22 411 719	160 262 966
713 Internal Combustion Piston Engines And Parts	2 335 066	15 166 588	35 385 427	151 496 593
673 Flat Rolled Products, Not Clad	19 343 892	125 069 459	18 652 803	134 310 503
723 Civil Engineering And Contractor Plants And Equipments/Parts	2 626 988	20 670 551	18 320 190	125 434 851
Lainnya	124 194 584	655 494 680	569 324 876	2 717 640 869
SUB TOTAL	162 544 702	911 445 614	713 447 726	3 501 622 796
HONG KONG				
764 Telecommunication Equipments And Parts	640 735	3 526 627	18 142 316	177 557 291
652 Cotton Fabrics, Woven	967 901	5 605 521	7 581 360	49 558 002
655 Knitted Or Crocheted Fabrics	1 836 204	5 996 123	13 647 897	48 714 057
776 Thermionic, Cold Cathode, And Photo Cathode Valves/Tubes	299 066	1 200 737	6 568 336	22 746 053
656 Tulle,Lace,Embroidery,Ribbons,Trimmings And Other Small Wares	175 958	1 131 778	3 321 582	21 776 684
Lainnya	9 405 713	57 437 766	72 198 957	328 396 597
SUB TOTAL	13 325 577	74 898 552	121 460 448	648 748 684
KOREA, DEMOCRATIC PEOPLE'S REPUBLIC				
672 Ingots And Other Iron/Steel In Primary Forms	0	3 933 117	0	1 491 635
232 Synthetic Rubber Latex, Synthetic/Reclaimed Rubber	0	589 260	0	1 382 724
679 Tubes, Pipes, Hollow Profile, Pipe Fitting Of Iron/Steel	146 300	146 300	312 073	312 073
691 Structures And Parts Of Iron/Steel Or Aluminium	95 700	195 560	204 482	261 463
657 Special Yarns,Textile Fabrics	0	62 309	0	247 231
Lainnya	113 089	392 981	282 867	672 695
SUB TOTAL	355 089	5 319 527	799 422	4 367 821
KOREA, REPUBLIC OF				
334 Petroleum Products, Refined	372 258 841	788 355 592	182 513 601	375 917 202
764 Telecommunication Equipments And Parts	494 041	1 768 894	15 558 770	123 310 642
655 Knitted Or Crocheted Fabrics	2 231 811	10 714 635	16 687 218	83 726 658
673 Flat Rolled Products, Not Clad	14 511 507	94 848 606	10 367 149	65 319 225
679 Tubes, Pipes, Hollow Profile, Pipe Fitting Of Iron/Steel	2 394 758	20 499 103	7 229 375	49 749 663
Lainnya	116 659 064	484 517 964	244 346 546	1 055 316 892
SUB TOTAL	508 550 022	1 400 704 794	476 702 659	1 753 340 282
TAIWAN				
655 Knitted Or Crocheted Fabrics	1 335 400	5 985 721	11 209 757	50 834 759
776 Thermionic, Cold Cathode, And Photo Cathode Valves/Tubes	36 195	153 663	7 844 672	37 869 405
653 Fabrics, Woven, Of Man-Made Fibres	1 116 418	3 852 464	9 559 836	35 958 348
673 Flat Rolled Products, Not Clad	6 794 619	52 881 423	4 012 555	35 336 499
575 Other Plastics In Primary Forms	4 129 355	22 600 229	5 302 483	28 079 402
Lainnya	48 935 415	294 564 614	117 917 444	582 793 500
SUB TOTAL	62 347 402	380 038 114	155 846 747	770 871 913
CHINA				
764 Telecommunication Equipments And Parts	3 564 251	17 725 417	134 635 410	533 440 476
711 Steam And Other Vapour Generating Boilers And Parts	12 189 707	54 203 263	45 361 795	212 020 996
752 Automatic Data Processing Machines And Their Units	1 369 341	6 486 584	42 097 328	199 464 407
057 Fruit And Nut; Fresh Or Dried	32 737 016	219 622 334	27 570 177	187 850 667
793 Ships, Boats, And Floating Structures	7 194 190	71 397 282	5 398 716	151 471 718
Lainnya	536 783 317	2 482 449 672	823 977 032	3 669 328 935
SUB TOTAL	593 837 822	2 851 884 552	1 079 040 458	4 953 577 199
MONGOLIA				
793 Ships, Boats, And Floating Structures	498 000	498 000	206 880	206 880
652 Cotton Fabrics, Woven	0	1 501	0	22 244
743 Pumps, Compressors, Fans, Blowers, Centrifuges, And Parts	0	155	0	10 915
278 Other Crude Minerals	0	371	0	2 970
Lainnya	0	0	0	0

**I.6 IMPOR KOMODITI MENURUT NEGARA ASAL / IMPORT BY COUNTRY OF ORIGIN
DAN LIMA GOLONGAN BARANG (SITC) UTAMA / AND FIVE MAJOR SITC COMMODITY GROUP
** MEI / MAY 2009 ****

Negara Asal/SITC/Uraian Golongan Barang <i>Country of Origin/SITC/group Description</i>	Berat Bersih / <i>Net Weight (Kg)</i>		Nilai CIF / <i>CIF Value (US\$)</i>	
	Bulan ini <i>Current month</i>	Kumulatif <i>Cum. Jan to date</i>	Bulan ini <i>Current month</i>	Kumulatif <i>Cum. Jan to date</i>
SUB TOTAL	498 000	500 027	206 880	243 009
MACAU				
655 Knitted Or Crocheted Fabrics	24 832	243 753	112 414	704 005
652 Cotton Fabrics, Woven	1 183	50 451	5 630	327 926
654 Textile Fabrics, Woven, Other Than Of Cotton Or Man-Made Fibres	0	46 825	0	215 877
651 Textile Yarns	6 920	19 204	38 273	104 139
831 Travel Goods	669	3 812	5 989	33 499
Lainnya	2 943	41 328	30 780	150 008
SUB TOTAL	36 547	405 373	193 086	1 535 454
PAPUA NEW GUINEA				
283 Copper Ores And Concentrates	0	9 900 000	0	14 319 656
072 Cocoa	120 000	4 455 064	303 962	11 257 689
282 Waste And Scrap Metal Of Iron/Steel	1 856 893	4 692 495	502 042	1 146 060
223 Oil Seeds Use For Extraction Of Other Fixed Vegetable Oils	580	2 020	73 365	296 978
784 Parts And Accessories Of The Motor Vehicles	25 475	25 475	79 128	79 128
Lainnya	5 358	14 524	109 361	176 200
SUB TOTAL	2 008 306	19 089 578	1 067 858	27 275 711
THAILAND				
784 Parts And Accessories Of The Motor Vehicles	2 449 451	13 988 753	22 113 690	125 837 298
713 Internal Combustion Piston Engines And Parts	1 078 083	5 333 786	17 232 029	84 628 812
061 Sugar, Molasses, And Honey	72 451 873	248 444 807	23 479 019	81 297 535
511 Hydrocarbon And Their Halogenated, Nitrated Derivatives	37 044 957	117 406 084	30 359 601	78 992 561
781 Passenger Motor Cars	2 190 261	7 925 262	18 995 589	71 834 556
Lainnya	187 438 273	973 464 591	245 404 866	1 093 102 627
SUB TOTAL	302 652 898	1 366 563 283	357 584 794	1 535 693 389
SINGAPORE				
334 Petroleum Products, Refined	819 441 961	4 092 890 188	432 866 196	1 978 855 879
793 Ships, Boats, And Floating Structures	20 036 476	106 726 189	31 263 910	220 497 605
772 Electrical Apparatus For Making And Breaking Electrical Circuits	1 036 194	4 906 233	30 804 726	150 983 496
679 Tubes, Pipes, Hollow Profile, Pipe Fitting Of Iron/Steel	6 805 101	49 140 154	22 376 855	149 209 274
764 Telecommunication Equipments And Parts	1 215 491	5 374 420	20 144 398	129 481 467
Lainnya	238 694 132	1 215 364 430	532 758 084	2 544 420 395
SUB TOTAL	1 087 229 355	5 474 401 614	1 070 214 169	5 173 448 116
PHILIPPINES				
776 Thermionic, Cold Cathode, And Photo Cathode Valves/Tubes	18 518	293 604	8 128 866	25 000 911
022 Milk, Cream, And Milk Products Other Than Butter Or Cheese	471 468	2 368 067	2 749 885	12 542 010
726 Printing/Book Binding Machinery And Parts	15 575	39 733	4 339 578	10 118 320
748 Transmission Shafts And Cranks	158 404	655 161	2 011 809	8 955 325
562 Fertilizers, Manufactured	2 798 000	14 818 000	1 225 767	7 831 178
Lainnya	24 136 317	66 618 152	23 546 085	94 701 768
SUB TOTAL	27 598 282	84 792 717	42 001 990	159 149 512
MALAYSIA				
334 Petroleum Products, Refined	103 566 221	746 036 409	44 669 635	348 297 667
333 Petroleum Oil, Crude	296 962 561	606 968 180	121 256 344	236 124 276
511 Hydrocarbon And Their Halogenated, Nitrated Derivatives	19 822 998	89 245 490	16 309 550	54 923 174
741 Heating And Cooling Equipments And Parts	1 074 777	4 632 723	8 224 026	37 717 504
575 Other Plastics In Primary Forms	6 809 868	32 302 251	7 732 094	34 291 779
Lainnya	277 425 470	1 433 375 134	222 091 036	982 181 682
SUB TOTAL	705 661 895	2 912 560 187	420 282 685	1 693 536 082
MYANMAR (FORM. BURMA)				
054 Vegetables, Fresh, Chilled, Frozen Or Simply Preserved	3 941 732	31 189 622	2 190 755	15 982 620
682 Copper	698 997	798 548	3 061 562	3 482 732
035 Fish, Dried Salted Or In Brine; Smoked Fish	275 856	1 100 634	187 888	725 465
057 Fruit And Nut; Fresh Or Dried	192 277	823 684	67 321	302 754

**I.6 IMPOR KOMODITI MENURUT NEGARA ASAL / IMPORT BY COUNTRY OF ORIGIN
DAN LIMA GOLONGAN BARANG (SITC) UTAMA / AND FIVE MAJOR SITC COMMODITY GROUP
** MEI / MAY 2009 ****

Negara Asal/SITC/Uraian Golongan Barang <i>Country of Origin/SITC/group Description</i>	Berat Bersih / <i>Net Weight (Kg)</i>		Nilai CIF / <i>CIF Value (US\$)</i>	
	Bulan ini <i>Current month</i>	Kumulatif <i>Cum. Jan to date</i>	Bulan ini <i>Current month</i>	Kumulatif <i>Cum. Jan to date</i>
044 Maize, Unmilled	0	1 502 227	0	265 999
Lainnya	116 832	421 232	197 437	582 293
SUB TOTAL	5 225 694	35 835 947	5 704 963	21 341 863
CAMBODIA				
793 Ships, Boats, And Floating Structures	0	3 347 000	0	558 908
652 Cotton Fabrics, Woven	0	72 774	0	362 174
845 Articles Of Apparel	673	5 255	30 174	221 305
841 Men'S Coats/Jackets, Not Knitted	91	5 686	2 733	129 481
653 Fabrics, Woven, Of Man-Made Fibres	8 924	8 924	77 548	77 548
Lainnya	2 088	29 859	43 854	221 208
SUB TOTAL	11 776	3 469 498	154 309	1 570 624
BRUNEI DARUSSALAM				
333 Petroleum Oil, Crude	235 771 000	672 627 423	90 423 934	245 828 439
282 Waste And Scrap Metal Of Iron/Steel	0	2 898 927	0	695 742
742 Pumps For Liquid And Parts	0	13 026	0	276 666
679 Tubes, Pipes, Hollow Profile, Pipe Fitting Of Iron/Steel	58 201	58 310	155 764	156 716
713 Internal Combustion Piston Engines And Parts	0	4 974	0	105 636
Lainnya	968	32 124	14 610	93 175
SUB TOTAL	235 830 169	675 634 784	90 594 308	247 156 374
LAO PEOPLE'S DEMOCRATIC REPUBLIC				
551 Essential Oils, Perfumes, And Flavour Materials	0	16 000	0	96 000
071 Coffee And Coffee Substitutes	38 400	76 800	32 256	64 512
773 Equipment For Distributing Electricity	0	8 213	0	41 616
652 Cotton Fabrics, Woven	443	2 977	4 108	24 053
845 Articles Of Apparel	3	51	54	2 396
Lainnya	0	0	0	0
SUB TOTAL	38 846	104 041	36 418	228 577
NEPAL				
642 Paper And Paperboard Cut To Size/Shape And Article Of Papers	0	45	0	1 380
831 Travel Goods	0	19	0	573
Lainnya	0	0	0	0
SUB TOTAL	0	64	0	1 953
BHUTAN				
893 Article Of Plastics	951	2 509	29 714	89 239
776 Thermionic, Cold Cathode, And Photo Cathode Valves/Tubes	4	165	124	10 105
874 Measuring, Checking, Analysing, And Controlling Instrument And Apparatus	0	9	0	1 158
772 Electrical Apparatus For Making And Breaking Electrical Circuits	5	14	231	489
778 Electrical Machinery And Apparatus	5	5	408	408
Lainnya	0	0	0	0
SUB TOTAL	965	2 702	30 477	101 399
VIET NAM				
333 Petroleum Oil, Crude	77 933 370	233 640 561	32 879 616	83 739 998
751 Office Machines	363 009	1 899 060	2 649 404	14 188 100
611 Leathers	189 558	868 551	2 293 926	9 906 966
042 Rice	250 000	20 684 150	104 250	7 828 190
851 Footwears	135 041	528 512	1 639 474	7 106 423
Lainnya	25 625 340	91 693 612	27 812 445	116 521 376
SUB TOTAL	104 496 318	349 314 446	67 379 115	239 291 053
INDIA				
764 Telecommunication Equipments And Parts	230 551	788 653	34 895 909	112 849 501
511 Hydrocarbon And Their Halogenated, Nitrated Derivatives	22 527 462	93 116 673	21 810 960	71 561 728

**I.6 IMPOR KOMODITI MENURUT NEGARA ASAL / IMPORT BY COUNTRY OF ORIGIN
DAN LIMA GOLONGAN BARANG (SITC) UTAMA / AND FIVE MAJOR SITC COMMODITY GROUP
** MEI / MAY 2009 ****

Negara Asal/SITC/Uraian Golongan Barang <i>Country of Origin/SITC/group Description</i>	Berat Bersih / <i>Net Weight (Kg)</i>		Nilai CIF / <i>CIF Value (US\$)</i>	
	Bulan ini <i>Current month</i>	Kumulatif <i>Cum. Jan to date</i>	Bulan ini <i>Current month</i>	Kumulatif <i>Cum. Jan to date</i>
081 Feeding Stuff For Animals	15 327 721	200 012 396	3 968 846	65 792 127
334 Petroleum Products, Refined	343 168	112 101 426	302 282	57 815 562
222 Oil Seeds Use For Extraction Ofsoft Fixed Vegetable Oils	11 502 054	56 010 453	11 008 220	56 992 740
Lainnya	90 139 657	451 422 028	100 664 651	428 309 409
SUB TOTAL	140 070 613	913 451 629	172 650 868	793 321 067
PAKISTAN				
652 Cotton Fabrics, Woven	307 807	1 341 418	929 048	4 272 110
263 Cotton	371 085	1 741 642	453 669	2 150 907
642 Paper And Paperboard Cut To Size/Shape And Article Of Papers	0	574 394	0	1 759 308
653 Fabrics, Woven, Of Man-Made Fibres	58 269	358 006	258 422	1 424 226
611 Leathers	2 973	37 578	123 483	1 394 172
Lainnya	352 616	4 116 856	898 750	7 090 578
SUB TOTAL	1 092 750	8 169 894	2 663 372	18 091 301
BANGLADESH				
658 Made-Up Articles, Wholly/Chiefly Of Textile Materials	641 121	2 714 769	470 226	2 705 870
651 Textile Yarns	390 000	2 361 144	257 270	1 635 283
611 Leathers	861	19 141	31 818	884 383
264 Jute And Other Textile Bast Fibres	147 857	1 361 281	73 195	657 519
592 Starches, Inulin, And Wheat Glutenal Buminoidal Substances; Glues	24 000	108 000	108 000	486 000
Lainnya	113 476	702 452	252 576	2 060 646
SUB TOTAL	1 317 315	7 266 787	1 193 085	8 429 701
SRI LANKA				
046 Meal And Flour Of Wheat And Flour Of Meslin	10 809 000	37 330 451	5 067 319	19 978 250
074 Tea And Mate	22 603	179 369	94 914	634 871
651 Textile Yarns	11 958	80 839	416 861	576 285
656 Tulle,Lace,Embroidery,Ribbons,Trimmings And Other Small Wares	184	6 307	6 797	476 508
652 Cotton Fabrics, Woven	34 034	62 613	255 754	427 267
Lainnya	165 342	651 338	729 063	2 641 497
SUB TOTAL	11 043 121	38 310 917	6 570 708	24 734 678
AFGHANISTAN				
057 Fruit And Nut; Fresh Or Dried	0	19 500	0	28 275
652 Cotton Fabrics, Woven	3	3	62	62
Lainnya	0	0	0	0
SUB TOTAL	3	19 503	62	28 337
INDONESIA				
036 Crustaceans, Molluscs, And Aquatic Invertebrates	75 755	264 545	556 606	1 989 820
034 Fish, Fresh, Chilled Or Frozen	35 806	206 838	113 069	750 479
896 Works Of Art, Collectors Pieces And Antiques	527	722	692 475	712 476
676 Iron/Steel Bars, Rods, Angels, Shaped And Sections	0	306 334	0	466 164
784 Parts And Accessories Of The Motor Vehicles	11 310	68 664	67 964	422 663
Lainnya	183 696	918 740	472 443	3 031 636
SUB TOTAL	307 094	1 765 843	1 902 557	7 373 238
IRAN (ISLAMIC REPUBLIC OF)				
342 Liquefied Propane And Butane	36 162 702	127 817 526	14 641 471	56 640 678
511 Hydrocarbon And Their Halogenated, Nitrated Derivatives	21 908 150	89 548 557	16 481 154	56 542 116
334 Petroleum Products, Refined	6 203 981	12 227 048	4 838 332	9 588 065
562 Fertilizers, Manufactured	0	7 500 000	0	4 690 500
335 Residual Petroleum Products, And Related Materials	598 958	6 115 934	337 714	2 808 506
Lainnya	2 902 985	10 275 498	1 524 852	3 715 755
SUB TOTAL	67 776 776	253 484 563	37 823 523	133 985 620
SAUDI ARABIA				

**I.6 IMPOR KOMODITI MENURUT NEGARA ASAL / IMPORT BY COUNTRY OF ORIGIN
DAN LIMA GOLONGAN BARANG (SITC) UTAMA / AND FIVE MAJOR SITC COMMODITY GROUP
** MEI / MAY 2009 ****

Negara Asal/SITC/Uraian Golongan Barang <i>Country of Origin/SITC/group Description</i>	Berat Bersih / <i>Net Weight (Kg)</i>		Nilai CIF / <i>CIF Value (US\$)</i>	
	Bulan ini <i>Current month</i>	Kumulatif <i>Cum. Jan to date</i>	Bulan ini <i>Current month</i>	Kumulatif <i>Cum. Jan to date</i>
333 Petroleum Oil, Crude	496 402 850	1 694 911 197	216 296 792	644 196 019
511 Hydrocarbon And Their Halogenated, Nitrated Derivatives	37 387 070	131 085 348	26 126 114	85 574 224
334 Petroleum Products, Refined	97 486 101	197 840 323	45 328 522	79 287 719
342 Liquefied Propane And Butane	0	111 793 800	0	55 067 205
512 Alcohols, Phenols, Phenol-Alcohols And Their Halogenated	10 284 927	73 434 065	5 951 214	42 879 673
Lainnya	5 385 155	44 539 395	6 334 725	48 149 696
SUB TOTAL	646 946 103	2 253 604 128	300 037 367	955 154 536
ISRAEL				
764 Telecommunication Equipments And Parts	251	10 478	30 488	1 334 744
726 Printing/Book Binding Machinery And Parts	13 331	18 225	592 335	889 858
541 Medicinal And Pharmaceutical Products	1 037	8 268	29 418	449 795
771 Electric Power Machinery And Parts	771	2 110	138 340	394 745
776 Thermionic, Cold Cathode, And Photo Cathode Valves/Tubes	11	221	81 248	273 292
Lainnya	17 395	73 772	134 024	1 215 167
SUB TOTAL	32 796	113 074	1 005 853	4 557 601
KUWAIT				
334 Petroleum Products, Refined	86 908 000	845 423 000	40 627 260	359 571 573
512 Alcohols, Phenols, Phenol-Alcohols And Their Halogenated	4 605 619	18 937 782	2 517 424	10 831 501
571 Polymers Of Ethylene In Primary Forms	2 154 750	9 210 750	1 696 520	7 385 955
522 Inorganic Chemical Elements, Oxides And Halogen Salts	0	11 500 000	0	2 070 000
575 Other Plastics In Primary Forms	247 500	390 501	294 525	396 291
Lainnya	103 495	907 123	98 431	812 156
SUB TOTAL	94 019 364	886 369 156	45 234 160	381 067 476
JORDAN				
272 Fertilizers, Crude	76 050 000	231 660 000	31 560 750	72 465 930
562 Fertilizers, Manufactured	0	650 000	0	388 500
752 Automatic Data Processing Machines And Their Units	0	229	0	100 800
776 Thermionic, Cold Cathode, And Photo Cathode Valves/Tubes	0	140	0	34 818
232 Synthetic Rubber Latex, Synthetic/Reclaimed Rubber	0	30 870	0	23 458
Lainnya	1 364	27 030	72 321	93 979
SUB TOTAL	76 051 364	232 368 269	31 633 071	73 107 485
LEBANON				
892 Printed Matter	28 014	99 226	68 336	219 147
773 Equipment For Distributing Electricity	0	2 153	0	69 305
845 Articles Of Apparel	0	4 629	0	46 238
699 Manufactures Of Base Metals	0	1 287	0	44 264
073 Chocolate And Other Food Preparations Containing Cocoa	0	304	0	6 120
Lainnya	1 215	1 584	5 162	8 514
SUB TOTAL	29 229	109 183	73 498	393 588
YEMEN				
611 Leathers	13 700	41 430	41 715	133 377
288 Non-Ferrous Base Metal Waste And Scraps	19 030	19 030	65 970	65 970
778 Electrical Machinery And Apparatus	0	10 300	0	30 760
522 Inorganic Chemical Elements, Oxides And Halogen Salts	0	124	0	24 223
893 Article Of Plastics	0	1 967	0	8 980
Lainnya	0	756	0	3 451
SUB TOTAL	32 730	73 607	107 685	266 761
OMAN				
684 Aluminium	1 183 281	10 377 992	1 611 280	15 258 770
575 Other Plastics In Primary Forms	495 000	1 237 500	292 050	671 469
792 Aircraft And Associated Equipments And Parts	222	3 784	25 470	67 970
771 Electric Power Machinery And Parts	113	113	11 038	11 038
742 Pumps For Liquid And Parts	0	335	0	7 122
Lainnya	285	883	1 181	8 652
SUB TOTAL	1 678 901	11 620 607	1 941 019	16 025 021

**I.6 IMPOR KOMODITI MENURUT NEGARA ASAL / IMPORT BY COUNTRY OF ORIGIN
DAN LIMA GOLONGAN BARANG (SITC) UTAMA / AND FIVE MAJOR SITC COMMODITY GROUP
** MEI / MAY 2009 ****

Negara Asal/SITC/Uraian Golongan Barang <i>Country of Origin/SITC/group Description</i>	Berat Bersih / <i>Net Weight (Kg)</i>		Nilai CIF / <i>CIF Value (US\$)</i>	
	Bulan ini <i>Current month</i>	Kumulatif <i>Cum. Jan to date</i>	Bulan ini <i>Current month</i>	Kumulatif <i>Cum. Jan to date</i>
SYRIA ARAB REPUBLIC				
334 Petroleum Products, Refined	0	1 184 661	0	462 610
611 Leathers	0	17 860	0	137 700
892 Printed Matter	0	42 004	0	49 809
655 Knitted Or Crocheted Fabrics	1 620	1 620	40 549	40 549
056 Vegetables, Roots And Tubers, Prepared Or Preserved Nes	0	3 717	0	7 399
Lainnya	48	1 949	2 728	7 236
SUB TOTAL	1 668	1 251 811	43 277	705 303
TURKEY				
333 Petroleum Oil, Crude	126 804 172	410 828 853	49 832 568	163 678 178
046 Meal And Flour Of Wheat And Flour Of Meslin	36 653 745	118 650 780	10 899 461	36 268 180
121 Tobacco, Unmanufactured And Refused	109 473	1 972 192	884 874	10 976 815
672 Ingots And Other Iron/Steel In Primary Forms	0	15 156 150	0	6 441 577
562 Fertilizers, Manufactured	0	4 000 000	0	3 520 000
Lainnya	4 839 603	23 765 359	3 117 807	21 417 128
SUB TOTAL	168 406 993	574 373 334	64 734 710	242 301 878
UNITED ARAB EMIRATES				
342 Liquefied Propane And Butane	10 108 000	109 611 000	4 223 122	48 442 495
684 Alumunium	849 813	2 462 214	1 889 858	5 015 375
081 Feeding Stuff For Animals	1 604 040	15 401 700	412 820	3 555 516
571 Polymers Of Ethylene In Primary Forms	503 250	2 606 997	510 840	2 538 361
511 Hydrocarbon And Their Halogenated, Nitrated Derivatives	0	3 801 015	0	2 193 186
Lainnya	1 926 373	5 460 897	3 152 050	9 132 977
SUB TOTAL	14 991 476	139 343 823	10 188 690	70 877 910
QATAR				
342 Liquefied Propane And Butane	0	159 569 812	0	70 691 277
511 Hydrocarbon And Their Halogenated, Nitrated Derivatives	4 589 970	43 553 373	2 848 076	26 592 107
334 Petroleum Products, Refined	19 957 508	49 957 041	9 801 012	24 236 067
598 Miscellaneous Chemical Products	0	5 951 852	0	9 882 492
562 Fertilizers, Manufactured	0	13 199 998	0	3 920 399
Lainnya	3 523 108	8 722 425	1 270 228	3 781 103
SUB TOTAL	28 070 586	280 954 501	13 919 316	139 103 445
BAHRAIN				
334 Petroleum Products, Refined	44 949 020	44 949 020	18 467 058	18 467 058
684 Alumunium	161 958	1 214 729	288 315	2 261 402
522 Inorganic Chemical Elements, Oxides And Halogen Salts	0	8 871 044	0	1 907 274
672 Ingots And Other Iron/Steel In Primary Forms	0	1 147 090	0	476 042
675 Flat Rolled Products And Alloy Steels	12 969	81 548	22 845	149 161
Lainnya	249 520	822 067	62 380	297 178
SUB TOTAL	45 373 467	57 085 498	18 840 598	23 558 115
CYPRUS				
273 Stone, Sand And Gravel	0	109 000	0	34 766
893 Article Of Plastics	4 438	4 438	6 545	6 545
872 Medical Instruments And Appliances	83	83	5 730	5 730
895 Office And Stationery Supplies	1 572	1 572	2 318	2 318
726 Printing/Book Binding Machinery And Parts	272	272	402	402
Lainnya	0	0	0	0
SUB TOTAL	6 365	115 365	14 995	49 761
EGYPT				
562 Fertilizers, Manufactured	17 950 000	58 305 000	2 112 000	9 892 674
061 Sugar, Molasses, And Honey	19 901 581	19 901 581	4 241 193	4 241 193
272 Fertilizers, Crude	30 030 000	30 030 000	4 030 146	4 030 146

**I.6 IMPOR KOMODITI MENURUT NEGARA ASAL / IMPORT BY COUNTRY OF ORIGIN
DAN LIMA GOLONGAN BARANG (SITC) UTAMA / AND FIVE MAJOR SITC COMMODITY GROUP
** MEI / MAY 2009 ****

Negara Asal/SITC/Uraian Golongan Barang <i>Country of Origin/SITC/group Description</i>	Berat Bersih / <i>Net Weight (Kg)</i>		Nilai CIF / <i>CIF Value (US\$)</i>	
	Bulan ini <i>Current month</i>	Kumulatif <i>Cum. Jan to date</i>	Bulan ini <i>Current month</i>	Kumulatif <i>Cum. Jan to date</i>
057 Fruit And Nut; Fresh Or Dried	650 320	2 643 965	506 746	1 980 717
611 Leathers	26 500	88 500	189 424	641 376
Lainnya	345 397	1 395 635	353 300	2 401 839
SUB TOTAL	68 903 798	112 364 681	11 432 809	23 187 945
LIBYAN ARAB JAMAHIRIYA				
333 Petroleum Oil, Crude	0	262 559 808	0	90 012 934
511 Hydrocarbon And Their Halogenated, Nitrated Derivatives	0	19 955 946	0	11 280 630
Lainnya	0	0	0	0
SUB TOTAL	0	282 515 754	0	101 293 564
MOROCCO				
334 Petroleum Products, Refined	0	25 815 339	0	10 080 890
842 Women'S Coats/Jacket, Not Knitted	5 242	29 050	283 123	1 431 951
841 Men'S Coats/Jackets, Not Knitted	1 936	9 292	98 127	428 545
845 Articles Of Apparel	640	5 636	29 830	268 971
844 Women'S Coats/Jackets, Knitted	519	3 779	23 176	172 397
Lainnya	510	51 078	8 893	196 640
SUB TOTAL	8 847	25 914 174	443 149	12 579 394
TUNISIA				
641 Papers And Paperboards	41 103	1 043 403	20 963	1 076 385
251 Pulp And Waste Paper	112 000	358 400	216 528	673 106
772 Electrical Apparatus For Making And Breaking Electrical Circuits	3 240	9 428	86 996	249 913
057 Fruit And Nut; Fresh Or Dried	44 751	44 751	120 489	120 489
842 Women'S Coats/Jacket, Not Knitted	147	1 848	10 702	113 316
Lainnya	28 867	140 808	84 597	387 099
SUB TOTAL	230 108	1 598 638	540 275	2 620 308
ALGERIA				
333 Petroleum Oil, Crude	124 675 498	124 675 498	54 007 305	54 007 305
057 Fruit And Nut; Fresh Or Dried	0	24 000	0	24 000
699 Manufactures Of Base Metals	0	360	0	9 758
Lainnya	0	0	0	0
SUB TOTAL	124 675 498	124 699 858	54 007 305	54 041 063
SUDAN				
333 Petroleum Oil, Crude	82 171 246	428 789 831	30 362 957	176 015 172
273 Stone, Sand And Gravel	2 292	17 865	4 803	36 784
896 Works Of Art, Collectors Pieces And Antiques	0	12 709	0	22 033
831 Travel Goods	0	42	0	72
Lainnya	0	0	0	0
SUB TOTAL	82 173 538	428 820 447	30 367 760	176 074 061
ERITREA				
776 Thermionic, Cold Cathode, And Photo Cathode Valves/Tubes	0	1	0	1 000
873 Meters And Counters	0	4	0	711
695 Tools For Used In The Hand Or In Machines	0	9	0	552
Lainnya	0	0	0	0
SUB TOTAL	0	14	0	2 263
LESOTHO				
845 Articles Of Apparel	18	18	698	698
Lainnya	0	0	0	0
SUB TOTAL	18	18	698	698
NAMIBIA				

**I.6 IMPOR KOMODITI MENURUT NEGARA ASAL / IMPORT BY COUNTRY OF ORIGIN
DAN LIMA GOLONGAN BARANG (SITC) UTAMA / AND FIVE MAJOR SITC COMMODITY GROUP
** MEI / MAY 2009 ****

Negara Asal/SITC/Uraian Golongan Barang <i>Country of Origin/SITC/group Description</i>	Berat Bersih / <i>Net Weight (Kg)</i>		Nilai CIF / <i>CIF Value (US\$)</i>	
	Bulan ini <i>Current month</i>	Kumulatif <i>Cum. Jan to date</i>	Bulan ini <i>Current month</i>	Kumulatif <i>Cum. Jan to date</i>
686 Zinc	936 365	3 899 508	1 422 406	5 430 308
Lainnya	0	0	0	0
SUB TOTAL	936 365	3 899 508	1 422 406	5 430 308
ETHIOPIA				
211 Hides And Skins, Raw	0	68 791	0	616 117
611 Leathers	98	3 126	11 187	169 513
071 Coffee And Coffee Substitutes	0	36 078	0	86 402
075 Spices	0	60 000	0	72 000
Lainnya	0	0	0	0
SUB TOTAL	98	167 995	11 187	944 032
TANZANIA, UNITED REPUBLIC OF				
263 Cotton	840 048	2 278 090	686 074	2 464 901
222 Oil Seeds Use For Extraction Ofsoft Fixed Vegetable Oils	0	461 024	0	328 831
292 Crude Vegetable Materials	0	200 000	0	320 000
071 Coffee And Coffee Substitutes	0	54 000	0	82 900
248 Wood,Simply Worked And Railway Sleeper Of Wood	0	25 375	0	41 978
Lainnya	0	1 423	0	12 214
SUB TOTAL	840 048	3 019 912	686 074	3 250 824
MADAGASCAR				
551 Essential Oils, Perfumes, And Flavour Materials	19 200	228 800	117 120	1 528 160
287 Ores And Concentrates Of Basemetals	25 000	215 560	14 175	150 914
843 Men'S Coats/Jackets, Knitted	0	1 172	0	35 752
265 Vegetable Textile Fibres,Raw Or Processed;Waste Of These Fibres	0	25 284	0	27 560
845 Articles Of Apparel	51	640	1 414	19 564
Lainnya	58	22 979	3 355	18 973
SUB TOTAL	44 309	494 435	136 064	1 780 923
KENYA				
074 Tea And Mate	115 931	842 668	261 852	1 892 790
263 Cotton	204 871	695 470	259 704	893 228
642 Paper And Paperboard Cut To Size/Shape And Article Of Papers	0	386 400	0	823 040
611 Leathers	12 576	58 386	114 903	568 920
292 Crude Vegetable Materials	184 652	284 724	295 426	455 541
Lainnya	28 049	184 965	58 959	298 588
SUB TOTAL	546 079	2 452 613	990 844	4 932 107
REUNION				
251 Pulp And Waste Paper	1 183 370	3 586 413	128 764	371 925
742 Pumps For Liquid And Parts	0	375	0	10 724
874 Measuring, Checking, Analysing, And Controlling Instrument And Appa	0	14	0	4 524
Lainnya	0	0	0	0
SUB TOTAL	1 183 370	3 586 802	128 764	387 173
MOZAMBIQUE				
263 Cotton	429 675	588 780	535 927	722 452
287 Ores And Concentrates Of Basemetals	24 500	198 100	11 055	145 767
752 Automatic Data Processing Machines And Their Units	3 944	3 944	57 158	57 158
222 Oil Seeds Use For Extraction Ofsoft Fixed Vegetable Oils	0	148 815	0	56 550
685 Lead	0	24 497	0	45 074
Lainnya	0	0	0	0
SUB TOTAL	458 119	964 136	604 140	1 027 001
BOTSWANA				
658 Made-Up Articles, Wholly/Chiefly Of Textile Materials	0	88	0	1 526
Lainnya	0	0	0	0

**I.6 IMPOR KOMODITI MENURUT NEGARA ASAL / IMPORT BY COUNTRY OF ORIGIN
DAN LIMA GOLONGAN BARANG (SITC) UTAMA / AND FIVE MAJOR SITC COMMODITY GROUP
** MEI / MAY 2009 ****

Negara Asal/SITC/Uraian Golongan Barang <i>Country of Origin/SITC/group Description</i>	Berat Bersih / <i>Net Weight (Kg)</i>		Nilai CIF / <i>CIF Value (US\$)</i>	
	Bulan ini <i>Current month</i>	Kumulatif <i>Cum. Jan to date</i>	Bulan ini <i>Current month</i>	Kumulatif <i>Cum. Jan to date</i>
SUB TOTAL	0	88	0	1 526
TOGO				
263 Cotton	794 774	1 410 688	895 304	1 696 279
222 Oil Seeds Use For Extraction Ofsoft Fixed Vegetable Oils	0	266 300	0	119 836
642 Paper And Paperboard Cut To Size/Shape And Article Of Papers	0	30 756	0	83 179
657 Special Yarns,Textile Fabrics	0	2 461	0	16 721
892 Printed Matter	0	1 481	0	10 063
Lainnya	0	707	0	5 952
SUB TOTAL	794 774	1 712 393	895 304	1 932 030
GHANA				
072 Cocoa	900 000	5 800 000	2 681 038	16 776 514
287 Ores And Concentrates Of Basemetals	25 700	53 580	11 596	29 959
248 Wood,Simply Worked And Railway Sleeper Of Wood	0	11 510	0	25 882
001 Live Animals Other Than Fish	49	49	361	361
Lainnya	0	0	0	0
SUB TOTAL	925 749	5 865 139	2 692 995	16 832 716
LIBERIA				
653 Fabrics, Woven, Of Man-Made Fibres	1 378	1 378	20 705	20 705
651 Textile Yarns	355	355	852	852
Lainnya	0	0	0	0
SUB TOTAL	1 733	1 733	21 557	21 557
ANGOLA				
679 Tubes, Pipes, Hollow Profile, Pipe Fitting Of Iron/Steel	0	55 458	0	106 369
723 Civil Engineering And Contractor Plants And Equipments/Parts	0	29 677	0	37 514
Lainnya	0	0	0	0
SUB TOTAL	0	85 135	0	143 883
CONGO				
282 Waste And Scrap Metal Of Iron/Steel	0	341 300	0	206 487
248 Wood,Simply Worked And Railway Sleeper Of Wood	16 848	90 170	19 773	122 287
247 Wood In The Rough Or Roughly Squared	38 815	38 815	32 882	32 882
728 Other Machines And Equipment Specialized For Particular Industry	0	5 512	0	19 300
742 Pumps For Liquid And Parts	0	428	0	1 500
Lainnya	0	46	0	824
SUB TOTAL	55 663	476 271	52 655	383 280
CAMEROON				
072 Cocoa	494 914	1 388 358	1 467 618	3 572 340
263 Cotton	38 001	437 863	46 287	717 815
248 Wood,Simply Worked And Railway Sleeper Of Wood	97 993	219 591	101 490	237 884
772 Electrical Apparatus For Making And Breaking Electrical Circuits	0	5 733	0	27 098
653 Fabrics, Woven, Of Man-Made Fibres	0	3 856	0	20 523
Lainnya	484	29 196	19 539	53 892
SUB TOTAL	631 392	2 084 597	1 634 934	4 629 552
NIGERIA				
333 Petroleum Oil, Crude	254 994 000	759 063 321	106 525 044	302 149 183
263 Cotton	507 614	507 614	678 278	678 278
248 Wood,Simply Worked And Railway Sleeper Of Wood	0	118 827	0	85 220
653 Fabrics, Woven, Of Man-Made Fibres	0	32	0	40
Lainnya	0	0	0	0
SUB TOTAL	255 501 614	759 689 794	107 203 322	302 912 721

**I.6 IMPOR KOMODITI MENURUT NEGARA ASAL / IMPORT BY COUNTRY OF ORIGIN
DAN LIMA GOLONGAN BARANG (SITC) UTAMA / AND FIVE MAJOR SITC COMMODITY GROUP
** MEI / MAY 2009 ****

Negara Asal/SITC/Uraian Golongan Barang <i>Country of Origin/SITC/group Description</i>	Berat Bersih / <i>Net Weight (Kg)</i>		Nilai CIF / <i>CIF Value (US\$)</i>	
	Bulan ini <i>Current month</i>	Kumulatif <i>Cum. Jan to date</i>	Bulan ini <i>Current month</i>	Kumulatif <i>Cum. Jan to date</i>
SIERRA LEONE				
771 Electric Power Machinery And Parts	0	16	0	2 818
778 Electrical Machinery And Apparatus	123	972	200	1 122
716 Rotating Electric Plants And Parts	3	3	434	434
743 Pumps, Compressors, Fans, Blowers, Centrifuges, And Parts	2	12	18	95
713 Internal Combustion Piston Engines And Parts	0	3	0	50
Lainnya	0	19	0	66
SUB TOTAL	128	1 025	652	4 585
GABON				
635 Wood Manufactures	0	88 150	0	208 135
248 Wood,Simply Worked And Railway Sleeper Of Wood	0	68 873	0	56 871
728 Other Machines And Equipment Specialized For Particular Industry	0	3 357	0	51 570
748 Transmission Shafts And Cranks	0	6	0	263
Lainnya	0	0	0	0
SUB TOTAL	0	160 386	0	316 839
COTE D'IVOIRE				
072 Cocoa	700 700	1 652 338	1 963 974	4 531 162
263 Cotton	1 154 905	1 939 741	1 431 940	2 596 832
288 Non-Ferrous Base Metal Waste And Scraps	19 235	19 235	78 911	78 911
057 Fruit And Nut; Fresh Or Dried	100 776	100 776	75 582	75 582
Lainnya	0	0	0	0
SUB TOTAL	1 975 616	3 712 090	3 550 407	7 282 487
SENEGAL				
287 Ores And Concentrates Of Basemetals	25 130	380 080	11 339	197 602
676 Iron/Steel Bars, Rods, Angels, Shaped And Sections	0	2 139	0	1 680
723 Civil Engineering And Contractor Plants And Equipments/Parts	0	3 036	0	1 660
735 Parts Of Machine Tools	0	2	0	648
Lainnya	0	0	0	0
SUB TOTAL	25 130	385 257	11 339	201 590
MAURITANIA				
652 Cotton Fabrics, Woven	0	2 430	0	20 875
Lainnya	0	0	0	0
SUB TOTAL	0	2 430	0	20 875
MALI				
263 Cotton	628 115	2 389 817	739 226	2 845 742
745 Other Non-Electical Machinery, Tools, And Mechanical Apparatus	0	385	0	5 276
748 Transmission Shafts And Cranks	0	42	0	2 247
694 Nails, Screws, Nuts, Bolts, Rivets Of Iron/Steel Or Copper	0	36	0	476
Lainnya	0	0	0	0
SUB TOTAL	628 115	2 390 280	739 226	2 853 741
BENIN				
263 Cotton	670 416	1 583 054	822 839	2 022 951
057 Fruit And Nut; Fresh Or Dried	140 180	496 650	97 590	315 718
Lainnya	0	0	0	0
SUB TOTAL	810 596	2 079 704	920 429	2 338 669
BURKINA FASO				
263 Cotton	793 517	1 258 276	978 499	1 555 399
575 Other Plastics In Primary Forms	0	4 716	0	27 000
582 Plates, Sheets, And Film Of Plastics	0	3 162	0	18 103
592 Starches, Inulin, And Wheat Glutenal Buminoidal Substances; Glues	0	156	0	892
629 Articles Of Rubbers	0	120	0	684
Lainnya	0	45	0	254

**I.6 IMPOR KOMODITI MENURUT NEGARA ASAL / IMPORT BY COUNTRY OF ORIGIN
DAN LIMA GOLONGAN BARANG (SITC) UTAMA / AND FIVE MAJOR SITC COMMODITY GROUP
** MEI / MAY 2009 ****

Negara Asal/SITC/Uraian Golongan Barang <i>Country of Origin/SITC/group Description</i>	Berat Bersih / <i>Net Weight (Kg)</i>		Nilai CIF / <i>CIF Value (US\$)</i>	
	Bulan ini <i>Current month</i>	Kumulatif <i>Cum. Jan to date</i>	Bulan ini <i>Current month</i>	Kumulatif <i>Cum. Jan to date</i>
SUB TOTAL	793 517	1 266 475	978 499	1 602 332
U.S. VIRGIN ISLANDS				
851 Footwears	0	395	0	4 915
844 Women'S Coats/Jackets, Knitted	0	32	0	979
845 Articles Of Apparel	0	3	0	71
843 Men'S Coats/Jackets, Knitted	0	2	0	67
897 Jewellery, Goldsmith, Silversmith Wares, And Other Articles	0	1	0	22
Lainnya	0	0	0	0
SUB TOTAL	0	433	0	6 054
SEYCHELLES				
598 Miscellaneous Chemical Products	0	1 000	0	35 270
813 Lighting Fixtures And Fittings	0	1 215	0	3 650
893 Article Of Plastics	0	11	0	34
Lainnya	0	0	0	0
SUB TOTAL	0	2 226	0	38 954
UGANDA				
263 Cotton	417 426	2 268 059	527 966	2 755 607
611 Leathers	0	20 139	0	209 639
554 Soap,Cleansing And Polishing Preparations	0	1	0	10
Lainnya	0	0	0	0
SUB TOTAL	417 426	2 288 199	527 966	2 965 256
CENTRAL AFRICAN REPUBLIC				
263 Cotton	49 186	906 036	60 724	1 027 211
676 Iron/Steel Bars, Rods, Angels, Shaped And Sections	0	2 236	0	2 646
Lainnya	0	0	0	0
SUB TOTAL	49 186	908 272	60 724	1 029 857
NIGER				
273 Stone, Sand And Gravel	22 466	43 179	9 967	18 727
694 Nails, Screws, Nuts, Bolts, Rivets Of Iron/Steel Or Copper	0	31	0	124
679 Tubes, Pipes, Hollow Profile, Pipe Fitting Of Iron/Steel	0	62	0	48
784 Parts And Accessories Of The Motor Vehicles	0	1	0	3
Lainnya	0	0	0	0
SUB TOTAL	22 466	43 273	9 967	18 902
CHAD				
263 Cotton	0	19 853	0	37 050
Lainnya	0	0	0	0
SUB TOTAL	0	19 853	0	37 050
DJIBOUTI				
611 Leathers	0	5 175	0	141 527
Lainnya	0	0	0	0
SUB TOTAL	0	5 175	0	141 527
SAINT HELENA				
657 Special Yarns,Textile Fabrics	0	4 890	0	57 926
675 Flat Rolled Products And Alloy Steels	0	41 178	0	41 122
711 Steam And Other Vapour Generating Boilers And Parts	0	894	0	4 101
747 Taps, Cocks, And Valves For Pipes	0	1	0	7
512 Alcohols,Phenols,Phenol-Alcohols And Their Halogenated	0	1	0	1
Lainnya	0	1	0	1

**I.6 IMPOR KOMODITI MENURUT NEGARA ASAL / IMPORT BY COUNTRY OF ORIGIN
DAN LIMA GOLONGAN BARANG (SITC) UTAMA / AND FIVE MAJOR SITC COMMODITY GROUP
** MEI / MAY 2009 ****

Negara Asal/SITC/Uraian Golongan Barang <i>Country of Origin/SITC/group Description</i>	Berat Bersih / <i>Net Weight (Kg)</i>		Nilai CIF / <i>CIF Value (US\$)</i>	
	Bulan ini <i>Current month</i>	Kumulatif <i>Cum. Jan to date</i>	Bulan ini <i>Current month</i>	Kumulatif <i>Cum. Jan to date</i>
SUB TOTAL	0	46 965	0	103 158
SWAZILAND				
251 Pulp And Waste Paper	973 055	4 360 213	369 761	1 727 233
772 Electrical Apparatus For Making And Breaking Electrical Circuits	5	5 862	26	319 067
598 Miscellaneous Chemical Products	3 859	11 273	28 524	83 859
874 Measuring, Checking, Analysing, And Controlling Instrument And Apparatus	1 643	1 688	55 139	71 810
679 Tubes, Pipes, Hollow Profile, Pipe Fitting Of Iron/Steel	255	889	19 005	55 318
Lainnya	226	37 357	35 514	268 977
SUB TOTAL	979 043	4 417 282	507 969	2 526 264
SOUTH AFRICA				
333 Petroleum Oil, Crude	0	132 753 196	0	52 287 064
251 Pulp And Waste Paper	8 578 937	41 647 396	4 970 892	31 202 824
873 Meters And Counters	81 111	100 612	2 583 836	3 494 102
057 Fruit And Nut; Fresh Or Dried	299 845	2 232 128	332 079	3 062 968
711 Steam And Other Vapour Generating Boilers And Parts	509 155	574 658	2 412 049	2 966 404
Lainnya	4 889 863	22 744 802	5 361 052	30 825 280
SUB TOTAL	14 358 911	200 052 792	15 659 908	123 838 642
ZIMBABWE				
263 Cotton	881 656	2 820 531	1 068 339	3 921 029
121 Tobacco, Unmanufactured And Refused	49 300	376 500	323 833	2 449 023
821 Furnitures And Parts	30	84	549	1 331
Lainnya	0	0	0	0
SUB TOTAL	930 986	3 197 115	1 392 721	6 371 383
ZAMBIA				
287 Ores And Concentrates Of Basemetals	105 200	164 050	49 051	75 860
Lainnya	0	0	0	0
SUB TOTAL	105 200	164 050	49 051	75 860
MALAWI				
263 Cotton	201 533	715 590	224 148	1 057 116
074 Tea And Mate	0	540	0	5 584
Lainnya	0	0	0	0
SUB TOTAL	201 533	716 130	224 148	1 062 700
MAURITIUS				
651 Textile Yarns	795 991	1 662 403	833 061	1 969 885
575 Other Plastics In Primary Forms	325 000	1 167 954	343 514	1 133 058
679 Tubes, Pipes, Hollow Profile, Pipe Fitting Of Iron/Steel	0	47 790	0	324 945
676 Iron/Steel Bars, Rods, Angles, Shaped And Sections	0	1 130 000	0	248 031
845 Articles Of Apparel	887	5 253	26 578	110 626
Lainnya	43 440	418 275	98 037	566 566
SUB TOTAL	1 165 318	4 431 675	1 301 190	4 353 111
RWANDA				
699 Manufactures Of Base Metals	0	1	0	3
Lainnya	0	0	0	0
SUB TOTAL	0	1	0	3
VIRGIN ISLANDS (BRITISH)				
278 Other Crude Minerals	0	7 700 000	0	363 100
899 Other Miscellaneous Manufactured Articles	37 328	37 328	53 158	53 158
651 Textile Yarns	25 000	25 000	43 250	43 250
851 Footwears	402	3 570	3 967	37 227
513 Carboxylic Acids, And Their Anhydrides, Halides, Peroxides	0	22 000	0	16 325

**I.6 IMPOR KOMODITI MENURUT NEGARA ASAL / IMPORT BY COUNTRY OF ORIGIN
DAN LIMA GOLONGAN BARANG (SITC) UTAMA / AND FIVE MAJOR SITC COMMODITY GROUP
** MEI / MAY 2009 ****

Negara Asal/SITC/Uraian Golongan Barang <i>Country of Origin/SITC/group Description</i>	Berat Bersih / <i>Net Weight (Kg)</i>		Nilai CIF / <i>CIF Value (US\$)</i>	
	Bulan ini <i>Current month</i>	Kumulatif <i>Cum. Jan to date</i>	Bulan ini <i>Current month</i>	Kumulatif <i>Cum. Jan to date</i>
Lainnya	352	1 298	2 361	14 798
SUB TOTAL	63 082	7 789 196	102 736	527 858
AUSTRALIA				
041 Wheat And Meslin, Unmilled	254 361 985	974 166 669	64 194 694	275 154 241
001 Live Animals Other Than Fish	19 518 483	87 279 475	36 353 525	168 653 998
684 Aluminium	6 409 189	23 435 700	12 198 593	50 243 987
285 Aluminium Ores And Concentrates	44 880 000	181 100 000	10 636 947	50 123 740
562 Fertilizers, Manufactured	49 712 700	107 860 181	13 703 292	40 976 155
Lainnya	280 729 937	995 569 451	142 045 660	593 740 670
SUB TOTAL	655 612 294	2 369 411 476	279 132 711	1 178 892 791
NEW ZEALAND				
022 Milk, Cream, And Milk Products Other Than Butter Or Cheese	7 388 839	32 601 608	18 070 715	80 608 062
011 Meat Of Bovine Animals Fresh, Chilled Or Frozen	1 676 696	7 896 128	4 777 167	22 706 673
251 Pulp And Waste Paper	13 386 602	57 593 524	4 576 911	18 411 283
081 Feeding Stuff For Animals	7 522 033	36 499 220	3 653 741	16 051 460
012 Other Meat, Other Edible Meat Offal, Fresh, Chilled Or Frozen	1 703 859	7 721 937	3 164 599	13 592 918
Lainnya	16 487 134	83 992 264	14 119 793	65 699 090
SUB TOTAL	48 165 163	226 304 681	48 362 926	217 069 486
MICRONESIA, FEDERATED STATES OF				
292 Crude Vegetable Materials	0	318	0	859
057 Fruit And Nut; Fresh Or Dried	0	5	0	11
Lainnya	0	0	0	0
SUB TOTAL	0	323	0	870
GUAM				
292 Crude Vegetable Materials	0	106	0	282
844 Women'S Coats/Jackets, Knitted	0	8	0	266
057 Fruit And Nut; Fresh Or Dried	0	1	0	1
Lainnya	0	0	0	0
SUB TOTAL	0	115	0	549
NAURU				
035 Fish, Dried Salted Or In Brine; Smoked Fish	100	100	6 236	6 236
693 Wire Products And Fencing Grills	0	166	0	620
Lainnya	0	0	0	0
SUB TOTAL	100	266	6 236	6 856
NEW CALEDONIA				
575 Other Plastics In Primary Forms	500	500	6 024	6 024
747 Taps, Cocks, And Valves For Pipes	60	60	2 029	2 029
629 Articles Of Rubbers	0	23	0	517
666 Pottery	0	43	0	22
Lainnya	0	0	0	0
SUB TOTAL	560	626	8 053	8 592
NIUE				
694 Nails, Screws, Nuts, Bolts, Rivets Of Iron/Steel Or Copper	0	2 371	0	9 399
Lainnya	0	0	0	0
SUB TOTAL	0	2 371	0	9 399
VANUATU				
893 Article Of Plastics	0	60	0	346
899 Other Miscellaneous Manufactured Articles	0	30	0	173
Lainnya	0	0	0	0

**I.6 IMPOR KOMODITI MENURUT NEGARA ASAL / IMPORT BY COUNTRY OF ORIGIN
DAN LIMA GOLONGAN BARANG (SITC) UTAMA / AND FIVE MAJOR SITC COMMODITY GROUP
** MEI / MAY 2009 ****

Negara Asal/SITC/Uraian Golongan Barang <i>Country of Origin/SITC/group Description</i>	Berat Bersih / <i>Net Weight (Kg)</i>		Nilai CIF / <i>CIF Value (US\$)</i>	
	Bulan ini <i>Current month</i>	Kumulatif <i>Cum. Jan to date</i>	Bulan ini <i>Current month</i>	Kumulatif <i>Cum. Jan to date</i>
SUB TOTAL	0	90	0	519
BRITISH INDIAN OCEAN TERRITORY				
081 Feeding Stuff For Animals	288 330	288 330	62 856	62 856
821 Furnitures And Parts	5 290	5 290	3 339	3 339
713 Internal Combustion Piston Engines And Parts	3	16	47	263
Lainnya	0	0	0	0
SUB TOTAL	293 623	293 636	66 242	66 458
OTH.OCEANIA				
899 Other Miscellaneous Manufactured Articles	0	73	0	2 093
Lainnya	0	0	0	0
SUB TOTAL	0	73	0	2 093
AMERICAN SAMOA				
263 Cotton	0	520 169	0	850 277
764 Telecommunication Equipments And Parts	0	14 900	0	427 975
743 Pumps, Compressors, Fans, Blowers, Centrifuges, And Parts	286 377	433 349	96 048	147 484
781 Passenger Motor Cars	0	18 197	0	142 443
232 Synthetic Rubber Latex, Synthetic/Reclaimed Rubber	0	59 027	0	36 689
Lainnya	2 114	27 168	44 252	111 285
SUB TOTAL	288 491	1 072 810	140 300	1 716 153
COOK ISLANDS				
744 Mechanical Handling Equipments And Parts	188	10 378	324	553 068
725 Papermill/Pulpmill Machinery And Paper Cutting Machines	0	1 832	0	147 822
728 Other Machines And Equipment Specialized For Particular Industry	3 825	4 577	105 233	113 347
771 Electric Power Machinery And Parts	0	27 280	0	109 946
695 Tools For Used In The Hand Or In Machines	1 509	1 571	38 630	70 168
Lainnya	1 471	7 439	38 215	107 552
SUB TOTAL	6 993	53 077	182 402	1 101 903
FIJI				
655 Knitted Or Crocheted Fabrics	0	1 083	0	9 894
653 Fabrics, Woven, Of Man-Made Fibres	0	449	0	3 580
Lainnya	0	0	0	0
SUB TOTAL	0	1 532	0	13 474
MARSHALL ISLANDS				
792 Aircraft And Associated Equipments And Parts	0	9	0	132 312
742 Pumps For Liquid And Parts	0	5	0	76 534
874 Measuring, Checking, Analysing, And Controlling Instrument And Apparatus	0	2	0	27 958
772 Electrical Apparatus For Making And Breaking Electrical Circuits	0	1	0	9 921
Lainnya	0	0	0	0
SUB TOTAL	0	17	0	246 725
SAMOA				
653 Fabrics, Woven, Of Man-Made Fibres	0	4 535	0	44 924
515 Organo-Inorganic And Heterocyclic Compounds	1 000	1 000	18 000	18 000
772 Electrical Apparatus For Making And Breaking Electrical Circuits	60	60	1 282	1 282
773 Equipment For Distributing Electricity	28	28	655	655
Lainnya	0	0	0	0
SUB TOTAL	1 088	5 623	19 937	64 861
SOLOMON ISLANDS				
072 Cocoa	0	255 000	0	686 485
282 Waste And Scrap Metal Of Iron/Steel	0	92 150	0	53 447

**I.6 IMPOR KOMODITI MENURUT NEGARA ASAL / IMPORT BY COUNTRY OF ORIGIN
DAN LIMA GOLONGAN BARANG (SITC) UTAMA / AND FIVE MAJOR SITC COMMODITY GROUP
** MEI / MAY 2009 ****

Negara Asal/SITC/Uraian Golongan Barang <i>Country of Origin/SITC/group Description</i>	Berat Bersih / <i>Net Weight (Kg)</i>		Nilai CIF / <i>CIF Value (US\$)</i>	
	Bulan ini <i>Current month</i>	Kumulatif <i>Cum. Jan to date</i>	Bulan ini <i>Current month</i>	Kumulatif <i>Cum. Jan to date</i>
Lainnya	0	0	0	0
SUB TOTAL	0	347 150	0	739 932
TONGA				
048 Cereal Preparations And Preparations Of Flours/Starchs Of Fruit	0	1 691	0	11 019
292 Crude Vegetable Materials	0	316	0	2 043
Lainnya	0	0	0	0
SUB TOTAL	0	2 007	0	13 062
TUVALU				
793 Ships, Boats, And Floating Structures	0	872 000	0	364 716
776 Thermionic, Cold Cathode, And Photo Cathode Valves/Tubes	0	20	0	2 424
Lainnya	0	0	0	0
SUB TOTAL	0	872 020	0	367 140
UNITED STATES MINOR OUTLYING ISLAND				
694 Nails, Screws, Nuts, Bolts, Rivets Of Iron/Steel Or Copper	0	1	0	6
Lainnya	0	0	0	0
SUB TOTAL	0	1	0	6
COCOS (KEELING) ISLANDS				
664 Glass	0	8 042	0	18 749
699 Manufactures Of Base Metals	0	10 000	0	8 040
Lainnya	0	0	0	0
SUB TOTAL	0	18 042	0	26 789
TOKELAU				
679 Tubes, Pipes, Hollow Profile, Pipe Fitting Of Iron/Steel	0	118	0	593
747 Taps, Cocks, And Valves For Pipes	0	32	0	95
651 Textile Yarns	0	16	0	54
Lainnya	0	0	0	0
SUB TOTAL	0	166	0	742
EAST TIMOR				
071 Coffee And Coffee Substitutes	38 000	121 580	52 800	186 692
223 Oil Seeds Use For Extraction Of Other Fixed Vegetable Oils	0	11 000	0	5 500
Lainnya	0	0	0	0
SUB TOTAL	38 000	132 580	52 800	192 192
UNITED STATES				
792 Aircraft And Associated Equipments And Parts	449 017	1 342 972	225 696 924	749 022 951
222 Oil Seeds Use For Extraction Ofsoft Fixed Vegetable Oils	80 896 150	520 299 704	37 465 909	233 035 104
723 Civil Engineering And Contractor Plants And Equipments/Parts	1 270 394	6 876 274	22 575 633	111 248 215
263 Cotton	20 900 572	79 262 931	26 922 026	108 638 629
081 Feeding Stuff For Animals	65 499 010	244 297 942	29 673 383	106 189 362
Lainnya	206 904 922	698 080 494	277 202 726	1 368 512 308
SUB TOTAL	375 920 065	1 550 160 317	619 536 601	2 676 646 569
CANADA				
041 Wheat And Meslin, Unmilled	154 906 270	340 906 270	45 338 113	128 749 850
251 Pulp And Waste Paper	29 574 260	87 806 773	15 604 675	45 957 007
562 Fertilizers, Manufactured	1 200 000	58 863 601	972 000	42 085 304
782 Motor Vehicle For The Transportation Of Goods	1 061 727	1 088 943	22 827 189	22 949 689
764 Telecommunication Equipments And Parts	306	44 288	37 616	18 317 904
Lainnya	6 060 567	41 319 641	16 925 604	87 082 777
SUB TOTAL	192 803 130	530 029 516	101 705 197	345 142 531
MEXICO				

**I.6 IMPOR KOMODITI MENURUT NEGARA ASAL / IMPORT BY COUNTRY OF ORIGIN
DAN LIMA GOLONGAN BARANG (SITC) UTAMA / AND FIVE MAJOR SITC COMMODITY GROUP
** MEI / MAY 2009 ****

Negara Asal/SITC/Uraian Golongan Barang <i>Country of Origin/SITC/group Description</i>	Berat Bersih / <i>Net Weight (Kg)</i>		Nilai CIF / <i>CIF Value (US\$)</i>	
	Bulan ini <i>Current month</i>	Kumulatif <i>Cum. Jan to date</i>	Bulan ini <i>Current month</i>	Kumulatif <i>Cum. Jan to date</i>
764 Telecommunication Equipments And Parts	10 111	45 749	4 930 354	13 391 812
752 Automatic Data Processing Machines And Their Units	3 420	24 692	622 377	3 636 265
784 Parts And Accessories Of The Motor Vehicles	531	508 495	1 729	3 482 832
263 Cotton	2 838 162	2 838 162	3 345 112	3 345 112
759 Parts And Accessories For Machine Of Heading 751 Or 752	1 884	9 113	360 817	2 457 999
Lainnya	1 996 463	7 152 922	5 187 799	23 152 699
SUB TOTAL	4 850 571	10 579 133	14 448 188	49 466 719
GUATEMALA				
724 Textile/Leather Machinery And Parts	14 122	67 248	136 594	342 466
231 Natural Rubber Latex; Natural Rubber And Similar Natural Gums	0	16 800	0	20 280
635 Wood Manufactures	171	1 715	1 820	7 250
844 Women'S Coats/Jackets, Knitted	80	153	2 955	5 487
075 Spices	3 206	4 948	1 486	2 491
Lainnya	1 745	2 106	4 620	7 581
SUB TOTAL	19 324	92 970	147 475	385 555
HONDURAS				
248 Wood, Simply Worked And Railway Sleeper Of Wood	0	15 180	0	23 602
845 Articles Of Apparel	332	4 999	13 480	19 690
844 Women'S Coats/Jackets, Knitted	19	128	680	4 748
897 Jewellery, Goldsmith, Silversmith Wares, And Other Articles	0	19	0	699
778 Electrical Machinery And Apparatus	0	11	0	560
Lainnya	0	6	0	132
SUB TOTAL	351	20 343	14 160	49 431
NICARAGUA				
724 Textile/Leather Machinery And Parts	160	160	11 000	11 000
845 Articles Of Apparel	4	23	108	368
778 Electrical Machinery And Apparatus	0	4	0	162
Lainnya	0	0	0	0
SUB TOTAL	164	187	11 108	11 530
PANAMA				
793 Ships, Boats, And Floating Structures	8 063 563	10 874 563	4 131 017	14 338 450
899 Other Miscellaneous Manufactured Articles	86 300	86 300	231 552	231 552
611 Leathers	0	4 932	0	77 775
743 Pumps, Compressors, Fans, Blowers, Centrifuges, And Parts	0	849	0	49 372
036 Crustaceans, Molluscs, And Aquatic Invertebrates	53 921	53 921	43 137	43 137
Lainnya	0	222	0	13 172
SUB TOTAL	8 203 784	11 020 787	4 405 706	14 753 458
CUBA				
542 Medicaments, Including Veterinary Medicaments	59	1 620	151 200	286 860
Lainnya	0	0	0	0
SUB TOTAL	59	1 620	151 200	286 860
CURACAO				
776 Thermionic, Cold Cathode, And Photo Cathode Valves/Tubes	0	25	0	12 842
652 Cotton Fabrics, Woven	437	437	3 405	3 405
778 Electrical Machinery And Apparatus	0	7	0	48
749 Non-Electric Parts And Accessories Of Machineries	0	9	0	20
653 Fabrics, Woven, Of Man-Made Fibres	0	3	0	10
Lainnya	0	0	0	0
SUB TOTAL	437	481	3 405	16 325
SURINAME				

**I.6 IMPOR KOMODITI MENURUT NEGARA ASAL / IMPORT BY COUNTRY OF ORIGIN
DAN LIMA GOLONGAN BARANG (SITC) UTAMA / AND FIVE MAJOR SITC COMMODITY GROUP
** MEI / MAY 2009 ****

Negara Asal/SITC/Uraian Golongan Barang <i>Country of Origin/SITC/group Description</i>	Berat Bersih / <i>Net Weight (Kg)</i>		Nilai CIF / <i>CIF Value (US\$)</i>	
	Bulan ini <i>Current month</i>	Kumulatif <i>Cum. Jan to date</i>	Bulan ini <i>Current month</i>	Kumulatif <i>Cum. Jan to date</i>
724 Textile/Leather Machinery And Parts	0	9	0	2 935
728 Other Machines And Equipment Specialized For Particular Industry	0	1	0	307
665 Glassware	0	8	0	140
842 Women'S Coats/Jacket, Not Knitted	3	3	110	110
Lainnya	0	0	0	0
SUB TOTAL	3	21	110	3 492
CHILE				
251 Pulp And Waste Paper	14 027 023	67 852 574	6 062 002	32 740 696
281 Iron Ore And Concentrates	0	151 828 000	0	25 431 466
057 Fruit And Nut; Fresh Or Dried	807 075	995 552	1 574 669	1 953 507
682 Copper	0	201 171	0	1 424 451
081 Feeding Stuff For Animals	211 190	1 336 290	201 264	1 194 169
Lainnya	981 216	2 554 011	1 312 175	3 778 058
SUB TOTAL	16 026 504	224 767 598	9 150 110	66 522 347
VENEZUELA				
514 Nitrogen-Function Compounds	0	54 000	0	234 900
542 Medicaments, Including Veterinary Medicaments	0	3 412	0	29 040
541 Medicinal And Pharmaceutical Products	0	500	0	20 440
728 Other Machines And Equipment Specialized For Particular Industry	0	491	0	17 680
523 Metallicsalts And Peroxysalts	0	18 000	0	15 752
Lainnya	0	63	0	5 005
SUB TOTAL	0	76 466	0	322 817
ARGENTINA				
081 Feeding Stuff For Animals	138 676 955	506 141 460	59 086 430	196 807 339
335 Residual Petroleum Products, And Related Materials	9 821 900	9 821 900	5 112 200	5 112 200
679 Tubes, Pipes, Hollow Profile, Pipe Fitting Of Iron/Steel	14 450	1 023 183	32 208	2 874 139
022 Milk,Cream, And Milk Products Other Than Butter Or Cheese	325 000	2 125 000	363 793	2 656 145
611 Leathers	151 644	637 731	649 049	2 391 753
Lainnya	655 422	2 633 129	1 017 100	4 846 913
SUB TOTAL	149 645 371	522 382 403	66 260 780	214 688 489
BRAZIL				
263 Cotton	13 891 273	52 481 160	18 724 444	72 278 221
672 Ingots And Other Iron/Steel In Primary Forms	39 999 169	119 488 743	15 317 879	51 388 724
281 Iron Ore And Concentrates	0	144 345 000	0	33 029 640
081 Feeding Stuff For Animals	19 160 187	54 035 726	8 028 256	22 315 714
121 Tobacco, Unmanufactured And Refused	365 048	1 641 134	2 385 768	10 173 053
Lainnya	35 331 881	107 252 247	20 227 335	82 838 816
SUB TOTAL	108 747 558	479 244 010	64 683 682	272 024 168
COLOMBIA				
334 Petroleum Products, Refined	54 720	109 440	229 936	439 597
575 Other Plastics In Primary Forms	15 488	156 488	57 875	363 185
591 Disinfectants, Insecticides, And Fungicides Put In Forms	60 000	150 615	142 200	338 977
553 Perfumery, Cosmetics, And Toilet Preparations	24 127	57 549	91 653	226 276
513 Carboxylic Acids,And Their Anhydrides,Halides,Peroxides	60	139 985	2 615	177 521
Lainnya	186 646	449 796	97 159	474 183
SUB TOTAL	341 041	1 063 873	621 438	2 019 739
BOLIVIA				
792 Aircraft And Associated Equipments And Parts	0	419	0	817 072
522 Inorganic Chemical Elements, Oxides And Halogen Salts	0	40 000	0	34 140
248 Wood,Simply Worked And Railway Sleeper Of Wood	0	15 559	0	23 215
699 Manufactures Of Base Metals	0	1	0	3 608
694 Nails, Screws, Nuts, Bolts, Rivets Of Iron/Steel Or Copper	0	2	0	2 602
Lainnya	0	71	0	3 241

**I.6 IMPOR KOMODITI MENURUT NEGARA ASAL / IMPORT BY COUNTRY OF ORIGIN
DAN LIMA GOLONGAN BARANG (SITC) UTAMA / AND FIVE MAJOR SITC COMMODITY GROUP
** MEI / MAY 2009 ****

Negara Asal/SITC/Uraian Golongan Barang <i>Country of Origin/SITC/group Description</i>	Berat Bersih / <i>Net Weight (Kg)</i>		Nilai CIF / <i>CIF Value (US\$)</i>	
	Bulan ini <i>Current month</i>	Kumulatif <i>Cum. Jan to date</i>	Bulan ini <i>Current month</i>	Kumulatif <i>Cum. Jan to date</i>
SUB TOTAL	0	56 052	0	883 878
URUGUAY				
248 Wood,Simply Worked And Railway Sleeper Of Wood	967 703	2 704 649	391 491	1 656 520
036 Crustaceans, Molluscs, And Aquatic Invertebrates	26 239	984 337	17 537	720 383
597 Additive For Mineral Oils	0	17 022	0	36 596
554 Soap,Cleansing And Polishing Preparations	17 022	17 024	34 894	35 069
522 Inorganic Chemical Elements, Oxides And Halogen Salts	0	439	0	1 912
Lainnya	0	16	0	499
SUB TOTAL	1 010 964	3 723 487	443 922	2 450 979
PARAGUAY				
081 Feeding Stuff For Animals	0	24 999 775	0	9 723 394
793 Ships, Boats, And Floating Structures	0	101 266	0	559 211
611 Leathers	0	185 736	0	144 873
551 Essential Oils, Perfumes, And Flavour Materials	0	720	0	21 600
121 Tobacco, Unmanufactured And Refused	0	8 947	0	15 657
Lainnya	12 629	42 281	8 083	22 228
SUB TOTAL	12 629	25 338 725	8 083	10 486 963
ECUADOR				
711 Steam And Other Vapour Generating Boilers And Parts	0	12 230	0	258 163
081 Feeding Stuff For Animals	0	208 970	0	200 611
292 Crude Vegetable Materials	0	120 000	0	114 000
036 Crustaceans, Molluscs, And Aquatic Invertebrates	0	16 732	0	76 589
721 Agricultural Machinery And Parts	22	838	3 959	35 306
Lainnya	388	47 301	9 072	109 946
SUB TOTAL	410	406 071	13 031	794 615
PERU				
081 Feeding Stuff For Animals	1 763 690	6 936 129	1 684 635	6 585 527
057 Fruit And Nut; Fresh Or Dried	0	1 119 957	0	2 163 280
523 Metallicsalts And Peroxysalts	0	50 400	0	138 096
411 Animal Oils And Fats	75 190	126 087	56 797	119 400
248 Wood,Simply Worked And Railway Sleeper Of Wood	26 000	93 200	29 664	118 741
Lainnya	60 801	128 469	74 807	380 036
SUB TOTAL	1 925 681	8 454 242	1 845 903	9 505 080
GUYANA				
746 Ball Or Roller Bearings	0	142	0	5 691
Lainnya	0	0	0	0
SUB TOTAL	0	142	0	5 691
TRINIDAD AND TOBAGO				
671 Pig Iron,Spiegeleisen,Sponge Iron, And Ferro-Alloys	30 639 730	30 639 730	12 287 918	12 287 918
251 Pulp And Waste Paper	0	254 410	0	35 618
899 Other Miscellaneous Manufactured Articles	0	780	0	26 400
776 Thermionic, Cold Cathode, And Photo Cathode Valves/Tubes	0	87	0	8 232
874 Measuring, Checking, Analysing, And Controlling Instrument And Apparatus	0	3	0	2 506
Lainnya	1	11	947	3 017
SUB TOTAL	30 639 731	30 895 021	12 288 865	12 363 691
BAHAMAS				
282 Waste And Scrap Metal Of Iron/Steel	0	957 420	0	258 106
248 Wood,Simply Worked And Railway Sleeper Of Wood	0	22 225	0	25 113
098 Edible Products And Preparations	0	50	0	1 412
Lainnya	0	0	0	0

**I.6 IMPOR KOMODITI MENURUT NEGARA ASAL / IMPORT BY COUNTRY OF ORIGIN
DAN LIMA GOLONGAN BARANG (SITC) UTAMA / AND FIVE MAJOR SITC COMMODITY GROUP
** MEI / MAY 2009 ****

Negara Asal/SITC/Uraian Golongan Barang <i>Country of Origin/SITC/group Description</i>	Berat Bersih / <i>Net Weight (Kg)</i>		Nilai CIF / <i>CIF Value (US\$)</i>	
	Bulan ini <i>Current month</i>	Kumulatif <i>Cum. Jan to date</i>	Bulan ini <i>Current month</i>	Kumulatif <i>Cum. Jan to date</i>
SUB TOTAL	0	979 695	0	284 631
JAMAICA				
282 Waste And Scrap Metal Of Iron/Steel	0	342 991	0	80 603
699 Manufactures Of Base Metals	0	14 940	0	49 104
071 Coffee And Coffee Substitutes	0	210	0	11 760
551 Essential Oils, Perfumes, And Flavour Materials	0	40	0	10 080
737 Metalworking Machinery And Parts	0	913	0	9 806
Lainnya	123	123	7 935	7 935
SUB TOTAL	123	359 217	7 935	169 288
PUERTO RICO				
515 Organo-Inorganic And Heterocyclic Compounds	21	67	390 000	1 170 414
898 Musical Instrument And Parts/Accessories	0	592	0	1 106 395
714 Engines And Motors, Non-Electric And Parts	0	434	0	959 341
772 Electrical Apparatus For Making And Breaking Electrical Circuits	1	1 989	11	745 519
541 Medicinal And Pharmaceutical Products	0	903	0	361 537
Lainnya	1 248	7 820	24 154	864 746
SUB TOTAL	1 270	11 805	414 165	5 207 952
BELIZE				
793 Ships, Boats, And Floating Structures	0	9 457 000	0	5 989 304
523 Metallicsalts And Peroxysalts	0	24 000	0	11 040
Lainnya	0	0	0	0
SUB TOTAL	0	9 481 000	0	6 000 344
DOMINICAN REPUBLIC				
793 Ships, Boats, And Floating Structures	0	348 000	0	596 979
282 Waste And Scrap Metal Of Iron/Steel	0	272 390	0	117 128
121 Tobacco, Unmanufactured And Refused	15 637	37 491	26 838	87 469
541 Medicinal And Pharmaceutical Products	0	755	0	62 265
892 Printed Matter	0	3 168	0	24 700
Lainnya	372	36 839	2 382	75 334
SUB TOTAL	16 009	698 643	29 220	963 875
EL SALVADOR				
772 Electrical Apparatus For Making And Breaking Electrical Circuits	0	4 383	0	211 626
778 Electrical Machinery And Apparatus	0	2 628	0	111 965
542 Medicaments, Including Veterinary Medicaments	0	660	0	13 804
048 Cereal Preparations And Preparations Of Flours/Starchs Of Fruit	0	244	0	12 206
893 Article Of Plastics	0	184	0	8 887
Lainnya	247	711	1 963	16 098
SUB TOTAL	247	8 810	1 963	374 586
COSTA RICA				
223 Oil Seeds Use For Extraction Of Other Fixed Vegetable Oils	0	11 215	0	2 301 572
611 Leathers	3 824	24 867	59 600	388 831
759 Parts And Accessories For Machine Of Heading 751 Or 752	64	656	25 359	337 008
282 Waste And Scrap Metal Of Iron/Steel	681 740	800 610	166 114	195 832
764 Telecommunication Equipments And Parts	560	1 014	46 685	85 074
Lainnya	5 092	6 604	63 388	71 362
SUB TOTAL	691 280	844 966	361 146	3 379 679
HAITI				
551 Essential Oils, Perfumes, And Flavour Materials	0	213	0	9 025
845 Articles Of Apparel	13	15	488	508
Lainnya	0	0	0	0
SUB TOTAL	13	228	488	9 533
BARBADOS				
282 Waste And Scrap Metal Of Iron/Steel	0	40 980	0	8 648

**I.6 IMPOR KOMODITI MENURUT NEGARA ASAL / IMPORT BY COUNTRY OF ORIGIN
DAN LIMA GOLONGAN BARANG (SITC) UTAMA / AND FIVE MAJOR SITC COMMODITY GROUP
** MEI / MAY 2009 ****

Negara Asal/SITC/Uraian Golongan Barang <i>Country of Origin/SITC/group Description</i>	Berat Bersih / <i>Net Weight (Kg)</i>		Nilai CIF / <i>CIF Value (US\$)</i>	
	Bulan ini <i>Current month</i>	Kumulatif <i>Cum. Jan to date</i>	Bulan ini <i>Current month</i>	Kumulatif <i>Cum. Jan to date</i>
Lainnya	0	0	0	0
SUB TOTAL	0	40 980	0	8 648
ANTIGUA AND BARBUDA				
813 Lighting Fixtures And Fittings	0	1 551	0	8 211
873 Meters And Counters	0	890	0	600
581 Tubes, Pipes, And Hoses Of Plastics	0	6	0	10
Lainnya	0	0	0	0
SUB TOTAL	0	2 447	0	8 821
ANGUILLA				
695 Tools For Used In The Hand Or In Machines	0	26	0	92
Lainnya	0	0	0	0
SUB TOTAL	0	26	0	92
ARUBA				
251 Pulp And Waste Paper	0	389 208	0	50 919
Lainnya	0	0	0	0
SUB TOTAL	0	389 208	0	50 919
BERMUDA				
121 Tobacco, Unmanufactured And Refused	0	70 000	0	528 132
Lainnya	0	0	0	0
SUB TOTAL	0	70 000	0	528 132
CAPE VERDE				
037 Fish, Crustaceans, Molluscs, And Other Aquatic Invertebrates; Prepar	0	14 932	0	45 355
748 Transmission Shafts And Cranks	0	637	0	979
785 Motorcycles, Scooters, And Other Cycles Motorized/Non Motorized	0	30	0	77
697 Household Equipment Of Base Metals	0	4	0	11
Lainnya	0	0	0	0
SUB TOTAL	0	15 603	0	46 422
CAYMAN ISLANDS				
776 Thermionic, Cold Cathode, And Photo Cathode Valves/Tubes	0	9	0	88 850
651 Textile Yarns	0	462	0	3 672
Lainnya	0	0	0	0
SUB TOTAL	0	471	0	92 522
DOMINICA				
773 Equipment For Distributing Electricity	0	150	0	1 527
772 Electrical Apparatus For Making And Breaking Electrical Circuits	0	94	0	1 303
771 Electric Power Machinery And Parts	0	3	0	241
845 Articles Of Apparel	4	4	109	109
Lainnya	0	0	0	0
SUB TOTAL	4	251	109	3 180
FRENCH GUIANA				
772 Electrical Apparatus For Making And Breaking Electrical Circuits	0	15	0	4 184
Lainnya	0	0	0	0
SUB TOTAL	0	15	0	4 184
GREENLAND				
772 Electrical Apparatus For Making And Breaking Electrical Circuits	0	875	0	4 409
Lainnya	0	0	0	0
SUB TOTAL	0	875	0	4 409

**I.6 IMPOR KOMODITI MENURUT NEGARA ASAL / IMPORT BY COUNTRY OF ORIGIN
DAN LIMA GOLONGAN BARANG (SITC) UTAMA / AND FIVE MAJOR SITC COMMODITY GROUP
** MEI / MAY 2009 ****

Negara Asal/SITC/Uraian Golongan Barang <i>Country of Origin/SITC/group Description</i>	Berat Bersih / <i>Net Weight (Kg)</i>		Nilai CIF / <i>CIF Value (US\$)</i>	
	Bulan ini <i>Current month</i>	Kumulatif <i>Cum. Jan to date</i>	Bulan ini <i>Current month</i>	Kumulatif <i>Cum. Jan to date</i>
NETHERLANDS ANTILLES				
748 Transmission Shafts And Cranks	0	9 008	0	187 394
743 Pumps, Compressors, Fans, Blowers, Centrifuges, And Parts	0	4 950	0	25 162
874 Measuring, Checking, Analysing, And Controlling Instrument And Appr	0	156	0	18 869
551 Essential Oils, Perfumes, And Flavour Materials	0	500	0	13 749
641 Papers And Paperboards	0	841	0	6 829
Lainnya	2	814	667	14 384
SUB TOTAL	2	16 269	667	266 387
SAINT LUCIA				
778 Electrical Machinery And Apparatus	0	1 421	0	8 630
772 Electrical Apparatus For Making And Breaking Electrical Circuits	0	175	0	1 741
773 Equipment For Distributing Electricity	0	78	0	722
Lainnya	0	0	0	0
SUB TOTAL	0	1 674	0	11 093
SAN MARINO				
893 Article Of Plastics	793	793	5 808	5 808
728 Other Machines And Equipment Specialized For Particular Industry	0	2	0	320
Lainnya	0	0	0	0
SUB TOTAL	793	795	5 808	6 128
TURKS AND CAICOS ISLANDS				
844 Women'S Coats/Jackets, Knitted	7	7	1 485	1 485
845 Articles Of Apparel	6	6	1 383	1 383
843 Men'S Coats/Jackets, Knitted	6	6	1 353	1 353
841 Men'S Coats/Jackets, Not Knitted	1	1	314	314
Lainnya	0	0	0	0
SUB TOTAL	20	20	4 535	4 535
GUADELOUPE				
741 Heating And Cooling Equipments And Parts	0	237	0	542
Lainnya	0	0	0	0
SUB TOTAL	0	237	0	542
UNITED KINGDOM				
792 Aircraft And Associated Equipments And Parts	63 318	192 489	34 191 735	104 231 313
251 Pulp And Waste Paper	33 424 873	200 410 387	4 083 538	21 127 576
782 Motor Vehicle For The Transportation Of Goods	0	1 198 852	0	12 440 137
714 Engines And Motors, Non-Electric And Parts	2 474	11 573	1 430 910	11 180 683
515 Organo-Inorganic And Heterocyclic Compounds	438 020	3 890 215	2 080 971	9 841 592
Lainnya	5 772 488	28 993 769	32 563 402	175 075 183
SUB TOTAL	39 701 173	234 697 285	74 350 556	333 896 484
NETHERLANDS				
714 Engines And Motors, Non-Electric And Parts	7 165	53 449	549 964	16 092 151
022 Milk,Cream, And Milk Products Other Than Butter Or Cheese	1 657 181	7 799 308	3 110 615	15 512 504
098 Edible Products And Preparations	245 385	1 887 561	1 627 655	13 941 295
718 Other Power Generating Machines And Parts	6 034	104 855	7 508 874	10 668 791
713 Internal Combustion Piston Engines And Parts	4 505	209 489	89 221	9 605 833
Lainnya	22 745 353	113 255 732	26 673 903	142 840 353
SUB TOTAL	24 665 623	123 310 394	39 560 232	208 660 927
FRANCE				
792 Aircraft And Associated Equipments And Parts	171 226	416 583	101 780 254	262 373 100
772 Electrical Apparatus For Making And Breaking Electrical Circuits	93 408	790 246	2 340 923	20 507 958
723 Civil Engineering And Contractor Plants And Equipments/Parts	98 859	1 278 680	1 821 860	16 516 908
793 Ships, Boats, And Floating Structures	340	8 658	8 888	14 459 696

**I.6 IMPOR KOMODITI MENURUT NEGARA ASAL / IMPORT BY COUNTRY OF ORIGIN
DAN LIMA GOLONGAN BARANG (SITC) UTAMA / AND FIVE MAJOR SITC COMMODITY GROUP
** MEI / MAY 2009 ****

Negara Asal/SITC/Uraian Golongan Barang <i>Country of Origin/SITC/group Description</i>	Berat Bersih / <i>Net Weight (Kg)</i>		Nilai CIF / <i>CIF Value (US\$)</i>	
	Bulan ini <i>Current month</i>	Kumulatif <i>Cum. Jan to date</i>	Bulan ini <i>Current month</i>	Kumulatif <i>Cum. Jan to date</i>
679 Tubes, Pipes, Hollow Profile, Pipe Fitting Of Iron/Steel Lainnya	184 966 12 329 236	4 483 748 80 658 778	725 273 54 122 939	11 640 515 240 432 359
SUB TOTAL	12 878 035	87 636 693	160 800 137	565 930 536
GERMANY, FED. REP. OF				
728 Other Machines And Equipment Specialized For Particular Industry	390 503	2 437 232	7 571 337	86 785 971
714 Engines And Motors, Non-Electric And Parts	2 897	257 809	5 000 607	81 789 149
764 Telecommunication Equipments And Parts	68 785	406 991	10 691 986	56 890 870
745 Other Non-Electical Machinery, Tools, And Mechanical Apparatus	78 473	441 783	5 438 405	21 942 564
598 Miscellaneous Chemical Products Lainnya	1 047 787 56 100 682	3 993 777 229 857 799	6 341 344 125 492 343	20 669 806 600 243 703
SUB TOTAL	57 689 127	237 395 391	160 536 022	868 322 063
AUSTRIA				
776 Thermionic, Cold Cathode, And Photo Cathode Valves/Tubes	14 615	83 540	5 888 379	26 732 277
716 Rotating Electric Plants And Parts	12 020	528 809	369 483	15 454 402
641 Papers And Paperboards	77 938	6 018 090	532 330	10 054 039
725 Papermill/Pulpmill Machinery And Paper Cutting Machines	45 582	108 623	1 910 808	6 243 323
541 Medicinal And Pharmaceutical Products Lainnya	11 980 953 762	29 250 7 173 680	3 454 658 6 072 667	4 781 580 41 249 856
SUB TOTAL	1 115 897	13 941 992	18 228 325	104 515 477
BELGIUM				
515 Organo-Inorganic And Heterocyclic Compounds	1 050 977	6 486 559	4 221 868	27 237 042
046 Meal And Flour Of Wheat And Flour Of Meslin	12 019 500	30 590 500	4 153 173	11 137 213
714 Engines And Motors, Non-Electric And Parts	0	622 099	0	10 212 291
728 Other Machines And Equipment Specialized For Particular Industry	14 009	221 530	1 753 021	9 851 471
541 Medicinal And Pharmaceutical Products Lainnya	997 830 22 043 440	1 056 788 96 402 924	2 138 738 23 218 274	7 884 562 104 626 879
SUB TOTAL	36 125 756	135 380 400	35 485 074	170 949 458
SWITZERLAND				
764 Telecommunication Equipments And Parts	20	132 469	33 995	19 400 635
533 Pigments, Paints, Varnishes, And Related Materials	27 631	397 163	754 514	12 270 141
714 Engines And Motors, Non-Electric And Parts	1 410	14 059	659 205	10 861 251
542 Medicaments, Including Veterinary Medicaments	5 063	26 026	1 847 399	10 245 869
515 Organo-Inorganic And Heterocyclic Compounds Lainnya	390 449 3 901 968	669 907 14 045 290	3 000 854 16 150 315	9 118 731 95 566 694
SUB TOTAL	4 326 541	15 284 914	22 446 282	157 463 321
LUXEMBOURG				
793 Ships, Boats, And Floating Structures	0	941 528	0	2 088 924
749 Non-Electric Parts And Accessories Of Machineries	8 329	87 007	53 590	352 518
741 Heating And Cooling Equipments And Parts	0	1 518	0	109 934
893 Article Of Plastics	0	5 126	0	102 876
657 Special Yarns,Textile Fabrics Lainnya	8 207 906	15 759 30 419	42 291 19 116	97 438 164 906
SUB TOTAL	17 442	1 081 357	114 997	2 916 596
MONACO				
553 Perfumery, Cosmetics, And Toilet Preparations	391	1 725	15 884	65 954
542 Medicaments, Including Veterinary Medicaments	0	85	0	53 608
575 Other Plastics In Primary Forms	0	508	0	7 965
551 Essential Oils, Perfumes, And Flavour Materials	8	346	159	6 080
541 Medicinal And Pharmaceutical Products Lainnya	0 0	380 38	0 0	5 867 1 130
SUB TOTAL	399	3 082	16 043	140 604
DENMARK				
741 Heating And Cooling Equipments And Parts	109 950	244 500	3 638 212	11 164 836
098 Edible Products And Preparations	51 762	864 113	345 716	8 233 545

**I.6 IMPOR KOMODITI MENURUT NEGARA ASAL / IMPORT BY COUNTRY OF ORIGIN
DAN LIMA GOLONGAN BARANG (SITC) UTAMA / AND FIVE MAJOR SITC COMMODITY GROUP
** MEI / MAY 2009 ****

Negara Asal/SITC/Uraian Golongan Barang <i>Country of Origin/SITC/group Description</i>	Berat Bersih / <i>Net Weight (Kg)</i>		Nilai CIF / <i>CIF Value (US\$)</i>	
	Bulan ini <i>Current month</i>	Kumulatif <i>Cum. Jan to date</i>	Bulan ini <i>Current month</i>	Kumulatif <i>Cum. Jan to date</i>
022 Milk, Cream, And Milk Products Other Than Butter Or Cheese	288 400	1 444 300	727 907	4 033 120
542 Medicaments, Including Veterinary Medicaments	1 375	27 860	660 618	4 007 494
121 Tobacco, Unmanufactured And Refused	0	41 812	0	2 454 921
Lainnya	1 832 827	4 386 217	2 888 784	18 702 641
SUB TOTAL	2 284 314	7 008 802	8 261 237	48 596 557
NORWAY				
511 Hydrocarbon And Their Halogenated, Nitrated Derivatives	0	14 027 871	0	7 420 362
744 Mechanical Handling Equipments And Parts	7 592	436 848	24 187	7 322 257
562 Fertilizers, Manufactured	628 800	12 944 420	297 528	5 268 303
598 Miscellaneous Chemical Products	645 909	4 021 179	716 417	4 016 021
874 Measuring, Checking, Analysing, And Controlling Instrument And Appa	10	14 869	3 839	2 572 055
Lainnya	2 002 995	30 428 061	3 370 565	18 259 433
SUB TOTAL	3 285 306	61 873 248	4 412 536	44 858 431
SWEDEN				
764 Telecommunication Equipments And Parts	243 902	645 870	52 146 445	157 337 571
725 Papermill/Pulpmill Machinery And Paper Cutting Machines	3 916	2 303 746	418 972	26 826 838
771 Electric Power Machinery And Parts	17 706	223 680	612 317	21 070 173
251 Pulp And Waste Paper	9 880 746	41 699 900	4 601 293	19 758 460
782 Motor Vehicle For The Transportation Of Goods	43 251	1 306 839	414 293	12 631 682
Lainnya	4 554 071	18 148 789	12 796 074	68 820 118
SUB TOTAL	14 743 592	64 328 824	70 989 394	306 444 842
FINLAND				
716 Rotating Electric Plants And Parts	8 345	1 338 310	126 543	42 194 594
764 Telecommunication Equipments And Parts	66 042	166 766	3 922 256	13 218 321
641 Papers And Paperboards	3 150 710	8 686 670	2 719 209	8 095 369
771 Electric Power Machinery And Parts	4 924	116 089	5 526 288	8 082 890
725 Papermill/Pulpmill Machinery And Paper Cutting Machines	20 301	169 357	452 343	6 593 052
Lainnya	2 736 015	17 460 872	5 395 857	34 189 814
SUB TOTAL	5 986 337	27 938 064	18 142 496	112 374 040
IRELAND				
792 Aircraft And Associated Equipments And Parts	182 409	230 412	87 587 500	104 171 848
551 Essential Oils, Perfumes, And Flavour Materials	63 673	453 118	702 365	3 990 779
542 Medicaments, Including Veterinary Medicaments	1 290	21 382	1 591 674	3 323 235
098 Edible Products And Preparations	17 678	184 624	430 580	3 119 008
022 Milk, Cream, And Milk Products Other Than Butter Or Cheese	382 000	1 295 409	800 005	2 711 791
Lainnya	402 796	2 663 998	1 568 904	8 461 111
SUB TOTAL	1 049 846	4 848 943	92 681 028	125 777 772
ITALY				
745 Other Non-Electrical Machinery, Tools, And Mechanical Apparatus	30 752	342 949	1 452 718	31 791 299
747 Taps, Cocks, And Valves For Pipes	178 345	693 253	3 697 081	18 382 292
764 Telecommunication Equipments And Parts	44 269	157 315	2 790 896	14 635 106
728 Other Machines And Equipment Specialized For Particular Industry	185 388	650 116	3 306 320	14 274 818
611 Leathers	78 229	401 886	1 946 521	11 484 335
Lainnya	28 016 150	117 711 543	31 730 026	181 360 846
SUB TOTAL	28 533 133	119 957 062	44 923 562	271 928 696
SPAIN				
792 Aircraft And Associated Equipments And Parts	66 535	66 720	43 102 019	43 104 169
511 Hydrocarbon And Their Halogenated, Nitrated Derivatives	6 980 620	7 268 619	5 608 945	6 077 888
716 Rotating Electric Plants And Parts	87 573	157 452	2 953 041	4 964 327
533 Pigments, Paints, Varnishes, And Related Materials	684 996	3 673 504	996 803	4 895 891
679 Tubes, Pipes, Hollow Profile, Pipe Fitting Of Iron/Steel	168 364	1 379 509	327 489	4 320 049
Lainnya	2 233 522	14 595 733	11 417 758	58 354 065
SUB TOTAL	10 221 610	27 141 537	64 406 055	121 716 389

**I.6 IMPOR KOMODITI MENURUT NEGARA ASAL / IMPORT BY COUNTRY OF ORIGIN
DAN LIMA GOLONGAN BARANG (SITC) UTAMA / AND FIVE MAJOR SITC COMMODITY GROUP
** MEI / MAY 2009 ****

Negara Asal/SITC/Uraian Golongan Barang <i>Country of Origin/SITC/group Description</i>	Berat Bersih / <i>Net Weight (Kg)</i>		Nilai CIF / <i>CIF Value (US\$)</i>	
	Bulan ini <i>Current month</i>	Kumulatif <i>Cum. Jan to date</i>	Bulan ini <i>Current month</i>	Kumulatif <i>Cum. Jan to date</i>
PORTUGAL				
845 Articles Of Apparel	3 486	22 080	189 956	1 008 834
266 Synthetic Fibres Suitable For Spinning	196 751	197 342	342 712	345 476
844 Women'S Coats/Jackets, Knitted	1 097	6 953	61 632	331 857
898 Musical Instrument And Parts/Accessories	0	1 138	0	297 000
893 Article Of Plastics	4 296	14 097	75 256	254 711
Lainnya	71 419	1 624 427	369 712	2 067 818
SUB TOTAL	277 049	1 866 037	1 039 268	4 305 696
ICELAND				
411 Animal Oils And Fats	0	19 288	0	64 546
751 Office Machines	0	52	0	8 132
542 Medicaments, Including Veterinary Medicaments	0	107	0	8 015
653 Fabrics, Woven, Of Man-Made Fibres	0	593	0	1 015
629 Articles Of Rubbers	1	3	73	144
Lainnya	2	5	58	123
SUB TOTAL	3	20 048	131	81 975
GREECE				
263 Cotton	755 823	3 314 505	879 615	3 914 311
792 Aircraft And Associated Equipments And Parts	214 000	214 001	2 000 000	2 000 500
121 Tobacco, Unmanufactured And Refused	8 260	200 468	98 711	1 550 827
334 Petroleum Products, Refined	0	1 093 979	0	875 183
251 Pulp And Waste Paper	2 792 980	6 436 472	244 524	592 126
Lainnya	71 190	799 288	50 617	979 315
SUB TOTAL	3 842 253	12 058 713	3 273 467	9 912 262
VATICAN CITY STATE (HOLY SEE)				
675 Flat Rolled Products And Alloy Steels	0	9 434	0	16 662
Lainnya	0	0	0	0
SUB TOTAL	0	9 434	0	16 662
ANDORRA				
741 Heating And Cooling Equipments And Parts	0	16 877	0	33 544
652 Cotton Fabrics, Woven	190	2 984	3 274	29 718
654 Textile Fabrics, Woven, Other Than Of Cotton Or Man-Made Fibres	970	970	11 129	11 129
641 Papers And Paperboards	0	3 400	0	9 388
655 Knitted Or Crocheted Fabrics	0	361	0	2 927
Lainnya	98	1 239	2 142	5 013
SUB TOTAL	1 258	25 831	16 545	91 719
LIECHTENSTEIN				
522 Inorganic Chemical Elements, Oxides And Halogen Salts	0	10	0	3 592
874 Measuring, Checking, Analysing, And Controlling Instrument And Apparatus	4	4	1 568	1 568
772 Electrical Apparatus For Making And Breaking Electrical Circuits	23	23	123	123
Lainnya	0	0	0	0
SUB TOTAL	27	37	1 691	5 283
DEMOCRATIC REPUBLIC OF THE CONGO				
292 Crude Vegetable Materials	0	97 357	0	237 651
248 Wood, Simply Worked And Railway Sleeper Of Wood	0	67 900	0	101 792
Lainnya	0	0	0	0
SUB TOTAL	0	165 257	0	339 443
HUNGARY				
764 Telecommunication Equipments And Parts	18 364	29 247	11 084 575	15 833 686
714 Engines And Motors, Non-Electric And Parts	937	9 007	108 166	6 595 854
541 Medicinal And Pharmaceutical Products	1 354	5 835	178 047	918 402

**I.6 IMPOR KOMODITI MENURUT NEGARA ASAL / IMPORT BY COUNTRY OF ORIGIN
DAN LIMA GOLONGAN BARANG (SITC) UTAMA / AND FIVE MAJOR SITC COMMODITY GROUP
** MEI / MAY 2009 ****

Negara Asal/SITC/Uraian Golongan Barang <i>Country of Origin/SITC/group Description</i>	Berat Bersih / <i>Net Weight (Kg)</i>		Nilai CIF / <i>CIF Value (US\$)</i>	
	Bulan ini <i>Current month</i>	Kumulatif <i>Cum. Jan to date</i>	Bulan ini <i>Current month</i>	Kumulatif <i>Cum. Jan to date</i>
873 Meters And Counters	40 899	85 041	470 263	857 367
778 Electrical Machinery And Apparatus	8 583	35 567	109 323	435 844
Lainnya	137 416	495 906	949 010	3 357 012
SUB TOTAL	207 553	660 603	12 899 384	27 998 165
POLAND				
061 Sugar, Molasses, And Honey	0	12 000 000	0	3 900 000
598 Miscellaneous Chemical Products	17 997	602 329	30 633	2 037 733
553 Perfumery, Cosmetics, And Toilet Preparations	16 316	157 326	207 305	1 968 491
778 Electrical Machinery And Apparatus	16 779	157 331	214 796	1 332 450
771 Electric Power Machinery And Parts	47 474	53 246	988 742	1 093 631
Lainnya	1 242 778	2 809 967	1 124 998	6 165 267
SUB TOTAL	1 341 344	15 780 199	2 566 474	16 497 572
ROMANIA				
747 Taps, Cocks, And Valves For Pipes	7 609	108 148	57 124	995 676
728 Other Machines And Equipment Specialized For Particular Industry	0	52 633	0	851 491
653 Fabrics, Woven, Of Man-Made Fibres	0	46 863	0	653 227
231 Natural Rubber Latex; Natural Rubber And Similar Natural Gums	0	196 560	0	635 675
675 Flat Rolled Products And Alloy Steels	0	66 626	0	311 593
Lainnya	323 102	653 039	233 619	1 690 729
SUB TOTAL	330 711	1 123 869	290 743	5 138 391
BULGARIA				
041 Wheat And Meslin, Unmilled	0	22 900 000	0	5 106 700
075 Spices	563 925	4 319 437	226 780	1 418 337
737 Metalworking Machinery And Parts	548	38 883	39 176	510 076
523 Metallicsalts And Peroxysalts	2 154 067	2 159 067	404 964	407 337
685 Lead	74 112	295 802	95 051	379 375
Lainnya	84 581	347 213	235 830	1 587 512
SUB TOTAL	2 877 233	30 060 402	1 001 801	9 409 337
YUGOSLAVIA				
774 Electrical Apparatus For Medical Purposes And Radiological Apparatu	0	85	0	9 992
679 Tubes, Pipes, Hollow Profile, Pipe Fitting Of Iron/Steel	0	99	0	2 240
748 Transmission Shafts And Cranks	0	137	0	376
746 Ball Or Roller Bearings	0	69	0	173
Lainnya	0	0	0	0
SUB TOTAL	0	390	0	12 781
ALBANIA				
121 Tobacco, Unmanufactured And Refused	0	127 061	0	757 753
841 Men'S Coats/Jackets, Not Knitted	48	48	2 688	2 688
842 Women'S Coats/Jacket, Not Knitted	0	38	0	2 668
098 Edible Products And Preparations	0	78	0	1 370
851 Footwears	0	22	0	726
Lainnya	0	0	0	0
SUB TOTAL	48	127 247	2 688	765 205
ARMENIA				
629 Articles Of Rubbers	0	3	0	200
851 Footwears	0	4	0	12
Lainnya	0	0	0	0
SUB TOTAL	0	7	0	212
AZERBAIJAN				
333 Petroleum Oil, Crude	0	368 409 233	0	137 107 952
699 Manufactures Of Base Metals	84	84	6 220	6 220

**I.6 IMPOR KOMODITI MENURUT NEGARA ASAL / IMPORT BY COUNTRY OF ORIGIN
DAN LIMA GOLONGAN BARANG (SITC) UTAMA / AND FIVE MAJOR SITC COMMODITY GROUP
** MEI / MAY 2009 ****

Negara Asal/SITC/Uraian Golongan Barang <i>Country of Origin/SITC/group Description</i>	Berat Bersih / <i>Net Weight (Kg)</i>		Nilai CIF / <i>CIF Value (US\$)</i>	
	Bulan ini <i>Current month</i>	Kumulatif <i>Cum. Jan to date</i>	Bulan ini <i>Current month</i>	Kumulatif <i>Cum. Jan to date</i>
723 Civil Engineering And Contractor Plants And Equipments/Parts Lainnya	0 0	8 0	0 0	2 075 0
SUB TOTAL	84	368 409 325	6 220	137 116 247
BELARUS				
625 Rubber Tyre, Tyre Cases, Tyre Treads, Inner Tubes, And Tyre Flaps	111 304	775 021	749 311	4 625 432
562 Fertilizers, Manufactured	0	4 509 000	0	3 929 149
695 Tools For Used In The Hand Or In Machines	628	712	8 108	9 981
872 Medical Instruments And Appliances	26	52	4 991	9 702
676 Iron/Steel Bars, Rods, Angels, Shaped And Sections Lainnya	0 0	2 105 1	0 0	3 222 22
SUB TOTAL	111 958	5 286 891	762 410	8 577 508
KAZAKHSTAN				
673 Flat Rolled Products, Not Clad	0	5 209 460	0	6 017 169
685 Lead	0	533 609	0	738 326
263 Cotton	0	131 187	0	133 524
665 Glassware	0	223	0	1 151
746 Ball Or Roller Bearings Lainnya	0 0	3 0	0 0	241 0
SUB TOTAL	0	5 874 482	0	6 890 411
KYRGYZSTAN				
022 Milk, Cream, And Milk Products Other Than Butter Or Cheese	0	223 075	0	747 301
263 Cotton	0	105 776	0	148 663
572 Polimers Of Styrene In Primary Forms	0	17 900	0	33 482
598 Miscellaneous Chemical Products	0	895	0	15 390
592 Starches, Inulin, And Wheat Glutenal Buminoidal Substances; Glues Lainnya	0 693	785 1 659	0 4 753	4 570 12 870
SUB TOTAL	693	350 090	4 753	962 276
MOLDOVA, REPUBLIC OF				
873 Meters And Counters	0	575	0	40 702
775 Household Type, Electrical/Non-Electrical Equipments	13	27	375	1 045
842 Women'S Coats/Jacket, Not Knitted Lainnya	0 0	13 0	0 0	363 0
SUB TOTAL	13	615	375	42 110
UKRAINE				
672 Ingots And Other Iron/Steel In Primary Forms	24 859	100 813 294	21 237	43 623 359
673 Flat Rolled Products, Not Clad	4 544 019	15 109 230	2 548 755	9 135 043
041 Wheat And Meslin, Unmilled	9 887 130	26 332 055	2 031 066	5 403 520
675 Flat Rolled Products And Alloy Steels	1 715 063	7 466 061	924 710	4 615 831
061 Sugar, Molasses, And Honey Lainnya	6 000 000 913 735	16 750 000 9 199 610	1 554 000 968 019	4 448 499 7 341 105
SUB TOTAL	23 084 806	175 670 250	8 047 787	74 567 357
UZBEKISTAN				
651 Textile Yarns Lainnya	1 160 0	1 160 0	3 929 0	3 929 0
SUB TOTAL	1 160	1 160	3 929	3 929
LITHUANIA				
625 Rubber Tyre, Tyre Cases, Tyre Treads, Inner Tubes, And Tyre Flaps	0	127 124	0	1 066 832
248 Wood, Simply Worked And Railway Sleeper Of Wood	0	20 332	0	30 648
899 Other Miscellaneous Manufactured Articles	0	513	0	21 733
841 Men'S Coats/Jackets, Not Knitted	0	161	0	7 322
081 Feeding Stuff For Animals Lainnya	0 23	16 200 560	0 977	5 472 14 714

**I.6 IMPOR KOMODITI MENURUT NEGARA ASAL / IMPORT BY COUNTRY OF ORIGIN
DAN LIMA GOLONGAN BARANG (SITC) UTAMA / AND FIVE MAJOR SITC COMMODITY GROUP
** MEI / MAY 2009 ****

Negara Asal/SITC/Uraian Golongan Barang <i>Country of Origin/SITC/group Description</i>	Berat Bersih / <i>Net Weight (Kg)</i>		Nilai CIF / <i>CIF Value (US\$)</i>	
	Bulan ini <i>Current month</i>	Kumulatif <i>Cum. Jan to date</i>	Bulan ini <i>Current month</i>	Kumulatif <i>Cum. Jan to date</i>
SUB TOTAL	23	164 890	977	1 146 721
LATVIA				
282 Waste And Scrap Metal Of Iron/Steel	615 540	2 115 365	166 196	532 266
764 Telecommunication Equipments And Parts	0	1 031	0	93 737
232 Synthetic Rubber Latex, Synthetic/Reclaimed Rubber	0	43 200	0	73 008
655 Knitted Or Crocheted Fabrics	521	955	40 700	66 277
831 Travel Goods	0	1 547	0	37 139
Lainnya	216	1 355	3 872	23 918
SUB TOTAL	616 277	2 163 453	210 768	826 345
ESTONIA				
764 Telecommunication Equipments And Parts	1 074	17 862	68 291	1 196 790
641 Papers And Paperboards	554 771	1 074 515	521 159	983 817
282 Waste And Scrap Metal Of Iron/Steel	0	630 520	0	158 941
251 Pulp And Waste Paper	0	1 048 700	0	111 577
081 Feeding Stuff For Animals	0	2 000	0	30 650
Lainnya	3 174	18 987	21 558	63 388
SUB TOTAL	559 019	2 792 584	611 008	2 545 163
GEORGIA				
842 Women'S Coats/Jacket, Not Knitted	129	953	5 942	41 501
895 Office And Stationery Supplies	0	20 166	0	36 713
629 Articles Of Rubbers	187	449	13 007	31 665
744 Mechanical Handling Equipments And Parts	0	1 160	0	20 392
662 Clay And Refractory Construction Materials	20 766	20 766	12 682	12 682
Lainnya	16	43	192	942
SUB TOTAL	21 098	43 537	31 823	143 895
CROATIA				
121 Tobacco, Unmanufactured And Refused	0	99 000	0	366 102
727 Food Processing Machines And Parts	0	12 160	0	268 302
737 Metalworking Machinery And Parts	5 379	19 836	41 171	147 864
248 Wood,Simply Worked And Railway Sleeper Of Wood	0	53 522	0	123 090
661 Lime,Cement And Fabricated Construction Materials	42 000	147 000	22 371	75 028
Lainnya	245	848	7 852	40 190
SUB TOTAL	47 624	332 366	71 394	1 020 576
BOSNIA AND HERZEGOVINA				
743 Pumps, Compressors, Fans, Blowers, Centrifuges, And Parts	133	133	1 956	1 956
851 Footwears	0	67	0	1 617
845 Articles Of Apparel	0	1	0	381
784 Parts And Accessories Of The Motor Vehicles	5	94	183	306
874 Measuring, Checking, Analysing, And Controlling Instrument And Appa	0	57	0	295
Lainnya	9	15	239	374
SUB TOTAL	147	367	2 378	4 929
MALTA				
513 Carboxylic Acids,And Their Anhydrides,Halides,Peroxides	0	800 156	0	395 997
741 Heating And Cooling Equipments And Parts	0	5 641	0	135 197
542 Medicaments, Including Veterinary Medicaments	0	315	0	81 520
598 Miscellaneous Chemical Products	0	24 000	0	57 600
514 Nitrogen-Function Compounds	0	246	0	56 046
Lainnya	32	1.443	478	15.482
SUB TOTAL	32	831.801	478	741.842
SLOVAKIA				
764 Telecommunication Equipments And Parts	0	7.602	0	2.597.069
611 Leathers	1.170	3.249	129.016	351.065

**I.6 IMPOR KOMODITI MENURUT NEGARA ASAL / IMPORT BY COUNTRY OF ORIGIN
DAN LIMA GOLONGAN BARANG (SITC) UTAMA / AND FIVE MAJOR SITC COMMODITY GROUP
** MEI / MAY 2009 ****

Negara Asal/SITC/Uraian Golongan Barang <i>Country of Origin/SITC/group Description</i>	Berat Bersih / <i>Net Weight (Kg)</i>		Nilai CIF / <i>CIF Value (US\$)</i>	
	Bulan ini <i>Current month</i>	Kumulatif <i>Cum. Jan to date</i>	Bulan ini <i>Current month</i>	Kumulatif <i>Cum. Jan to date</i>
775 Household Type, Electrical/Non-Electrical Equipments	42.460	79.561	150.054	293.314
514 Nitrogen-Function Compounds	17.501	96.442	35.000	211.300
248 Wood,Simply Worked And Railway Sleeper Of Wood	192.000	336.000	91.079	166.005
Lainnya	206.161	366.831	248.963	1.049.922
SUB TOTAL	459.292	889.685	654.112	4.668.675
SLOVENIA				
723 Civil Engineering And Contractor Plants And Equipments/Parts	0	45.082	0	591.772
699 Manufactures Of Base Metals	19	41.945	610	428.712
542 Medicaments, Including Veterinary Medicaments	0	2.204	0	409.402
737 Metalworking Machinery And Parts	0	53.454	0	328.106
772 Electrical Apparatus For Making And Breaking Electrical Circuits	2	4.676	24	178.383
Lainnya	42.983	240.938	146.380	899.912
SUB TOTAL	43.004	388.299	147.014	2.836.287
CZECH REPUBLIC				
772 Electrical Apparatus For Making And Breaking Electrical Circuits	12.578	65.550	615.577	3.646.296
764 Telecommunication Equipments And Parts	9.494	98.802	525.498	2.740.228
641 Papers And Paperboards	45.360	1.491.699	61.602	1.513.389
771 Electric Power Machinery And Parts	30.764	43.627	672.002	1.120.825
022 Milk,Cream, And Milk Products Other Than Butter Or Cheese	248.950	569.950	445.421	1.119.063
Lainnya	169.850	2.051.389	746.875	7.323.110
SUB TOTAL	516.996	4.321.017	3.066.975	17.462.911
SOUTH GEORGIA AND THE SOUTH SA				
748 Transmission Shafts And Cranks	330	330	5.828	5.828
575 Other Plastics In Primary Forms	0	27	0	911
Lainnya	0	0	0	0
SUB TOTAL	330	357	5.828	6.739
REP. OF MACEDONIA				
791 Railway Vehicles And Associated Equipments	0	375	0	26.314
842 Women'S Coats/Jacket, Not Knitted	82	1.166	1.495	9.488
845 Articles Of Apparel	1	46	40	1.314
034 Fish, Fresh, Chilled Or Frozen	0	2.129	0	674
713 Internal Combustion Piston Engines And Parts	0	1	0	595
Lainnya	0	4	0	140
SUB TOTAL	83	3.721	1.535	38.525
RUSSIA FEDERATION				
672 Ingots And Other Iron/Steel In Primary Forms	0	29.914.860	0	11.008.668
562 Fertilizers, Manufactured	14.250.000	26.250.000	1.539.000	8.979.000
641 Papers And Paperboards	623.289	7.549.413	572.656	6.773.233
251 Pulp And Waste Paper	0	6.378.897	0	5.462.102
334 Petroleum Products, Refined	0	10.576.203	0	4.802.830
Lainnya	10.714.821	30.694.256	11.926.257	30.936.435
SUB TOTAL	25.588.110	111.363.629	14.037.913	67.962.268

I.7 IMPOR KOMODITI TERTENTU MENURUT NEGARA ASAL UTAMA
CERTAIN COMMODITIES IMPORT BY MAIN COUNTRY OF ORIGIN
**** MEI / MAY 2009 ****

Komoditi Commodity	Negara Asal Country of Origin	Berat Bersih / Net Weight (Kg)		Nilai CIF / CIF Value (US\$)	
		Bulan ini Current month	Kumulatif Cum. Jan to date	Bulan ini Current month	Kumulatif Cum. Jan to date
Beras					
	THAILAND	22 525 001	88 948 124	8 604 800	34 732 339
	VIET NAM	250 000	20 684 150	104 250	7 828 190
	CHINA	216 360	1 572 027	649 300	4 172 539
	UNITED STATES	340 000	695 436	563 800	1 108 581
	INDIA	0	344 019	0	600 704
	OTHERS	30 000	37 752	256 275	273 007
	Sub Total	23 361 361	112 281 508	10 178 425	48 715 360
Jagung					
	THAILAND	21 118 961	29 464 010	5 003 058	7 441 084
	BRAZIL	0	20 775 000	0	3 705 509
	INDIA	5 762 204	8 920 269	1 090 900	2 052 720
	UNITED STATES	80 445	888 924	50 367	478 783
	MYANMAR (FORM. BURMA)	0	1 502 227	0	265 999
	OTHERS	97 162	376 927	54 354	224 120
	Sub Total	27 058 772	61 927 357	6 198 679	14 168 215
Kedelai					
	UNITED STATES	80 896 150	520 243 567	37 465 909	233 010 261
	MALAYSIA	4 714 718	17 566 753	3 904 904	12 458 177
	SOUTH AFRICA	1 000 240	1 000 240	427 902	427 902
	CANADA	61 200	553 700	41 004	386 106
	THAILAND	0	226 227	0	162 879
	OTHERS	110 941	184 911	100 565	160 555
	Sub Total	86 783 249	539 775 398	41 940 284	246 605 880
Biji Gandum dan Meslin					
	AUSTRALIA	254 361 985	974 166 669	64 194 694	275 154 241
	CANADA	154 906 270	340 906 270	45 338 113	128 749 850
	UNITED STATES	70 643 311	111 427 397	19 599 556	34 665 954
	BRAZIL	25 000 000	25 000 000	5 612 500	5 612 500
	UKRAINE	9 887 130	26 332 055	2 031 066	5 403 520
	OTHERS	0	27 696 585	0	7 139 362
	Sub Total	514 798 696	1 505 528 976	136 775 929	456 725 427
Tepung terigu					
	TURKEY	36 653 745	118 650 780	10 899 461	36 268 180
	SRI LANKA	10 809 000	37 330 451	5 067 319	19 978 250
	BELGIUM	12 019 500	30 590 500	4 153 173	11 137 213
	AUSTRALIA	863 450	16 196 051	339 466	6 128 263
	JAPAN	420 000	1 767 576	152 864	682 670
	OTHERS	224 250	630 751	44 637	133 287
	Sub Total	60 989 945	205 166 109	20 656 920	74 327 863
Gula Pasir					
	THAILAND	5 350 000	15 650 000	2 322 707	6 631 005
	MALAYSIA	2 199 050	9 564 050	986 373	4 142 338
	SINGAPORE	0	1 244 218	0	796 664
	AUSTRALIA	0	660 000	0	400 570
	PHILIPPINES	0	40 000	0	14 600
	OTHERS	45	45	801	801
	Sub Total	7 549 095	27 158 313	3 309 881	11 985 978
Gula Tebu					
	THAILAND	64 843 445	223 048 050	20 251 806	70 099 045

I.7 IMPOR KOMODITI TERTENTU MENURUT NEGARA ASAL UTAMA
CERTAIN COMMODITIES IMPORT BY MAIN COUNTRY OF ORIGIN
**** MEI / MAY 2009 ****

Komoditi Commodity	Negara Asal Country of Origin	Berat Bersih / Net Weight (Kg)		Nilai CIF / CIF Value (US\$)	
		Bulan ini Current month	Kumulatif Cum. Jan to date	Bulan ini Current month	Kumulatif Cum. Jan to date
	AUSTRALIA	20 000 000	25 000 000	7 074 889	8 846 529
	BRAZIL	0	7 661 703	0	2 686 126
	PHILIPPINES	7 000 000	7 000 000	2 094 820	2 094 820
	SINGAPORE	952	952	14 142	14 142
	OTHERS	0	304	0	74
	Sub Total	91 844 397	262 711 009	29 435 657	83 740 736
Daging Sejenis Lembu					
	AUSTRALIA	3 584 335	23 820 684	7 997 834	55 371 206
	NEW ZEALAND	3 380 555	15 601 685	7 941 766	36 271 533
	CANADA	0	463 939	0	768 754
	UNITED STATES	0	299 382	0	308 519
	SINGAPORE	3 401	14 142	4 040	44 846
	OTHERS	0	0	0	0
	Sub Total	6 968 291	40 199 832	15 943 640	92 764 858
Daging Ayam					
	UNITED STATES	146 969	1 312 557	210 302	1 861 618
	SINGAPORE	31 800	142 240	41 299	188 908
	MALAYSIA	0	7 224	0	13 365
	OTHERS	0	0	0	0
	Sub Total	178 769	1 462 021	251 601	2 063 891
Garam					
	AUSTRALIA	130 730 000	535 767 000	6 964 398	28 486 051
	INDIA	0	59 200 025	0	2 638 797
	CHINA	7 896 783	24 187 783	403 416	1 256 736
	NEW ZEALAND	94 000	464 000	27 830	150 120
	SINGAPORE	56	13 362	250	37 850
	OTHERS	68 552	234 236	44 941	97 472
	Sub Total	138 789 391	619 866 406	7 440 835	32 667 026
Mentega					
	NEW ZEALAND	394 235	2 495 001	962 558	8 170 578
	BELGIUM	131 500	455 470	531 333	1 642 496
	AUSTRALIA	76 800	642 021	140 120	1 628 126
	FRANCE	51 363	143 389	288 429	834 490
	UNITED STATES	0	124 525	0	399 593
	OTHERS	17 000	182 510	15 555	321 102
	Sub Total	670 898	4 042 916	1 937 995	12 996 385
Minyak Goreng					
	MALAYSIA	986 046	4 649 105	1 078 601	4 724 440
	CHINA	0	8 508 748	0	4 551 835
	SINGAPORE	71 305	733 266	110 448	997 896
	THAILAND	0	502 423	0	543 149
	UNITED STATES	58 546	194 294	103 640	290 684
	OTHERS	121 556	333 757	147 002	416 036
	Sub Total	1 237 453	14 921 593	1 439 691	11 524 040
Susu					
	NEW ZEALAND	6 785 139	28 824 024	17 448 743	75 657 757
	AUSTRALIA	3 040 295	12 558 819	6 070 965	28 457 415
	UNITED STATES	1 324 385	10 528 009	2 728 395	25 683 017
	SINGAPORE	680 135	2 948 173	3 288 390	13 196 788
	PHILIPPINES	471 468	2 368 067	2 749 885	12 542 010
	OTHERS	2 531 899	12 736 966	5 355 465	27 883 403

I.7 IMPOR KOMODITI TERTENTU MENURUT NEGARA ASAL UTAMA
CERTAIN COMMODITIES IMPORT BY MAIN COUNTRY OF ORIGIN
**** MEI / MAY 2009 ****

Komoditi Commodity	Negara Asal Country of Origin	Berat Bersih / Net Weight (Kg)		Nilai CIF / CIF Value (US\$)	
		Bulan ini Current month	Kumulatif Cum. Jan to date	Bulan ini Current month	Kumulatif Cum. Jan to date
	Sub Total	14 833 321	69 964 058	37 641 843	183 420 390
Bawang Merah					
	THAILAND	1 690 608	22 691 207	896 318	9 836 590
	VIET NAM	0	12 828 541	0	5 513 393
	PHILIPPINES	1 814 660	5 252 430	745 968	2 146 285
	MALAYSIA	191 686	3 804 022	114 876	1 940 834
	MYANMAR (FORM. BURMA)	40 000	2 932 000	16 482	1 196 167
	OTHERS	1 284 000	4 980 906	496 958	1 836 207
	Sub Total	5 020 954	52 489 106	2 270 602	22 469 476
Bawang putih					
	CHINA	36 292 432	172 665 167	13 393 270	61 928 437
	MALAYSIA	43 381	303 177	25 454	157 644
	NETHERLANDS	0	28 600	0	11 154
	HONG KONG	56 000	56 000	10 834	10 834
	THAILAND	0	25 000	0	9 625
	OTHERS	858	10 127	352	8 781
	Sub Total	36 392 671	173 088 071	13 429 910	62 126 475
Kelapa					
	VIET NAM	31 752	111 132	149 450	530 250
	THAILAND	19 683	874 242	6 710	397 217
	SINGAPORE	0	142 558	0	344 415
	BENIN	140 180	496 650	97 590	315 718
	PHILIPPINES	31 366	113 237	41 789	162 054
	OTHERS	100 872	113 676	75 660	90 461
	Sub Total	323 853	1 851 495	371 199	1 840 115
Kelapa Sawit					
	UNITED STATES	1 818	3 603	425 618	812 543
	PAPUA NEW GUINEA	580	2 020	73 365	296 978
	THAILAND	0	900	0	130 650
	OTHERS	0	0	0	0
	Sub Total	2 398	6 523	498 983	1 240 171
Lada					
	VIET NAM	316 500	542 079	97 941	236 634
	INDIA	472	6 421	13 131	40 864
	UNITED STATES	705	983	14 101	18 962
	CHINA	0	34 456	0	11 217
	MALAYSIA	0	18 727	0	10 790
	OTHERS	0	447	0	2 718
	Sub Total	317 677	603 113	125 173	321 185
Teh					
	KENYA	115 931	842 668	261 852	1 892 790
	CHINA	106 410	390 012	143 339	700 662
	VIET NAM	152 710	793 676	119 093	697 091
	SRI LANKA	22 603	179 339	94 914	634 598
	INDIA	560	183 404	3 681	487 372
	OTHERS	89 540	137 516	128 707	363 208
	Sub Total	487 754	2 526 615	751 586	4 775 721
Kopi					
	BRAZIL	153 600	1 074 949	393 885	2 897 300

I.7 IMPOR KOMODITI TERTENTU MENURUT NEGARA ASAL UTAMA
CERTAIN COMMODITIES IMPORT BY MAIN COUNTRY OF ORIGIN
**** MEI / MAY 2009 ****

Komoditi Commodity	Negara Asal Country of Origin	Berat Bersih / Net Weight (Kg)		Nilai CIF / CIF Value (US\$)	
		Bulan ini Current month	Kumulatif Cum. Jan to date	Bulan ini Current month	Kumulatif Cum. Jan to date
	VIET NAM	612 810	1 284 501	925 343	2 008 689
	ITALY	4 610	45 721	32 271	613 603
	UNITED STATES	11 500	123 161	66 661	564 395
	MALAYSIA	0	108 920	0	227 784
	OTHERS	101 232	417 063	251 153	981 216
	Sub Total	883 752	3 054 315	1 669 313	7 292 987
Kakao					
	GHANA	900 000	5 800 000	2 681 038	16 776 514
	PAPUA NEW GUINEA	120 000	4 455 064	303 962	11 257 689
	COTE D'IVOIRE	700 700	1 652 338	1 963 974	4 531 162
	CAMEROON	494 914	1 388 358	1 467 618	3 572 340
	SOLOMON ISLANDS	0	255 000	0	686 485
	OTHERS	24 639	178 345	66 181	289 154
	Sub Total	2 240 253	13 729 105	6 482 773	37 113 344
Cabe (segar-dingin)					
	INDIA	25 339	286 172	16 878	187 946
	AUSTRALIA	2 464	10 229	5 769	24 593
	CHINA	331	3 488	382	3 352
	KOREA, REPUBLIC OF	0	366	0	773
	OTHERS	0	0	0	0
	Sub Total	28 134	300 255	23 029	216 664
Cabe (kering-tumbuk)					
	INDIA	672 493	3 656 682	560 441	2 718 498
	CHINA	369 894	2 147 371	380 932	2 028 770
	MALAYSIA	141 775	1 083 146	115 937	601 560
	SPAIN	1 000	4 250	2 864	16 583
	KOREA, REPUBLIC OF	0	20 000	0	10 750
	OTHERS	408	6 121	5 566	18 298
	Sub Total	1 185 570	6 917 570	1 065 740	5 394 459
Cabe (awet sementara)					
	INDIA	0	39 000	0	26 520
	AUSTRALIA	21	113	98	348
	OTHERS	0	0	0	0
	Sub Total	21	39 113	98	26 868
Tembakau					
	CHINA	1 489 650	7 158 658	7 099 294	37 562 863
	TURKEY	109 473	1 972 192	884 874	10 976 815
	UNITED STATES	28 069	1 201 298	268 384	10 315 650
	BRAZIL	365 048	1 641 134	2 385 768	10 173 053
	SWITZERLAND	0	1 124 109	0	6 951 757
	OTHERS	849 734	4 034 996	4 938 526	25 281 193
	Sub Total	2 841 974	17 132 387	15 576 846	101 261 331
Ubi Kayu					
	VIET NAM	0	519 814	0	67 576
	CHINA	13 245	19 245	16 641	21 441
	INDIA	6 692	6 692	6 750	6 750
	KOREA, REPUBLIC OF	0	537	0	1 135
	AUSTRALIA	0	142	0	270
	OTHERS	351	351	68	68

**I.7 IMPOR KOMODITI TERTENTU MENURUT NEGARA ASAL UTAMA
 CERTAIN COMMODITIES IMPORT BY MAIN COUNTRY OF ORIGIN
 ** MEI / MAY 2009 ****

Komoditi <i>Commodity</i>	Negara Asal <i>Country of Origin</i>	Berat Bersih / <i>Net Weight (Kg)</i>		Nilai CIF / <i>CIF Value (US\$)</i>	
		Bulan ini <i>Current month</i>	Kumulatif <i>Cum. Jan to date</i>	Bulan ini <i>Current month</i>	Kumulatif <i>Cum. Jan to date</i>
Sub Total		20 288	546 781	23 459	97 240

<https://www.bps.go.id>

K1. IMPOR KAWASAN BERIKAT / BOUNDED ZONE IMPORT
MENURUT GOLONGAN BARANG 2 DIJIT HS / BY COMMODITY 2 DIGITS HS
**** MEI / MAY 2009 ****

HS	Uraian Golongan Barang Group Description	Berat Bersih / Net Weight (Kg)		Nilai CIF / CIF Value (US\$)	
		Bulan ini Current month	Kumulatif Cum. Jan to date	Bulan ini Current month	Kumulatif Cum. Jan to date
02	Meat and edible meat offal	0	30 224	0	146 601
03	Fish and crustaceans	3 550 708	5 006 090	5 130 151	7 974 819
04	Dairy products, bird's eggs, natural honey	1 127 276	1 849 925	1 464 494	2 592 730
05	Products of animal origin	15 156	58 683	148 372	836 287
06	Live trees and other plants	0	28 484	0	201 986
07	Edible vegetables and certain roots and tubers	163 822	233 611	154 940	197 946
08	Edible fruits and nuts	58	227 386	652	480 315
09	Coffee, tea, mate, and spices	6 493	156 150	75 186	561 223
10	Cereals	0	121 386	0	391 456
11	Products of the milling industry	260 000	921 452	81 909	319 653
12	Oil seeds and oleaginous fruits	1 649 515	2 125 553	1 730 820	2 503 098
13	Lac	20 953	123 482	76 885	347 464
14	Vegetable plaiting materials	291	6 717	1 978	29 346
15	Animal or vegetable oils/fats and their cleavage products	881 646	11 166 454	1 497 591	8 121 036
16	Preparations of meat/fish/crustaceans/molluscs or other aquatic inverte	1 391	91 684	18 831	557 591
17	Sugar and sugar confectionery	69 967 536	149 634 369	20 781 908	46 608 116
18	Cocoa and cocoa preparations	26	7 994	82	123 042
19	Preparations of cereals, flour, starch or milk	112 428	354 130	226 969	772 091
20	Preparations of vegetables, fruits, nuts or other part of plants	6 347	117 112	38 234	530 671
21	Miscellaneous edible preparations	6 088	34 524	31 898	171 088
22	Beverages, spirit, and vinegar	30 657	78 662	98 638	301 696
23	Residues and waste from the food industries	53 844	583 653	42 903	323 255
24	Tobacco and manufactured tobacco substitutes	318 148	1 975 865	3 980 944	17 224 512
25	Salts	31 117 508	164 805 253	1 949 216	22 864 361
26	Ores, slag, and ash	105 565	20 613 700	98 151	1 972 145
27	Mineral fuels, mineral oils and products of their distillation	7 674 197	21 225 353	4 297 829	13 625 664
28	Inorganic chemicals	11 722 986	50 548 458	9 295 718	34 819 519
29	Organic chemicals	3 871 156	51 507 709	10 305 298	54 890 912
30	Pharmaceutical products	15 496	135 337	79 679	620 689
31	Fertilizers	14 757 214	17 112 643	1 671 408	3 088 291
32	Tanning or dyeing extracts	2 468 174	8 310 013	9 284 080	31 153 610
33	Essential oils and resinoids	261 278	589 853	799 401	1 681 439
34	Soap, organic surfasce-active agents, washing, and lubricating prepara	779 792	2 747 677	2 191 019	9 012 195
35	Albuminoidal substances	810 007	17 505 467	2 709 765	19 164 531
36	Explosives	15 255	60 567	468 445	2 359 589
37	Photographic and cinematographic goods	130 977	537 801	188 874	678 054
38	Miscellaneous chemical products	2 826 531	8 983 349	7 505 555	32 584 714
39	Plastics and articles thereof	30 090 173	120 832 050	62 958 626	261 766 478
40	Rubber and articles thereof	4 885 254	22 107 824	10 657 170	47 788 117
41	Raw hides, skins, and leather	1 416 582	8 007 578	11 270 121	62 105 462
42	Articles of leather	89 569	273 196	412 978	2 959 628
43	Furskins and artificial fur	9 799	33 752	40 032	154 424
44	Wood and articles of wood	6 953 771	29 798 315	3 856 788	18 584 090
45	Cork and articles of cork	1 198	6 800	15 912	87 693
46	Manufactured of straw or other plaiting materials	86 634	122 205	237 368	369 280
47	Pulp of wood or of other fibrous cellulosic material	9 654 097	56 254 793	4 268 587	37 545 298
48	Paper and paperboard	5 600 323	26 708 554	16 830 469	75 813 278
49	Printed books, newspapers, pictures, and other products of printing in	91 228	710 473	769 199	4 577 082
50	Silk	49 177	325 941	398 977	2 772 362
51	Wool, fine or coarse animal hair	270 237	868 130	5 734 367	14 217 224
52	Cotton	14 586 377	57 414 645	61 443 747	274 714 425
53	Other vegetable textile fibres	66 843	791 747	457 258	9 530 483
54	Man-made filaments	6 143 493	22 376 107	37 870 585	163 451 502
55	Man-made staple fibres	5 337 256	23 862 852	17 671 442	81 952 494
56	Wadding, felt, and non-wovens	949 509	3 833 142	5 712 930	25 940 241
57	Carpets and other textile floor coverings	69 679	255 170	459 388	2 400 748
58	Special woven fabrics	904 724	5 220 642	10 468 773	66 726 999
59	Impregnated, coated, covered or laminated textile fabrics	1 240 233	4 574 087	10 806 373	42 478 617
60	Knitted or crocheted fabrics	6 914 167	27 393 328	51 744 721	216 238 888
61	Articles of apparel and clothing accessories, knitted or crocheted	504 811	1 855 214	4 512 599	14 142 383
62	Articles of apparel and clothing accessories, not knitted or crocheted	121 568	886 245	1 810 489	11 603 360
63	Other made up textile articles	114 144	396 769	700 227	2 632 985
64	Footwear, gaiters and the like	261 442	1 108 666	2 874 394	11 137 005
65	Headgear and parts thereof	16 700	59 190	328 873	867 340
66	Umbrellas, walking sticks, seat-sticks, whips, riding crops and parts	16 686	37 466	41 029	152 438

K1. IMPOR KAWASAN BERIKAT / BOUNDED ZONE IMPORT
MENURUT GOLONGAN BARANG 2 DIJIT HS / BY COMMODITY 2 DIGITS HS
**** MEI / MAY 2009 ****

HS	Uraian Golongan Barang Group Description	Berat Bersih / Net Weight (Kg)		Nilai CIF / CIF Value (US\$)	
		Bulan ini	Kumulatif	Bulan ini	Kumulatif
		Current month	Cum. Jan to date	Current month	Cum. Jan to date
67	Prepared feathers and articles	2 766	14 062	30 442	229 113
68	Articles of stone, plaster, cement, asbestos, mica or similar material	749 349	2 413 815	555 043	3 795 629
69	Ceramic products	261 197	2 618 540	845 636	7 077 622
70	Glass and glassware	580 459	2 666 313	1 797 189	9 748 177
71	Natural and cultured pearls, precious/semi precious stones, and precio	43 772	144 410	2 939 244	18 765 303
72	Iron and steel	50 430 123	203 470 636	98 917 876	304 478 383
73	Articles of iron and steel	28 768 593	191 040 481	75 079 392	480 176 778
74	Copper and articles thereof	8 863 833	20 071 273	39 700 504	87 771 060
75	Nickel and articles thereof	78 779	229 541	588 574	2 093 810
76	Aluminium and articles thereof	2 946 725	10 674 287	12 266 964	42 984 554
78	Lead and articles thereof	33 800	64 130	279 448	779 457
79	Zinc and articles thereof	525 048	2 400 528	938 265	4 908 863
80	Tin and articles thereof	36 810	137 230	626 661	2 764 187
81	Other base metal	68 784	191 340	1 442 032	3 624 303
82	Tools, implements, cutlery, spoon and forks, of base metal and parts t	509 903	1 477 219	2 725 124	10 525 269
83	Miscellaneous articles of base metal	1 414 780	5 299 884	7 607 545	32 144 229
84	Nuclear reactors, boilers, machinery and mechanical appliances	19 039 775	73 471 378	270 115 960	1 096 819 150
85	Electrical machinery and equipments	14 472 802	63 074 223	353 532 003	1 638 376 109
86	Railway and tramway locomotive, mechanical traffic, and all kinds	56 535	540 109	215 152	1 653 790
87	Vehicles other than railway/tramway, and parts and accessories thereof	1 912 016	10 346 735	16 538 936	89 104 699
88	Aircraft and its components	602 872	1 268 807	34 280 048	56 648 388
89	Ships, boat, and floating structures	128 950	5 079 244	1 068 467	12 126 754
90	Optical, photographic, cinematographic, measuring, checking, medical	995 622	5 036 477	35 539 566	146 986 139
91	Clocks and watches and parts thereof	21 759	71 153	946 908	2 325 360
92	Musical instruments	276 303	1 904 570	7 074 825	27 801 295
93	Arms and ammunition	214	16 639	9 662	84 566
94	Furnitures, bedding, mattress supports, cushions and stuffed furnishin	1 002 671	2 544 327	4 920 042	13 079 840
95	Toys, games and sports requisiters	38 356	80 594	935 825	2 944 319
96	Miscellaneous manufactured articles	611 566	2 325 787	7 787 416	29 399 410
97	Works of arts, collectors' piece and antiques	0	200	0	3 459
98	Vehicles in ckd and their components	1 309 608	3 675 017	12 959 413	43 858 224
Total Import		386 957 963	1 568 080 600	1 403 045 407	5 945 620 298

K2. IMPOR KAWASAN BERIKAT / BOUNDED ZONE IMPORT
MENURUT GOLONGAN BARANG SITC / BY SITC COMMODITY GROUP
**** MEI / MAY 2009 ****

SITC Uraian Golongan Barang Group Description	Berat Bersih / Net Weight (Kg)		Nilai CIF / CIF Value (US\$)	
	Bulan ini Current month	Kumulatif Cum. Jan to date	Bulan ini Current month	Kumulatif Cum. Jan to date
A. By Commodity 1 Dijit SITC				
0 Food and Live Animals	75 011 131	158 975 222	28 052 138	61 851 620
1 Beverages and Tobacco	348 805	2 046 972	4 079 582	17 513 869
2 Crude Materials, Inedible	52 635 549	296 992 135	37 018 403	193 234 068
3 Mineral Fuels, Lubricants, etc.	7 674 197	21 193 406	4 297 829	13 612 047
4 Animal & Vegetable Oils/Fats	877 269	11 000 222	1 466 809	7 947 191
5 Chemicals	65 129 403	268 477 985	91 698 456	388 173 865
6 Manufactured Goods	140 197 723	621 581 152	453 630 703	1 948 713 049
7 Machinery and Transportation Equipments	37 630 382	157 756 569	689 085 409	2 921 837 347
8 Miscellaneous Manufactured Articles	7 440 724	30 008 443	92 246 090	386 369 558
9 Special Commodities and Transaction	12 780	48 494	1 469 988	6 367 684
B. By Commodity 2 Dijit SITC				
01 Meat and meat preparations	1 391	72 081	18 831	213 589
02 Dairy product and eggs	11 563	20 148	75 475	118 492
03 Fish, crustaceans, molluscs and their preparations	3 550 708	5 055 917	5 130 151	8 465 422
04 Cereals and cereal preparations	69 545	662 475	123 084	925 611
05 Fruits and vegetables	175 348	648 306	199 578	1 260 346
06 Sugar, sugar preparations, and honey	71 088 986	151 478 059	22 214 535	49 167 639
07 Coffee, tea, cocoa, and spices	7 696	178 627	91 614	786 743
08 Feeding stuff for animals	53 844	583 653	42 903	323 255
09 Miscellaneous food preparations	52 050	275 956	155 967	590 523
11 Beverages	30 657	71 107	98 638	289 357
12 Tobacco and tobacco manufactured	318 148	1 975 865	3 980 944	17 224 512
21 Hides, skins and furskins	22 881	44 653	29 414	150 911
22 Oil seeds, nuts, and kernels	1 648 215	1 982 644	1 709 500	2 082 110
23 Crude rubber	4 347 508	19 427 215	5 781 621	28 784 144
24 Wood, lumber, and cork	2 087 574	8 728 930	1 451 203	7 252 264
25 Pulp and waste paper	9 654 097	56 254 793	4 268 587	37 545 298
26 Textile fibres and their waste	12 305 609	49 103 372	21 474 057	91 018 110
27 Crude fertilizers and crude minerals	22 217 957	139 526 026	1 677 033	21 348 964
28 Metalliferous ores and metal scraps	314 008	21 564 227	378 433	3 216 196
29 Crude animals and vegetable materials, nes	37 700	360 275	248 555	1 836 071
32 Coal, coke, and briquettes	18	139 104	242	137 947
33 Petroleum and petroleum products	7 673 654	21 042 457	4 293 906	13 425 055
34 Gas; natural and manufactured	525	11 845	3 681	49 045
41 Animal oils and fats	0	28 797	0	101 370
42 Fixed vegetable oils/fats	810 561	10 702 046	1 387 145	7 571 415
43 Animal vegetable oils/fats	66 708	269 379	79 664	274 406
51 Organic chemicals	3 928 704	51 923 644	7 660 896	50 782 695
52 Inorganic chemicals	11 722 806	50 506 538	9 292 581	34 759 175
53 Dyeing, tanning, and colouring materials	2 531 560	8 692 294	9 544 623	32 460 871
54 Medical and pharmaceutical products	40 802	186 085	3 072 227	6 589 824
55 Essential oils and perfumery materials	769 025	2 247 223	2 120 271	6 929 332
56 Manufactured fertilizers	14 751 069	17 085 752	1 625 217	3 022 505
57 Plastics in primary forms	25 684 849	102 402 663	38 604 468	153 388 876
58 Plastics in non-primary forms	1 754 696	8 277 463	9 384 410	46 925 433
59 Chemical materials and its products, nes	3 945 892	27 156 323	10 393 763	53 315 154
61 Leather, leather med, nes	1 418 450	8 081 389	11 419 279	63 081 371
62 Rubber manufactured, nes	509 401	2 475 075	4 683 806	17 509 972
63 Wood and cork manufactured	4 867 395	21 076 185	2 421 497	11 419 519
64 Paper, paperboard, and manufactured thereof	5 306 993	25 200 505	11 738 525	51 533 684
65 Textile yarns, fabrics, and their products	24 348 726	98 260 510	182 149 702	813 200 841
66 Non metallic minerals manufactured	10 500 617	33 268 938	3 388 226	21 199 940
67 Iron and steel	73 506 929	360 466 135	155 274 514	661 356 917
68 Non ferrous metals	11 368 181	28 969 526	50 368 037	129 122 591
69 Manufactured of metal, nes	8 371 031	43 782 889	32 187 117	180 288 214
71 Power generating machine and equipments	2 523 423	11 710 717	65 921 594	257 504 408
72 Machinery specialized for particular industry	3 713 536	17 632 400	72 233 432	272 951 585
73 Metalworking machinery	1 044 232	3 032 677	13 163 110	42 613 344
74 General industrial machinery and equipments	11 233 823	38 396 545	84 292 584	356 990 489
75 Office machinery and automatic data processing	1 639 059	8 044 558	53 702 040	249 050 612
76 Telecommunication and reproducers apparatus	3 602 960	18 497 051	48 904 295	467 225 030
77 Electrical machinery and apparatus	9 878 609	39 578 502	285 918 911	1 073 262 095
78 Road vehicles	3 262 415	14 257 506	29 578 981	132 367 127

K2. IMPOR KAWASAN BERIKAT / BOUNDED ZONE IMPORT
MENURUT GOLONGAN BARANG SITC / BY SITC COMMODITY GROUP
**** MEI / MAY 2009 ****

SITC Uraian Golongan Barang Group Description	Berat Bersih / Net Weight (Kg)		Nilai CIF / CIF Value (US\$)	
	Bulan ini Current month	Kumulatif Cum. Jan to date	Bulan ini Current month	Kumulatif Cum. Jan to date
79 Other transportation equipments	732 325	6 606 613	35 370 462	69 872 657
81 Sanitary, plumbing, and fittings	923 862	1 933 397	4 746 553	10 960 160
82 Furniture	125 068	692 117	584 104	2 887 237
83 Traveling goods	75 052	168 867	255 269	1 560 470
84 Clothing	820 535	3 800 304	8 410 341	38 926 211
85 Footwear	261 442	1 108 666	2 874 394	11 137 005
87 Professional, scientific, and contractor instruments	799 052	4 062 163	16 141 108	61 072 871
88 Photographic apparatus, equipments and optics	327 893	1 505 453	10 404 601	57 201 132
89 Miscellaneous manufactured articles	4 107 820	16 737 476	48 829 720	202 624 472
97 Gold; non monetary	12 780	48 494	1 469 988	6 367 684
C. By Commodity 3 Digit SITC				
012 Other Meat, Other Edible Meat Offal, Fresh, Chilled Or Frozen	0	30 224	0	146 601
017 Meat And Edible Meat Offal, Prepared Or Preserved	1 391	41 857	18 831	66 988
022 Milk, Cream, And Milk Products Other Than Butter Or Cheese	5 826	6 235	31 867	33 207
025 Eggs, Birds, And Egg Yolks; Fresh, Dried Or Otherwise Preserved	5 737	13 913	43 608	85 285
034 Fish, Fresh, Chilled Or Frozen	3 256 720	4 488 280	4 306 834	5 876 311
035 Fish, Dried Salted Or In Brine; Smoked Fish	0	39 550	0	445 194
036 Crustaceans, Molluscs, And Aquatic Invertebrates	293 988	478 260	823 317	1 653 314
037 Fish, Crustaceans, Molluscs, And Other Aquatic Invertebrates; Prepared	0	49 827	0	490 603
041 Wheat And Meslin, Unmilled	0	121 363	0	391 203
045 Cereals, Unmilled	0	23	0	253
046 Meal And Flour Of Wheat And Flour Of Meslin	0	346 185	0	112 958
047 Other Cereal Meals And Flours	5 000	12 799	11 500	32 100
048 Cereal Preparations And Preparations Of Flours/Starches Of Fruit	64 545	182 105	111 584	389 097
054 Vegetables, Fresh, Chilled, Frozen Or Simply Preserved	163 695	233 484	153 376	196 382
056 Vegetables, Roots And Tubers, Prepared Or Preserved Nes	11 573	179 849	45 415	561 947
057 Fruit And Nut; Fresh Or Dried	58	227 384	652	480 308
058 Fruits, Preserved And Preparations	0	2 047	0	12 747
059 Fruit And Vegetable Juices	22	5 542	135	8 962
061 Sugar, Molasses And Honey	71 080 703	151 469 776	22 191 934	49 145 038
062 Sugar Confectionery	8 283	8 283	22 601	22 601
071 Coffee And Coffee Substitutes	6 751	122 317	90 711	544 160
072 Cocoa	0	1 723	0	10 131
073 Chocolate And Other Food Preparations Containing Cocoa	26	6 271	82	112 911
074 Tea And Mate	0	5 867	0	11 289
075 Spices	919	42 449	821	108 252
081 Feeding Stuff For Animals	53 844	583 653	42 903	323 255
091 Margarine And Shortening	4 377	106 012	30 782	165 053
098 Edible Products And Preparations	47 673	169 944	125 185	425 470
111 Non-Alcoholic Beverages, Nes	18 714	28 995	11 762	19 293
112 Alcoholic Beverages	11 943	42 112	86 876	270 064
121 Tobacco, Unmanufactured And Refused	286 407	1 789 527	3 459 409	14 675 863
122 Tobacco, Manufactured	31 741	186 338	521 535	2 548 649
211 Hides And Skins, Raw	14 320	19 156	17 520	114 198
212 Furskins, Raw	8 561	25 497	11 894	36 713
222 Oil Seeds Use For Extraction Of soft Fixed Vegetable Oils	1 648 215	1 982 022	1 709 500	2 067 409
223 Oil Seeds Use For Extraction Of Other Fixed Vegetable Oils	0	622	0	14 701
231 Natural Rubber Latex; Natural Rubber And Similar Natural Gums	313 737	2 023 743	399 928	2 773 153
232 Synthetic Rubber Latex, Synthetic/Reclaimed Rubber	4 033 771	17 403 472	5 381 693	26 010 991
244 Cork, Natural, Raw And Waste	789	3 411	10 496	45 974
245 Fuel Wood And Wood Charcoal	0	30 852	0	53 758
246 Wood In Chips Or Particles And Waste	0	28 907	0	12 409
247 Wood In The Rough Or Roughly Squared	175 359	1 043 521	32 193	377 812
248 Wood, Simply Worked And Railway Sleeper Of Wood	1 911 426	7 622 239	1 408 514	6 762 311
251 Pulp And Waste Paper	9 654 097	56 254 793	4 268 587	37 545 298
261 Silk	42 166	285 700	276 354	2 100 885
263 Cotton	8 320 949	31 173 930	13 039 538	57 860 594
264 Jute And Other Textile Bast Fibres	262	3 805	3 315	54 981
265 Vegetable Textile Fibres, Raw Or Processed; Waste Of These Fibres	50	3 014	1 040	16 830
266 Synthetic Fibres Suitable For Spinning	2 317 247	9 646 014	3 412 272	12 846 634
267 Other Man-Made Fibres Suitable For Spinning And Waste	1 579 167	7 812 791	4 519 984	17 232 596
268 Wool And Other Animal Hair	45 762	160 961	221 381	811 751
269 Old Clothing And Other Old Textile Articles; Rags	6	17 157	173	93 839
272 Fertilizers, Crude	50 668	129 137	95 436	158 134

K2. IMPOR KAWASAN BERIKAT / BOUNDED ZONE IMPORT
MENURUT GOLONGAN BARANG SITC / BY SITC COMMODITY GROUP
**** MEI / MAY 2009 ****

SITC Uraian Golongan Barang Group Description	Berat Bersih / Net Weight (Kg)		Nilai CIF / CIF Value (US\$)	
	Bulan ini Current month	Kumulatif Cum. Jan to date	Bulan ini Current month	Kumulatif Cum. Jan to date
273 Stone, Sand And Gravel	12 267 668	51 636 589	430 241	2 633 712
274 Sulphur And Unroasted Iron Pyrites	198 047	44 861 797	95 489	13 131 989
277 Natural Abrasives	533 385	4 059 938	172 982	1 327 166
278 Other Crude Minerals	9 168 189	38 838 565	882 885	4 097 963
281 Iron Ore And Concentrates	0	20 012 434	0	1 581 383
282 Waste And Scrap Metal Of Iron/Steel	78 690	265 130	177 286	426 908
283 Copper Ores And Concentrates	1 475	4 603	9 985	26 781
284 Nickel Ores And Concentrates	668	912	2 060	4 003
285 Aluminium Ores And Concentrates	105 180	286 920	91 027	303 381
286 Ores And Concentrates Of Uraniumand Thorium	0	2	0	6
287 Ores And Concentrates Of Basemetals	372	104 970	5 604	99 658
288 Non-Ferrous Base Metal Waste And Scraps	127 623	889 192	92 471	772 749
289 Ores And Concentrates Of Precious Metals; Waste,scraps	0	64	0	1 327
291 Crude Animal Materials	15 156	58 683	148 372	836 287
292 Crude Vegetable Materials	22 544	301 592	100 183	999 784
321 Coals, Pulverized Or Not	18	37 528	242	64 813
325 Coke And Semi Coke Of Coal/lignite/peat	0	101 576	0	73 134
334 Petroleum Products, Refined	7 534 977	20 362 286	4 058 774	12 191 251
335 Residual Petroleum Products, And Related Materials	138 677	680 171	235 132	1 233 804
342 Liquefied Propane And Butane	7	4 513	42	11 205
343 Natural Gas, Liquefied Or Not	0	103	0	7 553
344 Petroleum Gases And Other Gas	416	7 082	2 737	29 162
345 Coal Gas, Water Gas And Similar Gas	102	147	902	1 125
411 Animal Oils And Fats	0	28 797	0	101 370
421 Fixed Vegetable Fats And Oils Soft,Crude,Refined Or Fractioned	670 400	1 667 089	747 599	1 911 724
422 Fixed Vegetable Fats And Oils Solid,Crude,Refined Or Fractioned	140 161	9 034 957	639 546	5 659 691
431 Animal And Vegetable Oil; Fat Processed And Their Wax	66 708	269 379	79 664	274 406
511 Hydrocarbon And Their Halogenated, Nitrated Derivatives	169 334	1 938 806	596 961	3 039 481
512 Alcohols,Phenols,Phenol-Alcohols And Their Halogenated	398 063	37 014 546	1 088 596	25 349 350
513 Carboxylic Acids,And Their Anhydrides,Halides,Peroxides	829 357	6 224 307	1 204 606	6 825 176
514 Nitrogen-Function Compounds	1 543 928	3 004 126	2 689 784	6 054 449
515 Organo-Inorganic And Heterocyclic Compounds	649 539	2 056 009	1 087 899	4 821 821
516 Other Organic Chemicals	338 483	1 685 850	993 050	4 692 418
522 Inorganic Chemical Elements, Oxides And Halogen Salts	7 312 451	31 637 071	7 328 041	26 304 184
523 Metallicsalts And Peroxysalts	4 290 694	17 395 818	1 639 746	6 688 657
524 Other Inorganic Chemicals;Chemical Compound Of Precious Metals	117 661	1 470 187	314 744	1 734 527
525 Radioactive And Associated Materials	2 000	3 462	10 050	31 807
531 Synthetic Organic; Colouring Matter	487 895	1 229 134	2 766 911	5 617 703
532 Dyeing/Tanning Extracts And Synthetic Tanning Materials	117 201	371 123	245 912	846 387
533 Pigments, Paints, Varnishes, And Related Materials	1 926 464	7 092 037	6 531 800	25 996 781
541 Medicinal And Pharmaceutical Products	40 789	185 024	3 071 936	6 587 487
542 Medicaments, Including Veterinary Medicaments	13	1 061	291	2 337
551 Essential Oils, Perfumes, And Flavour Materials	16 440	47 257	576 357	941 445
553 Perfumery, Cosmetics, And Toilet Preparations	244 838	542 596	223 044	739 994
554 Soap,Cleansing And Polishing Preparations	507 747	1 657 370	1 320 870	5 247 893
562 Fertilizers, Manufactured	14 751 069	17 085 752	1 625 217	3 022 505
571 Polymers Of Ethylene In Primary Forms	8 497 313	30 994 398	9 482 130	33 394 640
572 Polimers Of Styrene In Primary Forms	4 103 623	18 187 923	6 999 666	29 731 090
573 Polimers Of Vinyl Chloride In Primary Forms	1 177 480	8 966 922	1 522 558	10 111 986
574 Poliacetals And Polycarbons In Primary Forms	2 288 028	6 593 103	4 999 462	18 649 628
575 Other Plastics In Primary Forms	9 594 698	37 275 686	15 534 772	61 174 727
579 Waste And Scrap Of Plastics	23 707	384 631	65 880	326 805
581 Tubes, Pipes, And Hoses Of Plastics	126 331	970 683	1 092 700	6 670 984
582 Plates, Sheets, And Film Of Plastics	1 612 151	7 266 358	8 140 515	39 843 863
583 Monofilament And Rod Of Plastics	16 214	40 422	151 195	410 586
591 Disinfectants, Insecticides, And Fungicides Put In Forms	5 642	323 935	38 673	1 351 821
592 Starches, Inulin, And Wheat Glutenal Buminoidal Substances; Glues	1 041 943	17 964 190	2 598 444	18 824 529
593 Explosive And Pyrotechnic Products	13 690	56 392	457 592	2 317 188
597 Additive For Mineral Oils	254 638	1 058 944	861 248	4 020 696
598 Miscellaneous Chemical Products	2 629 979	7 752 860	6 437 806	26 800 820
599 Residual Products of Chemical or Allied Industries, Sewage	0	2	0	100
611 Leathers	1 402 262	7 988 422	11 252 601	61 991 264
612 Manufactures And Composition Leathers	16 068	92 846	150 196	1 073 610
613 Furskins, Tanned Or Dressed	120	121	16 482	16 497
621 Materials Of Rubber	210 577	1 065 621	1 451 000	5 849 213

K2. IMPOR KAWASAN BERIKAT / BOUNDED ZONE IMPORT
MENURUT GOLONGAN BARANG SITC / BY SITC COMMODITY GROUP
**** MEI / MAY 2009 ****

SITC Uraian Golongan Barang Group Description	Berat Bersih / Net Weight (Kg)		Nilai CIF / CIF Value (US\$)	
	Bulan ini Current month	Kumulatif Cum. Jan to date	Bulan ini Current month	Kumulatif Cum. Jan to date
625 Rubber Tyre, Tyre Cases, Tyre Treads, Inner Tubes, And Tyre Flaps	30 892	173 008	136 238	1 368 079
629 Articles Of Rubbers	267 932	1 236 446	3 096 568	10 292 680
633 Cork Manufactures	409	3 389	5 416	41 719
634 Veneers, Plywood, Improved/Reconstituted Wood Worked	4 675 901	19 758 653	1 609 623	8 237 849
635 Wood Manufactures	191 085	1 314 143	806 458	3 139 951
641 Papers And Paperboards	3 455 141	16 493 627	5 801 757	23 748 873
642 Paper And Paperboard Cut To Size/Shape And Article Of Papers	1 851 852	8 706 878	5 936 768	27 784 811
651 Textile Yarns	3 794 400	11 483 276	16 283 316	57 827 607
652 Cotton Fabrics, Woven	5 834 684	25 257 116	46 477 563	211 739 490
653 Fabrics, Woven, Of Man-Made Fibres	4 433 053	18 988 502	35 384 554	169 194 635
654 Textile Fabrics, Woven, Other Than Of Cotton Or Man-Made Fibres	251 315	2 248 249	5 135 790	26 700 555
655 Knitted Or Crocheted Fabrics	6 914 167	27 393 328	51 744 721	216 238 888
656 Tulle, Lace, Embroidery, Ribbons, Trimmings And Other Small Wares	760 683	3 840 727	9 387 760	57 766 546
657 Special Yarns, Textile Fabrics	2 176 550	8 409 721	16 575 300	68 716 406
658 Made-Up Articles, Wholly/Chiefly Of Textile Materials	114 173	383 276	700 410	2 596 238
659 Floor Coverings	69 701	256 315	460 288	2 420 476
661 Lime, Cement And Fabricated Construction Materials	8 906 200	25 961 657	320 388	2 603 963
662 Clay And Refractory Construction Materials	133 520	1 845 340	458 953	3 463 671
663 Mineral Manufactures	880 884	2 809 686	801 503	6 286 457
664 Glass	550 972	2 366 560	1 603 579	7 636 590
665 Glassware	22 882	251 855	173 668	1 101 833
666 Pottery	6 074	32 004	28 835	85 927
667 Pearl, Precious And Semi Precious Stones	85	1 836	1 300	21 499
671 Pig Iron, Spiegeleisen, Sponge Iron, And Ferro-Alloys	652 564	2 091 114	798 679	3 190 972
672 Ingots And Other Iron/Steel In Primary Forms	818 468	5 004 626	2 512 125	10 561 430
673 Flat Rolled Products, Not Clad	17 881 764	55 951 275	10 929 699	43 117 951
674 Flat Rolled Products, Clad Or Plated	5 457 417	14 562 192	7 027 920	23 337 463
675 Flat Rolled Products And Alloy Steels	18 096 645	82 947 353	27 105 826	133 749 153
676 Iron/Steel Bars, Rods, Angels, Shaped And Sections	8 607 651	43 066 616	51 164 868	86 408 617
677 Rail/Railway And Tractor Construction Of Iron/Steel Materials	22 120	4 570 973	72 089	7 725 018
678 Wire Of Iron/Steel	434 244	2 565 634	1 351 057	6 572 809
679 Tubes, Pipes, Hollow Profile, Pipe Fitting Of Iron/Steel	21 536 056	149 706 352	54 312 251	346 693 504
681 Silver, Platinum, And Other Metal Of The Platinum Groups	826	3 731	1 008 697	6 593 161
682 Copper	8 624 460	19 168 328	38 576 681	84 554 791
683 Nickel	74 559	174 053	555 063	1 897 484
684 Aluminium	2 138 396	7 280 290	8 617 465	27 789 274
685 Lead	28 711	35 259	224 670	278 844
686 Zinc	465 434	2 164 184	725 446	4 228 960
687 Tin	34 412	121 959	575 139	2 558 553
689 Miscellaneous Non-Ferrous Basemetals Employed In Metallurgy	1 383	21 722	84 876	1 221 524
691 Structures And Parts Of Iron/Steel Or Aluminium	2 097 347	16 605 170	4 020 036	58 622 007
692 Metal Containers For Storage And Transportations	1 101 981	4 413 328	2 880 802	11 382 239
693 Wire Products And Fencing Grills	867 984	5 329 018	2 587 417	16 270 637
694 Nails, Screws, Nuts, Bolts, Rivets Of Iron/Steel Or Copper	766 866	3 565 482	3 923 573	22 003 330
695 Tools For Used In The Hand Or In Machines	480 113	1 415 283	2 609 689	9 806 796
696 Cutlery	29 676	61 190	113 657	699 314
697 Household Equipment Of Base Metals	128 641	747 524	307 790	2 757 616
699 Manufactures Of Base Metals	2 898 423	11 645 894	15 744 153	58 746 275
711 Steam And Other Vapour Generating Boilers And Parts	122 276	440 172	783 079	2 617 573
712 Steam Or Other Generating Boilers And Parts	4 951	376 949	1 076 631	13 119 156
713 Internal Combustion Piston Engines And Parts	988 131	4 488 486	12 344 467	59 713 669
714 Engines And Motors, Non-Electric And Parts	55 301	647 937	25 100 294	94 466 357
716 Rotating Electric Plants And Parts	802 647	4 335 258	16 032 802	70 417 076
718 Other Power Generating Machines And Parts	550 117	1 421 915	10 584 321	17 170 577
721 Agricultural Machinery And Parts	3 272	153 466	161 124	1 097 046
722 Tractors	11 434	11 930	38 554	49 918
723 Civil Engineering And Contractor Plants And Equipments/Parts	1 400 732	7 557 480	12 141 618	62 654 282
724 Textile/Leather Machinery And Parts	895 435	2 777 083	8 205 978	24 180 482
725 Papermill/Pulpmill Machinery And Paper Cutting Machines	107 784	321 445	2 605 435	6 527 580
726 Printing/Book Binding Machinery And Parts	369 383	1 225 623	31 469 996	91 440 157
727 Food Processing Machines And Parts	209 157	1 536 210	3 992 786	21 870 101
728 Other Machines And Equipment Specialized For Particular Industry	716 339	4 049 163	13 617 941	65 132 019
731 Machine Tools By Removing Metal	122 142	969 038	2 198 979	13 383 708
733 Machine Tool For Working Metals	664 478	1 039 322	7 594 351	11 190 545
735 Parts Of Machine Tools	76 277	253 247	1 428 734	6 075 471

K2. IMPOR KAWASAN BERIKAT / BOUNDED ZONE IMPORT
MENURUT GOLONGAN BARANG SITC / BY SITC COMMODITY GROUP
**** MEI / MAY 2009 ****

SITC Uraian Golongan Barang Group Description	Berat Bersih / Net Weight (Kg)		Nilai CIF / CIF Value (US\$)	
	Bulan ini Current month	Kumulatif Cum. Jan to date	Bulan ini Current month	Kumulatif Cum. Jan to date
737 Metalworking Machinery And Parts	181 335	771 070	1 941 046	11 963 620
741 Heating And Cooling Equipments And Parts	1 643 360	4 404 967	11 453 072	54 655 250
742 Pumps For Liquid And Parts	478 870	3 442 625	5 128 119	26 811 321
743 Pumps, Compressors, Fans, Blowers, Centrifuges, And Parts	3 022 780	6 825 825	12 611 076	37 211 039
744 Mechanical Handling Equipments And Parts	3 331 357	12 375 972	21 132 580	87 018 477
745 Other Non-Electical Machinery, Tools, And Mechanical Apparatus	567 928	1 772 673	5 205 560	25 122 521
746 Ball Or Roller Bearings	94 304	712 190	1 111 690	6 422 538
747 Taps, Cocks, And Valves For Pipes	751 010	3 842 362	8 949 603	50 751 884
748 Transmission Shafts And Cranks	691 540	2 340 546	8 942 574	29 487 829
749 Non-Electric Parts And Accessories Of Machineries	652 674	2 679 385	9 758 310	39 509 630
751 Office Machines	452 408	2 410 444	11 333 981	52 505 618
752 Automatic Data Processing Machines And Their Units	575 064	3 057 956	13 197 924	71 630 801
759 Parts And Accessories For Machine Of Heading 751 Or 752	611 587	2 576 158	29 170 135	124 914 193
761 Television Receivers	745 611	4 414 928	2 241 812	7 503 215
762 Radio Broadcast Receivers	529	27 578	13 579	735 340
763 Sound Recorders Or Reproducers	37 897	579 082	1 341 246	20 252 701
764 Telecommunication Equipments And Parts	2 818 923	13 475 463	45 307 658	438 733 774
771 Electric Power Machinery And Parts	725 438	2 464 790	17 389 058	52 958 313
772 Electrical Apparatus For Making And Breaking Electrical Circuits	2 041 683	9 633 637	77 985 559	297 569 708
773 Equipment For Distributing Electricity	2 347 068	7 978 655	19 016 352	72 524 063
774 Electrical Apparatus For Medical Purposes And Radiological Apparatus	1 478	44 865	104 584	1 724 495
775 Household Type, Electrical/Non-Electrical Equipments	988 698	4 121 535	5 778 546	22 549 561
776 Thermionic, Cold Cathode, And Photo Cathode Valves/Tubes	1 492 765	6 594 013	112 161 203	399 857 441
778 Electrical Machinery And Apparatus	2 281 479	8 741 007	53 483 609	226 078 514
781 Passengger Motor Cars	1 120 967	3 372 053	10 622 519	35 963 506
782 Motor Vehicle For The Transportation Of Goods	145 212	359 701	1 421 259	3 753 015
783 Road Motor Vehicles	0	23 164	0	25 355
784 Parts And Accessories Of The Motor Vehicles	835 087	5 894 481	11 633 381	64 678 498
785 Motorcycles, Scooters, And Other Cycles Motorized/Non Motorized	642 687	3 256 113	4 982 535	25 499 055
786 Trailers And Other Vehicles, Not Motorized	518 462	1 351 994	919 287	2 447 698
791 Railway Vehicles And Associated Equipments	516	258 584	22 082	1 106 246
792 Aircraft And Associated Equipments And Parts	602 859	1 268 785	34 279 913	56 639 657
793 Ships, Boats, And Floating Structures	128 950	5 079 244	1 068 467	12 126 754
811 Prefabricated Buildings	782 830	1 443 992	4 142 363	8 569 957
812 Sanitary, Plumbing, Heating, And Lighting Fixtures/Fittings	24 735	57 252	377 037	685 529
813 Lighting Fixtures And Fittings	116 297	432 153	227 153	1 704 674
821 Furnitures And Parts	125 068	692 117	584 104	2 887 237
831 Travel Goods	75 052	168 867	255 269	1 560 470
841 Men'S Coats/Jackets, Not Knitted	1 271	168 201	21 608	310 376
842 Women'S Coats/Jacket, Not Knitted	12 108	54 476	86 887	581 732
843 Men'S Coats/Jackets, Knitted	5 480	30 161	89 613	375 202
844 Women'S Coats/Jackets, Knitted	1 719	4 596	29 963	67 085
845 Articles Of Apparel	466 038	1 742 654	3 905 448	14 000 676
846 Clothing Accessories Of Textiles Fabrics	139 763	741 371	2 189 569	10 410 672
848 Articles Of Apparel And Clothing Accessories Of Other Than Textile Fab	194 156	1 058 845	2 087 253	13 180 468
851 Footwears	261 442	1 108 666	2 874 394	11 137 005
871 Optical Instrument And Apparatus	6 723	56 958	662 915	2 672 865
872 Medical Instruments And Appliances	173 633	1 295 773	1 871 453	10 953 333
873 Meters And Counters	368 422	1 317 262	4 326 099	13 619 441
874 Measuring, Checking, Analysing, And Controlling Instrument And Apparatus	250 274	1 392 170	9 280 641	33 827 232
881 Photographic Apparatus And Equipments	6 120	189 185	1 245 369	14 464 794
882 Photographic And Cinematographic Supplies	130 967	537 356	186 440	665 389
883 Cinematograph Film, Exposed And Developed	10	445	2 434	12 665
884 Optical Goods	169 037	707 314	8 023 450	39 732 924
885 Watches And Clocks	21 759	71 153	946 908	2 325 360
891 Arms And Ammunitions	217	16 696	9 795	98 210
892 Printed Matter	384 558	2 218 522	5 861 143	28 856 676
893 Article Of Plastics	2 503 843	9 398 176	13 335 927	51 095 536
894 Baby Carriages, Toys, Games, And Sporting Goods	38 414	80 653	940 219	2 948 717
895 Office And Stationery Supplies	250 315	816 250	2 119 598	6 878 032
896 Works Of Art, Collectors Pieces And Antiques	0	200	0	3 459
897 Jewellery, Goldsmith, Silversmith Wares, And Other Articles	30 081	90 270	459 259	5 778 886
898 Musical Instrument And Parts/Accessories	305 060	2 058 117	8 693 893	49 361 560
899 Other Miscellaneous Manufactured Articles	595 332	2 058 592	17 409 886	57 603 396
971 Gold, Non-Monetary	12 780	48 494	1 469 988	6 367 684

K2. IMPOR KAWASAN BERIKAT / BOUNDED ZONE IMPORT
MENURUT GOLONGAN BARANG SITC / BY SITC COMMODITY GROUP
**** MEI / MAY 2009 ****

SITC Uraian Golongan Barang <i>Group Description</i>	Berat Bersih / <i>Net Weight (Kg)</i>		Nilai CIF / <i>CIF Value (US\$)</i>	
	Bulan ini	Kumulatif	Bulan ini	Kumulatif
	<i>Current month</i>	<i>Cum. Jan to date</i>	<i>Current month</i>	<i>Cum. Jan to date</i>
TOTAL IMPOR	386 957 963	1 568 080 600	1 403 045 407	5 945 620 298

<https://www.bps.go.id>

**K3. IMPOR KAWASAN BERIKAT / BOUNDED ZONE IMPORT
MENURUT NEGARA ASAL / BY COUNTRY OF ORIGIN
** MEI / MAY 2009 ****

Kode Code	Negara Asal Country of Origin	Berat Bersih / Net Weight (Kg)		Nilai CIF / CIF Value (US\$)	
		Bulan ini Current month	Kumulatif Cum. Jan to date	Bulan ini Current month	Kumulatif Cum. Jan to date
111	JP JAPAN	30 221 131	179 405 975	246 379 549	930 562 212
112	HK HONG KONG	6 995 437	32 320 817	87 055 653	475 463 659
113	KP KOREA, DEM. PEOPLE'S REP.	4	12 804	100	167 676
114	KR KOREA, REPUBLIC OF	25 152 732	102 166 506	121 757 879	547 797 839
115	TW TAIWAN	9 416 190	41 491 591	62 840 296	256 865 673
116	CN CHINA	44 904 797	171 569 350	168 823 260	641 119 166
117	MN MONGOLIA	0	1 656	0	33 159
118	MO MACAU	32 685	374 848	155 096	1 309 728
120	PG PAPUA NEW GUINEA	0	8 960	0	66 213
121	TH THAILAND	74 671 923	209 580 917	61 054 381	225 059 168
122	SG SINGAPORE	76 667 772	356 080 034	353 086 176	1 652 440 973
123	PH PHILIPPINES	7 516 398	9 025 260	20 310 033	59 958 259
124	MY MALAYSIA	33 108 288	125 495 484	59 261 662	233 111 262
125	MM MYANMAR	609 225	646 609	2 615 731	2 707 652
126	KH CAMBODIA	9 230	101 190	80 577	529 920
127	BN BRUNEI DARUSSALAM	58 201	58 201	155 764	155 764
128	LA LAO PEOPLE'S DEM. REP.	443	11 190	4 108	65 669
130	BT BHUTAN	965	2 702	30 477	101 399
131	VN VIET NAM	1 301 605	5 497 121	10 069 355	39 459 071
133	IN INDIA	2 954 515	15 406 594	20 612 564	45 943 938
134	PK PAKISTAN	771 728	2 421 237	1 828 218	9 002 188
135	BD BANGLADESH	261	137 832	128	349 736
136	LK SRI LANKA	96 308	372 941	968 149	2 555 614
137	AF AFGHANISTAN	3	3	62	62
138	ID INDONESIA	0	30 754	0	205 814
142	IR IRAN (ISLAMIC REPUBLIC OF)	137 648	137 689	105 915	112 537
143	SA SAUDI ARABIA	815 934	28 229 328	1 019 624	28 065 362
144	IL ISRAEL	835	4 842	230 476	1 074 783
145	KW KUWAIT	1 336 500	10 422 572	1 207 057	6 965 583
146	JO JORDAN	429	31 776	35 776	196 112
148	LB LEBANON	0	4 629	0	46 238
151	YE YEMEN	13 700	54 247	41 715	188 439
152	OM OMAN	222	4 134	25 470	69 389
153	SY SYRIA ARAB REPUBLIC	1 620	1 620	40 549	40 549
154	TR TURKEY	83 869	1 020 348	312 951	2 515 021
155	AE UNITED ARAB EMIRATES	98 244	562 694	112 789	2 286 845
156	QA QATAR	175 700	616 746	145 185	404 302
157	BH BAHRAIN	26 116	148 080	59 386	303 630
211	EG EGYPT	10 071 363	10 100 413	2 055 586	2 135 014
213	MA MOROCCO	0	5 787	0	53 059
214	TN TUNISIA	41 103	41 322	20 963	48 532
217	ER ERITREA	0	1	0	1 000
221	ET ETHIOPIA	98	552	11 187	65 092
222	TZ TANZANIA, UNITED REP. OF	201 098	487 548	266 004	743 211
223	MG MADAGASCAR	0	385	0	6 302
225	KE KENYA	49	7 871	28 859	110 240
227	MZ MOZAMBIQUE	3 944	3 944	57 158	57 158
230	TG TOGO	0	35 405	0	115 915
232	LR LIBERIA	1 378	1 378	20 705	20 705
235	CG CONGO	0	5 986	0	21 624
236	CM CAMEROON	484	29 613	19 539	85 943
237	NG NIGERIA	0	32	0	40
239	GA GABON	0	88 150	0	208 135
240	CI COTE D'IVOIRE	483 651	534 011	621 113	707 195
241	SN SENEGAL	0	2 139	0	1 680
242	MR MAURITANIA	0	2 430	0	20 875
243	ML MALI	0	42	0	2 247
244	BJ BENIN	119 925	119 925	136 159	136 159
245	BF BURKINA FASO	0	59 735	0	135 837
248	VI U.S. VIRGIN ISLANDS	0	395	0	4 915
251	UG UGANDA	0	1	0	10
252	CF CENTRAL AFRICAN REPUBLIC	0	2 236	0	2 646

K3. IMPOR KAWASAN BERIKAT / BOUNDED ZONE IMPORT
MENURUT NEGARA ASAL / BY COUNTRY OF ORIGIN
**** MEI / MAY 2009 ****

Kode Code	Negara Asal Country of Origin	Berat Bersih / Net Weight (Kg)		Nilai CIF / CIF Value (US\$)	
		Bulan ini Current month	Kumulatif Cum. Jan to date	Bulan ini Current month	Kumulatif Cum. Jan to date
255	DJ DJIBOUTI	0	5 175	0	141 527
256	SH SAINT HELENA	0	46 964	0	103 151
260	SZ SWAZILAND	132	7 114	3 118	406 919
261	ZA SOUTH AFRICA	719 965	15 114 480	2 087 351	17 603 500
267	MU MAURITIUS	1 149 271	4 077 629	1 247 228	4 030 711
298	VG VIRGIN ISLANDS (BRITISH)	25 754	7 729 868	49 578	458 375
311	AU AUSTRALIA	19 411 170	54 888 328	13 162 995	78 566 113
312	NZ NEW ZEALAND	1 520 889	7 707 102	1 650 921	4 897 159
322	NC NEW CALEDONIA	500	500	6 024	6 024
329	ON OTH.OCEANIA	0	73	0	2 093
331	AS AMERICAN SAMOA	288 412	526 801	137 495	691 401
332	CK COOK ISLANDS	6 993	53 073	182 402	1 101 570
333	FJ FIJI	0	1 293	0	11 658
336	WS SAMOA	88	4 623	1 937	46 861
339	TV TUVALU	0	20	0	2 424
342	CC COCOS (KEELING) ISLANDS	0	10 000	0	8 040
343	TK TOKELAU	0	118	0	593
411	US UNITED STATES	9 082 683	34 262 417	62 060 643	195 413 403
412	CA CANADA	201 452	1 341 579	1 442 645	8 523 329
421	MX MEXICO	4 780	460 313	262 387	2 203 756
422	GT GUATEMALA	14 729	69 438	140 541	351 981
423	HN HONDURAS	0	14	0	594
424	NI NICARAGUA	160	160	11 000	11 000
425	PA PANAMA	86 863	91 795	237 569	315 344
427	CB CURACAO	437	481	3 405	16 325
428	SR SURINAME	0	10	0	3 242
431	CL CHILE	4 596 065	13 806 457	2 265 802	8 189 807
432	VE VENEZUELA	0	60	0	4 518
433	AR ARGENTINA	143 104	955 678	543 551	3 748 673
434	BR BRAZIL	3 063 828	8 540 402	6 470 967	21 254 890
435	CO COLOMBIA	0	20 295	0	104 724
436	BO BOLIVIA	0	493	0	826 523
437	UY URUGUAY	403 600	403 600	78 641	78 641
438	PY PARAGUAY	0	297 326	0	726 654
441	EC ECUADOR	0	1	0	1
442	PE PERU	12	54 889	426	155 660
444	TT TRINIDAD AND TOBAGO	1	101	947	13 755
446	JM JAMAICA	0	15 853	0	58 910
447	PR PUERTO RICO	954	3 729	12 054	2 317 394
449	DO DOMINICAN REPUBLIC	16 006	44 037	28 893	146 890
450	SV EL SALVADOR	0	7 403	0	357 443
451	CR COSTA RICA	3 824	24 867	59 600	388 831
453	BB BARBADOS	0	18 980	0	4 005
454	AG ANTIGUA AND BARBUDA	0	2 447	0	8 821
458	CV CAPE VERDE	0	14 932	0	45 355
459	KY CAYMAN ISLANDS	0	471	0	92 522
460	DM DOMINICA	0	244	0	2 830
467	AN NETHERLANDS ANTILLES	0	850	0	6 839
469	LC SAINT LUCIA	0	1 674	0	11 093
470	SM SAN MARINO	793	793	5 808	5 808
511	GB UNITED KINGDOM	1 027 205	5 889 637	5 228 625	24 925 987
512	NL NETHERLANDS	1 500 840	6 383 389	14 154 462	60 395 496
513	FR FRANCE	333 755	5 436 820	8 442 937	50 535 369
514	DE GERMANY, FED. REP. OF	4 412 305	19 074 757	24 847 340	103 272 354
515	AT AUSTRIA	188 792	1 359 413	7 451 469	33 579 790
516	BE BELGIUM	576 973	4 024 255	4 053 041	26 689 012
517	CH SWITZERLAND	858 087	1 064 951	2 354 715	5 867 312
518	LU LUXEMBOURG	0	953 638	0	2 091 705
521	DK DENMARK	34 034	176 932	303 100	4 540 671
522	NO NORWAY	71 833	20 915 548	1 774 173	21 307 734
523	SE SWEDEN	263 414	5 068 139	663 801	7 564 539
524	FI FINLAND	1 118 606	2 658 653	763 419	8 633 452

**K3. IMPOR KAWASAN BERIKAT / BOUNDED ZONE IMPORT
MENURUT NEGARA ASAL / BY COUNTRY OF ORIGIN
** MEI / MAY 2009 ****

Kode Code	Negara Asal Country of Origin	Berat Bersih / Net Weight (Kg)		Nilai CIF / CIF Value (US\$)	
		Bulan ini Current month	Kumulatif Cum. Jan to date	Bulan ini Current month	Kumulatif Cum. Jan to date
525	IE IRELAND	20 250	58 866	40 782	288 393
526	IT ITALY	501 161	3 491 027	3 064 805	23 866 075
527	ES SPAIN	162 338	577 705	3 580 259	7 954 503
528	PT PORTUGAL	1 623	9 534	49 696	576 271
529	IS ICELAND	1	594	52	1 067
531	GR GREECE	306 715	2 072 427	2 130 232	4 267 869
532	VA VATICAN CITY STATE	0	9 434	0	16 662
533	AD ANDORRA	1 240	25 813	16 419	91 593
540	CD DEMOCRATIC REP. OF THE CONGO	0	97 357	0	237 651
542	HU HUNGARY	55 178	159 685	679 152	1 535 057
543	PL POLAND	106 932	333 936	1 291 929	2 754 806
544	RO ROMANIA	11 516	127 207	74 894	1 202 101
545	BG BULGARIA	50 455	213 153	100 408	673 754
549	AM ARMENIA	0	7	0	212
553	KG KYRGYZSTAN	0	18 135	0	36 658
557	UA UKRAINE	6 160 530	25 127 111	3 413 995	13 408 259
560	LV LATVIA	521	44 155	40 700	139 285
563	HR CROATIA	863	4 888	1 231	71 024
565	MT MALTA	0	24 036	0	57 778
566	SK SLOVAKIA	1 485	9 932	136 093	1 063 014
567	SI SLOVENIA	24	781	8 510	244 928
568	CZ CZECH REPUBLIC	50 463	223 266	1 223 877	4 722 026
570	MK REP. OF MACEDONIA	0	1	0	595
572	RU RUSSIA FEDERATION	294 608	6 841 886	1 337 979	7 555 478
TOTAL IMPOR		386 957 963	1 568 080 600	1 403 045 407	5 945 620 298

**K4. IMPOR KAWASAN BERIKAT / BOUNDED ZONE IMPORT
MENURUT PROPINSI DAN PELABUHAN IMPOR / BY PROVINCE AND PORT OF IMPORTATION**

** MEI / MAY 2009 **

Kode Code	Propinsi / Pelabuhan Impor Province / Port of Impotation	Berat Bersih / Net Weight (Kg)		Nilai CIF / CIF Value (US\$)	
		Bulan ini Current month	Kumulatif Cum. Jan to date	Bulan ini Current month	Kumulatif Cum. Jan to date
SUMATERA UTARA		5.312.714	31.390.364	14.977.965	65.307.237
144 IDBLW	BELAWAN	5.311.521	31.355.389	14.946.357	64.938.735
166 IDMES	MEDAN / POLONIA (U)	1.193	22.073	31.608	340.105
167 IDMDN	MEDAN (PTT)	0	2	0	2.797
170 IDKTJ	KUALA TANJUNG	0	12.900	0	25.600
RIAU		127.892.379	250.419.428	289.002.201	369.893.385
225 IDDUM	DUMAI	25.009.438	42.385.932	10.133.895	42.886.539
228 IDBLS	BENGKALIS	74.211.246	74.264.223	270.241.754	270.266.366
235 IDSUQ	SUNGAI GUNTUNG	0	3.494.282	0	8.751.232
242 IDTEM	TEMBILAHAN	0	2.207.592	0	4.071.809
243 IDKEN	KUALA ENOK	0	37.113	0	72.987
261 IDPKU	SIMPANG TIGA (U)	115	220	63.631	81.580
277 IDBUN	BUATAN	28.671.580	128.030.066	8.562.921	43.762.872
KEPULAUAN RIAU		46.087.969	514.589.190	231.485.085	2.203.662.354
251 IDTPN	TANJUNG PINANG	0	81.295	0	3.209.175
258 IDBTU	BATU AMPAR	0	264.044.107	0	1.072.663.083
262 IDTNJ	KIJANG (U)	0	22.577	0	6.815.747
265 IDSKP	SEKUPANG	16.016.413	83.265.036	149.882.409	691.900.103
267 IDKAB	KABIL/PANAU	29.998.205	166.822.678	52.316.688	322.713.737
271 IDBTH	HANG NADIM (U)	73.351	353.497	29.285.988	106.360.509
JAMBI		0	2.220.416	0	2.064.685
291 IDKTK	KUALA TUNGKAL	0	2.220.416	0	2.064.685
DKI JAKARTA		103.763.686	501.597.848	724.720.912	2.884.816.948
431 IDTPP	TANJUNG PRIOK	101.446.169	444.828.560	536.488.485	2.186.025.363
432 IDKLB	KALIBARU	0	46.056.136	0	15.361.105
434 IDC GK	SOEKARNO-HATTA (U)	2.315.041	10.692.492	188.041.171	682.794.479
435 IDPSB	JKT./ POS PASAR BARU	0	4	0	202
436 IDHLP	HALIM PERDANA KUSUMA (U)	2.476	20.656	191.256	635.799
BANTEN		0	2.200.000	0	1.267.870
461 IDMRK	MERAK	0	2.200.000	0	1.267.870
JAWA BARAT		132	659	11.193	29.250
463 IDCBN	CIREBON/PENGGUNG (U)	0	6	0	120
466 IDBDO	HUSEIN SASTRANEGARA	4	5	425	442
468 IDBND	GEDE BAGE-BANDUNG (PTT)	96	614	3.182	19.710
470 IDCRB	CIREBON (PTT)	32	34	7.586	8.978
JAWA TENGAH		23.612.881	51.920.401	45.305.911	153.981.759
494 IDTES	TANJUNG EMAS	11.609.577	39.898.185	41.478.805	149.808.301
495 IDCXP	CILACAP	12.000.000	12.000.000	3.647.998	3.647.998
496 IDSRG	ACHMAD YANI (U)	1.539	14.593	14.466	265.721
497 IDSMR	SEMARANG (PTT)	0	3.870	0	64.516
498 IDSOC	JEBRES/ADI SUMARMO	1.765	3.753	164.642	195.223
DI YOGYAKARTA		458	28.248	9.061	78.568
531 IDJOG	ADI SUCIPTO (U)	458	4.130	9.061	69.819
532 IDJOK	YOGYAKARTA (PTT)	0	24.118	0	8.749
JAWA TIMUR		80.199.956	213.366.920	91.719.436	251.820.585
563 IDTPE	TANJUNG PERAK	77.398.767	208.916.006	80.393.302	225.059.487
564 IDPAZ	PASURUAN	0	395.097	0	1.197.955
565 IDPRO	PROBOLINGGO	0	160.156	0	1.345.636

**K4. IMPOR KAWASAN BERIKAT / BOUNDED ZONE IMPORT
MENURUT PROPINSI DAN PELABUHAN IMPOR / BY PROVINCE AND PORT OF IMPORTATION**

**** MEI / MAY 2009 ****

567	IDBJU	BANYUWANGI	2.450.000	2.900.000	3.238.900	3.773.800
587	IDSUB	JUANDA (U)-SURABAYA	93.670	230.000	6.872.600	16.949.424
588	IDSUR	SURABAYA (PTT)	257.519	732.358	1.214.634	3.232.439
592	IDRAM	RAMBIPUJI-JEMBER	0	33.303	0	261.844
		BALI	66.689	299.064	5.463.870	11.974.332
613	IDBOA	BENOA/LOLOAN	35.942	189.949	3.904.037	4.293.108
620	IDDPS	NGURAH RAI (U)	30.747	109.115	1.559.833	7.681.224
		KALIMANTAN TIMUR	21.099	48.062	349.773	723.325
803	IDBPP	BALIKPAPAN	21.099	48.062	349.773	723.325
		TOTAL IMPOR	386 957 963	1 568 080 600	1 403 045 407	5 945 620 298

<https://www.bps.go.id>