



Katalog BPS: 8202006

**BULETIN**  
**STATISTIK PERDAGANGAN LUAR NEGERI**  
*FOREIGN TRADE STATISTICAL BULLETIN*

**IMPOR/IMPORTS**

Agustus  
August

**2011**



**BADAN PUSAT STATISTIK**

## KATA PENGANTAR

Publikasi Statistik Impor Agustus 2011 merupakan kelanjutan dari publikasi sebelumnya yang diterbitkan secara bulanan oleh Badan Pusat Statistik Republik Indonesia (BPS-RI). Data yang disajikan dalam publikasi ini, mencakup :

- A. Impor menurut Golongan Barang HS, Golongan Barang SITC, Komoditi (HS), Negara Asal, Pelabuhan Impor, Negara Asal dan Lima Golongan Barang Utama SITC 3 digit, Komoditi tertentu dan Negara Asal Utama
- B. Impor Kawasan Berikat menurut Golongan Barang HS 2 digit, Golongan Barang SITC, Negara Asal, Provinsi dan Pelabuhan Impor

Ucapan terima kasih dan penghargaan yang setinggi-tingginya disampaikan kepada Direktorat Jenderal Bea dan Cukai, Kementerian Keuangan dan Bank Indonesia yang telah secara teratur dan berkesinambungan mengirimkan dokumen PIB, serta PT. Pertamina yang telah memberikan data impor minyak dan gas secara rutin. Selanjutnya, kepada semua pihak yang juga telah membantu BPS-RI sehingga memungkinkan diterbitkannya publikasi ini diucapkan terima kasih.

Akhirnya, kami mengharapkan semoga publikasi ini bermanfaat bagi pengguna data.

Jakarta, November 2011  
Badan Pusat Statistik  
Kepala,

## FOREWORD

The monthly publication of import statistics, is a sequential issue from the preceding publication which developed by The BPS-Statistics of the Republic of Indonesia. This Publication covered:

- A. Import by HS Commodity Groups, SITC Commodity Groups, Commodity (HS), Country of Origin, Port of Importation, Country of Origin and Five Major SITC Commodity Group, Certain Commodities import by Main Country of Origin
- B. Bonded Zone import by Commodity 2 Digits HS, by SITC Commodity Group, Country of Origin, by Province and port of Importation

Deeply gratitude and the highest appreciation are due to the Directorate General of Custom, Ministry of Finance and Bank of Indonesia of their contribution of regularly in sending documents, and also to PT. Pertamina for the best cooperation in supporting data of oil and gas so that BPS published this edition successfully.

Finally, it is hoped that this publication would be useful for users.

Jakarta, October 2011  
BPS-Statistics Indonesia

# PENJELASAN

## 1. DAERAH PENCATATAN

Daerah pencatatan statistik dalam publikasi ini meliputi seluruh wilayah Republik Indonesia.

## 2. SUMBER DOKUMEN

Statistik dikumpulkan berdasarkan dokumen impor (Pemberitahuan Impor Barang (PIB - BC 2.0) dan Pemberitahuan Pengangkutan Barang Impor (PPBI – BC 2.3) yang diisi oleh importir. Dokumen PIB - BC 2.0 dan PPBI - BC 2.3 diterima dari Bea dan Cukai dan berlaku sejak April 1997 berdasarkan Surat Keputusan Menteri Keuangan nomor 101/KMK.05/1997 tanggal 10 Maret 1997.

## 3. SISTEM PERDAGANGAN

Sistem pencatatan Statistik Perdagangan Luar Negeri mempergunakan Sistem Perdagangan Umum (*the General Trade System*) atau dengan Sistem Perdagangan Khusus (*the Special Trade System*). Dalam Sistem Perdagangan Umum, Kawasan Berikat dianggap sebagai "dalam negeri", sedangkan dalam Sistem Perdagangan Khusus, dianggap sebagai "luar negeri". Sejak Januari 2008, sistem pencatatan Statistik Impor menggunakan Sistem Perdagangan Umum.

## 4. RUANG LINGKUP

Pencatatan Statistik Impor meliputi seluruh barang-barang yang masuk ke wilayah Indonesia.

## 5. KASUS KHUSUS

Sebagian impor kapal laut dan pesawat beserta suku cadangnya termasuk dalam Statistik Impor.

Barang-barang luar negeri yang diolah atau diperbaiki didalam negeri tetap dicatat sebagai barang impor, meskipun setelah barang tersebut selesai diproses akan kembali ke luar negeri (*re-ekspor*).

Barang-barang di bawah ini tidak termasuk di dalam Statistik Impor:

- a. Pakaian dan barang-barang perhiasan penumpang.
- b. Barang-barang penumpang untuk dipakai sendiri, kecuali lemari es, pesawat TV dan sebagainya.
- c. Barang-barang yang diimpor untuk keperluan perwakilan (kedutaan) suatu negara.
- d. Barang-barang untuk ekspedisi dan ekshibisi/pameran.
- e. Sebagian barang-barang yang langsung diimpor oleh angkatan bersenjata.
- f. Pembungkus/peti kemas.
- g. Uang dan surat-surat berharga.
- h. Barang-barang sebagai contoh.

## **6. SISTEM PENGOLAHAN**

Data dalam publikasi ini mencakup dokumen PIB selama Agustus 2011 yang diterima oleh Badan Pusat Statistik sampai akhir September 2011. Sistem pengolahan menggunakan *Carry Over*. Dengan metode ini dokumen-dokumen dari Bea dan Cukai ditunggu selama satu bulan setelah bulan berjalan. Dokumen-dokumen yang datang terlambat akan dimasukkan dalam bulan pengolahan berikutnya.

## **7. KLASIFIKASI JENIS BARANG**

Penggolongan barang yang digunakan di dalam statistik impor adalah klasifikasi Barang Impor yang berdasarkan pada Buku Tarif Bea Masuk Indonesia 2007 (BTBMI 2007) yang mengacu pada amandemen keempat dari World Customs Organization (WCO) sebagai lembaga Internasional yang menyusun klasifikasi Harmonized System (HS). Disamping menggunakan HS sebagai klasifikasi jenis barang, juga digunakan Standard International Trade Classification (SITC) Revisi 4.

## **8. PERIODE REFERENSI**

Periode penentuan impor adalah tanggal penyelesaian dokumen oleh pejabat-pejabat Bea dan Cukai yang terdapat dalam dokumen impor.

## **9. NILAI BARANG**

Nilai barang dinyatakan dalam nilai CIF (US\$) dan nilai Kurs Agustus 2011 yang digunakan adalah US\$ 1 = Rp.8.547,-

## **10. SATUAN BARANG**

Berat barang impor adalah berat bersih dan dinyatakan dalam Kg.

## **11. NEGARA ASAL**

Negara asal adalah negara dimana barang-barang tersebut dihasilkan yang dokumennya setelah diperiksa oleh pejabat Bea dan Cukai dan dinyatakan sesuai dengan peraturan yang berlaku.

## EXPLANATORY NOTES

### 1. AREA RECORDINGS

The statistical recording area in this publication covers the entire territory of the Republic of Indonesia.

### 2. SOURCE OF DOCUMENTS

Statistics are compiled based on Import Declaration Form (Pemberitahuan Impor Barang (PIB-BC 2.0) or Pemberitahuan Pengangkutan Barang Impor (PPBI-BC 2.3)) of Import documents that are filled by importers. The PIB documents received from Customs and Excise, prevailing on April 1, 1997, based on Minister of Finance Decree No. 101/KMK.05/1997, March 10, 1997.

### 3. TRADE SYSTEM

The systems of recording Foreign Trade Statistics apply the General Trade System or the Special Trade System. In the General Trade System, the Bonded Zone is regarded as "*Domestic*", while in the Special Trade System; the Bonded Zone is regarded as "*Abroad*". Since January 2008, the systems of recording import Statistics have applied the General Trade System.

### 4. COVERAGE

The recording Import Statistics covers all goods entering the Indonesian territory.

### 5. PARTICULAR CASES

5.1 Part of importation of sea vessels and airplanes and their spare parts are included in the Import Statistics.

5.2 Overseas goods which are processed or modified in Indonesian Country are recorded as importation, although after the goods finish process will return to abroad (re-exports).

5.3 The goods here under are not included in the Import Statistics:

- a. Clothes and jewelry of passengers.
- b. Luggage of passengers of own use, except refrigerators, television sets, etc.
- c. Goods imported for the use of foreign countries representations (embassies).
- d. Goods for expeditions and exhibition shows.
- e. A part of the goods directly imported by armed forces.
- f. Packing's containers to be refilled.
- g. Bank notes and securities.
- h. Sample goods.

## **6. PROCESSING SYSTEM**

The data in this publication covers documents of August 2011 were received by the BPS to the end of September 2011. The documents are processed using a carry over system. The deadline for the acceptance of documents of a certain month is one month after the reference period, which means the end of the following month. The documents accepted after the deadline is considered as the document of the following month.

## **7. COMMODITY CLASSIFICATION**

The classification of goods in this publication applies the 2007 Indonesia's Tariff Classification, based on fourth amendment from World Customs Organization (WCO) as an International Organization who arranged the Classification of Harmonized System (HS). Besides applying the HS, the Standard International Trade Classification (SITC) Revised 4 is also applied in the classification of goods.

## **8. REFERENCE PERIOD**

The period of import determination is the date of settlement/completion by the Customs and Excise Officials as stated in the Import documents.

## **9. COMMODITY VALUATION**

The values recorded, are the CIF value (US\$). The exchange rate use for April 2011, US\$1 = Rp.8.547,-

## **10. UNIT OF COMMODITY**

The net weight imported of goods are present to Kg.

## **11. COUNTRY OF ORIGIN**

Country of origin is the country in which the goods have been produced, after being verified by Customs and Excise Officials, pursuant to the prevailing regulations

## DAFTAR ISI/CONTENTS

	Halaman/Page
KATA PENGANTAR/FOREWORD .....	iii-iv
PENJELASAN/EXPLANATORY NOTES .....	v-viii
DAFTAR ISI/CONTENTS .....	ix
RINGKASAN/SUMMARY .....	xi-xix
Tabel/Table I-1. Import Menurut Golongan Barang HS/ <i>Import by HS Commodity Groups</i>	
Menurut 21 Golongan Barang HS/ <i>By 21 HS Commodity Groups</i> .....	1
Menurut Golongan Barang 2 Dijit HS/ <i>By Commodity Groups 2 Digit</i>	
<i>Code HS</i> .....	2
Menurut 40 Golongan Barang HS Terbesar/ <i>By 40 Biggest</i>	
<i>Commodities 10 Digit HS Code</i> .....	3
Tabel/Table I-2. Impor Menurut Golongan Barang SITC/ <i>Import by SITC Commodity</i>	
<i>Groups</i> .....	4-9
Tabel/Table I-3. Impor Menurut Komoditi (HS)/ <i>Import by Commodity (HS)</i> .....	10-113
Tabel/Table I-4. Impor Menurut Negara Asal/ <i>Import by Country of Origin</i> .....	114-116
Tabel/Table I-5. Impor Menurut Pelabuhan Impor/ <i>Import by Port of Importation</i> .....	117-119
Tabel/Table I-6. Impor Menurut Negara Asal dan Lima Golongan Barang (SITC)	
Utama/ <i>Import by Country of Origin and Five Major SITC Commodity</i>	
<i>Group</i> .....	120-148
Tabel/Table I-7. Impor Komoditi Tertentu Menurut Negara Asal Utama/ <i>Certain</i>	
<i>Commodities Import by Main Country of Origin</i> .....	149-152
Tabel/Table K1. Import Kawasan Berikat Menurut Golongan Barang 2 Dijit HS/ <i>Bonded</i>	
<i>Zone Import by Commodity 2 Digits HS</i> .....	153-154
Tabel/Table K2. Impor Kawasan Berikat Menurut Golongan Barang SITC/	
<i>Bonded Zone Import by SITC Commodity Group</i> .....	155-160
Tabel/Table K3. Impor Kawasan Berikat Menurut Negara Asal/ <i>Bonded Zone</i>	
<i>Import by Country of Origin</i> .....	161-164
Tabel/Table K4. Impor Kawasan Berikat Menurut Provinsi dan Pelabuhan Impor/	
<i>Bonded Zone Import by Province and Port of Importation</i> .....	165



<http://www.bps.go.id>

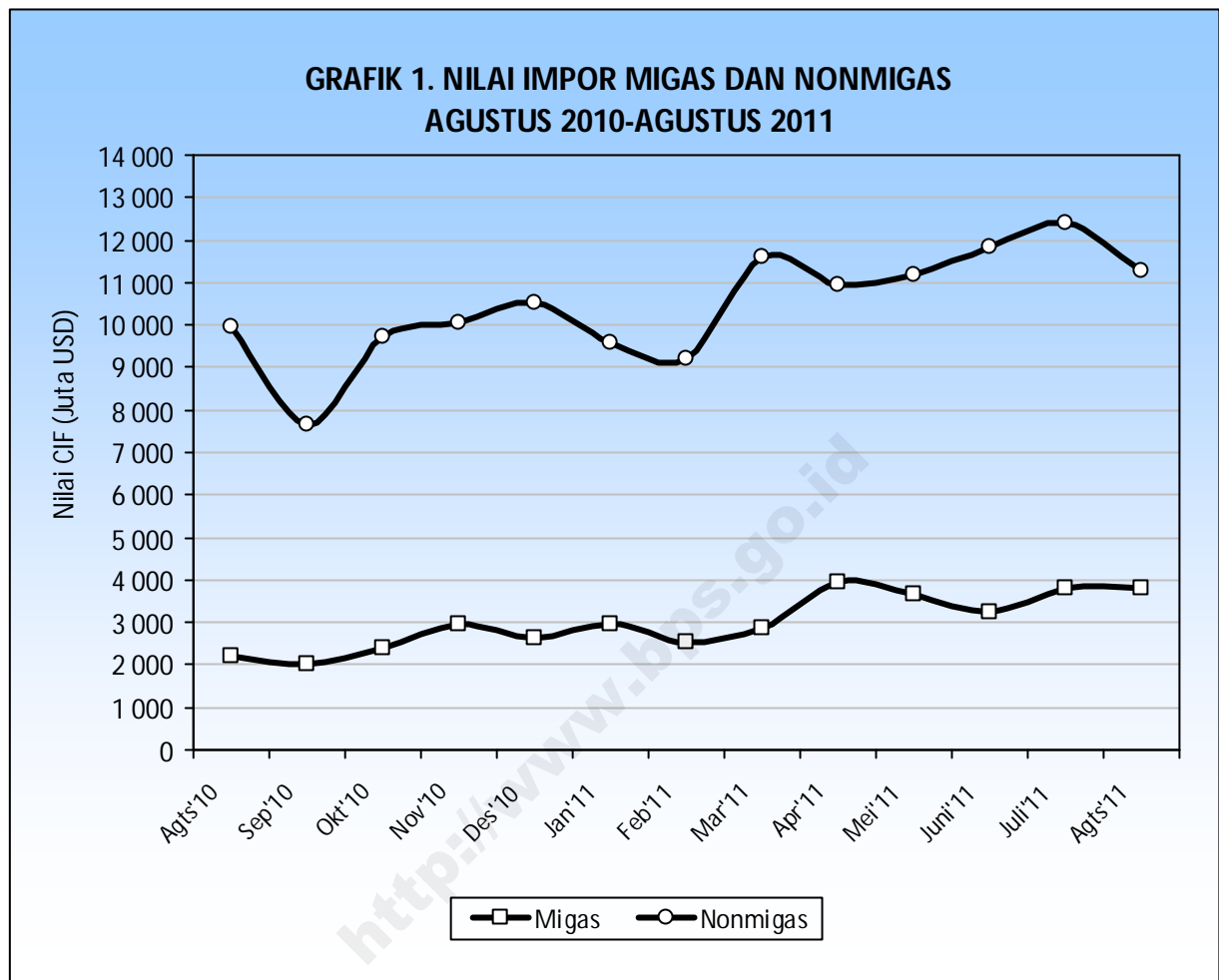
# RINGKASAN

Pada Agustus 2011 nilai impor mencapai USD15.075,4 juta yang terdiri dari impor melalui Kawasan Berikat sebesar USD1.774,1 juta (11,77 persen) dan di Luar Kawasan Berikat sebesar USD13.301,3 juta (88,23 persen). Nilai impor migas Indonesia mencapai USD3.808,5 juta atau 25,26 persen dari total impor Indonesia. Sedangkan nilai impor nonmigas Indonesia mencapai USD11.266,9 juta dan memberikan peranan sebesar 74,74 persen terhadap total impor Indonesia.

**TABEL 1. IMPOR MIGAS DAN NONMIGAS  
AGUSTUS 2010 – AGUSTUS 2011**

Tahun/Bulan	Migas		Nonmigas		Total		
	Indonesia	Kawasan Berikat	Indonesia	Kawasan Berikat	Indonesia	Kawasan Berikat	
<b>Nilai CIF (Juta USD)</b>							
<b>2010</b>	Agustus	2 206,8	8,2	9 964,8	1 546,1	12 171,6	1 554,3
	September	2 000,2	3,9	7 653,9	1 579,6	9 654,1	1 583,5
	Oktober	2 384,4	35,2	9 735,6	1 748,7	12 120,0	1 783,9
	November	2 947,0	28,1	10 060,6	1 859,3	13 007,6	1 887,4
	Desember	2 643,0	5,5	10 503,7	1 881,1	13 146,7	1 886,6
<b>2011</b>	Januari	2 971,8	9,6	9 586,9	1 801,3	12 558,7	1 810,9
	Februari	2 544,7	8,5	9 205,2	1 499,1	11 749,9	1 507,6
	Maret	2 877,0	135,8	11 609,2	2 033,3	14 486,2	2 169,1
	April	3 954,0	5,5	10 934,2	1 922,3	14 888,2	1 927,8
	Mei	3 647,8	74,5	11 178,1	1 975,9	14 825,9	2 050,4
	Juni	3 244,6	6,9	11 827,4	1 799,3	15 072,1	1 806,2
	Juli	3 799,5	3,4	12 407,8	2 038,3	16 207,3	2 041,7
	Agustus	3 808,5	15,2	11 266,9	1 758,9	15 075,4	1 774,1
<b>Peranan Terhadap Total Impor (%)</b>							
<b>2010</b>	Agustus	18,13	0,53	81,87	99,47	100,00	100,00
	September	20,72	0,25	79,28	99,75	100,00	100,00
	Oktober	19,67	1,97	80,33	98,03	100,00	100,00
	November	22,66	1,49	77,34	98,51	100,00	100,00
	Desember	20,10	0,29	79,90	99,71	100,00	100,00
<b>2011</b>	Januari	23,66	0,53	76,34	99,47	100,00	100,00
	Februari	21,66	0,56	78,34	99,44	100,00	100,00
	Maret	19,86	6,26	80,14	93,74	100,00	100,00
	April	26,56	0,29	73,44	99,71	100,00	100,00
	Mei	24,60	3,63	75,40	96,37	100,00	100,00
	Juni	21,53	0,38	78,47	99,62	100,00	100,00
	Juli	23,44	0,17	76,56	99,83	100,00	100,00
	Agustus	25,26	0,86	74,74	99,14	100,00	100,00

Dari total nilai impor migas Indonesia, impor melalui Kawasan Berikat hanya sebesar USD15,2 juta atau 0,86 persen, sedangkan sisanya sebanyak USD3.793,3 juta (99,14 persen) di Luar Kawasan Berikat. Sementara itu, nilai impor nonmigas di Luar Kawasan Berikat mencapai USD9.508,0 juta atau 84,34 persen dan yang melalui Kawasan Berikat sebesar USD1.758,9 juta (15,66 persen).



Dilihat dari peranannya, selama tiga belas bulan terakhir impor migas memberikan kontribusi rata-rata 22,14 persen per bulan dan impor nonmigas sebesar 77,86 persen per bulan. Sementara itu, pada Agustus 2011 peranan impor migas mencapai 25,26 persen yang berarti angka tersebut berada di atas rata-rata. Sebaliknya peranan impor nonmigas berada di bawah rata-rata yaitu 74,74 persen.

Dengan diterapkannya Sistem Perdagangan Umum (*General Trade System*) dalam pencatatan statistik impor, secara keseluruhan nilai impor barang yang tercatat mengalami kenaikan yang nyata (signifikan).

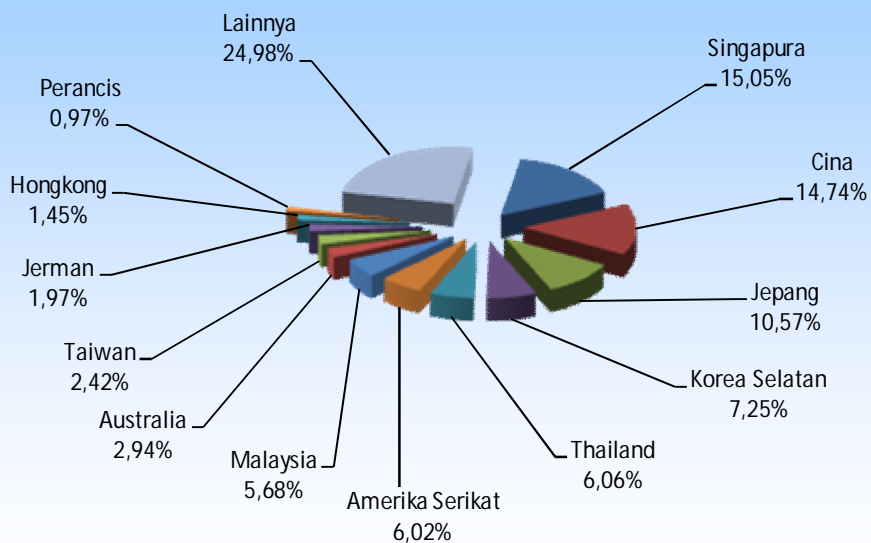
**TABEL 2. PERKEMBANGAN IMPOR MIGAS DAN NONMIGAS  
JANUARI-AGUSTUS, 2007-2011**

Bulan/ Tahun	Nilai (Juta USD)			Peranan (%)			
	Migas	Nonmigas	Total	Migas	Nonmigas	Total	
<b>Jan-Agts :</b>							
<b>SPK :</b>	2007	12 991,0	33 993,4	46 984,4	27,65	72,35	100,00
<b>SPU :</b>	2008	23 663,7	66 681,3	90 345,0	26,19	73,81	100,00
	2009	10 766,9	49 001,0	59 767,9	18,01	81,99	100,00
	2010	17 438,1	70 296,8	87 734,9	19,88	80,12	100,00
	2011	26 847,8	88 015,8	114 863,6	23,37	76,63	100,00

Keterangan : SPK = Sistem Perdagangan Khusus  
SPU = Sistem Perdagangan Umum

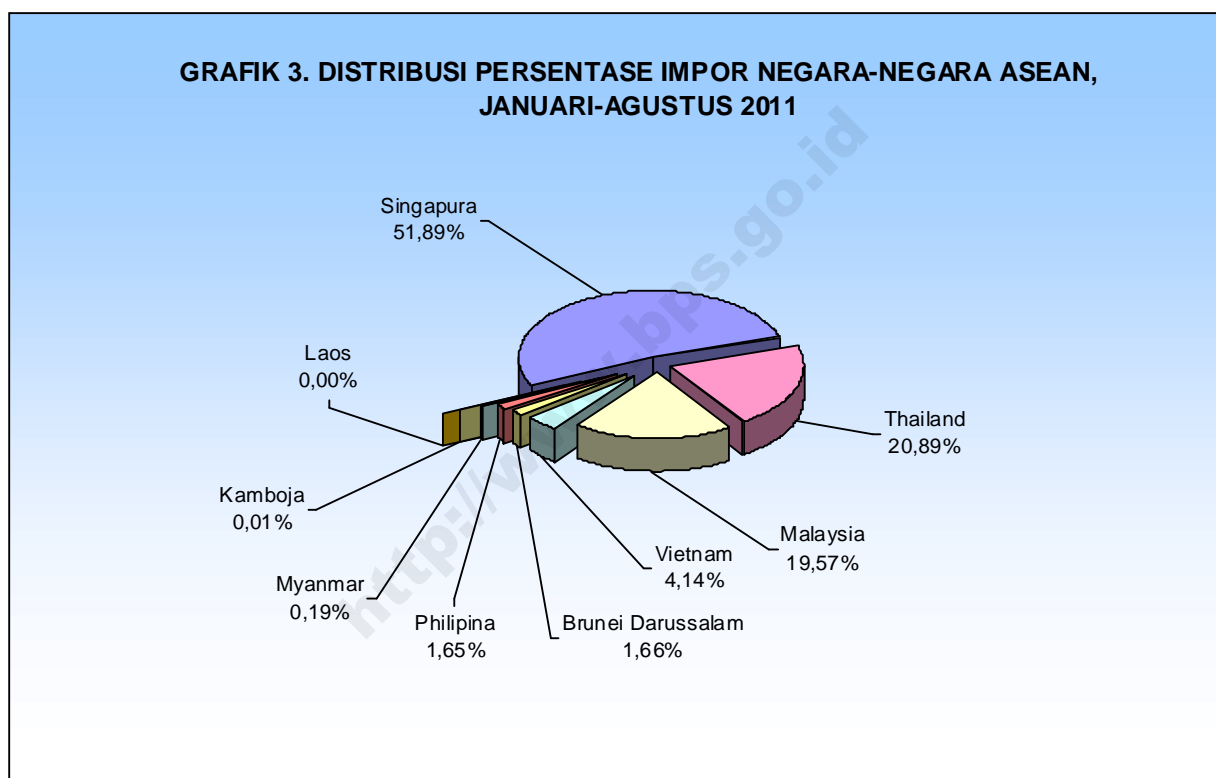
Impor migas Januari-Agustus 2011 sebesar USD26.847,8 juta atau meningkat 53,96 persen jika dibandingkan impor migas periode yang sama tahun sebelumnya. Demikian halnya dengan impor nonmigas Januari-Agustus 2011 yaitu sebesar USD88.015,8 juta atau meningkat sebesar 25,21 persen dibanding impor nonmigas Januari-Juli 2010 yang sebesar USD70.296,8 juta. Dilihat dari nilainya, selama Januari-Agustus periode 2007-2011 di dominasi oleh impor nonmigas dengan rata-rata peranan sebesar 76,98 persen per tahun. Dengan demikian dapat disimpulkan bahwa perekonomian Indonesia selama ini masih bertumpu pada impor sektor nonmigas.

**GRAFIK 2. DISTRIBUSI PERSENTASE IMPOR DARI  
DUA BELAS NEGARA UTAMA, JANUARI-AGUSTUS 2011**



Dari keseluruhan nilai impor pada Januari-Agustus 2011, 75,11 persen berasal dari dua belas negara utama. Singapura menempati posisi pertama, yaitu 15,05 persen dari total impor Indonesia, diikuti oleh Cina (14,74 persen), Jepang (10,41 persen), Korea Selatan (7,25 persen), Thailand (6,06 persen), Amerika Serikat (6,02 persen), Malaysia (5,68 persen), Australia (2,94 persen), Taiwan (2,42 persen), Jerman (1,97 persen dan ), Hongkong (1,45 persen), dan Perancis (0,97 persen).

Impor terbesar pada Januari-Agustus 2011 berasal dari kelompok sembilan negara APEC Lainnya yakni mencapai 40,01 persen atau sebesar USD45.961,6 juta. Kelompok negara ASEAN berada di urutan berikutnya dengan peranan sebesar 29,01 persen (USD33.318,6 juta), kemudian diikuti kelompok negara NAFTA sebesar 7,40 persen (USD8.499,9 juta), kelompok negara Uni Eropa 6,89 persen (USD7.914,2 juta), sedangkan kelompok negara lainnya menyumbang 16,69 persen (USD19.169,3 juta).



Jika dilihat impor Indonesia dari kelompok ASEAN, selama Januari-Agustus 2011 peranan impor yang paling tinggi adalah dari *Singapura* dengan peranan sebesar 51,89 persen dari total impor ASEAN, *Thailand* menempati urutan kedua sebesar 20,88 persen, diikuti oleh *Malaysia* (19,57 persen), *Vietnam* (4,14 persen), *Philipina* (1,66 persen), *Brunei Darussalam* (1,65 persen), sementara peranan impor dari *Myanmar*, *Kamboja* dan *Laos* masih di bawah satu persen.

Dari kelompok negara Uni Eropa, selama Januari-Agustus 2010 peranan impor yang paling tinggi adalah dari *Jerman* dengan peranan sebesar 28,52 persen dari total impor Uni Eropa, *Perancis* menempati urutan kedua dengan peranan 14,02 persen, diikuti oleh *Italia* (10,20 persen), *Inggris* (9,79 persen), dan *Swedia* (7,29 persen).

**TABEL 3. NILAI DAN PERANAN IMPOR  
DARI KELOMPOK NEGARA ASEAN, NAFTA, DAN UNI EROPA  
JANUARI-AGUSTUS 2010 DAN 2011**

KELOMPOK NEGARA	Januari-Agustus 2010		Januari-Agustus 2011		Perubahan Jan-Agts 2011 thd Jan-Agts 2011 (%)
	Nilai (Juta USD)	Peranan (%)	Nilai (Juta USD)	Peranan (%)	
<b>APEC</b>					
<b>ASEAN</b>	<b>25 204,6</b>	<b>28,73</b>	<b>33 318,6</b>	<b>29,01</b>	<b>32,19</b>
Thailand	459,6	0,52	552,6	0,48	20,23
Singapura	2,9	0,00	4,3	0,00	49,72
Philipina	0,3	0,00	1,2	0,00	294,69
Malaysia	5 637,5	6,43	6 521,3	5,68	15,68
Myanmar	25,7	0,03	61,9	0,05	140,94
Kamboja	484,1	0,55	549,1	0,48	13,43
Brunei Darussalam	12 950,5	14,76	17 289,6	15,05	33,50
Laos	5 068,2	5,78	6 958,4	6,06	37,29
Vietnam	575,7	0,66	1 380,2	1,20	139,73
<b>NAFTA</b>	<b>7 232,9</b>	<b>8,24</b>	<b>8 499,9</b>	<b>7,40</b>	<b>17,52</b>
Amerika Serikat	729,5	0,83	1 341,6	1,17	83,91
Kanada	123,6	0,14	247,6	0,22	100,28
Meksiko	6 379,8	7,27	6 910,6	6,02	8,32
<b>NEGARA APEC LAINNYA</b>	<b>35 870,6</b>	<b>40,89</b>	<b>45 961,6</b>	<b>40,01</b>	<b>28,13</b>
Jepang	10 925,4	12,45	12 133,4	10,56	11,06
Hongkong	1 148,9	1,31	1 667,8	1,45	45,16
Korea Selatan	4 950,8	5,64	8 330,5	7,25	68,27
Taiwan	2 059,3	2,35	2 782,5	2,42	35,12
Cina	13 465,1	15,35	16 932,4	14,74	25,75
Papua New Guinea	17,9	0,02	20,9	0,02	16,82
Australia	2 570,4	2,93	3 379,3	2,94	31,47
Selandia Baru	525,4	0,60	494,1	0,43	-5,97
Chili	207,3	0,24	220,8	0,19	6,54
<b>UNI EROPA</b>	<b>6 302,2</b>	<b>7,18</b>	<b>7 914,2</b>	<b>6,89</b>	<b>25,58</b>
Jerman	1 857,1	2,12	2 257,4	1,97	21,55
Perancis	759,1	0,87	1 109,8	0,97	46,20
Italia	603,5	0,69	807,1	0,70	33,74
Inggris	653,9	0,75	774,9	0,67	18,50
Swedia	485,9	0,55	576,7	0,50	18,69
Belanda	465,2	0,53	500,8	0,44	7,66
Belgia	374,3	0,43	368,2	0,32	-1,64
Spanyol	217,5	0,25	254,6	0,22	17,07
Finlandia	259,4	0,30	323,8	0,28	24,83
Austria	178,4	0,20	230,8	0,20	29,38
Denmark	97,3	0,11	129,8	0,11	33,37
Hungaria	95,9	0,11	191,9	0,17	100,17
Republik Cheska	35,6	0,04	54,2	0,05	52,41
Yunani	41,3	0,05	37,1	0,03	-10,16
Irlandia	66,4	0,08	71,1	0,06	7,07
<b>Uni Eropa Lainnya</b>	<b>111,3</b>	<b>0,13</b>	<b>225,9</b>	<b>0,20</b>	<b>102,89</b>
<b>LAINNYA</b>	<b>13 124,6</b>	<b>14,96</b>	<b>19 169,3</b>	<b>16,69</b>	<b>46,06</b>
<b>TOTAL IMPOR</b>	<b>87 734,9</b>	<b>100,00</b>	<b>114 863,6</b>	<b>100,00</b>	<b>30,92</b>

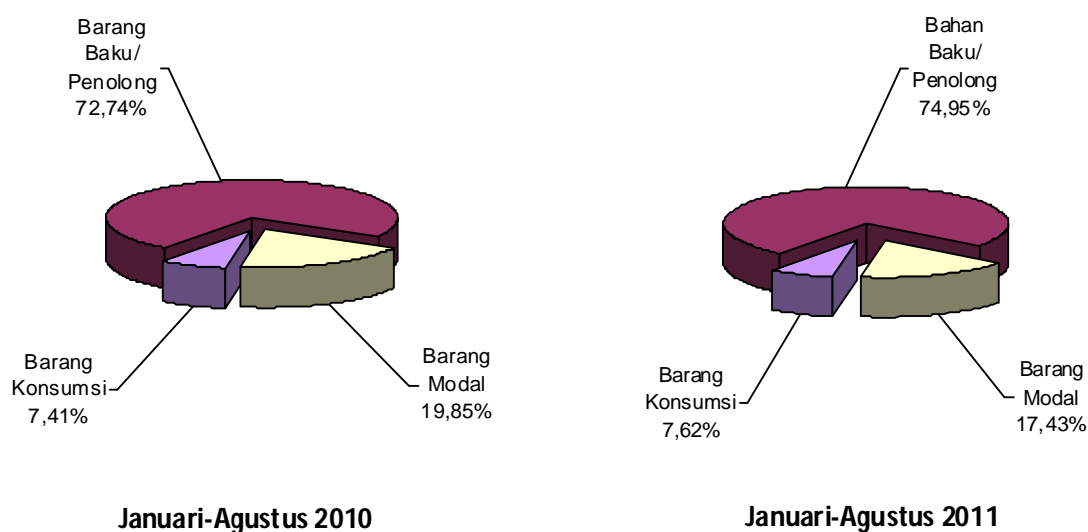
**TABEL 4. IMPOR MENURUT GOLONGAN PENGGUNAAN BARANG  
JANUARI-AGUSTUS 2007-2011**

Bulan/ Tahun	Nilai (Juta USD)				Peranan (%)			
	Barang Konsumsi	Bahan Baku/ Penolong	Barang Modal	Total	Barang Konsumsi	Bahan Baku/ Penolong	Barang Modal	Total
<b>Jan-Agts :</b>								
<b>SPK :</b> 2007	4 345,9	35 761,2	6 877,3	46 984,4	9,25	76,11	14,64	100,00
<b>SPU :</b> 2008	5 990,8	70 936,2	13 418,0	90 345,0	6,63	78,52	14,85	100,00
2009	4 263,4	42 232,1	13 272,4	59 767,9	7,13	70,66	22,21	100,00
2010	6 495,8	63 821,2	17 417,9	87 734,9	7,41	72,74	19,85	100,00
2011	8 754,8	86 084,3	20 024,5	114 863,6	7,57	75,15	17,28	100,00

Keterangan : SPK = Sistem Perdagangan Khusus  
SPU = Sistem Perdagangan Umum

Rata-rata nilai impor Januari-Agustus periode 2007-2011 adalah sebesar USD79.939,2 juta dengan rata-rata nilai impor barang konsumsi dan peranannya USD5.970,1 juta (7,60 persen), impor *bahan baku/penolong* sebesar USD59.767,0 juta (74,63 persen), dan impor *barang modal* sebesar USD14.202,0 juta (17,77 persen). Jika dibandingkan Januari-Agustus 2010, maka nilai impor semua golongan barang selama periode yang sama pada 2011 mengalami peningkatan yang cukup tinggi. Peningkatan tertinggi dicapai oleh golongan *bahan baku/penolong*, yaitu sebesar 34,88 persen. Sementara itu, impor kelompok *barang konsumsi* dan *barang modal* meningkat masing-masing sebesar 34,78 persen dan 14,97 persen.

**GRAFIK 4. PERSENTASE NILAI IMPOR INDONESIA  
MENURUT GOLONGAN PENGGUNAAN BARANG  
JANUARI-AGUSTUS 2010 DAN 2011**



Dilihat dari peranannya selama Januari-Agustus periode 2007-2011, rata-rata peranan tertinggi diberikan oleh impor *bahan baku/penolong* yaitu 74,63 persen, diikuti oleh rata-rata impor *barang modal* sebesar 17,77 persen dan rata-rata impor *barang konsumsi* sebesar 7,60 persen. Sementara itu, peran *barang konsumsi* yang tertinggi dicapai di tahun 2007 yaitu sebesar 9,25 persen, Golongan *bahan baku/penolong* memberikan peranan tertinggi di tahun 2008 sebesar 78,52 persen, sedangkan golongan *barang modal* peran tertingginya dicapai pada tahun 2009 sebesar 22,21 persen.

Jika dibandingkan dengan periode yang sama tahun sebelumnya, peranan nilai impor *barang konsumsi* dan *bahan baku/penolong* terhadap keseluruhan nilai impor pada Januari-Juli 2011 mengalami peningkatan masing-masing dari 7,41 persen menjadi 7,57 persen (naik 0,16 poin) dan dari 72,74 persen menjadi 75,15 persen (naik 2,41 poin). Sebaliknya impor *barang modal* menurun dari 19,85 persen menjadi 17,28 persen (turun 2,57 poin).

Menurut golongan barang SITC (*Standard International Trade Classification*) 1 dijit, kelompok barang utama impor selama Januari-Agustus 2011 adalah kelompok *mesin dan alat angkutan* dengan nilai sebesar USD36.093,9 juta dan memberikan peran sebesar 31,42 persen dari total impor Indonesia. Dilihat dari nilainya, maka nilai impor kelompok ini meningkat sebesar 14,69 persen jika dibandingkan bulan yang sama tahun sebelumnya. Namun, dilihat dari peranan impor kelompok barang ini mengalami penurunan sebesar 4,45 poin yaitu dari 35,87 persen menjadi 31,42 persen.

**TABEL 5. IMPOR MENURUT SITC-1 DIJIT  
JANUARI-AGUSTUS 2010 DAN 2011**

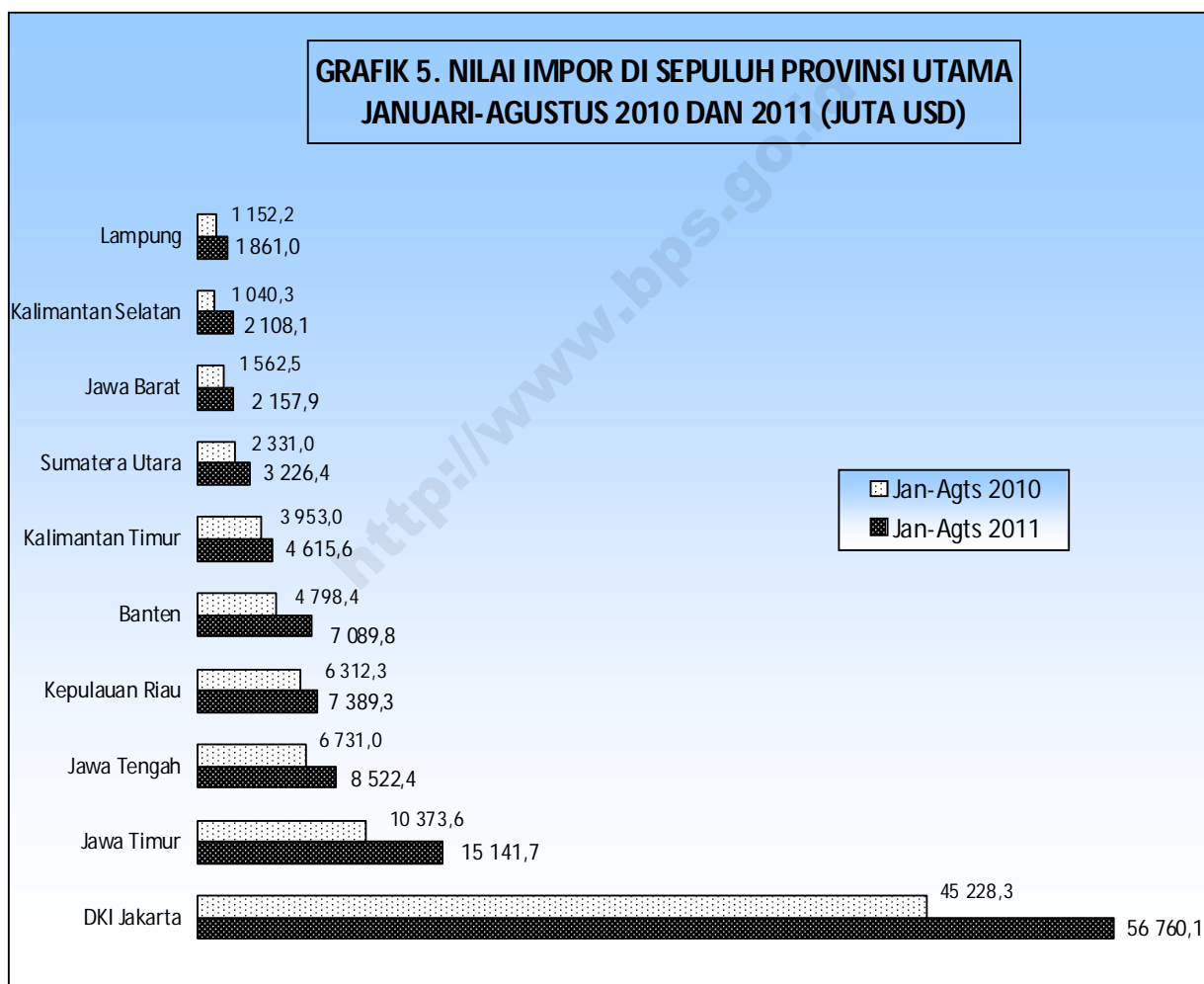
SITC	Januari-Agustus 2010		Januari-Agustus 2011		Perubahan Jan-Agts 2011 thd Jan-Agts 2010 (%)
	Nilai (Juta USD)	Peranan (%)	Nilai (Juta USD)	Peranan (%)	
0 Bahan Makanan dan Binatang Hidup	6 128,5	6,98	9 739,7	8,48	58,93
1 Minuman dan Tembakau	338,5	0,39	411,2	0,36	21,47
2 Bahan Baku dan Hasil Tambang	4 831,3	5,51	6 664,9	5,80	37,95
3 Minyak dan Bahan Bakar Mineral	17 497,2	19,94	26 924,5	23,44	53,88
4 Minyak Nabati dan Hewani	121,1	0,14	132,0	0,12	9,08
5 Bahan Kimia dan produknya	11 063,8	12,61	14 589,0	12,70	31,86
6 Barang-barang Buatan Pabrik	13 276,8	15,13	16 812,2	14,64	26,63
7 Mesin dan Alat Angkutan	31 469,5	35,87	36 093,9	31,42	14,69
8&9 Lainnya	3 008,2	3,43	3 496,1	3,04	16,22
<b>TOTAL IMPOR</b>	<b>87 734,9</b>	<b>100,00</b>	<b>114 863,6</b>	<b>100,00</b>	<b>30,92</b>

Impor kelompok barang SITC 1 dijit yang terbesar berikutnya adalah *minyak dan bahan bakar mineral* dengan nilai USD26.924,5 juta dengan peran sebesar 23,44 persen, diikuti oleh *barang-barang buatan pabrik* sebesar USD16.812,2 juta (14,64 persen). Selanjutnya yaitu *bahan kimia dan produknya* sebesar USD14.589,0 juta (12,70 persen), *bahan makanan dan binatang hidup* sebesar USD9.739,7 juta (8,48



persen), *bahan baku dan hasil tambang* sebesar USD6.664,9 juta (5,80 persen), *kelompok barang lainnya* sebesar USD3.496,1 juta (3,04 persen), *minuman dan tembakau* sebesar USD411,2 juta (0,36 persen), dan *minyak nabati dan hewani* sebesar USD132,0 juta (0,12 persen).

Selama Januari-Agustus 2011, pelabuhan di DKI Jakarta membongkar barang impor terbesar dibanding dengan pelabuhan di provinsi lain, yaitu sebesar USD56.760,1 juta atau 49,42 persen dari total impor Indonesia. Provinsi dengan impor terbesar kedua adalah Jawa Timur yang mencapai USD15.141,7 juta (13,18 persen), diikuti Jawa Tengah USD8.522,4 juta (7,42 persen), Kepulauan Riau USD7.389,3 juta (6,43 persen), Banten USD7.089,8 juta (6,17 persen), Kalimantan Timur USD4.516,6 juta (4,02 persen), Sumatera Utara USD3.226,4 juta (2,81 persen), dan Jawa Barat USD2.157,9 juta (1,88 persen). Kemudian nilai impor yang masuk melalui provinsi Kalimantan Selatan dan Lampung masing-masing sebesar USD2.108,1 juta (1,84 persen) dan USD1.861,0 juta (1,62 persen). Sementara nilai impor ke provinsi lainnya masih berada di bawah USD1.400 juta.



Jika dibanding dengan periode yang sama tahun sebelumnya, selama Januari-Agustus 2011 sepuluh provinsi utama di atas mengalami peningkatan. Kalimantan Selatan merupakan provinsi yang mengalami peningkatan terbesar dibandingkan dengan sembilan provinsi utama lainnya yaitu sebesar 102,65 persen, diikuti Lampung 61,51 persen, Banten 47,75 persen, Jawa Timur 45,96 persen, Sumatera utara 38,41 persen,

Jawa Barat 38,11 persen, dan empat provinsi utama lainnya peningkatannya berada dibawah 30 persen yaitu DKI Jakarta, Jawa Tengah, Kepulauan Riau dan Kalimantan Timur.

**TABEL 6. NILAI DAN PERANAN IMPOR MENURUT PROVINSI\*)**  
**JANUARI-AGUSTUS 2010 DAN 2011**

Provinsi	Januari-Agustus 2010		Januari- Agustus 2011		Perubahan Jan-Agts 2011 thd Jan- Agts 2010 (%)
	Nilai (Juta USD)	Peranan (%)	Nilai (Juta USD)	Peranan (%)	
Aceh	18,3	0,02	41,6	0,04	127,27
Sumatera Utara	2 331,0	2,66	3 226,4	2,81	38,41
Sumatera Barat	451,8	0,52	645,8	0,56	42,93
Riau	769,7	0,88	1 333,7	1,16	73,27
Jambi	181,2	0,21	125,7	0,11	-30,63
Sumatera Selatan	232,5	0,27	333,2	0,29	43,27
Bengkulu	5,8	0,01	27,8	0,02	383,18
Lampung	1 152,2	1,31	1 861,0	1,62	61,51
Bangka Belitung	51,9	0,06	33,0	0,03	-36,47
Kepulauan Riau	6 312,3	7,19	7 389,3	6,43	17,06
DKI Jakarta	45 228,3	51,55	56 760,1	49,42	25,50
Jawa Barat	1 562,5	1,78	2 157,9	1,88	38,11
Jawa Tengah	6 731,0	7,67	8 522,4	7,42	26,62
D I Yogyakarta	0,9	0,00	0,9	0,00	3,18
Jawa Timur	10 373,6	11,82	15 141,7	13,18	45,96
Banten	4 798,4	5,47	7 089,8	6,17	47,75
B a l i	636,1	0,72	779,4	0,68	22,54
Nusa Tenggara Barat	244,3	0,28	257,6	0,22	5,42
Nusa Tenggara Timur	30,5	0,03	13,0	0,01	-57,29
Kalimantan Barat	94,0	0,11	169,8	0,15	80,58
Kalimantan Tengah	41,7	0,05	37,1	0,03	-11,01
Kalimantan Selatan	1 040,3	1,19	2 108,1	1,84	102,65
Kalimantan Timur	3 953,0	4,51	4 615,6	4,02	16,76
Sulawesi Utara	35,5	0,04	91,0	0,08	156,09
Sulawesi Tengah	5,4	0,01	11,6	0,01	115,60
Sulawesi Selatan	567,8	0,65	971,6	0,85	71,13
Sulawesi Tenggara	0,8	0,00	116,1	0,10	13 907,09
Gorontalo	15,8	0,02	22,7	0,02	43,98
Maluku	209,6	0,24	194,5	0,17	-7,20
Maluku Utara	11,3	0,01	37,9	0,03	236,36
Papua Barat	42,3	0,05	11,6	0,01	-72,67
Papua	605,1	0,69	735,6	0,64	21,56
<b>TOTAL IMPOR</b>	<b>87 734,9</b>	<b>100,00</b>	<b>114 863,6</b>	<b>100,00</b>	<b>30,92</b>

Keterangan : \*) = melalui pelabuhan bongkar yang terdapat di provinsi

<http://www.bps.go.id>

**I-1. IMPOR MENURUT GOLONGAN BARANG HS / IMPORT BY HS COMMODITY GROUPS**  
**A. MENURUT 21 GOLONGAN BARANG (HS) / BY 21 HS COMMODITY GROUP**  
**\*\*\* AGUSTUS/AUGUST 2011 \*\*\***

H S	Uraian golongan barang <i>Group description</i>	Berat bersih / <i>Net weight (Kg)</i>		Nilai / <i>Value C.I.F (U S \$)</i>	
		Bulan ini <i>Current month</i>	Kumulatif <i>Cum. Jan. to date</i>	Bulan ini <i>Current month</i>	Kumulatif <i>Cum. Jan. to date</i>
I	Live animals; animal product	59 120 271	555 172 435	173 554 669	1 393 939 451
II	Vegetable products	1 386 638 343	12 023 645 455	787 866 954	6 063 296 790
III	Fats, oils, waxes of animal/vegetable	6 425 586	92 937 078	13 644 173	153 557 174
IV	Foodstuffs, beverages, spirits and tobacco	682 565 041	5 228 408 321	519 653 657	3 970 187 899
IX	Wood and its articles, plaiting materials	5 125 539 106	37 597 180 315	3 992 838 807	27 858 334 593
V	Mineral products	1 447 102 562	10 206 765 158	1 394 211 808	10 752 107 908
VI	Prod. of chemical or allied industries	264 891 462	2 352 648 516	695 112 247	5 923 964 125
VII	Plastics, rubber and articles there of	10 158 298	61 734 371	49 339 868	416 318 136
VIII	Raw hides, skins, leather and articles	63 798 956	508 512 069	33 979 810	262 142 644
X	Pulp, paper and articles there of	360 345 829	2 944 002 341	271 440 208	2 174 544 791
XI	Textiles & textile articles	84 400 205	1 101 656 264	486 017 452	5 765 547 868
XII	Footwear, umbrellas, artificial flowers	4 715 008	48 782 496	25 926 159	252 007 972
XIII	Cement, plaster, glass, ceramic products	86 214 305	708 879 306	66 915 437	533 654 423
XIV	Pearls & precious/semiprecious stones	403 124	5 519 126	10 385 703	97 668 193
XIX	Arms and ammunition; parts & accessories	875 869 628	8 400 340 015	1 312 400 129	11 110 106 780
XV	Base metals and articles there of	292 873 309	2 270 246 950	3 692 318 771	27 224 050 373
XVI	Machinery, electric, electronic equipments	238 003 360	1 313 686 284	1 300 716 032	8 937 731 792
XVII	Vehicles, aircraft, and vessels	8 197 414	68 121 104	158 113 957	1 243 750 282
XVIII	Optical, photographic, musical instruments	107 540	450 289	10 312 694	52 455 304
XX	Miscellaneous manufactures articles.	24 370 481	190 394 401	80 368 075	676 325 367
XXI	Works of art, antiques special provisions	26 453	863 507	252 735	1 901 957
<b>TOTAL IMPORT</b>		<b>11 021 766 281</b>	<b>85 679 945 801</b>	<b>15 075 369 345</b>	<b>114 863 593 822</b>

**I-1. IMPOR MENURUT GOLONGAN BARANG (HS) / IMPORT BY HS COMMODITY GROUPS**  
**B. MENURUT GOLONGAN BARANG 2 DIJIT HS / BY COMMODITY 2 DIGITS HS**  
**\*\*\* AGUSTUS/AUGUST 2011 \*\*\***

H S	Uraian golongan barang <i>Group description</i>	Berat bersih / <i>Net weight (Kg)</i>		Nilai / <i>Value C.I.F (U S \$)</i>	
		Bulan ini <i>Current month</i>	Kumulatif <i>Cum. Jan. to date</i>	Bulan ini <i>Current month</i>	Kumulatif <i>Cum. Jan. to date</i>
01	Live animals	2 040 610	77 416 888	6 043 714	204 676 914
02	Meat and edible meat offal	12 424 381	63 759 776	44 829 838	199 354 683
03	Fish and crustaceans	15 048 463	180 152 425	18 643 383	183 286 852
04	Dairy products, bird's eggs, natural honey	28 641 536	226 445 999	99 819 659	770 809 960
05	Products of animal origin	965 281	7 397 347	4 218 075	35 811 042
06	Live trees and other plants	56 185	701 382	60 062	1 478 693
07	Edible vegetables and certain roots and tubers	112 596 067	727 590 673	67 488 835	467 462 290
08	Edible fruits and nuts	87 764 744	583 458 464	94 583 767	595 881 901
09	Coffee, tea, mate, and spices	9 506 403	66 493 435	79 746 198	239 205 539
10	Cereals	828 173 518	8 289 986 587	333 510 416	3 294 567 740
11	Products of the milling industry; malt, starches	112 114 378	715 127 643	54 822 030	345 900 821
12	Oil seeds and oleaginous fruits; grains, seed, and fruits	235 397 380	1 631 761 397	151 852 512	1 070 576 639
13	Lac; gums; resins and other vegetable saps and extracts	1 027 943	7 553 068	5 765 434	47 394 050
14	Vegetable plaiting materials; vegetable products	1 725	972 806	37 700	829 117
15	Animal or vegetable oils/fats and their cleavage products	6 425 586	92 937 078	13 644 173	153 557 174
16	Preparations of meat/fish/crustaceans/molluscs or other aquatic	455 789	3 311 112	2 028 307	10 794 672
17	Sugar and sugar confectionery	184 864 056	1 836 467 491	125 531 561	1 302 909 127
18	Cocoa and cocoa preparations	3 817 675	31 781 692	15 733 943	124 341 324
19	Preparations of cereals, flour, starch or milk; pastrycooks'	6 168 409	47 546 383	16 637 584	122 433 020
20	Preparations of vegetables, fruits, nuts or other part of plants	7 458 592	49 744 587	9 781 734	68 165 016
21	Miscellaneous edible preparations	18 920 920	131 372 421	59 822 540	414 296 194
22	Beverages, spirit, and vinegar	7 573 778	47 487 927	7 432 650	46 247 773
23	Residues and waste from the food industries	441 492 857	3 009 256 444	222 272 494	1 513 609 821
24	Tobacco and manufactured tobacco substitutes	11 812 965	71 440 264	60 412 844	367 390 952
25	Salts; sulphur; earths and stone; plastering materials, lime and	772 258 268	7 368 493 431	87 897 879	643 449 486
26	Ores, slag, and ash	348 292 058	1 149 286 175	84 804 240	277 722 013
27	Mineral fuels, mineral oils and products of their distillation	4 004 988 780	29 079 400 709	3 820 136 688	26 937 163 094
28	Inorganic chemicals	411 890 541	2 248 742 039	186 441 552	1 154 457 245
29	Organic chemicals	313 338 954	2 596 874 276	522 508 374	4 432 428 940
30	Pharmaceutical products	2 029 532	14 121 679	44 460 447	348 617 068
31	Fertilizers	609 157 585	4 349 746 950	264 738 106	1 629 813 529
32	Tanning or dyeing extracts	27 045 969	235 204 515	99 117 868	807 511 947
33	Essential oils and resinoids; perfumery, cosmetic or toilet	7 683 528	56 235 262	67 078 942	512 126 925
34	Soap, organic surface-active agents, washing, and lubricating	13 677 493	129 927 890	38 727 156	353 927 138
35	Albuminoidal substances; modified starches; glues; enzymes	16 708 021	131 260 577	29 293 091	267 329 399
36	Explosives; pyrotechnic products; matches; certain combustible	1 327 271	21 085 017	7 667 392	67 443 359
37	Photographic and cinematographic goods	985 132	9 940 875	6 798 597	60 325 992
38	Miscellaneous chemical products	43 258 536	413 626 078	127 380 283	1 118 126 366
39	Plastics and articles thereof	223 214 561	1 994 581 473	500 101 778	4 409 338 346

**I-1. IMPOR MENURUT GOLONGAN BARANG (HS) / IMPORT BY HS COMMODITY GROUPS**  
**B. MENURUT GOLONGAN BARANG 2 DIJIT HS / BY COMMODITY 2 DIGITS HS**  
**\*\*\* AGUSTUS/AUGUST 2011 \*\*\***

H S	Uraian golongan barang <i>Group description</i>	Berat bersih / <i>Net weight (Kg)</i>		Nilai / <i>Value C.I.F (US \$)</i>	
		Bulan ini	Kumulatif	Bulan ini	Kumulatif
		<i>Current month</i>	<i>Cum. Jan. to date</i>	<i>Current month</i>	<i>Cum. Jan. to date</i>
40	Rubber and articles thereof	41 676 901	358 067 043	195 010 469	1 514 625 779
41	Raw hides, skins, and leather	7 343 467	39 688 075	35 389 816	304 841 732
42	Articles of leather; saddlery and harness; travel goods and similar	2 800 616	21 896 390	13 565 188	108 207 101
43	Furskins and artificial fur; manufactures thereof	14 215	149 906	384 864	3 269 303
44	Wood and articles of wood; wood charcoal	63 649 314	506 712 762	33 487 672	256 265 293
45	Cork and articles of cork	51 268	572 116	219 123	2 440 720
46	Manufactured of straw or other plaiting materials; basketware	98 374	1 227 191	273 015	3 436 631
47	Pulp of wood or of other fibrous cellulosic material; recovered	305 348 278	2 443 317 138	160 101 873	1 207 428 243
48	Paper and paperboard; articles of paper pulp or of	54 518 555	495 947 642	105 645 954	914 596 560
49	Printed books, newspapers, pictures, and other products of	478 996	4 737 561	5 692 381	52 519 988
50	Silk	13 470	454 019	186 968	4 652 232
51	Wool, fine or coarse animal hair; horse hair yarn, woven fabrics	215 342	3 087 770	4 288 407	60 273 568
52	Cotton	24 852 601	462 163 017	148 548 230	2 200 970 988
53	Other vegetable textile fibres; paper yarns and woven fabrics of	1 491 125	13 486 327	2 170 332	24 752 062
54	Man-made filaments	11 065 942	124 839 311	73 920 802	787 890 362
55	Man-made staple fibres	20 512 314	219 814 861	75 404 424	802 668 193
56	Wadding, felt, and non-wovens	6 059 235	53 195 892	23 280 866	195 649 549
57	Carpets and other textile floor coverings	1 305 097	12 250 537	2 629 296	27 551 748
58	Special woven fabrics; tufted textile fabrics; lace; tapestries;	1 297 831	14 755 563	15 969 892	198 326 854
59	Impregnated, coated, covered or laminated textile fabrics	4 965 139	58 385 094	34 626 544	349 531 125
60	Knitted or crocheted fabrics	7 794 595	90 963 740	72 774 446	842 997 395
61	Articles of apparel and clothing accessories, knitted or crocheted	1 352 267	10 790 233	11 542 728	89 867 094
62	Articles of apparel and clothing accessories, not knitted or	1 306 097	12 077 137	15 312 252	127 080 583
63	Other made up textile articles; sets; worn clothing and worn	2 169 150	25 392 763	5 362 265	53 336 115
64	Footwear, gaiters and the like; parts of such articles	3 511 930	39 167 970	22 632 034	221 471 647
65	Headgear and parts thereof	118 138	1 232 277	982 443	9 387 253
66	Umbrellas, walking sticks, seat-sticks, whips, riding crops and	929 388	6 798 286	1 413 060	10 816 093
67	Prepared feathers and articles; artificial flowers; articles of	155 552	1 583 963	898 622	10 332 979
68	Articles of stone, plaster, cement, asbestos, mica or similar	20 317 063	151 182 212	18 850 645	155 644 052
69	Ceramic products	42 096 201	317 683 469	22 887 001	162 480 413
70	Glass and glassware	23 801 041	240 013 625	25 177 791	215 529 958
71	Natural and cultured pearls, precious/semi precious stones, and	403 124	5 519 126	10 385 703	97 668 193
72	Iron and steel	678 626 072	6 632 381 475	616 068 915	5 552 247 217
73	Articles of iron and steel	101 798 704	890 228 910	298 295 495	2 218 389 492
74	Copper and articles thereof	15 426 421	118 060 844	126 484 498	929 792 599
75	Nickel and articles thereof	208 935	1 582 004	3 618 253	29 802 130
76	Aluminium and articles thereof	43 051 588	415 302 508	134 661 263	1 250 356 063
78	Lead and articles thereof	6 286 804	67 232 965	19 187 051	176 425 476
79	Zinc and articles thereof	8 905 762	86 667 422	21 711 795	208 100 200
80	Tin and articles thereof	1 233 141	8 699 947	2 934 598	28 322 101
81	Other base metal; cermets; and articles thereof	352 569	2 709 695	5 709 237	31 836 779
82	Tools, implements, cutlery, spoon and forks, of base metal and	6 553 397	53 414 840	40 830 666	327 003 159
83	Miscellaneous articles of base metal	13 426 235	124 059 405	42 898 358	357 831 564
84	Nuclear reactors, boilers, machinery and mechanical appliances;	216 602 181	1 676 526 979	2 088 667 571	15 369 847 999
85	Electrical machinery and equipments; sound	76 271 128	593 719 971	1 603 651 200	11 854 202 374
86	Railway and tramway locomotive, mechanical traffic, and all	2 772 910	8 523 714	12 112 521	60 834 702
87	Vehicles other than railway/tramway, and parts and accessories	81 869 097	600 722 359	710 872 695	4 858 325 313
88	Aircraft and its components	775 992	6 240 080	273 298 854	1 844 762 324
89	Ships, boat, and floating structures	138 941 793	603 289 967	135 622 783	1 059 748 528
90	Optical, photographic, cinematographic, measuring, checking,	6 165 988	52 622 861	138 590 590	1 087 332 628
91	Clocks and watches and parts thereof	388 199	3 702 394	3 080 267	27 898 686
92	Musical instruments; parts and accessories of such articles	1 643 227	11 795 849	16 443 100	128 518 968
93	Arms and ammunition; parts and accessories thereof	107 540	450 289	10 312 694	52 455 304
94	Furnitures, bedding, mattress supports, cushions and stuffed	14 719 099	100 816 354	41 699 659	289 448 443
95	Toys, games and sports requisites; parts and accessories thereof	4 853 132	45 412 559	14 164 336	138 313 576
96	Miscellaneous manufactured articles	4 798 250	44 165 488	24 504 080	248 563 348
97	Works of arts, collectors' piece and antiques	26 453	863 507	252 735	1 901 957
98	Vehicles in ckd and their components	13 643 568	94 910 164	168 809 179	1 114 060 925
<b>TOTAL IMPORT</b>		<b>11 021 766 281</b>	<b>85 679 945 801</b>	<b>15 075 369 345</b>	<b>114 863 593 822</b>

**I-1. IMPOR MENURUT GOLONGAN BARANG (HS) / IMPORT BY HS COMMODITY GROUPS**  
**C. MENURUT 40 GOLONGAN BARANG (HS) TERBESAR / BY BIG 40 COMMODITIES (HS)**  
**\*\*\* AGUSTUS/AUGUST 2011 \*\*\***

HS	Uraian golongan barang Group description	Berat bersih / Net weight (Kg)		Nilai / Value C.I.F ( U S \$ )	
		Bulan ini Current month	Kumulatif Cum. Jan. to date	Bulan ini Current month	Kumulatif Cum. Jan. to date
2710111200	Motor Spirit, Premium Unleaded	1 024 963 000	7 293 766 928	1 087 778 619	7 542 568 303
2709001000	Crude Petroleum Oil	1 069 244 377	8 612 214 485	942 799 274	7 228 160 639
2710197100	High Speed Diesel Fuel	1 001 062 697	7 398 675 640	946 458 850	6 877 995 159
1001901900	Other Wheat, For Human Consumption	588 611 065	3 931 618 094	239 657 324	1 559 891 675
8517120000	Telephones For Cellular Networks/for Other Wireless Networks	1 608 864	11 240 252	233 621 957	1 513 927 083
8802401000	Aeroplanes Of An Unladen Weight > 15,000 Kg	682 123	2 201 444	205 345 822	1 326 347 590
5201000000	Cotton, Not Carded/combed.	18 014 688	366 714 467	72 145 806	1 249 480 059
2710197200	Other Diesel Fuel	151 050 002	1 260 474 563	144 853 551	1 182 567 425
1701110010	Cane Sugar, icumsa Minimal 1200	169 890 000	1 452 921 005	111 048 946	1 022 418 394
3104200000	Potassium Chloride	339 772 495	2 147 469 464	164 667 397	948 602 908
2304000000	Oil-cake&other Solid Residues,in Pellet Form, From The Extract Of	313 635 025	2 047 575 476	140 308 383	937 650 632
8704102200	Damper Designed For Off Highway, > 24 T Not Ckd	15 538 372	79 728 288	189 999 691	911 931 712
2710117000	Naphtha, Reformate Or Preparations For Preparing Spirits	216 211 686	903 779 538	212 486 376	866 740 733
1201009000	Other Soya Beans, Whether Or Not Broken	211 960 902	1 416 647 734	128 740 731	851 105 306
1005909000	Maize (corn), Other Than Seeds	181 032 215	2 544 560 771	59 789 840	812 736 561
8429520000	Mach With A 360,revolving Super Struct, Mech Shovels,excavator:	24 890 372	149 989 784	128 854 214	802 885 329
8542390000	Other Electronic Integrated Circuits	275 133	2 904 253	94 872 159	764 145 353
7207121000	Slabs Of Iron/non Alloy, Cont.< 0,25% Of Carbon, Other Than Squa	41 911 940	1 071 035 439	30 584 794	726 383 238
8471302000	Laptop Incl Notebooks	1 141 009	9 757 493	83 361 467	686 025 259
2902430000	P-xylene	53 843 423	440 233 612	80 549 789	683 111 780
1006309000	Other Milled Rice, Whether/not Polished Or Glazed	0	1 266 481 497	0	652 147 076
3902102000	Polypropylene In Granule Form	41 873 613	387 356 634	65 424 668	621 287 749
8529905900	Other Pcb	693 119	5 157 195	100 750 506	530 389 318
2711130000	Liquid Butanes	92 809 231	557 690 950	82 218 312	502 363 452
2901210000	Ethylene	61 374 200	403 776 567	71 088 208	496 290 082
2710197900	Other Fuel Oils	119 870 788	774 211 082	79 785 667	491 654 681
2711120000	Liquid Propane	90 535 865	542 996 629	76 981 134	475 866 118
7204490000	Other Ferrous Waste And Scrap :	137 966 220	1 088 944 250	61 298 630	472 129 840
9801202000	Vhcls Of Head 8704 With 5 Ton < Gross Weight <= 24 Ton, Incmpli	7 080 873	38 401 988	88 659 195	459 491 299
8431499000	Oth Parts Of Machinery Of Heading 84.26, 84.29/84.30	8 769 346	62 528 439	61 148 528	426 857 846
8517709900	Other Parts In Subheading 85.17.70	197 189	3 133 310	34 731 744	417 187 718
7403110000	Refined Copper For Cathodes And Sections Of Cathodes	6 796 293	43 784 967	63 176 644	413 506 035
2710191400	Aviation Turbine Fuel (jet Fuel) Having A Flash Point Of Less Than :	69 951 563	396 986 803	73 441 457	397 800 671
8803300000	Other Parts Of Aeroplanes/helicopters Heading 88.01/88.02.	51 393	3 664 124	28 722 306	357 567 723
4702000000	Chemical Wood Pulp, Dissolving Grades.	48 798 071	298 172 630	56 445 737	352 457 161
8538902900	Other Parts Of Boards,panels Consoles, For Voltage > 1000 Volt	742 734	6 167 787	60 332 309	348 067 845
8517625300	Other Transmission Apparatus For Radio- Telephony/radio-telegre	82 258	1 651 306	12 979 489	336 195 800
2905310000	Ethylene Glycol (ethanediol)	36 795 256	263 868 122	45 127 562	330 604 048
7601100000	Aluminium, Not Alloyed	11 169 492	128 667 514	28 592 456	328 299 594
8708999300	Other Parts,acces For Other Vehicles Of Heading 87.03	4 197 144	35 966 497	37 486 816	323 182 483

**I-2 IMPOR MENURUT GOLONGAN BARANG SITC / IMPORT BY SITC COMMODITY GROUPS**  
**\*\*\* AGUSTUS/AUGUST 2011 \*\*\***

SITC	Uraian golongan barang <i>Group description</i>	Berat bersih / <i>Net weight (Kg)</i>		Nilai / <i>Value C.I.F. (US \$)</i>	
		Bulan ini <i>Current month</i>	Kumulatif <i>Cum. Jan. to</i>	Bulan ini <i>Current month</i>	Kumulatif <i>Cum. Jan. to</i>
<b>A. By Commodity 1 digit SITC</b>					
0	Bahan makanan dan binatang hidup	1 821 024 410	15 807 703 862	1 226 398 691	9 739 701 424
1	Minuman dan tembakau	19 329 807	117 867 891	67 689 202	411 216 956
2	Bahan mentah	1 873 588 679	13 721 719 008	831 162 577	6 664 946 331
3	Bahan bakar, bahan penyemir, dsb	4 001 859 726	29 060 669 718	3 818 097 593	26 924 491 595
4	Minyak/lemak nabati dan hewan	5 883 067	76 011 095	12 190 466	132 048 622
5	Bahan kimia	1 652 808 061	11 997 428 898	1 822 841 736	14 589 008 089
6	Hasil industri menurut bahan	1 049 765 148	10 766 102 285	1 881 957 598	16 812 236 171
7	Mesin dan alat pengangkutan	531 891 972	3 589 779 926	4 982 221 424	36 093 880 205
8	Hasil industri lainnya	65 613 928	542 505 052	428 749 584	3 457 946 492
9	Barang dan transaksi khusus lainnya	1 483	158 066	4 060 474	38 117 937
<b>TOTAL IMPORT</b>		<b>11 021 766 281</b>	<b>85 679 945 801</b>	<b>15 075 369 345</b>	<b>114 863 593 822</b>
<b>B. By Commodity 2 digit SITC</b>					
00	Live animal for food	2 040 610	77 416 888	6 043 714	204 676 914
01	Meat and meat preparations	12 585 098	64 976 243	45 456 289	203 658 115
02	Dairy product and eggs	28 548 314	225 689 373	99 604 401	769 689 196
03	Fish, crustaceans, molluscs and their preparations	15 343 535	182 236 039	20 045 239	189 764 952
04	Cereals and cereal preparations	891 452 718	8 783 310 468	367 300 367	3 543 907 416
05	Fruits and vegetables	208 073 509	1 363 939 756	172 012 176	1 135 927 582
06	Sugar, sugar preparations, and honey	185 173 744	1 838 474 605	126 668 186	1 308 882 541
07	Coffee, tea, cocoa, and spices	14 520 466	105 419 026	103 060 733	408 274 661
08	Feeding stuff for animals	441 541 041	3 010 378 772	222 291 170	1 514 068 558
09	Miscellaneous food preparations	21 745 375	155 862 692	63 916 416	460 851 489
11	Beverages	7 516 842	46 427 627	7 276 358	43 826 004
12	Tobacco and tobacco manufactured	11 812 965	71 440 264	60 412 844	367 390 952
21	Hides, skins and furskins	1 413 549	8 380 154	889 704	5 565 618
22	Oil seeds, nuts, and kernels	234 782 906	1 625 309 490	150 202 308	1 052 442 292
23	Crude rubber	23 603 889	204 087 061	83 418 834	659 319 844
24	Wood, lumber, and cork	19 537 757	156 332 522	12 038 859	89 944 965
25	Pulp and waste paper	305 348 278	2 443 317 138	160 101 873	1 207 428 243
26	Textile fibres and their waste	35 464 375	551 629 507	123 877 558	1 781 676 613
27	Crude fertilizers and crude minerals	684 006 938	5 824 304 568	84 656 736	580 721 449
28	Metalliferous ores and metal scraps	566 815 767	2 887 043 540	204 283 218	1 185 335 112
29	Crude animals and vegetable materials, nes	2 615 220	21 315 028	11 693 487	102 512 195
32	Coal, coke, and briquettes	7 787 478	78 604 900	2 788 289	28 804 775
33	Petroleum and petroleum products	3 810 726 138	27 880 841 516	3 656 089 869	25 916 748 646
34	Gas; natural and manufactured	183 346 110	1 100 787 269	159 219 435	978 878 707
35	Electric current	0	436 033	0	59 467
41	Animal oils and fats	613 917	6 477 962	2 046 152	18 524 596
42	Fixed vegetable oils/fats	2 300 567	44 428 086	4 261 998	63 852 910
43	Animal vegetable oils/fats	2 968 583	25 105 047	5 882 316	49 671 116
51	Organic chemicals	314 249 027	2 625 548 042	508 115 928	4 304 175 312
52	Inorganic chemicals	365 787 110	1 971 316 548	165 387 355	1 033 884 151
53	Dyeing, tanning, and colouring materials	27 588 679	239 311 452	99 742 497	810 841 173
54	Medical and pharmaceutical products	3 277 563	23 972 481	65 041 729	554 738 645
55	Essential oils and perfumery materials	14 964 261	129 067 348	87 020 650	708 002 007
56	Manufactured fertilizers	608 192 394	4 341 237 857	264 010 117	1 624 669 062
57	Plastics in primary forms	184 627 705	1 644 158 526	365 432 955	3 246 355 976
58	Plastics in non-primary forms	21 955 670	220 930 791	69 250 771	668 089 211
59	Chemical materials and its products, nes	112 165 652	801 885 853	198 839 734	1 638 252 552
61	Leather, leather med, nes	5 971 853	31 654 951	34 980 204	304 066 063
62	Rubber manufactured, nes	17 884 888	152 570 491	110 152 988	845 128 216
63	Wood and cork manufactured	44 162 825	350 952 356	21 667 936	168 761 048
64	Paper, paperboard, and manufactured thereof	53 878 384	489 532 571	97 951 770	834 269 360
65	Textile yarns, fabrics, and their products	46 994 768	534 427 722	336 563 756	3 778 505 636
66	Non metallic minerals manufactured	180 841 984	2 294 011 170	73 991 740	618 393 680
67	Iron and steel	568 813 221	5 748 755 339	662 009 654	5 928 038 028
68	Non ferrous metals	67 248 105	619 646 260	270 227 654	2 328 913 881
69	Manufactured of metal, nes	63 969 120	544 551 425	274 411 896	2 006 160 259
71	Power generating machine and equipments	41 643 855	336 716 272	427 800 466	2 937 350 064
72	Machinery specialized for particular industry	90 498 911	652 627 631	763 120 678	5 358 774 945

**I-2 IMPOR MENURUT GOLONGAN BARANG SITC / IMPORT BY SITC COMMODITY GROUPS**  
**\*\*\* AGUSTUS/AUGUST 2011 \*\*\***

SITC	Uraian golongan barang <i>Group description</i>	Berat bersih / <i>Net weight</i> (Kg)		Nilai / <i>Value C.I.F.</i> (US \$)	
		Bulan ini	Kumulatif	Bulan ini	Kumulatif
		<i>Current month</i>	<i>Cum. Jan. to</i>	<i>Current month</i>	<i>Cum. Jan. to</i>
73	Metalworking machinery	11 586 045	87 610 701	101 328 753	759 187 888
74	General industrial machinery and equipments	78 324 614	631 144 510	667 439 989	5 223 615 846
75	Office machinery and automatic data processing	7 297 685	66 023 828	245 777 646	1 907 092 350
76	Telecommunication and reproducers apparatus	14 400 631	111 578 867	669 305 342	4 767 950 257
77	Electrical machinery and apparatus	51 546 512	401 355 406	820 249 467	6 299 750 260
78	Road vehicles	94 323 936	686 442 525	868 728 113	5 892 886 652
79	Other transportation equipments	142 269 783	616 280 186	418 470 970	2 947 271 943
81	Sanitary, plumbing, and fittings	5 552 959	43 772 509	18 924 199	145 064 023
82	Furniture	10 869 853	73 503 694	26 522 698	186 288 640
83	Traveling goods	2 646 761	20 390 754	12 295 404	95 131 441
84	Clothing	3 490 607	30 897 945	32 179 510	272 069 941
85	Footwear	3 511 930	39 167 970	22 632 034	221 471 647
87	Professional, scientific, and contractor instruments	5 355 152	40 834 427	110 131 955	819 927 840
88	Photographic apparatus, equipments and optics	2 162 552	25 545 553	28 803 325	229 647 468
89	Miscellaneous manufactured articles	32 024 114	268 392 200	177 260 459	1 488 345 492
96	Coin; not being legal tender	745	150 804	1 588	622 116
97	Gold; non monetary	738	7 262	4 058 886	37 495 821
<b>TOTAL IMPORT</b>		<b>11 021 766 281</b>	<b>85 679 945 801</b>	<b>15 075 369 345</b>	<b>114 863 593 822</b>

http://www.bps.go.id



**I-2. IMPOR MENURUT GOLONGAN BARANG SITC / IMPORT BY SITC COMMODITY GROUPS**  
**\*\*\* AGUSTUS/AUGUST 2011 \*\*\***

SITC	Uraian golongan barang Group description	Berat bersih/ Net weight (Kg)		Nilai/ Value C.I.F (US\$)	
		Bulan ini Current month	Kumulatif Cum.Jan.to date	Bulan ini Current month	Kumulatif Cum.Jan.to date
<b>C. By Commodity 3 digit SITC</b>					
001	Live Animals Other Than Fish	2 040 610	77 416 888	6 043 714	204 676 914
011	Meat Of Bovine Animals Fresh, Chilled Or Frozen	8 598 378	40 834 529	32 856 650	145 484 470
012	Other Meat, Other Edible Meat Offal, Fresh, Chilled Or Frozen	3 821 373	22 871 277	11 944 574	53 466 787
016	Meat And Edible Meat Offal, Salted, Dried, Edible Flour Of Meat	4 630	54 240	28 614	403 711
017	Meat And Edible Meat Offal, Prepared Or Preserved	160 717	1 216 197	626 451	4 303 147
022	Milk,Cream, And Milk Products Other Than Butter Or Cheese	26 295 423	202 446 385	87 829 697	648 809 666
023	Butter And Other Fats From Milk	955 975	9 816 481	5 167 604	58 147 328
024	Cheese And Curds	1 171 214	12 592 975	5 911 465	58 638 380
025	Eggs, Birds, And Egg Yolks; Fresh, Dried Or Otherwise Preserved	125 702	833 532	695 635	4 093 822
034	Fish, Fresh, Chilled Or Frozen	13 898 447	161 181 911	11 967 662	133 772 686
035	Fish, Dried Salted Or In Brine; Smoked Fish	73 675	9 823 779	516 565	9 172 765
036	Crustaceans, Molluscs, And Aquatic Invertebrates	1 076 341	9 146 465	6 159 156	40 341 116
037	Fish, Crustaceans, Molluscs, And Other Aquatic Invertebrates;	295 072	2 083 884	1 401 856	6 478 385
041	Wheat And Meslin, Unmilled	590 947 195	4 050 331 819	240 408 024	1 591 575 415
042	Rice	54 513 346	1 622 611 187	32 229 129	861 236 820
044	Maize, Unmilled	181 523 374	2 606 399 633	60 338 186	837 552 412
045	Cereals, Unmilled	1 189 603	10 643 948	535 077	4 203 093
046	Meal And Flour Of Wheat And Flour Of Meslin	56 009 951	437 193 153	25 556 074	183 780 983
047	Other Cereal Meals And Flours	659 982	4 885 825	282 231	2 068 693
048	Cereal Preparations And Preparations Of Flours/Starchs Of Fruit	6 609 267	51 244 903	7 951 646	63 490 000
054	Vegetables, Fresh, Chilled, Frozen Or Simply Preserved	111 426 123	721 118 551	65 638 790	453 079 254
056	Vegetables, Roots And Tubers, Prepared Or Preserved Nes	3 937 376	36 118 746	5 778 842	50 603 977
057	Fruit And Nut; Fresh Or Dried	87 654 922	583 004 379	94 284 752	594 347 058
058	Fruits, Preserved And Preparations	4 004 183	14 928 472	4 485 409	20 649 653
059	Fruit And Vegetable Juices	1 050 905	8 769 608	1 824 383	17 247 640
061	Sugar, Molasses, And Honey	184 227 859	1 831 957 803	124 050 107	1 290 007 241
062	Sugar Confectionery	945 885	6 516 802	2 618 079	18 875 300
071	Coffee And Coffee Substitutes	1 719 049	15 942 519	9 028 852	67 803 900
072	Cocoa	2 803 119	25 461 964	11 207 674	98 119 090
073	Chocolate And Other Food Preparations Containing Cocoa	1 014 556	6 319 728	4 526 269	26 222 234
074	Tea And Mate	1 805 018	10 166 958	3 280 591	18 689 257
075	Spices	7 178 724	47 527 857	75 017 347	197 440 180
081	Feeding Stuff For Animals	441 541 041	3 010 378 772	222 291 170	1 514 068 558
091	Margarine And Shortening	538 366	4 744 906	1 447 669	18 474 109
098	Edible Products And Preparations	21 207 009	151 117 786	62 468 747	442 377 380
111	Non-Alcoholic Beverages, Nes	7 386 516	45 699 404	5 948 910	37 420 848
112	Alcoholic Beverages	130 326	728 223	1 327 448	6 405 156
121	Tobacco, Unmanufactured And Refused	10 699 931	64 454 058	51 916 144	312 373 625
122	Tobacco, Manufactured	1 113 034	6 986 206	8 496 700	55 017 327
211	Hides And Skins, Raw	1 412 292	8 377 726	819 211	5 092 796
212	Furskins, Raw	1257	2428	70 493	472 822
222	Oil Seeds Use For Extraction Ofsoft Fixed Vegetable Oils	234 457 852	1 620 674 365	149 242 796	1 047 711 772
223	Oil Seeds Use For Extraction Of Other Fixed Vegetable Oils	325 054	4 635 125	959 512	4 730 520
231	Natural Rubber Latex;Natural Rubber And Similar Natural Gums	946 916	10 310 669	3 175 049	41 235 300
232	Synthetic Rubber Latex, Synthetic/Reclaimed Rubber	22 656 973	193 776 392	80 243 785	618 084 544
244	Cork,Natural,Raw And Waste	7 155	67 645	25 206	244 294
245	Fuel Wood And Wood Charcoal	2 452 572	12 786 685	743 454	3 761 698
246	Wood In Chips Or Particles And Waste	126 204	9 052 704	113 047	1 976 286
247	Wood In The Rough Or Roughly Squared	1 941 577	32 122 223	866 740	11 851 540
248	Wood,Simply Worked And Railway Sleeper Of Wood	15 010 249	102 303 265	10 290 412	72 111 147
251	Pulp And Waste Paper	305 348 278	2 443 317 138	160 101 873	1 207 428 243
261	Silk	85	2 433	3 331	38 808
263	Cotton	18 017 355	367 012 590	72 167 935	1 251 239 216
264	Jute And Other Textile Bast Fibres	98 545	1 228 570	155 698	1 928 451
265	Vegetable Textile Fibres,Raw Or Processed;Waste Of These Fibres	188 000	1 254 561	190 962	1 254 074
266	Synthetic Fibres Suitable For Spinning	11 155 553	138 559 832	28 862 198	352 021 997
267	Other Man-Made Fibres Suitable For Spinning And Waste	5 679 886	38 106 592	21 103 276	157 897 343
268	Wool And Other Animal Hair	77 363	958 665	1 025 187	11 392 275
269	Old Clothing And Other Old Textile Articles; Rags	247 588	4 506 264	368 971	5 904 449
272	Fertilizers, Crude	204 716 006	614 518 512	31 430 184	90 559 367
273	Stone, Sand And Gravel	201 036 554	1 639 015 009	9 297 087	72 278 192
274	Sulphur And Unroasted Iron Pyrites	31 238 301	279 604 581	7 176 636	61 416 095
277	Natural Abrasives	2 498 029	14 542 750	1 015 013	4 838 671
278	Other Crude Minerals	244 518 048	3 276 623 716	35 737 816	351 629 124
281	Iron Ore And Concentrates	340 221 357	1 119 910 699	79 904 521	242 325 154
282	Waste And Scrap Metal Of Iron/Steel	167 634 101	1 423 531 163	75 596 554	634 570 088
283	Copper Ores And Concentrates	207 895	316 831	2 517 496	3 756 395
284	Nickel Ores And Concentrates	0	347	0	7 445
285	Aluminium Ores And Concentrates	46 123 431	277 796 986	21 068 787	120 870 676
286	Ores And Concentrates Of Uraniumand Thorium	7	8	2 550	3 232
287	Ores And Concentrates Of Basemetals	8 046 197	28 957 285	4 825 976	34 315 107
288	Non-Ferrous Base Metal Waste And Scraps	4582768	36 527 862	20 367 332	149 264 697
289	Ores And Concentrates Of Precious Metals; Waste,Scraps	11	2 359	2	222 318
291	Crude Animal Materials	965 281	7 397 347	4 218 075	35 811 042
292	Crude Vegetable Materials	1 649 939	13 917 681	7 475 412	66 701 153
321	Coals, Pulverized Or Not	2 777 036	25 024 761	871 110	7 431 323

**I-2. IMPOR MENURUT GOLONGAN BARANG SITC / IMPORT BY SITC COMMODITY GROUPS**  
**\*\*\* AGUSTUS/AUGUST 2011 \*\*\***

SITC	Uraian golongan barang Group description	Berat bersih/ Net weight (Kg)		Nilai/ Value C.I.F (US\$)	
		Bulan ini Current month	Kumulatif Cum.Jan.to date	Bulan ini Current month	Kumulatif Cum.Jan.to date
<b>C. By Commodity 3 digit SITC</b>					
322	Briquettes, Lignite And Peat	221 424	1 864 733	74 453	697 129
325	Coke And Semi Coke Of Coal/Lignite/Peat	4 789 018	51 715 406	1 842 726	20 676 323
333	Petroleum Oil, Crude	1 069 244 386	8 612 258 715	942 799 411	7 228 267 506
334	Petroleum Products, Refined	2 669 531 534	18 886 596 499	2 663 872 451	18 425 155 600
335	Residual Petroleum Products, And Related Materials	71 950 218	381 986 302	49 418 007	263 325 540
342	Liquefied Propane And Butane	183345096	1100687579	159199446	978 229 570
343	Natural Gas, Liquefied Or Not	14	993	202	14 224
344	Petroleum Gases And Other Gas	920	96 785	18827	588 245
345	Coal Gas, Water Gas And Similar Gas	80	1 912	960	46 668
351	Electric Currents	0	436 033	0	59 467
411	Animal Oils And Fats	613 917	6 477 962	2 046 152	18 524 596
421	Fixed Vegetable Fats And Oils Soft,Crude,Refined Or Fractioned	1 905 899	16 447 457	3 377 554	28 200 401
422	Fixed Vegetable Fats And Oils Solid,Crude,Refined Or Fractioned	394 668	27 980 629	884 444	35 652 509
431	Animal And Vegetable Oil; Fat Processed And Their Wax	2 968 583	25 105 047	5 882 316	49 671 116
511	Hydrocarbon And Their Halogenated, Nitrated Derivatives	168 857 106	1 370 573 690	230 191 130	1 907 609 664
512	Alcohols,Phenols,Phenol-Alcohols And Their Halogenated	74 791 542	604 948 627	87 349 218	717 011 405
513	Carboxylic Acids,And Their Anhydrides,Halides,Peroxides	32 380 535	307 888 108	57 796 105	515 475 655
514	Nitrogen-Function Compounds	13 313 390	126 986 993	40 415 278	370 569 616
515	Organo-Inorganic And Heterocyclic Compounds	12 953 411	112 332 073	60 637 458	532 009 514
516	Other Organic Chemicals	11 953 043	102 818 551	31 726 739	261 499 458
522	Inorganic Chemical Elements, Oxides And Halogen Salts	166 130 714	756 825 031	89 209 093	542 834 700
523	Metallicsalts And Peroxysalts	195 675 362	1 195 416 769	71 681 722	462 202 609
524	Other Inorganic Chemicals:Chemical Compound Of Precious Metals	3 977 126	19 031 318	3 991 921	24 273 351
525	Radioactive And Associated Materials	3 908	43 430	504 619	4 573 491
531	Synthetic Organic: Colouring Matter	4 360 893	46 291 589	25 625 594	255 461 388
532	Dyeing/Tanning Extracts And Synthetic Tanning Materials	309 650	4 966 364	858 868	10 350 388
533	Pigments, Paints, Varnishes, And Related Materials	22 918 136	188 053 499	73 258 035	545 029 399
541	Medicinal And Pharmaceutical Products	1 499 330	12 173 842	34 581 208	314 236 909
542	Medicaments, Including Veterinary Medicaments	1 778 233	11 798 639	30 460 521	240 501 736
551	Essential Oils, Perfumes, And Flavour Materials	2 075 791	19 173 928	28 646 770	251 015 127
553	Perfumery, Cosmetics, And Toilet Preparations	5 607 737	37 061 334	38 432 172	261 111 798
554	Soap,Cleansing And Polishing Preparations	7 280 733	72 832 086	19 941 708	195 875 082
562	Fertilizers, Manufactured	608 192 394	4 341 237 857	264 010 117	1 624 669 062
571	Polymers Of Ethylene In Primary Forms	48 001 613	435 696 626	74 248 916	703 853 121
572	Polimers Of Styrene In Primary Forms	14 378 351	115 770 639	34 438 750	264 535 656
573	Polimers Of Vinyl Chloride In Primary Forms	3 648 334	50 108 700	5 880 915	76 502 860
574	Poliacetals And Polycarbons In Primary Forms	20 731 504	178 054 067	55 279 894	471 205 517
575	Other Plastics In Primary Forms	88 525 929	808 166 811	187 366 211	1 691 834 024
579	Waste And Scrap Of Plastics	9 341 974	56 361 683	8 218 269	38 424 798
581	Tubes, Pipes, And Hoses Of Plastics	1 787 733	17 458 854	8 746 068	97 020 495
582	Plates, Sheets, And Film Of Plastics	19 879 690	201 041 487	58 626 910	557 482 835
583	Monofilament And Rod Of Plastics	288 247	2 430 450	1 877 793	13 585 881
591	Disinfectants, Insecticides, And Fungicides Put In Forms	4 275 061	38 013 863	19 050 977	184 770 509
592	Starches, Inulin, And Wheat Glutenal Buminoidal Substances; Glues	67 378 845	366 699 704	53 445 737	381 412 514
593	Explosive And Pyrotechnic Products	1 326 597	20 984 555	7 664 616	66 347 271
597	Additive For Mineral Oils	12 396 643	102 234 824	42 207 667	296 809 515
598	Miscellaneous Chemical Products	26785281	273949199	76386237	708 816 943
599	Residual products of chemical or allied industries, sewage	3 225	3 708	84 500	95 800
611	Leathers	5 931 175	31 310 349	34 570 605	299 748 936
612	Manufactures And Composition Leathers	39 219	311 813	350 162	3 100 725
613	Furskins, Tanned Or Dressed	1 459	32 789	59 437	1 216 402
621	Materials Of Rubber	3 151 861	31 651 496	21 361 251	175 077 410
625	Rubber Tyre,Tyre Cases,Tyre Treads,Inner Tubes, And Tyre Flaps	10 192 489	88 181 845	49 608 733	377 820 901
629	Articles Of Rubbers	4 540 538	32 737 150	39 183 004	292 229 905
633	Cork Manufactures	44 113	504 471	193 917	2 196 426
634	Veneers,Plywood,Improved/Reconstituted Wood Worked	42 959 757	340 990 301	19 867 612	151 383 357
635	Wood Manufactures	1 158 955	9 457 584	1 606 407	15 181 265
641	Papers And Paperboards	44 252 604	400 923 614	65 527 511	554 016 699
642	Paper And Paperboard Cut To Size/Shape And Article Of Papers	9 625 780	88 608 957	32 424 259	280 252 661
651	Textile Yarns	7 883 302	103 990 417	28 492 666	386 199 162
652	Cotton Fabrics, Woven	6 476 235	82 083 811	74 615 044	886 020 236
653	Fabrics, Woven, Of Man-Made Fibres	8 926 994	94 573 990	75 682 106	791 376 889
654	Textile Fabrics, Woven, Other Than Of Cotton Or Man-Made Fibres	543 959	4 913 061	4 951 250	66 565 662
655	Knitted Or Crocheted Fabrics	7 794 595	90 963 740	72 774 446	842 997 395
656	Tulle,Lace,Embroidery,Ribbons,Trimmings And Other Small Wares	1 086 081	13 054 802	13 836 231	177 974 472
657	Special Yarns,Textile Fabrics	11 049 501	111 612 066	58 548 909	551 803 744
658	Made-Up Articles, Wholly/Chiefly Of Textile Materials	1 921 816	20 899 907	4 994 831	47 602 988
659	Floor Coverings	1 312 285	12 335 928	2 668 273	27 965 088
661	Lime,Cement And Fabricated Construction Materials	100 204 269	1 631 660 174	9 471 244	107 709 711
662	Clay And Refractory Construction Materials	40 547 609	308 683 662	19 269 725	140 293 483
663	Mineral Manufactures	15 408 660	103 927 992	20 139 637	156 216 683
664	Glass	16 439 686	149 231 673	15 493 560	125 949 335
665	Glassware	6 644 143	83 542 003	8 407 072	78 053 514
666	Pottery	1 595 600	16 936 477	1 164 117	9 581 568
667	Pearl, Precious And Semi Precious Stones	2 017	29 189	46 385	589 386
671	Pig Iron,Spiegeleisen,Sponge Iron, And Ferro-Alloys	6 426 539	201 506 004	8 336 283	146 420 408

**I-2. IMPOR MENURUT GOLONGAN BARANG SITC / IMPORT BY SITC COMMODITY GROUPS**  
**\*\*\* AGUSTUS/AUGUST 2011 \*\*\***

SITC	Uraian golongan barang Group description	Berat bersih/ Net weight (Kg)		Nilai/ Value C.I.F (US\$)	
		Bulan ini Current month	Kumulatif Cum.Jan.to date	Bulan ini Current month	Kumulatif Cum.Jan.to date
<b>C. By Commodity 3 digit SITC</b>					
672	Ingots And Other Iron/Steel In Primary Forms	98 612 413	1 397 730 821	80 763 265	1 012 314 606
673	Flat Rolled Products, Not Clad	225 386 924	1 872 118 716	210 082 636	1 622 233 497
674	Flat Rolled Products, Clad Or Plated	59 140 315	489 112 229	66 899 702	561 180 624
675	Flat Rolled Products And Alloy Steels	41 326 830	456 730 571	76 392 786	681 122 153
676	Iron/Steel Bars, Rods, Angels, Shaped And Sections	70 193 633	675 822 856	80 166 127	717 405 167
677	Rail/Railway And Tractor Construction Of Iron/Steel Materials	1 443 981	7 632 416	2 549 584	14 470 042
678	Wire Of Iron/Steel	11 020 200	124 093 742	18 945 782	186 352 997
679	Tubes, Pipes, Hollow Profile, Pipe Fitting Of Iron/Steel	55 262 386	524 007 984	117 873 489	986 538 534
681	Silver, Platinum, And Other Metal Of The Platinum Groups	10 451	105 763	2 232 818	19 981 323
682	Copper	12 929 708	100 180 330	103 924 046	776 749 006
683	Nickel	155 527	1 110 531	2 705 644	21 806 448
684	Aluminium	38 010 941	366 581 976	117 570 079	1 105 476 665
685	Lead	6 193 981	65 616 163	16 463 060	170 239 745
686	Zinc	8 533 344	82 088 310	20 578 973	197 298 496
687	Tin	1 096 659	1 749 589	2 474 594	18 614 789
689	Miscellaneous Non-Ferrous Basemetals Employed In Metallurgy	317 494	2 213 598	4 278 440	18 747 409
691	Structures And Parts Of Iron/Steel Or Aluminium	8 486 661	75 823 677	42 642 359	215 864 952
692	Metal Containers For Storage And Transportations	3 432 007	29 344 961	12 203 803	112 645 233
693	Wire Products And Fencing Grills	6 167 500	51 528 194	13 242 853	106 960 208
694	Nails, Screws, Nuts, Bolts, Rivets Of Iron/Steel Or Copper	8 844 927	72 204 582	51 164 085	384 435 201
695	Tools For Used In The Hand Or In Machines	4 811 130	41 565 499	35 057 646	287 585 065
696	Cutlery	1 389 174	10 317 609	5 403 992	37 777 772
697	Household Equipment Of Base Metals	4 606 989	34 234 472	11 747 169	86 314 990
699	Manufactures Of Base Metals	26 230 732	229 532 431	102 949 989	774 576 838
711	Steam And Other Vapour Generating Boilers And Parts	7 839 230	63 980 215	32 134 086	290 128 919
712	Steam Or Other Generating Boilers And Parts	4 898 559	29 547 240	40 546 240	275 558 567
713	Internal Combustion Piston Engines And Parts	14 606 268	132 661 195	183 286 875	1 274 447 847
714	Engines And Motors, Non-Electric And Parts	427 379	2 303 646	53 989 967	220 196 066
716	Rotating Electric Plants And Parts	13 072 783	98 061 322	107 547 725	747 250 975
718	Other Power Generating Machines And Parts	799 636	10 162 654	10 295 573	129 767 690
721	Agricultural Machinery And Parts	3 011 825	19 343 336	21 754 628	136 105 053
722	Tractors	794 504	5 657 961	6 586 668	39 227 156
723	Civil Engineering And Contractor Plants And Equipments/Parts	51 283 359	355 148 686	330 199 034	2 303 305 579
724	Textile/Leather Machinery And Parts	8 377 229	69 921 253	76 001 133	592 942 025
725	Papermill/Pulpmill Machinery And Paper Cutting Machines	3 661 367	26 822 756	47 312 001	292 217 175
726	Printing/Book Binding Machinery And Parts	2 267 819	15 590 802	66 705 310	391 638 237
727	Food Processing Machines And Parts	3 828 778	30 085 231	38 151 865	252 429 434
728	Other Machines And Equipment Specialized For Particular Industry	17 274 030	130 057 606	176 410 039	1 350 910 286
731	Machine Tools By Removing Metal	2 850 178	23 012 376	29 067 981	263 908 765
733	Machine Tool For Working Metals	4 630 025	29 168 458	37 079 303	212 209 926
735	Parts Of Machine Tools	394 911	2 939 491	9 166 196	70 586 395
737	Metalworking Machinery And Parts	3 710 931	32 490 376	26 015 273	212 482 802
741	Heating And Cooling Equipments And Parts	13 983 190	121 885 987	111 986 365	908 963 941
742	Pumps For Liquid And Parts	7 053 830	54 620 600	78 283 265	565 737 266
743	Pumps, Compressors, Fans, Blowers, Centrifuges, And Parts	12 189 477	106 333 980	89 757 337	750 605 716
744	Mechanical Handling Equipments And Parts	20 144 787	147 309 258	86 479 829	751 383 407
745	Other Non-Electrical Machinery, Tools, And Mechanical Apparatus	3 373 588	27 391 221	54 683 663	365 002 584
746	Ball Or Roller Bearings	3 594 504	31 111 899	39 012 307	331 696 492
747	Taps, Cocks, And Valves For Pipes	5 068 465	37 263 198	61 059 853	429 014 720
748	Transmission Shafts And Cranks	10 249 593	82 745 698	105 592 696	802 650 067
749	Non-Electric Parts And Accessories Of Machineries	2 667 180	22 482 669	40 584 674	318 561 653
751	Office Machines	2 752 546	24 097 579	45 547 723	335 880 922
752	Automatic Data Processing Machines And Their Units	3 526 244	31 850 552	175 708 740	1 334 877 042
759	Parts And Accessories For Machine Of Heading 751 Or 752	1 018 895	10 075 697	24 521 183	236 334 386
761	Television Receivers	1 250 318	14 917 294	36 266 413	405 301 627
762	Radio Broadcast Receivers	227 263	1 373 897	65 917 453	93 127 839
763	Sound Recorders Or Reproducers	158 644	1 618 706	3 628 920	25 960 391
764	Telecommunication Equipments And Parts	12 764 406	93 668 970	563 492 556	4 243 560 400
771	Electric Power Machinery And Parts	3 575 814	30 090 759	39 584 613	347 014 852
772	Electrical Apparatus For Making And Breaking Electrical Circuits	8 978 726	70 018 296	251 640 259	1 792 840 935
773	Equipment For Distributing Electricity	9 265 361	69 064 590	93 050 390	637 253 300
774	Electrical Apparatus For Medical Purposes And Radiological	132 593	820 715	10 252 971	59 976 560
775	Household Type, Electrical/Non-Electrical Equipments	9 448 703	67 917 857	45 417 802	301 337 726
776	Thermionic, Cold Cathode, And Photo Cathode Valves/Tubes	4 480 988	38 490 702	192 679 662	1 608 350 233
778	Electrical Machinery And Apparatus	15 664 327	124 952 487	187 623 770	1 552 976 654
781	Passenger Motor Cars	15 197 857	123 852 191	177 587 492	1 392 616 588
782	Motor Vehicle For The Transportation Of Goods	35 764 908	206 932 727	399 045 037	2 230 243 711
783	Road Motor Vehicles	945 814	13 750 194	7 180 195	111 620 523
784	Parts And Accessories Of The Motor Vehicles	22 130 838	176 832 150	205 736 526	1 546 990 112
785	Motorcycles, Scooters, And Other Cycles Motorized/Non Motorized	17 731 900	145 326 027	72 100 291	561 274 465
786	Trailers And Other Vehicles, Not Motorized	2 552 619	19 749 236	7 078 572	50 141 253
791	Railway Vehicles And Associated Equipments	2 556 011	6 811 716	10 618 272	51 296 800
792	Aircraft And Associated Equipments And Parts	771 979	6 178 503	272 229 915	1 836 226 615
793	Ships, Boats, And Floating Structures	138 941 793	603 289 967	135 622 783	1 059 748 528
811	Prefabricated Buildings	2 198 280	14 357 362	5 537 312	35 207 967
812	Sanitary, Plumbing, Heating, And Lighting Fixtures/Fittings	921 089	12 006 939	2 012 330	31 978 076

**I-2. IMPOR MENURUT GOLONGAN BARANG SITC / IMPORT BY SITC COMMODITY GROUPS**  
**\*\*\* AGUSTUS/AUGUST 2011 \*\*\***

SITC	Uraian golongan barang <i>Group description</i>	Berat bersih/ <i>Net weight</i> (Kg)		Nilai/ <i>Value C.I.F</i> (US\$)	
		Bulan ini <i>Current month</i>	Kumulatif <i>Cum.Jan.to date</i>	Bulan ini <i>Current month</i>	Kumulatif <i>Cum.Jan.to date</i>
<b>C. By Commodity 3 digit SITC</b>					
813	Lighting Fixtures And Fittings	2 433 590	17 408 208	11 374 557	77 877 980
821	Furnitures And Parts	10 869 853	73 503 694	26 522 698	186 288 640
831	Travel Goods	2 646 761	20 390 754	12 295 404	95 131 441
841	Men'S Coats/Jackets, Not Knitted	386 595	3 559 818	4 838 415	33 127 276
842	Women'S Coats/Jacket, Not Knitted	390 246	3 694 953	4 963 266	39 247 697
843	Men'S Coats/Jackets, Knitted	205 107	1 668 387	2 103 479	14 835 972
844	Women'S Coats/Jackets, Knitted	831 489	6 344 762	3 926 834	32 698 657
845	Articles Of Apparel	648 901	4 778 138	8 041 611	58 864 712
846	Clothing Accessories Of Textiles Fabrics	196 026	2 821 312	2 981 375	38 173 363
848	Articles Of Apparel And Clothing Accessories Of Other Than Textile	832 243	8 030 575	5 324 530	55 122 264
851	Footwears	3 511 930	39 167 970	22 632 034	221 471 647
871	Optical Instrument And Apparatus	65 527	517 365	2 231 090	34 400 143
872	Medical Instruments And Appliances	1 328 344	11 773 075	14 717 463	116 611 077
873	Meters And Counters	1 209 967	7 311 057	22 907 443	132 438 025
874	Measuring, Checking, Analysing, And Controlling Instrument And	2 751 314	21 232 930	70 275 959	536 478 595
881	Photographic Apparatus And Equipments	202 961	1 940 825	3 643 407	29 164 580
882	Photographic And Cinematographic Supplies	978 887	9 903 266	6 423 951	57 767 336
883	Cinematograph Film, Exposed And Developed	6 245	37 609	374 646	2 558 656
884	Optical Goods	586 260	9 961 459	15 281 054	112 258 210
885	Watches And Clocks	388 199	3 702 394	3 080 267	27 898 686
891	Arms And Ammunitions	107 540	489 097	10 312 694	55 673 057
892	Printed Matter	1 119 167	11 152 632	13 386 565	132 847 188
893	Article Of Plastics	16 234 269	125 441 537	63 679 997	470 968 126
894	Baby Carriages, Toys, Games, And Sporting Goods	4 997 920	47 034 321	14 673 214	142 625 918
895	Office And Stationery Supplies	1 843 220	17 950 572	7 606 410	73 394 992
896	Works Of Art, Collectors Pieces And Antiques	26 453	863 507	252 735	1 901 957
897	Jewellery, Goldsmith, Silversmith Wares, And Other Articles	388 936	5 224 561	3 963 700	38 684 342
898	Musical Instrument And Parts/Accessories	2 176 966	15 472 454	39 275 119	257 935 000
899	Other Miscellaneous Manufactured Articles	5 129 643	44 763 519	24 110 025	314 314 912
961	Coin Not Being Legal Tender	745	150 804	1 588	622 116
971	Gold, Non-Monetary	738	7 262	4 058 886	37 495 821
<b>TOTAL IMPORT</b>		<b>11 021 766 281</b>	<b>85 679 945 801</b>	<b>15 075 369 345</b>	<b>114 863 593 822</b>

**I.3. IMPOR MENURUT KOMODITI / IMPORT BY HS COMMODITY**  
**\*\*\* AGUSTUS/AUGUST 2011 \*\*\***

HS	Uraian Komoditi Commodity Description	Berat Bersih / Net Weight (Kg)		Nilai / Value C.I.F (US\$)	
		Bulan ini Current Month	Kumulatif Cum.Jan. to date	Bulan ini Current Month	Kumulatif Cum.Jan. to date
0102901000	Live oxen, other than pure-bred breeding animals	2 040 550	73 981 909	6 041 979	197 447 508
0102902000	Live buffaloes, other than pure-bred breeding animals	0	3 430 679	0	6 969 848
0105119000	Fowls spec.gallus domesticus, live, weight <=185g, other than brec	0	52	0	3 527
0105199000	Breeding guinea fowls, live, weight<=185g	0	152	0	7 171
0105941000	Breed.fowl of the spec.gallus domesticus ,oth than fighting cock, w	0	2 464	0	186 140
0106190000	Other live mammals	0	4	0	946
0106200000	Live reptiles (including snakes and turtles)	0	101	0	949
0106390000	Other birds, live	60	504	1 735	26 417
0106900000	Other live animals, for human consumption	0	1 023	0	34 408
0201300000	Meat of bovine animals, boneless, fresh or chilled	320 395	1 164 747	1 454 764	5 965 362
0202100000	Carcasses & half-carcasses of bovine animals, frozen	117 124	487 320	394 962	1 457 703
0202200000	Oth cuts with bone in of bovine animals, frozen	341 279	2 981 880	703 592	6 179 790
0202300000	Meat of bovine animals, boneless, frozen	7 819 580	36 200 582	30 303 332	131 881 615
0203290000	Other meat of swine, frozen	0	35 927	0	191 743
0204100000	Carcasses & half-carcasses of lamb, fresh or chilled	0	18 368	0	78 981
0204220000	Oth cuts with bone in of sheep, fresh or chilled	1 738	7 982	28 565	101 278
0204230000	Other meat of sheep, boneless, fresh or chilled	669	2 928	11 161	45 129
0204410000	Carcasses & half-carcasses of sheep, frozen	16 180	60 080	141 538	434 201
0204420000	Oth cuts with bone in of sheep, frozen	49 766	250 940	371 377	2 136 360
0204430000	Other meat of sheep, boneless, frozen	24 850	93 241	179 518	852 738
0204500000	Meat of goats, fresh, chilled or frozen	0	159 142	0	420 661
0206210000	Tongues of bovine animals, frozen	17 578	24 910	54 651	73 698
0206220000	Livers of bovine animals, frozen	152 472	1 336 340	355 747	2 718 633
0206290000	Other edible offal of bovine animals, frozen	3 472 247	20 275 539	10 571 094	44 974 745
0207149000	Oth cuts & offals of fowl of the species gallus domesticus, frozen	0	8 980	0	29 236
0207250000	Meat and edible offal of turkeys, not cut in pieces, frozen	23 107	111 015	65 643	328 025
0207279000	Oth cuts and offal of turkeys, frozen	0	33	0	446
0207331000	Meat and edible offal of ducks, not cut in pieces, frozen	44 322	410 657	78 977	694 960
0207340000	Fatty livers of ducks, geese or guinea fowls, fresh or chilled	0	3 460	0	100 560
0207369000	Oth cut & offal of ducks, geese/guinea fowls, frozen	0	18 100	0	28 606
0208900010	Frogs legs	18 444	53 329	86 303	256 452
0208900090	Oth meat & edible offal, fresh, chilled or frozen	0	36	0	50
0210999000	Oth meat & edible, incl. frours & meals salted, in brine, dried or sm	4 630	54 240	28 614	403 711
0301101000	Ornamental fish fry, live	0	808	0	4 665
0301102000	Ornamental marine fish, live	0	823	0	8 700
0301103000	Freshwater ornamental fish, live	0	2 019	0	15 320
0301992100	Other live fish fry, for breeding	230	530	7 800	20 017
0301994090	Other freshwater fish, live	2 050	225 920	2 101	208 110
0302120000	Pacific/atlantic/danube salmon, excl. fillets, livers/roes, fresh or chi	0	23 080	0	219 257
0302190000	Oth salmonidae fish,excl.fillet,liver and roes, fresh or chilled	0	20 159	0	19 192
0302290000	Oth flat fish, excl.fillet,liver & roes fresh or chilled	68	25 196	1 798	51 980
0302320000	Yellowfin tunas,excl.fillets, livers & roes, fresh or chilled	0	198 714	0	147 315
0302330000	Skipjack or stripe-bellied bonito,excl. fillets,livers & roes,fresh or ch	52 364	52 364	82 347	82 347
0302390000	Oth tunas, excl.fillets, livers & roes, fresh or chilled	0	4 566	0	10 963
0302500000	Cod, excluding fillets, livers & roes, fresh or chilled	0	13	0	28
0302610000	Sardines, excl. fillets, livers & roes, fresh or chilled	28 000	324 434	20 160	235 363
0302640000	Mackerel, excl. fillets livers & roes, fresh or chilled	55 100	264 000	41 325	198 001
0302660000	Eels, excl. fillets, livers and roes, fresh or chilled	0	7 800	0	35 100
0302691090	Other marine fish excl.fillets, livers and roes, fresh or chilled	0	48 868	0	47 814
0302692010	Tilapia, excl.fillets, livers and roes, fresh or chilled	0	11 897	0	11 631
0302692090	Other freshwater fish, excl.fillets, livers and roes, fresh or chilled	0	28 277	0	28 400
0302700000	Livers & roes of fish, fresh/chilled	12	5 177	308	12 384
0303110000	Sockeye salmon, excl.fillets, livers & roes, frozen	0	25 000	0	70 334
0303190000	Oth pacific salmon, excl.fillet, liver and roes, frozen	0	123 510	0	602 818
0303210000	Trout, excl.fillets, livers and roes, frozen	0	9 095	0	76 398
0303220000	Atlantic & danube salmon, excl.fillets, livers and roes, frozen	0	123 938	0	1 175 327
0303290000	Other salmonidae, excl.fillets, livers and roes, frozen	0	6 130	0	34 726
0303310000	Halibut, excl.fillets, livers and roes, frozen	0	7 983	0	50 272
0303330000	Sole, excl.fillets, livers & roes,frozen	0	424	0	6 840
0303390000	Oth flat fish, excl.fillets, livers & roes, frozen	19 635	465 928	102 566	1 678 780
0303410000	Albacore/longfinned tunas,excl.fillet, livers and roes, frozen	100 000	686 913	245 500	1 602 309
0303420000	Yellow fin tunas, excl.fillet, liver & roes, frozen	276 664	2 115 257	656 967	5 300 328
0303430000	Skipjack or stripe-bellied bonito, excl.fillets, livers and roes, frozen	1 617 071	19 981 342	1 700 856	22 975 719
0303490000	Oth tunas, excl.fillets,livers & roes, frozen	0	765 604	0	695 714
0303510000	Herring clupea harengus,clupea pallasii) ,excl.fillets,livers and roes;	0	18	0	259
0303520000	Cod (gadus morhua, ogac, macrocephalu) ,excl.fillets,livers and roe	2 635	33 361	21 560	280 898
0303610000	Swordfish (xiphias gladius) ,excl.fillets,livers and roes,frozen	0	333 281	0	250 492
0303710000	Sardines, excl.fillets, livers and roes, frozen	4 152 189	59 528 288	2 674 428	35 667 797
0303740000	Mackerel, excl.fillets, livers and roes, frozen	7 061 879	61 636 802	5 288 024	47 231 516
0303750000	Dogfish and other sharks, excl.fillets, livers and roes, frozen	8 306	124 552	55 597	391 718
0303760000	Eels, excl.fillets, livers & roes,frozen	5 796	45 862	5 796	105 664
0303770000	Sea bass, excl.fillets, livers and roes, frozen	0	27 064	0	75 179
0303791090	Other marine fish, excl.fillets, livers and roes, frozen	250 626	10 987 074	218 703	8 493 098
0303792010	Tilapia, excl.fillets, livers and roes, frozen	0	604 600	0	543 636
0303792090	Other freshwater fish, excl.fillets, livers and roes, frozen	0	407 458	0	333 928

**I.3. IMPOR MENURUT KOMODITI / IMPORT BY HS COMMODITY**  
**\*\*\* AGUSTUS/AUGUST 2011 \*\*\***

HS	Uraian Komoditi Commodity Description	Berat Bersih / Net Weight (Kg)		Nilai / Value C.I.F (US\$)	
		Bulan ini Current Month	Kumulatif Cum.Jan. to date	Bulan ini Current Month	Kumulatif Cum.Jan. to date
0303802000	Roes of fish, frozen	0	833	0	940
0304190000	Other fish fillets, fresh or chilled	0	10 271	0	21 987
0304210000	Swordfish (xiphias gladius) frozen fillets	18 503	38 048	170 940	335 650
0304290000	Other fish fillets, frozen	197 319	1 311 181	625 886	3 920 568
0304990000	Other fish meat (whether or not minced) frozen	50 000	537 449	45 000	493 204
0305100000	Flours, meals and pellets of fish, fit for human consumption	2 250	78 442	19 856	123 703
0305201000	Livers & roes of freshwater fish, dried, salted or salted or in brine	0	469 887	0	375 909
0305209000	Others livers & roes of fish, dried, smoked, salted or in brine	45 200	182 204	27 064	135 331
0305420000	Herrings, smoked, including fillets	0	6 602	0	9 900
0305490000	Other smoked fish, including fillets	0	287 359	0	491 950
0305510000	Cod(gadus morhua/ogac/macrocephalus), dried,salted/unsalted bu	0	500	0	3 839
0305591000	Sharks fins, dried, salted/unsalted but not smoked	20 393	32 880	467 523	557 711
0305592000	Marine fish, including anchovies, dried ,salted/unsalted, but not sr	4 684	7 946 600	1 704	6 728 506
0305599000	Other dried fish, salted/unsalted but not smoked	1 148	819 305	418	745 916
0306110000	Rock lobsters and other sea crawfish, frozen	0	83 066	0	455 998
0306130000	Shrimps and prawns, frozen	147 359	1 481 370	724 478	6 332 676
0306140000	Crabs, frozen	489 179	2 349 389	4 863 239	25 722 189
0306190000	Other, incl flours, meals & pellets of crustac, fit for human consump	716	20 584	12 520	229 029
0306231000	Shrimps and prawns, breeder	0	6 415	0	179 740
0306239900	Oth shrimps and prawns, not frozen in oth than airtight containers	0	4 500	0	6 300
0306249900	Other crabs, not frozen not in airtight containers	18	25 069	609	394 965
0306299900	Other crustaceans, not frozen in oth than airtight containers	0	8 267	0	63 352
0307101000	Oysters, live	0	128	0	1 247
0307102000	Oysters, fresh, chilled or frozen	0	33 182	0	188 503
0307212000	Scallops, fresh or chilled	0	2 721	0	58 464
0307291000	Scallops, frozen	55 490	689 137	170 229	1 648 620
0307312000	Mussels, fresh or chilled	0	235	0	2 108
0307391000	Mussels, frozen	0	59 962	0	165 793
0307392000	Mussels, dried, salted or in brine	0	11	0	4
0307412000	Cuttle fish and squid,fresh or chilled	0	1 512	0	2 810
0307491000	Cuttle fish and squid, frozen	290 591	3 955 025	208 574	4 076 206
0307492000	Cuttlefish&squid,dried,salted/in brine	0	3 314	0	10 275
0307512000	Octopus, fresh or chilled	0	160	0	368
0307591000	Octopus, frozen	92 988	419 747	179 507	795 639
0307602000	Snails, other than sea snails, fresh, chilled or frozen	0	270	0	285
0307991000	Other molluscs, frozen	0	902	0	2 970
0307999000	Oth aquatic invertebrates not crstceans, for human consumpt drier	0	1 769	0	3 860
0401100000	Milk and cream of a fat content, by weight, not exceeding 1%	183 175	1 169 038	791 092	4 539 974
0401200000	Milk and cream of a fat content, by weight, 1 -6%	42 740	281 856	143 670	523 634
0401300000	Milk and cream of a fat content, by weight, exceeding 6%	330 682	1 960 326	1 003 035	5 951 202
0402103000	Milk&cream fat cont<=1.5%,in solid form added sugar/oth sweet,ir	10 237 175	78 685 268	36 928 564	264 245 842
0402109000	Milk&cream fat cont<=1.5%,in solid form added sugar/oth sweet,ir	959 934	6 434 196	3 650 433	22 856 121
0402212000	Milk&cream fat cont> 1.5%,in solid form not added sugar/oth swee	1 999 776	21 257 072	8 743 913	87 599 840
0402219000	Milk&cream fat cont> 1.5%,in solid form not added sugar/oth swee	1 568 479	7 632 517	6 984 734	33 140 070
0402292000	Milk&cream fat cont> 1.5%,in solid form added sugar/oth sweet,in	388 300	8 081 175	1 489 223	28 976 081
0402299000	Milk&cream fat cont> 1.5%,in solid form added sugar/oth sweet,in	1 171 263	8 036 685	9 696 987	71 920 618
0402990000	Other milk&cream, containing added sugar/other sweetening	474 622	2 747 467	615 555	3 916 826
0403101100	Yoghurt in liquid form, incl. condensed form,cont.fruits, nuts, cocoa	50	24 486	9 777	67 792
0403101900	Yoghurt in other form, containing fruits ,nuts, cocoa or flavoring m	3 714	26 965	20 089	110 433
0403109100	Other yoghurt in condensed form	0	40 000	0	37 430
0403109900	Other yoghurt in other form	2 829	48 850	10 552	83 580
0403901000	Buttermilk	375 525	4 804 579	1 412 542	16 430 585
0403909000	Curdled milk and cream, kephir & other fermented milk and cream	29 568	198 381	64 015	404 260
0404101100	Whey, whether/not concentrated/contain add sugar/sweetening,fr	6 116 368	45 974 971	10 744 863	73 884 723
0404101900	Modified whey,whether/not concentr/cont add sugar/sweetening,	2 090 002	13 147 716	4 442 281	28 296 414
0404900000	Oth products consisting of natural milk	140 400	819 087	189 561	1 171 583
0405100000	Butter	767 479	5 285 979	3 921 614	28 719 143
0405200000	Dairy spreads	0	5 604	0	17 164
0405901000	Anhydrous butterfat	104 496	4 167 087	697 168	27 124 933
0405902000	Butter oil	0	88 510	0	628 025
0405903000	Ghee	0	135	0	2 816
0405909000	Other fats and oils derived from milk	84 000	269 166	548 822	1 655 247
0406101000	Fresh (unripened or uncured) cheese, including whey cheese	620 661	7 788 968	2 870 488	34 815 849
0406109000	Fresh (unripened or uncured) curd	0	878	0	101
0406201000	Grated/powdered cheese,in packages of a gross weight exceeding :	13 000	87 891	147 243	698 038
0406209000	Grated/powdered cheese,in packages of a gross weight <= 20 kg	26 200	175 640	169 187	1 011 637
0406300000	Processed cheese,not grated or powdered	470 353	4 079 035	2 534 910	19 848 818
0406400000	Blue veined cheese	0	294	0	2 967
0406900000	Other cheese	41 000	460 269	189 637	2 260 970
0407009900	Other birds' eggs, preserved or cooked	0	3	0	232
0408110000	Egg yolks, dried	21 478	247 546	110 900	1 073 485
0408190000	Egg yolks, other than dried	0	29 259	0	85 350
0408910000	Birds' eggs, not in shell, dried	103 224	545 213	569 735	2 852 440
0408990000	Other birds eggs, not in shell	0	1 354	0	3 490
0409000000	Natural honey	275 043	1 841 293	1 119 069	5 796 579

**I.3. IMPOR MENURUT KOMODITI / IMPORT BY HS COMMODITY**  
**\*\*\* AGUSTUS/AUGUST 2011 \*\*\***

HS	Uraian Komoditi Commodity Description	Berat Bersih / Net Weight (Kg)		Nilai / Value C.I.F (US\$)	
		Bulan ini Current Month	Kumulatif Cum.Jan. to date	Bulan ini Current Month	Kumulatif Cum.Jan. to date
0410009000	Other edible products of animal origin, not elsewhere specified or i	0	1 240	0	55 668
0501000000	Human hair, unworked, whether or not washed or scoured; waste i	3 787	56 214	442 769	4 678 719
0502900000	Badger hair and other brush making hair and waste thereof	63 015	868 999	449 419	5 135 671
0505101000	Duck feathers and down, of a kind used for stuffing	54 910	538 993	2 085 033	15 170 366
0505109000	Feathers and down other than duck, of a kind used for stuffing	0	1 307	0	85 922
0505901000	Duck feathers and down, used other than for stuffing	24 122	210 840	374 129	3 582 410
0505909000	Other skins and parts of birds; powder and wsate of feather or part	416 483	2 165 778	403 718	2 374 546
0506900000	Other bones and horn-cores	0	4	0	20
0507101000	Rhinoceros horns; ivory powder and waste	0	159	0	15 717
0508001000	Coral&similar material,unworked/simplely prepared but not otherwi	0	3 100	0	60 950
0508002000	Shells of molluscs, crustaceans/echino derms,unworked/simplely pre	20 988	33 919	68 027	112 746
0508009000	Cuttle-bone,unworked/simplely prepared not cut to shape,powder&	0	95 330	0	46 671
0511100000	Bovine semen	0	162	0	140 353
0511912000	Roes	0	400	0	1 508
0511913000	Artemia egg (brine shrimp egg)	0	64 297	0	1 215 414
0511919000	Oth.product of fish or crustaceans, moluscs or oth.aqua invertabral	105 979	532 232	152 548	733 619
0511991100	Semen of swine, sheep or goats	120	360	12 697	36 284
0511999000	Other animal products not elsewhere specified or included	275 877	2 825 253	229 735	2 420 126
0601100000	Bulbs, tubers, tuberous roots, corms, crowns & rhizomes, dormant	20 210	176 715	12 497	154 031
0601209000	Bulbs,tubers,tuberous roots, corms crowns & rhizomes, in growth o	8 455	121 611	11 201	258 926
0602101000	Orchid cuttings and slips, unrooted	0	1 005	0	1 139
0602109000	Unrooted cutting and slips of oth plants	120	165 813	1 204	79 191
0602400000	Roses, grafted or not	250	890	11 284	38 756
0602902000	Orchid seedlings	0	7 412	0	25 065
0602904000	Budded rubber stumps	0	58	0	2 061
0602909000	Other live plants; mushroom spawn	24 000	159 506	11 906	743 108
0603140000	Chrysanthenums, fresh flowers of a kind suitable for bouquets/orn:	0	2 016	0	35 724
0603900000	Flowers of a suitable for ornamental , dried, dyed, bleached / othw	0	4 298	0	14 334
0604100000	Mosses and lichens	3 150	38 086	11 970	103 665
0604910000	Foliage, branches & oth parts of plants, fresh	0	23 918	0	22 576
0604990000	Foliage, branches & oth parts of plants, other than fresh	0	54	0	117
0701100000	Potatoes seed, fresh or chilled,	28 120	1 911 120	44 914	1 837 589
0701900000	Potatoes, other than seed , fresh or chilled	11 592 769	38 976 597	6 716 067	24 249 358
0702000000	Tomatoes, fresh or chilled	1 658	17 837	8 051	74 132
0703101900	Onions,fresh/chilled,oth.than bulbs for propagation	2 337 087	52 979 504	976 350	22 973 684
0703102100	Shallots bulbs for propagation fresh or chilled	100 000	4 086 360	48 000	1 922 195
0703102900	Shallots,fresh/chilled,oth than bulbs for propagation	2 152 144	147 845 496	1 144 379	71 147 362
0703209000	Garlic,fresh/chilled, oth than bulbs for propagation	83 228 003	322 626 608	47 553 949	219 094 113
0703909000	Leeks & oth.alliaceous, fresh/chilled oth than bulbs for propagator	44 376	404 757	76 327	563 540
0704101000	Cauliflowers, fresh or chilled	20 612	174 589	28 123	197 346
0704102000	Headed broccoli, fresh or chilled	56 177	566 350	86 631	684 068
0704200000	Brussels sprouts, fresh or chilled	26	150	105	674
0704901000	Cabbages, fresh or chilled	57 493	381 738	23 977	524 215
0704909000	Kohlrabi, kale and similar edible brassicas, fresh or chilled	21 054	158 684	22 166	294 099
0705110000	Cabbage lettuce (head lettuce), fresh or chilled	6 024	51 690	12 218	103 029
0705190000	Other lettuce, fresh or chilled	2 944	29 969	3 577	27 994
0705290000	Other chicory, fresh or chilled	0	6 506	0	2 317
0706101000	Carrots, fresh or chilled	2 178 139	24 899 042	1 162 892	12 836 281
0706102000	Turnips, fresh or chilled	0	8	0	36
0706900000	Salad beetroot,salsify,celeriac,radish and similar edible roots,fresh/	62	4 932	286	6 771
0707000000	Cucumbers and gherkins, fresh/chilled	3 714	19 498	6 667	35 429
0708100000	Peas (pisum sativum), fresh/chilled	66 151	7 988 834	43 767	3 111 059
0708200000	Beans (vigna spp., phaseolus spp.), fresh or chilled	23 000	92 000	31 970	133 400
0708900000	Other leguminous vegetables, fresh or chilled	37 617	81 449	41 793	104 675
0709200000	Asparagus, fresh or chilled	354	3 154	484	4 538
0709400000	Celery oth than celeriac,fresh/chilled	1 916	38 533	3 867	90 469
0709510000	Mushrooms of the genus agaricus, fresh or chilled	67 608	299 370	121 658	440 760
0709590000	Other mushrooms, fresh or chilled	10 093	379 679	11 922	550 978
0709601000	Chillies, other than giant chillies, fresh or chilled	94 885	4 939 239	82 984	4 643 286
0709609000	Other fruits of the genus capsicum or of the genus pimenta, fresh c	41 679	2 149 057	112 764	1 914 871
0709700000	Spinach, new zealand spinach & orache spinach, fresh or chilled	1 594	10 241	1 912	14 811
0709909000	Other vegetables, fresh or chilled	96 335	954 496	108 202	1 063 454
0710100000	Potatoes, frozen	1 023 520	8 712 657	811 069	5 931 484
0710210000	Peas (pisum sativum), frozen	94 574	1 602 899	92 856	903 502
0710290000	Other leguminous vegetable, frozen	94 333	572 830	111 007	670 949
0710300000	Spinach,new zealand spinach and orache spinach (garden spinach),	3 272	20 436	10 116	62 747
0710400000	Sweet corn, frozen	71 741	726 757	90 665	821 994
0710800000	Other vegetables, frozen	37 873	711 106	88 324	714 419
0710900000	Mixtures of vegetables, frozen	97 303	622 615	117 357	645 111
0711201000	Olives, preserved by sulphur dioxide gas	0	1	0	28
0711209000	Olives, preserved in other preservation	0	5 590	0	40 809
0711409000	Cucumber and gherkins, preserved in other preservation	0	8 858	0	7 844
0711519000	Mushrooms of the genus agaricus preserved in other preservation	0	3 996	0	1 908
0711599000	Other mushrooms and truffles preserved in other preservation	0	1 508	0	4 450
0711901000	Sweet corn, provisionally preserved	0	23 266	0	133 871

**I.3. IMPOR MENURUT KOMODITI / IMPORT BY HS COMMODITY**  
**\*\*\* AGUSTUS/AUGUST 2011 \*\*\***

HS	Uraian Komoditi Commodity Description	Berat Bersih / Net Weight (Kg)		Nilai / Value C.I.F (US\$)	
		Bulan ini Current Month	Kumulatif Cum.Jan. to date	Bulan ini Current Month	Kumulatif Cum.Jan. to date
0711902000	Chillies, provisionally preserved	96 000	758 542	88 320	755 221
0711903000	Capers, provisionally preserved	0	1 026	0	5 293
0711909000	Oth vegetables, mixtures of vegetables provisionally preserved	216 630	1 031 730	189 322	924 546
0712200000	Onios, dried, whole, cut, sliced ,broken/in powder, but not further	274 108	2 522 069	778 875	7 275 564
0712310000	Mushrooms (genus agaricus), dried,whole ,broken/in powder, but n	6 747	10 649	16 539	45 115
0712320000	Wood ears (auricularia spp.),dried,whole ,broken/in powder, but n	26 253	201 728	30 210	223 503
0712330000	Jelly fungi (tremella spp.),dried,whole, cut, broken/in powder,but n	3 880	23 480	4 268	26 203
0712391000	Truffles, dried, whole, cut, sliced ,broken/in powder, but not furthe	9 248	100 430	15 531	256 695
0712392000	Shiitake(dong-gu),dried,whole,cut,sliced ,broken/in powder, but nc	512	5 523	677	12 028
0712399000	Other mushrooms, dried, whole,cut,sliced ,broken/in powder, but r	72 302	400 831	168 612	917 203
0712901000	Garlic, whole, cut, sliced ,broken/in powder, but not further prep	437 854	2 023 753	453 553	3 514 236
0712909000	Other vegetables/mixtures of vegetables whole, cut, sliced, but not	341 244	1 804 438	401 092	2 767 392
0713101000	Peas, dried, for sowing	0	5 587	0	22 456
0713109000	Peas, dried, other than for sowing	26 000	6 741 480	9 360	2 479 575
0713209000	Chickpeas(garbanzos), dried, other than for sowing	0	651 730	0	230 929
0713319000	Beans (vigna mungo hepper/vigna radiata wilczek), dried, other tha	5 330 902	56 158 811	4 335 870	51 101 193
0713329000	Small red(adzuki) beans(phaseolus/vigna) dried, other than for sow	0	114 459	0	118 689
0713331000	Kidney beans, including white pea beans (phaseolus vulgaris),dried	0	1 381	0	4 174
0713339000	Kidney beans, including white pea beans dried, other than for sowi	966 175	7 303 406	377 632	3 064 068
0713399000	Other beans,dried,other than for sowing	410 120	2 814 908	306 543	2 010 924
0713409000	Lentils, dried, other than for sowing	0	1 143	0	3 877
0713501000	Broad beans & horse beans, dried, for sowing	0	117 640	0	68 927
0713509000	Broad beans & horse beans, dried, other than for sowing	440 198	9 176 284	285 682	6 000 066
0713901000	Other dried leguminous vegetables, for sowing	0	2 000	0	30 000
0713909000	Other dried leguminous vegetables, other than for sowing	239 165	4 371 612	222 088	3 396 786
0714109000	Manioc (cassava), in other form	0	5 648	0	21 915
0714200000	Sweet potatoes	1 715	14 285	4 100	27 103
0714909000	Arrowroot, salep, jerusalem artichokes, & similar roots/tubers with	2 764	6 136 094	3 165	3 572 960
0801110000	Coconuts, desiccated, fresh or dried	113	40 873	636	112 028
0801190000	Coconuts, other than desiccated fresh or dried	52 122	562 095	50 381	454 007
0801220000	Brazil nuts, shelled, fresh or dried	0	5 432	0	19 791
0801310000	Cashew nuts, in shell, fresh or dried	0	3 798 105	0	5 476 354
0801320000	Cashew nuts, shelled, fresh or dried	63 504	770 408	544 500	5 466 795
0802110000	Almonds, in shell, fresh or dried	0	2 219	0	13 594
0802120000	Almonds, shelled, fresh or dried	24 401	452 552	160 753	2 391 913
0802220000	Hazelnut/filberts, shelled, fresh/dried	1 351	4 611	14 201	42 980
0802320000	Walnuts, shelled, fresh or dried	757	17 374	7 228	151 722
0802400000	Chestnuts (castanea spp.), fresh/dried ,whether or not,shelled or p	7 884	48 977	9 906	61 199
0802500000	Pictachios, fresh or dried	2 666	49 410	28 019	67 281
0802600000	Macadamia nuts,fresh or dried ,whether or not,shelled or peeled	1 519	3 627	15 961	38 011
0802901000	Areca nuts, fresh or dried	0	11 202	0	7 844
0802909000	Other nuts, fresh or dried	2 799	60 365	13 259	265 133
0803001000	Pisang mas, pisang rastali, pisang berangan & pisang embun, fresh/	131 470	964 358	54 650	365 069
0803009000	Other bananas, including plantains, fresh or dried.	6 335	316 593	7 604	268 366
0804100000	Dates, fresh or dried	631 654	14 839 503	729 394	16 069 127
0804200000	Figs, fresh or dried	0	3 217	0	13 260
0804300000	Pineapples, fresh or dried	2 741	22 677	2 046	12 605
0804400000	Avocados, fresh or dried	9 683	12 681	10 104	17 646
0804501000	Guavas	2 272	36 508	2 374	42 179
0804502000	Mangoes	11 412	976 729	7 586	791 689
0804503000	Mangoesteens	2 877	18 978	2 651	14 016
0805100010	Oranges, fresh	2 495 038	25 040 654	1 918 457	19 041 531
0805200000	Mandarin (incl. tangerines & satsumas), & similar citrus hybrids, fre	5 184 835	135 592 321	4 060 362	121 633 199
0805400000	Grapefruit, including pomelos fresh or dried	34 359	179 844	30 780	159 407
0805500000	Lemons and limes, fresh or dried	242 846	1 031 872	238 169	1 020 741
0805900000	Other citrus fruit, fresh or dried	9 285	78 166	10 922	95 480
0806100000	Grapes, fresh	8 117 074	36 307 608	15 492 034	74 943 260
0806200000	Grapes, dried	152 659	1 593 495	438 824	3 136 345
0807110000	Watermelons, fresh	136 790	677 240	79 371	373 680
0807190000	Other melons, fresh	106 340	325 687	111 614	336 357
0807209000	Other papaws (papayas), fresh	24 048	235 065	13 135	118 418
0808100000	Apples, fresh	23 978 676	147 387 316	21 016 094	129 949 460
0808200000	Pears and quinces, fresh	13 076 170	96 053 341	10 259 575	76 600 917
0809100000	Apricots, fresh	0	77	0	324
0809200000	Cherries, fresh	0	4 849	0	17 929
0809300000	Peaches, including nectarines, fresh	87	523	89	1 020
0809400000	Plums and sloes, fresh	17 019	74 591	25 753	105 098
0810100000	Strawberries, fresh	44 103	165 165	113 440	363 219
0810200000	Raspberries, blackberries, mulberries, loganberries, fresh	0	149	0	742
0810400000	Cranberries, bilberries & other fruits of the genus vaccinium, fresh	0	12 038	0	58 020
0810500000	Kiwi fruit, fresh	460 915	2 404 972	931 593	4 892 553
0810600000	Durians, fresh	3 199 102	23 912 813	4 312 804	33 671 258
0810901000	Longans, fresh	26 750 348	67 864 966	31 165 072	79 207 546
0810902000	Lychees, fresh	1 029	579 693	1 183	528 013
0810903000	Rambutan, fresh	1 028	23 961	442	13 737



**I.3. IMPOR MENURUT KOMODITI / IMPORT BY HS COMMODITY**  
**\*\*\* AGUSTUS/AUGUST 2011 \*\*\***

HS	Uraian Komoditi Commodity Description	Berat Bersih / Net Weight (Kg)		Nilai / Value C.I.F (US\$)	
		Bulan ini Current Month	Kumulatif Cum.Jan. to date	Bulan ini Current Month	Kumulatif Cum.Jan. to date
0810904010	Langsat, fresh	5 292	5 292	2 150	2 150
0810904020	Starfruit, fresh	0	1 076	0	334
0810905000	Jackfruits (cempedak and nangka), fresh	3 754	39 919	2 919	30 684
0810906000	Tamarinds, fresh	16 360	980 494	12 278	824 868
0810907000	Mata kucing, frseh	0	612	0	800
0810908000	Black, white or red currants and gooseberries,fresh	1 000	26 036	14 192	116 513
0810909000	Other fruit, fresh	2 378 889	9 909 822	1 959 901	8 350 083
0811100000	Strawberries, uncooked or cooked by steaming or boiling water, frc	28 699	168 177	53 909	292 619
0811200000	Raspberries,blackberries,mulberries, loganberries,currant,goosebei	16 420	37 488	47 514	164 351
0811900000	Other fruit and nuts,uncooked/cooked by steaming or boiling wate	64 703	196 452	197 592	892 763
0812100000	Cherries, provisionally preserved	0	10 901	0	37 037
0812900000	Oth fruit & nut,provisionally preserved	0	39 516	0	136 261
0813100000	Apricots, dried	0	40 995	0	151 975
0813200000	Prunes, dried	0	19 770	0	52 885
0813300000	Apples, dried	0	111	0	1 234
0813402000	Tamarinds, dried	199 670	6 047 741	117 129	2 567 412
0813409000	Other fruit, dried,	50	2 861	5 305	18 355
0813502000	Mixture of which dates/nuts other than cashew nuts/brazil nut pre	62 596	3 364 750	289 912	3 798 902
0814000030	Peel of citrus fruit or melons, watermelons, dried	0	1 551	0	11 812
0901111000	Arabica wib or robusta oib, not roasted not decaffeinated	577 810	8 803 282	1 959 607	23 167 315
0901119000	Oth coffee,not roasted,not decaffeinated	78 400	289 600	194 164	1 218 652
0901129000	Oth coffee, not roasted, decaffeinated	22	6 889	197	58 471
0901211000	Coffee, roasted, not decaffeinated, unground	38 175	259 353	308 001	1 777 836
0901212000	Coffee, roasted, not decaffeinated, ground	1 496	42 669	20 024	353 254
0901221000	Coffee, roasted, decaffeinated,unground	74	906	1 007	12 589
0901222000	Coffee, roasted, decaffeinated, ground	0	334	0	7 342
0901902000	Coffee substitutes containing coffee	0	3 000	0	14 933
0902101000	Green tea (not fermented), in packing <= 3 kg, leaf	0	3	0	6
0902109000	Green tea (not fermented), in packing <= 3 kg, other than leaf	454	35 372	822	103 237
0902201000	Green tea (not fermented), in packing > 3 kg, leaf	372 688	904 414	415 650	1 244 664
0902209000	Green tea (not fermented), in packing > 3 kg, other than leaf	40 502	341 574	186 450	982 001
0902301000	Black tea (fermented),in packing <= 3 kg leaf	775	1 642	5 662	9 971
0902309000	Black tea (fermented),in packing <= 3 kg other than leaf	2 168	26 579	17 136	372 954
0902401000	Black tea (fermented), in packing > 3 kg leaf	667 379	2 892 127	653 680	2 888 547
0902409000	Black tea (fermented), in packing > 3 kg other than leaf	547 736	5 357 833	966 451	9 553 585
0903000000	Mate	0	1	0	2
0904111000	White pepper, neither crushed nor ground	359 066	2 399 981	953 316	3 258 072
0904112000	Black pepper, neither crushed nor ground	30 104	456 666	177 711	2 387 884
0904119000	Other pepper, neither crushed nor ground	0	18 636	0	78 998
0904121000	White pepper, crushed or ground	0	765	0	7 742
0904122000	Black pepper, crushed or ground	466	6 106	4 800	89 691
0904129000	Other pepper, crushed or ground	1 812	8 434	17 575	46 926
0904201000	Chillies, dried	1 211 274	12 744 383	1 076 039	10 697 415
0904202000	Chillies, crushed or ground	85 443	1 700 147	121 703	1 972 775
0904209000	Oth fruits of the genus capsicum/ pimenta, dried or crushed or groi	52 175	573 481	72 542	626 724
0905000010	Vanilla whole	1 000	1 000	27 500	27 500
0905000090	Other vanilla	0	16 353	0	363 851
0906110000	Cinnamon (cinnamomum zeylanicum blume),neither crushed nor g	0	159 500	0	234 238
0906190000	Cinnamon-tree flowers neither crushed nor ground	0	48 925	0	620 816
0906200000	Cinnamon and cinnamon-tree flowers, crushed or ground	440	250 739	7 477	513 179
0907000010	Cloves, whole fruit	2 866 951	7 485 706	68 847 424	158 817 129
0907000020	Cloves, cloves and stems	146 955	329 416	1 648 620	3 020 437
0908100010	Nutmeg, in shell	8 997	24 707	62 028	186 206
0908100020	Nutmeg, shelled	0	26 728	0	286 921
0908300000	Cardamoms	0	21 144	0	62 645
0909101000	Seeds of anise	0	666 313	0	376 861
0909102000	Seeds of badian	0	208	0	13 414
0909200000	Seeds of coriander	381 592	7 924 894	159 258	2 771 918
0909300000	Seeds of cumin	92 427	738 721	149 088	891 639
0909400000	Seeds of caraway	97 418	3 095 937	98 726	2 789 327
0909500000	Seeds of fennel or juniper berries	65 938	381 245	27 953	131 723
0910100000	Ginger	1 638 217	7 598 314	1 332 102	6 186 569
0910200000	Saffron	0	2 357	0	12 502
0910300000	Turmeric (curcuma)	43 965	256 265	15 758	270 007
0910910000	Mixtures of spices	22 669	35 651	170 118	273 848
0910991000	Thyme; bay leaves	247	3 063	4 052	28 432
0910992000	Curry	23 020	60 228	9 592	35 545
0910999000	Other spices	48 548	491 844	33 965	359 246
1001100000	Durum wheat	1 061 130	4 240 240	349 523	1 377 796
1001901100	Meslin, for human consumption	0	90 175 133	0	22 524 693
1001901900	Other wheat, for human consumption	588 611 065	3 931 618 094	239 657 324	1 559 891 675
1001909900	Other wheat, not for human consumption	1 275 000	24 298 352	401 177	7 781 251
1004000000	Oats	25 305	262 050	24 626	208 606
1005100000	Maize (corn), seeds	161 636	3 965 324	392 950	5 623 670
1005901000	Popcorn	329 523	57 873 538	155 396	19 192 181

**I.3. IMPOR MENURUT KOMODITI / IMPORT BY HS COMMODITY**  
**\*\*\* AGUSTUS/AUGUST 2011 \*\*\***

HS	Uraian Komoditi Commodity Description	Berat Bersih / Net Weight (Kg)		Nilai / Value C.I.F (US\$)	
		Bulan ini Current Month	Kumulatif Cum.Jan. to date	Bulan ini Current Month	Kumulatif Cum.Jan. to date
1005909000	Maize (corn), other than seeds	181 032 215	2 544 560 771	59 789 840	812 736 561
1006100000	-rice in the husk (paddy or rough)	0	2 523 558	0	8 735 446
1006301500	Thai hom mali rice	249 360	4 749 360	250 148	2 455 148
1006301900	Fragrant rice, broken > 25% semi-milled or wholly milled rice	1 365 215	9 586 546	666 789	5 147 023
1006302000	Parboiled rice, semi-milled or wholly milled rice	0	59 000	0	76 800
1006303000	Glutinous rice (pulot), semi-milled or wholly milled rice	28 005 623	119 748 543	19 522 505	87 338 620
1006309000	Other milled rice, whether/not polished or glazed	0	1 266 481 497	0	652 147 076
1006400000	Broken rice	24 893 148	219 462 683	11 789 687	105 336 707
1008200000	Millet	749 894	8 908 292	255 603	3 055 023
1008300000	Canary seed	281 611	1 187 398	180 767	756 849
1008900000	Other cereals	132 793	286 208	74 081	182 615
1101001000	Wheat flour	55 183 172	433 428 798	25 119 606	181 961 340
1102100000	Rye flour	0	7 145	0	17 990
1102200000	Maize (corn) flour	39 000	120 519	20 943	68 846
1102900090	Other cereal flours	620 945	4 638 454	260 729	1 907 553
1103112000	Groats and meals of durum or hard wheat semolina	0	723	0	3 709
1103119000	Other groats and meals of wheat	826 779	3 763 632	436 468	1 815 934
1103130000	Groats and meals of maize (corn)	37	63 857	559	33 516
1103192000	Groats and meals of rice	0	2	0	2
1103199000	Groats and meals of other cereals	0	249	0	2 019
1103200000	Cereal pellets	0	55 599	0	38 767
1104120000	Rolled/flaked grains of oats	277 721	3 122 188	265 452	2 845 590
1104191000	Rolled/flaked grains of maize (corn)	0	40 145	0	19 800
1104199000	Rolled/flaked grains of other cereals	0	1 000 450	0	789 850
1104220000	Other worked grains of oats	0	1 814	0	5 897
1104230000	Other worked grains of maize (corn)	18 000	272 959	15 600	241 796
1104292000	Other worked grains of barley	0	56	0	488
1104299000	Other worked grains of other cereals	1 479 620	11 457 923	568 068	4 404 228
1104300000	Germ of cereals, whole, rolled, flaked or ground	42 070	499 572	13 462	138 651
1105100000	Flour, meal and powder of potatoes	20 265	117 888	50 736	246 469
1105200000	Flakes, granules and pellets of potatoes	50 400	2 232 462	78 120	3 245 101
1106201000	Flour, meal & powder of manioc (cassava)	0	40 784	0	44 403
1106202100	Meal of sago	42	208	289	1 413
1106202900	Flour and powder of sago	0	21 000	0	2 533
1106300000	Flour,meal and powder of the dried leguminous vegetables of prod	28 438	193 357	105 111	926 192
1107100000	Malt, not roasted	2 430 740	14 289 247	1 395 187	8 364 605
1107200000	Malt, roasted	12 000	452 819	9 932	311 931
1108110000	Wheat starch	131 811	838 749	66 168	498 178
1108120000	Maize (corn) starch	6 396 814	75 643 816	3 434 963	39 313 872
1108130000	Potato starch	338 975	5 845 030	455 557	6 274 198
1108140000	Manioc (cassava) starch	43 547 225	141 570 598	21 349 505	74 845 535
1108191000	Sago starch	0	499 800	0	397 291
1108199000	Other starches	54 000	10 098 586	65 044	6 630 035
1108200000	Inulin	254 824	2 543 007	898 298	8 726 642
1109000000	Wheat gluten, whether or not dried	361 500	2 266 207	212 233	1 776 447
1201001000	Soya beans, whether or not broken, suitable for sowing	59 999	474 251	27 151	228 634
1201009000	Other soya beans, whether or not broken	211 960 902	1 416 647 734	128 740 731	851 105 306
1202109000	Oth ground nuts, not roasted/otherwise cooked, in shell	12 662 844	94 774 561	11 358 261	89 465 804
1202200000	Ground nuts, shelled	7 766 127	92 475 285	8 217 254	98 879 644
1203000000	Copra	1 385	14 803	232	1 940
1204000000	Linseed, whether or not broken.	0	72 858	0	51 296
1205100000	Low erucic acid rape or colza seeds whether or not broken	0	1 706	0	8 477
1205900000	Other rape or colza seeds whether or not broken	4 703	21 100	6 154	27 387
1206000000	Sunflower seeds, whether or not broken	882 243	9 520 082	290 892	4 024 128
1207200000	Cotton seeds, whether or not broken	0	18 000	0	29 700
1207400000	Sesamum seeds, whether or not broken	1 121 034	6 741 646	602 353	3 942 692
1207910000	Poppy seeds, whether or not broken	16	95	286	1 234
1207992000	Palm nuts and kernels whether or not broken	4 852	51 155	775 291	1 847 413
1207993000	Safflower seeds whether or not broken	0	14 367	0	20 121
1207999000	Other oil seeds & oleaginous fruits, whether or not broken	24 001	103 573	13 733	483 205
1208100000	Flours and meals of soya beans	294 800	4 362 652	169 970	2 301 156
1208900000	Flours&meal of oth oil seed/oleaginous fruits, other than those of r	0	15 622	0	24 155
1209210000	Lucerne (alfalfa) seed, of a kind used for sowing	0	1 037	0	7 491
1209250000	Rye grass(lolium multiflorum lam,lolium perenne l.) seed, kind usec	0	441 341	0	134 843
1209290000	Other seeds of forage plants, of a kind used for sowing	22 293	107 051	30 756	635 398
1209300000	Seeds of herbaceous plants cultivated principally for their flowers	0	425	0	6 624
1209910000	Vegetable seeds,of a kind used for sowing	45 877	232 915	532 872	4 721 924
1209991000	Rubber seeds, kenaf seeds, of a kind used for sowing	0	2	0	13
1209999000	Other seeds of a kind used for sowing	8 510	351 753	18 192	4 835 382
1210200000	Hop cones, ground, powdered or in the form of pellets; lupulin	0	17 052	0	100 227
1211201000	Ginseng roots, cut, crushed/powdered form	1 300	6 183	19 370	172 716
1211209000	Ginseng roots, in other forms	0	6 154	0	5 512
1211901100	Cannabis, in cut, crushed or powdered form, used for pharmacy	0	78 805	0	33 546
1211901300	Rauwolfia serpentina roots used for pharmacy	264 442	1 643 862	498 689	2 879 577
1211901400	Other plants, in cut, crushed or powdered form, used for pharmacy	100 175	839 657	160 279	1 345 139

**I.3. IMPOR MENURUT KOMODITI / IMPORT BY HS COMMODITY**  
**\*\*\* AGUSTUS/AUGUST 2011 \*\*\***

HS	Uraian Komoditi Commodity Description	Berat Bersih / Net Weight (Kg)		Nilai / Value C.I.F (US\$)	
		Bulan ini Current Month	Kumulatif Cum.Jan. to date	Bulan ini Current Month	Kumulatif Cum.Jan. to date
1211901900	Other plants, in other forms used for pharmacy	0	158 564	0	210 662
1211909100	Pyrethrum, in cut, crushed or powdered form	41 748	61 819	29 820	45 919
1211909500	Gaharu wood chips, in cut, crushed or powdered form	5	6 363	110	14 847
1211909600	Liquorice roots, in cut, crushed or powdered form	0	106 268	0	144 950
1211909900	Oth plants, in cut, crushed/powdered form, used for other purpose	50 458	156 350	208 054	645 468
1212201100	Seaweeds & oth algae,fresh,chilled/dried of a kind used in pharmac	1 000	3 563	13 250	90 351
1212201900	Seaweeds & oth algae,fresh,chilled/dried ,used in dyeing,tanning,p	5 460	51 491	38 400	227 228
1212202000	Seaweeds & oth algae,fresh,chilled/dried , for oth,not for human cr	20 000	21 051	15 700	54 277
1212209000	Oth seaweeds & oth algae, fresh, chilled , dried,primarily for humar	2 818	434 146	46 724	808 840
1212910000	Sugar beet	9	17	36	72
1212991900	Sugar cane, not for sowing	0	2 418	0	1 103
1212999000	Other vegetable product, of a kind used primarily for human consu	2 195	601 292	19 276	553 501
1213000000	Cereal straw and husks, unprepared	0	5 200	0	37 025
1214100000	Lucerne (alfalfa) meal and pellets	17 504	991 218	4 495	338 247
1214900000	Other forage products, whether/not in the form of pellets.	30 680	125 910	14 181	83 465
1301200000	Gum arabic	3 450	143 700	20 948	743 479
1301901000	Gum benjamin	128 556	306 241	359 551	896 978
1301902000	Gum damar	81 000	581 632	154 777	1 334 494
1301903000	Cannabis resin	13	27	451	611
1301909000	Other gum and resin	36 369	392 256	356 082	2 666 044
1302119000	Other opium, whether or not modified	0	2 367	0	9 761
1302120000	Saps and extracts of liquorice, whether or not modified	77 826	494 710	575 920	3 606 751
1302130000	Saps and extracts of hops, whether or not modified	0	12 043	0	344 571
1302193000	Other medicinal extracts derived from vegetable products	6 606	76 500	566 831	3 535 672
1302194000	Vegetable saps,extracts of pyrethrum or of the root of plants cont r	2 000	6 263	6 299	28 669
1302195000	Japan (or chinese) lacquer (natural lacquer)	0	1 000	0	3 904
1302199000	Other saps and extracts of vegetable	88 515	818 356	1 087 322	9 712 052
1302200000	Pectic substances, pectinates & pectates	18 915	165 744	213 522	1 858 089
1302310000	Agar-agar	98 304	644 283	494 303	2 815 467
1302320000	Mucilages & thickeners,whether or not modified, derived from locu	349 143	2 249 203	1 071 726	6 538 928
1302391000	Carageenan	52 407	958 691	300 994	6 556 827
1302399000	Mucilages & thickeners,whether or not modified,derived from vege	84 839	700 052	556 708	6 741 753
1401100000	Bamboos used primarily for plaiting	1 722	368 199	37 672	253 099
1401200000	Rattans, used primarily for plaiting	3	9 454	28	26 237
1401900000	Other vegetable material used primarily for plaiting	0	12 377	0	55 300
1404200000	Cotton linters	0	18 375	0	21 414
1404909000	Other vegetable products not elsewhere specified or included	0	564 401	0	473 067
1502001100	Edible tallow of bovine animals, sheep or goats, other	0	5 040	0	601 365
1502001900	Unedible tallow of bovine animal, sheep or goats, other	0	77 930	0	156 399
1502009900	Unedible fats other than tallow of bovine animals, sheep or goats, c	38 000	273 548	24 700	184 053
1504101000	Fish-liver oils and their fractions, fit for human consumption	720	17 990	72 037	166 836
1504109000	Fish-liver oils and their fractions, unfit for human consumption	7 600	440 584	35 674	721 452
1504201000	Fats & oil of fish, not liver oils solid fraction, not chemically modifi	92 759	1 109 279	881 470	5 439 247
1504209000	Fats & oil of fish, not liver oils other fraction, not chemically modifi	456 580	4 390 613	895 110	10 550 850
1505001000	Lanolin	15 000	54 724	108 750	403 648
1505009000	Other wool grease and fatty substances derived therefrom	2 044	18 766	21 220	115 109
1506000000	Other animal fats and oils, and their fractions, not chemically modii	1 214	89 488	7 191	185 637
1507100000	Crude oil of soya bean, whether or not degummed	0	1 910	0	3 815
1507901000	Refined oil of soya bean	85 233	1 035 288	126 844	1 540 237
1507902000	Fraction of unrefined soya-bean oil	1 292 327	8 392 207	2 013 101	13 091 692
1507909000	Other soya bean oil and its fractions	75 929	2 600 530	137 249	3 954 305
1508901900	Other than solid fractions of unrefined ground-nut oil,not chemical	1	1	102	102
1508909900	Other ground-nut oil,oth than solid fractions, not chemically modifi	2	14 268	103	48 478
1509101000	Virgin olive oil, in packing of net weight <=30 kg	18 282	128 176	73 025	557 505
1509109000	Virgin olive oil, in packing of net weight >30 kg	16 788	172 225	91 482	704 603
1509901100	Refined olive oil, in packing of net weight <=30 kg	0	2 498	0	10 856
1509902100	Fractions of unrefined olive oil, in packing of net weight <=30 kg	0	5 597	0	19 218
1509909100	Other olive oil, whether/not refined, in packing of net weight <=30	0	5 934	0	22 442
1509909900	Other olive oil, whether/not refined, in packing of net weight >30 k	21 598	124 657	68 215	472 775
1510009200	Fraction of unrefined oil, obtained solely from olives	1 046	2 788	1 845	5 632
1510009900	Oth oils, obtained solely from olives, not chemically modified	987	10 621	2 403	28 900
1511100000	Crude palm oil	7	22 999 374	67	24 506 004
1511909010	Palm oil, refined, bleached & deodor ised (rbd)	26 000	182 911	31 980	271 275
1511909020	Olein, refined, bleached & deodor ised (rbd)	0	2 280	0	4 697
1511909030	Stearin, refined, bleached & deodor ised (rbd)	14 344	28 636	15 000	29 250
1511909090	Other palm oil and its fractions, not chemically modified	1	3 876	2	9 124
1512110000	Crude oil of sunflower seed/safflower	0	15	0	669
1512191000	Refined oil of sunflower-seed/safflower	19	87 848	2	258 857
1512192000	Fraction of unrefined sunflower-seed or safflower oil	166 663	1 355 398	330 603	2 617 797
1512199000	Other fractions of sunflower-seed/saf flower, but not chemically m	5 538	71 102	7 391	168 877
1512299000	Other fractions of cotton seed oil, not chemically modified	0	475	0	2 087
1513191000	Coconut oil, refined	0	22 000	0	59 620
1513192000	Fraction of unrefined coconut(copra) oil	390	585	2 315	5 101
1513199000	Coconut oil, refined, bleached & deo dorised (rbd)	118	16 354	389	20 676
1513210000	Crude oil of palm kernel or babassu	0	6	0	157

**I.3. IMPOR MENURUT KOMODITI / IMPORT BY HS COMMODITY**  
**\*\*\* AGUSTUS/AUGUST 2011 \*\*\***

HS	Uraian Komoditi Commodity Description	Berat Bersih / Net Weight (Kg)		Nilai / Value C.I.F (US\$)	
		Bulan ini Current Month	Kumulatif Cum.Jan. to date	Bulan ini Current Month	Kumulatif Cum.Jan. to date
1513291100	Solid fract, not chemically modified,of unrefine palm kernel stearin	20 000	720 000	36 100	1 734 600
1513292100	Solid fract, not chemically modified,of refine palm kernel stearin/b:	0	260 000	0	630 600
1513299900	Other fractions of palm kernel oil or, babassu oil, not chemically m	1 237	62 613	1 898	146 397
1514110000	Crude oil of low erucid acid rape or colza	26 694	87 999	32 457	100 396
1514191000	Low erucic acid rape/colza oil, refined	0	7 470	0	15 805
1514192000	Fraction of unrefined low erucic acid rape or colza oil	113 264	477 545	183 635	793 790
1514199000	Oth fraction of low acid rape/colza oil not chemically modified	6 222	240 188	15 756	474 669
1514911000	Crude oil of oth rape/colza oil & its fractions	4 429	8 817	144 974	258 149
1514919000	Crude oil of mustard	0	1	0	78
1514999100	Oth fractions of rape or colza oil	0	576 923	0	860 045
1514999900	Oth fractions of mustard oil	0	111 885	0	124 879
1515110000	Crude oil of linseed	0	30 400	0	95 000
1515190000	Other linseed oil and its fractions	151 999	1 859 291	282 840	3 162 661
1515210000	Crude oil of maize (corn)	10 047	29 143	20 300	76 473
1515291900	Oth fractions, not chemically modified of unrefined maize (corn) oil	12 607	74 765	20 680	131 530
1515299100	Solid fraction, not chemically modified of refined maize (corn) oil	0	76 608	0	123 071
1515299900	Oth fractions, not chemically modified of refined maize (corn) oil	30 456	423 546	71 109	904 402
1515301000	Crude oil of castor	1 773	229 564	11 520	538 091
1515309000	Other castor oil and its fractions	96 462	1 039 061	241 485	2 758 935
1515502000	Fraction of unrefined sesame oil	361	825	3 023	7 533
1515509000	Fraction of refined sesame oil	17 406	320 204	33 255	820 734
1515901100	Crude oil of tengkawang	0	4	0	10
1515901200	Fraction of unrefined tengkawang oil	35	2 453	490	20 689
1515901900	Fraction of refined tengkawang oil	96	1 111	1 789	8 194
1515909100	Crude oil of other fixed vegetable fats and oils	19 680	141 928	22 317	130 005
1515909200	Fraction of other fixed vegetable fats and oils, unrefined	0	727	0	4 942
1515909900	Other fixed vegetable fats and oils and their fractions	62 526	377 455	236 252	1 516 481
1516101000	Animal fats & oils and their fractions, in packing net weight >=10 kg	0	143 000	0	356 240
1516201100	Re-esterified fats & oils of soya bean and its fraction	32 200	246 572	119 878	598 906
1516201200	Re-esterified of crude palm oil and its fraction	727 501	2 396 482	1 229 320	4 697 984
1516201300	Re-esterified fats & of palm oil, other crude and its fraction	15 000	530 843	20 625	969 435
1516201400	Re-esterified fats & oils of coconut and its fraction	481 230	3 671 963	1 045 461	6 338 019
1516201800	Re-esterified fats & oils of olives and its fraction	0	15 079	0	31 110
1516201900	Oth vegetable fat, re-esterified fats & oils and its fraction	10 289	179 940	32 871	350 490
1516202300	Hydrogenated fats in flakes of olives	15 817	84 174	7 788	35 594
1516202900	Other hydrogenated vegetable fats in flakes	424 691	4 387 021	936 820	8 483 886
1516204000	Hydrogenated and refined, bleached and deodorised palm kernel s	403 490	4 720 820	838 308	10 116 584
1516207000	Refined, rbd palm stearin with iodine value not exceeding 48	32 500	125 500	52 339	229 363
1516209100	Oth fat & oils of ground-nuts, palm oil or coconuts	0	482 560	0	544 779
1516209300	Other fat and oils of olives and their fractions	9 791	55 176	78 084	308 342
1516209900	Other vegetable fats and oils and their fractions	100 881	1 787 295	206 968	3 399 029
1517100000	Margarine, excl. liquid margarine	73 815	1 106 965	162 656	2 272 112
1517901000	Imitation ghee	25	22 557	216	25 290
1517902000	Liquid margarine	15 660	372 594	50 132	975 063
1517903000	Mould release preparations	2 501	5 076	5 737	25 465
1517904300	Shortening	5 488	198 995	7 452	301 403
1517905000	Solid mixtures or prep of vegetable fats or oils or of their fractions	18 280	524 134	17 808	737 971
1517906200	Liquid mixtures or prep of fats/oil, which palm oil predominates	3 101	743 841	8 481	2 120 494
1517906500	Liquid mixtures or prep of fats/oil, which crude palm kernel olein pi	0	1	0	2
1517906700	Liquid mixtures or prep of fats/oil, which soya-bean oil predominat	0	2 110	0	5 530
1517906800	Liquid mixtures or prep of fats/oil, which illipenut oil predominates	0	30 000	0	71 000
1517906900	Liquid mixtures or prep of fats/oil, which oth vegetable oil predomi	9 857	226 662	26 376	433 226
1517909000	Oth edible mixtures or prep of animal or vegetable fats or oils	409 639	1 511 971	1 168 811	11 506 553
1518001200	Animal fats and oils, boiled, oxidised, dehydrated,sulphurised,blow	0	132 480	0	181 532
1518001400	Ground-nut,soya-bean, palm/coconut oil polymerised,or oth chemi	164 994	1 500 405	285 780	2 729 512
1518001500	Linseed oil&its fract,boiled,oxidised, dehydrated,sulphurised,blowr	0	24 679	0	44 118
1518001600	Olive oil&its fract,boiled, oxidised, dehydrated,sulphurised,blown,r	30 015	115 308	71 608	440 341
1518001900	Oth animal/vegetable fat & oils, boiled ,dehydrate,sulphurise,blowr	279 970	1 603 800	310 854	2 076 248
1518002000	Inedible mixtures/preparation of animal fats or oils or of different f	64 000	835 884	112 800	1 504 654
1518003100	Inedible mixtures/preparations of palm oil (including palm kernels)	118	3 345	607	14 610
1518003200	Inedible mixtures/preparations of ground-nuts, soya-beans or coco	32 020	633 771	55 396	1 209 618
1518003300	Inedible mixtures/preparation of linseed	0	15 200	0	28 880
1518003900	Inedible mixtures or preparate of other vegetable fats or oils	115 399	1 076 711	397 165	3 268 177
1518006000	Inedible mixture & preparate of animal or vegetable fats or oils	4 431	70 249	18 322	300 986
1520001000	Glycerol, crude	3 825	4 416 505	4 096	1 589 717
1520009000	Glycerol waters and glycerol lyes	328	7 764 572	1 942	1 444 726
1521100000	Vegetable waxes(oth.than triglycerides) whether or not refined or (	22 481	229 998	58 423	1 289 669
1521901000	Bee wax and other insect waxes, whether or not refined or colored	0	6 000	0	38 352
1521902000	Spermaceti, whether or not refined or colored	0	14 180	0	57 457
1522009000	Residues resulting f/the treatment of fatty substan.or animal/veget	1 765	16 612	2 899	27 201
1601000011	Sausage containing pork	0	30 011	0	110 945
1601000090	Other sausages and similar products of meat, meat offal or blood	20 895	96 357	38 002	201 629
1602109000	Prepared or preserved meat, or blood cont both pork, in airtight co	0	11 031	0	13 140
1602411000	Hams and cuts thereof of swine, in airtight containers	0	5 346	0	6 330
1602421000	Shoulders and cuts thereof of swine in airtight containers	0	26 527	0	31 540

**I.3. IMPOR MENURUT KOMODITI / IMPORT BY HS COMMODITY**  
**\*\*\* AGUSTUS/AUGUST 2011 \*\*\***

HS	Uraian Komoditi Commodity Description	Berat Bersih / Net Weight (Kg)		Nilai / Value C.I.F (US\$)	
		Bulan ini Current Month	Kumulatif Cum.Jan. to date	Bulan ini Current Month	Kumulatif Cum.Jan. to date
1602429000	Shoulders and cuts thereof of swine in other than airtight container	0	23 231	0	27 800
1602491100	Luncheon meat of swine, in airtight containers	0	68 619	0	75 448
1602499900	Oth prepared/preserved meat offal/blood of swine not in airtight c	4 485	63 475	14 648	193 005
1602500000	Other prepared or preserved meat offal or blood of bovine animals	97 428	607 956	539 625	3 188 802
1602909000	Oth prepared/preserved meat offal/blood of any animal	19 900	205 875	16 617	224 600
1603002000	Extract & juice of chicken,without herbs	0	825	0	10 083
1603003000	Extracts/juices of oth meat,fish/crusta molluscs/aquatic invertebr,	18 000	83 129	17 100	143 518
1603009000	Extracts/juices of oth meat,fish/crusta molluscs/aquatic invertebr,v	9	4 846	459	89 447
1604111000	Salmon, prepared/preserved in airtight containers	972	13 298	4 124	182 472
1604131100	Sardines, prepared/preserved in airtight container	26 581	179 830	76 776	475 012
1604131900	Sardines, prepared or preserved in other than airtight containers	0	25 858	0	50 503
1604139900	Sardinella and brisling or sprats,prep/ preserved not in airtight con	0	412	0	941
1604141000	Tunas, skipjack & bonito (sarda spp), prepared/preserved in airtigh	13 108	162 457	56 081	593 462
1604149000	Tunas, skipjack, bonito(sarda spp),prep /preserved not in airtight c	0	39 598	0	180 845
1604151000	Mackerel, prepared or preserved, in airtight containers	29 918	485 613	88 938	1 090 877
1604159000	Mackerel, prepared or preserved, in other than airtight containers	145 225	615 708	147 382	609 468
1604199000	Other fish,whole/in pieces,not minced, prepared/preserved in othe	0	197	0	176
1604202900	Fish sausages in other than airtight containers	5 577	51 489	4 157	34 628
1604209100	Other prepared or preserved fish, in airtight containers	0	352	0	786
1604209900	Oth prepared/preserved fish, in other than airtight containers	44 149	234 123	620 573	1 215 773
1604309000	Caviar and caviar substitutes, prepared/ preserved not in airtight c	504	878	531	984
1605101000	Crabs in airtight containers prepared or preserved	17 168	88 102	277 695	930 000
1605109000	Crabs in other than airtight containers prepared or preserved	716	72 744	748	219 791
1605201100	Shrimps paste in airtight containers prepared or preserved	0	21 128	0	207 274
1605209900	Oth aquatic invertebrata in oth contners , prepared or preserved	7 946	69 175	121 447	628 418
1605909000	Oth crustaceans, molluscs & oth.aquatic invertebrates, prepared or	3 208	22 922	3 404	56 975
1701110010	Cane sugar,icumsa minimal 1200	169 890 000	1 452 921 005	111 048 946	1 022 418 394
1701110090	Cane sugar,icumsa maximal 1200	0	73 100 110	0	41 906 067
1701910000	Cane/beet sugar, added flavour/color	0	8 940 000	0	6 847 400
1701991100	Refined sugar, white	3 109 175	47 596 019	2 728 502	40 736 142
1701999000	Other cane or beet sugar, & chemically pure sucrose, in sold form	16	115 379 102	7 038	88 322 941
1702110000	Lactose and lactose syrup, containing by weight 99% or more lacto	823 640	9 925 869	1 386 334	13 204 313
1702190000	Lactose and lactose syrup, containing by weight less than 99% lact	325 093	2 025 224	641 336	3 559 972
1702200000	Maple sugar and maple syrup	2 223	52 054	5 593	96 154
1702301000	Glucose, containing fructose < 20%	1 290 151	12 009 617	1 108 287	9 884 349
1702302000	Glucose syrup, containing fructose < 20%	4 907 000	53 527 079	2 654 238	25 750 033
1702400000	Glucose and glucose syrup, containing 20% <= fructose < 50%	0	652 180	0	492 084
1702500000	Chemically pure fructose	80 328	1 272 239	103 165	1 662 137
1702601000	Fructose, containing fructose > 50%	46 959	402 995	43 851	281 603
1702602000	Fructose syrup,containing fructose >50%	948 538	8 679 417	452 943	4 916 900
1702901000	Maltose	984 703	5 219 465	724 733	3 994 988
1702902000	Artificial honey, whether or not mixed with natural honey	18 723	217 362	62 742	732 172
1702903000	Flavoured or colored sugars (exluding maltose)	193	3 623	425	10 673
1702904000	Caramel	672 127	2 486 655	666 734	2 651 383
1702909000	Other sugar, incl. invert sugar & sugar syrup blends cont. 50% of fru	853 847	12 350 209	1 282 675	12 472 376
1703101000	Cane molasses containing added flavouring or coloring matter	0	2	0	18
1703109000	Cane molasses not containing added flavouring or coloring matter	0	20 984	0	16 631
1703909000	Oth molasses result from extract/refine sugar,not cont add flavour,	100	23 335 300	13 496	4 253 932
1704100000	Chewing gum,whether or not sugar-coated	86 821	568 251	182 313	2 166 133
1704901000	Medicated sweets	56 220	396 345	292 382	2 222 082
1704902000	White chocolate	11 788	48 037	60 922	277 215
1704909000	Oth sugar confectionery, not cont.cocoa	756 411	5 338 348	2 064 906	14 033 035
1801000000	Cocoa beans, whole or broken,raw/roasted	1 320 541	14 108 589	4 065 200	46 947 001
1802000000	Cocoa shells, husks, skins & oth cocoa waste	52	208 132	853	33 267
1803100000	Cocoa paste, not defatted	24 541	178 075	119 102	820 107
1803200000	Cocoa paste, wholly or partly defatted	473 748	3 946 984	2 189 665	17 618 890
1804000000	Cocoa butter, fat and oil	5 690	26 297	72 726	163 461
1805000000	Cocoa powder, not containing added sugar or other sweetening ma	978 547	6 993 887	4 760 128	32 536 364
1806100000	Cocoa powder,containing added sugar or other sweetening matter	152 440	1 510 613	285 180	1 726 406
1806201000	Chocolate confectionary in blocks, slab or bars, weighing > 2 kg	486 994	2 736 746	2 051 037	12 193 023
1806209000	Oth chocolate & oth food preparations cont. cocoa, weighing > 2 k	33 360	248 458	157 541	1 013 642
1806311000	Chocolate confectionary in blocks,slabs bars, filled, weighing > 2 kg	27 224	131 576	192 211	992 399
1806319000	Oth chocolate & oth food preparations cont. cocoa, filled, weighing	51 695	312 186	677 239	3 754 289
1806321000	Chocolate confectionary in blocks,slabs bars, not filled, weighing >	85 238	375 635	467 690	2 144 404
1806329000	Oth chocolate & oth food preparations cont. cocoa, not filled, weig	60 550	320 289	218 119	934 617
1806901000	Chocolate confectionary in tablets or pastilles	19 112	191 262	113 915	1 161 058
1806902000	Food preparations of flour, meal,starch cont. 40% <= cocoa <50%, r	0	212	0	313
1806909000	Food preparations of flour, meal,starch cont. 40% <= cocoa <50%, f	97 943	492 751	363 337	2 302 083
1901101000	Preparations of malt extract for infant use, put up for retail sale	232	50 560	1 833	142 220
1901102000	Prep for infant use, of goos of heading 0401 to 0404 of malt for inf	26 677	261 489	324 099	3 375 640
1901103000	Preparations of soya bean powder for infant use, put up for retail s	826 849	5 573 224	3 554 865	18 797 794
1901109000	Food preparations of without containing fat for baby	45 535	834 846	170 444	3 094 992
1901201000	Mixes & doughs of flour, groats, meal, starch/malt extract, not con	35 883	282 940	97 837	746 476
1901202000	Mixes & doughs of flour, groats, meal, starch/malt extract, containi	1 487	19 732	3 741	84 038
1901203000	Other mixes and doughs for prep. of bakers wares, not containing c	138 015	691 683	322 326	1 549 864

**I.3. IMPOR MENURUT KOMODITI / IMPORT BY HS COMMODITY**  
**\*\*\* AGUSTUS/AUGUST 2011 \*\*\***

HS	Uraian Komoditi Commodity Description	Berat Bersih / Net Weight (Kg)		Nilai / Value C.I.F (US\$)	
		Bulan ini Current Month	Kumulatif Cum.Jan. to date	Bulan ini Current Month	Kumulatif Cum.Jan. to date
1901204000	Other mixes and doughs for prep. of bakers wares, containing coco	571	8 177	1 376	16 074
1901901000	Infant food prep for lactase deficieny, medical not put up for retail	1	222	84	2 254
1901902000	Malt extract	206 174	2 251 200	266 862	3 319 605
1901903100	Filled milk, prep. of goods of heading 04.01 to 04.04	216 882	1 893 618	1 101 357	9 378 640
1901903900	Oth medical food prep of goods of heading 0401 to 0404	559 735	3 909 798	1 528 555	10 272 983
1901904100	Other soya based preparation, in powder form	0	120 158	0	355 302
1901904900	Other soya based preparations, in other form	1 196 977	8 280 646	2 940 979	18 955 058
1901909010	Kerupuk of shrimps	0	21 690	0	69 837
1901909090	Oth preparation of medical food cont. cocoa	132 357	1 234 613	335 455	3 266 413
1902110000	Uncooked pasta, not stuffed/otherwise prepared, containing eggs	41 502	799 570	48 371	866 292
1902192000	Rice vermicelli (bee hoon)	38 459	275 590	38 245	314 751
1902199000	Oth uncooked pasta, not containing eggs	405 754	3 128 965	480 258	3 766 661
1902201000	Stuffed pasta, whether or not cooked or otherwise prepared	39 626	175 254	158 850	695 440
1902209000	Oth stuffed pasta, whether or not cooked	0	851	0	1 554
1902301000	Instant noodles	7 918	209 571	24 488	538 134
1902302000	Instant rice vermicelli	1 115	19 911	2 554	52 913
1902309000	Other stuffed pasta	314 462	2 274 155	400 881	3 487 942
1902400000	Couscous	502	7 685	1 228	16 876
1903000000	Pearl tapioca, flakes, sefting and substitutes of tapioca	244 251	319 162	141 105	242 259
1904100000	Prepared foods obtained by the swelling or roasting of cereals/cere	288 600	3 238 672	845 332	8 943 840
1904200000	Prepared foods of mixtures of roasted or unroasted cereal flakes pr	36 063	249 061	54 254	485 069
1904901000	Rice preparations, including pre-cooked rice	15 276	72 633	40 201	211 674
1904909000	Oth prepared foods obtained of cereals or cereal products	6 402	178 905	22 781	270 347
1905100000	Crispbread	38 221	126 819	106 583	402 273
1905311000	Sweet biscuits not containing cocoa	159 762	1 485 351	542 391	4 168 099
1905312000	Sweet biscuits containing cocoa	39 188	836 123	183 382	3 711 026
1905320000	Waffles and wafers	258 362	1 796 361	993 959	7 143 999
1905400000	Rusks, toasted bread & similar toasted products	170 847	1 216 509	342 542	1 761 351
1905901000	Unsweetened teething biscuits	0	6 600	0	25 597
1905902000	Other unsweetened biscuits	13 608	30 954	31 642	111 184
1905903000	Cakes	110 827	1 833 489	236 353	2 958 214
1905904000	Pastries	357	47 178	2 805	100 252
1905905000	Bakery products made without flour	0	340	0	2 947
1905908000	Other crisp savoury food products	26 130	240 553	120 051	1 200 576
1905909000	Other baker wares	523 802	3 541 525	1 169 515	7 526 560
2001100000	Cucumbers and gherkins,prepared or pre served by vinegar or acet	3 532	16 916	5 847	22 823
2001901000	Onions, prepared/preserved by vinegar or acetic acid	5 000	66 793	14 397	109 485
2001909000	Oth vegetables,fruit,nuts,edible plant prep/preserve by vinegar/ac	9 452	101 641	9 500	263 630
2002101000	Tomatoes, whole/in pieces,not prepared or preserved by vinegar/a	20 039	189 520	26 704	174 028
2002109000	Oth tomatoes, whole/in pieces,not prep. or preserved by vinegar/a	0	146 826	0	125 558
2002901000	Tomato paste, not prepared or preserved by vinegar or acetic acid	389 795	7 258 339	299 582	6 036 692
2002909000	Other tomatoes, prepared or preserved otherwise than by vinegar/	53 199	303 224	61 477	344 633
2003100000	Mushrooms of the genus agaricus, not prepared/presrved by vineg	73 565	1 582 507	44 972	1 512 735
2003200000	Truffles, not prepared/preserved by vinegar or acetic acid	0	7 279	0	88 099
2003900000	Oth mushrooms, not prepared/preserved by vinegar or acetic acid	0	553 698	0	458 413
2004100000	Potatoes, frozen, not preprd/preserved by vinegar or acetic acid	1 156 887	8 821 359	1 395 313	9 856 104
2004909000	Oth vegetables,frozen,prep/preserved by vinegar/acetic acid	275 146	2 530 001	294 569	2 800 038
2005100000	Homogenised vegetables,not frozen, not prepared/presrved by vin	1 930	15 521	12 596	22 277
2005201000	Potatoes chips & sticks,not frozen, not prepared/presrved by vineg	104 922	659 905	780 001	4 215 489
2005209000	Other potatoes, not frozen, not prep. or preserved by vinegar or ac	537	8 123	3 467	55 042
2005400000	Peas (pisum sativum), not frozen, not prepared/presrved by vinega	1 448	1 182 911	3 960	598 019
2005510000	Beans,shelled, not frozen, not prepared or preserved by vinegar or	26 212	111 421	34 947	156 838
2005590000	Other beans, not frozen, not prepared or preserved by vinegar or a	19 335	273 750	16 163	233 637
2005600000	Asparagus, not frozen, not prepared or preserved by vinegar or ace	42 034	116 103	36 482	95 531
2005700000	Olives, not frozen, not prepared or preserved by vinegar or acetic a	0	4 118	0	13 518
2005800000	Sweet corn(zea mays var.saccharata),not frozen,not prepared by vi	185 997	1 640 036	173 438	1 457 750
2005910000	Vegetables and mixtures of, not frozen,not prepared by vinegar/ac	0	70 214	0	50 387
2005990000	Oth smoked garlic, not frozen vegetable & mixtures of not prep.by	54 732	456 300	333 305	2 189 219
2006000000	Vegetables,fruit,nuts,fruit-peel & oth parts of plants,preserved by s	34 645	165 821	17 556	176 835
2007100000	Jams, fruit jellies, marmalades, fruit or nut, homogenised preparati	54 919	218 266	206 681	745 786
2007910000	Citrus fruit	1 125	30 414	2 951	108 304
2007991000	Fruit grains and pastes other than of mango, pineapples or strawbe	39 900	2 214 595	26 722	2 245 846
2007999000	Fruit grains and pastes of mango, pineapples or strawberries	254 676	1 374 785	278 890	2 548 685
2008111000	Roasted ground nuts, othwise prepared/ preserved	55 218	191 276	136 009	534 314
2008112000	Peanut butter, othwise prepared or preserved	12 408	220 242	39 424	594 109
2008119000	Oth ground nuts, othwise prepared or preserved	25 193	413 728	55 062	724 551
2008191000	Cashew, incl. mixtures,othwise prepared or preserved	2 075	18 498	7 140	83 965
2008199000	Other nuts and seeds, othwise prepared or preserved	52 145	312 069	251 501	1 878 297
2008200000	Pineapples, othwise prepared/preserved	0	3 248	0	3 155
2008301000	Citrus fruit, added sugar/oth.sweetening in or not in airtight contai	181 891	617 007	167 173	657 714
2008309000	Oth citrus fruit, not added sugar/ sweetening in/not in airtight cont	2 583 605	4 953 568	2 514 619	4 844 653
2008401000	Pears, containing added sugar or sweetening matter in airtight con	0	25 306	0	40 537
2008501000	Apricots,containing added sugar / other sweet,matter in/not airtigt	0	7 751	0	14 333
2008601000	Cherries,containing added sugar / other sweet,matter in/not airtigt	29 925	167 015	86 312	415 217
2008609000	Cherries, not containing added sugar/ sweetening, in/not airtight c	0	14 943	0	27 026

**I.3. IMPOR MENURUT KOMODITI / IMPORT BY HS COMMODITY**  
**\*\*\* AGUSTUS/AUGUST 2011 \*\*\***

HS	Uraian Komoditi Commodity Description	Berat Bersih / Net Weight (Kg)		Nilai / Value C.I.F (US\$)	
		Bulan ini Current Month	Kumulatif Cum.Jan. to date	Bulan ini Current Month	Kumulatif Cum.Jan. to date
2008701000	Peaches,containing added sugar or other sweet,matter in/not airtig	24 013	275 798	33 393	392 805
2008801000	Strawberries,containing added sugar/oth sweet,matter in/not airtig	0	1 449	0	4 854
2008809000	Strawberries,not containing added sugar/ sweetening, in/not airtig	0	9 032	0	9 939
2008921000	Mixtures of stems, roots & other edible parts of plant,othwise prep	1 707	13 143	10 756	40 450
2008922000	Mixtures of other edible parts of plant added sugar, in/not airtight	21 991	134 829	34 109	170 705
2008929000	Mixtures of other edible parts of plant not added sugar,in/not airtig	13 398	76 957	26 825	252 006
2008991000	Lychees, othwise prepared or preserved	480 784	1 055 437	346 109	863 078
2008992000	Longans, othwise prepared or preserved	60 770	1 852 007	69 396	1 791 920
2008993000	Stems,roots and oth.edible parts of plants, othwise prepared or pre	8 541	39 031	32 520	123 605
2008994000	Othwise prepared or preserved, added sugar/sweet, in/not airtight	24 060	234 234	30 681	450 603
2008999000	Othwise prepared/preserved, not added sugar/sweet, in/not airtigl	20 936	218 025	36 802	294 139
2009110000	Orange juice, frozen	69 080	2 253 295	160 417	4 786 193
2009120000	Orange juice, not frozen, of a brix value not exceeding 20	129 160	509 882	127 149	506 722
2009190000	Other orange juice	98 657	442 956	131 334	574 907
2009210000	Grapefruit juice, of a brix value not exceeding 20	4 835	21 439	3 097	15 533
2009290000	Other grapefruit juice	28 233	322 953	178 318	1 468 523
2009310000	Juice of any other single citrus fruit, of a brix value not exceeding 2l	890	7 898	9 441	26 400
2009390000	Other juice of any other single citrus fruit	1 857	46 080	2 103	268 112
2009410000	Pineapple juice, of a brix value not exceeding 20	8 221	40 339	7 367	38 564
2009490000	Other pineapple juice	907	79 750	3 331	217 609
2009500000	Tomato juice	33 052	108 091	22 597	85 335
2009610000	Grape juice (including grape must), of a brix value not exceeding 20	59 538	235 511	68 618	298 419
2009690000	Other grape juice (including grape must)	10 331	236 698	36 269	410 601
2009710000	Apple juice, of a brix value not exceeding 20	62 523	271 185	53 078	242 629
2009790000	Other apple juice	42 574	771 116	215 917	1 735 531
2009801000	Blackcurrant juice	0	1 030	0	20 663
2009809000	Other juice of any other single fruit or vegetables	271 226	1 029 050	508 407	1 355 750
2009900000	Mixtures of juices	229 821	2 392 335	296 940	5 196 149
2101111000	Instant coffee	854 584	5 371 224	5 807 739	36 995 192
2101119000	Oth extracts, essences and concentrates of coffee	44 946	499 970	191 298	1 719 658
2101120000	Preparations with a basis of extracts, essences or concentrates of c	123 270	664 268	544 390	2 466 894
2101201000	Extracts,essences,concentrates, of tea or mate & prep. milk powde	33 141	62 923	162 854	323 885
2101209000	Oth.extract,essence,concentrate, of tea or mate & prep. milk powd	140 175	544 490	871 886	3 210 405
2101300000	Roasted chicory&oth.roasted coffee subs titutes,extract,essence&c	272	1 024	2 425	11 764
2102101000	Bread yeasts, active	385 881	3 403 140	941 346	8 341 510
2102109000	Oth.active yeasts	441 700	2 957 208	1 064 148	8 110 831
2102200000	Inactive yeasts; other single-cell micro organisms, dead	332 669	2 477 357	515 396	5 385 363
2102300000	Prepared baking powders	40 675	788 982	50 934	1 509 405
2103100000	Soya sauce sweet, salt and other	623 541	7 184 132	589 503	6 527 465
2103200000	Tomato ketchup and other tomato sauces	37 550	288 593	73 051	506 916
2103300000	Mustard flour & meal & prepared mustard	1 538	391 842	8 122	494 719
2103901000	Chilli sauce	266 790	1 216 306	498 704	2 062 700
2103902000	Mixed condiments and mixed seasonings, including belachan	82 585	619 067	330 718	2 621 495
2103903000	Fish sauce	104 969	800 241	81 184	621 450
2103909000	Other sauces and preparations therefor; mustard flour & meal & pr	796 288	6 095 312	1 957 807	15 975 657
2104101000	Soups and broths & preparation therefor containing meat	12 471	60 113	20 532	125 767
2104109000	Other soups and broths	64 253	309 215	143 236	802 217
2104201000	Homogenised composite food preparations, containing meat	1 623	13 545	1 618	15 591
2104209000	Other homogenised composite food preparations	3 549	34 311	12 187	135 471
2105000000	Ice cream and other edible ice, whether or not containing cocoa	180 821	1 075 750	888 811	4 652 658
2106100000	Protein concentrates and textured protein substances	385 479	4 142 331	616 329	7 105 527
2106901000	Dried bean curd and bean curd sticks	17	26 727	1 749	46 686
2106902000	Flavoured or colored syrups	199 780	1 296 102	488 079	3 696 072
2106903000	Non-dairy creamer	11 953 965	76 837 907	21 804 582	135 206 921
2106904000	Autolysed yeast preparations	9 645	131 869	52 985	721 644
2106905100	Non-alcoholic preparations used as raw material in preparing comp	46 678	206 996	200 145	1 837 858
2106905200	Non-alcoholic composite concentrate for simple dilution to make b	485 449	2 838 320	11 423 081	60 278 823
2106905300	Ginseng based products	1 061	24 987	17 256	164 327
2106905900	Other non-alcoholic preparations use for making beverages	204 960	1 465 797	711 241	5 627 012
2106907000	Preparations vitamins or minerals, medi cal food and oth.food suppl	204 132	2 534 530	4 517 880	43 774 980
2106908000	Other mixtures of chemicals or other substances,kind used for foc	89 626	1 063 354	198 519	2 405 261
2106909100	Food preparations for lactase deficient infants	3 100	81 274	49 030	1 059 174
2106909200	Other medical food	519	16 956	21 780	143 304
2106909300	Other preparations for infant use	0	437	0	14 922
2106909400	Ice cream powder	1 982	29 906	134 769	1 239 223
2106909900	Other food preparations not elsewhere specified or included	761 236	5 815 915	4 827 226	48 357 447
2201100000	Mineral waters and aerated waters	38 345	1 529 485	23 036	1 330 151
2201901000	Ice and snow	6	465	97	1 187
2201909000	Other mineral waters or artificial	0	67 395	0	25 983
2202101000	Sparkling mineral waters and aerated waters, flavoured	1 248 585	4 208 594	730 235	2 051 732
2202109000	Other mineral water, containing added sugar/sweetening or flavour	1 610 925	13 719 448	1 274 379	10 025 003
2202901000	Flavoured uht milk drink	102 057	1 473 374	200 169	2 805 485
2202902000	Soya milk drink	517 752	2 892 001	427 690	2 299 617
2202903000	Non-aerated beverage ready for immediate consumption without c	1 036 051	6 784 943	1 205 807	7 918 584
2202909000	Oth non-alcoholic beverages, excluding fruit or vegetable juices	2 832 795	15 023 699	2 087 497	10 963 106

**I.3. IMPOR MENURUT KOMODITI / IMPORT BY HS COMMODITY**  
**\*\*\* AGUSTUS/AUGUST 2011 \*\*\***

HS	Uraian Komoditi Commodity Description	Berat Bersih / Net Weight (Kg)		Nilai / Value C.I.F (US\$)	
		Bulan ini Current Month	Kumulatif Cum.Jan. to date	Bulan ini Current Month	Kumulatif Cum.Jan. to date
2203009000	Other beer made from malt,including ale	2 100	73 324	16 105	143 097
2204100000	Sparkling wine	0	6 365	0	57 605
2204211100	Wine, in containers <= 2 l, alcoholic strength by volume <= 15%	18 402	176 793	121 554	900 181
2204211200	Wine, in containers <= 2 l, alcoholic strength by volume > 15%	0	4 875	0	37 027
2204212100	Grape must,in container <=2 l,alcoholic strength by volume <= 15%	1 440	6 300	9 833	36 548
2204212200	Grape must,in container <=2 l,alcoholic strength by volume > 15%	0	235	0	2 980
2205102000	Vermouth & oth wine,in container <=2 l, alcoholic strength by volu	122	212	1 260	2 520
2205901000	Vermouth & oth wine,in container > 2 l, alcoholic strength by volun	601	601	8 425	8 425
2206002000	Sake (rice wine)	0	18 600	0	48 160
2207100000	Undenatured ethylalcohol of alcoholic strength by volume of >= 80	25 521	445 996	72 464	872 746
2207201100	Ethyl alcohol of an alcoholic strength by volume of > 99%	0	14 767	0	747 612
2207209000	Other ethyl alcohol and other spirits	8	72	29	237
2208201000	Brandy of an alcoholic strength by volume not exceeding 46% vol	15 826	85 020	217 481	1 306 950
2208204000	Other spirits of an alcoholic strength by volume exceeding 46% vol	0	2 214	0	12 532
2208301000	Whiskies of an alcoholic strength by volume not exceeding 46% vol	56 978	245 367	615 968	2 758 277
2208401000	Rum&tafia of an alcoholic strength by volume not exceeding 46% v	5 433	13 178	53 471	147 386
2208402000	Rum&tafia of an alcoholic strength by volume exceeding 46% vol	0	1 496	0	8 478
2208501000	Gin&geneva of an alcoholic strength by volume not exceeding 46%	7 727	20 516	64 295	177 840
2208502000	Gin&geneva of an alcoholic strength by volume exceeding 46% vol	672	1 629	9 511	21 934
2208601000	Vodka of an alcoholic strength by volume not exceeding 46% vol	15 558	44 244	151 301	422 498
2208701000	Liqueurs & cordials of an alcoholic strength by volume not exceed.f	4 231	24 522	46 057	285 579
2208901000	Medicated samsu of alcoholic strength by volume <= 40%	0	179	0	1 127
2208909000	Other spirituous beverages	1 236	2 553	12 187	26 012
2209000000	Vinegar and substitutes for vinegar obtained from acetic acid	31 407	599 465	83 799	801 174
2301100000	Flours, meals & pellets, of meat / meat offal; unfit for human cnsm	6 812 562	40 896 742	5 605 808	28 012 122
2301200000	Flours,meals&pellets,of fish/crustacean, molluscs/other aquatic inv	7 293 444	59 084 498	7 820 445	66 000 490
2302100000	Bran, sharps and other residues of maize (corn)	274 347	4 766 235	314 031	3 971 052
2302300000	Bran, sharps and other residues of wheat	1 836 002	19 058 518	596 040	6 453 368
2302409000	Bran, sharps and other residues of oth cereals	0	52 800	0	264 000
2302500000	Bran, sharps and other residues of leguminous plants	75 000	356 250	41 769	194 429
2303101000	Residues of starch manufacture of manioc (cassava) or sago	256 860	663 580	57 794	149 306
2303109000	Other residues of starch and similar residues	18 494 912	108 582 088	13 311 464	76 469 883
2303200000	Beet pulp, bagasse and other waste of sugar manufacture	0	107	0	80
2303300000	Brewing or distilling dregs and waste	23 023 900	170 796 636	7 000 572	50 781 918
2304000000	Oil-cake&other solid residues,in pellet form, from the extract of so	313 635 025	2 047 575 476	140 308 383	937 650 632
2305000000	Oil-cake&other solid residues,in pellet form, from the extract of gr	54 000	1 696 270	71 078	653 585
2306410000	Oil-cake and other solid residues of low erucic acid rape or colza se	9 234 449	90 429 146	2 047 874	22 738 073
2306490000	Other oil-cake and other solid residues of rape or colza seeds	466 330	3 540 511	100 261	925 984
2306600000	Oil-cake and other solid residues of palm nuts or kernels	0	222 420	0	73 842
2306902000	Oil-cake and other solid residues of maize (corn) germ	2 719 450	14 586 637	2 019 936	10 605 360
2306909000	Other oil-cake and other solid residues	600 000	14 415 694	198 000	2 973 882
2307000000	Wine lees; argol	1	4 963	8	98 743
2308000000	Vegetable materials and waste, residues of a kind used in animal fe	131 193	509 792	40 728	234 123
2309101000	Dog or cat food, put up for retail sale, containing meat	297 805	4 854 911	353 534	5 154 291
2309109000	Dog or cat food, put up for retail sale, not containing meat	1 139 483	7 596 700	1 441 384	9 790 819
2309901100	Complete feed for poultry	93 734	1 716 978	64 249	1 042 318
2309901200	Complete feed for swine	3 459 605	31 756 340	1 045 920	8 781 298
2309901300	Complete feed for prawn feed	215 208	1 737 713	178 057	1 624 512
2309901900	Other complete feed	31 843	228 529	50 234	330 243
2309902000	Premixes, feed supplements and feed additives for animal	3 657 522	29 210 331	9 590 705	77 116 959
2309903000	Other preparations of a kind used in animal feeding, containing me	34 069 918	231 278 471	20 419 252	124 118 852
2309909000	Other preparations of a kind used in animal feeding, not containing	13 620 264	123 638 108	9 594 968	77 399 657
2401101000	Virginia tobacco, not stemmed/stripped, flue-cured	865 258	3 759 401	2 855 219	14 670 590
2401102000	Virginia tobacco, not stemmed/stripped, not flue-cured	588 060	594 741	1 265 220	1 361 262
2401103000	Other tobacco, not stemmed/stripped, flue-cured	698 504	1 394 946	3 709 827	7 819 115
2401109000	Other tobacco, not stemmed/stripped, not flue-cured	1 228 129	9 055 624	6 100 358	48 010 119
2401201000	Virginia tobacco, partly/wholly stemmed/ stripped, flue-cured	5 310 326	22 860 227	28 716 003	116 305 497
2401202000	Virginia tobacco, partly/wholly stemmed/ stripped, not flue-cured	1 133 679	1 384 690	5 764 515	7 340 728
2401203000	Oriental tobacco, partly/wholly stemmed/ stripped	317 570	4 943 743	1 607 786	31 821 241
2401204000	Burley tobacco, partly/wholly stemmed/ stripped	73 383	4 510 616	416 206	24 611 509
2401205000	Other tobacco, partly/wholly stemmed/ stripped, flue-cured	0	6 203 189	0	28 517 764
2401209000	Other tobacco, partly/wholly stemmed/ stripped, not flue-cured	7 396	5 383 380	164 375	25 770 285
2401301000	Tobacco stems	410 045	2 923 691	1 182 133	3 205 282
2401309000	Other tobacco refuse	67 581	1 439 810	134 502	2 940 233
2402100000	Cigars, cheroots and cigarillos, containing tobacco	6 740	40 936	58 573	380 896
2402201000	Beedies	0	2 078	0	69 166
2402209010	Cigarettes tobacco	1	7 421	207	105 207
2402209090	Other cigarettes containing tobacco	29 432	241 804	310 577	2 722 034
2402902000	Cigarettes of tobacco substitutes	8	10	50	1 998
2403101100	Blended tobacco, packed for retail sale	17 100	73 304	78 557	334 299
2403101900	Other smoking tobacco, packed for retail sale	480	480	1 896	1 896
2403102100	Blended tobacco, for cigarette making	940 810	6 228 571	7 343 593	48 663 726
2403102900	Oth manufactures tobacco for cigarette making	9 600	106 173	79 680	885 375
2403109000	Other smoking tobacco, whether or not containing tobacco substi	0	42 989	0	123 747
2403910000	Homogenised or reconstituted tobacco	107 935	197 961	441 091	1 128 287



**I.3. IMPOR MENURUT KOMODITI / IMPORT BY HS COMMODITY**  
**\*\*\* AGUSTUS/AUGUST 2011 \*\*\***

HS	Uraian Komoditi Commodity Description	Berat Bersih / Net Weight (Kg)		Nilai / Value C.I.F (US\$)	
		Bulan ini Current Month	Kumulatif Cum.Jan. to date	Bulan ini Current Month	Kumulatif Cum.Jan. to date
2403991000	Tobacco extracts and essences	928	41 375	182 476	588 805
2403999000	Oth manufactures tobacco & manufactured tobacco substitutes	0	3 104	0	11 891
2501001000	Table salt	59	350	215	1 851
2501004100	Pure salt containing sodium chloride in packages < 45 kg	46 000	1 307 418	17 600	492 711
2501004900	Oth salt cont. at least 94.7% sodium chloride,in package net weight	107 383 533	2 227 267 279	4 755 690	116 677 341
2501005000	Other salt and sea water	0	730	0	11 295
2501009000	Other salt and sea water	0	28 345	0	43 380
2502000000	Unroasted iron pyrites	0	344 000	0	71 404
2503000000	Sulphur of all kinds, oth than sublimed, precipitated and colloidal si	31 238 301	279 260 581	7 176 636	61 344 691
2504100000	Natural graphite, in powder or in flakes	1 189 290	8 280 492	507 778	3 206 471
2504900000	Natural graphite, in other form	263 951	861 026	41 831	274 037
2505100000	Silica sands and quartz sands	4 432 507	22 139 871	452 410	3 377 638
2505900000	Other natural sands,whether/not colored other than metal-bearing	365 463	5 306 998	113 822	1 724 427
2506100000	Quartz	3 344 787	11 150 815	302 407	961 360
2506200000	Quartzite	50 759	279 664	34 594	185 468
2507000000	Kaolin and other kaolinic clays,whether or not calcined	9 929 825	81 154 655	2 489 022	21 181 358
2508100000	Bentonite	1 897 192	110 137 872	639 090	15 293 075
2508300000	Fire-clay	1 132 463	6 465 657	411 712	3 300 346
2508400000	Other clays	4 547 716	43 067 401	1 701 353	18 585 285
2508500000	Andalusite, kyanite and sillimanite	106 000	1 055 510	51 015	519 628
2508600000	Mullite	490 000	2 354 394	219 607	1 010 895
2508700000	Chamotte or dinas earths	226 480	2 151 026	79 276	787 171
2509000000	Chalk	81 441	1 252 851	62 097	641 139
2510101000	Apatite, unground	815	58 235	10 306	291 941
2510109000	Other natural calcium phosphates,natura aluminium calcium phos	203 750 000	605 919 004	30 691 889	85 015 096
2510201000	Apatite, ground	0	31 888	0	106 888
2510209000	Other natural calcium phosphates,natura aluminium calcium phos	0	292	0	975
2511100000	Natural barium sulphate (barytes)	31 451 129	116 748 070	3 398 414	14 276 782
2512000000	Siliceous fossil meals and similar siliceous earths	650 245	4 468 439	342 205	3 209 479
2513100000	Pumice stone	562	38 246	2 138	78 517
2513200000	Emery, natural corundum, natural garnet and other natural abrasiv	2 497 230	14 503 414	930 549	4 476 668
2514000000	Slate, whether or not roughly trimmed or merely cut	0	47 208	0	19 291
2515110000	Marble and travertine, crude or roughly trimmed	261 400	1 663 103	43 278	308 720
2515121000	Marble and travertine, merely cut into blocks	2 944 502	22 569 207	359 084	2 137 260
2515122000	Marble and travertine, merely cut into slabs	2 554 249	17 702 735	984 974	6 737 954
2515200000	Ecaussine & other calcareous monumental or building stone; alaba	91 040	199 904	36 000	79 200
2516110000	Granite, crude or roughly trimmed	51 250	7 501 747	33 115	240 511
2516121000	Granite, merely cut into blocks	253 714	3 807 344	72 390	899 779
2516122000	Granite, merely cut into slabs	2 236 208	16 596 533	788 094	5 526 796
2516200000	Sandstone	0	321 103	0	108 515
2516900000	Other monumental or building stone	152 132	833 134	64 972	460 968
2517100000	Pebbles, gravel, broken/crushed stone whether or not heat treated	45 834 243	300 063 883	546 897	2 746 781
2517410000	Granules, chippings and powder of marble	0	64 666	0	22 410
2517490000	Granules, chippings & powder of stones whethet or not heat treat	92 376	1 165 242	32 053	337 149
2518100000	Dolomite, not calcined or sintered	0	236	0	732
2518200000	Dolomite, calcined or sintered	307 480	2 487 453	82 129	597 355
2518300000	Dolomite, ramming mix	0	250	0	185
2519100000	Natural magnesium carbonate (magnesite)	2 235 477	9 696 684	801 730	3 437 637
2519900000	Fused magnesia; dead-burned magnesia	2 671 017	18 708 265	1 029 100	7 311 984
2520100000	Gypsum, anhydrite	109 042 691	979 007 165	3 833 293	30 708 761
2520201000	Plasters, for use in dentistry	0	97 355	0	77 454
2520209000	Other plasters	11 299 000	102 686 957	681 422	8 189 993
2521000000	Limestone flux; limestone and other calcareous stone	21 425 779	157 240 854	1 255 283	8 574 585
2522100000	Quicklime	24 811 270	30 450 274	2 382 379	3 140 918
2522200000	Slaked lime	299 370	3 309 891	102 399	810 169
2522300000	Hydraulic lime	0	75 003	0	22 303
2523101000	Cement clinkers, for white cement	1 069	13 313 427	4 840	793 707
2523109000	Other cement clinkers	40 692 313	978 190 962	1 910 730	48 944 451
2523210000	Portland cement, white cement, whether or not artificially colored	0	43	0	166
2523291000	Portland cement, colored cement	21 335 000	283 658 000	1 094 361	12 627 049
2523299000	Other portland cements	453	67 477 073	14 471	2 700 374
2523300000	Aluminous cement	458 839	4 821 226	343 801	3 728 493
2523900000	Other hydraulic cements	4 747 500	190 134 141	237 727	8 060 072
2524100000	Crocidolite	0	50 000	0	26 770
2524900010	Chrysotile	9 282 798	79 685 781	5 332 741	41 975 240
2524900090	Other asbestos, crocidolite & chrysotile	2 347	33 140	4 796	48 307
2525100000	Crude mica and mica rifted into sheets or splittings	365	1 207 009	2 221	166 828
2525200000	Mica powder	399 914	2 095 897	283 578	2 820 769
2526100000	Natural steatite, not crushed, not powdered	0	1 652 001	0	198 788
2526201000	Talc powder, crushed or powdered	15 894 010	70 882 584	2 923 435	14 834 023
2526209000	Oth natural steative, crushed/powdered	830 329	3 778 322	121 995	806 367
2528100000	Natural sodium borates and concentrates thereof (whether or not i	135	300	2 566	5 568
2528900000	Natural boric acid containing not more than 85% of h3bo3 on the d	18 743	1 768 248	143 411	1 204 106
2529100000	Felspar	22 064 379	230 270 320	1 704 329	17 468 248
2529210000	Fluorspar, containing by weight 97% or less of calcium fluoride	104 000	906 826	19 448	290 552

**I.3. IMPOR MENURUT KOMODITI / IMPORT BY HS COMMODITY**  
**\*\*\* AGUSTUS/AUGUST 2011 \*\*\***

HS	Uraian Komoditi Commodity Description	Berat Bersih / Net Weight (Kg)		Nilai / Value C.I.F (US\$)	
		Bulan ini Current Month	Kumulatif Cum.Jan. to date	Bulan ini Current Month	Kumulatif Cum.Jan. to date
2529220000	Fluorspar, containing by weight more than 97% of calcium fluoride	159 675	1 142 419	88 680	596 940
2529300000	Leucite; nepheline & nepheline syenite	52 325	1 556 415	35 039	608 111
2530100000	Vermiculite, perlite and chlorites, unexpanded	1 512 572	14 101 296	325 169	1 933 721
2530201000	Kieserite	19 108 429	168 964 785	3 281 894	26 799 528
2530202000	Epsomite	29	220 020	667	42 224
2530900000	Other mineral substances not elsewhere specified or included	3 954 098	30 652 477	2 461 732	17 124 357
2601110000	Iron ores and concentrates, other than roasted iron pyrites :non ag	340 221 357	1 108 775 806	79 904 521	240 184 627
2601120000	Iron ores and concentrates, other than roasted iron pyrites :agglor	0	10 965 693	0	2 041 510
2601200000	Roasted iron pyrites	0	169 200	0	99 017
2602000000	Manganese ores & concentrates,including ferruginous manganese,	1	225 084	46	280 930
2603000000	Copper ores and concentrates	4 478	35 772	56 312	432 689
2604000000	Nickel ores and concentrates	0	347	0	7 445
2605000000	Cobalt ores and concentrates	0	1	0	3
2606000000	Aluminium ores and concentrates	20 000	371 495	14 590	297 582
2607000000	Lead ores and concentrates	19 421	166 612	9 954	108 191
2608000000	Zinc ores and concentrates	1 689	10 528	24 978	143 610
2609000000	Tin ores and concentrates	353 853	2 512 770	202 922	1 564 059
2610000000	Chromium ores and concentrates	198 000	2 610 011	102 960	1 315 429
2611000000	Tungsten ores and concentrates	79	2 568	7 214	171 836
2612100000	Uranium ores and concentrates	0	1	0	682
2612200000	Thorium ores and concentrates	7	7	2 550	2 550
2614001000	Titanium ores and concentrates, ilmenite ores and concentrates	0	5 000	0	3 688
2614009000	Titanium ores and concentrates, other than ilmenite ores & concen	26 450	3 176 221	42 074	2 865 283
2615100000	Zirconium ores and concentrates	1 303 689	13 382 344	2 760 239	25 058 980
2615900000	Other niobium, tantalum ores and concentrates vanadium or zircor	6 091 458	6 361 934	1 622 191	2 308 032
2616100000	Silver ores and concentrates	0	1 666	0	66 929
2616900000	Precious metal ores other than silver ores	11	236	2	143 670
2617100000	Antimony ores and concentrates	3 557	105 492	30 141	305 196
2617900000	Other ores and concentrates.	48 000	398 720	23 257	189 870
2618000000	Granulated slag (slag sand)from the manufacture of iron or steel	2	2	155	155
2619000000	Slag,dross (not granula slag), & oth waste from the manufac. of iron	0	1	0	58
2620190000	Ash & residues containing mainly zinc, other than hard zinc spelter	0	1 983	0	2 600
2620290000	Ash & residues containing mainly lead, other than leaded gasoline s	0	12	0	436
2620300000	Ash & residues containing mainly copper	0	6 662	0	126 495
2620400000	Ash & residues containing mainly aluminium	0	1	0	327
2620600000	Ash & residues containing arsenic, mercury, thallium or their mixtu	6	6	134	134
2701110000	Anthracite	2 426 392	21 829 759	661 237	5 972 844
2701121000	Bituminous coal: coking coal	0	44 590	0	39 123
2701129000	Bituminous coal: other than coking coal	0	767 993	0	237 540
2701190000	Other coal	350 644	2 382 419	209 873	1 181 816
2701200000	Briquettes,ovoids & similar solid fuels manufactured from coal	221 406	1 606 020	73 204	593 392
2702100000	Lignite, whether or not pulverised, but not agglomerated	18	120	1 249	3 108
2702200000	Agglomerated lignite	0	22 042	0	45 668
2703001000	Peat, whether or not compressed into bales, but not agglomerated	0	49 248	0	4 925
2703002000	Agglomerated peat	0	187 303	0	50 036
2704001000	Coke & semi-coke of coal	3 909 390	48 291 640	1 602 067	19 453 968
2704002000	Coke & semi-coke of lignite or of peat	0	110 000	0	79 200
2704003000	Retort carbon	879 628	3 313 766	240 659	1 143 155
2705000000	Coal gas, water gas, producer gas and similar gases other than petr	80	1 912	960	46 668
2706000000	Tar distilled from coal,from lignite or from peat & other mineral tar	54 000	590 655	28 080	340 424
2707200000	Toluol (toluene)	825	35 303	5 822	122 259
2707300000	Xylol (xylenes)	19 244	4 910 131	38 513	5 371 029
2707400000	Napthalene	95 082	925 312	172 728	1 532 000
2707500000	Oth. aromatic hydrocarbon mix.of >= 65% by volume,distils at 250.i	2 573 444	15 342 773	3 304 071	18 462 280
2707910000	Creosote oils	0	32 000	0	65 504
2707992000	Carbon black feedstock	0	10	0	365
2707999000	Other products of the distilled of high temperature coal tar	595 004	15 032 341	853 722	14 137 320
2708100000	Pitch	3 845 700	12 984 381	2 446 939	7 752 576
2708200000	Pitch coke	800	800	720	720
2709001000	Crude petroleum oil	1 069 244 377	8 612 214 485	942 799 274	7 228 160 639
2709002000	Condensate	0	1	0	193
2709009000	Other petroleum oil, crude	9	44 229	137	106 674
2710111100	Motor spirit, premium leaded	16 987 324	116 409 944	17 848 575	116 727 070
2710111200	Motor spirit, premium unleaded	1 024 963 000	7 293 766 928	1 087 778 619	7 542 568 303
2710111400	Motor spirit, regular unleaded	2	2	144	144
2710111500	Other motor spirit, leaded	0	7 454	0	14 308
2710111600	Other motor spirit, unleaded	0	261 182 617	0	238 950 423
2710112000	Aviation spirit	98 821	1 358 188	222 495	2 628 995
2710113000	Tetrapropylene	0	3 019 457	0	3 241 266
2710114000	White spirit	112 106	7 918 645	206 143	9 490 277
2710115000	Low aromatic solvents containing by weight <= 1 % aromatic conter	3 777 575	13 983 302	6 061 450	21 041 341
2710116000	Other solvent spirits	12 423	62 186	24 456	131 400
2710117000	Naptha, reformate or preparations for preparing spirits	216 211 686	903 779 538	212 486 376	866 740 733
2710119000	Other petroleum oil, light oil & other than crude	2 413 517	14 104 400	3 819 385	20 982 264
2710191300	Aviation turbine fuel (jet fuel) having a flash point of not less than 2	1 957	972 154	11 374	1 083 007

**I.3. IMPOR MENURUT KOMODITI / IMPORT BY HS COMMODITY**  
**\*\*\* AGUSTUS/AUGUST 2011 \*\*\***

HS	Uraian Komoditi Commodity Description	Berat Bersih / Net Weight (Kg)		Nilai / Value C.I.F (US\$)	
		Bulan ini Current Month	Kumulatif Cum.Jan. to date	Bulan ini Current Month	Kumulatif Cum.Jan. to date
2710191400	Aviation turbine fuel (jet fuel) having a flash point of less than 23-c	69 951 563	396 986 803	73 441 457	397 800 671
2710191600	Kerosene	0	14 255	0	27 176
2710191900	Other medium oils and preparations	7 670 009	80 536 160	12 110 769	118 112 174
2710192000	Topped crudes	83 107	438 934	177 884	767 218
2710193000	Carbon black feedstock oil	24 371 262	103 112 343	15 632 176	59 070 672
2710194100	Lubricating oil basestock	10 048 023	106 014 849	15 512 669	153 133 947
2710194200	Lubricating oils for aircraft engines	22 188	132 890	126 226	664 543
2710194300	Other lubricating oils	15 415 591	103 481 725	36 491 263	237 964 087
2710194400	Lubricating greases	2 213 536	10 524 169	5 526 522	29 559 899
2710195000	Hydraulic brake fluid	44 716	241 381	122 022	708 495
2710196000	Transformer and circuit breakers oils	1 402 887	10 581 086	2 323 275	15 317 210
2710197100	High speed diesel fuel	1 001 062 697	7 398 675 640	946 458 850	6 877 995 159
2710197200	Other diesel fuel	151 050 002	1 260 474 563	144 853 551	1 182 567 425
2710197900	Other fuel oils	119 870 788	774 211 082	79 785 667	491 654 681
2710199000	Oth petroleum oils & oils obtained from bituminous minerals (othe	1 745 828	24 599 564	2 848 279	36 191 446
2710990000	Other waste oils	926	6 240	2 824	21 266
2711110000	Liquid natural gas	0	557	0	13 014
2711120000	Liquid propane	90 535 865	542 996 629	76 981 134	475 866 118
2711130000	Liquid butanes	92 809 231	557 690 950	82 218 312	502 363 452
2711141000	Liquid ethylene	0	40 698	0	132 894
2711149000	Liquid propylene, butylene & butadiene	0	19 083	0	109 740
2711190000	Other liquid petroleum gas	31	340	2 265	17 433
2711210000	Natural gas in gaseous state	14	436	202	1 210
2711290000	Other petroleum gas in gaseous state	889	36 664	16 562	328 178
2712100000	Petroleum jelly	181 585	2 289 811	421 474	4 749 202
2712200000	Paraffin wax containing by weight less than 0.75% of oil	431 614	4 353 190	564 018	6 017 053
2712901000	Other paraffin wax	663 834	9 545 823	1 058 714	14 654 143
2712909000	Microcrystalline petroleum wax, slack wax, ozokerite, lignite wax, p	320 680	3 441 956	903 146	8 501 510
2713110000	Petroleum coke, not calcined	3 824 963	21 005 049	2 103 730	13 090 108
2713120000	Petroleum coke, calcined	10 379 105	27 604 394	6 927 610	17 143 774
2713200000	Petroleum bitumen	48 834 960	263 054 242	30 295 030	149 524 524
2713900000	Other residues of petroleum oils or of oils obtained from bituminou	0	19 526	0	99 066
2714100000	Bitumen and asphalt, natural bituminous or oil shale and tar sands	38 332	139 586	28 835	80 834
2714900000	Bitumen and asphalt, natural asphaltites and asphaltic rocks	3 090 722	18 591 405	2 010 260	12 590 665
2715000000	Bituminous mix. based on natur. asphalt on natur. bitumen, on pet	129 378	818 605	293 690	1 761 683
2716000000	Electrical energy	0	436 033	0	59 467
2801100000	Chlorine	331 686	1 728 215	203 538	979 883
2801200000	Iodine	857	4 113	49 203	165 786
2801300000	Fluorine; bromine	1 867	408 367	45 717	782 056
2802000000	Sulphur, sublimed or precipitated, colloidal sulphur	45 213 876	81 423 526	12 052 281	22 639 131
2803001000	Rubber grade carbon black	9 457 072	82 971 643	12 703 518	101 966 238
2803002000	Acetylene black	253 059	3 424 583	749 562	8 226 031
2803003000	Other carbon blacks	831 685	10 417 642	1 321 008	15 351 824
2803009000	Other carbon	692 795	7 141 139	1 242 882	12 424 803
2804100000	Hydrogen	105 322	898 693	305 630	673 066
2804210000	Argon	521 520	5 106 179	376 111	4 028 327
2804290000	Other rare gases	164 378	2 730 801	174 650	3 070 840
2804300000	Nitrogen	1 562 879	12 924 098	405 380	3 049 377
2804400000	Oxygen	1 923 142	15 900 828	545 914	4 948 340
2804500000	Boron; tellurium	31	730	2 566	16 759
2804610000	Silicon, containing by weight >= 99.99%	25 787	99 266	1 454 884	8 068 750
2804690000	Silicon, containing by weight < 99.99%	779 922	5 592 110	1 893 021	14 365 120
2804700000	Phosphorus	44 005	249 978	986 405	8 570 234
2804800000	Arsenic	22 001	121 002	20 994	232 497
2804900000	Selenium	2 459	12 375	87 986	1 352 669
2805110000	Sodium	40 410	279 050	99 487	535 479
2805120000	Calcium	2	21 589	4	57 853
2805190000	Other alkali or alkaline-earth metals	187 961	1 370 371	559 855	5 002 384
2805400000	Mercury	53	3 070	10 082	304 251
2806100000	Hydrogen chloride (hydrochloric acid)	1 080 702	11 113 523	289 542	3 243 236
2806200000	Chlorosulphuric acid	0	2	0	160
2807000000	Sulphuric acid; oleum.	23 193 835	77 121 693	2 278 461	6 457 577
2808000000	Nitric acid; sulphonitric acids	708 414	7 007 132	424 435	3 625 260
2809100000	Diphosphorus pentaoxide	0	33 931	0	107 932
2809203000	Phosphoric acids, hypophoric acids and hypophosporic acids	1 724 810	12 322 937	1 499 093	10 608 200
2809209000	Oth phosphoric acids, hypophoric acids and hypophosporic acids	42 540 580	157 064 698	24 404 933	79 107 651
2810000000	Oxide of boron; boric acids	681 871	2 813 655	610 953	2 490 492
2811110000	Hydrogen fluoride (hydrofluoric acid)	222 658	859 141	338 726	1 360 304
2811191000	Arsenic acid	18 340	129 757	15 058	106 847
2811199000	Other inorganic acids	49 228	1 399 951	91 498	1 317 745
2811210000	Carbon dioxide	266 623	1 358 701	285 824	1 026 913
2811221000	Silica powder	1 277 295	15 348 557	1 278 865	16 230 187
2811229000	Silicon dioxide, other form	1 889 873	12 396 413	1 917 445	12 452 398
2811291000	Diarsenic pentaoxide	0	42 445	0	41 724
2811299000	Other inorganic oxygen compounds of non metals	306 472	1 819 744	365 929	2 472 954

**I.3. IMPOR MENURUT KOMODITI / IMPORT BY HS COMMODITY**  
**\*\*\* AGUSTUS/AUGUST 2011 \*\*\***

HS	Uraian Komoditi Commodity Description	Berat Bersih / Net Weight (Kg)		Nilai / Value C.I.F (US\$)	
		Bulan ini Current Month	Kumulatif Cum.Jan. to date	Bulan ini Current Month	Kumulatif Cum.Jan. to date
2812100000	Chlorides and chloride oxides	4	48 024	270	66 824
2812900000	Other halides and halide oxides of non metals	125	68 190	2 631	722 321
2813100000	Carbon disulphide	159 140	159 389	131 860	135 610
2813900000	Other sulphides of non-metal	250	1 306	28 750	138 835
2814100000	Anhydrous ammonia	1 500	60 919 745	5 816	30 827 932
2814200000	Ammonia in aqueous solution	717	56 567	6 485	389 933
2815110000	Sodium hydroxide (caustic soda), solid	1 845 262	13 124 168	988 668	7 148 543
2815120000	Sodium hydroxide (caustic soda), in aqueous solution(lye or liquid s	12 027 723	32 030 003	2 953 589	12 116 078
2815200000	Potassium hydroxide (caustic potash)	1 096 034	8 480 959	1 129 590	9 157 824
2815300000	Peroxides of sodium or potassium	729	6 335	3 926	62 493
2816100000	Hydroxide and peroxide of magnesium	27 046	451 079	156 540	1 685 996
2816400000	Oxides, hydroxides & peroxides, of strontium or barium	8 007	171 689	67 991	895 756
2817001000	Zinc oxide	753 357	5 435 616	1 263 335	11 385 495
2817002000	Zinc peroxide	16 379	192 759	30 529	314 431
2818100000	Artificial corundum, whether or not chemically defined	348 140	3 498 227	317 294	2 857 559
2818200000	Aluminium oxide, other than artificial corundum	46 103 431	277 425 491	21 054 197	120 573 094
2818300000	Aluminium hydroxide	9 587 775	62 337 615	2 757 453	19 505 923
2819100000	Chromium trioxide	72 535	552 749	311 616	2 220 303
2819900000	Other chromium oxides and hidroxides	12 827	157 756	54 014	875 568
2820100000	Manganese dioxide	1 495 087	13 517 829	2 721 955	23 230 552
2820900000	Other manganese dioxide	14 006	1 328 452	42 309	1 678 338
2821100000	Iron oxides and hydroxides	1 182 118	8 023 896	1 382 724	8 850 883
2821200000	Earth colors	29 121	101 803	48 305	91 028
2822000000	Cobalt oxides and hydroxides, commercial	42 107	198 115	264 724	2 330 677
2823000000	Titanium oxides.	919 000	8 075 081	3 196 751	26 228 296
2824100000	Lead monoxide (litharge, massicot)	97 158	205 506	348 330	900 025
2824900000	Other lead monoxide	24 084	150 822	67 939	351 840
2825100000	Hydrazine, hydroxylamine, inorganic salt	116 084	1 607 753	403 946	4 933 955
2825200000	Lithium oxide and hydroxide	0	34 385	0	228 540
2825300000	Vanadium oxides and hydroxides	2 500	27 231	46 250	526 753
2825400000	Nickel oxides and hydroxides	8 420	173 865	162 142	3 780 154
2825500000	Copper oxides and hydroxides	56 742	563 162	476 190	4 433 662
2825600000	Germanium oxides and zirconium dioxide	151	22 492	5 271	86 280
2825700000	Molybdenum oxides and hydroxides	836	10 525	30 197	95 370
2825800000	Antimony oxides	44 472	548 525	456 104	5 592 863
2825900000	Other inorganic bases	17 808	881 765	254 159	1 526 782
2826120000	Fluorides of aluminium	0	2 734	0	5 752
2826190000	Other fluorides	92 345	1 010 140	45 528	978 962
2826300000	Sodium hexafluoroaluminate (synthetic cryolite)	46 929	237 319	74 761	408 271
2826900000	Other complex fluorine salt.	121 285	830 198	275 431	1 378 676
2827100000	Ammonium chloride	349 977	3 028 238	102 193	799 967
2827201000	Calcium chloride, commercial grades	46 067	911 027	11 447	2 066 140
2827209000	Calcium chloride, not commercial grades	833 893	7 582 116	255 292	2 377 083
2827310000	Other chlorides of magnesium	2 107	669 243	13 096	414 649
2827320000	Other chlorides of aluminium	1 897 044	11 373 759	740 045	4 443 748
2827350000	Other chlorides of nickel	13 177	111 840	103 704	806 844
2827390010	Other chlorides of zinc	322 172	2 057 086	188 151	1 389 289
2827390090	Other chlorides of iron, cobaltd and of other materials	162 605	1 207 126	257 039	2 987 473
2827410000	Chloride oxides & chloride hydroxides, of copper	0	102 448	0	5 566 001
2827490000	Other chloride oxides & chloride hydroxides	210 256	1 892 441	134 992	1 298 385
2827510000	Bromides of sodium or of potassium	61 330	689 623	206 950	1 639 651
2827590000	Other bromides	61 304	294 094	121 294	725 588
2827600000	Iodides and iodide oxides	5 804	36 453	248 591	905 021
2828100000	Commercial calcium hypochlorite & other calcium hypochlorites	173 201	1 674 311	201 508	1 924 220
2828901000	Sodium hypochlorite	1 147	16 245	7 055	20 765
2828909000	Other hypochlorite	133 102	1 215 030	134 116	1 279 437
2829110000	Chlorates of sodium	4 278 000	14 635 189	2 957 536	10 175 390
2829190000	Other chlorates	367 000	2 494 286	419 503	2 950 304
2829900000	Bromat dan perbromat, iodat & periodat	7 819	166 535	229 013	1 481 030
2830100000	Sodium sulphides	318 024	6 581 980	180 809	4 701 562
2830900000	Other sulphides	7 933	313 333	38 617	518 112
2831100000	Dithionites and sulphonylates of sodium	3 584 846	8 900 738	654 024	5 618 241
2831900000	Other dithionites and sulphonylates	334	53 219	504	130 036
2832100000	Sodium sulphites	749 443	8 970 051	438 345	4 339 368
2832200000	Other sulphites	97 033	692 665	60 667	390 411
2832300000	Thiosulphates	113 497	1 306 183	37 666	545 107
2833110000	Disodium sulphate	20 981 225	101 369 739	2 780 353	14 019 923
2833190000	Other sodium sulphates	160 032	69 512 770	100 756	9 660 722
2833210000	Magnesium sulphate	628 196	7 181 270	146 408	1 720 459
2833221000	Aluminium sulphate :commercial grade	0	60 599	0	86 913
2833229000	Aluminium sulphate:other grade	122 119	125 736	46 038	82 131
2833240000	Nickel sulphate	69 760	458 988	563 388	3 750 674
2833250000	Copper sulphate	1 374 645	9 811 592	3 328 404	23 668 535
2833270000	Barium sulphate	93 787	1 220 121	151 035	1 152 750
2833291000	Of chromium or zinc	557 567	5 093 145	317 007	2 985 455

**I.3. IMPOR MENURUT KOMODITI / IMPORT BY HS COMMODITY**  
**\*\*\* AGUSTUS/AUGUST 2011 \*\*\***

HS	Uraian Komoditi Commodity Description	Berat Bersih / Net Weight (Kg)		Nilai / Value C.I.F (US\$)	
		Bulan ini Current Month	Kumulatif Cum.Jan. to date	Bulan ini Current Month	Kumulatif Cum.Jan. to date
2833292000	Tribasic lead sulphate	68 013	374 685	147 670	848 991
2833299000	Other sulphate of other material	594 970	5 814 361	262 025	2 393 274
2833300000	Alums	4	267 607	86	97 277
2833400000	Peroxosulphates (persulphates)	119 687	1 093 847	151 476	1 338 949
2834100000	Nitrites	125 003	1 644 746	68 540	930 340
2834210000	Nitrates of potassium	164 266	1 102 846	175 199	1 109 480
2834290000	Other nitrates	388 964	1 890 158	206 350	1 660 446
2835100000	Phosphinates (hypophosphites) and phosphonates (phosphites)	26 414	509 881	207 360	2 010 416
2835220000	Phosphates of mono- or disodium	39 875	2 066 060	85 502	2 027 537
2835240000	Phosphates of potassium	401 993	2 208 904	789 774	4 254 334
2835251000	Feed grade	3 180 000	30 127 475	1 641 720	13 684 318
2835259000	Oth hypophosphites, phosphonates and and phosphates, polyphos	428 314	3 244 863	375 107	1 928 938
2835260000	Other phosphates of calcium	1 237 076	13 179 371	892 421	8 802 667
2835290000	Other phosphates	217 454	1 888 994	253 512	2 116 883
2835310000	Sodium triphosphate (sodium tripolyphosphate)	1 892 873	16 801 303	1 904 561	15 479 013
2835391000	Tetranatrium pirofosfat	15 449	396 748	26 086	559 813
2835399000	Other polyphosphates	489 152	4 432 225	838 311	9 538 530
2836200000	Disodium carbonate	115 994 588	615 049 125	31 356 554	158 414 362
2836300000	Sodium hydrogencarbonate (sodium bicar bonate)	8 062 724	50 555 711	2 874 645	17 588 460
2836400000	Potassium carbonates	1 002 395	5 661 487	1 039 905	5 611 862
2836501000	Calsium carbonate, food or pharmaceu- tical grade	752 043	7 620 636	255 240	2 888 978
2836509000	Calsium carbonate, other grade	4 611 001	44 659 458	1 279 645	10 576 563
2836600000	Barium carbonate	157 050	2 574 560	87 859	1 628 765
2836910000	Lithium carbonates	3 000	171 288	18 898	322 823
2836920000	Strontium carbonate	92 200	662 772	60 820	425 288
2836990000	Other carbonates	855 457	6 821 901	865 017	7 879 790
2837110000	Cyanides and cyanide oxides, of sodium	304 034	3 709 429	621 906	7 090 787
2837190000	Other cyanides and cyanide oxides	127	23 655	1 838	290 066
2837200000	Complex cyanides	0	228	0	11 611
2839110000	Sodium metasilicates	289 689	2 166 683	134 199	1 047 435
2839191000	Sodium silicates	3 706 697	22 940 428	1 249 168	6 858 345
2839199000	Other silicates of sodium	693 046	6 394 796	466 491	4 551 391
2839900000	Other silicates; commerial alkali metal silicates	574 971	6 224 398	790 973	8 416 203
2840110000	Disodium tetraborate (refined borax), anhydrous	54	1 385	284	16 317
2840190000	Other disodium tetraborate (refined borax)	9 383 772	43 886 849	5 972 304	27 445 723
2840200000	Other borates	19 600	413 722	13 230	499 330
2840300000	Peroxoborates (perborates)	0	78 638	0	114 880
2841300000	Sodium dichromate	80 876	310 132	148 116	484 511
2841500000	Other chromates and dichromates, peroxychromates	1 144	118 175	9 230	495 015
2841610000	Potassium permanganate	0	416 125	0	1 164 007
2841690000	Other manganit	156	3 016	808	8 029
2841700000	Molybdates	453	19 004	9 371	307 361
2841800000	Tungstates (wolframates)	0	14 715	0	48 679
2841900000	Oth salts of oxometallic or peroxometallic acids	16 459	254 095	108 831	1 386 131
2842100000	Double/complex silicates,includ alumino silicates w.or not chemica	1 693 609	14 005 255	904 306	7 707 261
2842901000	Sodium arsenite	20 000	157 447	18 000	531 186
2842902000	Copper and/or chromium salts	373	96 288	1 148	39 337
2842909000	Oth salts of inorganic acids/peroxyacid	24 420	606 946	72 326	4 071 595
2843100000	Colloidal precious metals	2 484	55 994	437 962	905 201
2843210000	Silver nitrate	966	3 032	101 138	410 226
2843290000	Other silver compounds	2 775	16 373	398 510	2 582 082
2843300000	Gold compounds	1 195	4 012	153 096	2 755 724
2843900000	Other amalgams and other compound colloidal precious metals	738	19 671	96 407	1 049 698
2844109000	Ceramic products & mixtures containing natural uranium	0	3	0	10
2844309000	Ceramics products & mixtures containing uranium depleted in u235	0	2	0	102
2844401100	Radium and its salts	23	206	5 840	51 633
2844401900	Other radioactive elements & isotopes & compounds, radioactive r	245	691	55 436	166 717
2844409000	Ceramic products & mixtures containing isotop or compound,radio	619	18 605	323 265	3 553 509
2845100000	Heavy water (deuterium oxide)	0	206	0	352
2845900000	Other isotops other than those heading 28.44	0	7 565	0	33 885
2846100000	Cerium compounds	3 009	15 718	118 330	740 441
2846900000	Other compounds, inorganic or organic of rare-earth metal	12	434	1 748	26 842
2847001000	Liquid hydrogen peroxide,whether or not solidified with urea	2 628 973	7 919 003	1 331 430	4 110 052
2847009000	Hydrogen peroxide, whether or not solidified with urea other form	62 400	453 423	38 028	301 082
2848000000	Phosphides, whether or not chemically defined excluding ferropho:	0	81 030	0	337 844
2849100000	Carbides, whether or not chemically defined of calcium	981 941	8 182 198	666 217	5 062 732
2849200000	Carbides, whether or not chemically defined of silicon	71 795	1 006 865	211 012	1 829 841
2849900000	Carbides, whether or not chemically defined of other material	123 938	139 275	203 377	573 863
2850000000	Hydrides, nitrides, azides, silicides and borides	686	4 189	57 991	254 650
2852001000	Mercury sulphate	26	165	4 745	36 124
2852002000	Mercury compounds of a kind used as	0	6	0	1 859
2852009000	Other compounds, inorganic/organic, of mercury, excluding amalga	68	370	13 860	78 541
2853000000	Liquid, compressed air, other inorganic (incl distil/conductivity watr	53	10 450	1 792	90 099
2901100000	Saturated acyclic hydrocarbons.	262 716	5 733 117	592 443	9 340 171
2901210000	Ethylene	61 374 200	403 776 567	71 088 208	496 290 082

**I.3. IMPOR MENURUT KOMODITI / IMPORT BY HS COMMODITY**  
**\*\*\* AGUSTUS/AUGUST 2011 \*\*\***

HS	Uraian Komoditi Commodity Description	Berat Bersih / Net Weight (Kg)		Nilai / Value C.I.F (US\$)	
		Bulan ini Current Month	Kumulatif Cum.Jan. to date	Bulan ini Current Month	Kumulatif Cum.Jan. to date
2901220000	Propene (propylene)	11 157 313	124 495 319	15 147 780	175 640 188
2901230000	Butene (butylene) and isomers thereof	2 532 974	13 580 392	4 588 078	23 713 968
2901240000	Buta-1, 3-diene and isoprene	3 580 093	32 041 784	14 125 556	93 655 727
2901291000	Acetylene	48 611	470 722	36 485	588 398
2901299000	Other unsaturated acyclic hydrocarbons	75 632	3 685 570	234 422	6 459 474
2902110000	Cyclohexane	22 522	504 818	48 825	1 097 336
2902190000	Other cyclanes	133 183	1 368 459	317 882	3 309 449
2902200000	Benzene	14 883 109	88 148 872	16 561 161	99 857 912
2902300000	Toluene	4 101 633	73 204 439	5 109 960	83 192 455
2902410000	O-xylene	9 591	23 750 026	24 160	30 835 266
2902420000	M-xylene	0	1	0	87
2902430000	P-xylene	53 843 423	440 233 612	80 549 789	683 111 780
2902440000	Mixed xylene isomers	4 055 334	28 006 902	5 076 728	33 736 187
2902500000	Styrene	558 459	4 718 851	861 743	6 987 265
2902600000	Ethylbenzene	0	14	0	1 229
2902700000	Cumene	0	1 894 165	0	3 087 142
2902901000	Dodecylbenzene	106 260	604 951	217 077	1 104 208
2902902000	Alkylbenzenes	5 751	141 022	13 690	215 897
2902909000	Other cyclic hydrocarbons.	537 285	5 643 625	1 121 758	10 135 623
2903111000	Methyl chloride used in the manufacture of herbicides	208 115	876 113	228 114	1 116 498
2903119000	Other methyl chloride	0	1 770	0	13 754
2903120000	Dichloromethane (methylene chloride)	828 958	9 338 964	1 025 230	10 768 747
2903130000	Chloroform (trichloromethane)	4 923	72 093	39 719	478 636
2903150000	1,2-dichloroethane (ethylene dichloride)	118	5 245 617	2 225	3 393 937
2903190090	Other halogenated derivatives of hydrocarbons	2 452	674 947	7 213	892 018
2903211000	Vinyl chloride monomer (vcm)	9 008 788	87 405 416	8 461 799	87 081 313
2903219000	Other vinyl chloride (chloroethylene)	43 525	394 510	117 672	1 097 532
2903220000	Trichloroethylene	120 985	1 752 162	267 165	3 612 800
2903230000	Tetrachloroethylene (perchloroethylene)	65	642 396	1 106	1 212 404
2903290000	Other unsaturated chlorinated derivatives of acyclic hydrocarbons	52 429	448 481	494 403	2 524 617
2903310000	Ethylene dibromide (iso) (1,2-dibromoethane)	34 594	212 502	42 130	577 128
2903390000	Other fluorinated, brominated/iodinated	198 763	818 305	1 229 580	5 291 660
2903410000	Trichlorofluoromethane	0	38 693	0	218 461
2903430000	Trichlorotrifluoroethanes	14	14	89	89
2903450000	Other derivatives perhalogenated only with fluorine and chlorine	0	15	0	2 261
2903470000	Other perhalogenated derivatives	0	49 585	0	205 174
2903490000	Derivatives of methane, ethane/propane, halogenated with fluorine	260 381	3 853 319	1 113 033	14 012 728
2903510000	1, 2, 3, 4, 5, 6-hexachlorocyclohexane	0	15 100	0	161 500
2903590000	Other halogenated derivatives of cyclic cyclohexane/cycloheptane	0	11 431	0	23 272
2903610000	Chlorobenzene, o-dichlorobenzene and p-dichlorobenzene	357 648	3 336 409	604 948	6 144 638
2903690000	Other halogenated derivatives of aromatic	107 200	617 124	227 304	1 560 878
2904100000	Derivatives containing only sulpho groups their salts and ethyl ester	299 607	2 235 196	506 311	3 563 091
2904200000	Derivatives containing only nitro or only nitroso groups	21 577	164 874	54 064	466 396
2904900000	Other derivatives of hydrocarbons, whether or not halogenated	18 875	365 426	53 280	830 288
2905110000	Methanol (methyl alcohol)	23 390 476	179 356 105	9 305 084	66 575 347
2905120000	Propan-1-ol(propyl alcohol) & propan-2-ol (isopropyl alcohol)	1 881 374	16 928 325	3 022 652	25 835 223
2905130000	Butan-1-ol (n-butyl alcohol)	3 857 155	27 566 789	6 422 337	47 001 664
2905140000	Other butanols	730 866	5 056 508	1 206 652	8 286 977
2905160000	Octanol (octyl alcohol) and isomers thereof	14 400	17 803 415	80 645	34 620 417
2905170000	Dodecan-1-ol (lauryl alcohol), hexadecan-1-ol, and octadecan-1-ol	51 773	504 181	150 534	1 396 259
2905190000	Other sulphonated, nitrated/nitrosated	708 036	5 752 500	1 505 973	11 137 097
2905220000	Acyclic terpene alcohols	254 300	1 285 931	2 677 354	13 075 577
2905290000	Other unsaturated monohydric alcohols	2 291	196 483	84 599	2 491 740
2905310000	Ethylene glycol (ethanediol)	36 795 256	263 868 122	45 127 562	330 604 048
2905320000	Propylene glycol (propane-1, 2- diol)	1 699 502	19 630 872	3 466 172	36 719 011
2905390000	Other diols	253 387	2 065 646	883 733	7 014 769
2905410000	2-ethyl-2-(hydroxymethyl) propane-1, 3-(trimethylolpropane)	159 167	695 888	420 703	1 841 510
2905420000	Pentaerythritol	332 901	3 664 129	563 490	5 492 469
2905430000	Mannitol	23 140	237 694	147 150	1 000 373
2905440000	D-glucitol (sorbitol)	104 001	1 270 704	74 242	1 033 432
2905450000	Glycerol	139 066	1 446 407	225 654	1 640 505
2905490000	Other polyhydric alcohols	36 278	651 121	120 855	1 855 505
2905590000	Other halogenated, sulphonated, nitrated derivatives of acyclic alcohol	1 150	140 749	20 275	754 166
2906110000	Menthol	23 250	279 877	585 074	6 824 387
2906120000	Cyclohexanol, methylcyclohexanols and dimethylcyclohexanols	1	5 951	381	53 395
2906130000	Sterols and inositols	21 409	148 602	326 981	1 821 093
2906190000	Other cyclic, cyclohexane, cycloheptane	51 605	406 018	1 024 942	5 846 577
2906210000	Benzyl alcohol	4 175	236 720	29 260	639 193
2906290000	Other aromatic alcohol	57 703	423 638	330 007	2 530 450
2907110000	Phenol (hydroxybenzene) and its salts	1 280 936	12 661 539	2 349 899	23 177 706
2907120000	Cresols and their salts	82 269	563 103	203 468	1 483 037
2907130000	Octylphenol, nonylphenol and their isomers, salts thereof	453 137	3 253 600	1 162 871	8 038 084
2907150000	Naphthols and their salts	10 038	104 225	53 904	496 158
2907190000	Other monophenols	457 853	2 566 317	794 607	5 361 705
2907210000	Resorcinol and its salts	8	304 975	341	1 629 981

**I.3. IMPOR MENURUT KOMODITI / IMPORT BY HS COMMODITY**  
**\*\*\* AGUSTUS/AUGUST 2011 \*\*\***

HS	Uraian Komoditi Commodity Description	Berat Bersih / Net Weight (Kg)		Nilai / Value C.I.F (US\$)	
		Bulan ini Current Month	Kumulatif Cum.Jan. to date	Bulan ini Current Month	Kumulatif Cum.Jan. to date
2907220000	Hydroquinone (quinol) and its salts	56 397	356 931	620 060	3 637 890
2907230000	4,4-isopropylidenediphenol (bisphenol a, diphenylolpropane) and i	48 848	395 846	87 279	972 169
2907290000	Other polyphenols; phenol-alcohols	12 964	185 772	86 405	990 469
2908110000	Pentachlorophenol (iso)	24 000	120 029	172 320	865 360
2908190000	Oth derivatives containing only halogen substituents and their salts	21	6 847	1 656	42 965
2908910000	Dinoseb (iso) and its salts	19 658	80 264	80 598	319 789
2908990000	Oth derivatives containing only sulpho groups their salts and esters	7 972	58 745	58 785	337 217
2909110000	Diethyl ether	0	15 541	0	175 952
2909191000	Methyl tertiary butyl ether	437	45 048	1 445	146 313
2909199000	Other acyclic ethers and their halogenated	124	39 111	2 457	242 822
2909200000	Cyclanic, cyclenic or cycloterpenic ethers & their halogenated deriv	29 740	115 119	188 206	2 467 076
2909300000	Aromatic ethers & their halogenated, sulphonated, or nitrosated d	39 085	437 323	142 862	4 220 448
2909410000	2,2-oxydiethanol (diethylene glycol, digol)	368 425	4 134 735	500 531	4 596 048
2909430000	Monobutyl ethers of ethylene glycol or of diethylene glycol	1 068 795	9 429 033	2 082 244	18 037 681
2909440000	Other monoalkylethers of ethylene glycol or of diethylene glycol	158 727	3 563 216	361 960	8 097 919
2909490000	Other ether-alcohols, their halogenated sulphonated, nitrated deri	543 763	4 573 721	1 902 444	14 388 542
2909500000	Ether-phenols, ether-alcohol-phenols & their halogenated, nitrated	19 366	118 297	136 023	1 509 238
2909600000	Alcohol peroxides, ether peroxides, ketone peroxides & their halo	59 512	908 333	101 516	2 078 413
2910100000	Oxirane (ethylene oxide)	0	26 615	0	162 700
2910200000	Methyloxirane (propylene oxide)	4 598 945	19 491 915	9 487 110	34 609 728
2910300000	1chloro2,3epoxypropane(epichlorohydrin)	41 649	323 062	121 718	958 335
2910900000	Other epoxides, epoxyalcohols, epoxy phenols & their halogenated	1 057	10 263	9 807	189 354
2911000000	Acetals & hemiacetals, whether or not with other oxygen function	18 623	75 227	74 315	446 401
2912111000	Formalin	0	101 345	0	55 335
2912119000	Other methanal (formaldehyde)	0	5	0	147
2912120000	Ethanal (acetaldehyde)	161	59 203	10 076	214 112
2912190000	Other acyclic aldehydes without other oxygen function	95 634	869 582	476 900	4 602 143
2912210000	Benzaldehyde	3 437	25 383	10 639	88 973
2912290000	Other cyclic aldehydes without other oxygen function	97 861	930 982	814 811	7 051 106
2912300000	Aldehyde-alcohols	10 996	58 731	151 120	694 303
2912410000	Vanillin (4-hydroxy-3-methoxybenzaldehyde)	16 912	246 020	215 684	2 822 119
2912420000	Ethylvanillin (3-ethoxy-4-hydroxybenzaldehyde)	8 879	199 726	138 664	3 862 454
2912490000	Other aldehyde-ethers, aldehyde-phenols & aldehydes with other o	4 748	46 857	78 507	397 144
2912500000	Cyclic polymers of aldehydes	506	11 813	6 649	82 612
2912600000	Paraformaldehyde	434 001	5 812 374	369 085	5 011 244
2913000000	Halogenated, sulphonated, nitrated or nitrosated derivat. of produc	291	4 930	205	31 696
2914110000	Acetone	787 837	13 296 583	874 743	14 438 296
2914120000	Butanone (methyl ethyl ketone)	2 190 443	20 988 184	5 597 382	46 988 224
2914130000	4-methylpentan-2-one (methyl isobutyl ketone)	13 450	3 506 059	88 540	7 455 904
2914190000	Other acyclic ketones without other oxygen function	6 841	172 880	28 011	1 878 885
2914210000	Camphor	33 968	286 123	123 525	1 618 949
2914220000	Cyclohexanone and methylcyclohexanones	152 829	2 451 067	327 028	5 829 135
2914230000	Ionones and methylionones	14 218	168 196	247 829	2 333 123
2914290000	Other cyclanic, cyclenic or cycloterpenic ketones without oth. o	106 446	1 192 092	1 889 471	13 330 969
2914390000	Other aromatic ketones without other oxygen function	8 836	89 577	61 738	1 269 716
2914400000	Ketone-alcohols and ketone-aldehydes	6 569	986 348	29 080	2 586 012
2914500000	Ketone-phenols & ketones without other oxygen function	2 651	116 139	32 401	2 132 908
2914610000	Anthraquinone	4	10 029	99	82 219
2914690000	Other quinones	4 539	32 533	66 158	648 823
2914700000	Halogenated, sulphonated, nitrated or nitrosated derivatives	7 230	60 299	93 403	666 144
2915110000	Formic acid	463 287	2 682 574	450 078	2 428 992
2915120000	Salts of formic acid	223 639	1 107 702	159 336	684 498
2915130000	Esters of formic acid	15 938	188 513	68 796	729 762
2915210000	Acetic acid	6 807 572	69 916 876	4 257 531	40 459 137
2915240000	Acetic anhydride	16 800	153 007	26 880	261 604
2915290000	Other acetic acid and its salts	180 066	1 543 727	1 128 069	5 695 340
2915310000	Ethyl acetate	1 027 726	10 614 656	1 123 985	11 621 440
2915320000	Vinyl acetate	3 212 061	27 945 008	3 941 947	28 774 992
2915330000	N-butyl acetate	330 031	2 736 516	510 572	4 350 193
2915360000	Dinoseb (iso) acetate	163	778	1 451	6 819
2915390000	Other esters of acetic acid	842 270	8 685 627	2 489 139	22 587 499
2915400000	Mono-, di- or trichloroacetic acids, their salts and esters	105 798	1 590 070	156 155	1 837 850
2915500000	Propionic acids, their salts and esters	70 721	1 084 229	201 333	3 236 324
2915600000	Butanoic acids, pentanoic acids, their salts and esters	306 413	2 365 668	723 507	5 961 592
2915701000	Palmitic acid, its salts and esters	259 792	1 920 791	599 212	4 506 363
2915702000	Stearic acid	274 310	2 140 268	507 749	3 967 827
2915703000	Salts and esters of stearic acid	249 791	2 945 537	509 567	5 959 504
2915901000	Acetyl chloride	21 716	115 044	90 323	439 130
2915902000	Lauric acid, myristic acid, their salts and esters	620 910	4 381 179	1 829 766	11 694 323
2915909000	Other saturated acyclic monocarboxylic acids & their anhydrides &	198 305	2 665 452	797 859	9 647 549
2916110000	Acrylic acid and its salts	337 379	3 854 179	1 006 977	11 395 409
2916120000	Esters of acrylic acid	2 225 756	18 349 680	6 361 377	54 771 993
2916130000	Methacrylic acid and its salts	63 958	973 384	230 943	3 283 351
2916141000	Methyl methacrylate	3 018 631	30 649 110	7 647 842	74 523 650
2916149000	Other esters of methacrylic acid	77 438	1 617 683	351 778	5 927 863

**I.3. IMPOR MENURUT KOMODITI / IMPORT BY HS COMMODITY**  
**\*\*\* AGUSTUS/AUGUST 2011 \*\*\***

HS	Uraian Komoditi Commodity Description	Berat Bersih / Net Weight (Kg)		Nilai / Value C.I.F (US\$)	
		Bulan ini Current Month	Kumulatif Cum.Jan. to date	Bulan ini Current Month	Kumulatif Cum.Jan. to date
2916150000	Oleic,linoleic or linolenic acids,their salts and esters	684	640 793	7 073	1 344 860
2916190000	Oth unsaturated acyclic monocarboxylic acids, their anhydrides & r	107 927	880 055	487 944	4 464 518
2916200000	Cyclanic, cyclenic or cycloterpenic monocarboxylic acids, their anhy	86 772	532 713	3 117 424	20 252 800
2916310000	Benzoic acid, its salts and esters	300 649	4 754 954	537 141	8 143 849
2916320000	Benzoyl peroxide and benzoyl chloride	1	454 527	16	661 690
2916340000	Phenylacetic acid and its salt	17	1 368	294	8 063
2916350000	Esters of phenylacetic acid	1 121	4 538	119 556	287 704
2916391000	2,4-dichlorophenyl acetic acid & its salts and esters	64 000	685 875	228 700	2 387 468
2916399000	Other aromatic monocarboxylic acids, their anhydrides, halides & p	34 050	496 158	287 348	3 690 223
2917110000	Oxalic acid, its salts and esters	4 781	939 557	28 237	962 596
2917121000	Diocetyl adipate (doa)	243 013	2 056 382	588 994	5 675 157
2917129000	Other adipic acid, its salts & esters	128 527	571 970	431 646	1 672 034
2917130000	Azelaic acid, sebacic acid, their salts and esters	34 424	150 522	229 187	848 464
2917140000	Maleic anhydride	22 522	1 015 588	44 927	1 699 996
2917190000	Other acyclic polycarboxylic acids, their anhydrides, halides & pero:	109 111	1 297 280	407 302	3 568 829
2917200000	Cyclanic, cyclenic or cycloterpenic polycarboxylic acids, their anhyd	13 543	515 148	41 575	1 248 912
2917320000	Diocetyl orthophthalates	112 292	3 243 873	240 875	5 229 130
2917330000	Dinonyl or didecyl orthophthalates	110 002	676 872	266 004	1 617 224
2917340000	Other esters of orthophthalic acid	150 913	2 030 047	349 200	4 671 101
2917350000	Phthalic anhydride	2 197 502	22 370 094	2 813 837	28 726 720
2917360000	Terephthalic acid and its salts	3 114 889	23 272 600	3 550 617	30 533 234
2917370000	Dimethyl terephthalate	25 000	175 000	37 000	271 750
2917391000	Triocetyltrimellitate (totm)	48 090	319 102	120 297	791 799
2917392000	Other phthalic plasticizers & esters of phthalic anhydride	106 492	514 658	206 929	939 741
2917399000	Other aromatic polycarboxylic acids, their anhydrides, halides & pe	335 490	4 078 904	846 549	8 275 686
2918110000	Lactic acid, its salts and esters	230 764	1 750 526	562 151	3 862 230
2918120000	Tartaric acid	1 000	211 716	3 100	561 674
2918130000	Salts and esters of tartaric acid	37 234	440 055	125 766	1 251 348
2918140000	Citric acid	2 334 665	20 585 907	2 926 464	24 840 742
2918151000	Calcium citrate	49 649	853 047	57 072	1 020 339
2918159000	Other salts and esters of citric acid	644 286	5 086 581	868 094	7 474 600
2918160000	Gluconic acid, its salts and esters	219 795	2 883 903	321 517	3 114 209
2918190000	Oth carboxylic acids with alcohol func tion but without other oxyge	205 915	866 408	554 435	2 077 309
2918210000	Salicylic acid and its salts	10 452	234 183	30 421	817 953
2918220000	O-acetylsalicylic acid,its salts and esters	2 000	232 154	8 800	767 936
2918230000	Other esters of salicylic acid & their salts	173 102	1 210 356	605 276	4 047 874
2918291000	Alkyl sulphonic ester of phenol	26	275	557	6 395
2918299000	Other carboxylic acids with phenol func tion but without other oxyg	32 482	498 799	210 241	3 219 255
2918300000	Carboxylic acids with aldehyde/ketone function but without other c	52 043	359 976	867 890	5 591 951
2918910000	2,4,5-t(iso) (2,4,5-trichlorophenoxy acetic	20 000	85 283	67 000	221 132
2918990000	Oth carboxylic acids with additional oxygen function,their anhydrid	64 839	683 103	426 477	3 874 156
2919100000	Tris(2,3-dibromopropyl) phosphate	109	63 113	901	312 200
2919900000	Oth.phosphoric esters,their salts,incl lactophosphates, their haloge	34 250	270 413	66 554	966 885
2920110000	Parathion (iso) & parathion-methyl (iso)	4 947	48 267	34 342	241 324
2920190000	Oth thiophosphoric esters, (phosphorothioates) & their salts	2 337	31 340	22 467	164 274
2920901000	Dimethyl sulphate (dms)	20 133	287 814	13 909	505 338
2920909000	Other esters of other inorganic acids of non metals and their salts	52 516	357 045	184 366	1 032 784
2921110000	Methylamine, di- or trimethylamine and their salts	88 510	1 225 423	215 138	2 599 567
2921190000	Other acyclic monoamines & their deri vatives; salts thereof	1 144 787	7 848 858	3 179 307	17 283 496
2921210000	Ethylenediamine and its salts	68 300	2 079 114	308 770	8 352 369
2921220000	Hexamethylenediamine and its salts	7 901	120 093	94 421	722 726
2921290000	Other acyclic polyamines & their deri vatives; salts thereof	342 336	2 522 195	1 136 093	8 177 576
2921300000	Cyclanic, cyclenic or cycloterpenic mono-or polyamines,& their deri	551 921	5 471 282	1 236 162	11 894 028
2921410000	Aniline and its salts	53 000	1 206 990	143 304	3 211 028
2921420000	Aniline derivatives and their salts	93 751	891 873	263 680	3 028 415
2921430000	Toluidines & their derivatives; salts thereof	994	69 368	7 187	428 967
2921440000	Diphenylamine & its derivatives; salts thereof	6 136	19 421	76 756	201 225
2921450000	1-naphthylamine (alpha-naphthylamine), 2-naphthylamine (beta-n;	21 631	424 923	78 610	2 038 443
2921460000	Amfetamine (inn), benzfetamine (inn), dexamfetamine(inn),etilamf	0	10	0	95
2921490000	Oth aromatic monoamines & their deri- vatives; salts thereof	350	47 236	18 467	291 529
2921510000	O-,m-,p-phenylenediam, diaminotolue nes & their derivatives; salts	267 534	2 123 423	932 734	7 655 634
2921590000	Oth aromatic polyamines & their deri vatives; salts thereof	191 996	2 323 974	1 393 360	13 125 478
2922110000	Monoethanolamine and its salts	7 889	859 772	13 726	1 459 431
2922120000	Diethanolamine and its salts	317 961	2 260 940	599 178	4 066 822
2922130000	Triethanolamine and its salts	94 604	892 363	180 127	1 656 682
2922191000	Ethambutol & its salts, esters & other drv suitable for produc of anti	8 840	78 080	228 369	2 028 510
2922192000	D-2-amino-normal-butyl-alcohol	1 555	119 065	21 828	518 885
2922199000	Oth amino-alcohols,phenylpropanola min hcl, tramadol, ketamin h	91 841	408 854	905 152	6 029 523
2922210000	Amino hydroxynaphthalene sulphonic acids and their salts	122 741	1 547 909	373 643	5 637 358
2922290000	Other amino-naphthols & other amino phenols	40 351	618 408	407 161	4 445 009
2922310000	Amfepramone (inn), methadone (inn) & normethadone (inn); salts	20	140	8 500	59 500
2922390000	Other amino-aldehydes,amino-ketones & aminno-quinones	5 212	132 219	66 364	1 451 455
2922410000	Lysine and its esters; salts thereof	159 845	3 058 531	750 152	7 713 480
2922421000	Glutamic acid	107 008	234 523	247 789	617 601
2922422000	Monosodium glutamate	1 084 850	12 618 539	1 395 879	15 945 777



**I.3. IMPOR MENURUT KOMODITI / IMPORT BY HS COMMODITY**  
**\*\*\* AGUSTUS/AUGUST 2011 \*\*\***

HS	Uraian Komoditi Commodity Description	Berat Bersih / Net Weight (Kg)		Nilai / Value C.I.F (US\$)	
		Bulan ini Current Month	Kumulatif Cum.Jan. to date	Bulan ini Current Month	Kumulatif Cum.Jan. to date
2922429000	Salts of glutamic acid	1 283	28 626	14 114	179 050
2922491000	Mephenamic acid and its salts	106 614	715 692	865 003	6 157 796
2922499000	Oth amino acids,o.t.t containing more than one kind of oxygen fun	135 782	1 732 311	1 129 186	12 052 433
2922501000	P-aminosalicylic acid & its salts,ester and other derivatives	51 018	260 419	136 181	950 895
2922509000	Oth amino-alcohol-phenols,amino-acid phenols oth amino-comp w	79 145	422 293	371 364	4 125 296
2923100000	Choline and its salts	239 665	6 730 619	293 958	7 953 457
2923201000	Lecithins, whether or not chemically defined	583 988	5 797 945	673 860	6 336 773
2923209000	Other phosphoaminolipids	316 723	2 008 394	607 612	3 834 720
2923900000	Oth quarternary ammonium salts and and hydroxides	385 393	3 109 563	836 467	6 629 913
2924110000	Meprobamate (inn)	0	19 698	0	70 569
2924120090	Other fluoroacetamide (iso), monocro thopos (iso), phosphamidon	5 999	76 831	21 060	349 259
2924190000	Oth acyclic amides (including acyclic carbamates), & their thrf, salts	279 541	2 165 644	619 429	6 120 259
2924211000	4-ethoxyphenylurea (dulcin)	0	621	0	6 848
2924212000	Diuron and monouron	0	81 825	0	458 958
2924219000	Other ureines & their derivatives;salts thereof	11 930	123 904	75 759	674 612
2924291000	Aspartame	159 549	1 079 455	2 543 814	18 689 712
2924292000	Butylphenylmethyl carbamate, methyl isopropyl phenyl carbamate	47 200	602 195	214 880	2 273 038
2924299010	Asetaminophen (paracetamol), saly cylmide, ethoxybenzamide	509 967	4 888 509	1 917 650	18 478 360
2924299090	Oth carboxamide-function compounds	203 365	1 145 436	1 550 862	8 886 002
2925110000	Saccharin and its salts	20 000	363 374	106 000	2 334 459
2925190000	Other imides & their derivatives, salts thereof	18 300	111 155	71 530	613 453
2925210000	Chlordimeform (iso)	0	7 100	0	32 800
2925290000	Other imines and their derivatives; and salts thereof	41 699	397 878	263 401	2 157 798
2926100000	Acrylonitrile	997 612	6 056 168	2 666 776	15 518 725
2926200000	1-cyanoguanidine (dicyandiamide)	9 569	192 150	12 405	348 657
2926900000	Other nitrile-function compounds.	95 350	1 156 124	2 406 425	33 537 065
2927001000	Azodicarbonamide	34 518	1 456 113	86 701	3 501 644
2927009000	Oth diazo-, azo- or azoxy-compounds.	76 286	730 989	215 268	2 656 951
2928001000	Linuron	5 000	6 612	64 250	70 013
2928009000	Other organic derivatives of hidrazine or of hydroxylamine	23 388	319 135	232 284	2 029 922
2929100000	Isocyanates	3 841 119	35 270 723	7 773 157	71 183 970
2929901000	Sodium cyclamate	146 500	661 000	328 928	1 328 646
2929909000	Other compounds with other nitrogen function	5 023	64 966	35 097	386 954
2930200000	Thiocarbamates and dithiocarbamates	349 407	2 294 844	1 533 497	14 322 401
2930300000	Thiuram mono, di or tetrasulphides	11 370	170 884	34 383	548 831
2930400000	Methionine	1 922 595	15 067 862	8 827 130	65 065 594
2930500000	Captafol (iso) & methamidophos (iso)	1 059	3 458	3 094	10 024
2930900000	Other organo-sulphur compounds	825 992	8 427 598	3 170 407	33 458 875
2931001000	Tetraethyl lead	140 657	1 109 124	1 386 029	9 539 132
2931002000	N-(phosphonomethyl)glycine and salts thereof	1 589 175	12 876 580	5 298 795	40 294 714
2931003000	Ethephone	5 693	201 976	33 178	790 176
2931004000	Organo-arsenic compounds	0	7 111	0	111 918
2931009000	Other organo-inorganic compounds	147 395	2 419 260	565 191	8 871 581
2932110000	Tetrahydrofuran	29 027	269 343	124 876	1 095 897
2932120000	2-furaldehyde (furfuraldehyde)	20 558	365 934	53 715	1 015 956
2932130000	Furfuryl alcohol and tetrahydrofurfuryl alcohol	123 200	870 568	333 453	2 341 884
2932190000	Oth compounds containing an unfused furan ring in the structure	11 686	78 741	275 166	3 901 074
2932210000	Coumarin, methylcoumarins & ethylcoumarins	5 491	131 378	44 985	1 250 551
2932290000	Other lactones	127 555	1 107 728	793 906	8 000 206
2932930000	Piperonal	13 000	32 200	309 931	791 747
2932950000	Tetrahydrocannabinols (all isomers)	60	60	1 800	1 800
2932991000	Carbofuran	59 129	1 183 998	1 022 410	17 402 870
2932999000	Other heterocyclic compound with oxygen hetero-atom(s) only.	131 891	1 240 195	1 597 346	14 328 795
2933111000	Dipyrone (antalgin)	63 805	434 916	589 394	4 294 602
2933119000	Other phenazone (antipyrin) and its derivatives	37 369	273 581	525 456	3 676 889
2933190000	Oth compounds containing an unfused pyrazole ring in the structur	30 690	266 953	1 588 263	13 943 351
2933210000	Hydantoin and its derivatives	35 252	644 669	54 539	1 350 671
2933291000	Cimetidine	5 135	24 206	82 050	560 416
2933299000	Oth compounds containing an unfused imidazole ring in the structu	43 410	304 311	784 681	5 444 186
2933310000	Pyridine and its salts	96 155	1 053 600	369 164	5 731 396
2933320000	Piperidine and its salts	0	1	0	68
2933330000	Alfentanil (inn), anileridine (inn), bezitramide (inn), bromazepam (ir	0	1	0	2
2933391000	Chlorpheniramine and isoniazid	7 639	71 759	269 171	1 455 262
2933392000	Isonicotinic acid hydrazide, & its salts esters,derived of pharmaceuti	7	1 448	1 156	185 387
2933393000	Paraquat salts	1 464 811	11 284 624	5 233 354	34 630 291
2933399000	Oth compounds containing an unfused pyridine ring in the structur	318 633	2 638 310	1 872 366	24 531 850
2933410000	Levorphanol (inn) and its salts	0	25	0	1 250
2933490000	Oth compounds containing in the struc. a quinoline or isoquinoline	19 722	259 697	281 946	4 275 103
2933520000	Malonylurea (barbituric acid) and its salts	10	60	1 447	10 320
2933530000	Allobarbital(inn),amobarbital(inn), bar bital(inn),butalbital(inn),but	4	1 110	375	41 153
2933540000	Other derivatives of malonylurea (barbituric acid), salts thereof	2	41	221	7 633
2933591000	Diazinon	16 000	39 793	97 120	266 158
2933599000	Oth compounds contain a pyrimidine ring or piperazine ring in the :	92 968	755 093	1 418 183	14 887 084
2933610000	Melamine	868 682	8 534 803	1 389 561	14 003 716
2933690000	Oth compounds containing an unfused triazine ring in the structure	417 303	4 992 266	908 490	9 054 108

**I.3. IMPOR MENURUT KOMODITI / IMPORT BY HS COMMODITY**  
**\*\*\* AGUSTUS/AUGUST 2011 \*\*\***

HS	Uraian Komoditi Commodity Description	Berat Bersih / Net Weight (Kg)		Nilai / Value C.I.F (US\$)	
		Bulan ini Current Month	Kumulatif Cum.Jan. to date	Bulan ini Current Month	Kumulatif Cum.Jan. to date
2933710000	6-hexanelactam (epsilon-caprolactam)	3 297 000	27 635 617	10 728 081	89 497 897
2933720000	Clobazam (inn) and methypylon (inn)	20	108	240 326	691 244
2933790000	Other lactams	54 330	237 569	460 601	2 369 698
2933910000	Alprazolam(inn), camazepam(inn), chlordiazepoxide(inn), clonazep:	72	10 490	133 202	839 828
2933991000	Mebendazole and parbendazole	3 021	57 926	177 504	1 382 435
2933999000	Other heterocyclic compounds with ni trogen hetero-atom(s) only.	77 995	1 105 779	1 584 040	11 662 990
2934100000	Compounds containing an unfused thiazole ring in the	14 118	116 441	167 361	1 608 094
2934200000	Comp containing in the structure a benzothiazole ring-system, not	206 507	1 201 597	794 726	4 530 749
2934300000	Comp containing in the structure a phenothiazine ring-system,not	15 417	106 434	132 557	1 328 223
2934910000	Aminorex(inn), brotizolam(inn), clotiazepam(inn),cloxazolam(inn),c	110	16 693	3 150	203 145
2934991000	Nucleic acid and its salts	19 924	69 761	248 909	2 112 391
2934992000	Sultones, sultams, diltiazem	273	39 983	100 727	3 208 691
2934993000	6-amino penicillanic acid	17 937	145 826	126 891	1 004 756
2934999000	Other nucleic acids and their salts, whether or not chemically defin	100 125	1 181 600	3 029 375	33 166 168
2935000000	Sulphonamides.	114 025	966 140	1 833 779	16 908 283
2936210000	Vitamins a & their derivatives	16 556	266 550	521 102	7 905 740
2936220000	Vitamins b1 & its derivatives	37 634	233 559	997 026	5 408 717
2936230000	Vitamin b2 & its derivatives	21 121	91 095	545 839	2 939 486
2936240000	D- or dl-pantothenic acid (vit b3 or vit b5 & its derivatives)	69 687	334 874	641 844	3 745 188
2936250000	Vitamin b6 & its derivatives	28 066	215 070	636 585	3 850 971
2936260000	Vitamin b12 & its derivatives	1 914	35 498	309 547	3 308 490
2936270000	Vitamin c & its derivatives	295 202	2 066 395	2 076 117	16 241 824
2936280000	Vitamin e & its derivatives	47 911	641 479	1 313 702	13 014 222
2936290000	Oth vitamins & their derivatives	162 411	865 726	1 138 167	10 341 798
2936900000	Oth vitamin, incl natural concentrates	234 266	2 138 768	1 301 827	14 763 063
2937190000	Oth polypeptide hormones, protein hormones	30	210	2 502	120 101
2937210000	Cortisone,hydrocortisone, prednisone & prednisolone (dehydrohyc	659	5 948	364 055	3 281 399
2937220000	Halogenated derivatives of corticosteroidal hormones	446	4 116	549 160	9 387 025
2937230000	Oestrogens & progestogens	6	5 783	121 847	7 410 488
2937290000	Oth steroidal hormones	338	5 891	428 320	4 466 449
2937310000	Epinephrine	0	4	0	38 099
2937390000	Oth catecholamine hormones	0	2	0	23 236
2937400000	Amino-acid derivatives	4 139	79 400	169 698	1 090 488
2937500000	Prostaglandins,thromboxanes & leukotrienes & their derivatives	7	22	9 738	52 338
2937900000	Oth hormones	1	55	690	68 396
2938100000	Rutoside (rutin) & its derivatives	237	1 055	15 065	72 674
2938900000	Oth glycoside, natural or reproduc and their salts, ethers, esters & i	2 628	15 980	138 495	541 995
2939110000	Concent of poppy straw, buprenorphine codein,ethylmorphin,etorj	22	1 583	21 199	703 556
2939190000	Oth alkaloids of opium	945	229 847	130 513	1 321 888
2939200000	Alkaloids of chinchona and their derivatives, salts thereof	0	2 079	0	245 848
2939300000	Caffeine & its salts	32 120	323 286	259 249	2 588 776
2939410000	Ephedrine & its salts	703	7 471	40 243	425 039
2939420000	Pseudoephedrine (inn) & its salts	2 141	28 896	110 240	1 656 043
2939490010	Phenylpropanolamine hcl (ppa)	5 607	20 489	237 102	855 759
2939490090	Other ephedrines and their salts	20 000	60 000	5 788	15 991
2939510000	Fenetyline(inn) & its salts	0	524	0	29 281
2939590000	Oth theophylline & aminophylline	4 834	59 128	279 986	2 187 058
2939610000	Ergometrine (inn) & its salts	0	2	0	15 680
2939620000	Ergotamine (inn) & its salts	0	10	0	45 259
2939690000	Oth alkaloids of rye ergot	9	122	34 573	410 926
2939919000	Oth cocaine, levometamfetamine	0	100	0	24 000
2939991000	Nicotine sulphate	0	16	0	5 359
2939999000	Oth vegetable alkaloids, natural or reproduc by synthesis & their sa	76	73 233	75 049	1 831 426
2940000000	Sugars, chemically pure, oth than sucrose, lactose, maltose	84 578	688 864	658 366	3 630 885
2941101100	Amoxicillins & its salts non-sterile	3 701	113 806	122 384	3 992 932
2941101900	Oth amoxicillins	37 440	388 573	1 087 200	11 375 441
2941102000	Ampicillin & its salts	7 217	96 943	915 255	9 259 937
2941109000	Other penicillins, their derivatvs with penicillanic acid structure; sal	3 792	59 983	739 664	7 497 770
2941200000	Streptomycins & their derivated, salt thereof	173	30 801	4 120	286 993
2941300000	Tetracyclines & their derivated, salt thereof	18 767	194 217	335 593	3 557 356
2941400000	Chloramphenicol & its derivated, salt thereof	13 641	111 994	633 260	3 421 139
2941500000	Erythromycin & its derivated, salt thereof	9 433	46 783	666 181	4 835 061
2941900000	Oth antibiotics(rifampicin, cephalosporin, their deriv,salts thrf, qui	164 151	993 436	3 602 357	41 460 872
2942000000	Oth organic compounds.	383 313	2 185 567	1 587 326	11 845 845
3001200000	Extracts of glands or oth organs or of their secretions	1 497	75 122	2 863	676 962
3001900000	Oth human or animal substanc. prepar. for therapeutic/prophylacti	175	32 756	27 916	459 812
3002101000	Plasma protein solution	1 655	8 916	402 865	2 006 360
3002102000	Antisera & modified immunological prods with or not obtain	606	6 299	366 900	5 463 140
3002109000	Oth antisera & blood fractions & modif immunological prods	9 927	68 714	2 746 868	17 372 809
3002202000	Pertusis, measles, meningitis a/c & poliovaccine	836	15 099	906 390	9 149 766
3002209010	Hepatitis vaccine	1 022	10 292	346 293	2 915 160
3002209090	Oth vaccine for human medicine	2 171	38 274	2 326 120	18 245 425
3002300000	Vaccines for veterinary medicine	60 225	427 771	2 584 044	19 847 679
3002900000	Oth human blood; animal blood prep for therapeutic	23 698	178 808	1 297 908	7 762 748
3003101000	Medicaments cont amoxicillin (inn) not put up in measur doses-for i	11 311	45 240	181 500	1 034 780

**I.3. IMPOR MENURUT KOMODITI / IMPORT BY HS COMMODITY**  
**\*\*\* AGUSTUS/AUGUST 2011 \*\*\***

HS	Uraian Komoditi Commodity Description	Berat Bersih / Net Weight (Kg)		Nilai / Value C.I.F (US\$)	
		Bulan ini Current Month	Kumulatif Cum.Jan. to date	Bulan ini Current Month	Kumulatif Cum.Jan. to date
3003109000	Oth medicam cont penicillins or drv not put up in measur. doses - fc	201	2 418	6 885	214 693
3003200000	Medicaments cont oth antibiotics	586	3 031	167 103	1 110 194
3003390000	Oth medicaments cont hormones or oth prod. - for retail sale	10 845	70 118	45 325	464 057
3003400090	Oth medicaments cont alkaloids or derivated thrf but not cont horr	0	16 635	0	983 608
3003900000	Oth medicaments cont >=2 constituent	45 873	399 787	300 130	8 019 295
3004101600	Containing ampicillin, amoxycillin or salts thereof, of a kind taken or	1 000	3 627	49 000	151 608
3004101900	Oth medicam cont penicillins or drv put up in measured doses-for r	20 708	101 771	166 876	1 248 043
3004102100	Medicam cont streptomycs-ointment put up in measur doses-for r	0	21	0	676
3004102900	Medicam cont oth streptomycins or therderivat other than ointmei	2 891	13 174	120 156	1 186 187
3004203100	Medicam cont erythromycin or drv thereof for taking orally	115	20 160	51 200	388 023
3004203200	Medicam cont erythromycin or drv thereof ointment	3	3	98	98
3004203900	Medicaments cont erythromycin or drv other for taking oralling or	0	562	0	53 818
3004207100	Medicam cont tetracyclilns or drv thereof for taking orally	0	95	0	5 204
3004207900	Medicam cont chloramphenicol or drv other for taking oralling or	6 516	64 234	120 084	995 173
3004209100	Medicam cont linc, sulf, iso, pyr or drv thereof for taking orally	1 615	18 182	170 451	2 224 169
3004209900	Medicam cont gentamycins or drv thereof for injection	30 811	196 077	798 230	7 624 583
3004310000	Medicam cont insulin-but not cont antibiotics	2 766	29 899	1 347 589	13 269 210
3004324000	Containing hydrocortisone sodium succinate or fluocinolone aceton	0	214	0	1 359
3004329000	Medic cont oth corticosteroid hormone	1 878	14 125	155 375	1 834 110
3004390000	Oth medicam cont hormon, adrenalin, oth prod of hd 29.37, not co	137 434	747 894	908 135	7 938 395
3004401000	Medicam cont morphine/its derivatives for injection	688	1 574	40 495	141 744
3004403000	Medicam cont quinine sulphate or bisulphate, for taking orally	0	6 223	0	21 295
3004409010	Medicaments cont morphine or its drv, for taking orally	303	804	77 181	327 701
3004409090	Medicaments cont morphine or its drv, not for taking orally	8 185	116 615	204 252	1 880 385
3004501000	Oth medicam cont syrups & drops of vitamins of a kind suitable for	6 862	46 104	38 422	415 210
3004508100	Medicam cont b complex vitamins	0	5 086	0	31 389
3004508900	Medicam cont oth b complex vitamin	1 021	25 984	42 737	1 455 604
3004509000	Oth medicaments cont vitamins or oth prods of heading 29.36	17 501	172 581	856 857	5 872 949
3004901000	Specialised medicines for cancer, aids or oth intractable diseases	9 855	47 654	2 796 976	21 443 364
3004902000	Oth medicam put up in measure doses-closed sterile water for	28	11 125	7 146	837 715
3004903000	Antiseptics	12 473	197 041	83 702	989 365
3004904900	Oth anaesthetics cont ketaminlidocain	9 340	25 796	119 794	1 688 850
3004905100	Analgesics, antipyretics & oth medicam cont acetyl salicylic acid	0	2 270	0	130 067
3004905900	Oth analgesics, antipyretics & med cont chlorp maleat, diclof, tram	8 647	28 251	368 619	1 850 683
3004906000	Antimalarials cont artemisinin, primaq artesunate or chloroquine (ir	0	11	0	402
3004907000	Anthelmintic cont piperazine, dichloro- phen or mebenda zole (inn)	3 446	3 446	12 500	12 500
3004908000	Transdermal therapeutic systems (tts) patches for cancer or heart c	2 512	5 432	184 758	415 443
3004909100	Oth medicam put up in measur doses- cont sulpiride(inn), cimetidin	677 342	5 300 076	794 443	5 948 516
3004909200	Oth medicam put up in measur doses- cont piroxicam(inn) or ibupr	19 640	54 825	357 377	1 119 270
3004909910	Oth medicam put up in measur doses- doses cont phenobarbital,	585	21 620	78 532	742 031
3004909990	Oth infusion fluids; nutritional or electrolytic solutions	725 252	3 978 854	19 808 593	146 430 060
3005101000	Adhesive dressing & oth articles cover impregnant w/ pharmaceuti	29 767	89 970	443 249	1 551 642
3005109000	Oth adhesive dressings & oth articles having an adhesive layer	9 497	55 245	180 517	1 118 626
3005901000	Bandages	26 042	162 880	367 008	2 535 195
3005902000	Gauze	15 816	96 720	103 041	757 529
3005909000	Oth wadding, impregnat/coated with pharmaceutical subst or put up	6 986	57 621	296 650	2 047 934
3006101000	Sterile absorbable surgical or dental yarn; sterile surgical or dental	6 936	24 944	116 583	376 334
3006109000	Sterile surgical catgut, similar sterile suture matt & sterile tissue	3 172	57 987	476 842	6 195 510
3006200000	Blood-grouping reagents	682	5 714	218 441	1 420 276
3006301000	Barium sulfate (for taking orally)	19 647	45 647	5 923	13 203
3006302000	Reagents of microbial origin for veterinary	97	657	3 077	71 422
3006303000	Oth microbial diagnostic reagents	0	2 001	0	25 786
3006309000	Oth opacifying prep for x-ray exam, diagnostic reagents design to be	2 840	697 906	158 351	2 775 060
3006401000	Dental cements & oth dental fillings	19 461	42 916	50 664	473 983
3006402000	Bone reconstruct cements	38	384	2 581	41 623
3006500000	First-aid boxes & kits	1 016	7 166	11 205	113 793
3006600000	Chemical contraceptive prep based on hormones	4 618	60 472	450 888	2 243 397
3006700000	Gel prep designed to be used in human or vet medic for parts of th	1 252	50 566	86 177	2 266 604
3006910000	Appliances identifiable for ostomy use	312	885	18 438	185 430
3006920000	Waste pharmaceuticals	1 308	1 308	2 124	2 124
3101001100	Supplement fertilizers in liquid form, not chemical treat-of solely ve	7 226	251 220	6 234	523 636
3101001900	Oth animal or vegetable fertilisers, of solely vegetable origin	148 965	2 929 783	288 660	1 748 143
3101009100	Oth animal or vegetable fertilisers, oth of solely vegetable origin-liq	0	13 640	0	78 600
3101009900	Oth animal or vegetable fertilisers	0	42 000	0	11 214
3102100000	Urea, with or not in aqueous solution	973	53 987 677	11 097	21 343 878
3102210000	Ammonium sulphate	15 332 500	320 404 591	3 855 957	66 529 051
3102290000	Oth double salts & mix of ammonium sulphate & ammonium nitrat	42 000	144 194	55 936	122 785
3102300000	Ammonium nitrate, with or not in aqueous solutions	39 477 720	284 996 298	23 707 803	168 935 413
3102400000	Mixt of ammonium nitrate with calcium carbonate or oth inorganic	240 541	1 033 544	86 772	347 189
3102500000	Sodium nitrate	809 000	5 272 450	433 095	2 782 874
3102600000	Double salts & mixtures of calcium nitrate & ammonium nitrate	1 081 001	8 730 916	376 678	3 303 032
3102900000	Oth mineral or chem fertilisers, nitrogenous inc mixt	26 200	928 511	49 905	557 052
3103101000	Feed grade	0	886 169	0	471 385
3103109000	Other suerphosphates	41 580 290	278 866 022	20 219 045	130 323 061
3103901000	Calcined phosphatic fertiliser	43 105	91 105	75 525	114 885

**I.3. IMPOR MENURUT KOMODITI / IMPORT BY HS COMMODITY**  
**\*\*\* AGUSTUS/AUGUST 2011 \*\*\***

HS	Uraian Komoditi Commodity Description	Berat Bersih / Net Weight (Kg)		Nilai / Value C.I.F (US\$)	
		Bulan ini	Kumulatif	Bulan ini	Kumulatif
		Current Month	Cum.Jan. to date	Current Month	Cum.Jan. to date
3103909000	Oth mineral or chemical fertilisers, phosphatic	104 318 351	919 499 221	13 222 358	100 771 985
3104200000	Potassium chloride	339 772 495	2 147 469 464	164 667 397	948 602 908
3104300000	Potassium sulphate	20 080	4 373 633	16 689	2 398 579
3104900000	Oth potassium salts	30 511 362	73 659 937	13 733 520	34 025 497
3105100000	Mineral or chemic fertilisers, tablet or similar forms-pack of a weigh	0	1 411 446	0	782 780
3105200000	Mineral or chemical fertiliser cont the elements nitro,phosphor & p	24 321 558	173 396 339	16 303 604	102 378 940
3105300000	Diammonium hydrogenorthophosphate (diammonium phosphate)	8 868 540	37 012 198	6 043 014	23 074 957
3105400000	Ammonium dihydrogenorthophosphate (monoammonium phosph	22 000	8 283 547	46 750	5 050 354
3105510000	Oth mineral or chemical fertilisers cont nitrates & phosphates	1 598 430	12 183 134	672 745	4 920 792
3105590000	Oth mineral or chemical fertilisers cont nitrogen & phosphorus	604 326	7 938 196	673 497	6 694 156
3105600000	Mineral or chemical fertilisers cont elements phosphorus & potassi	0	293 460	0	261 145
3105900000	Oth mineral or chemical fertilisers, in tablets or in pack < 10kg	330 922	5 648 255	191 825	3 659 238
3201100000	Quebracho extract	14 000	120 158	21 700	250 638
3201200000	Wattle extract	0	314 822	0	441 248
3201901000	Gambier	8	8	99	99
3201909000	Oth tanning extract of vegetable origin tannis & their salts, esters &	16 350	50 693	48 563	214 391
3202100000	Synthetic organic tanning substances	169 954	2 337 835	291 765	4 217 392
3202900000	Oth inorgan tanning subst;tanning prep with or not cont natural tar	94 351	2 062 794	224 324	2 814 300
3203001000	Coloring matter of vegetable or animal suitable for use in food or d	14 190	69 713	182 052	1 535 091
3203009000	Oth coloring matter of vegetable or animal not suitable for use in fr	797	10 341	90 365	877 227
3204111000	Disperse dyes crude & prep based & preparat based thereon, crude	400 021	6 460 420	3 054 913	38 270 364
3204119000	Oth disperse dyes & prep based thrv dyes and preparations based t	535 265	5 142 267	2 871 228	26 721 998
3204121000	Aciddyes whether or not premetallised	81 907	688 472	477 482	3 755 267
3204129000	Oth acid dyes whether or not premetallised & preparation based tl	24 756	376 683	161 548	2 423 979
3204130000	Basic dyes & preparat based thereon	78 425	700 075	376 327	2 737 871
3204140000	Basic dyes & preparat based thereon	431 319	2 746 487	1 419 892	10 318 185
3204150000	Vat dyes (incl those usable in that state pigments) & prep based the	89 969	1 462 601	684 633	10 647 878
3204160000	Reactive dyes & preparations based thereof	381 620	5 792 858	1 785 836	26 831 651
3204170010	Synthet organ pigment in powder form	799 396	7 441 296	7 042 310	61 158 343
3204170090	Other pigments & preparat based thereon	569 935	5 769 646	3 580 568	30 289 943
3204190000	Oth synthetic organic coloring matter, incl mix of coloring	330 144	3 521 882	1 451 549	12 072 994
3204200000	Synthetic organic prods of a kind used as fluorescent brightening a	119 898	2 528 664	832 561	17 181 711
3204900000	Oth synthetic organic coloring, matter, w/ or not chemically definei	412 686	2 556 678	1 407 000	9 115 851
3205000000	Color lakes; preparat as specified in based on color lakes	105 552	1 103 560	479 747	3 935 393
3206111000	Pigment base on titanium dioxide cont weight >= 80 %, on dry matt	5 244 419	46 818 757	18 486 535	144 314 930
3206119000	Preparate base on titanium dioxide, cont weight >= 80 %, on dry m	332 922	2 566 756	1 332 874	9 594 943
3206191000	Pigment base on titanium dioxide cont weight < 80 %, on dry matte	124 785	1 638 322	409 865	4 986 508
3206199000	Preparate base on titanium dioxide, cont weight < 80 %, on dry ma	191 676	1 441 345	919 157	7 528 173
3206201000	Chrome yellow,chrome green,molybdat orange/red base on chrom	42 722	704 395	153 763	3 253 216
3206209000	Oth pigments & prep based on chromium compounds	18 844	195 525	180 622	1 674 494
3206411000	Preparations of inorganic pigments ultramine pre based thereon	17 372	61 202	79 788	301 896
3206419000	Oth ultramarine & preparations based thereon	76 222	1 072 742	213 052	1 904 798
3206421000	Prep of inorganic pigments- litophone based on sulphide	475	160 560	5 663	163 702
3206429000	Oth litophone & oth pigments & prep based on sulphide	74 157	609 444	61 721	563 538
3206491000	Prep of inorganic pigment based on oth hexacyanoferrat (ferro&fer	124 212	1 522 752	423 075	4 491 748
3206499000	Oth pigment & prep based on hexacyano ferrates(ferrocyanides & i	146 761	2 142 595	1 175 900	15 695 115
3206501000	Prep of inorganic pigment of a kind used luminophores	25 085	238 071	203 530	1 731 253
3206509000	Oth inorganic prods of a kind used as luminophores	59 094	992 572	907 705	5 095 673
3207100000	Prepared pigments, prep opacifiers prep colors & similar prep	2 409 467	8 307 579	3 931 887	26 295 016
3207201000	Enamel frits	328 351	3 446 723	619 760	4 541 872
3207209000	Oth vitrifiable enamels & glazes, engobe (slips) similar prep	769 155	6 621 278	9 439 010	21 447 517
3207300000	Liquid lustres & similar preparations	45 611	328 803	276 957	2 396 452
3207400000	Glass frit & oth glass, in the form of powder granules or flakes	6 421 949	54 250 778	3 877 393	31 013 057
3208101100	Varnishes>100-c hr, based on polyester for dental use, dispersed in	3 650	4 422	32 621	38 810
3208101900	Oth varnishes based on polyesters <100-c hr, disper in a nonaqueou	58 608	405 529	280 792	2 268 655
3208109000	Other paints & varnishe (incl enamels & lacquers polyester dispers,	379 067	3 361 148	1 946 004	17 234 082
3208204000	Anti-fouling/anti-corrosive paints for ships hull base on acrylic/viny	252 055	912 591	892 830	3 520 810
3208207000	Varnishes (including lacquers), of a kind used in dentistry	10 269	96 172	40 870	301 568
3208209000	Other paints & varnishes (incl enamels& lacquers) based on acrylic,	545 200	4 506 578	2 720 284	20 875 329
3208901100	Varnishes (incl.lacquers),exceed >100-c heat-resistant used in dent	3 793	32 144	39 863	281 724
3208901900	Varnishes (incl.lacquers),exceed >100-c heat-resistant used in oth t	331 897	2 620 156	1 936 982	13 535 151
3208902100	Varnishes (incl.lacquers),exceed >100-c heat-resistant used in dent	0	14 716	0	28 889
3208902900	Varnishes (incl.lacquers),exceed >100-c heat-resistant used in oth t	94 734	1 282 459	882 914	9 507 280
3208909000	Oth paints & varnishes dispersin a nonaqueous	637 054	4 647 325	3 542 513	26 584 657
3209101000	Varnishes(inc lacquer)>100-c hr-acrylic vinyl polymer, dispers in a	248 778	1 514 517	637 551	4 475 194
3209104000	Leather paints-based on acrylic or vinyl polymers dispers in a aquee	5 437	65 483	20 005	208 169
3209105000	Anti-fouling/corrosive paints for ships hulls-acrylic/vynil polymers	31 048	214 535	76 524	643 042
3209109000	Oth paints & varnishes dispers a aqueous medium	170 635	2 444 555	817 488	6 843 867
3209900000	Oth paints based on others varnishes dispers in a aqueous medium	292 893	4 629 084	1 257 212	15 096 788
3210001100	Varnishes (incl lacquers) > 100-c hr of a kind used for finishing leat	4 138	10 529	22 167	57 429
3210001900	Varnishes (incl lacquers) < 100-c hr of a kind used for finishing leat	29 004	272 388	148 504	1 087 952
3210003000	Prepared water pigments of a kind used for finishing leather	10 070	266 623	22 965	854 094
3210005000	Polyurethane tar coating of a kind used for finishing leather	15 365	224 898	152 918	1 530 703
3210009000	Other paints & varnishes of a kind used for finishing leather	272 705	1 692 950	839 938	5 385 508
3211000000	Prepared driers	118 083	891 527	339 721	3 101 124

**I.3. IMPOR MENURUT KOMODITI / IMPORT BY HS COMMODITY**  
**\*\*\* AGUSTUS/AUGUST 2011 \*\*\***

HS	Uraian Komoditi Commodity Description	Berat Bersih / Net Weight (Kg)		Nilai / Value C.I.F (US\$)	
		Bulan ini Current Month	Kumulatif Cum.Jan. to date	Bulan ini Current Month	Kumulatif Cum.Jan. to date
3212100000	Stamping foils	74 042	537 635	367 016	4 045 725
3212901100	Aluminium paste	143 116	1 358 751	1 020 742	9 471 326
3212901200	Oth pigments (incl metallic powder & flakes),for leather-dispers,no	17 880	260 746	53 372	866 495
3212901900	Oth pigments (incl metallic powder & flakes), dispers in non-aqueou	128 433	1 036 167	648 751	6 239 840
3212902100	Dyes or oth coloring matter in forms for ret sale-suitable for food o	0	889	0	3 054
3212902900	Oth dyes or oth coloring matter in forms or pack for retail sale	40 625	340 035	300 412	2 633 470
3213100000	Colors in set, in tablet, tubes, jars, bottles, pans or in similar forms/	111 042	712 866	261 746	2 664 852
3213900000	Oth artist, students or signboard, in tablet,tubes,jars,bottles, pans	28 177	207 500	61 574	566 576
3214100000	Glaziers putty, grafting putty, cements caulking compound	470 777	3 204 120	1 867 585	13 529 357
3214900000	Oth painters fillings; non-refractory surfacing preparat for facades	495 476	5 453 577	1 682 195	14 036 507
3215111000	Printing uv curable inks-black	6 858	88 081	59 616	849 163
3215119000	Printing other than uv curable inks- black	116 705	1 140 307	2 915 838	18 209 812
3215190000	Printing inks, other than black	689 328	5 328 413	3 176 562	38 455 551
3215901000	Carbon mass for one time carbon paper	776	37 538	2 976	113 179
3215906000	Drawing ink and writing ink	18 972	254 887	160 349	2 081 734
3215909000	Oth printing ink, writing/drawing ink with or not concentrated or sc	65 457	754 522	705 749	7 478 806
3301120000	Pharmaceutical grade - of orange and oth essential oils of orange	30 942	397 491	326 468	2 889 705
3301130000	Pharmaceutical grade - of lemone and oth essential oils of lemone	568	107 283	27 012	2 895 415
3301190000	Other essential oils of citrus fruit	171 866	1 670 577	378 236	3 168 104
3301240000	Essential oils - of peppermint (mentha piperita)	755	48 258	21 779	902 434
3301250000	Pharmaceutical grade - of oth mints oth essential oils of oth mints	18 748	192 665	178 184	1 214 946
3301291100	Pharmaceutical grade of lemon grass of citronela, cinnamon, ginger	0	103	0	4 928
3301291200	Pharmaceutical grade of sandalwood	0	1 331	0	855
3301291900	Oth pharmaceutical grade-essential oils oth than those of citronelk	122 152	1 566 624	1 624 803	18 252 361
3301299100	Oth pharmaceutical grade of lemon grass of citronella, cinnamon, g	1 081	46 747	61 653	97 875
3301299900	Oth essential oils-oth than pharmaceutical grade	45 075	384 437	799 099	7 024 383
3301300000	Resinoids	4 041	75 606	138 606	804 321
3301901000	Aqueous distillates & solutions of essential oils suitable for medic u	0	72 652	0	237 932
3301909000	Oth essential oils (terpeneless or not), incl concretes& absolutes; re	45 870	432 621	909 581	6 059 807
3302109000	Oth mixed of odoriferous of a kind used in the food or drink industr	100 162	1 260 840	1 458 141	15 685 788
3302900000	Oth prep based on odoriferous substances for the manufacture of l	1 534 531	12 916 693	22 723 208	191 776 273
3303000000	Perfumes & toilet waters	117 598	1 009 404	6 051 791	49 828 491
3304100000	Lip make-up preparations	33 752	278 232	788 210	6 785 942
3304200000	Eye make-up preparations	43 017	293 033	958 754	7 158 513
3304300000	Manicure or pedicure preparation	1 191	17 225	19 883	231 803
3304910000	Powders, whether or not compressed	74 071	735 148	1 502 830	6 820 923
3304991000	Face & skin creams & lotions	492 510	3 346 341	5 290 071	37 499 578
3304992000	Anti-acne creams	31	907	817	25 692
3304999000	Oth beauty/make-up prep & prep for the care of the skin (oth than	127 182	1 016 920	1 768 568	16 487 753
3305100000	Anti-mycosis shampoos & other shampoos	3 125 185	19 404 830	14 051 434	85 851 313
3305200000	Preparat for permanent waving or straightening	11 046	245 303	110 503	1 133 718
3305300000	Hair lacquers	28 866	241 259	179 780	1 359 033
3305900000	Others preparations for use on the hair	550 411	2 887 103	2 687 137	15 571 451
3306101000	Prophylactic pastes & powders	184 428	909 890	1 083 260	5 304 593
3306109000	Others dentifrices	5 280	59 774	27 088	309 681
3306200000	Yarn used to clean between the teeth (denital-floss)	836	4 407	26 054	95 703
3306900000	Oth prep for oral/dental hygiene, incl. denture fix-ative pastes & pc	44 119	711 162	130 284	1 498 392
3307100000	Pre-shave, shaving or after-shave preparations	8 258	135 863	100 359	3 641 509
3307200000	Personal deodorants & antiperspirants	169 258	697 818	1 678 842	6 704 448
3307300000	Perfumed bath salts & oth bath preparations	107 020	744 477	232 006	1 609 927
3307410000	Oth agarbatti & oth odoriferous prep. which operate by burning	260 267	2 628 599	228 012	2 342 749
3307491000	Room perfuming preparations	72 778	349 587	759 816	4 868 596
3307499000	Oth prep for perfuming or deodor rooms, incl odoriferous preparat	37 833	297 153	175 977	1 440 096
3307901000	Animal toilet preparation,oth perfumery or cosmetics, including de	8 219	40 788	23 811	90 278
3307902000	Contact lens solution	67 830	597 805	268 703	2 142 539
3307903000	Papers & tissues, impregnated or coated with perfume or cosmetic	7 529	205 705	15 826	575 667
3307904000	Animal toilet preparations;oth perfum or cosmetics, includ depilatc	20 487	103 320	128 146	738 485
3307909000	Oth pre-shave, cosmetic or toilet prep, prep rooms deodorisers, w/	8 735	99 281	144 210	994 925
3401111000	Soap, organic surface-active-for toilet use-medicated prods	8	179 689	505	251 725
3401112000	Bath soap	74 196	2 332 163	181 283	4 231 669
3401113000	Oth toilet use,of felt or nonwovens, im pregnated,coat with soap o	0	310	0	9 400
3401119000	Oth soap & organic surface for toilet use	8 477	57 691	39 496	268 882
3401191000	Oth than for toilet use-felt/nonwovens impregnated,coat with soap	2 717	7 626	27 004	91 349
3401199000	Oth soap & organic surface other than for toilet use	3	4 331	59	25 122
3401201000	Soap in oth form for flotation deinking or recycled paper	0	23 207	0	432 774
3401209000	Soap in oth forms, other than chips	837 424	3 271 116	1 346 596	6 044 335
3401300000	Organic surface-active prods & prep for washing in the liquid, put fr	31 264	346 320	416 889	3 868 711
3402111000	Organic surface-active agents, with/not for retail sale; sulphated fa	112 367	420 057	262 535	1 328 796
3402112000	Wetting agents used in the manufacture of herbicide	71 925	931 306	210 713	2 662 202
3402119000	Oth anionic-organic surface-active agent with or not put up for reta	591 166	5 159 249	1 546 097	12 979 934
3402121000	Wetting agents used in the manuf of herbiced-cationic	4 941	310 956	9 593	640 062
3402129000	Oth cationic-organic surface-active agent with/not put up for retail	758 910	7 123 073	2 166 088	20 063 548
3402130000	Organic surface-active agents,with or not for retail sale; non-ionic	1 021 840	13 652 900	3 522 918	39 331 195
3402190000	Oth organic surface-active agents,with or not up for retail sale	710 206	7 035 132	1 969 213	18 359 552
3402201100	Anionic surface active prep. in liquid form-put up for retail sale	171 945	1 309 952	242 209	2 150 754

**I.3. IMPOR MENURUT KOMODITI / IMPORT BY HS COMMODITY**  
**\*\*\* AGUSTUS/AUGUST 2011 \*\*\***

HS	Uraian Komoditi Commodity Description	Berat Bersih / Net Weight (Kg)		Nilai / Value C.I.F (US\$)	
		Bulan ini Current Month	Kumulatif Cum.Jan. to date	Bulan ini Current Month	Kumulatif Cum.Jan. to date
3402201200	Anionic washing prep & cleaning prep, incl bleach cleans,liquid forr	41 435	840 060	308 019	2 994 080
3402201300	Oth surface active preparations- in liquid form, for retail sale	77 218	553 529	67 259	791 221
3402201900	Oth wash prep & clean prep,incl bleach cleans & degreas prep,liqui	226 489	1 720 894	637 074	5 777 315
3402209100	Anionic surface active prep. oth than in liquid form-for retail sale	784	96 041	10 911	80 124
3402209200	Anionic washing prep &clean prep, incl bleach,cleans-oth than liqui	20 000	20 851	4 975	7 590
3402209300	Oth surface active preparation-oth than in liquid-for retail sale	387	58 779	1 495	219 347
3402209900	Oth wash prep & clean prep,incl bleach cleans, oth than liquid, reta	60 537	951 954	170 352	3 036 022
3402901100	Anionic surface active preparat-liquid not put up for retail sale	355 718	3 092 553	876 002	8 292 851
3402901200	Oth anionic wash prep & clean prep, incl bleach,liquid,not for retail	640 785	2 043 640	1 501 617	4 740 875
3402901300	Anionic washing prep.or cleaning incl.bleaching, cleansing or degre	234 235	3 242 213	550 121	5 606 780
3402901400	Oth organic surface active in liquid form, wetting agents	50	160 105	655	427 518
3402901500	Oth organic surface active in liquid form, not wetting agents	113 824	1 476 331	685 244	11 615 004
3402901900	Oth wash prep & clean prep,incl bleach cleans, in liquid-not for ret	228 196	1 699 673	609 702	5 466 475
3402909100	Anionic surface active preparations,oth than liquid- not for retail sa	346	121 057	2 329	368 877
3402909200	Anionic wash prep & clean prep,incl bleach,cleans-not liquid-not re	86 280	859 334	269 565	1 863 695
3402909300	Anionic surface-active prep,not liquid form not for retail sale	247 393	2 913 404	388 519	4 231 354
3402909400	Anionic surface-active prep, not liquid form, wetting agents not for	4 393	101 561	10 496	234 523
3402909500	Anionic surface-active prep, not liquid form,not wet agents not for	144 076	6 331 139	431 042	12 785 625
3402909900	Oth wash/lean prep,incl bleach cleans oth than liquid-not for retail	213 653	2 364 810	816 679	8 036 089
3403111100	Liquid lubricating oil prep, for treatm of textile,or oth materials, coi	150 103	776 604	425 029	1 987 490
3403111900	Oth liquid preprtion for the treatment textile or oth materials, cont	22 350	247 774	57 658	613 567
3403119000	Oth prep for the treatment of textile materials,oth than liquid,cont	178 579	1 571 979	598 224	5 008 569
3403191100	Liquid oil for aircraft engine cont. petroils/oils obtain. bituminous n	0	25 273	0	218 742
3403191200	Other liquid prep content silicone oil, cont petrole oils,or bituminou	13 078	113 882	19 758	534 178
3403191900	Other liquid for other purposes cont petrol oil or bituminous miner	2 949 445	25 653 702	7 557 323	60 299 961
3403199000	Oth lubricating prep cont petroleum oil	892 211	6 757 176	2 638 201	20 149 659
3403911100	Liquid prep cont silicone oil-for treat of textile,or oth matt,not cont	43 633	479 439	236 147	2 219 755
3403911900	Liquid prep for treatment of textile mater,not cont petroleum oil &	278 348	2 122 564	771 318	6 457 532
3403919000	Liquid preparat for treatment of textil or the materials, not cont pe	490 546	5 265 757	1 490 073	14 425 526
3403991100	Liquid oil for aircraft engine not cont petroleum oils or oils obtain b	1 525	2 943	9 688	34 860
3403991200	Other liquid prep content silicone oil cont petrol oil,or bituminous r	894	1 013	5 282	10 687
3403991900	Other liquid for other purpose not cont petroleum oil or bituminou	55 798	512 653	192 473	1 701 795
3403999000	Preparat for treat of textile,leather oth mater,not cont petrol oil,nc	332 302	2 705 511	1 826 085	14 728 327
3404200000	Artificial waxes & prepared waxes,of poly(oxyethylene) (polyethyle	236 346	2 354 649	599 855	5 866 026
3404900000	Oth artificial waxes & prepared waxes.	685 137	7 523 559	2 153 518	21 212 944
3405100000	Polishes, creams & similar preparat for wear or leather	9 609	174 807	78 790	1 014 387
3405200000	Polishes,creams & similar prep for the maintenance of wooden furn	6 011	37 418	37 052	182 164
3405300000	Polishes & similar prep for coachwork, other than metal polishes	2 288	194 319	15 024	567 049
3405401000	Abrasive lapping & honing,in the form of flour,scouring pastes & pc	394	23 754	5 875	100 271
3405409000	Oth scouring pastes & powders & other scouring preparations	57 177	385 235	249 280	1 609 111
3405901000	Metal polishers	54 741	323 689	51 569	844 965
3405909000	Oth polishes & cream, for footwear, furniture, floors	57 325	879 858	220 864	2 241 760
3406000000	Candles, tapers & the like.	55 595	791 837	97 924	1 793 095
3407001000	Modelling pastes, incl those put up for childrens amusement	8 736	159 930	62 680	440 512
3407002000	Prep known as "dental wax", in sets, in packings,retail sale or in pla	2 051	10 278	41 242	142 957
3407003000	Other preparations for use in dentistry, with a basis of plaster (of c	83	19 281	2 970	205 874
3501100000	Casein	117 225	1 737 059	1 134 328	14 483 074
3501901000	Caseinates & other casein derivatives	46 898	509 032	508 146	4 917 985
3501902000	Casein glues	582	1 263	5 919	21 027
3502110000	Egg albumin - dried	1 000	10 157	15 000	78 825
3502200000	Milk albumin,incl concentrates of >= 2 whey proteins	1 132	515 406	13 332	1 966 651
3502900000	Oth egg albumin	1	21	96	3 038
3503001000	Glues of animal origin	54 406	298 738	429 889	3 444 112
3503002000	Gelatin in powder form with bloating level a-250 or b-230 or more	28 199	412 324	196 663	1 714 859
3503003000	Isinglass	0	460	0	26 220
3503009000	Oth gelatin derivatives,isinglass,other glue of animal origin,excl cas	211 559	2 115 488	1 356 587	12 163 549
3504000000	Peptones and their derivatives, other protein substances and their	428 479	5 536 730	1 854 281	17 651 055
3505101000	Dextrins, soluble or roasted starches	7 339 912	46 858 762	4 370 724	36 905 980
3505109000	Oth dextrins & oth modified starches	4 435 090	37 192 206	4 660 903	40 204 064
3505200000	Glues based on starches/dextrins	418 532	3 607 020	1 127 380	8 346 229
3506100000	Prods suitable for use as glues/adhesive for ret sale as glues/adhes	211 682	3 350 216	1 246 894	14 086 485
3506910000	Adhesives based on polymers of heading 39.01 to 39.13 or on rubb	2 008 401	16 692 014	6 019 410	51 499 864
3506990000	Oth prepared glues & oth prepared adhesives, nes	991 598	8 567 172	4 039 417	35 516 124
3507100000	Rennet & concentrates thereof	305	5 925	13 548	224 093
3507900000	Oth enzymes; prepared enzymes nes or include	413 020	3 850 584	2 300 574	24 076 165
3601000000	Propellent powders	0	48 004	0	894 014
3602000000	Prepared explosive, oth than propellent powders	290 642	1 146 409	1 490 256	7 688 343
3603001000	Semi-fuses, elemented caps, signal tubes	28 776	410 833	747 382	11 416 651
3603002000	Safety fuses or detonating fuses	183	170 552	799	1 726 494
3603009000	Oth safety fuses, detonat fuses, percus sion detonat caps,igniters,e	133 206	4 495 290	4 348 875	25 648 724
3604100000	Firecrackers and other fireworks	873 790	14 680 224	1 077 304	18 684 761
3604901000	Distress signal equipment	0	367	0	7 626
3604909000	Oth signalling flares, rain rocket, for signal & oth pyrotechnic article	0	32 876	0	280 658
3606100000	Liquid/liquified-gas fuel in containers used for filling or refilling <= 3	0	13 712	0	16 597
3606901000	Solid or semi-solid fuels, solidified alcohol & oth similar prepared fu	0	18	0	231

**I.3. IMPOR MENURUT KOMODITI / IMPORT BY HS COMMODITY**  
**\*\*\* AGUSTUS/AUGUST 2011 \*\*\***

HS	Uraian Komoditi Commodity Description	Berat Bersih / Net Weight (Kg)		Nilai / Value C.I.F (US\$)	
		Bulan ini Current Month	Kumulatif Cum.Jan. to date	Bulan ini Current Month	Kumulatif Cum.Jan. to date
3606902000	Lighter flints	1	53 151	5	910 608
3606904000	Resin torches, firelighters & the like	0	3 310	0	16 077
3606909000	Oth articles of combustible material as specified note 2 to this chap	673	30 271	2 771	152 575
3701100000	Photographic plates & film in the flat for x-ray	31 730	419 841	735 576	7 272 496
3701200000	Instant print film	263	4 783	36 287	88 174
3701300000	Oth plates & film, with any side>255 mm specially for printing indu:	306 041	2 433 976	2 083 456	14 886 793
3701910000	Oth plates & film for color photogrhap (polychrome)	0	5 574	0	19 923
3701990000	Oth plats & film photogrhap (polychrome) specially manuf for printii	68 539	746 442	78 854	877 579
3702100000	Film for x-ray	454	14 401	44 395	557 216
3702310000	Oth film,without perforat,of width not exceed 105 mm for photogr	0	379	0	3 103
3702324000	Instant print film in bands of width >= 16 mm & length >=120m	0	25 359	0	40 832
3702329000	Oth film with silver halide emulsi, of a width < 105 mm	1	16 443	1	49 653
3702393000	Oth infra red transparent film, of a width < 105 mm	91	8 219	907	58 075
3702399000	Oth film without perforations of a width < 105 mm	0	34 576	0	111 974
3702419000	Film for use oth than in medical,surgi cal,dental or veterinary scienc	0	4 630	0	2 713
3702433000	Infra red transparent film, width > 610 mm, length < 200 m	0	26 001	0	238 707
3702435000	Film, width > 610mm, length < 200m specially prepared for medica	3 080	40 188	53 332	543 964
3702439000	Oth film of width > 610 mm & length < 120 m	0	43 632	0	679 556
3702443000	Infra red transparent film, 105mm < width < 610mm	11 047	68 918	65 729	496 474
3702445000	Film, 105mm< width<610mm, specially prepared for medical servic	8 162	70 679	144 918	1 005 311
3702449000	Oth film, 105mm < width < 610 mm & length < 120m	559	32 873	6 762	198 193
3702519000	Oth film for color photo width < 6mm, length < 14 m	741	741	2 327	2 327
3702522000	Film for color photo width<6mm, length >14 m, for cinematograph	0	116	0	10 833
3702529000	Film for color photo width<16mm, length > 14 m	4	148	433	10 778
3702549000	Oth film for color photo 16mm<width<35mm, length<30m, oth thar	0	18 335	0	435 716
3702552000	Film for color photo 16mm< width<35mm, length<30m, for cinema	9 315	55 270	429 262	1 956 427
3702565000	Film width>35mm,for color photography specially prepared for me	0	87	0	2 332
3702914000	Infra red transparent film oth than color photog width < 16mm	0	39	0	170
3702939000	Oth film oth than for color photo 16mm< width<35mm, length<30r	0	1	0	5
3702956000	Film oth than for color photo width > 35 mm prepared for medical	0	8	0	167
3702959000	Oth film oth than for color photography	3 039	14 829	12 872	53 490
3703100000	Photographic paper, paperboard&textil, unexposed, rolls,width of r	4 258	468 713	12 444	2 565 515
3703200000	Oth photograph paper, sensitis, unex- posed for color photography	166 949	1 721 684	1 078 881	10 755 120
3703900000	Oth photograph paper, paperboard & text sensitised, unexposed.	113 000	435 544	152 174	1 056 682
3704001000	Plate & film for x-ray,unexposed but not developed	3	618	41	105 817
3704009000	Oth photograph plates,film,paper,paper- board & textiles,expos bu	9 777	52 718	34 784	229 057
3705100000	Photograph plates & film, expos & developed,for offset reproduc	1 710	172 684	2 809	167 937
3705901000	Photograph plates & film, exposed & developed,for x-ray	0	124	0	4 941
3705902000	Microfilms, exposed and developed	0	34	0	376
3705909000	Oth photograph plates & film,expos & developed,oth than cinemat	2 639	47 395	62 588	378 217
3706101000	Newsreels,travelogues,technical & scienc- tic film exposed&develop	0	17 366	0	1 243 566
3706109000	Oth cinematograph film, expos & deve- loped of a width >= 35 mm	6 239	20 014	374 501	1 308 992
3706909000	Oth cinematgrphic film,expos & develop with or not incorporating :	6	229	145	6 098
3707100000	Sensitising emulsion,for photo use (oth than varnishes, glues, adhe	4 692	75 262	42 248	321 451
3707901000	Flashlight materials, unmixed prods for photog uses,put up in meas	31	5 423	44 335	701 461
3707909000	Oth chemical prep for photographic uses, put in measur portions, r	232 762	2 836 579	1 298 536	11 877 781
3801100000	Artificial graphit,in the form of paste blocks,plates or oth semiman	465 255	1 487 524	818 951	3 644 710
3801200000	Colloidal/semi-colloidal graphite, in pastes,blocks,plates or oth ser	15 910	152 837	63 117	419 042
3801300000	Carbonaceous pastes for electrodes & similar paste & for furnace li	1 945 376	9 524 460	1 367 292	7 207 838
3801900000	Oth artificial graphit;colloidal or semi graphite,pastes, blocks or pla	49 193	393 833	369 717	3 102 050
3802100000	Activated carbon, including spent animal black	386 373	3 572 470	743 229	6 926 222
3802902000	Activated clays & activated earth, incl spent animal black	519 205	5 186 469	126 001	1 362 203
3802909000	Oth activat natural mineral prod,animal black include spent animal	971 109	7 119 493	660 329	6 690 595
3803000000	Tall oil, whether or not refined.	25 224	297 173	50 419	871 503
3804001000	Concentrated sulphite lye	19 051	759 682	22 538	571 639
3804009000	Oth residual lyes from woodpulp with or not concentrat,desugar or	678 316	5 337 302	1 117 670	9 322 020
3805100000	Gum, wood or sulphate turpentine oils	15 687	81 334	36 835	213 700
3805900000	Oth terpenic oil produc by the distillat of coniferous wood & oth cr	147 203	1 406 105	478 050	4 838 054
3806100000	Rosin & resin acids	122 377	1 187 048	337 607	3 777 409
3806200000	Salt of rosin,of resin acid, of drv or resin acid,oth than salt of rosin :	10 089	90 554	45 293	375 225
3806301000	Ester gums - in blocks	0	75	0	357
3806309000	Ester gums - in oth forms	99 658	1 064 693	293 533	4 008 951
3806901000	Run gums in blocks	0	1	0	4
3806909000	Oth derivates rosin & resin acids thereof	265 406	3 842 222	861 576	12 000 995
3807000000	Wood creosote	0	190 287	0	239 809
3808501100	Intermediate preparations for the manufacture of insecticides,subt	29 514	500 545	230 638	2 999 399
3808501200	Insectisides in the form of mosquito coils/mosquito coil powder, su	0	11 121	0	150 649
3808501900	Insecticides, in oth form, subhd note 1	207 064	1 391 597	916 762	6 120 542
3808502000	Fungicides, subhd note 1	210 695	2 154 275	762 317	9 063 410
3808503000	Herbicides, anti-sprouting products and plant-growth regulators, su	396 799	5 648 973	962 380	12 463 582
3808504000	Disinfectants, subhd note 1	8 416	164 941	98 584	919 101
3808509100	Wood preserv, being prep oth than sur face coat,cont insect/fungi :	0	4 804	0	20 107
3808509900	Oth disinfect,smlar product,put up in form/pack for retl sale, subhc	6 706	22 708	75 124	275 407
3808911000	Intermediate preparation for the mnfact of insecticides, not subhd	93 692	1 033 355	652 577	14 699 817
3808913000	Insecticides in aerosol containers, not subhd note 1	0	143	0	3 718

**I.3. IMPOR MENURUT KOMODITI / IMPORT BY HS COMMODITY**  
**\*\*\* AGUSTUS/AUGUST 2011 \*\*\***

HS	Uraian Komoditi Commodity Description	Berat Bersih / Net Weight (Kg)		Nilai / Value C.I.F (US\$)	
		Bulan ini	Kumulatif	Bulan ini	Kumulatif
		Current Month	Cum.Jan. to date	Current Month	Cum.Jan. to date
3808919000	Insecticides, in oth form, not subhd note 1	479 689	5 514 415	4 244 261	44 580 101
3808920000	Fungicides, not subhd note 1	684 743	7 189 217	4 402 950	48 254 622
3808930000	Herbicides, anti-sprouting products and plant-growth regulator, no	2 052 315	12 753 253	6 197 135	39 696 640
3808940000	Disinfectants, not subhd note 1	32 176	198 976	182 538	1 131 291
3808991000	Wood preserv,being prep oth than surface coat,cont insect/fungi n	5 514	133 986	8 039	350 673
3808999000	Oth disinfect,smlar product, put up in form/pack for retl sale,not su	67 738	1 291 554	317 672	4 041 450
3809100000	Oth finish agent,dye carriers to accele with a basis of amylaceous si	100 618	1 295 153	96 001	1 580 130
3809910000	Oth finish agent,dye carriers to accele kind used in the textile or liki	929 343	11 889 895	2 416 528	25 898 622
3809920000	Oth finish agent,dye carriers to accele kind used in the paper or like	4 014 375	19 386 227	10 574 408	48 502 188
3809930000	Oth finish agent,dye carriers to accele kind used in the leather or lil	339 042	3 290 512	1 245 779	10 354 160
3810100000	Pickling prep for metal surfac, soldering, brazing, welding powders	793 894	6 643 221	2 394 015	22 971 247
3810900000	Other prep of a kind used as cores or coating for weld electrodes or	308 412	4 152 736	1 249 607	14 561 047
3811110000	Anti-knock preparation, based on lead based on lead compound	12 051	23 093	30 290	76 301
3811190000	Oth anti-knock preparations	33 419	981 442	214 427	3 100 877
3811211000	Additive for lubricat oils,cont petrol oil & oil obtain from bitumin,rc	26 269	169 482	76 926	635 307
3811219000	Additive for lubricat oils,cont petrol oil & oil obtain from bitumin,nr	5 674 856	39 540 206	20 974 002	119 651 718
3811290000	Oth additive for lubricat oils,cont petrol oil & oil obtain from otmn	53 152	3 725 406	120 953	8 297 867
3811901000	Anti knock prep., rust preventativ & corrosion inhibitors	304 161	2 840 290	1 445 145	11 496 460
3811909000	Oth anti-knock prep.,for mineral oil liquid used as mineral oils	790 108	6 051 722	3 211 960	19 537 457
3812100000	Prepared rubber accelerators	1 529 388	13 530 440	4 200 668	35 064 504
3812200000	Compound plasticisers for rubber or plastics	1 006 117	9 500 803	2 397 990	21 268 538
3812301000	White carbon	155 016	1 106 889	242 459	2 056 260
3812309000	Oth anti oxidising prep & oth compound stabilisers for rubber or pl.	1 156 171	15 590 199	3 876 516	47 829 513
3813000000	Prep. & charge for fire-extinguisher charged fire-extinguishing gren	119 071	2 617 652	563 210	4 669 366
3814000000	Organic composite solvents & thinners, prepared paint or varnish r	627 915	5 153 884	1 493 703	13 002 945
3815110000	Supported catalyst, with nickel/nickel compounds as the active subs	84 518	505 613	1 583 491	9 549 586
3815120000	Supported catalyst, with precious metal compounds as the active si	26 333	183 496	666 291	5 402 499
3815190000	Oth supported catalysts	1 000 834	7 147 249	6 937 474	37 727 892
3815900000	Oth reaction initiators,reaction accele rators catalytic prep,nes or ir	1 147 717	6 922 950	2 854 775	27 681 969
3816001000	Refractory cements, mortars, concretes	2 595 832	18 255 388	2 035 291	13 825 021
3816009000	Oth refractory cements, mortars, concret	1 200 647	10 293 032	1 013 249	8 151 941
3817000000	Mixed alkylbenzenes & mixed alkyl naphthalanes oth than head 27i	46 628	44 379 101	205 951	79 922 764
3818000000	Wafers/discs with silicon content	7 072	213 494	117 138	5 927 259
3819000000	Hyd brake fluids&oth for hyd trnsmssion whether or not cont<70%	56 998	1 667 321	176 960	3 141 907
3820000000	Anti-freezing preparations & prepared and prepared de-icing fluids	36 817	999 592	129 745	2 480 973
3821001000	Prepared culture media for development	8 242	55 060	249 014	2 374 129
3821009000	Oth prepared culture media for development	1 059	12 261	80 984	454 164
3822001000	Plate,sheet,film, foil&strip of plastic impreghtd/coated with diag. rc	9 292	98 935	1 018 018	7 345 849
3822002000	Paperboard,cellulose wadding&web fibre impreghtd/coated with d	25 980	114 252	79 076	1 166 948
3822003000	Plate,sheet,film,foil&strip of plastic	6 281	41 099	139 333	1 294 123
3822009000	Oth diagnostic/lab reagents & prepared whether or not head 30.02	107 444	1 002 641	4 178 598	30 610 638
3823110000	Stearic acids	313 046	3 251 705	458 477	4 765 880
3823120000	Oleic acids	31 843	217 270	67 664	532 624
3823130000	Tall oils fatty acids	192 786	1 755 997	273 039	2 507 272
3823191000	Acids oil from refining	0	76 276	0	327 438
3823199000	Oth industrial monocarboxylic fatty acid	678 226	6 871 613	1 651 314	12 833 168
3823701000	Industry fatty alcohols in the form of wax	6 808	32 661	26 518	111 961
3823709000	Oth industry fatty alcohols in the form of wax	492 388	9 820 625	1 319 171	27 834 310
3824100000	Prepared binders for foundry moulds or core	424 669	4 993 030	927 452	8 391 003
3824300000	Non-agglomerated metal carbides mixed together with metallic bir	1 800	116 259	3 493	261 723
3824400000	Prepared additives for cements, mortars or concretes	2 263 710	21 478 612	4 857 846	51 209 994
3824500000	Non-refractory mortars & concretes	28 811	463 343	52 945	670 683
3824600000	Sorbitol oth than that of subheading 2905.44	65 056	594 712	96 839	696 657
3824720000	Mix cont halogenated, drv methane,ethane cont bromochlorodi(tri	0	12 055	0	254 465
3824730000	Mix cont halogenated, drv methane,ethane containing hbfc	0	2 237	0	6 689
3824750000	Mix cont halogenated, drv methane,ethane containing carbon tetr	0	22	0	1 881
3824760000	Mix cont halogenated, drv methane,ethane cont 1,1,1-3-chloroeth	0	625	0	10 254
3824770000	Mix cont halogenated, drv methane,ethane cont bromomethane or	0	13	0	2 680
3824780000	Mix cont halogenated, drv methane,ethane cont pfcs or hfcs but nc	14 207	112 027	28 572	572 182
3824790000	Other mix cont halogenated, drv methane, ethane	758 718	7 046 106	1 584 076	13 163 794
3824810000	Mix & preparation containing oxirane (ethylene oxide)	13 394	161 762	41 307	332 962
3824830000	Mixtures & preparation containing tris(2,3-dibromopropyl) phosph	151	622	1 800	8 471
3824901000	Ink removers, stencil correctors&oth, corrector fluids in package	61 997	525 730	443 519	2 668 718
3824902000	Mixtures of chemical, of a kind used in manufactured of foodstuff	307 525	2 350 671	799 405	7 074 883
3824903000	Copying pastes with a basis of gelatin presented in bulk/ready to us	5 325	160 342	50 204	561 255
3824904000	Composite inorganic solvents	218 107	1 629 933	543 459	6 050 397
3824905000	Acetone oil	7 774	66 653	30 827	422 560
3824906000	Preparations/mixtures cont monosodium glutamate	57 296	317 269	253 623	934 672
3824909000	Oth prods & preparations cont cfc-11,12, 115, and halon	2 966 109	32 476 039	9 051 124	78 506 986
3825100000	Municipal waste	3 225	3 225	84 500	84 500
3825410000	Waste organic solvents halogenated	0	3	0	188
3825900000	Oth residual prods of the chemical/ allied industry	0	480	0	11 112
3901103000	Polyethylene < 0,94 in liquids or pastes	94 377	479 708	188 704	1 095 077
3901109010	Polymers of ethylene, in granule form	17 172 992	165 554 393	27 223 466	274 259 188
3901109090	Polymers of ethylene other form	1 558 560	22 634 096	2 944 173	39 081 156



**I.3. IMPOR MENURUT KOMODITI / IMPORT BY HS COMMODITY**  
**\*\*\* AGUSTUS/AUGUST 2011 \*\*\***

HS	Uraian Komoditi Commodity Description	Berat Bersih / Net Weight (Kg)		Nilai / Value C.I.F (US\$)	
		Bulan ini Current Month	Kumulatif Cum.Jan. to date	Bulan ini Current Month	Kumulatif Cum.Jan. to date
3901200000	Polyethylene having a specific gravity 0.94 or more	16 084 078	141 167 333	23 771 345	205 378 249
3901303000	Ethylene-vinyl acetate copolymers in liquid or pastes	783 240	8 427 636	872 161	9 043 358
3901309000	Ethylene-vinyl acetate copolymers in other form	1 606 049	23 783 708	4 626 073	64 689 085
3901903000	Oth polymers of ethylene in liquid or pastes	20 837	201 787	106 454	986 032
3901909000	Oth polymers of ethylene in other form	10 681 480	73 447 965	14 516 540	109 320 976
3902101000	Polypropylene in powder form	53 899	409 029	75 824	975 194
3902102000	Polypropylene in granule form	41 873 613	387 356 634	65 424 668	621 287 749
3902109000	Polypropylene in other form	1 565 524	16 660 283	3 229 054	30 774 707
3902203000	Polysobutylene liquids/pastes	31 052	562 917	152 462	1 982 079
3902209000	Polysobutylene in oth forms	100 975	1 195 008	231 336	2 876 359
3902303000	Propylene copolymers in liquid or pastes	230 400	1 513 552	1 336 136	8 401 222
3902309010	Propylene copolymers in granule form	16 806 118	153 854 403	29 851 550	256 821 546
3902309090	Propylene copolymers in other form	1 280 724	9 634 299	2 249 473	16 017 200
3902903000	Oth polymers of propylene in liquid or pastes	2 223	83 667	6 723	211 088
3902909000	Oth polymers of propylene in other form	560 141	6 167 058	2 344 264	20 088 504
3903110000	Expansible polymers of styrene	1 421 456	10 501 238	3 236 290	21 361 558
3903190000	Other polymers of styrene	4 245 068	36 172 623	8 393 719	67 944 531
3903203000	Styrene-acrylonitrile (SAN) copolymers in aqueous dispersion	13	1 099 396	178	1 300 547
3903209000	Oth styrene-acrylonitrile (SAN) copolymers	517 613	5 275 586	1 322 894	12 834 026
3903303000	Acrylonitrile-butadiene-styrene (ABS) copolymers in aqueous disp	111 190	404 536	355 959	1 455 031
3903309000	Acrylonitrile-butadiene-styrene copolymers in other form	7 644 627	58 436 966	19 977 035	149 807 440
3903903000	Oth polymers of styrene in aqueous dispersion	88 768	631 552	144 235	1 074 590
3903909000	Oth polymers of styrene in other form	349 616	3 248 742	1 008 440	8 757 933
3904101000	PVC homopolymers, suspension type not mixed with oth substance	329 412	3 041 080	515 266	3 539 212
3904109000	PVC in other form	1 948 073	33 977 897	2 728 803	45 518 440
3904210000	Oth poly(vinyl chloride) non plasticised	144 081	1 294 010	219 812	2 194 159
3904220000	Oth poly(vinyl chloride) plasticised	746 590	5 300 661	1 032 497	7 496 007
3904300000	Vinyl chloride-vinyl acetate copolymers	109 869	2 006 722	284 844	5 202 693
3904400000	Other vinyl chloride copolymers	43 443	912 897	153 645	2 985 132
3904504000	Vinylidene chloride polymr in dispersion	76 800	268 800	157 440	549 120
3904509000	Vinylidene chloride polymers in other form	206 957	2 945 394	511 915	6 710 608
3904610000	Fluoro-polymers polytetrafluoroethylene	1 136	118 347	20 669	682 562
3904693000	Fluoro-polymers polytetrafluoroethylene dispersions	0	12 336	0	74 054
3904699000	Oth fluoro-polymers in other form	9 892	93 198	169 423	1 118 304
3904903000	Oth fluoro-polymer polytetrafluoroethyl dispersions	320	9 659	2 872	61 952
3904909000	Oth polymers vinyl chloride in oth forms	31 761	127 699	83 729	370 617
3905120000	Poly(vinyl acetate) in aqueous dispersions	19 772	333 794	45 035	554 466
3905190000	Other poly(vinyl acetate)	33 478	649 239	29 617	1 158 496
3905210000	Vinyl acetate copolymers in aqueous dispersions	814 796	4 545 823	873 182	4 826 736
3905290000	Other vinyl acetate copolymers	88 306	815 449	233 566	1 962 245
3905301000	Poly (vinyl alcohol) in aqueous dispersions	18 000	700 074	11 269	1 326 627
3905309000	Poly (vinyl alcohol) in other form	1 249 927	14 076 185	3 384 635	34 429 239
3905910000	Copolymers of vinyl acetate or of other vinyl ester	122 341	557 253	294 704	2 905 996
3905990000	Oth polymer of vinyl acetate/oth vinyl esters;oth vinyl polymers; pr	31 248	514 374	388 469	5 039 276
3906101000	Poly(methyl methacrylate) in aqueous dispersions	59 332	685 612	205 414	2 158 438
3906109000	Oth poly(methyl methacrylate) in other form	569 146	6 006 645	1 907 633	19 330 098
3906901100	Oth acrylic copolymers in aqueous dispersions	666 079	3 839 548	943 400	6 979 789
3906901900	Oth acrylic copolymers in other forms	589 880	6 412 067	1 527 839	17 967 590
3906909100	Oth acrylic polymers in aqueous dispersions	1 867 673	10 403 550	3 765 997	19 699 131
3906909900	Oth acrylic polymers in other forms	2 958 176	27 828 168	9 180 684	82 928 883
3907100000	Polyacetals	584 496	5 032 871	1 644 290	13 398 432
3907200000	Other polyethers	4 395 195	39 381 666	12 040 963	101 389 683
3907302000	Epoxide resins based powder coating	141 882	1 257 026	628 188	6 203 438
3907303000	Epoxide resins in liquids/pastes	765 905	7 679 033	3 926 011	33 901 977
3907309000	Epoxide resins in oth form	983 429	8 669 177	4 334 718	39 455 849
3907400000	Polycarbonates	1 648 249	23 648 469	5 417 614	72 808 652
3907500000	Alkyd resins	77 952	1 016 950	284 884	3 018 988
3907601000	Poly(ethylene terephthalate) in aqueous dispersions	411 997	1 966 566	1 090 233	4 882 445
3907609000	Poly(ethylene terephthalate) in oth form	8 955 409	63 218 709	15 937 001	111 872 016
3907700000	Poly(lactic acid)	2 508	135 460	18 576	494 345
3907912000	Oth polyesters unsaturated in chip form	5 837	127 579	3 178 419	18 962 486
3907919000	Oth polyesters unsaturated in oth form	349 471	3 775 225	922 784	10 917 522
3907994000	Oth polyester saturated based powder coating	92 861	603 645	205 033	1 212 213
3907999000	Oth polyesters saturated in oth form	2 316 313	21 541 691	5 651 180	52 687 471
3908101000	Polyamides in primary forms, polyamide-6	5 165 452	39 460 234	18 205 135	134 562 585
3908109000	Oth polyamide-6,-11,-12,-6,6,-6,9,-6,10	1 026 186	11 196 136	4 124 472	42 293 354
3908900000	Other polyamides	208 611	2 959 685	813 198	10 812 082
3909101000	Urea resins, thiourea resin in moulding compound	195 633	3 057 695	942 819	12 441 440
3909109000	Other urea resins	227 869	1 955 620	562 490	3 728 148
3909201000	Melamine resins in moulding compound	98 254	1 798 794	149 892	3 480 543
3909209000	Other melamine resins	102 439	1 279 974	515 481	5 741 598
3909301000	Oth amino-resins in moulding compound	161 134	1 997 329	493 947	4 266 934
3909309000	Oth amino-resins	717 189	4 771 932	1 974 770	14 158 634
3909401000	Phenolic resins in moulding compound	151 617	1 851 935	432 086	3 692 303
3909409000	Other phenolic resins	648 600	9 465 176	2 572 746	23 766 611

**I.3. IMPOR MENURUT KOMODITI / IMPORT BY HS COMMODITY**  
**\*\*\* AGUSTUS/AUGUST 2011 \*\*\***

HS	Uraian Komoditi Commodity Description	Berat Bersih / Net Weight (Kg)		Nilai / Value C.I.F (US\$)	
		Bulan ini Current Month	Kumulatif Cum.Jan. to date	Bulan ini Current Month	Kumulatif Cum.Jan. to date
3909500000	Polyurethanes	1 641 607	16 216 648	6 210 288	59 581 981
3910002000	Silicones in dispersions or in the form of solutions	316 212	3 778 099	1 758 907	17 659 587
3910009000	Silicones in oth forms	558 377	4 966 146	2 716 617	22 523 060
3911101000	Petroleum,coumarone,indene/ coumaroneinde in liquid or pastes	92 616	802 531	224 218	2 109 549
3911109000	Petroleum, coumarone, indene/coumarone indene in oth form	1 258 056	13 694 985	3 599 194	34 016 556
3911900000	Oth petroleum, coumarone, indene/ coumaroneindene in oth form	1 225 950	10 760 405	4 134 377	36 296 575
3912110000	Cellulose acetates non-plasticised	1 151	83 993	6 360	487 193
3912120000	Cellulose acetates plasticised	1 417	86 487	16 814	584 061
3912201100	Water-based semi-finished nitrocellulose cellulose nitrates non pla	709	1 853	5 418	15 480
3912201900	Oth cellulose nitrates non plasticised	165 137	3 036 092	682 160	11 491 032
3912202000	Cellulose nitrates plasticised	0	60 235	0	232 857
3912310000	Carboxymethylcellulose & its salts	429 554	5 457 809	1 705 566	18 234 093
3912390000	Oth cellulose ethers	286 392	2 822 226	2 061 750	20 389 044
3912902010	Regenerated cellulose	10 000	48 264	27 000	190 973
3912902090	Other regenerated cellulose	96 282	719 482	581 522	3 925 013
3912909000	Oth cellulose in other form	198 264	2 448 301	1 155 974	14 783 696
3913100000	Alginic acid, its salts & esters	108 788	828 676	597 382	5 182 583
3913900000	Oth natural polymers & its modified, in primary form	1 446 452	4 452 793	2 273 289	14 126 557
3914001000	Ion-exchangers based on plymrs of head of a kind used	267 835	1 942 782	718 106	4 871 303
3914009000	Oth ion-exchangers based on plymrs of head of a kind used	125 323	1 359 863	411 299	5 485 941
3915100000	Waste, parings & scrap, of polymers of ethylene	244 357	10 735 282	89 755	3 549 433
3915901000	Waste, parings & scrap, of copolymers of vinyl acetate	0	3	0	3
3915909000	Waste, parings & scrap, of other plastic	9 097 617	45 626 398	8 128 514	34 875 362
3916101000	Monofilament of polymers of ethylene chloride	219	12 349	820	54 375
3916102000	Monofilament of polymers of ethylene rods, sticks and profile shap	1 247	56 607	48 852	584 235
3916201000	Monofilament of polymers of vinyl chloride	28 900	163 255	130 343	799 104
3916202000	Monofilament of polymers of vinyl rods, sticks and profile shapes	155 383	972 800	481 558	1 882 587
3916904000	Monofilament of other plastics of hardened proteins	1 889	10 881	17 137	72 982
3916909000	Oth monofilament of other plastics	100 609	1 214 558	1 199 083	10 192 598
3917101000	Artificial guts (sausage casings) of hardened proteins	5 084	90 414	162 038	1 552 426
3917109000	Artificial guts (sausage casings) of cellulosic materials	64 168	1 226 166	733 183	12 388 135
3917210000	Tube,pipe,hose,fitting therefor of plastic of polymers of ethylene	165 362	1 784 202	570 090	7 303 953
3917220000	Tube,pipe,hose,fitting therefor of plastic of polymers of propylene	35 157	356 991	151 044	1 719 926
3917230000	Tube,pipe,hose,fitting therefor of plastic of polymers of vinyl chlori	59 291	874 824	194 288	1 889 150
3917290000	Tube,pipe,hose,fitting therefor of plastic of other plastics	237 071	1 767 784	1 008 756	9 774 976
3917310000	Flexible tubes, pipes and hoses have a minimum burst pressure of :	56 274	652 901	374 968	16 117 597
3917321000	Sausage & ham casings, without fittings of plastics	15 573	155 038	71 272	816 011
3917329000	Oth unflexible tubes, pipes & hoses, not reinforced, without fittings	134 639	1 404 081	1 197 840	10 096 889
3917330000	Oth, not reinforced/otherwise combined with oth materials/fitting:	1 081	44 672	18 640	427 547
3917390000	Oth tubes, pipes and hoses	601 384	5 636 933	1 455 663	13 111 480
3917400000	Fittings of plastics	412 649	3 464 848	2 808 286	21 822 405
3918101100	Tiles of polymers of vinyl chloride	156 721	751 521	129 527	921 800
3918101900	Oth floor covering of polymers of vinyl chloride	1 452 322	16 236 371	1 030 875	10 546 076
3918109000	Wall or ceiling coverings of polymers of vinyl chloride	534 846	4 940 655	617 201	5 726 414
3918901100	Tiles, of polyethylene	18 960	157 020	16 269	192 558
3918901300	Oth floor coverings of polyethylene	135 333	1 098 699	253 421	1 143 065
3918901900	Oth floor coverings of oth plastics	529 301	1 306 837	1 855 446	2 898 465
3918909100	Wall or ceiling covering of polyethylene	374 329	2 191 859	873 660	3 671 615
3918909900	Wall or ceiling coverings of oth plastic	208 309	1 589 613	416 863	4 089 687
3919101000	Tape in roll,width=<20cm, of polymers of vinyl chloride	72 740	582 095	544 483	4 260 855
3919102100	Tape in roll,width=<20cm,of polyethylene used in mnfctre of telept	90 068	676 155	629 088	4 561 847
3919102900	Tape in roll,width=<20cm,of polyethylene used for other	411 451	2 999 738	2 278 865	16 191 141
3919109000	Oth self-adhesive plate, sheet, film,in roll, width =<20 cm, of oth pla	499 232	3 726 949	4 007 191	28 736 555
3919901000	Oth self-adhesive plates, sheets, film, foil, tape of polymers of vinyl	304 861	2 415 554	904 090	7 694 927
3919909000	Oth self-adhesive plates, sheets, film, foil, tape, strip of plastics	2 423 237	21 892 090	10 571 660	91 871 950
3920100000	Oth tape of polymer of ethylene,not for mfg of telephonic/electric	2 177 026	18 811 630	5 629 248	51 932 683
3920200010	Bopp film, of polymers of propylene	1 415 941	23 881 201	3 157 308	53 925 347
3920200090	Oth tape of polymer of propylene used as an adhesive by melting	878 310	7 163 623	2 961 378	22 937 749
3920301000	Polymers of styrene used as an adhesive by melting	4 724	37 709	27 834	367 526
3920309000	Polymers of styrene not used as an adhesive by melting	39 418	277 667	205 819	1 365 722
3920430000	PVC tape weight >6% of plasticiser used ot than mfg of telephonic/	626 378	5 009 173	1 251 610	10 892 344
3920490000	Other of polymers of vinyl chloride	1 368 372	10 963 640	2 935 606	22 008 327
3920510000	Oth plate,sheet,film,foilorstrip of acry polymers of methyl methacr	9 936	85 334	19 369	227 144
3920590000	Oth plates,sheets,film,foil & strip oth acrylic polimer of methyl met	66 011	414 105	243 925	1 730 563
3920610000	Film, of polycarbonates	433 871	4 047 766	1 821 753	14 556 187
3920621000	Film, of poly(ethylene terephthalate) used as an adhesive by meltir	962 225	10 252 667	2 596 980	34 788 665
3920629000	Oth plate,sheet,foil & strip of poly- (ethylene terephthalate)	88 832	1 164 976	780 180	6 770 288
3920630000	Tapes, of unsaturated polyesters,	18 971	160 491	48 248	346 590
3920690000	Tapes, of oth polyesters, used as an adhesive by melting	824 974	9 767 169	2 477 209	33 222 314
3920711000	Cellophane film	135 108	1 497 155	701 223	7 669 750
3920712000	Viscose tear-off ribbon, foil	3 117	40 127	17 859	256 560
3920719000	Oth plate,sheet & strip of regenerated cellulose usedoth than adhe	289	4 277	8 152	59 358
3920730000	Cellulose acetate, plasticized, used as an adhesive by melting	0	157	0	3 397
3920790000	Plate,sheet,foil & strip of oth cellulose derivatives	0	3 839	0	16 953
3920911000	Film of poly(vinyl butyral),thickness 0.38-0.76mm width <= 2m	109 935	976 957	509 141	4 753 887

**I.3. IMPOR MENURUT KOMODITI / IMPORT BY HS COMMODITY**  
**\*\*\* AGUSTUS/AUGUST 2011 \*\*\***

HS	Uraian Komoditi Commodity Description	Berat Bersih / Net Weight (Kg)		Nilai / Value C.I.F (US\$)	
		Bulan ini Current Month	Kumulatif Cum.Jan. to date	Bulan ini Current Month	Kumulatif Cum.Jan. to date
3920919000	Oth film of poly(vinyl butyral,plate,	62 632	531 595	341 663	2 777 094
3920921000	Plate, sheet, foil & strip of nylon 6 of polyamides	10 809	47 660	67 730	474 830
3920922000	Plate, sheet, foil & strip of polyamides, used as an adhesive by melt	0	251	0	1 002
3920929000	Plate, sheet, foil & strip of oth polyamides	75 629	344 133	303 004	1 753 297
3920931000	Plate, sheet, foil & strip of melamine, of amino-resins	5 532	22 239	44 017	204 775
3920939000	Oth plate, sheet, foil & strip of amino used oth than an adhesive by i	9 290	9 309	65 058	67 310
3920941000	Phenol formaldehyde (bakelite) sheets	96 657	756 225	205 619	1 130 051
3920949000	Oth plate, sheet, foil & strip of phenolic resins	41 547	293 954	29 029	275 621
3920990010	Corrugated sheets & plates, of other plastics	29 253	518 212	58 541	1 086 544
3920990090	Oth plate, sheet, foil & strip of other plastics	285 800	1 800 245	838 984	7 218 549
3921111000	Plates & sheets, cellular, of polymers of styrene	11 545	614 390	68 692	1 384 010
3921119000	Film, foil & oth strip, cellular, of oth than plate and sheet	13 920	291 497	269 307	3 788 680
3921120000	Tapes of PVC, in plates & sheets form used as mfg telepni/elect.wir	2 175 211	24 121 843	2 208 027	20 906 290
3921130000	Plates & sheets of polyurethanes	105 766	1 051 087	1 040 430	9 274 242
3921141000	Plates and sheets of regenerated cellulose	9 128	43 316	32 921	136 554
3921149000	Film, foil & oth strip of regenerated cellulose used in mfg telepnic/e	21 842	245 456	56 949	599 615
3921191000	Tapes in plate & sheet, of oth plastics	130 066	1 114 466	471 247	3 887 031
3921199000	Tapes in oth form, used in the oth than mfg of telephonic/electric w	698 174	16 207 728	2 061 744	22 576 023
3921902000	Plates & sheets, not cellular plate and sheet	1 286 931	10 657 469	1 716 733	17 053 707
3921909000	Film, foil & oth strip, not cellular oth than plate and sheet	1 844 931	15 518 168	4 418 996	41 738 981
3922100000	Baths, shower-baths, sinks & washbasins	113 563	1 070 486	463 569	5 002 357
3922201000	Lavatory covers of plastic	26 921	338 923	141 240	1 686 542
3922202000	Lavatory seats, of plastics	20 389	120 698	71 296	381 952
3922901100	Parts of flushing cisterns, of plastics	23 098	141 250	171 108	1 056 163
3922901900	Flushing water closets (lavatory pans) and urinals	19 354	290 771	56 448	940 484
3922909000	Similar sanitary ware, of plastics	194 830	946 640	315 800	2 125 502
3923100000	Boxes used for cinematographic films, tape and disks	1 125 432	8 387 049	3 526 880	29 161 056
3923211000	Aseptic bag of polymers of ethylene with aluminium foil in forcing r	71 121	286 378	1 692 483	4 164 969
3923219000	Oth sacks & bags, of polymers of ethylene	1 049 122	8 280 156	3 890 091	27 013 908
3923290000	Oth articles for the conveyance or pack ing of goods of oth plastics	941 549	7 892 713	3 852 115	30 179 481
3923301000	Toothpaste tubes container, of plastic	14 795	148 973	156 916	1 313 466
3923309000	Carboys, bottles, flasks & similar article, not toothpaste tube contain	1 804 896	9 346 520	6 145 337	33 547 375
3923400000	Spool, cop, bobbin & similar support	99 858	1 141 235	677 773	7 592 576
3923500000	Stoppers, lids, caps and other closures	671 315	5 648 879	4 114 908	32 651 896
3923900000	Oth articles for the conveyance/packing goods of plastics	753 541	5 575 830	3 212 998	23 803 154
3924100000	Tableware & kitchenware	275 184	1 200 405	1 576 154	4 699 826
3924901000	Bed pans, urinals (portable type) & chamber pots	10 445	113 720	45 531	478 993
3924909000	Oth household & toilet articles, of plastics	932 504	7 883 658	4 029 314	33 516 063
3925100000	Reservoirs, tanks, vats & similar contain. capacity <= 300l	2 594	100 449	9 814	314 582
3925200000	Doors, windows & their frames & thres hold for doors	240 094	1 875 027	288 758	3 090 695
3925300000	Shutters, blinds (includ venetian blinds) and similar articles and part	110 279	633 924	193 968	1 310 229
3925900000	Oth builders ware of plastics, not else where specified	329 407	1 522 020	536 341	3 898 668
3926100000	Office or school supplies of plastics	118 254	1 501 145	310 982	3 925 520
3926206000	Articles of apparel used for protection of plastics	3 924	83 269	42 048	596 871
3926209000	Oth articles of plastics, including belt	392 993	3 967 350	1 696 007	23 328 162
3926300000	Fittings for furniture, coachwork or the like	156 832	1 444 418	439 844	4 143 477
3926400000	Statuettes & ornamental articles	99 762	536 273	294 633	1 951 093
3926901000	Floats for fishing nets, of plastics	45 847	236 467	78 013	623 937
3926902000	Fan & handscreen, frame & handle thereof and parts	16 057	164 794	32 137	725 011
3926903200	Plastic moulds with denture prints	16	706	88	8 223
3926903900	Oth hygienic, medical & surgical	222 623	2 040 840	2 975 433	25 756 905
3926904100	Police shields, of plastics	0	39	0	3 182
3926904200	Protective mask & similar article for used in welding & similar work	30 646	196 445	187 029	1 183 361
3926904400	Life saving cushions for protection of persons falling from heght	827	11 705	4 320	59 283
3926904500	Reflected light nails, of plastics	1 101	22 472	38 842	192 426
3926904900	Oth safety & protective devices,	41 908	458 234	320 630	5 396 662
3926905300	Transmission or conveyor belts or beltin	21 836	272 565	412 709	2 953 754
3926905500	Plastic j-hooks & bunch blocks for detonator	7 451	51 640	27 357	643 078
3926905900	Oth industrial articles, of plastics	487 086	4 300 650	7 132 789	54 893 565
3926906000	Nipple former, breastshell, nipple shield, hand expression funnel	24 367	80 571	57 357	311 251
3926907000	Corset busks & similar supports for articles of appared or clothing a	9 784	1 150 275	119 528	1 776 196
3926908000	Cards for jewelleryorsmall objects of personal adornment	213 122	1 243 751	632 192	4 381 714
3926909000	Oth articles of plastics & other material	2 496 338	20 510 268	10 254 010	84 919 871
4001101100	Natural rubber latex, cont ammonia >= 0.5% catrige concentrate	735 730	4 568 710	2 182 670	13 245 910
4001101900	Natural rubber latex, cont ammonia >= 0.5% processed by other me	8 868	715 297	69 475	2 377 476
4001102900	Natural rubber latex, cont ammonia < 0.5% processed by other met	60 000	915 835	281 600	5 799 517
4001211000	Natural rubber in smoked sheets, rss grade 1	0	201	0	170
4001213000	Natural rubber in smoked sheets, rss grade 3	0	320 000	0	1 605 278
4001219000	Natural rubber in oth forms	80	122 289	2 345	416 819
4001221000	Tsnr, standard indonesian rubber SIR 3 cv	11 093	193 613	48 144	817 815
4001222000	Tsnr, oth standard indonesian rubber	90 720	2 725 800	392 046	13 060 152
4001223000	Tsnr, standard malaysian rubber	0	15 660	0	68 267
4001225000	Tsnr, thai tested rubber	0	2	0	130
4001229000	Oth tehnically specified natural rubber (tsnr)	20 160	255 911	95 256	1 264 302
4001292000	Latex crepe	0	13	0	96

**I.3. IMPOR MENURUT KOMODITI / IMPORT BY HS COMMODITY**  
**\*\*\* AGUSTUS/AUGUST 2011 \*\*\***

HS	Uraian Komoditi Commodity Description	Berat Bersih / Net Weight (Kg)		Nilai / Value C.I.F (US\$)	
		Bulan ini Current Month	Kumulatif Cum.Jan. to date	Bulan ini Current Month	Kumulatif Cum.Jan. to date
4001294000	Remilled crepe, including flat bark crepe	20 160	273 600	100 800	1 419 507
4001295000	Oth crepe	0	90 000	0	387 000
4001296000	Superior processing rubber	4	4	1 937	1 937
4001297000	Skim rubber	0	66 633	0	567 534
4001298000	Scrap (tree,earthsmoked) & cup lump	0	39	0	231
4001299000	Oth natural rubber in oth forms	101	16 684	776	86 605
4001309900	Oth balata,gutta-percha,guayule,chicle similar, in other form	0	30 378	0	116 554
4002110000	Styrene-butadiene rubber (sbr), in latex form	542 414	9 534 965	1 037 477	19 617 489
4002190000	Carboxylated styrene-butadine rubber (sbr) in other form	8 044 193	72 732 746	29 133 267	228 261 443
4002200000	Butadiene rubber (br)	5 593 571	48 570 826	24 894 321	186 196 988
4002310000	Isobutene-isoprene (butyl) rubber (iir)	860 631	9 270 215	3 963 342	40 736 786
4002390000	Isobutane-isoprene (butyl) rubber (ciir)	1 001 301	5 446 518	4 499 384	22 870 328
4002410000	Chloroprene (chlorobutadiene) rubber in latex form	92 172	1 007 272	239 209	2 533 686
4002490000	Chloroprene (chlorobutadiene) rubber in other form	532 951	4 361 427	2 721 025	20 598 850
4002510000	Acrylonitrile-butadiene rubber (nbr), in latex form	1 065 979	6 854 734	2 601 095	17 170 930
4002590000	Acrylonitrile-butadiene rubber (nbr), in other form	377 160	3 659 587	1 595 452	14 137 976
4002601000	Isoprene rubber (ir) in primary forms	5 441	196 517	42 586	913 144
4002609000	Isoprene rubber (ir) in other forms	114 537	1 151 771	613 798	4 955 127
4002700000	Ethylene-propylene-non-conjugated diene rubber (epdm)	767 569	6 430 517	3 338 845	24 522 330
4002801000	Mixture of natural rubber latex with syntetic rubber latex	304 430	2 744 417	739 352	6 519 149
4002809000	Oth mixture of natural rubber latex with syntetic rubber latex	15 541	169 512	157 892	1 007 647
4002911000	Oth synthetic rubber latex & factice derived from oils of poly graft r	99 785	938 634	226 967	1 849 832
4002919000	Oil synthetic rubber& factice derived from oils of other latex	909 818	4 601 739	1 998 699	8 286 863
4002991000	Oth synthetic rubber & factice derived from oils in oth form	1 855	193 981	5 590	729 391
4002999000	Oth synthetic rubber latex & factice derived from oils	190 232	1 622 622	969 590	7 635 379
4003000000	Reclaimed rubber in primary formsoar in plates, sheets or strips	1 013 421	9 761 616	894 110	6 658 519
4004000000	Waste,paring & scrap of rubber (oth hard rubbers)	1 123 972	4 526 776	571 784	2 882 687
4005100000	Compounded rubber with carbon black silica, unvulcanised	207 106	2 083 550	1 745 812	13 483 964
4005200000	Compounded rubber with solutions, oth subheading 4005.10	52 629	536 149	182 009	996 164
4005910000	Compounded rubber,unvulcanised,in plates, sheets, & strip	286 925	2 123 583	1 261 494	9 260 167
4005990000	Compounded rubber,unvulcanised,in oth form	301 932	3 154 044	1 101 457	10 120 623
4006100000	"camel-back" strips for retreading rubber tyres, unvulcanised	43 203	915 159	58 811	1 125 490
4006900000	Oth forms & articles of unvulcanised rubbers	76 858	379 166	417 390	5 853 175
4007000000	Vulcanised rubber thread & cord.	415 911	2 636 522	1 538 256	9 722 140
4008110000	Plates, sheets, & strip of cellular rubber	139 185	1 269 418	506 754	4 270 007
4008190000	Oth forms of cellular rubber	35 960	723 052	254 252	2 662 952
4008210000	Plates, sheets & strip of non-cellular rubber	197 161	1 715 608	744 130	5 307 818
4008290000	Oth forms of non-cellular rubber	76 288	887 538	575 508	3 427 031
4009110000	Tube,pipe & hose, not reinforced/other material without fitting	182 725	2 517 146	1 610 901	13 667 925
4009120000	Tube,pipe & hose, not reinforced/other material with fitting	20 160	401 488	173 803	2 383 485
4009211000	Mining slurry suction & discharge hose, without fitting	466	22 948	1 401	177 473
4009219000	Oth tube,pipe & hose,reinforced with oth materials without fittings	98 995	1 002 538	1 046 827	11 176 644
4009221000	Mining slurry suction & discharge hose, with fittings	0	1 053	0	37 703
4009229000	Oth tube,pipe & hose,reinforced with oth materials with fitting	91 571	892 972	827 357	7 194 519
4009311000	Mining slurry suction & discharge hose, reinforced w textile, without fitting	34	25 507	948	71 035
4009319000	Oth tube,pipe & hose,reinforced with textile, without fitting	181 326	2 686 961	2 286 357	20 351 727
4009321000	Mining slurry suction & discharge hose, reinforced w textile, with fitting	9 310	37 580	10 500	69 734
4009329000	Oth tube,pipe & hose,reinforced with textile, with fitting	112 874	465 105	1 250 757	7 107 226
4009411000	Mining slurry suction & discharge hose, reinforced w oth materials, without fitting	5	269 617	9	590 322
4009419000	Oth tube,pipe & hose,reinforced with oth material, without fitting	341 745	3 363 104	1 899 575	14 016 642
4009421000	Mining slurry suction & discharge hose, reinforced w oth materials, without fitting	4 616	16 593	94 785	286 144
4009429000	Oth tube,pipe & hose,reinforced with oth material, with fitting	274 876	3 525 095	3 772 158	31 717 300
4010111000	Conveyor belts/belting,reinforced with metal, width > 20cm	2 427	594 406	21 859	3 216 986
4010119000	Conveyor belts/belting,reinforced with metal, width <= 20cm	16 257	399 442	316 288	4 116 746
4010121000	Conveyor belts/belting,reinforced with textile, width > 20cm	52 829	482 518	200 851	1 660 171
4010129000	Conveyor belts/belting,reinforced with textile, width <= 20cm	200 762	1 343 343	514 693	3 646 474
4010191000	Oth conveyor belts/belting, reinforced with oth; width > 20cm	14 965	241 821	290 814	2 272 506
4010199000	Oth conveyor belts/belting, reinforced with oth; width <= 20cm	893 023	3 466 592	5 192 500	17 057 743
4010310000	V-belts,v-ribbed, 60cm<outside circum ference<=120cm	40 379	268 549	528 027	3 768 639
4010320000	V-belts,oth than v-ribbed, 60cm<outside circum ference<=120cm	8 809	85 049	270 788	2 210 087
4010330000	V-belts,v-ribbed, 120cm<outside circum ference<=240cm	3 554	44 678	80 969	796 587
4010340000	V-belts,oth than v-ribbed, 120cm<outside circum ference<=240cm	718	1 927	13 312	54 960
4010350000	Endless synchronous belt, 60cm<outside circum ference<=150cm	770	7 215	29 282	180 217
4010360000	Endless synchronous belt, 150cm<outside circum ference<=198cm	0	3 421	0	12 383
4010390000	Oth transmission belts/belting	418 539	1 832 313	3 542 369	22 307 485
4011100000	New pneumatic tyres,of rubber of a kind used on motor cars	1 115 517	8 825 343	4 009 741	30 957 445
4011201000	New pneumatic tyre,of rubber used on buses/lorries, width<450mr	2 953 930	23 282 070	8 911 028	62 014 890
4011209000	New pneumatic tyre,of rubber used on buses/lorries, width>=450mr	488 109	7 007 354	1 736 771	15 410 985
4011300000	New pneumatic tyres,of rubber of a kind used on aircraft	78 169	458 280	720 852	3 686 528
4011400000	New pneumatic tyres,of rubber of a kind used on motorcycles	105 029	1 029 931	374 320	3 372 900
4011500000	New pneumatic tyres,of rubber of a kind used on bicycles	317 987	2 381 011	321 098	2 573 351
4011610000	New pneumatic tyres,of rubber used on agricultural/forestry vehicl	101 061	1 092 502	295 839	4 135 957
4011620000	New pneumatic tyres,of rubber, rimsize <61 cm, used on const/ind.	47 015	574 128	207 791	2 257 054
4011630000	New pneumatic tyre,of rubber,rim size >=61cm, used on const/ind.	144 262	494 771	951 590	2 384 461
4011690000	New pneumatic tyre,of rubber, used for oth purpose	792 978	7 568 933	5 632 289	52 352 694

**I.3. IMPOR MENURUT KOMODITI / IMPORT BY HS COMMODITY**  
**\*\*\* AGUSTUS/AUGUST 2011 \*\*\***

HS	Uraian Komoditi Commodity Description	Berat Bersih / Net Weight (Kg)		Nilai / Value C.I.F (US\$)	
		Bulan ini Current Month	Kumulatif Cum.Jan. to date	Bulan ini Current Month	Kumulatif Cum.Jan. to date
4011920000	Oth new pneumatic tyre,of rubber,used on agricul./forestry vehicle	64 208	588 142	269 688	2 043 189
4011930000	Oth new pneumatic tyre,of rubber,rimsiz <61 cm,used on const/ir	153 866	3 209 316	240 337	2 834 978
4011941000	Oth new pneumatic tyre,of rubber,rimsiz >=61cm, used on earth r	17 330	255 489	175 788	2 169 101
4011949000	Oth new pneumatic tyre,of rubber,rimsiz >=61cm, used for oth. pi	1 021 746	7 721 596	8 566 593	60 246 569
4011991000	Oth new pneumatic tyre,of rubber, used on vehicles of chap.87	1 131 715	9 243 926	8 957 597	66 188 023
4011992000	Oth new pneumatic tyre,of rubber, used on earth moving mach.	294 580	1 824 140	1 811 265	11 275 653
4011993000	Oth new pneumatic tyre,of rubber, used for oth, width>450mm	0	28 885	0	447 037
4011999000	Oth new pneumatic tyre,of rubber, used for oth, width<450mm	579 927	5 266 583	4 519 620	39 117 125
4012110000	Retreaded tyres,used on motor cars	0	3	0	144
4012129000	Retreaded tyres,used on buses/lorries, width>=450mm	0	89 415	0	110 817
4012130000	Retreaded tyres,used on aircraft	21 580	179 981	128 446	973 100
4012191000	Retreaded tyres,used on motorcycles	0	656	0	1 930
4012192000	Retreaded tyres,used on bicycles	0	260 193	0	172 869
4012193000	Retreaded tyres,used on earth moving machinery	0	30 992	0	95 700
4012194000	Retreaded tyres,used on oth vehicles of chapter 87	0	566	0	2 030
4012199000	Retreaded tyres,used for oth purposed	11 811	26 297	34 000	91 222
4012202100	Used pneumatic tyres,used on buses/ lorries, width<450mm	5 016	19 645	5 706	22 894
4012202900	Used pneumatic tyres,used on buses/ lorries, width>=450mm	0	1 130	0	400
4012901100	Cushion tyres,of a width < 450 mm used on vehicles of chapter 87	998	18 301	4 654	103 381
4012901200	Cushion tyres,of a width > 450 mm used on vehicles of chapter 87	0	1 997	0	13 701
4012901300	Solid tyres,external diameter >250 mm, width<450mm, used of cha	0	20 573	0	112 345
4012901400	Oth solid tyres,external diameter > 250 width<450mm, used of cha	4 639	28 267	36 369	135 519
4012901500	Oth solid tyres,external diameter >250, width>450mm, used of cha	0	713	0	2 230
4012901600	Oth solid tyres,external diameter>250mm, of a width > 450 mm	77 893	242 743	308 290	951 654
4012901900	Other solid tyres	4 497	208 967	24 737	905 619
4012902100	Solid tyres,enternal diameter <100 mm,	1	21	111	1 112
4012902900	Oth cushion tyres	14 303	33 567	67 654	167 871
4012907000	Replaceable tyre treads, width<450mm	68 482	501 402	238 114	1 698 758
4012908000	Tyre flaps	15 661	157 882	58 105	465 056
4012909000	Oth retreaded/used pneumatic,solid/ cushion tyres, of rubber	40 133	345 120	54 276	747 806
4013101100	Inner tubes,of rubber,used on motor car width tyres<450mm	126 993	972 987	299 033	1 901 592
4013101900	Inner tubes,of rubber,used on motor car width tyres>450mm	0	161 464	0	484 019
4013102100	Inner tubes,of rubber,used on bus/lorri width tyres<450mm	52 455	193 970	152 713	453 186
4013102900	Inner tubes,of rubber,used on bus/lorri width tyres>450mm	20 653	289 004	13 708	350 695
4013200000	Inner tubes,of rubber,used on bicycles	124 007	900 942	189 207	1 198 604
4013901100	Inner tube,of rubber,use on earth moving width tyres<450mm	2 418	24 007	12 928	108 527
4013901900	Inner tube,of rubber,use on earth moving width tyres>450mm	1 385	30 359	6 611	135 715
4013902000	Inner tube,of rubber,used on motorcycle or motor scooters	180 713	1 827 410	209 982	1 862 202
4013903100	Inner tube,of rubber,used on oth vehicle of chap.87, width tyres<4!	0	75	0	1 715
4013903900	Inner tube,of rubber,used on oth vehicle of chap.87, width tyres>4!	0	97 546	0	113 268
4013909100	Oth inner tube,of rubber,suitable for fitting to tyres of width<450r	11 422	126 964	61 882	445 393
4013909900	Oth inner tube,of rubber,suitable for fitting to tyres of width>450r	0	536 286	0	521 887
4014100000	Sheath contraceptives	67 908	384 910	998 664	5 048 346
4014901000	Teats for feeding bottles & similar kind	14 613	98 464	240 667	1 189 015
4014904000	Stoppers for pharmaceutical use	45 513	288 988	676 366	5 169 042
4014909000	Oth hygienic/pharmaceutical articles,of vulcanised rubber	19 166	99 671	228 291	1 342 962
4015110000	Gloves, mittens & mitts, surgical	68 902	739 527	482 045	5 240 492
4015190000	Gloves, mittens & mitts, for other purposed	77 421	492 647	549 293	3 201 329
4015900000	Oth article of apparel, clothing access for all purposed	41 801	177 317	407 309	1 735 898
4016100000	Oth articles of vulcanised rubber other of cellular rubber	37 374	311 934	276 603	2 126 194
4016911000	Mats	118 001	710 966	382 894	2 201 342
4016919000	Floor coverings	46 118	1 010 388	97 431	2 089 962
4016921000	Eraser tips	57 684	631 728	303 428	2 019 464
4016929000	Other erasers	13 451	364 251	132 634	1 482 669
4016931000	Gaskets, coverings & oth, packing for electrolytic capacitor	17 940	243 987	726 552	5 497 139
4016939000	Oth gaskets, washers & oth seals	599 903	5 439 609	11 312 880	93 198 425
4016940000	Boat/dock fenders,whether/not inflatable	102 899	933 483	391 069	2 975 229
4016950000	Oth articles of vulcanised rubber,	29 074	325 255	225 346	1 843 794
4016991100	Oth article of vulcanised rubber,for vhc of heading 87.02-87.05&87	273 839	2 110 042	4 164 835	30 391 563
4016991200	Oth article of vulcanised rubber,for vehicles 87.09,87.13,87.15&87.	8 275	60 178	155 690	998 579
4016991700	Oth article of vulcanised rubber,for for bicycles of heading 87.12	8	6 232	20	41 598
4016991900	Oth parts & access for vehicles of rubber	81 529	1 002 368	829 392	9 869 195
4016992000	Parts & access of rotochutes of heading 88.04	213	1 646	6 618	25 863
4016993000	Rubber bands	743 768	4 814 003	804 570	11 206 540
4016995100	Rubber rollers	135 780	924 594	679 385	3 987 216
4016995900	Oth article of a kind used in machinery/ mechanical/electrical appli	49 479	356 316	926 547	7 826 831
4016996000	Rail pad, of rubber	305	4 024	18 779	63 162
4016997000	Structural bearings including bridge bridge bearings, oth than rail p	2 754	284 820	21 088	2 544 676
4016998000	Rubber grommets & rubber cover for automotive wiring harness	102 913	807 482	2 079 251	14 778 514
4016999000	Oth articles of vulcanised rubber for oth purposed	283 552	2 377 186	1 921 443	16 452 831
4017000000	Hard rubber in all form,include waste & scrap, articles of hard rubb	35 447	373 351	580 809	6 558 770
4101200000	Whole hide & skin,weight/skin<8kg(simply dried), 10kg(dry-salt), 1t	1 059 912	6 157 769	490 402	2 914 450
4101500000	Whole hide & skin,of a weight >16 kg	101 830	428 265	141 435	536 993
4101900000	Oth raw hides & skin of bovine/equine animals	0	404 532	0	158 152
4102100000	Raw skins of sheep/lambs with wool on	0	211 560	0	348 612

**I.3. IMPOR MENURUT KOMODITI / IMPORT BY HS COMMODITY**  
**\*\*\* AGUSTUS/AUGUST 2011 \*\*\***

HS	Uraian Komoditi Commodity Description	Berat Bersih / Net Weight (Kg)		Nilai / Value C.I.F (US\$)	
		Bulan ini Current Month	Kumulatif Cum.Jan. to date	Bulan ini Current Month	Kumulatif Cum.Jan. to date
4102210000	Raw skins of sheep/lambs without wool on , pickled	0	48 080	0	431 898
4102290000	Oth raw skins of sheep/lambs without wool on, not pickled	104 009	278 494	40 355	135 399
4103200000	Raw hide & skin of reptiles	0	1 656	0	40 364
4103900000	Raw hide & skin of oth animal	146 541	847 282	147 019	526 350
4104110010	Bovine leather,vegetable pre-tanned full grains, wet state	33 873	759 350	246 786	2 853 436
4104110090	Oth tanned/crust hide & skin of bovine, wet state, full grains	644 643	5 177 505	963 328	7 560 462
4104190000	Oth tanned/crust hide & skin of bovine, wet state, not full grains	469 989	4 066 834	1 025 140	15 476 819
4104410000	Crust vegetable (semi-tanned) hide & skins, full grains	319 784	3 371 944	5 769 882	52 958 294
4104490000	Oth crust vegetable (semi-tanned) hide & skin, full grains	3 321 218	6 900 995	6 517 115	47 982 432
4105100000	Tanned/crust skins of sheep/lamb, without wool on, in the wet stat	97 854	1 237 384	815 895	9 409 576
4105300000	Tanned/crust skins of sheep/lamb, without wool on, in dry state	3 157	53 833	259 633	2 460 001
4106210000	Tanned/crust hide & skin of goat/kid, in the wet state	17 050	132 584	117 000	712 043
4106220000	Tanned/crust hide & skin of goat/kid, in the dry state	0	5 586	0	202 867
4106320000	Tanned/crust hide & skin of swine in the dry state	0	4 606	0	70 140
4106409000	Oth tanned/crust hide&skin of reptiles	0	2 247	0	29 172
4106920000	Oth tanned/crust hide & skin of oth, animals in the dry state	1 497	8 961	131 875	769 584
4107110000	Whole hides&skins,full grains,unplits of bovine/eguiue animals	78 075	946 261	1 856 135	19 700 352
4107120000	Whole hides & skins,grains splits,of bovine/eguiue animals	16 956	237 546	312 911	3 207 753
4107190000	Oth whole hides & skins,of bovine/ eguiue animals, in oth form	219 423	2 489 769	4 308 386	40 367 680
4107910000	Oth whole hide & skin,including side,of bovine/eguiue animals, full	5 701	92 856	115 388	1 350 884
4107920000	Oth whole hide & skin,including side,of bovine/eguiue animals, gra	102 706	786 553	3 073 487	20 413 232
4107990000	Oth whole hide & skin,including side,of bovine/eguiue animals, in c	365 927	2 817 604	4 270 239	35 827 722
4112000000	Leather further prepared after tanning, oth than leather of heading	14 291	400 530	596 322	7 545 844
4113100000	Leather further prepared after tanning, of goats or kids	32 604	217 672	1 374 652	9 101 062
4113200000	Leather further prepared after tanning, of swine	26 839	237 436	476 579	4 099 639
4113300000	Leather further prepared after tanning, of reptiles	0	4	0	1
4113900000	Leather further prepared after tanning, of oth animals	4 682	94 017	163 314	2 511 268
4114100000	Chamois (including combination chamoss leather	40 603	246 685	327 243	1 273 285
4114200000	Patent leather & patent laminated leather, metalised leather	78 075	861 036	1 289 474	10 399 141
4115100000	Composition leather with basis of leather in slabs, sheets/strip	36 228	160 551	559 821	3 466 247
4115200000	Paring&oth waste/of composition leather, not suitable for manuf. (	0	88	0	578
4201000000	Saddlery & harness for any animal of any materials	25	156	78 158	79 634
4202111000	School satchel,with outer surface of leather, compositions/patent le	24 783	192 676	79 204	835 905
4202119000	Trunk,suit,vanity,executive,brief-cases with outer surface of leathe	31 975	805 844	144 058	3 973 680
4202121000	School satchel,with outer surface of plastics/textile materials	7 470	187 417	32 377	536 268
4202129000	Trunk,suit,vanity,executive,brief-cases w out surface of plastics/tex	698 187	5 437 036	3 070 175	20 207 524
4202191000	School satchel,trunk,suit,vanity,brief, of wood, iron, steel or zinc	11	2 156	358	36 642
4202199000	School satchel,trunk,suit,vanity,brief, ot oth materials	247 994	1 610 509	828 607	6 777 886
4202210000	Hand bag with outer surface of leather or of patent leather	4 985	59 091	661 440	5 327 752
4202220000	Hand bag with outer surface of plastic sheeting or of textile materi	277 846	2 986 175	2 036 688	16 107 675
4202290000	Hand bag with other outer surface	809 415	4 649 186	2 712 092	18 965 763
4202310000	Artcl in pocket/hand bag with outer surface of leather or of patent	20 680	168 311	260 133	1 573 220
4202320000	Artcl in pocket/hand bag with outer surface of plastics or of textile	95 221	688 085	379 862	3 920 264
4202390000	Article of kind normally carried pocket or in handbag with outer srf	116 366	829 292	359 243	3 207 643
4202911000	Sport bags,with outer surface of leather composition leather/of pai	469	6 709	2 364	29 482
4202919000	Oth artcls with outer surface of leather or of patent leather	67 082	1 299 247	397 447	5 421 325
4202921000	Bowling bags with outer surface of plastic or of textile materials	485	18 081	3 174	74 789
4202929000	Other articles with outer surface of plastic or of textile materials	103 943	694 218	844 679	4 733 639
4202991000	Bags, with outer surface of copper	27 887	47 883	117 194	243 155
4202999000	Oth than trunk, suit-cases,handbags, & similar containers	108 273	663 136	352 105	2 727 613
4203100000	Articles of apparel of leather or of composition leather.	1 746	16 039	138 608	816 016
4203210000	Gloves,mittens & mitts specially designed for use in sports of leath	332	5 336	15 642	220 857
4203291000	Protective work gloves of leather or of composition leather	28 040	183 023	131 124	1 030 387
4203299000	Oth gloves, mittens & mitts of leather or of composition leather	11 698	146 851	63 005	490 647
4203300000	Belts & bandoliers of leather or of composition leather	59 743	666 047	432 060	5 279 563
4203400000	Oth clothing access of leather or of composition leather	16 433	221 833	147 515	2 485 144
4205001000	Oth articles of leather or of composition leather, boot laces ; mats	10 716	98 164	155 482	1 510 038
4205002000	Oth articles of leather, industrial safety belt & harnesses	19 655	90 051	55 214	445 986
4205003000	Leather strings or cords for jewelry or for personal adornment	3 298	23 624	18 215	183 785
4205004000	Oth articles of leather/of composition leather of a kind used in mac	4 100	59 688	29 699	271 671
4205009000	Oth articles of leather oth than boot laces,safety belt & leather stri	1 425	40 130	13 394	609 611
4206000000	Articles of gut of goldbeaters skin of bladders or of tendons	333	396	5 872	83 537
4301100000	Raw furskins of mink, whole, with or without head, tail or paws	0	135	0	4 275
4301800000	Oth furskins, whole, with or without head, tail or paws	1 257	2 293	70 493	468 547
4302190000	Tanned or dressed furskins, oth than of mink & of lamb	1 459	31 589	59 437	1 162 016
4302200000	Tanned or dressed furskins,head,tails, paws,oth pieces/cutting not	0	1 200	0	54 386
4303100000	Articles of apparel, clothing access of furskin	1 669	60 050	116 248	898 768
4303902000	Article for industrial purposes, oth than of furskin	142	27 985	2 484	7 433
4303909000	Oth than sport bag & article for indust purposes, oth than of furskir	0	1 486	0	138 468
4304001000	Artificial fur	6 269	12 302	115 132	355 318
4304002000	Article for indust purposes of artificioal fur	1 102	6 057	1 848	130 800
4304009100	Sport bags of artificial fur	0	3 354	0	25 669
4304009900	Artificial fur&articles thereof oth article find purposes&sport bags	2 317	3 455	19 222	23 623
4401100000	Fuel wood,in logs,in billets,in twigs faggots or in similar forms	2 447 772	12 775 298	737 716	3 661 845
4401210000	Coniferous, wood in chips or particles	0	7 260 005	0	802 676

**I.3. IMPOR MENURUT KOMODITI / IMPORT BY HS COMMODITY**  
**\*\*\* AGUSTUS/AUGUST 2011 \*\*\***

HS	Uraian Komoditi Commodity Description	Berat Bersih / Net Weight (Kg)		Nilai / Value C.I.F (US\$)	
		Bulan ini Current Month	Kumulatif Cum.Jan. to date	Bulan ini Current Month	Kumulatif Cum.Jan. to date
4401220000	Non-coniferous	0	13 860	0	8 492
4401300000	Sawdust & wood waste & scrap,whether or not agglomerat in logs,	126 204	1 778 839	113 047	1 165 118
4402900000	Wood charcoal(including shell or nut charcoal), of oth than bamboc	4 800	11 387	5 738	99 853
4403101000	Baulks, wood in the rough,treated with paint,stains,creosote/oth p	22 605	213 639	64 877	614 061
4403109000	Oth baulk,sawlog,pit-props,poles,piles treated with paint	694 869	7 584 280	292 327	3 018 716
4403209010	Coniferous,oil damar, pulpwood	1 994	7 998	58 720	144 653
4403209090	Oth wood in the rough	48 159	4 610 578	30 442	749 662
4403419090	Oth pulp,baulk,of dark red meranti light red meranti & meranti bak	453 430	2 909 658	37 184	236 723
4403491000	Oth baulks of dark red meranti light red meranti & meranti bakau	0	42 300	0	29 900
4403499090	Oth pulp,baulk,sawlog,pit props, poles of tropical wood	0	7 200	0	3 869
4403911000	Baulks, sawlogs and veneer logs of oak	35 484	5 391 520	28 963	2 488 603
4403919090	Oth pulp,baulk,sawlog,pit props,poles of oak	405 747	5 369 010	230 228	2 939 288
4403929090	Oth pulp,baulk,sawlog,pit props,poles	0	3 758 350	0	413 375
4403991000	Baulks, oth meranti,beech,oak, tropical wood,ramin,keruing,kapur	24 854	102 836	26 832	233 962
4403999090	Oth pulp,baulk,sawlog,pit props,poles of meranti,tropic wood,rami	254 435	2 124 854	97 167	978 728
4404200000	Hoopwood, split poles;piles, picket & the like of non coniferous	19 478	70 646	5 434	19 292
4405000000	Wood wool, wood flour.	160 387	3 830 615	106 446	2 086 118
4406900000	Railway or tramway sleepers(cross-ties) of wood impregnated	0	6	0	14
4407100010	Coniferous,planed of a thickness > 6mm	454 220	4 277 146	194 628	2 927 656
4407100020	Coniferous,sanded or end jointed thickness>6mm	41 833	158 811	49 002	281 327
4407100090	Coniferous,oth sanded or end jointed & planed, thickness>6mm	5 261 048	48 002 034	3 292 983	26 789 070
4407210090	Mahogany,oth planed, sanded end jointed,thickness>6mm	0	20 997	0	34 056
4407251090	Dark meranti/light red meranti, oth planed,sanded thickness>6mm	59 744	241 390	56 486	284 093
4407252090	Meranti bakau oth sanded end jointed&planed, thickness>6mm	18 242	474 474	9 950	215 326
4407270090	Sapelli other planed, sanded or end jointed,thickness>6mm	0	22 215	0	49 669
4407280090	Iroko other planed, sanded or end jointed,thickness>6mm	71 934	236 251	89 072	253 970
4407291110	Wood, planed of jelutong thickness>6mm	62	191	52	797
4407291120	Wood, sanded or end jointed of jelutong,thickness>6mm	831	831	98	98
4407291900	Jelutong oth planed & sanded or end jointed,thickness>6mm	0	23 100	0	13 720
4407293900	Kempas oth planed&sanded or end jointed, thickness>6mm	0	20 452	0	44 172
4407294900	Keruing wood,oth planed,&sanded or end jointed,thickness>6mm	123 476	139 694	106 773	131 022
4407296900	Teak wood,oth planed&sanded or end jointed, thickness>6mm	109 882	497 978	150 110	596 000
4407297010	Balau wood, planed thickness>6mm	0	15 573	0	48 485
4407297090	Balau wood,oth planed&sanded or end jointed, thickness>6mm	0	28 857	0	60 261
4407299200	Jongkong&merbau,oth planed sanded or end jointed, thickness>6n	949 966	949 966	142 495	142 495
4407299900	Oth tropical wood, oth sanded or end jointed&planed,thickness>6r	482 872	2 347 509	465 620	2 554 087
4407910010	Oth of oak wood, planed thickness>6mm	63 727	1 104 129	44 699	723 058
4407910090	Oth of oak wood,oth planed&sanded or end jointed, thickness>6m	2 559 990	14 889 257	2 137 677	12 350 757
4407920010	Oth of beech wood,planed thickness>6mm	0	252 895	0	61 218
4407920090	Oth of beech wood,oth planed&sanded or end jointed, thickness>6	385 417	3 038 940	212 500	1 449 859
4407930010	Oth of maple wood,planed thickness>6mm	23 561	199 254	32 412	310 426
4407930020	Oth of maple wood, sanded or end jointed, thickness>6mm	0	19 809	0	18 803
4407930090	Oth of maple wood,oth planed&sanded or end jointed, thickness>6	1 110 884	3 709 035	856 370	3 203 728
4407940090	Oth of cherry wood,oth planed&sanded or end jointed, thickness>6	0	125 792	0	92 901
4407950090	Oth of ash wood,oth planed&sanded or end jointed, thickness>6m	23 738	744 641	71 096	2 046 887
4407990010	Oth wood sawn or chipped lengthwise, sliced or peeled, planed thil	20 125	644 291	22 984	459 570
4407990020	Oth wood sawn or chipped lengthwise, sanded or end jointed thikn	0	16 250	0	27 457
4407990090	Oth wood sawn or chipped lengthwise, planed or sanded thikness>	2 847 788	18 827 212	2 007 223	15 395 284
4408101000	Cedar wood slats prepared for pencil manufact;radiata pinewood fi	68 673	585 556	44 592	338 429
4408103000	Face veneer sheets, coniferous	46 731	455 423	74 721	704 831
4408109000	Coniferous,oth cedar wood slats,face veneer sheets	213 628	2 252 865	502 642	3 030 527
4408310000	Dark red meranti, light red meranti and meranti bakau of the tropic	0	48 000	0	46 875
4408399000	Oth jelutong wood and oth wood prepared for pencil manufact	268 369	1 593 504	775 398	4 324 522
4408900000	Oth sheets for veneering and of the tropical wood of thickness < 6	727 447	5 074 052	1 381 746	9 795 413
4409100000	Coniferous wood cotin shaped	285 978	634 772	164 278	396 524
4409210000	Non coniferos wood cotin shaped of bamboo	20 770	147 365	18 481	153 471
4409290000	Oth non coniferous oth teak strips friezes for parquet flooring	94 161	492 148	165 423	994 886
4410110000	Particle board & similar board of wood	19 699 075	146 718 937	5 686 590	39 517 830
4410120000	Oriented strand & waferboard of wood	0	72 402	0	24 866
4410190000	Oth particle board,oriented strand board (osb) of wood	1 107 327	11 231 622	433 244	5 261 383
4410900000	Particle board & similar board of other ligneous materias	53 496	1 110 334	44 951	804 286
4411120000	Medium density fibreboard (mdf) of a thickness < 5mm	3 416 935	25 897 599	1 552 890	11 113 874
4411130000	Medium density fibreboard (mdf) of a thickness > 5mm and < 9 mm	676 845	9 770 208	332 907	5 300 038
4411140000	Medium density fibreboard (mdf) of a thickness > 9 mm	5 193 569	33 878 203	2 264 120	14 628 545
4411920000	Oth fibreboard of a density >0.8g/cm3	401 715	3 016 392	288 030	2 289 138
4411930000	Oth fibreboard of 0,5g/cm<density <0,8g/cm3	781 502	25 217 501	336 891	9 104 742
4411940000	Oth fibreboard of a density <0,5g/cm3	266 384	2 469 785	106 923	1 104 045
4412100000	Plywood,veneered panel&similar lamina ted of bamboo	219	159 588	3 846	166 108
4412310000	Oth plywood,each thick.<6mm with at least one outer ply of tropic;	368 790	1 729 098	280 253	1 468 928
4412320000	Oth plywood,each thick.<6mm with at least one outer ply of non cc	879 741	6 409 389	634 225	4 347 400
4412390000	Oth plywood consisting solely of sheets of wood of each thick < 6 n	6 837 190	47 484 826	3 715 765	26 371 386
4412940000	Oth plywood of blockboard,laminboard and battenboard	5 632	125 584	19 633	336 033
4412990000	Veneered panels&similar w/at least one other wood	1 565 114	10 549 111	1 076 413	7 646 632
4413000000	Densified wood, in blocks,plates,strips of profile shapes.	201 510	1 239 061	199 952	1 552 116
4414000000	Wooden frames for paintings, photo- graphs mirrors or similar obje	2 213	120 502	3 876	269 114

**I.3. IMPOR MENURUT KOMODITI / IMPORT BY HS COMMODITY**  
**\*\*\* AGUSTUS/AUGUST 2011 \*\*\***

HS	Uraian Komoditi Commodity Description	Berat Bersih / Net Weight (Kg)		Nilai / Value C.I.F (US\$)	
		Bulan ini Current Month	Kumulatif Cum.Jan. to date	Bulan ini Current Month	Kumulatif Cum.Jan. to date
4415100000	Cases, boxes, crates, drums & similar packings; cable-drums	52 629	215 361	82 725	398 833
4415200000	Pallets,box pallets& other load boards; pallet collars	121 588	990 124	147 634	1 168 445
4416001000	Staves of wood	0	30 042	0	62 448
4416009000	Casks,barrels,vats,tubs&other coopers products & parts thereof, of	8 719	23 311	19 385	83 613
4417000000	Tools,tool bodies,tool handles,broom or brush bodies & handles, o	119 313	763 791	218 718	1 591 701
4418100000	Windows,french-windows&their frames of wood	8	189	468	3 362
4418200000	Doors & their frames & thresholds of wood	597	1 061 467	151	1 112 966
4418400000	Shuttering for concrete construal work of wood	0	27 807	0	38 241
4418500000	Shingles & shakes of wood	0	5 347	0	30 682
4418600000	Posts and beams of wood	0	62 949	0	79 523
4418710000	Assembled flooring panels for mosaic floors of wood	0	9 903	0	16 376
4418720000	Assembled flooring panel for multilayer of wood	0	50 455	0	189 682
4418790000	Oth assembled flooring panels of wood	44 811	383 941	66 743	444 882
4418901000	Cellular wood panels cellular wood panels	53 312	65 682	35 594	46 003
4418909000	Other builders joinery & carpentry of wood	189 526	1 601 481	169 619	1 336 241
4419000000	Tableware and kitchenware, of wood.	67 454	332 393	82 532	453 313
4420100000	Statuettes & oth ornaments, of wood	6 188	69 056	20 448	152 823
4420901000	Wooden articles of furniture not falling in chapter 94	0	25 812	0	48 723
4420909000	Oth wood marquetry and inlaid,casket and similar articles of wood	13 330	203 139	72 962	567 192
4421100000	Clothes hangers of wood	30 087	379 476	102 373	1 928 584
4421901000	Spools, cops & bobbins, sewing thread reels and the like of wood	3 282	13 161	42 023	124 192
4421902000	Match splints	0	392	0	5 676
4421903000	Wooden pegs or pins for footwear	10 305	37 449	19 298	77 179
4421904000	Candy-sticks, ice-cream sticks & ice cream spoons	89 868	1 005 392	106 705	1 452 307
4421907000	Fans & handscreens, frames & handles of wood	1 935	21 615	10 843	70 024
4421908000	Toothpicks of wood	83 473	494 277	68 671	361 755
4421909100	Horse and bullock gear of wood	62	180	51	508
4421909200	Prayer beads of wood	435	25 116	798	431 091
4421909900	Other wooden articles	259 820	1 437 774	334 790	2 635 786
4501100000	Natural cork, raw or simply prepared	3 422	5 305	8 072	49 080
4501900000	Waste cork; crushed, granulated or ground cork.	303	31 510	3 823	116 350
4502000000	Natural cork,debarked or roughly squared or in rectangular (includ	3 430	30 830	13 311	78 864
4503100000	Corks and stoppers	2 427	8 676	28 680	169 223
4503900000	Other articles of natural cork.	11 775	158 731	32 221	431 203
4504100000	Blocks, plates, sheets & strip; tiles of any shape; of agglomerated c	8 766	80 703	34 436	488 307
4504900000	Other articles of agglomerated cork	21 145	256 361	98 580	1 107 693
4601210000	Mats, matting and screens of vegetable materials of bamboo	10 041	94 511	12 407	138 309
4601220000	Mats, matting and screens of vegetable materials of rattan	0	898	0	24 324
4601290000	Oth mats,matting & screens of vegetable vegetable of material	0	10 579	0	31 686
4601921000	Plaits and similar products of plaiting material of bamboo	0	42 057	0	59 770
4601929000	Other products of bamboo	82	43 105	178	66 579
4601931000	Plaits and similar products of plaiting material of rattan	0	573	0	1 232
4601939000	Other products of rattan	0	35	0	334
4601941000	Plaits and similar products of plaiting material of vegetable materia	0	34	0	173
4601949000	Other products of vegetable material	2	258	11	456
4601991000	Mats and matting of other material	37 519	814 291	154 056	2 495 103
4601992000	Plaits & similar products of plaiting of other material	0	4 500	0	17 099
4601999000	Screens of other material	2 287	31 330	33 317	268 383
4602110000	Basketwork, wickerwork & other articles, of vegetable material of t	42 133	143 605	27 415	120 716
4602120000	Basketwork, wickerwork & other articles, of vegetable material of r	101	936	614	3 320
4602190000	Basketwork, wickerwork & other articles, other vegetable material	5 692	8 674	36 691	63 199
4602900000	Basketwork, wickerwork & other articles, of other materials	517	31 805	8 326	145 948
4701000000	Mechanical wood pulp.	15 645 598	125 301 198	8 669 401	69 251 942
4702000000	Chemical wood pulp, dissolving grades.	48 798 071	298 172 630	56 445 737	352 457 161
4703110000	Chemical wood pulp, soda, oth than dis solving grades,unbleached,	3 693 332	20 622 800	2 802 946	15 185 892
4703210000	Chemical wood pulp, soda, oth than dis solving grades,bleached,co	36 360 307	327 307 536	33 083 153	280 444 289
4703290000	Chemical wood pulp, soda, oth than dis solving grades,bleached,no	3 499 934	47 405 709	2 638 185	35 392 244
4704110000	Chemical wood pulp,sulphite,oth than dis solving grades,unbleache	94 116	642 533	47 088	417 700
4704190000	Chemical wood pulp,sulphite,oth than dis solving grades,unbleache	0	5 225	0	24 080
4704210000	Chemical wood pulp,sulphite,oth than dis solving grades,bleached,i	1 159 319	4 131 475	1 004 536	3 713 558
4704290000	Chemical wood pulp,sulphite,oth than dis solving grades,bleached,i	36 640	205 407	74 884	331 990
4705000000	Wood pulp obtained by a combination of mechanical & chemical pi	2 299 653	42 178 601	1 292 749	23 598 736
4706100000	Cotton linters pulp	98 924	2 477 191	760 785	10 172 689
4706200000	Pulps of fibres derived from recovered (waste & scrap) paper or pa	6 145	104 522	9 469	192 478
4706300000	Pulps of fibres derived from recovered of oth than bamboo	900	291 794	2 229	388 638
4706910000	Mechanical pulps of fibres derived from recovered paper or paperk	641 715	3 710 034	514 368	3 000 236
4706920000	Chemical pulps of fibres derived from recovered paper or paperbo	42 181	2 066 036	129 289	2 745 387
4707100010	Unbleached kraft paper or paperboard for paper making purposes	134 750 902	1 039 004 672	35 804 243	265 251 991
4707100090	Unbleached kraft paper or paperboard for oth purposes	67	1 089	691	15 311
4707200010	Oth paper,bleached chemical pulp,not colored, for paper making pi	6 088 055	50 709 399	2 452 149	19 404 412
4707200090	Oth paper,bleached chemical pulp,not colored, for oth purposes	195	8 924	2 601	28 672
4707300010	Paper made mainly of mechanical pulp for paper making purposes	41 916 181	379 057 973	11 927 578	102 541 067
4707300090	Paper made mainly of mechanical pulp for oth purposes	0	348	0	17 896
4707900010	Other paper, unsorted waste & scrap, for paper making purposes	10 216 043	99 912 037	2 439 792	22 851 813
4707900090	Other paper, unsorted waste & scrap, for oth purposes	0	5	0	61



**I.3. IMPOR MENURUT KOMODITI / IMPORT BY HS COMMODITY**  
**\*\*\* AGUSTUS/AUGUST 2011 \*\*\***

HS	Uraian Komoditi Commodity Description	Berat Bersih / Net Weight (Kg)		Nilai / Value C.I.F (US\$)	
		Bulan ini Current Month	Kumulatif Cum.Jan. to date	Bulan ini Current Month	Kumulatif Cum.Jan. to date
4801001000	Newsprint, in rolls or sheets. weighing not more than 55 g/m2	547 729	3 885 669	357 599	2 458 682
4801009000	Newsprint, in rolls or sheets. weighing more than 55 g/m2	542 564	2 100 179	443 927	1 826 732
4802100000	Hand-made paper and paperboard	1 782	34 455	86 692	501 250
4802200000	Paper and paperboard of a kind used as for photo sensitive,heat-se	51 763	262 049	152 667	790 560
4802400000	Wallpaper base	13 687	169 948	22 386	365 040
4802541000	Paper,no fibres used in manufac gyps board computercards,weight	35	204 370	786	237 751
4802549010	Aluminium base paper weighing<20gm2 in rolls >15cm	187 000	1 256 006	299 467	1 993 367
4802549090	Oth carbonising base paper weighing<20gm2 in rolls >15cm	697 998	5 706 836	430 529	3 245 536
4802552100	Fancy paper and paperboard, in rolls of width of =< 15 cm	17 165	21 868	53 726	113 323
4802552900	Fancy paper and paperboard, other than in roll of with of >15cm	107 336	22 376 561	121 827	20 278 519
4802559000	Paper,no fibres, for other purpose 40< weight <150 g/m,roll	654 728	9 957 273	1 474 163	11 926 579
4802562100	Fancy paper and paperboard, in rectangular =<36cm oth side =15cr	12	4 555	105	30 152
4802562900	Oth fancy paper & paperboard	144	295 688	729	359 901
4802569000	Paper,no fibres, for other purpose 40< weight <150 g/m,sheet	143 378	541 169	116 651	622 795
4802570000	Other paper & paperboard, weight>40g/m2 and =< 150g/m2	374 810	2 977 866	411 233	3 457 944
4802582100	Fancy paper and paperboard,in roll width <=15cm/in rectang sheet	442	444	2 817	3 103
4802582900	Fancy paper and paperboard,oth in roll width<=15cm/in rectang sh	0	114 135	0	150 722
4802589000	Oth paper,no fibres, for other purpose weight >150 g/m	608 395	8 419 349	490 448	6 259 057
4802611000	Paper, fibres>10%, aluminium paper paper,in rolls	0	6	0	49
4802612000	Paper,fibres>10%, for banknotes,manufAC of gypsumboard, in rolls	25 357	103 500	23 709	106 714
4802619000	Paper,fibres>10%,oth aluminium paper, banknotes,printing,writing	286 645	4 690 564	272 443	4 083 713
4802621000	Paper, fibres, aluminium paper base in sheets with 435< one side <	0	31 567	0	140 739
4802622000	Paper,fibres,banknotes,manuf of gypsum board,in sheets 435<one:	8 096	60 454	39 040	447 849
4802629000	Oth paper,fibres, for other purpose, in sheets with 435< one side <	15 488	19 894	63 265	123 766
4802690000	Oth paper,fibres, for other not purpose, of fibres>10%, paper in rol	827 973	2 751 509	756 675	3 167 693
4803003000	Cellulosewadding not further worked than being color,marble throi	2 609	83 359	13 283	387 519
4803009000	Oth cellulosa wading & tissue paper for toilet/facial tissue stock&si	128 478	1 551 383	376 381	4 607 495
4804111000	Kraftliner paper&paperboard,in rolls or sheets,unbleached	0	443	0	546
4804119000	Kraftliner paper&paperboard,in rolls or sheets,bleached	1 362 838	12 513 087	824 888	8 514 873
4804191000	Kraftliner paper&paperboard, oth than of kind used in mnftre of gj	92	868	1 838	26 310
4804199000	Oth kraftliner paper&paperboard	2 174 820	15 370 932	1 903 996	13 225 382
4804211000	Sack kraft paper for making cement bag in rolls or sheets,unbleach	6 851 124	77 931 857	8 536 326	90 532 371
4804219100	Sack kraft paper for making cement bag in rolls or sheets,bleached	100 406	1 283 817	67 774	1 225 083
4804219900	Oth sack kraft paper for making cement bag in rolls or sheets,unble	143 016	1 863 680	139 226	1 788 330
4804291000	Composite papers, in rolls or sheets	51 823	755 488	49 232	764 638
4804299000	Oth composite papers, in rolls or sheets	218 154	1 570 476	170 757	1 342 303
4804311000	Elect grade insulating kraft paper, weighing 150 g/m,unbleached	41 273	513 082	175 230	2 339 944
4804313000	Wet strenght 40g to 60g, for plywood adhesive tape,weigh 150g/m	128 156	1 660 231	132 612	1 810 251
4804319000	Other kraft paper & wet strenght weighing 150 g/m,unbleached	743 932	4 874 083	874 499	5 903 571
4804391000	Adhesive tape,40-60g,used in mnfact. weight <= 150g/m2,bleach	24 936	350 557	29 990	342 734
4804399000	Adhesive tape,40-60g,not used in mnfact.,weigh <= 150g/m2,blea	114 524	1 703 321	119 362	1 700 259
4804411000	Elect grade insulating kraft paper, 150<weighing< 225 g/m,unbleac	0	263 960	0	404 213
4804419000	Oth elect grade insulating kraft paper, 150<weighing <225 g/m,unb	1 027 442	7 167 357	825 354	5 987 091
4804420000	Bleached uniformly throughout the mass& >95% wood fibres,150<	113 133	710 470	138 833	871 496
4804490000	Other kraftpaper& paperboard 150<weighing< 225 g/m	21 906	491 669	69 981	594 405
4804511000	Elect grade insulating kraft paper,press board weighing >600g/m,ui	4 156	19 371	14 000	91 104
4804519000	Oth wet strenght 40g to 60g,for plywood adhesive tape,weigh>225	443 189	1 542 908	255 936	957 474
4804521000	Bleached of kind used in the manufact of gypsum boards	0	125 793	0	40 254
4804529000	Bleached oth of kind used in the mnfrt of gypsum boards	0	618 748	0	1 435 525
4804590000	Other kraftpaper& paperboard weighing 225 g/m or more	27 850	251 926	142 328	811 567
4805110000	Uncoated paper&paperboard,semichemical fluting paper,rolls or sf	1 961 191	8 663 621	1 048 717	4 390 316
4805129000	Uncoated paper&paperboard,oth semi chemical,straw flutingpaper	305	34 863	4 279	141 389
4805191000	Uncoated paper&paperboard,oth fluting paper	8 316	58 007	32 600	155 361
4805199000	Oth uncoated paper and paperboard, in rolls or sheets	867 865	11 265 041	405 571	5 162 200
4805240000	Uncoated paper&paperboard,testliner weighing 150 g/m2 or less	59 667	1 564 762	35 931	806 210
4805251000	Uncoated paper&paperboard,testliner weighing >= 150 g/m2	200 137	1 949 633	117 776	1 109 605
4805259000	Uncoated paper&paperboard,testliner oth of weighing >= 150 g/m:	1 052 663	10 469 604	643 276	6 353 715
4805301000	Paper,sulphite wrapping paper, colored match wrapping paper	0	14 436	0	24 633
4805309000	Paper,sulphite wrapping paper, oth colored match wrapping paper	8 699	127 306	64 133	275 999
4805400000	Filter paper and paperboard	639 700	4 588 622	2 498 352	16 574 887
4805500000	Felt paper and paperboard	17 387	197 675	51 517	693 891
4805911000	Paper used as packing of flat glass product, resin<0,6%,wg<150g/m	51	3 036	3 452	30 291
4805919000	Uncoated paper&paperboard,oth blotting, &joss paper,weighing15	31 102	658 481	74 435	1 135 714
4805921000	Multi-ply paper and paperboard of 150<weighing<225g/m	0	367	0	9 811
4805929000	Uncoated paper&paperboard of oth 150<weighing<225g/m	1 216 791	7 414 641	727 222	4 387 780
4805931000	Multi-ply paper and paperboard of weighing > 225g/m2	301 399	1 604 092	246 915	1 107 988
4805939000	Uncoated paper&paperboard, of other weighing > 225g/m2	926 656	4 709 447	644 554	3 868 325
4806100000	Vegetable parchment	489 056	1 307 779	703 300	2 057 526
4806200000	Greaseproof papers	62 938	706 441	135 775	1 309 005
4806300000	Tracing papers	37 280	172 705	88 299	328 191
4806400000	Glassine and other glazed transparent or translucent papers	745 783	5 749 828	1 233 218	9 522 263
4807000000	Composite paper and paperboard not surface-coated or impregnat	1 024 521	7 028 800	755 059	5 435 545
4808100000	Corrugated paper&paperboard,whether or not perforated,in rolls c	182 393	1 768 522	249 642	2 216 067
4808200000	Sack kraftpaper,creped,crinkled,whether, not embossed or perfora	20 371	269 464	119 627	925 331
4808300000	Oth kraftpaper,creped or crinkle,whether or not embossed or perfc	25 756	223 568	30 153	583 169

**I.3. IMPOR MENURUT KOMODITI / IMPORT BY HS COMMODITY**  
**\*\*\* AGUSTUS/AUGUST 2011 \*\*\***

HS	Uraian Komoditi Commodity Description	Berat Bersih / Net Weight (Kg)		Nilai / Value C.I.F (US\$)	
		Bulan ini Current Month	Kumulatif Cum.Jan. to date	Bulan ini Current Month	Kumulatif Cum.Jan. to date
4808901000	Paper&paperboard,embossed paper fancypaper used printing,cove	227	79 850	1 606	162 061
4808909000	Paper&paperboard,oth embossed fancypaper used printing.cover,l	299 152	1 674 997	396 714	2 519 726
4809200000	Self-copy paper	1 219	615 632	2 998	1 066 998
4809900000	Oth self-copy paper	96 986	1 193 963	213 719	2 603 701
4810134000	Paper&paperboard for photo,heat,elect. in rolls papers of width <1	53	210	2 320	5 472
4810135000	Paper&paperboard for photo,heat,elect. in rolls papers of oth widt	59	8 114	1 347	30 522
4810139010	Banknotes paper,in rolls	518 941	2 832 754	3 987 671	21 092 306
4810139090	Oth coated writing and printing paper banknotes paper,in rolls	2 486 703	18 144 903	3 017 504	19 715 464
4810145000	Paper&paperboard for photo,heat,elect. sensitive 297<one side<4:	0	55	0	459
4810146000	Paper&paperboard for photo,heat,elect. of width < 15cm	158	1 748	847	9 726
4810149090	Oth coated writing &printing paper banknotes paper,in sheets	1 579	11 838	1 184	9 597
4810190010	Banknotes paper	11	35	97	342
4810190090	Oth banknotes paper,coated writing &printing paper, one side>4:	332 477	4 792 265	895 386	8 731 681
4810223000	Paper&paperboard for photo,heat,elect. sensitive,light weight coat	0	21 522	0	23 029
4810224000	Paper&paperboard, oth in roll of a width 15cm<one side<36cm,unf	0	588	0	1 701
4810229000	Oth aluminium paper base, light-weight coated paper	1 328 907	13 676 202	1 980 325	16 923 543
4810294000	Oth paper&paperboard for photo,heat,. elect oth light weight coat	0	224	0	1 431
4810295000	Oth paper&paperboard, oth in roll of a width 15cm<one side<36cm	0	20 234	0	30 820
4810299000	Oth aluminium paper base and art paper oth light weight coated pa	1 210 728	8 619 851	1 274 053	11 079 501
4810312000	Kraftpaper,for separate battery plate, width<=15cm,15cm<side>36c	0	87	0	281
4810313000	Kraftpaper,for separate battery plate, width<=15cm,15cm<side>36c	69	1 195	149	1 214
4810319000	Kraft paper,paperboard, not for writing, printing, other grafic purp,	2 572	12 813	42 538	168 733
4810329000	Kraft paper,paperboard, not for writing, printing, other grafic purp,	335 790	4 915 018	341 643	5 259 604
4810392000	Paper as interleaf mtrl in proc battery roll < 15cm, rect < 15 x 36 cr	2 379	75 187	40 590	550 100
4810399000	Kraft paper and paperboard in other size	360 347	1 435 754	398 692	1 801 626
4810921000	Gray backboard, multi ply	1 182 352	8 261 631	890 511	6 120 102
4810923000	Paper colored for computer card, oth multi ply	358	14 008	2 567	66 718
4810929000	Oth paper colored for computer card & gray backboard, multi ply	381 970	4 582 350	386 866	4 400 540
4810992000	Oth paper and paperboard of multi ply	6 251	32 282	33 614	181 468
4810999000	Oth paper colored for computer card, oth multi ply	155 833	2 590 731	109 700	3 855 781
4811101000	Tarred, bituminised/asphalted paper & paperboard, in roll <15cm, l	34 046	447 482	45 530	549 905
4811109000	Tarred, bituminised/asphalted paper & paperboard, in other size	182 487	1 632 780	221 847	2 166 043
4811411000	Gummed or adhesive paper&paperboard, self-adhesive	61 733	553 369	307 493	5 023 769
4811419000	Gummed or adhesive paper&paperboard, oth self-adhesive	677 600	7 132 012	2 771 495	21 406 455
4811491000	Oth gummed or adhesive paper&paperboard self-adhesive	11 292	96 769	100 193	1 135 988
4811499000	Oth gummed or adhesive paper&paperboard oth self-adhesive	208 910	2 576 245	372 917	4 793 450
4811511000	Paper coated,impregnated or covered with plastic, bleached,wg>1:	0	50 326	0	75 026
4811519000	Paper coated,impregnated or covered with plastic, unbleached,wg:	973 574	7 053 053	2 102 345	13 345 667
4811591000	Paper coated,impregnated or covered oth for mnftre of papercup t	33 814	245 486	267 736	2 133 297
4811592000	Oth paper coated,impregnated or covered and with a lining of alur	1 030 035	9 947 811	3 547 118	36 606 453
4811593000	Oth paper coated,impregnated or covered oth in sheets 15<onesid	290	631	1 551	3 338
4811599000	Oth paper coated,impregnated or covered with plastic,oth bleache	1 197 167	7 831 786	2 682 811	18 119 746
4811601000	Paper coated,impregnated or covered with wax,paraffin,stearin,oil	481	20 236	12 892	213 872
4811609000	Paper coated,impregnated or covered with oth wax,paraff,stearin,c	81 506	981 554	111 045	1 247 913
4811903000	Oth paper, paperboard,cellulose wadding web of cell fibr roll<15cm	10 407	53 115	34 545	214 535
4811909000	Oth paper, paperboard,cellulose wadding web of cell fibres other s	1 219 855	8 990 983	3 738 634	26 896 822
4812000000	Filter blocks,slabs&plates,of paper pulp	527	105 546	21 295	581 055
4813100000	Cigarette paper,in the form of booklets or tubes	76 376	794 039	451 128	4 489 586
4813200000	Cigarette paper,in the form in rolls of a width not exceeding 5 cm	314 483	1 675 867	1 288 510	7 441 342
4813900000	Cigarette paper,oth in the of booklets, tubes & in rolls	675 018	6 178 783	3 598 329	26 152 456
4814200000	Wallpaper&similar wall coverings, the face side,with a grained,emt	217 229	1 222 039	659 512	3 711 925
4814900000	Wallpaper&similar wall coverings, oth with transparant protective	215 101	2 432 046	511 069	6 223 251
4816200000	Self-copy paper (other than of 48.09)	1 319	59 626	9 803	158 940
4816900000	Other heat transfer paper & offset plates of paper	79 634	968 203	245 895	2 826 255
4817100000	Envelopes	41 849	309 550	208 929	2 108 072
4817200000	Letter cards,plain postcards and correspondence cards	723	32 723	1 025	112 325
4817300000	Boxes,pouches,wallets & writing compendiums,of paper or paperb	29 368	234 219	189 691	900 177
4818100000	Toilet paper	35 875	217 623	109 410	536 242
4818200000	Handkerchiefs,cleansing or facial tissues & towels	118 077	1 245 638	374 740	3 125 470
4818300000	Tablecloths and serviettes	598	36 880	6 379	170 558
4818401100	Napkins & napkin liners for babies & similar sanitary articles	1 442 006	12 646 199	5 857 189	45 609 636
4818401900	Oth napkins & napkin liners for babies & similar sanitary articles	394 933	4 426 643	1 245 258	12 316 821
4818402000	Sanitary towels,tampons & similar articles	1 292 803	9 021 131	4 853 610	36 864 123
4818500000	Articles of apparel & clothing, surgical face masks	1 928	70 139	44 626	1 154 221
4818900000	Oth articles of apparel & clothing, oth surgical face masks	112 407	1 001 369	590 345	3 203 710
4819100000	Cartons,boxes & cases, of corrugated paper or paperboard	1 617 345	18 089 778	5 002 795	48 700 609
4819200000	Boxes, of non corrugated paper & paperboard	1 712 710	14 942 937	5 874 880	50 511 271
4819300000	Sacks&bags,base of a width>40cm for cement or fertizer packing	376 505	2 127 057	658 526	3 958 023
4819400000	Other sacks and bags, including cones	81 743	933 084	265 845	2 855 300
4819500000	Other packing containers,includ record sleeves	213 681	2 160 878	874 088	10 375 907
4819600000	Box files,letter trays,storage boxes& similar articles,used in offices;	417 393	1 998 484	256 935	1 946 992
4820100000	Registers,account books,note books, receipt books,&similar article:	24 381	299 867	126 321	1 445 200
4820200000	Exercise books	190 987	510 311	230 571	695 572
4820300000	Binders(other than book covers),folders& file covers	9 015	118 817	27 712	340 436
4820400000	Manifold business forms& interleaved carbon sets	91	149 859	366	210 740

**I.3. IMPOR MENURUT KOMODITI / IMPORT BY HS COMMODITY**  
**\*\*\* AGUSTUS/AUGUST 2011 \*\*\***

HS	Uraian Komoditi Commodity Description	Berat Bersih / Net Weight (Kg)		Nilai / Value C.I.F (US\$)	
		Bulan ini Current Month	Kumulatif Cum.Jan. to date	Bulan ini Current Month	Kumulatif Cum.Jan. to date
4820500000	Albums for samples or for collections	9 538	67 892	14 556	277 736
4820900000	Other exercise book,binders,manifold, albums	9 544	372 610	39 232	915 409
4821101000	Printed,labels that form of packing for jewellery,small objects & the	83 710	756 238	1 170 704	11 296 215
4821109000	Printed,oth labels that form of packing for jewellery,small objects &	359 633	3 913 566	4 866 952	55 907 493
4821901000	Oth printed,labels that form of packing for jewellery,small objects &	16 689	85 832	246 465	1 562 218
4821909000	Oth printed,oth label that form of pack for jewellery,small objects &	180 139	1 659 435	1 410 063	11 561 274
4822100000	Bobbins,spools,cops&similar of pulp of a kind used for winding text	10 183	116 872	19 493	273 067
4822900000	Bobbins,spools,cops&similar of pulp oth of a kind used for wind tex	120 225	878 755	164 897	5 074 669
4823200000	Filter paper in rolls or sheets	339 693	8 476 060	1 265 953	14 281 549
4823401000	Cardiograph recording paper	3 735	6 637	36 829	77 172
4823409000	Oth paper for self recording for other apparatus	23 431	344 801	116 833	1 474 400
4823690000	Trays,dishes,plates,cups&the like,of paper or paperboard of oth th:	70 619	331 699	302 493	1 443 417
4823700000	Gaskets and washers,moulded or pressed artcles of paper pulp	34 834	341 370	319 316	2 335 843
4823901000	Joss paper	12 256	74 161	20 798	368 551
4823902000	Sterilization indicators,not gummed, cocooning frames for silk-wor:	5	192	500	12 344
4823903000	Cup stock board (i.e. polyethylene (pe) in rells of width of less than	20 951	132 618	20 695	252 962
4823904000	Telegraph or teleprinter paper in strip or rolls	72	219	657	4 727
4823905000	Display cards for jewellery/for small objects of personal adornment	1 038	11 502	10 608	121 234
4823907000	Fans&handsscreens,with paper mounts or leaves&frames of any m	1 087	6 629	3 736	38 781
4823909000	Other,cut to size/shape,other than in strips, rolls or sheets	382 339	3 376 019	1 293 086	11 243 272
4901100000	Print books in official language of imp ctry for educations, in single	37 445	746 639	220 464	7 524 230
4901910000	Dictionaries,wholly/essentially in the official language of the impor	2 662	29 952	17 058	284 385
4901991000	Oth educational,wholly/essential in the official language of the imp	47 926	525 643	414 976	6 417 345
4901999000	Oth educational,oth wholly/essential in official language of the imp	107 668	1 331 351	1 321 773	14 354 395
4902100000	Newspapers,journals & periodicals appearing at least four times a w	0	1 163	0	12 702
4902900000	Oth newspapers, journals and periodicals	5 327	54 293	25 910	469 186
4903000000	Childrens picture,drawing or coloring books.	1 294	2 895	8 550	18 562
4904000000	Music,printed or in manuscript,whether or not bound or illustrated	1 341	12 156	24 109	278 415
4905100000	Maps&hydrographic or similar charts of all kinds,globes	4 485	26 408	45 829	248 112
4905910000	Maps&hydrographic or similar charts of all kinds,in book form	300	460	2 728	8 475
4905990000	Maps&hydrographic or similar charts of all kinds,in other form	22	19 867	1 116	228 654
4906001000	Plans&drawings,including photographic reproduct&carbon copies c	599	2 569	6 094	98 216
4906009000	Plans & drawings, being originals drawn by hand, hand-written text	1 742	26 977	8 664	103 446
4907001000	Banknotes, being legal tender	0	101	0	712
4907002000	Unused postage stamps	236	5 312	1 214 791	2 064 882
4907004000	Stock,share&bond certificates&similar documents of title; cheque fr	5	74	42	1 240
4907009000	Other banknotes,unused postage, revenue, stock,share & the like	671	23 521	220 098	2 527 642
4908100000	Transfers (decalcomanias), vitrifiable	25 430	245 400	371 042	4 255 503
4908900000	Oth than transfers (decalcomanias), vitrifiable	74 612	422 604	500 189	4 259 736
4909000000	Printed/illustrated postcards, card greetings, messages/the like	731	14 478	7 296	86 012
4910000000	Calendars of any kind,printed,including calendar blocks.	780	39 415	7 432	73 103
4911100000	Trade advertising material, commercial catalogues & the like	63 044	469 050	525 569	3 683 818
4911912000	Printedmatter,wall pictures&diagram for instruct purposes;designs	1 420	7 583	19 844	78 801
4911913000	Printed matter,oth printed pictures and photographs	2 476	13 638	13 415	44 367
4911919000	Printed matter,oth anatomical&botanical diagram & wall picture	4 256	54 358	69 281	417 283
4911991000	Printed card for jewellery,small object person adornment,carried ir	531	2 314	1 787	30 195
4911992000	Printed stickers for explosives	0	36	0	1 620
4911999000	Oth printed matter, oth printed sticker & printed card	93 993	659 304	644 324	4 948 951
5001000000	Silkworm cocoons suitable for reeling.	85	780	3 331	24 125
5002000000	Raw silk (not thrown).	0	1 653	0	14 683
5004000000	Silk yarn(oth than yarn spun from silk waste) not put up for retail sa	500	86 298	9 497	655 511
5005000000	Yarn spun from silk waste,not put up for retail sale.	1 583	109 349	1 455	508 289
5006000000	Silk yarn & yarn spun from silk waste, put up for retail sale;silk-wor:	1 867	20 051	721	34 731
5007100010	Fabrics of noil silk,bleached/ unbleached	0	1 235	0	28 304
5007100090	Fabrics of noil silk, oth than bleached/ unbleached	888	6 254	38 281	148 333
5007200010	Oth fabrics,silk/silk waste >85%, oth than noil silk,bleached/unblea	1 465	73 025	21 561	787 455
5007200090	Oth fabrics,silk/silk waste >85%, oth than noil silk,oth bleach/unble	1 339	60 689	36 930	769 851
5007900010	Oth fabrics,silk/silk waste < 85%, oth than noil silk,bleached/unblea	0	498	0	14 799
5007900090	Oth fabrics,silk/silk waste < 85%, oth than noil silk,oth bleach/unble	5 743	94 187	75 192	1 666 151
5101110000	Shorn wool, not carded/combed, greasy, including fleece-washed v	906	3 350	5 803	20 365
5101190000	Oth shorn wool, not carded/combed, greasy, including fleece-wash	9	1 233	157	10 256
5101210000	Shorn wool, not carded/combed, degreased, not carbonised	0	58 423	0	159 321
5101290000	Oth shorn wool, not carded/combed, degreased, not carbonised	4	19	17	487
5102190000	Fine animal hair,not carded/combed oth of kashmir (cashmere) go:	0	1 661	0	232 151
5102200000	Coarse animal hair,not carded/combed	0	344	0	4 543
5105100000	Carded wool	15 247	43 428	154 759	325 849
5105290000	Combed wool not in fragments	61 197	846 034	864 451	10 566 088
5105310000	Fine animal of kashmir (cashmere) goats	0	418	0	60 817
5105390000	Other fine animal hair, carded/combed	0	2	0	11
5105400000	Coarse animal hair, carded/combed	0	3 753	0	12 387
5106100000	Yarn,carded, wool > 85% by weight not put up for retail sale	3	27 207	8	263 218
5106200000	Yarn,carded, wool < 85% by weight not put up for retail sale	1 604	102 907	27 015	972 196
5107100000	Yarn,combed, wool > 85% by weight not put up for retail sale	49	18 171	2 379	171 666
5107200000	Yarn,combed, wool < 85% by weight not put up for retail sale	3	6 948	174	50 772
5108200000	Yarn of fine animal hair not put up for retail sale., combed	0	3	0	10

**I.3. IMPOR MENURUT KOMODITI / IMPORT BY HS COMMODITY**  
**\*\*\* AGUSTUS/AUGUST 2011 \*\*\***

HS	Uraian Komoditi Commodity Description	Berat Bersih / Net Weight (Kg)		Nilai / Value C.I.F (US\$)	
		Bulan ini	Kumulatif	Bulan ini	Kumulatif
		Current Month	Cum.Jan. to date	Current Month	Cum.Jan. to date
5109100000	Yarn,wool/animal hair > 85%, for retail sale	0	1 576	0	234 184
5109900000	Yarn,wool/animal hair < 85%, for retail sale	73	1 249	853	4 341
5110000000	Yarn,coarse animal hair/of horsehair wether not put up for retail sa	0	80	0	1 009
5111110000	Woven fabric,carded,wool/animal hair >85%, weight < 300 g/m	6 424	309 792	203 823	9 196 773
5111190000	Woven fabric,carded,wool/animal hair >85%, weight > 300 g/m	595	3 791	19 512	78 166
5111200000	Woven fabric,carded, wool/animal hair mix. mainly w/made filame	3 141	27 215	57 682	516 415
5111300000	Woven fabric,carded, wool/animal hair mix. mainly w/made filam	11 899	190 163	280 952	2 580 387
5111900000	Woven fabric,carded, wool/animal hair oth mixed	3	1 733	19	12 212
5112110000	Woven fabrics,combed wool/animal hair >85%, weight < 200 g/m	512	34 378	14 394	1 085 812
5112190000	Woven fabrics,combed wool/animal hair >85%, oth weight > 200 g,	97 367	884 138	2 312 218	23 223 574
5112200000	Woven fabrics,combed wool/animal hair mix. mainly w/made filam	4 344	97 754	123 173	2 098 565
5112300000	Woven fabrics,combed wool/animal hair mix. mainly w/made stap	17	159 985	99	2 682 861
5112900000	Woven fabrics,combed wool/animal hair oth mixed	11 945	261 846	220 919	5 697 103
5113000000	Woven fabrics of coarse animal hair/ of horsehair	0	169	0	12 029
5201000000	Cotton, not carded/combed.	18 014 688	366 714 467	72 145 806	1 249 480 059
5202100000	Cotton waste,yarn waste	53	53	150	150
5202910000	Cotton waste,garnetted stock	0	299	0	2 724
5202990000	Oth yarn waste & garnetted stock	373	4 372	2 776	42 899
5203000000	Cotton, carded/combed.	2 241	275 024	19 203	1 691 970
5204110000	Cotton sewing thread,not for sale cont 85%/more by weight of cott	23 503	1 565 633	197 616	4 252 893
5204190000	Cotton sewing thread,not for retail sale oth cont 85%/more of cott	34 889	324 095	244 139	3 395 352
5204200000	Cotton sewing thread, for retail sale	40 096	180 519	52 565	278 340
5205110000	Single yarn,of uncombed fibres measur 714.29 decitex/more, cotto	13 285	2 553 901	90 280	11 451 557
5205120000	Single yarn,of uncombed fibres 232<measuring<714.29dec,cotton>	0	2 051 091	0	10 467 240
5205130000	Single yarn,of uncombed fibres 192.31<measuring<232.56 dec,cott	0	23 675	0	104 087
5205140000	Single yarn,of uncombed fibres 125<measuring<192.31dec,cotton>	4 267	297 598	67 492	2 270 543
5205150000	Single yarn,of uncombed fibres measuring <125dec (>80metric num	0	454	0	1 950
5205210000	Single yarn,of combed fibres measuring 714.29dec/more,cotton>8!	57 153	297 418	202 323	1 824 884
5205220000	Single yarn,of combed fibres 232.56<measuring<714.29dec,cotton	227	1 724 877	5 571	8 025 251
5205230000	Single yarn,of combed fibres 192.31<measuring<232.56dec,cotton	114 463	508 096	428 838	2 656 583
5205240000	Single yarn,of combed fibres 125<measuring<192.31dec,cotton>85	6 452	1 128 836	48 515	6 191 209
5205260000	Single yarn,of combed fibres 106.38<measuring<125dec,cotton>85	612	152 952	2 264	946 250
5205270000	Single yarn,of combed fibres 83.33<measuring<106.38 dec,cotton>	0	20 543	0	181 205
5205280000	Single yarn,of combed fibres measuring <83.33 decitex (>120metric	0	37 861	0	94 450
5205310000	Cable yarn,of uncombed fibres per single yarn 14.29dec/more,cott	0	129 560	0	390 692
5205320000	Cable yarn,of uncombed fibres per single yarn 232.56<measur<714,	6 068	226 994	79 265	1 726 941
5205330000	Cable yarn,of uncombed fibre per single yarn 192.31<measuring<23	386	530	11 684	16 971
5205340000	Cable yarn,of uncombed fibre per single yarn 125<measuring<192,3	0	431	0	4 556
5205410000	Cable yarn,of combed per single yarn 714.29 decitex/more(<14met	0	58 391	0	339 089
5205420000	Cable yarn,of combed per single yarn 232.56<measuring<714.29de	42 619	640 360	131 794	2 190 692
5205430000	Cable yarn,of combed per single yarn 192.31<measuring<232.56de	0	11 142	0	101 414
5205440000	Cable yarn,of combed per single yarn 125<measuring<192.31dec,c	11 879	213 509	160 567	2 139 295
5205460000	Cable yarn,of combed per single yarn 106.38<measuring<125dec,c	0	21	0	340
5205470000	Cable yarn,of combed per single yarn 83.33<measuring<106.38dec	0	7 813	0	115 800
5205480000	Cable yarn,of combed per single yarn <83,33decitex(>120metric),c	145	37 227	5 430	510 359
5206110000	Single yarn of uncombed fibres, 714,29 or more (<14 metric),cott	1 611	67 648	16 254	635 255
5206120000	Single yarn of uncombed fibres, 232<measuring<714.29dec,cotton	0	794 986	0	2 970 356
5206130000	Single yarn of uncombed fibres, 192.31<measuring<232.56dec,cott	0	504	0	3 139
5206140000	Single yarn of uncombed fibres, 125<measuring<192.31dec,cotton	0	960	0	13 755
5206210000	Single yarn, of combed fibres, measure>714.29(not>14 metric),cott	0	14	0	751
5206220000	Single yarn, of combed fibres, 232.56<measure<714.29 dec,cotton	0	4 694	0	22 518
5206230000	Single yarn, of combed fibres, 192.31<measuring<232.56dec,cott	0	76 393	0	381 399
5206240000	Single yarn, of combed fibres 125<mesuring<192.31 dec	0	38 855	0	238 956
5206320000	Cabled yarn,of uncombed persingle yarn 232.56<measuring<714.29	2 887	51 311	26 226	842 340
5206330000	Cabled yarn,of uncombed persingle yarn 192.31<measuring<232,5	0	25 252	0	180 907
5206340000	Cabled yarn,of uncombed persingle yarn 125<measuring<192,31de	0	7 734	0	53 551
5206350000	Cabled yarn,of uncombed measuring per single yarn<125(>= 80 me	0	231	0	3 192
5206410000	Cable yarn,of combed fibres measuring per single yarn 714.29 decil	0	4 372	0	35 772
5206420000	Cable yarn,of combed fibres persingle yarn 232.56<measuring<714	7 918	85 426	73 318	761 461
5206440000	Cable yarn,of combed fibres persingle yarn 125<measuring<192,31	5 592	8 334	72 372	100 191
5206450000	Cable yarn,of combed fibres measuring per single yarn<125decitex	0	45 456	0	690 295
5207100000	Cotton yarn(oth than sewing thread) put cont 85%/more by weight	1 495	97 247	42 076	824 638
5207900000	Cotton yarn sewing thread put up cont 85%/more by weight of cott	718	72 468	10 823	462 228
5208110000	Unbleached plain weave, weight >=85% of cotton, weighing <= 100	94 789	1 341 226	806 580	14 062 959
5208120000	Unbleached plain weave >=85% of cotton, weighing > 100 g/m	31 247	1 236 027	292 354	10 045 417
5208130000	Unbleached 3-thread/4-thread twill, incl. cross twill >=85% of cotto	3 134	132 620	31 691	1 164 995
5208190000	Other unbleached fabrics>=85% of cotton weighing <= 200 g/m	282 443	4 502 681	3 908 683	59 333 754
5208210000	Absorbent fabric bleached for surgical use, cotton >=85%, weighing	62 562	1 218 837	461 769	9 712 032
5208220000	Bleached plain weave, weighing > 100 g/m	38 395	1 103 226	450 741	10 557 927
5208230000	Bleached 3-thread/4-thread twill, inc cross twill >=85% of cotton	911	283 052	13 143	2 832 552
5208290000	Other bleached fabrics >85% of cotton weighing <= 200 g/m	127 804	5 191 610	1 703 594	48 298 825
5208310010	Plain weave dyed; voile/chemi voile weighing < 100 g/m	84	27 434	1 864	615 928
5208310020	Cambrics dyed weighing < 100 m/g weighing < 100 g/m	0	578	0	8 727
5208310030	Other garments matter weighing < 100 m/g	6 467	175 474	88 473	3 159 412
5208310090	Other dyed fabrics weighing < 100 m/g	45 892	952 640	523 329	11 154 371

**I.3. IMPOR MENURUT KOMODITI / IMPORT BY HS COMMODITY**  
**\*\*\* AGUSTUS/AUGUST 2011 \*\*\***

HS	Uraian Komoditi Commodity Description	Berat Bersih / Net Weight (Kg)		Nilai / Value C.I.F (US\$)	
		Bulan ini Current Month	Kumulatif Cum.Jan. to date	Bulan ini Current Month	Kumulatif Cum.Jan. to date
5208320000	Plain weave dyed, weighing > 100 g/m	466 731	4 743 636	6 648 233	66 015 492
5208330000	3-thread/4-thread twill dyed, including twill	7 357	171 836	129 929	2 546 785
5208390000	Other dyed fabrics >85% weighing < 200 m	104 925	1 289 871	1 276 305	15 681 642
5208410010	String fabrics plain weave of different color, weight <= 100 m/g	2	662	12	9 907
5208410090	Other plain weave of different color, weight <= 100 m/g	17 598	330 460	150 868	3 990 918
5208420010	String fabrics of different color weighing > 100 g/m	55	62 072	186	950 189
5208420090	Plain weave other than string fabrics of color, weighing > 100 g/m	504 023	6 216 280	8 601 613	101 697 231
5208430000	3-thread/4-thread twill, including cross weighing > 100 g/m	73 286	1 010 135	785 074	11 157 012
5208490000	Other fabrics of different color	33 405	207 699	330 541	2 080 455
5208510000	Plain weave printed of different color, <= 100 m/g	2 170	193 023	23 025	2 017 085
5208520000	Plain weave printed of different color, > 100 m/g	22 040	258 278	279 086	3 767 408
5208590000	Other fabrics printed of different color	66 111	402 412	421 609	3 007 415
5209110000	Plain weave unbleached cont.>=85% of cotton, weight >200 g/m	174 062	1 699 489	1 843 355	18 957 436
5209120000	3-thread/4-thread twill unbleached, cont.85% of cotton, weight > g	0	76	0	1 178
5209190000	Other fabrics unbleached con.85% of cotton, weight > 200 g/m	381 583	4 499 721	8 790 426	53 435 158
5209210000	Plain weave unbleached, cont.85% of cotton, weight > 200 g/m	2 851	18 930	25 810	117 416
5209220000	3-thread/4-thread twill, including twill, cont.85% of cotton, weight:	75	3 293	944	11 647
5209290000	Other fabrics unbleached. cont.85% of cotton, weight>200 g/m	79 217	922 130	774 941	9 101 553
5209310000	Plain weave dyed, cont.85% of cotton, weight > 200 g/m	239 638	2 642 787	2 496 415	27 516 567
5209320000	3-thread/4-thread twill, incl. twill cont.85% of cotton, weight>200g	145 568	1 591 017	1 334 757	14 595 248
5209390000	Other fabrics dyed, cont.85% of cotton weight > 200 g/m	312 263	3 678 847	2 947 396	36 759 611
5209410000	Plain weave of yarns of diff color, cont 85% of cotton, wght>200 g/l	0	97 637	0	939 560
5209420000	Denim of yarns diff color, 85% of cotton, weight > 200 g/m	165 199	3 386 020	1 017 023	20 368 146
5209430000	Oth fabrics of 3-thread /4-thread cont 85% of cotton, wght>200 g/r	0	114 862	0	689 550
5209490000	Other fabrics of yarns diff colors cont 85% of cotton, wght>200 g/r	63 979	2 836 130	719 949	29 154 490
5209510000	Printed plain weave, cont.85% of cotton weight > 200 g/m	0	12 682	0	106 913
5209520000	3-thread/4-thread twill, incl. twill cont 85% of cotton, wght>200 g/l	14	57 993	267	770 663
5209590000	Other printed fabric cont.85% of cotton weight > 200 g/m	3 878	235 596	49 460	2 514 013
5210110000	Unbleached plain weave, cont. <85% of cotton, mixed with m-m-f v	1 025 105	6 656 392	8 608 616	63 273 975
5210190000	Oth unbleached fabrics, cont.<85% mixed with m-m-f weight<=200	413 117	3 009 791	4 325 179	30 835 099
5210210000	Bleached plain weave cont.<85% of cotton, mixed with m-m-f weig	13 963	299 995	196 061	3 219 915
5210290000	Oth bleached fabrics, cont.<85% of cotton, mixed with m-m-f weig	3 683	133 215	181 961	2 468 500
5210310000	Dyed plain weave cont. <85% of cotton, mixed with mmf weight<=2	81 684	1 390 436	1 623 712	22 244 621
5210320000	3-thrd/4-thrd twill, incl.twill<85% of cotton, mix w/m-m-f weight<=	128 673	417 730	1 187 672	4 407 354
5210390000	Other dyed fabrics cont. <85% of cotton, mixed with m-m-f weight-	17 016	337 084	303 825	5 795 785
5210410010	String fabrics of yarns of diff color <85%of cotton, with mmf weig	100	1 958	717	31 871
5210410090	Plain weave other than string fabrics <85%of cotton, with mmf wei	21 137	341 043	302 606	5 263 269
5210490000	Oth fabrics of diff color cont.<85% of cotton, mixed with mmf weig	0	48 943	0	638 601
5210510000	Printed plain weave cont.<85% of cotton,mixed with mmf weight<=	0	1 597	0	23 627
5210590000	Other printed fabrics cont.85% of cotton, mixed with mmf weight<	29 237	577 655	276 079	5 400 917
5211110000	Unbleached plain weave, cont. <85% of cotton, mixed with m-m-f v	16 911	91 863	92 203	857 692
5211190000	Oth unbleached fabrics, cont.<85% mixed with m-m-f weight>200g	270 238	2 420 380	2 450 025	29 459 243
5211200000	Bleached plain weave cont.<85% of cotton, mixed with m-m-f weig	348	60 627	5 531	1 561 106
5211310000	Dyed plain weave cont. <85% of cotton, mixed with m-m-f weight>	22 272	730 767	207 496	6 316 824
5211320000	3-thrd/4-thrd twill, incl.twill<85% of cotton, mix w/m-m-f weight>2	27 419	226 331	203 655	1 775 291
5211390000	Other dyed fabrics cont. <85% of cotton, mixed with m-m-f weight:	162 151	2 694 207	1 314 971	18 044 406
5211410010	String fbrcs of yarn of diff color<85% of cotton, mixed with mmf we	565	10 669	13 126	197 811
5211410090	Yarns of diff clour oth than string fab <85% of cotton, mxd w/mmf>	132	147 383	1 454	535 796
5211420000	Denim of yarns diff color, 85% of cotton, mixed with mmf weight>2	104 682	1 617 640	244 439	3 744 468
5211430000	Oth fabrics of 3-thread/4-thrd<85%of cotton, mixed with mmf weig	0	71 723	0	328 823
5211490000	Oth fabrics of diff color cont.<85% of cotton, mixed with mmf weig	524	22 299	14 877	273 933
5211510000	Printed plain weave cont.<85% of cotton, mixed with mmf weight>	0	124 921	0	23 040
5211520000	3-thre/4-thread twill,incl.twill<85% of cotton, mixed with mmf weig	67 932	365 882	1 374 308	7 195 236
5211590000	Oth printed fabrics cont.<85% of cotton, mixed with mmf weight>:	54 592	813 099	824 384	7 784 748
5212110000	Unbleached woven fabrics of cotton weight <=200 g/m	1 076	49 299	8 538	446 938
5212120000	Bleached woven fabrics of cotton weight <=200 g/m	190	63 650	2 431	279 536
5212130000	Dyed woven fabrics of cotton weight <=200 g/m	18 257	319 234	206 443	3 566 001
5212140000	Woven fabrics of cotton of yarns of different color weight <=200 g/	164 051	1 417 576	1 377 060	12 417 814
5212150000	Printed woven fabrics of cotton weight <=200 g/m	9 653	70 115	74 562	376 135
5212210000	Unbleached woven fabrics of cotton weight > 200 g/m	244 490	4 201 157	2 059 422	44 060 348
5212220000	Bleached woven fabrics of cotton weight > 200 g/m	0	944	0	11 352
5212230000	Dyed woven fabrics of cotton weight > 200 g/m	15	2 647	48	42 154
5212240000	Woven fabrics of cotton of yarns of different color weight > 200 g/r	0	3 531	0	24 189
5212250000	Printed woven fabrics of cotton weight > 200 g/m	10	2 628	37	20 534
5301100000	Flax, raw/retted -flax, raw/retted	0	18 312	0	88 655
5301290000	Other flax, raw/processed but not spun; falx waste	0	10 000	0	12 012
5302900000	Other hemp raw and processed but not spun	0	1 082	0	13 612
5303100000	Jute & oth textile bast fibres, raw/ retted	98 545	1 203 011	155 698	1 828 773
5303900000	Jute & oth textile bast fibres, processed but not spun	0	25 559	0	99 678
5305000011	Raw coir coconut fibres	0	96 168	0	46 564
5305000019	Coir coconut fibres processed	0	110	0	1 014
5305000021	Raw abaca fibres	0	61 897	0	92 182
5305000090	Oth than coconut, abaca, ramie textile fibres	188 000	1 066 992	190 962	1 000 035
5306100000	Single flax yarn	6 884	27 172	47 799	186 532
5306200000	Multiple (folded)/cabled flax yarn	6 791	6 867	77 065	78 797

**I.3. IMPOR MENURUT KOMODITI / IMPORT BY HS COMMODITY**  
**\*\*\* AGUSTUS/AUGUST 2011 \*\*\***

HS	Uraian Komoditi Commodity Description	Berat Bersih / Net Weight (Kg)		Nilai / Value C.I.F (US\$)	
		Bulan ini Current Month	Kumulatif Cum.Jan. to date	Bulan ini Current Month	Kumulatif Cum.Jan. to date
5307100000	Single yarn of jute/of oth textile bast fibres of heading 53.03.	15 000	43 833	11 970	44 550
5307200000	Multiple (folded)/cabled of jute/ oth fibres bast fibres of heading 53.	1 012 351	9 817 069	1 313 221	13 068 912
5308200000	True hemp yarn of other textile basf fibres of head 5303	8	8	197	197
5308901000	Paper yarn	7 676	22 310	20 418	68 761
5308909000	Other paper yarn	51 378	350 650	65 757	605 828
5309110000	Unbleached/bleached woven fabrics of flax cont.>=85% of weight c	3	11 447	27	168 970
5309190000	Other woven fabrics of flax cont.>=85% of weight of flax	11 774	186 526	171 124	3 058 196
5309210000	Unbleached/bleached woven fabrics of flax cont.<85% of weight of	0	8 315	0	107 529
5309290000	Other woven fabrics of flax cont.<85% of weight of flax	2 743	101 028	36 867	2 214 494
5310100010	Unbleached plain woven fabrics of other textile bast fibres of head	89 910	314 863	78 800	500 466
5310100090	Bleached plain woven fabrics of other textile bast fibres of head 53	31	114	331	2 170
5310900000	Other woven fabrics of jute/of oth bast fibres of heading 53.03.	0	23	0	478
5311000000	Woven fabrics of oth vegetable textile fibres; woven fabrics of pap	31	112 971	96	1 463 657
5401100000	Sewing thread of man-made flmnt of synthetic filaments	253 115	2 658 195	1 603 888	18 995 236
5401200000	Sewing thread of artificial flmnt for retail sale	7 550	144 404	94 218	1 077 713
5402110000	High tenacity yarn of nylon/others polyamide of aramids	8 806	96 301	161 572	1 861 088
5402190000	High tenacity yarn of nylon/others polyamide of oth aramids	299 210	3 938 444	1 943 317	21 552 662
5402200000	High tenacity yarn of polyesters	497 470	6 389 185	1 626 225	20 860 475
5402310000	Textured yarn of nylon/oth polyamides measuring single yarn <= 5f	228 811	1 917 785	1 728 424	14 021 042
5402320000	Textured yarn of nylon/other poly- amides, measuring single yarn <	20 445	384 919	109 882	1 630 894
5402330000	Textured yarn of polyesters	1 060 428	10 396 018	2 962 195	30 810 774
5402340000	Textured yarn of polypropylene synthetic filament	93 497	1 361 563	218 486	3 651 745
5402390000	Other texture synthetic filament yarn	378 988	3 997 576	963 270	9 649 669
5402440000	Oth yarn, single, of elastomeric <=50 turns/m	260 158	2 501 021	1 604 106	20 084 954
5402450000	Oth yarn, single, oth, of nylon or oth polyamides, <=50 turns/m	113 974	1 910 206	521 139	9 506 501
5402460000	Oth yarn, single, oth, of polyesters, partially oriented, <=50 turns/m	302 259	5 500 350	623 222	12 286 895
5402470000	Oth yarn, single, of oth polyesters for mdical/srgical use, <=50 turn:	667 782	6 417 994	2 242 393	19 549 930
5402480000	Oth yarn, single, oth, of polypropylene, <=50 turns/m	77 939	2 021 365	177 940	3 701 596
5402490000	Oth yarn, single, oth thn, of elast, nylon, polyeste, polypropylene, <=	259 606	2 562 423	1 781 864	14 287 373
5402510000	Oth yarn, single, twist, of nylon/ oth polyamides, > 50 turns/m	779	61 130	21 804	801 955
5402520000	Oth yarn, single, twist, of polyester > 50 turns/mtr	11 106	408 050	31 183	1 034 368
5402590000	Oth yarn, single, twist, oth th of nylon or oth plyamide&polyester, >=5f	0	116 461	0	319 550
5402610000	Oth yarn of nylon/oth polyamides, multiple/cable	31 994	338 704	172 771	1 563 831
5402620000	Other yarn of polyester, multiple/cable	6 387	876 686	21 072	3 376 536
5402690000	Oth yarn, multiple/cable, oth thn of nylon/oth polyamides&polyeste	48 412	611 672	153 002	1 603 702
5403100000	High tenacity yarn of viscose rayon	10 045	100 591	76 310	759 732
5403310000	Other single yarn of viscose rayon, un twisted/with a twist <120 tur	136 121	1 661 104	487 360	5 645 410
5403320000	Other single yarn of viscose rayon, with twist exceeding 120 turns/i	0	1 608	0	82 898
5403330000	Other single yarn of cellulose acetate	0	13 727	0	44 381
5403390000	Other single yarn	17 009	130 272	98 138	939 781
5403410000	Other multiple (folded)/cable yarn of yarn of viscose rayon	14 582	280 738	54 449	971 951
5403420000	Other multiple (folded)/cable yarn of cellulose acetate	21 004	124 233	110 334	648 816
5403490000	Other artificial filament yarn	3 536	110 182	30 615	580 617
5404110000	Synth.monfilament of elastomeric >=67dctx,dim.<=1mm, width<=5	32 295	730 325	112 507	3 465 697
5404120000	Synth.monfilmnt oth, of plypropylne >=67dctx,dim.<=1mm, width<	24 505	267 760	47 206	693 865
5404190000	Synth.mnfilmnt oth thn elast&plyprpln >=67dctx,dim.<=1mm, widthf	106 574	822 754	796 353	5 274 089
5404900000	Synthetics other than filaments exceeds 1 mm, width <= 5 mm	111 202	1 618 027	153 841	2 894 245
5406000000	Man-made flmnt yarn(oth thn sewing thread), put up for retail sal	22 038	78 875	108 905	331 577
5407101100	Unbleached tyre woven fabrics & conveyor duck	3 489	45 691	6 717	140 867
5407101900	Other unbleached other than tyre woven fabrics & conveyor duck	13 162	253 102	167 952	2 879 851
5407109900	Other woven fabrics of synthetics flmnt obtained materials of head	59 499	783 200	508 704	7 231 238
5407200000	Woven fabric, bleached/no, obtained from strip/the like	77 881	549 881	197 602	1 629 135
5407300000	Fabrics specified in note 9 to section	3 518	31 933	135 346	744 140
5407411000	Woven nylon mesh fabric of untwisted weight >=85% of flmnt of ny	25 458	174 657	77 401	901 944
5407419000	Woven fabrics obtained from high tencity materials of heading 54.04	500 951	3 950 937	3 021 885	26 810 728
5407420000	Dyed woven fabrics weight>=85% of filament of nylon/polyamides	313 667	3 087 522	4 228 265	43 698 462
5407430000	Woven fabrics of yarn of diff colors weight >=85% of flmnt of nylon/	21	1 224	189	17 486
5407440000	Printed woven fabrics weight>=85% of flmnt of nylon/polyamds	534	7 330	16 278	120 733
5407510000	Woven fabrics, bleachd/no, con.>=85% of txturd polyester flmnt	402 175	4 745 264	2 536 726	33 778 228
5407520000	Dyed woven fabrics cont.>=85% of weight of textured polyester flm	833 842	12 547 853	8 116 612	115 161 388
5407530000	Oth woven fabrics of yarn of diff color weight>=85% of tctrd polye	2 939	394 840	13 334	2 137 848
5407540000	Printed woven fabrics cont.>=85%, weight>=85% of tctrd polyeste	96 573	1 105 766	424 416	6 334 528
5407610000	Oth woven fabrics, cont >=85% of by weight of non textured polyes	1 958 811	18 549 110	11 816 467	127 964 295
5407690000	Oth bleached/unbleached woven fabrics cont.>=85% of polyester p	1 228 765	12 363 719	18 616 262	135 335 894
5407710000	Oth woven fabric,bleachd/no, con.>=85% of txturd polyester flmnt	95 773	566 994	638 252	3 812 170
5407720000	Dyed woven fabrics cont.>=85% of weight of synthetics filament	31 527	603 616	531 314	5 856 437
5407730000	Oth woven fabrics of yarn of diff color >=85% weight of synthetic fi	3 927	8 599	22 097	47 418
5407740000	Printed woven fabrics cont.>=85%, weight of synthetics filament	211	206 080	5 575	395 136
5407810000	Woven fabrics,bleachd/no,cont. <85% weight of synth flmnt with c	9 498	320 808	129 981	3 485 437
5407820000	Dyed woven fabrics cont.<85% of weight of synth flmnt with cottor	48 331	664 012	201 795	4 530 570
5407830000	Oth woven fabrics of yarn of diff color weight<85% of synth flmnt v	28 115	447 281	91 303	3 976 779
5407840000	Printed woven fabrics cont.<85%, weight of synth flmnt with cottor	5 425	73 149	96 862	931 867
5407910000	Woven fabric,bleachd/no,obtained other than synthetics/cotton fila	17 671	229 256	177 076	1 875 543
5407920000	Dyed woven fabrics obtained other than synthetics/cotton filamen	11 411	277 466	141 800	3 023 360
5407930000	Oth woven fabrics of yarn of diff color other than synthetics/cottor	65	156 233	3 734	390 212

**I.3. IMPOR MENURUT KOMODITI / IMPORT BY HS COMMODITY**  
**\*\*\* AGUSTUS/AUGUST 2011 \*\*\***

HS	Uraian Komoditi Commodity Description	Berat Bersih / Net Weight (Kg)		Nilai / Value C.I.F (US\$)	
		Bulan ini Current Month	Kumulatif Cum.Jan. to date	Bulan ini Current Month	Kumulatif Cum.Jan. to date
5407940000	Printed wiven fabrics obtained other than synthetics/cotton filame	1 864	136 904	16 574	1 312 837
5408101000	Unbleached woven fabrics obtained from high yarn of viscose rayoi	23 776	92 428	57 141	719 495
5408109000	Bleached woven fabrics obtained from high yarn of viscose rayon	105 768	1 130 154	680 182	9 495 265
5408210000	Woven fabrics, bleachd/no,cont. >=85%wght of artifical flmnts/stri	3 045	173 445	35 673	1 984 528
5408220000	Dyed woven fabrics cont.>=85% weight of artificial flmnts/strip	16 948	197 773	173 707	2 473 723
5408230000	Oth woven fabrics of yarn of diff color >=85%wght of artifcl flmnt/s	2 869	47 374	43 943	525 259
5408240000	Printed woven fabrics cont.>=85% weight of artificial flmnts/strip o	475	212 886	3 035	2 095 081
5408310000	Woven fabrics,bleachd/no, obtaind of oth artificial flmnt/strip	0	1	0	2
5408320000	Dyed woven fabrics obtained of other artificial flmnt/strip of the lik	10 330	150 839	148 601	1 487 009
5408330000	Oth woven fabrics of yarn of diff color obtnd of oth artifcl flmnt/str	0	461	0	11 351
5408340000	Printed woven fabrics obtained of other artificial flmnt/strip of the	1	875	10	12 570
5501100000	Synthetic filament tow of nylon/ other polyamides	23 197	257 922	208 758	1 427 500
5501200000	Synthetic filament tow of polymers	12 100	482 007	99 692	3 027 203
5501300000	Synthetic filament tow of acrylic/ modacrylic	2 856 669	27 769 768	8 805 562	93 832 932
5501400000	Synth. filament tow of polypropylene	387	5 217	731	9 162
5501900000	Other synthetic filament tow	13 217	351 895	140 854	2 116 609
5502000000	Artificial filament tow. artificial filament tow.	2 402 696	18 369 638	12 425 061	95 075 723
5503110000	Synthetic staple fibres of nylon/othr polyamides of aramids	2 408	100 248	65 064	1 495 093
5503190000	Synthetic staple fibres of nylon/othr polyamides oth thn aramids	8 106	636 051	51 078	1 205 356
5503200000	Synthetic staple fibres of polyesters	5 051 322	83 287 661	9 589 290	167 628 441
5503300000	Synthetic staple fibres of acrylic/ modacrylic	2 064 161	18 342 720	6 654 612	60 428 799
5503400000	Synthetic staple fibres of poplypropylene	353 777	3 275 153	835 521	7 169 719
5503900010	Other synthetic staple fibres of poli vinil alcohol	19 764	258 977	74 469	860 229
5503900090	Other synthetic staple fibres of other than polivinil alcohol	208 011	1 404 074	848 142	5 243 855
5504100000	Artifcl staple fibres of viscose rayon, carded/othwise proccsed for s	3 050 028	17 221 707	8 071 579	57 898 433
5504900000	Artifcl staple fibres of viscose rayon ntr crded/othwise procs for spin	147 862	953 807	528 514	3 490 063
5505100000	Waste of man-made fibres of synthetic fibres	79 300	1 561 426	78 122	1 432 794
5506100000	Synth staple fibres of nylon/oth poly amides crded,comb othwse pr	10 165	134 181	59 947	1 052 250
5506200000	Synth staple fibres of polyester crded, combed othwse proces for s	496 730	1 886 781	1 297 875	5 119 960
5506300000	Synth staple fibres of arcylic/moda- crylic combed othwse proces fc	25 000	275 852	103 475	1 063 821
5506900000	Oth synth staple fibres, carded, comb othwise processed for spinni	10 539	91 325	27 128	341 068
5507000000	Artificial staple fibres, carded, comb othwise processed for spinnir	0	14	0	330
5508100000	Sewing thread of man-made staple fibre of synthetic staple fibres fi	261 358	4 037 939	1 008 690	17 810 864
5508200000	Sewing thread of man-made staple fibre of artifcial staple fibres for	4 184	146 350	25 801	576 449
5509110000	Single yarn cont >=85% by weight of staple fibres of nylon/oth poly	1 211	49 283	8 215	499 921
5509120000	Multiple/cabled yarn cont>=85% by wght of staple fibre of nylon/ot	3 432	42 669	32 894	488 980
5509210000	Single yarn cont >=85% by weight of polyester staple fibres	62 824	2 746 721	227 099	7 147 416
5509220000	Multiple (folded)/cabled yarn cont. >=85% of polyester staple fibre:	85 586	812 023	422 824	3 741 065
5509310000	Single yarn cont >=85% by weight of acrylic/modacrylic staple fibre	2 350	143 689	15 548	991 556
5509320000	Multiple/cabled yarn cont>=85% by weight of acrylic/modacrylic st.	241	7 825	2 264	181 818
5509410000	Single yarn cont >=85% by weight of synthetic staple fibres	0	14 526	0	266 106
5509420000	Multiple (folded)/cabled yarn cont. >=85% of synthetic staple fibres:	2 134	205 709	43 254	1 406 587
5509510000	Oth yarn of polyester staple fibres mixed mainly with artificial stapl	18	388 102	10	1 677 893
5509520000	Oth yarn of polyester staple fibres mixed wool/animal hair	0	2 320	0	27 219
5509530000	Oth yarn of polyester staple fibres with cotton	21 480	1 624 927	32 601	5 736 380
5509590000	Oth yarn of polyester staple fibres oth than mixed mainly	152	79 531	1 553	349 268
5509610000	Oth yarn of acrylic/modacrylic staple fbr mixed with wool/animal h	0	108 793	0	870 523
5509620000	Oth yarn of acrylic/modacrylic staple fibre mixed with cotton	1 599	9 094	19 367	101 510
5509690000	Oth yarn of acrylic/modacrylic staple fibre oth thn cotton&animal f	16 401	84 422	27 477	538 979
5509910000	Other yarn mixed mainly ot solely with wool/animal fine hair	0	156	0	2 156
5509990000	Other yarn of synthetic staple fibres oth thn mix with animal hair&c	100	70 310	1 404	266 660
5510110000	Single yarn cont >=85% by weight of artificial staple fibres	121	791 339	518	3 479 722
5510120000	Multiple/cabled yarn cont.>=85% by weight/artificial staple fibres	5 920	28 072	46 032	136 203
5510200000	Oth yarn, mixed mainly/solely with cont>=85% of weight of artifical	0	1 446	0	12 127
5510300000	Other yarn, mixed mainly/solely cont>=85% of weight of cotton	45 109	131 288	278 018	1 540 831
5510900000	Other yarn of artificial staple fibres cont>=85% of weight of cotton	7 827	76 713	82 369	822 775
5511100000	Yarn of synthetic staple fibres, cont. >=85% weight of such fibres	212 201	1 683 456	740 908	8 050 381
5511200000	Yarn of synthetic staple fibres, cont. <85% weight of such fibres	0	3 830	0	74 380
5511300000	Yarn of artificial staple fibres put up for retail sale	1 862	17 439	25 355	264 271
5512110000	Woven fabrics of synthetic staple fibre cont>=85% weight of polyes	49 710	431 914	357 663	3 722 239
5512190000	Woven fabrcs of synth staple fbr cont >=85% wght,oth than polyesi	126 801	1 854 671	1 111 755	17 975 379
5512210000	Woven fabrics of synthetic staple fibre cont>=85% weight of acrylic	1 050	51 298	21 967	425 579
5512290000	Woven fabrcs of synth staple fbr cont >=85% wght of oth thn acryli	48 847	774 751	614 148	9 197 747
5512910000	Oth woven fabrics of synth stple fibre cont>=85% weight of acrylic/	708	7 962	11 650	131 835
5512990000	Oth woven fabrics cont>=85% of wght of acrylic/modacrylic staple i	10 073	231 817	138 286	3 589 105
5513110000	Woven fbrcs of polyester staple fibres plain weave <=85% mix w/cc	68 793	907 555	677 778	7 460 888
5513120000	3-thread /4-thread twill, incl twill polyester staple fibres <=85% w/c	30 009	455 757	354 573	5 620 486
5513130000	Oth woven fbrcs of polyester stple fbr <=85% mixed wght <170 g/m	285 817	2 446 552	2 449 217	20 053 930
5513190000	Oth woven fabrics <85% mixed cotton weight <170 g/m of cotton	21 912	556 276	184 828	3 269 807
5513210000	Dyed woven fabrics of polyester staple fibres, plain weave <85% of	125 436	1 983 753	1 195 469	19 681 427
5513230000	Oth dyed woven fabrics of polyester staple fibres <85%, cotton<17	27 121	213 269	52 514	1 038 824
5513290000	Oth woven fabrics <85% such fibres, mixed cotton <170 g/m	70 490	884 421	680 986	9 160 352
5513310000	Oth woven fabrics of yarn of diff color of polyester stpe fbrs,plain weave<	33 939	219 000	194 031	1 650 207
5513390000	Oth woven fabrics<85% of such fibres weight <170 g/m of cotton	4 296	91 254	55 745	516 300
5513410000	Printed polyester staple fibres, plain weave <85% of fbr, cotton<17	328 942	5 493 923	530 159	9 657 484

**I.3. IMPOR MENURUT KOMODITI / IMPORT BY HS COMMODITY**  
**\*\*\* AGUSTUS/AUGUST 2011 \*\*\***

HS	Uraian Komoditi Commodity Description	Berat Bersih / Net Weight (Kg)		Nilai / Value C.I.F (US\$)	
		Bulan ini Current Month	Kumulatif Cum.Jan. to date	Bulan ini Current Month	Kumulatif Cum.Jan. to date
5513490000	Other woven fabrics<85% of fibres weight <170 g/m of cotton	10 791	74 304	69 869	701 930
5514110000	Woven fbrcs of polyester staple fibres plain weave <=85%,cotton >	226 124	872 096	1 176 977	4 840 179
5514120000	3-thread/4-thread twill, incl twill of polyester stpl fbrs<85%, cotton	0	15 954	0	179 075
5514190000	Other woven fabrics<85% of fibres mixed weight >170g/m of cotto	585 288	2 565 306	4 241 382	22 670 911
5514210000	Dyed polyester staple fbrs, plain weave staple fbrs<85%, cotton >1	331	10 712	2 569	89 385
5514220000	3-thread/4-thread twill, including 3-thread/4-thread twill, dyed	30 429	266 025	377 870	2 680 376
5514230000	Oth dyed woven fabrics of polyester staple fibre<85%, cotton >170	27	48 164	264	305 950
5514290000	Other woven fabrics<85% of fibres mixed weight >170g/m of cotto	6 018	302 593	62 946	2 623 551
5514300000	Woven fabrics of synth stple fibre <85%, cotton >170 g/m, diff colo	2 261	112 906	6 453	619 766
5514410000	Printed polyester staple fibres, plain weave <85% of fbr, cotton >17	15	51 427	223	379 841
5514420000	Prnt 3-thread/4-thread twill,incl twl polyester stple fbr<85%, cotto	107 649	844 400	942 600	8 653 587
5514430000	Oth printd woven fabrics of polyester stpl fbr <85%, cotton >170 g/	0	7 468	0	44 609
5514490000	Other printed woven fabrics<85% such fibres, weight >170 g/m of c	14 616	178 311	196 922	1 631 504
5515110000	Oth wvn fbrcs of synth stple fbrs of polyester stpl fbr mixed w/visc	291 110	3 361 007	2 651 045	31 476 620
5515120000	Oth wvn fbrcs of synth stple fbrs of polyester stpl fbr mixed w/m-r	22 787	261 207	65 624	1 308 973
5515130000	Oth wvn fbrcs of synth stple fbrs of polyster stpl fbr mix w/wool/a	9 675	103 144	163 362	1 800 687
5515190000	Other woven fabrics of synth stple fbr of other polyester staple fibr	139 227	1 563 948	1 178 284	14 113 387
5515210000	Oth wvn fbrcs of acrylic/modacrylic mixed/solely with man-made fi	0	10 535	0	149 803
5515220000	Oth wvn fbrcs of acrylic/modacrylic mixed/solely w/wool/fine anml	0	32 418	0	608 290
5515290000	Oth wvn fbrcs of acrylic/modacrylic mix w/other than man-made fil	258	7 646	3 503	79 865
5515910000	Oth woven fabrics mixed mainly/solely man-made filaments	16	21 844	299	548 703
5515990000	Oth woven fabrics mixed mainly/solely with other than man-made	11 126	69 646	146 664	805 832
5516110000	Unbleached/bleached woven fabrics of artificial staple fibre;weight	298	104 974	5 914	954 908
5516120000	Dyed fbrcs of artificial staple fibre; weight>=85% of artificial staple f	3 874	155 700	60 308	2 401 839
5516130000	Woven fabrics of yarns of diff color weight>=85% of artificial staple	3 380	6 466	15 220	58 022
5516140000	Printed woven fabrics of yarns of diff color; wght>=85% of artificial	18 071	263 226	201 747	3 125 803
5516210000	Un/bleached woven fabrics of artificial staple fibre mix m-m-f;weig	113 699	583 153	697 293	3 146 951
5516220000	Dyed woven fabrics of artificial staple fibre mix m-m-f;weight<85%	65 833	367 044	959 467	4 915 326
5516230000	Woven fabrics of yarn of diff color artificial staple fibre;weight<85%	523	4 131	16 350	90 218
5516240000	Printed woven fabrics of artifcl staple fibre mixed with m-m-f;weig	4	3 109	169	81 091
5516310000	Un/bleached woven fabrics of artificial staple fibre mixed w/wool;v	1 773	4 097	16 572	55 876
5516320000	Dyed woven fabrics of artificial staple fibre mixed with wool;weight	2 803	41 570	32 095	799 947
5516330000	Woven fbrc of yarn of diff color staple fibre mixed with wool;weigh	0	34	0	34
5516340000	Printed woven fabrics of staple fibre mixed with wool;weight<85%	0	17	0	1 019
5516410000	Un/bleached woven fabrics of artificial staple fibre mixed cotton;w	0	1	0	36
5516420000	Dyed woven fabrics of artificial staple fibre mixed with cotton;weig	0	3 947	0	127 312
5516430000	Woven fabrics of yarn of diff colors mixed with cotton;weight<85%	2 991	31 998	39 827	315 706
5516440000	Printed woven fbrcs of artifcl staple fibre mixed with cotton;weigh	0	28 732	0	528 906
5516910000	Other un/bleached woven fabrics of staple fbr mixed w/cotton;wei	961	29 791	6 985	196 249
5516920000	Other dyed woven fabrics of artificial staple fibre mixed cotton;wei	4 767	79 048	43 401	796 808
5516930000	Oth woven fabric of yarn of diff colors staple fibre mixed cotton;we	15	29	5 712	7 130
5516940000	Other printed woven fabrics of artifcl staple fibre mixed cotton;we	30 081	748 164	378 064	8 619 219
5601100000	Sanitary towels & tampons, napkins liners for baby&similar sanitar	24 352	166 661	82 410	417 061
5601210000	Wadding & its articles of man-made fibres	262	9 729	8 163	137 756
5601221000	Wrapped cigarette tow of man-made fibres	4 655	32 086	116 018	320 254
5601229000	Other wrapped cigarette tow of man- made fibres	18 070	201 991	277 885	2 130 927
5601290000	Wrapped cigarette tow of other than man-made fibres	33 938	143 251	41 307	482 823
5601301000	Polyamide fibre flock of wadding material not exceeding 5 length.	9 213	59 935	36 518	294 473
5601309000	Textile flock & dust mill neps other than polyamide fibre flock;<=5 f	12 602	96 033	107 226	595 500
5602100000	Needleloom felt & stitch-bonded fibre covered/laminated.	41 996	407 363	160 409	2 815 865
5602210000	Oth felt of wool/fine animal hair,not impregnated,coated,covered	1 170	3 036	24 119	73 882
5602290000	Oth felt of oth textile materials,not impregnated,coated,covered	1 477	72 827	117 337	991 722
5602900000	Felt, oth thn needleloom&oth felt not impregnated, coated, covere	19 445	244 209	67 757	1 071 417
5603110000	Non woven of man-made filament, not imprgnatd,cvred/lminated;	939 259	7 505 395	3 067 396	24 305 473
5603120000	Non woven of m-m-f, not imprgnated, covred/lminated; 25g/m<we	858 099	9 427 532	3 335 992	30 583 263
5603130000	Non woven of m-m-f, not imprgnated, covred/lminated; 70g/m<we	472 771	5 759 162	1 274 459	15 863 853
5603140000	Non woven of m-m-f, not imprgnated, covered/laminated; weight>	760 228	4 891 463	4 311 166	26 560 925
5603910000	Non woven of other, weight=<25g/m2	263 644	2 659 357	826 970	8 257 503
5603920000	Non woven of other 25g/m2 < weighing =<70g/m2	154 054	2 502 924	680 122	11 073 319
5603930000	Non woven of other 70g/m2 < weighing =<150g/m2	23 937	291 608	315 549	2 721 427
5603940000	Non woven of other, weight=<150g/m2	607 229	3 771 845	2 851 012	22 758 819
5604100000	Rubber thread & cord, textile covered and the like head 5404/5405	25 498	421 470	209 634	3 229 757
5604900000	Oth thn rubber thread&cord, textile covered&the like head 5404/54	19 790	224 651	282 796	3 014 117
5605000000	Metallised yarn, whether/not gimped, metallised yarn, whether/nc	17 872	120 030	158 882	835 129
5606000000	Gimped yarn, strip & the like of headi gimped yarn, & strip & the lik	58 685	737 582	194 056	1 903 248
5607210000	Binder/baler twine of sisal/other textile fibres of genus agave	24 273	61 019	25 398	102 002
5607290000	Othr binder/baler twine of sisal/oth textile fibres of genus agave	81 682	512 501	287 733	2 718 881
5607410000	Binder/baler twine of polyethylene/ polypropylene	669	102 299	4 214	250 731
5607490000	Gimp yarn,oth thn binder/baler twine,of polyethyln/polypropyln	711 088	6 065 748	1 182 197	9 734 162
5607501000	V-belt cord of man-made fibres treated resorcinol formaldehyde>=	16 467	175 711	503 384	3 426 541
5607509000	V-belt cord of othr synth fbrs treated measuring more than 10,000	66 124	319 349	527 249	2 516 481
5607901000	Other gimped yarn, of artificials fibres, like of heading 5404/5405	1 933	37 790	6 753	395 103
5607902000	Other gimped yarn, of abaca/oth hard fibrs,like of headng 5404/54	190	3 303	1 157	43 190
5607909000	Other gimped yarn, oth thn of abaca and artificials fibres	128 130	469 169	524 605	1 843 598
5608110000	Made up fishing net of man-made textile materials	409 261	3 134 226	649 255	4 505 608



**I.3. IMPOR MENURUT KOMODITI / IMPORT BY HS COMMODITY**  
**\*\*\* AGUSTUS/AUGUST 2011 \*\*\***

HS	Uraian Komoditi Commodity Description	Berat Bersih / Net Weight (Kg)		Nilai / Value C.I.F (US\$)	
		Bulan ini Current Month	Kumulatif Cum.Jan. to date	Bulan ini Current Month	Kumulatif Cum.Jan. to date
5608192000	Net bags of man-made textile material	1 848	177 667	12 512	754 680
5608199000	Knotted of twine,oth than man-made textil. matr. fishg net&net bag	7 258	199 853	50 803	512 198
5608900000	Other knotted of twine, cordage/rope made up fishg net and oth	122 543	964 546	194 150	2 512 011
5609000000	Articles of yarn,strip/the like of head 5404/5405,twine, cordage,rop	119 523	1 222 571	764 273	5 895 850
5701100000	Articles of yarn,like of head. 5404/ 5405,of wool/fine animal hair	0	273	0	35 959
5701901000	Articles of yarn,like of head. 5404/ 5405,of cotton, oth text.matr.	10 790	239 726	46 481	3 621 299
5701909000	Articles of yarn,like of head. 5404/ 5405,oth than cotton, oth text.r	0	213 942	0	299 236
5702100000	Kelem,schumacks,karamanie&smlar hand-woven rugs, not tufted/f	0	109 264	0	170 034
5702200000	Floor covering of coconut fibres (coir) not tufted/flocked	0	70 316	0	81 428
5702310000	Floor cov of pile construct of wool/fine animal hair,not made up, not	0	57 163	0	274 847
5702320000	Floor cov of pile construct of man-made text mat, not made up,not	13 270	150 837	118 456	878 697
5702391000	Floor cov of pile construct of cotton not made up, not tufted/flocke	0	11 878	0	54 975
5702399000	Floor cov of pile construct of other textile materials, not made up,n	0	8 409	0	238 714
5702410000	Oth floor cov.of pile construct made up, of wool of fine animal hair	10 977	20 077	10 482	39 100
5702420000	Oth floor cov.of pile construct made up, of man-made textile matr	57 277	1 017 318	284 403	2 110 112
5702499000	Oth floor cov.of pile construct made up, oth thn cotton&jute,oth tex	0	11 586	0	40 484
5702501000	Oth floor cov.not of pile construct, not made up, of cotton	0	4 174	0	11 199
5702509000	Oth floor cov.not of pile construct, not made up,oth thn cotton&jute	0	214 662	0	306 033
5702910000	Oth floor cov.not of pile construct, made up,of wool/fine animal hair	156	173	16 170	17 349
5702920000	Oth floor cov.not of pile construct, made up,of man-made textil matr	67 611	638 895	108 048	976 232
5702991000	Oth flr cov.not of pile cnstrct,made up of cotton,oth textile matr	0	13 568	0	43 030
5702992000	Oth flr cov.not of pile cnstrct,made up of jute fibres,oth textile mat	0	4	0	374
5703100000	Carpet&oth txtl flr cov.,tufted, whthr/ not made up,of wool/fine ar	0	4 935	0	85 416
5703200000	Carpet&oth txtl flr cov.,tufted, whthr/ not made up,of nylon/oth ply,	96 581	1 185 759	369 682	3 889 785
5703300000	Carpet&oth txtl flr cov.,tufted, whthr/ not made up,of oth man-md	405 592	3 094 577	853 467	8 040 247
5703901000	Carpet&oth txtl flr cov.,tufted, whthr/ not made up,of cotton,oth t	8 212	31 042	32 710	196 877
5703909000	Carpet&oth txtl flr cov.,tufted, whthr/ nt md up,not ctn&jute fbr.o	793	21 358	8 139	62 765
5704100000	Tiles, having a surface <=0,3m,felt,no tufted/flocked,made up/not	0	4 630	0	20 473
5704900000	Tiles, having a surface >0,3m,felt,not tufted/flocked,made up/not	414 570	2 332 763	513 373	2 868 363
5705100000	Oth carpet&oth txtl flr cov.,whthr/ not made, of cotton	0	1 236	0	4 664
5705900000	Oth carpet&oth txtl flr cov.,whthr/ not made,oth thn cotton&fibr	219 268	2 791 972	267 885	3 184 056
5801100010	Woven pile&chenille fbrc,of wool/ fine animals hairs,melton cloth(f	9 761	60 625	121 281	723 778
5801100090	Woven pile&chenille fbrc,of wool/ fine anml hairs,oth melton cloth	56 143	172 141	441 461	1 062 375
5801210000	Uncut weft pile fabrics of cotton other than fabrics of head 5802/5	26	30 933	280	436 071
5801220000	Cut corduroy of cotton oth than fabric of head 5802/5806	5 464	313 527	86 606	2 548 070
5801230000	Oth weft pile fabrics of cotton oth thn fabrics of head 5802/5806	3 045	47 987	15 399	275 457
5801240000	Warp pile fabrics, epingleA (uncut) of cotton othr than fabrics of he	0	650	0	3 857
5801250000	Warp pile fabrics of cotton, cut, other than fabrics of head 5802/58	8	3 147	150	74 872
5801260000	Chenille fabrics of cotton other than fabrics of head 5802/5806	0	18	0	1 929
5801310000	Uncut weft pile fbrcs of man-made fbrs other than fabrics of head f	3 304	33 390	42 995	329 292
5801320000	Cut corduroy of man-made fibres other than fabrics of head 5802/f	0	14 007	0	158 752
5801330000	Oth weft pile fabrics of man-made fbrs other than fabrics of head 5	0	12 930	0	145 902
5801340000	Warp pile fbrcs, epingle(uncut) of man- made fbrs othr thn fbrc of	1 472	5 189	14 107	43 037
5801350000	Warp pile fabrics of man-made fbrs,cut, other than fabrics of head	3 002	144 398	31 476	908 492
5801360000	Chenille fabrics of man-made fribres other than fabrics of head 580	40 136	234 948	113 968	775 787
5801901000	Othr carpet & text floor covrng of silk than fabrics of head 5802/58	3	6 103	34	89 313
5801909000	Othr carpet & text floor covrng of oth than silk/fabrics of head 580:	21 974	213 666	230 836	2 983 485
5802110000	Unbleachd terry towelling&smlar woven fabrcs of cotton othr than	8 700	37 424	101 611	362 649
5802190000	Bleachd terry towelling&smlar woven fabrcs of cotton othr than he	11	56 735	115	462 792
5802200000	Terry towelling & imilar ofotr textile mat fbrcs of cotton othr tha	4 382	46 942	48 176	721 650
5802300000	Tufted textile fabrics of cotton other than fabrics of head 5806	0	7 814	0	45 419
5803001000	Gauze, oth thn narrow fbrcs of heading 58.06, of cotton	270	1 336	1 804	8 593
5803009000	Gauze, oth thn narrow fbrcs of heading 58.06, oth thn cotton	3 681	16 207	43 807	154 087
5804101000	Tulles & other net fabrics of silk,not incl woven fabrics of head 600:	1 066	3 674	12 025	116 484
5804102000	Tulles & other net fbrcs of cotton,not incl woven fabrics of head 60	267	12 915	8 899	296 601
5804109000	Tulles&oth net fbrc oth than silk/cotton inc woven fabrics of head t	26 689	233 070	395 169	3 920 189
5804210000	Mechanically made lace of man-made fbrs excl fabrics of head 600:	58 950	456 458	902 932	10 636 187
5804290000	Mechanically made lace of oth textile mat. excl fabrics of head 600:	20 054	284 678	424 730	5 591 915
5804300000	Mechanically hand-made lace excl.fabric of head 6002 to 6004	826	23 163	19 110	462 038
5805001000	Hand-woven tapestries of cotton, whether or not made up	0	8 767	0	149 533
5805009000	Hand-woven tapestries of other than cotton, whether/not made up	259	4 924	1 715	37 831
5806101000	Woven pile fabrics of silk other than goods of head 5807	4 871	31 536	79 562	409 868
5806102000	Woven pile fabrics of cotton other than goods of head 5807	1 360	20 520	18 729	431 389
5806109000	Woven pile fabrics of other than silk/ cotton other than goods of he	5 002	80 133	47 287	835 046
5806200000	Oth woven fabrics;weight>=5% of elasto- meric yarn/thread	118 905	1 339 626	1 653 231	18 469 747
5806311000	Narrow woven fabrics of cotton for mfg of inkd ribbon oth thn gooc	622	17 207	16 186	239 685
5806312000	Backing for electrical insulating paper other than good of head 580	1	44	68	1 016
5806313000	Slide fastener ribbons;width<=12mm other than good of head 580:	5 030	36 135	94 405	725 717
5806314000	Webbings used in covering piping, poles and the like but goods of f	1 377	26 440	12 375	248 851
5806319000	Other woven fabrics excluding goods of head 5807	16 160	287 785	390 386	8 517 744
5806321000	Narrow woven fabrics of man-made fibres for seat belt webb excl g	113 597	782 593	785 670	5 809 879
5806322000	Slide fastener ribbon;width<=12mm of mf for seat belt webb excl g	3 430	20 291	20 226	194 615
5806323000	Webbings used in covering piping, poles, other than good of head f	328	4 755	5 333	92 388
5806329000	Woven fbrcs of oth than cotton/man-made fbr other than goods of	132 518	1 908 615	1 048 428	16 562 594
5806391000	Woven fabrics of silk other than goods of head 5807	7	65	321	962

**I.3. IMPOR MENURUT KOMODITI / IMPORT BY HS COMMODITY**  
**\*\*\* AGUSTUS/AUGUST 2011 \*\*\***

HS	Uraian Komoditi Commodity Description	Berat Bersih / Net Weight (Kg)		Nilai / Value C.I.F (US\$)	
		Bulan ini Current Month	Kumulatif Cum.Jan. to date	Bulan ini Current Month	Kumulatif Cum.Jan. to date
5806399010	Woven fabric for covering, piping, poles, other than goods of head 5	2 959	12 770	22 938	80 705
5806399020	Narrow woven fabrics for mfg of ribbons typewriter, no ink oth than	2 774	119 482	31 601	973 125
5806399030	Narrow fabrics used for slide fastener; width<=12mm	1	1 933	37	17 201
5806399090	Narrow fabrics used for slide fastener; width>12mm	15 128	204 888	240 151	2 918 213
5806400000	Fabrics consist of warp without assbld by means of an adhesive	888	21 438	7 874	227 042
5807100000	Labels, badges, similar mat of woven, in piece, strip, shape/size, not e	201 918	2 711 286	3 475 696	52 148 206
5807900010	Labels, badges, similar mat of non woven fbr in piece, strip, shape/si	11 536	109 770	91 409	1 852 871
5807900090	Labels, badges, similar mat of oth woven fbr in piece, strip, shape/siz	39 613	457 441	719 950	9 896 588
5808101000	Braid in the piece combined with rubber threads, without embroid	95	11 148	1 258	109 987
5808109000	Braids not in the piece combined with threads, without embroidery	3 424	30 027	118 921	1 038 338
5808901000	Oth braids combined with rubber threads without embroidery, not	36 714	602 443	477 479	6 572 367
5808909000	Oth braid combined with oth than rubber threads, without embroi	2 467	70 912	41 274	544 674
5809000000	Woven fabrics of metal thread & woven fabrics of metallised yarn c	17	746	343	27 397
5810100000	Embroidery without visible ground, in pie in strip motifs	2 290	3 108	19 077	94 123
5810910000	Embroidery of cotton, without visible gorund in piece, in strip motif	62 324	960 957	599 368	9 699 037
5810920000	Embroidery of man-made fibres, without visible goround, in piece, ir	13 973	486 338	233 443	3 744 997
5810990000	Embroidery of other textile material, visible goround, in piece, in stri	120 232	943 576	1 626 627	12 590 835
5811000000	Quilted textile prods in the piece, with mat aseembld othr than em	108 777	963 789	1 031 553	9 725 210
5901100000	Textile fabrics coated w/gum/amylace used for covers books and th	3 037	21 585	30 942	252 045
5901901000	Textile fabrics coated w/gum/amylace for tracing cloth	0	3 841	0	3 794
5901902000	Textile fabrics coated w/gum/amylace prepared painting canvas	6 648	30 711	21 448	84 505
5901909000	Textile fabrics coated w/gum/amylace for other than tracing cloth/	9 210	129 759	87 024	1 067 746
5902101000	Chafar canvas type of nylon/oth poly- amides, high tenacity, rubber	42 207	411 564	366 079	3 178 868
5902109000	Chafar canvas type of nylon/oth poly- amides, high tenacity, not ru	1 018 115	9 011 668	5 453 036	45 560 554
5902202000	Chafar canvas type of polyester, high nylon, tenacity, rubberised	384	22 425	5 302	520 867
5902209000	Chafar canvas type of polyester, high nylon, tenacity, not rubberise	611 972	5 070 524	2 842 934	22 791 417
5902900000	Tyre cord fabric of high tenacity yarn, oth thn nylrn/oth polymd&po	0	12 543	0	147 899
5903100000	Textile fabrics impregnat, coat, cover with polyvinyl chloride	1 289 091	20 218 418	2 163 269	28 590 426
5903200000	Textile fabrics impregnat, coat, cover with polyurethane	1 048 036	12 005 369	9 571 755	110 713 714
5903901000	Impregnated textile fbrcs of nylon canv coated with plastics oth the	85 791	1 123 499	767 820	10 449 685
5903909000	Oth imprgntd text fbrc of oth han nylon canvas coated w/plastic o	243 194	2 902 641	2 742 171	33 920 954
5904100000	Linoleum, cut to shape/not, coating applied on textile backing	6 174	70 366	28 170	271 015
5904900000	Oth linoleum, cut to shape/not, coating applied on textile backing	1 014	15 025	10 807	142 325
5905000000	Textile wall coverings. textile wall coverings.	0	1 388	0	11 184
5906100000	Adhesive tape; width<=20cm, oth than of heading 5902	42 997	239 425	458 805	3 442 756
5906910000	Knitted/crocheted linoleum, whether of not to shape	38 893	453 172	322 078	3 348 182
5906991000	Linoleum for hospital rubber sheeting, whether/not cut to shape.	2	3 612	4	34 118
5906999000	Linoleum not for hospital rbr sheetin whether/not cut to shape.	22 520	1 061 553	197 365	5 904 210
5907001000	Fabrics impregnated, coated/covered oil of oil-based preparation	144	4 756	12 446	174 359
5907003000	Textile fbrcs impregnated, coated/covr with fire resistant chemical	988	13 769	4 472	90 379
5907004000	Fabrics imprgntd, coated/covered flock velvet, the entire surface of	3 550	68 162	42 023	324 997
5907005000	Fabrics impregnated, coated/covered wax, bitumen/similar product	0	2	0	4
5907006000	Fabrics impregnated, coated/covered othe materials	56 816	561 430	183 533	1 431 309
5907009000	Othe textile fabrics not impregnated, covered with othe materials	8 741	75 040	79 547	880 583
5908001000	Wick; incandescent gas mantles whether/not impregnated	0	24 409	0	108 920
5908009000	Textile oth than wick; incandescent gas mantles, whether/not impr	126	6 966	2 606	27 825
5909001000	Fire hoses and similar textile tubing	46 872	313 884	276 882	1 506 438
5909009000	Othe textile hosepiping & similar textile tubing	27 261	791 890	71 051	1 807 233
5910000000	Transmssn/convyr belts/belting, of textl matr, whether/not impre	34 565	173 717	469 151	4 221 414
5911100000	Textile fabrics, felt&felt-lined woven coated with rubber, leather/ot	92 289	1 414 587	1 157 179	18 549 542
5911200000	Bolting cloth, whether/not made up	7 093	54 865	36 767	583 775
5911310000	Textile fabrics&felts; weight< 650 g/m, in making/similar machiner	4 062	54 826	959 637	8 119 533
5911320000	Textile fabrics&felts; weight>= 650 g/m, in making/similar machiner	65 246	472 574	3 863 884	25 809 737
5911400000	Straining cloth of a kind used in oil or the like incl that of hair	10 265	103 278	170 027	1 344 581
5911901000	Textile packings & gaskets used in making/similar machinery	24 950	66 044	260 182	812 651
5911909000	Othe than textile packings & gaskets used in making/similar machir	112 886	1 375 807	1 968 148	13 301 581
6001101000	Unbleached long pile, knitted/crocheted, mercerised	2 950	71 686	14 696	70 891
6001109000	Bleached long pile, knitted/crocheted, not mercerised	44 258	507 489	399 293	4 456 884
6001210000	Looped pile fabrics of cotton, knitted/crocheted	34 932	521 618	397 602	5 790 115
6001220000	Looped pile fabric of man made fibre, knitted/crocheted	84 762	508 955	601 906	4 398 324
6001290000	Looped pile fabric of oth textls matr, knitted/crocheted	2 424	102 995	57 407	954 146
6001910000	Oth pile fabrics, of cotton, knitted/crocheted	46 746	594 818	262 627	3 726 380
6001921000	Oth pile fabrics, of man made fibres, unbleached	69 408	959 295	599 965	8 321 408
6001929000	Oth pile fabrics, of man made fibres, othe than unbleached	323 411	3 053 345	2 862 637	24 693 015
6001991000	Unbleached fabrics of othe textile materials, not mercerised	8 611	17 327	69 300	140 091
6001999000	Bleached fabrics of othe textile materials, not mercerised	72 739	879 720	1 407 590	13 095 361
6002400000	Knit/croch fbrcs; weight>5% of elastome yarn, no rubber thread, oth	409 429	5 475 484	2 822 837	28 824 323
6002900000	Knit/croch fbrcs; weight<5% of elastome yarn, no rubber thread, oth	945 842	11 788 936	10 915 764	129 003 066
6003100000	Knit/croc fbrcs of wool/fine animal hair, width<=30cm oth than 600	0	10 096	0	95 166
6003200000	Knit/crocheted fabrics of cotton width<=30cm oth than 60.01/60.0	64 371	1 688 749	741 069	16 148 465
6003300000	Knit/crocheted fabrics of synthetic fibr, width<=30cm oth than 600	11 900	101 676	152 326	1 309 426
6003400000	Knit/crocheted fabrics of artificial width<=30cm oth than 60.01/60.	772	15 591	12 856	296 086
6003900000	Othr knit/croc fabrics, width<=30cm oth than 60.01/60.02	40 822	199 355	333 990	1 905 207
6004101000	Knitted swimwear fabric; weight 80% synth yarn; 20% elastic yarn	384 641	4 525 597	3 417 280	40 293 898
6004109000	Knitt/crochet fabr, width<=30cm con.>20%, oth thn of heading 600	723 781	6 104 639	5 140 519	46 411 458

**I.3. IMPOR MENURUT KOMODITI / IMPORT BY HS COMMODITY**  
**\*\*\* AGUSTUS/AUGUST 2011 \*\*\***

HS	Uraian Komoditi Commodity Description	Berat Bersih / Net Weight (Kg)		Nilai / Value C.I.F (US\$)	
		Bulan ini Current Month	Kumulatif Cum. Jan. to date	Bulan ini Current Month	Kumulatif Cum. Jan. to date
6004900000	Othe knitted/crocheted fabrics; width <=30cm othe than of headin	146 977	2 021 091	1 932 191	25 061 132
6005210000	Warp knit fabrics of cotton othe than of heading 60.01-60.04	26 989	309 854	273 838	2 956 833
6005220000	Dyed warp knit fabrics of cotton othe than of heading 60.01-60.04	32 267	400 548	264 550	3 364 451
6005230000	Warp knit fabrics of yarn of diff color oth than of heading 60.01-60.	38 640	823 872	393 331	7 818 929
6005240000	Printed warp knit fabrics of cotton oth than of heading 60.01-60.04	0	107 944	0	1 585 208
6005311000	Wrp knit fbrc,of synthtc,bleach/no, swimwr,of polyester&polybut	34 727	384 370	334 133	3 694 718
6005319000	Wrp knit fbrc,of synthtc,bleach/no, oth thn swimwr,of polystr&pol	144 827	2 030 874	1 303 013	15 779 517
6005321000	Warp knit fabrc,of synthtc,dyed, swimwr,of polyester&polybutyle	13 636	146 470	147 635	1 621 223
6005329000	Warp knit fabrc,of synthtc,dyed, oth thn swimwr,of polystr&polybu	93 798	1 524 119	1 226 086	15 779 500
6005331000	Wrp knit fbrc,of synthtc,yarn diff clr, swimwr,of polyester&polyb	0	1 264	0	16 617
6005339000	Wrp knit fbrc,of synthtc,yarn diff clr, oth thn swimwr,of polystr&p	48 992	672 392	652 663	9 549 891
6005341000	Warp knit fabrc,of synthtc,printed, swimwr,of polyester&polybuty	0	122	0	1 595
6005349000	Warp knit fabrc,of synthtc,printed, oth thn swimwr,of polystr&poly	4 497	30 966	77 635	369 907
6005410000	Warp knit fabrics of artificial fibres of than of heading 60.01-60.04	0	20 011	0	54 873
6005420000	Dyed warp knit fabrics of artificial fibr oth than of heading 60.01-60.(	8 189	99 205	90 350	1 008 838
6005900000	Oth warp knit fabrics oth than of heading 60.01-60.04	175 210	1 916 066	1 494 280	13 592 059
6006100000	Oth knit/crochtd fbrcs of wool/fine animal hair oth than of head 60	50 398	179 457	531 445	2 074 557
6006210000	Oth knit/crochtd fbrcs of cotton oth than of heading 60.01-60.04.	55 059	511 993	522 181	5 228 316
6006220000	Oth dyed knit/crochtd fbrcs of cotton oth than of heading 60.01-60	2 449 678	29 377 747	22 036 989	279 404 689
6006230000	Oth knit/crochtd fbrcs of yarn of dif color oth than of heading 60.0	3 079	71 333	11 661	505 873
6006240000	Oth printed knit/crochtd fbrcs of cotton oth than of heading 60.01-	85 387	526 345	942 587	5 487 317
6006311000	Oth warp knit fbrcs of nylon fibr mesh for as a backng material for r	6 504	15 643	62 308	158 479
6006319000	Oth warp knit fbrcs of oth than of heading 60.01-60.04.	247 286	2 731 860	2 667 526	32 822 778
6006321000	Dyed nylon fibre mesh for use as backng mat for mosaic tiles oth th	86 643	1 228 273	676 409	10 956 140
6006329000	Oth dyed nylon fibres material for mosaic tiles oth than head of 60(	287 807	3 396 042	2 738 002	31 198 151
6006330000	Oth knittd/crochetd fabrc synthtc, of yarn of diff colors	28 037	84 624	280 451	902 361
6006340000	Oth knittd/crochetd fabrc synthtc, printed	68 154	364 457	495 069	4 155 510
6006410000	Oth warp knit fabrics of artificial fibres oth than of heading 60.01-6	0	25	0	609
6006420000	Oth dyed warp knit fabrics of artifi- cial fibres oth than of head 60.(	167 093	1 462 525	1 456 350	11 959 223
6006430000	Oth warp knit fabrics of yarn of diff color oth than of heading 60.01	0	18 511	0	119 145
6006440000	Oth warp knit fabrics of artificial fibres printed oth than of head 60.	44	31 765	2 022	240 473
6006900000	Oth warp knit fabrics oth than of art cial fibres oth than of head 60(	218 878	3 346 601	1 952 077	25 594 772
6101200000	Male's wear of cotton oth than of head 61.03	42 544	153 056	494 273	1 560 251
6101300000	Male's wear of man-made oth than of head 61.03	784	2 421	42 118	119 682
6101900000	Male's wear of oth textile material oth than of head 61.03	201	1 519	6 236	53 636
6102100000	Female's wear of wool/fine animal hair knitted/crocheted oth than	0	24	0	1 274
6102200000	Female's wear of cotton,knitted/ crocheted oth than of head 6104	223	2 791	9 976	96 879
6102300000	Female's wear of man-made fibres, knitted/crocheted oth than of f	174	784	7 316	40 447
6102900000	Female's wear of oth textile materials, knitted/crocheted oth than	2 364	19 994	7 194	51 009
6103100000	Mens/boys suits(oth thn swimwr) knitted/crocheted	2	5 756	75	21 944
6103220000	Male' ensembles of cotton	79	1 839	4 676	30 660
6103230000	Male' ensembles of synthetic fibres	0	1	0	50
6103290000	Men/boy ensembl of oth textls matr, (oth thnswimwr)knitt/croche	9	55 087	119	460 241
6103310000	Male's jackets & blazers of wool/fine animal hair	20	26	3 211	3 325
6103320000	Male's jackets & blazers of cotton	1 223	7 192	34 130	143 348
6103330000	Male's jackets & blazers of synthetic fibres	544	6 026	19 739	215 884
6103391000	Male's jackets & blazers of ramie,linen or silk	324	2 007	546	3 347
6103399000	Male's jackets & blazers of oth textil materials	6 078	76 979	113 462	1 247 320
6103410000	Male's trousers,bib&brace overall,bree ches&shorts of wool/fine ai	0	2	0	9
6103420000	Male's trousers,bib&brace overall,bree ches&shorts of cotton	2 394	55 046	64 549	681 617
6103430000	Male's trousers,bib&brace overall,bree ches&shorts of synthetic fit	1 934	12 443	107 514	489 028
6103490000	Men/boy trousr,bib&brace overll,breech& short of oth textl matr,	34	1 199	5 914	28 558
6104130000	Female's suits of synthetic fibres	15	3 522	717	15 549
6104192000	Women/girl suits,of cotton synthtc fibres,of oth textl matr,knitt/cr	8 639	36 576	27 844	145 994
6104199000	Female's suits of oth textile material	3 510	96 346	17 463	607 977
6104220000	Female's ensembles of cotton	1	4 786	47	12 313
6104230000	Female's ensembles of synthetic fibres	1 888	1 888	151 184	151 184
6104290000	Womens/girls ensembles, of oth textl matr,knitted/crocheted	0	84	0	1 519
6104310000	Female's jackets & blazers of wool/ fine animal hair	18	20	2 538	3 345
6104320000	Female's jackets & blazers of cotton	1 635	8 344	38 092	190 003
6104330000	Female's jackets & blazers of synthetic fibres	282	2 204	10 770	75 256
6104390000	Women/girl jackets&blazers, of oth textl matr,knitt/crochet	195	868	6 595	35 050
6104410000	Dresses of wool/fine animal hair, kni tted/crocheted	155	266	17 944	37 640
6104420000	Dressed of cotton	29 915	136 312	136 228	1 056 335
6104430000	Dressed of synthetic fibres	25 482	212 649	124 915	1 038 819
6104440000	Dressed of artificial fibres	1 101	12 024	73 608	810 279
6104490000	Dresses of other textile materials	137	53 521	15 437	297 076
6104510000	Female's skirts & divided skirt of wool or fine animal hair	0	28	0	2 480
6104520000	Female's skirts & divided skirts of cotton	4 357	33 637	17 532	192 739
6104530000	Female's skirts & divided skirts of synthetic fibres	5 083	52 378	50 071	255 508
6104590000	Women/girl skirts&devided skirts, of oth textl matr,knitt/crochet	1 667	77 706	36 118	759 048
6104610000	Female's trousers, bib & brace overalls breeches & shorts of fine ar	3	33	353	4 577
6104620000	Female's trousers, bib & brace overalls breeches & shorts of cotton	185 050	835 785	455 213	2 690 456
6104630000	Female's trousers, bib & brace overalls breeches & shorts of synthe	34 931	339 528	152 125	1 202 243
6104690000	Womn/girl trousr,bib&brace overll, brh&short f oth textl matr,knit	3 199	56 957	81 387	439 417

**I.3. IMPOR MENURUT KOMODITI / IMPORT BY HS COMMODITY**  
**\*\*\* AGUSTUS/AUGUST 2011 \*\*\***

HS	Uraian Komoditi Commodity Description	Berat Bersih / Net Weight (Kg)		Nilai / Value C.I.F (US\$)	
		Bulan ini Current Month	Kumulatif Cum.Jan. to date	Bulan ini Current Month	Kumulatif Cum.Jan. to date
6105100000	Male's wear of cotton, knitted/ crocheted	77 047	800 684	721 112	5 940 786
6105201000	Male's wear of synthetic fibres, knitted or crocheted	948	20 064	33 603	808 692
6105202000	Male's wear of artificial fibres, knitted or crocheted	21	204	1 387	13 172
6105900000	Men/boy shirts of oth textls matrsl, knitt/crochet	663	16 002	5 326	149 832
6106100000	Female's wear of cotton, knitted/ crocheted	107 358	1 007 986	433 702	6 928 823
6106200000	Female's wear of man-made, knitted or crocheted	78 778	350 795	671 795	2 997 436
6106900000	Womn/girl blous,shirt&shirtblous, oth textl matrsl,knitt/crochet	90 308	629 695	423 222	3 830 160
6107110000	Male's underpants & briefs of cotton	22 554	120 355	276 694	1 693 895
6107120000	Male's underpants & briefs of man-made fibres	2 053	7 282	31 405	248 898
6107190000	Male's underpants & briefs of oth textls matrsl	1 971	7 083	8 893	46 957
6107210000	Male's nightshirts & pyjamas of cotton	1 214	15 259	22 438	136 889
6107220000	Male's nightshirt & pyjama of man-made fibres	1 921	1 922	5 025	5 037
6107290000	Male's nightshirt&pyjamas of oth textls matrsl	126	7 778	568	30 565
6107910000	Oth wear articles of cotton	40 191	289 452	98 274	692 609
6107990000	Oth wear male of oth textls matrsl	228	1 703	2 192	9 740
6108110000	Female's slips & petticoats of man-made fibres	19	957	981	41 692
6108193000	Female's slips & petticoats of cotton of oth textls matrsl	0	6 830	0	10 118
6108199090	Female's slips & petticoats oth thn silk, of oth textls matrsl	153	1 041	9 127	50 554
6108210000	Briefs & panties of cotton	91 452	897 277	408 375	3 513 009
6108220000	Briefs & panties of man-made fibres	8 872	148 708	107 206	1 171 560
6108290000	Female's brief&pantie,knitt/crochet of oth textls matrsl	114 611	1 149 918	279 198	2 886 335
6108310000	Nightdresses & pyjamas of cotton	15 097	59 368	97 017	343 667
6108320000	Nightdresses & pyjamas of man-made fibres	14 303	64 213	30 186	207 627
6108390000	Female nightdress&pyjama,of oth textls matrsl,knitt/crochet	2	31 723	3	253 346
6108910000	Negliges, bathrobes, dressing gowns of cotton	40	1 405	1 624	25 104
6108920000	Negliges, bathrobes, dressing gowns of man-made fibres	345	5 634	22 711	223 060
6108990000	Oth female wear,of oth textl matrsl, knitted/crocheted	127	157	1 020	1 750
6109101000	Men/boys't-shirts, singlets & oth vests, knitted/crocheted of cottor	56 402	356 936	829 624	5 668 235
6109102000	Women/girls't-shirts,singlets & oth vests, knitted/crocheted of cott	71 345	523 041	993 579	7 117 760
6109901000	Men/boys't-shirts,singlets & oth vests knit./crocheted of ramie, lin	31	2 491	2 510	16 606
6109902000	Men/boys't-shirts,singlets & oth vests knitted/crocheted of oth ma	16 258	73 507	463 253	3 319 472
6109909000	T-shirt,singlet&oth vest,knitted/crochet, of oth txtl matrsl,oth thn f rar	22 369	296 785	210 460	2 287 121
6110110000	Jerseys,pullovers, cardigans, waistcoat of wool	5 341	84 527	133 211	1 509 076
6110120000	Jerseys,pullovers, cardigans, waistcoat of kashmir (cashmere) goats	0	17	0	3 146
6110190000	Jerseys,pullovers, cardigans, waistcoat of oths wool/fine animal hai	47	198	767	7 477
6110200000	Jerseys,pullovers, cardigans, waistcoat of cotton	7 388	59 581	349 694	2 745 469
6110300000	Jerseys,pullovers, cardigans, waistcoat of man-made fibres	4 664	50 303	268 204	2 141 048
6110900000	Jersey,pullover,cardign,waistcoat&similir article,knitt/crochet,of oth	432	5 044	28 972	335 803
6111200000	Babie garment&clothing accessorie, knitt/crochet,of cotton	10 387	94 336	216 103	2 026 274
6111300000	Babie garment&clothing accessorie, knitt/crochet,of synthc fibres	184	15 304	4 869	73 511
6111900000	Babie garment&clothing accessorie, knitt/crochet,of oth txtl matrsl	6	491	280	8 733
6112110000	Track suits of cotton knitted/crocheted	5	1 137	196	16 116
6112120000	Track suits of synthetic fibres knitted/crocheted	0	234	0	6 000
6112190000	Track suits of oth txtl matrsl, knitted/crocheted	27	166	301	4 026
6112200000	Ski suits knitted/crocheted	0	20	0	816
6112310000	Male's swimwear,of synthc fibrs, knitted/crocheted	3 943	12 208	194 882	502 090
6112390000	Male's swimwear,of oth txtl matrsl, knitted/crocheted	64	294	878	9 426
6112410000	Female swimwear,of synthc fibr, knitted/crocheted	6 296	24 869	408 323	1 190 803
6112490000	Female swimwear,of oth txtl matrsl, knitted/crocheted	22	3 663	497	64 440
6113001000	Diver wetsuit,made up of knitt/cochet, fabrics of heading 5903, 59	80	1 410	1 164	100 366
6113002000	Protective/safety garmnt fr worker,made- up of knitt/cochet,head E	4 558	33 001	18 942	156 188
6113009000	Oth garment,made up of knitt/crochet fabrics of heading 5903,590	7 734	51 767	126 956	594 746
6114200000	Oth garments, knitted/crocheted of cotton	207	2 842	9 119	145 181
6114300000	Oth garments, knitted/crocheted of of man-made fibres	895	9 630	70 192	422 439
6114900000	Oth garments, knitted/crocheted of of oth textile materials	358	8 352	4 348	75 386
6115100000	Panty hose & tights of graduated compression hosiery	5	136	47	3 940
6115210000	Panty hose & tights of synthetic fibres, single yarn<67 decitex, elasi	3 044	3 603	44 652	51 411
6115220000	Panty hose & tights of synthetic fibres, single yarn<67/>67 decitex,	111	15 912	6 922	92 827
6115291000	Stockings,socks,sockettes of cotton single yarn<67 decitex, elastic/i	308	2 780	6 052	46 595
6115299000	Panty hose & tights of oth than cotton elasticated/rubberised	8 179	22 371	20 684	120 296
6115301000	Women's full-length,knee-length hosiery of cotton, single yarn < 67	15	677	1 020	16 803
6115309000	Women's full-length,knee-length hosiery of oth than cotton, single	244	2 939	681	25 828
6115940000	Oth stockings,socks, of wool/fine animal hair,single yarn < 67 deciti	54	187	1 627	9 480
6115950000	Oth stockings,socks, of cotton, single yarn < 67 decitex	9 415	71 738	116 831	1 082 066
6115960000	Oth stockings,socks,sockettes of synthetic fibres,single yarn < 67 dt	5 717	80 092	27 182	490 416
6115990000	Oth stockings,socks,sockettes of oth textile materials, single yarn<6	8 835	48 433	79 906	535 240
6116100000	Gloves,mittens, mitts, knitted,croch. impregn., coated/covered pla:	12 470	94 093	130 628	1 017 685
6116910000	Gloves,mittens,of wool/fine animal hair knit. not impregn.coat.plas	2	803	318	28 483
6116920000	Gloves,mittens,of cotton knitted,croch. not impregnated coated pl:	72	53 202	506	129 442
6116931000	Gloves,mittens,of synthetic fibres knit not impregn.coat.plastics/ru	0	5	0	308
6116939000	Gloves,mittens,of oth th synthetic fibrs knit not impregn.coat.plasti	2 647	55 775	73 260	481 769
6116990000	Gloves,mittens,of oth textile materials knit not impregn.coat.plasti	1 683	9 454	9 341	77 160
6117101000	Shawls, scarves, mufflers, mantillas, & the like of cotton	8	1 204	600	27 850
6117109000	Shawls, scarves, mufflers, mantillas, & the like of oth textile materi:	3 943	46 486	45 154	386 627
6117801900	Ties, bow ties & cravats of oth than wool/fine animal hair	0	4 266	0	220 853

**I.3. IMPOR MENURUT KOMODITI / IMPORT BY HS COMMODITY**  
**\*\*\* AGUSTUS/AUGUST 2011 \*\*\***

HS	Uraian Komoditi Commodity Description	Berat Bersih / Net Weight (Kg)		Nilai / Value C.I.F (US\$)	
		Bulan ini Current Month	Kumulatif Cum.Jan. to date	Bulan ini Current Month	Kumulatif Cum.Jan. to date
6117809000	Oth access of oth than wool/fine ani- mal hair	15 847	236 693	333 237	4 055 601
6117900000	Oth parts of garment	24 029	314 081	276 443	2 884 031
6201110000	Men/boys'overcoats,raincoats,car-coats, cloaks of wool/fine anima	237	1 118	18 463	71 246
6201120000	Men/boys'overcoats,raincoats,car-coats, cloaks of cotton	433	1 347	29 687	75 722
6201130000	Men/boys'overcoats,raincoats,car-coats, cloaks of man-made fibre	15 778	54 915	123 939	402 440
6201190010	Men/boys'overcoats,raincoats,car-coats capes,cloaks of silk	0	42	0	21
6201190020	Men/boys'overcoats,raincoats,car-coats capes,cloaks of ramie	0	377	0	460
6201190090	Men/boys'overcoats,raincoats,car-coats, cloaks of oth man-made f	2 842	76 392	18 448	752 124
6201910000	Men/boys' anorak, wind-cheaters/jackets of wool/fine animal hair	98	218	6 390	12 373
6201920000	Men/boys' anorak, wind-cheaters/jackets of cotton	877	9 356	49 705	319 115
6201930090	Men/boys' anorak, wind-cheaters/jackets of oth man-made fibres	1 490	7 742	55 522	383 472
6201990010	Men/boys' anorak, wind-cheaters/jackets of silk	0	181	0	489
6201990090	Men/boys' anorak, wind-cheaters/jackets of oth textile materials	29	635	1 628	29 348
6202110000	Women/girls'overcoats,raincoats, car- coats, capes of wool/fine an	396	689	40 901	74 787
6202120000	Women/girls'overcoats,raincoats, car- coats, capes of cotton	583	3 059	33 912	208 724
6202130010	Women/girls'overcoats,raincoats, car- coats, capes of batik	1	1	69	69
6202130090	Women/girls'overcoats,raincoats, car- coats, capes of oth man-mac	1 166	2 891	87 104	207 980
6202190020	Women/girls'overcoats,raincoats, car- coats, capes of ramie	0	16	0	2 032
6202190090	Women/girls'overcoats,raincoats, car- coats, capes of oth textile m	698	4 081	11 887	300 282
6202910000	Women/girls'anorak,wind-cheater/jackets of wool/fine animal hair	7	296	578	17 896
6202920000	Women/girls'anorak,wind-cheater/jackets of cotton	318	3 961	17 706	221 993
6202930090	Women/girls'anorak,wind-cheater/jackets of oth man-made fibres	593	4 723	40 643	168 792
6202990090	Oth famale wear,of oth textl matr, oth than silk & ramie	0	161	0	9 131
6203110000	Men/boys'suits of wool/fine animal hair	221	219 442	9 480	453 571
6203120000	Men/boys' suits of synthetic fibres	446	2 445	16 947	75 833
6203191000	Men/boys' suits of cotton	112	14 549	3 913	69 321
6203199010	Male's suits, of oth textl matr, of silk,oth thn cotton	0	2	0	1 079
6203199090	Male's suits, of oth textl matr, oth thn silk&ramie,oth thn cotton	1 459	3 073	9 823	18 711
6203220000	Men/boys' ensembles of cotton	1	7 739	37	18 744
6203230000	Men/boys' ensembles of synthetic fibres	0	3	0	17
6203290090	Male's ensembles, of oth textl matr, oth than silk & ramie	2	31	23	445
6203310000	Men/boys' jackets & blazers of wool or fine animal hair	984	82 879	69 591	595 028
6203320000	Men/boys' jackets & blazers of cotton	4 513	208 887	71 640	1 135 864
6203330000	Men/boys' jackets & blazers of synthetic fibres	3 354	68 349	96 879	692 508
6203390010	Male jackt&blazr, of oth textl matr, of silk	30	69	1 524	6 747
6203390020	Male jackt&blazr, of oth textl matr, of ramie	0	4	0	728
6203390090	Male jackt&blazr, of oth textl matr, oth than silk & ramie	702	7 306	52 075	260 562
6203410000	Trousr,bib&brace overll,breech&short, of wool/fine animal hair,ma	493	3 962	38 348	289 095
6203421000	Men/boys' bib & brace overalls of cotton	0	2 095	0	47 554
6203429000	Men/boys' trousers of cotton	275 960	2 167 440	2 150 858	15 966 503
6203430000	Trousr,bib&brace overll,breech&short, of synthtc fibres,male wear	10 871	59 353	270 800	1 659 282
6203490010	Trousr,bib&brace overll,breech&short, of oth txtl matr,of silk	0	19	0	1 645
6203490090	Trousr,bib&brace overll,breech&short, of oth txtl matr,oth thn rami	13 243	66 790	214 585	1 019 661
6204110000	Women/girls' suits of wool/fine animal hair	0	24	0	2 724
6204120000	Women/girls' suits of cotton	7	47 823	33	245 461
6204130000	Women/girls'suits of synthetic fibres	256	1 198	2 123	16 889
6204190010	Female suit, of oth textl matr,oth thn swimwear,of silk	0	11	0	2 339
6204190090	Female suit, of oth textl matr,oth thn swimwear,oth than silk & rar	1 133	34 513	7 848	132 134
6204220000	Women/girls' ensembles of cotton	0	154	0	345
6204230000	Women/girls' ensembles of synthetic fibres	0	1	0	38
6204290090	Female ensembl, of oth textl matr,oth thn swimwear,of silk&ramie	1	12 097	10	27 417
6204310000	Women/girls' jackets & blazers of wool/fine animal hair	106	966	11 608	99 664
6204320000	Women/girls' jackets & blazers of cotton	1 086	22 250	72 096	601 896
6204330000	Women/girls' jackets & blazers of synthetic fibres	2 007	10 673	131 035	596 760
6204390010	Female jackt&blazr,of oth txtl matr,oth thn swimwear,of silk	0	217	0	22 051
6204390020	Female jackt&blazr,of oth txtl matr,oth thn swimwear,of ramie	0	22	0	2 619
6204390090	Female jackt&blazr,of oth txtl matr,oth thn swimwear,of silk&ramie	649	6 843	42 679	490 898
6204410000	Dresses of wool/fine animal hair not knitted/crocheted	97	7 806	6 038	62 880
6204420000	Dresses of cotton	24 876	284 077	170 843	2 570 127
6204430000	Dresses of synthetic fibres	21 544	159 211	324 297	2 224 594
6204440000	Dresses of artificial fibres	2 322	20 700	149 878	1 051 020
6204490010	Female dresses,of oth textl matr,oth thn swimwear,of silk	192	2 001	32 205	287 363
6204490020	Female dresses,of oth textl matr,oth thn swimwear,of ramie	0	58	0	7 576
6204490090	Female dresses,of oth textl matr,oth thn swimwear,of silk&ramie	268	11 338	26 541	549 030
6204510000	Skirts & divided skirts of wool/fine animal hair	55	5 308	6 274	30 363
6204520000	Skirts & divided skirts of cotton	33 733	184 859	141 285	1 581 089
6204530000	Skirts & divided skirts of synthetic fibres	7 257	54 170	81 561	733 783
6204590010	Feml skirt&dvde skrt, oth txtl matr,oth thn swimwear,of silk	19	282	3 682	37 558
6204590020	Feml skirt&dvde skrt, oth txtl matr,oth thn swimwear,of ramie	0	2	0	80
6204590090	Feml skirt&dvde skrt, oth txtl matr,oth thn swimwear,of silk&ramie	490	19 311	34 177	465 028
6204610000	Women/girls' trousers,bib&brace overall breeche,short of wool/fin	49	353	11 456	55 256
6204620000	Women/girls' trousers,bib&brace overall breeches,shorts of cotton	90 644	1 252 870	1 083 964	10 421 311
6204630010	Women/girls' trousers,bib&brace overall breeches,shorts of batik	2	124	139	4 654
6204630091	Women/girls' flyers coveralls	0	8	0	225
6204630099	Oth women/girls' flyers coveralls	10 748	84 470	159 869	1 121 484

**I.3. IMPOR MENURUT KOMODITI / IMPORT BY HS COMMODITY**  
**\*\*\* AGUSTUS/AUGUST 2011 \*\*\***

HS	Uraian Komoditi Commodity Description	Berat Bersih / Net Weight (Kg)		Nilai / Value C.I.F (US\$)	
		Bulan ini Current Month	Kumulatif Cum.Jan. to date	Bulan ini Current Month	Kumulatif Cum.Jan. to date
6204690010	Trouser, bib & brace overall, breech & short, of oth txtl mtrl, of silk	73	2 442	5 908	74 434
6204690020	Trouser, bib & brace overall, breech & short, of oth txtl mtrl, of ramie	33 037	33 044	265 549	266 047
6204690090	Trouser, bib & brace overall, breech & short, of oth txtl mtrl, oth thn silk &	17 844	386 421	199 522	2 051 986
6205200000	Men/boys' shirts of cotton	30 066	246 603	1 033 946	6 644 601
6205300000	Men/boys' shirts of man-made fibres	1 139	31 782	37 529	445 839
6205900010	Male's shirts, of oth txtl mtrl, of silk	0	47	0	4 414
6205900020	Male's shirts, of oth txtl mtrl, of ramie	0	9	0	1 301
6205900090	Male's shirts, of oth txtl mtrl, oth thn silk & ramie	18 874	188 357	421 342	1 411 930
6206100000	Women/girls' blouses, shirts & shirts- blouses of silk/silk waste	1 026	5 635	104 589	496 651
6206200000	Women/girls' blouses, shirts & shirts- blouses of wool/fine animal f	201	43 948	12 455	108 420
6206300000	Women/girls' blouses, shirts & shirts- blouses of cotton	45 242	317 435	708 691	5 151 850
6206400000	Women/girls' blouses, shirts & shirts- blouses of man-made fibres	29 702	203 252	688 261	3 848 844
6206900010	Female's wear, of oth txtl mtrl, of silk	127	2 747	22 974	310 470
6206900020	Female's wear, of oth txtl mtrl, of ramie	0	33	0	4 377
6206900090	Female's wear, of oth txtl mtrl, oth thn silk & ramie	12 298	243 065	66 118	1 443 408
6207110000	Men/boys' underpants & briefs of cotton	125	3 637	5 414	94 584
6207190000	Men/boys' underpants & briefs of oth textile materials	8	328	93	15 567
6207210000	Men/boys' nightshirts & pyjamas of cotton	45	6 385	2 715	39 141
6207220000	Men/boys' nightshirts & pyjamas of man-made fibres	0	110	0	4 170
6207290010	Male night shirt & pyjam, of oth txtl mtrl, of silk	0	15	0	1 349
6207290090	Male night shirt & pyjam, of oth txtl mtrl, oth thn silk & ramie	0	4 656	0	29 435
6207910000	Oth male wear, of cotton	2 160	10 770	27 028	74 579
6207990000	Oth male wear, of oth txtl mtrl	3	359	43	658
6208110000	Women/girls' slips & petticoats of man-made fibres	51	712	3 143	7 234
6208190090	Female slip & petticoat, of oth txtl mtrl, oth thn silk & rami	177	4 096	724	43 612
6208210000	Women/girls' nightdresses & pyjamas of cotton	16 313	52 295	43 896	181 899
6208220000	Women/girls' nightdresses & pyjamas of man-made fibres	5 057	10 544	11 226	39 173
6208290010	Female nightdress & pyjam, of oth txtl mtrl, of silk	119	119	7 378	7 378
6208290090	Female nightdress & pyjam, of oth txtl mtrl, oth thn silk & rami	0	739	0	2 709
6208911000	Panties of cotton	25 772	85 105	81 849	235 497
6208919000	Women/girls' singlets of cotton	1 474	8 273	3 950	64 391
6208920000	Female wear of man-made fibres	66	6 906	2 974	117 415
6208991000	Female wear of oth txtl mtrl, of wool or fine animal hair	0	41 389	0	103 157
6208999000	Female wear of oth txtl mtrl, oth thn wool/fine animal hair	364	3 135	1 618	32 403
6209202000	Babies' t-shirts, shirts, pyjamas, napkins (diapers), & similar articles o	233	10 623	8 149	177 366
6209209010	Babie garmnt & cloth accessri, of cotton, oth wear, suit, pant & similr a	414	11 108	13 477	322 805
6209209090	Babie garmnt & cloth accessri, of cotton, oth wear, oth thn suit, pant &	537	4 651	22 552	177 825
6209301000	Babies' suits, pants & similar articles of synthetic fibres	0	1 566	0	18 323
6209302000	Babies' t-shirts, shirts, pyjama, napkins & similar articles of synthetic	124	1 323	5 252	25 645
6209303000	Babies clothing access of synthetic fibers	92	2 881	10 015	50 163
6209900000	Babies garment & clothing accessories, of oth textiles materials	16 398	42 870	8 160	173 974
6210101000	Garmnt, made up of fabrc of head 5602 or 5603, protective works g:	0	2 050	0	34 630
6210109000	Garmnt, made up of fabrc of head 5602 or 5603, oth thn protective '	41	3 812	2 221	59 854
6210201000	Oth garmnt of subhead 620111-620119, protective works garment:	5 428	13 411	54 458	103 738
6210209000	Oth garmnt of subhead 620111-620119, oth thn protective work g:	164	28 570	3 839	240 172
6210309000	Oth garmnt of subhead 620211-620219, oth thn protective work g:	15	8 289	275	58 514
6210400000	Oth male garmnt, made up of fabrc of head 5602;5603;5903;5906;5	1 660	36 252	100 385	503 778
6210500000	Oth female garmnt, made up of fabrc of head 5602;5603;5903;590	1 744	33 226	64 896	443 679
6211110090	Men/boys' swimwear of oth than batik	877	9 695	25 063	265 640
6211120090	Women/girls' swimwear of oth than batik	451	2 949	11 555	76 082
6211320000	Men/boys' track suits of cotton	11 802	79 223	21 303	148 572
6211330000	Oth garments, mens/boys, of man-made fibres	140	743	12 055	32 495
6211390000	Oth garments, mens/boys, of oth textile materials	9	197	1 038	11 779
6211410000	Oth garments, women/girls of wool or fine animal hair	0	4	0	935
6211420000	Oth garments, womens/girls, of cotton	194	20 290	8 356	236 262
6211431000	Women/girls' surgical gowns of man-made fibres	0	12	0	24
6211439000	Oth garmnt, males, of man-made fibres, oth than surgical gowns	16 215	73 006	69 879	568 935
6211490000	Oth garmnt, males, of oth textiles materials	433	2 251	13 422	105 841
6212101000	Brassieres of cotton	6 913	46 113	54 752	331 581
6212109000	Brassieres of oth textile materials	309 038	2 138 819	1 712 499	13 265 716
6212201000	Girdles & panty-girdles of cotton	4	27	37	724
6212209000	Girdles & panty-girdles of oth textile materials	2 383	20 551	64 287	409 040
6212309000	Corselettes of oth textile materials	9 595	19 381	133 185	412 596
6212901000	Suspenders, garters of cotton	1 074	4 753	6 195	55 727
6212909000	Suspenders, garters of oth textile materials	43 880	447 338	1 276 982	10 004 543
6213200090	Handkerchiefs, of cotton oth than batik	446	56 832	15 813	214 869
6213900099	Handkerchiefs' batik of oth textile materials, oth thn of silk & batik	0	52	0	2 873
6214100010	Shawls, scarves, mufflers, mantillas, veils' batik of silk/silk waste	0	94	0	3 875
6214100090	Shawls, scarves, mufflers, mantillas, veils' not batik of silk/silk waste	1 114	1 938	57 159	276 970
6214200000	Shawl, scarf, muffler, mantilla, veils & the like, of wool/fine animals	71	18 167	10 261	104 195
6214300090	Shawls, scarves, mufflers, mantillas, veils' not batik of synthetic fibr	9 365	497 214	120 141	1 443 728
6214400090	Shawls, scarves, mufflers, mantillas, veils' not batik of artificial fibre	709	4 305	40 016	222 703
6214900010	Shawls, scarves, mufflers, mantillas, veils' batik of textile materials	37	37	176	176
6214900090	Shawls, scarves, mufflers, mantillas, veils' not batik of oth textile ma	9 740	52 635	60 522	432 737
6215100010	Ties, bow ties & cravats' batik of silk or silk waste	0	3	0	512

**I.3. IMPOR MENURUT KOMODITI / IMPORT BY HS COMMODITY**  
**\*\*\* AGUSTUS/AUGUST 2011 \*\*\***

HS	Uraian Komoditi Commodity Description	Berat Bersih / Net Weight (Kg)		Nilai / Value C.I.F (US\$)	
		Bulan ini Current Month	Kumulatif Cum.Jan. to date	Bulan ini Current Month	Kumulatif Cum.Jan. to date
6215100090	Ties, bow ties & cravats' not batik of silk/silk waste	207	2 383	30 134	222 428
6215200090	Ties, bow ties & cravats' not batik of man-made fibres	75	10 153	3 451	182 021
6215900090	Ties, bow ties & cravats of oth textiles materials, oth thn batik	9	72	933	4 942
6216001000	Protective work gloves, mittens & mitts	2 591	23 726	25 359	337 879
6216009100	Oth gloves, mittens of wool/fine animal hair	0	887	0	3 473
6216009200	Oth gloves, mittens of cotton, oth than subheading 6216.00.10	34	3 572	1 148	27 622
6216009900	Oth gloves, mittens of oth textile materials	14 807	91 618	61 181	641 738
6217100000	Accesories of clothing access oth than of heading 62.12	38 299	532 017	676 251	12 338 110
6217900000	Parts of clothing access oth than of heading 62.12	21 894	460 677	703 739	9 927 801
6301100000	Electric blankets	5	283	178	16 042
6301200000	Blankets not electric and travelling rugs, of wool/fine animal hair	10 506	21 552	113 587	243 477
6301300000	Blankets not electric and travelling rugs, of cotton	31 592	596 812	121 110	1 039 221
6301400010	Blankt(oth thn elctrc blankt)&travllng rug,of synthtc fibr,of nonwov	47	2 844	690	16 188
6301400090	Blankt(oth thn elctrc blankt)&travllng rug,of synthtc fibr,oth nonwv	51 596	1 167 883	247 828	2 423 120
6301900010	Oth blankets&travelling rugs, of nonwoven fabrics	17	17	69	69
6301900090	Oth blankets&travelling rugs, oth thn nonwoven fabrics	11 658	19 183	78 477	118 281
6302100000	Bed linen, knitted/crocheted	23	11 587	376	96 776
6302210000	Bed linen, printed of cotton	9 032	88 525	138 314	947 133
6302221000	Bed linen, printed of man-made fibres of nonwoven fabrics	12	12	50	50
6302229000	Bed linen, printed of man-made fibres of woven fabrics	1 773	41 119	11 130	352 788
6302290000	Bed linen, printed of oth textile materials	0	471	0	6 180
6302310000	Oth bed linen of cotton	27 575	346 607	402 557	2 414 165
6302321000	Oth bed linen of man-made fabrics of nonwoven fabrics	10 764	60 499	26 920	148 785
6302329000	Oth bed linen of man-made fabrics of woven fabrics	5 129	38 709	38 917	292 512
6302390000	Oth bed linen of oth textile materials	106	14 808	1 357	7 257
6302400000	Table linen, knitted/crocheted	330	2 749	2 391	12 559
6302510010	Oth table linen's batik of cotton	0	2	0	5
6302510090	Oth table linen's not batik of cotton	859	3 788	14 532	68 303
6302530090	Oth table linen,of man-made fibres oth than batik	9 531	36 694	117 771	372 743
6302590090	Oth table linen not batik of oth txtl materials	0	314	0	7 562
6302600010	Toilet,kitchen linen,of terry towelling /similar terry fabrics batik, of	0	63	0	1 443
6302600090	Toilet,kitchen linen,of terry towelling /similar terry, not batik, of co	385 370	1 974 570	890 517	3 948 910
6302910010	Oth bed linen batik of cotton	0	1	0	3
6302910090	Oth bed linen not batik of cotton	8 629	512 166	35 716	1 775 389
6302930010	Oth linen, of man-made fibres, batik	0	2	0	5
6302930090	Oth linen, of man-made fibres, oth thn batik	4 743	23 556	36 506	144 547
6302990000	Oth linen, of oth textile materials	25 739	41 718	55 633	176 871
6303120000	Curtain, blinds, valances, knitted/ crocheted of synthetic fibres	1 470	15 515	9 172	110 020
6303191000	Curtain,knitted/crocheted,of oth textiles materials,of cotton	0	19	0	1 906
6303199000	Curtain,knitted/crocheted,of oth textiles materials,oth thn cotton	3 129	117 830	11 662	694 721
6303910000	Curtain not knitted/crocheted of cotton	226	451	2 916	5 815
6303920000	Curtain not knitted/crocheted of synthetic fibres	5 248	50 727	22 710	444 198
6303990000	Curtain not knitted/crocheted of oth textile materials	52	6 389	1 540	30 283
6304110000	Bedspreads, knitted/crocheted	0	2	0	95
6304191090	Oth furnshng articl,bedsprd,of cotton, oth thn knitt/crochett,oth tl	2 362	87 663	18 240	661 723
6304192090	Oth furnshng articl,bedsprd,oth nonwvn, oth thn knitt/crochett,oth	0	4 727	0	45 521
6304199010	Oth furnshng artcl,bedsprd,oth thn cttn nonwvn knitt/crochett,bati	0	20	0	82
6304199090	Oth furnshng artcl,bedsprd,oth thn cttn nonwvn knitt/crochett,oth	12	2 412	50	34 308
6304911000	Oth furnshng artcl,oth thn bedsprd,kntt/ crocheted, mosquito nets	5	422 575	2	2 424 732
6304919000	Oth furnshng artcl,oth thn bedsprd,kntt/ crocheted, oth thn mosqu	1 178	1 533	2 707	3 972
6304920000	Oth furnshng artcl,oth thn bedsprd,not knitt/crochet,of cotton	6	7 217	89	70 304
6304930000	Oth furnshng artcl,oth thn bedsprd,not knitt/crochet,of synthtc fibr	7 312	27 366	70 117	226 204
6304990000	Oth furnshng artcl,oth thn bedsprd,not knitt/crochet,of oth txtl mtr	0	157	0	1 054
6305101100	Sack&bag,oth bast fibr head 5303, new,of jute	656 544	6 125 288	672 026	6 923 279
6305101900	Sack&bag,oth bast fibr head 5303, new,oth thn jute	72	35 419	828	113 274
6305102100	Sack&bag,oth bast fibr head 5303, used,of jute	72 000	887 200	9 072	111 789
6305102900	Sack&bag,oth bast fibr head 5303, used,oth thn jute	424	10 530	3 882	39 096
6305200000	Sacks and bags, of cotton	3 134	35 618	61 671	550 791
6305321000	Flexible intermediate bulk containers of nonwovens	130	1 228	2 037	16 923
6305329000	Flexible intermediate bulk containers not knitted/crocheted	5 658	44 970	25 879	205 683
6305331000	Sack,bag of polyethylene/polypropylene strip knitted/crocheted	9	29 929	1 506	87 306
6305332000	Sacks, bags of woven fabrics of strip	10 018	36 980	23 477	81 324
6305339000	Sack,bag of polyethylene/polypropylene strip not knitted/crochete	4 253	64 459	7 300	131 081
6305391000	Oth sacks, bags of nonwovens of polyethylene/polypropilene	2	4 525	14	70 900
6305392000	Oth sacks, bags of knitted/crocheted of polyethylene/polypropilene	6	366	56	13 033
6305399000	Oth sacks,bags of not knitted/crocheted of polyethylene/polypropi	8	2 947	329	56 683
6305901000	Sacks and bags,of oth txtl matr, of hemp of heading 53.05	9 941	19 882	23 480	46 960
6305909000	Oth sacks, bags	19	18 111	174	46 838
6306120000	Tarpaulins, awnings & sunblinds Of synthetic fibres	409 659	6 558 316	387 605	6 165 515
6306199000	Tarpaulins, awnings & sunblinds of oth textile materials :	0	62 565	0	131 358
6306220000	Tents of synthetic fibres	12 728	191 160	96 498	765 887
6306299000	Tents of oth textiles materials oth than cotton	186	2 605	2 070	31 112
6306300000	Sails	0	1	0	18
6306409000	Pneumatic mattresses oth than cotton	0	23 929	0	55 494
6306910000	Oth cmaping goods of cotton	0	44	0	834

**I.3. IMPOR MENURUT KOMODITI / IMPORT BY HS COMMODITY**  
**\*\*\* AGUSTUS/AUGUST 2011 \*\*\***

HS	Uraian Komoditi Commodity Description	Berat Bersih / Net Weight (Kg)		Nilai / Value C.I.F (US\$)	
		Bulan ini Current Month	Kumulatif Cum.Jan. to date	Bulan ini Current Month	Kumulatif Cum.Jan. to date
6306999000	Oth camping goods of oth textile materials, wovens	0	25 011	0	217 336
6307101000	Floor-cloths,dish-cloths,dusters, clean ing cloths of nonwovens	35	37 224	1 046	194 300
6307102000	Floor-cloths,dish-cloths,dusters, clean ing cloths of felts	26	385	239	4 235
6307109000	Floor-cloths,dish-cloths,dusters, clean ing cloths of not felts, wover	19 719	240 433	138 183	1 961 501
6307200000	Life-jackets and life-belts	9 749	42 322	113 817	484 536
6307903000	Umbrella covers in pre-cut triangular form	1	1 058	49	5 286
6307906000	Life harnesses	1 681	25 881	16 230	251 816
6307909000	Oth made up articles	80 846	565 188	901 525	9 054 720
6308000000	Sets consisting of woven fabric & y sets consisting of woven fabric t	8 678	41 788	30 470	227 436
6309000000	Worn clothing & oth worn articles.	26 973	275 364	190 456	1 132 773
6310101000	Used/new rags, sorted	0	1	0	1
6310109000	Scrap twine, cordage, rope and cables worn out articles of those, sc	218 321	4 212 088	165 615	4 632 907
6310901000	Used/new rags, unsorted	0	39	0	886
6310909000	Scrap twine, cordage, rope and cables worn out articles of those, u	2 294	18 772	12 900	137 882
6401100000	Waterproof footwear incorp. protective metal toe-cap with outer s	25 847	285 976	39 610	503 743
6401920000	Waterproof footwear, covering the ankle but not cover the knee,w	4 702	27 907	4 573	56 997
6401990000	Oth waterproof footwear with outer sole plastic by stiching, rivetin	4 488	81 368	25 337	139 058
6402120000	Ski-boots, cross-country ski footwear & snowboard boot with outer	0	14	0	5
6402190000	Sports footwear with outer soles,rubber or plastics	71 729	1 036 660	1 237 375	12 016 065
6402200000	Footwear with upper straps/thongs assemb led to the sole by mear	0	3 657	0	52 012
6402911000	Oth footwear covering the ankle, diving boots	0	2 935	0	91 420
6402919000	Oth footwear covering the ankle, oth than diving boots	4 821	42 552	139 458	586 227
6402990000	Footwear not covering the ankle with outer soles, rubbers, plastics	1 504 517	17 936 151	4 486 603	44 359 658
6403120000	Ski-boots, cross-country ski footwear & snowboard boot, outer sok	4	4	157	157
6403191000	Sports footwear fitted with studs, bar & the like,foot ball,running,g	0	3 946	0	147 606
6403199000	Sports footwear not fitted with studs, bar & the like	48 593	238 158	832 343	3 993 311
6403200000	Footwear,outer soles of leather, uppers of leather straps accros,ins	1 171	3 417	25 873	129 800
6403400000	Footwear,incorp. a protective metal toe -cap base/platform of woc	187 044	1 219 105	1 943 429	12 464 241
6403510000	Oth footwear with outer sole of leather covering the ankle	3 216	9 228	46 161	180 732
6403590000	Oth footwear with outer sole of leather oth thn covering the ankle	11 052	165 046	85 331	883 293
6403910000	Oth footwear covering the ankle	4 833	38 637	208 443	685 247
6403990000	Oth footwear oth thn covering the ankle	63 958	612 044	1 363 691	12 694 377
6404111000	Footwear with outer sole f rubbr/plastic sprt footwtr fitt w spik, clea	0	3 250	0	119 836
6404119000	Footwear with outer sole f rubbr/plastic sprt footwtr fitt w/o spik, cl	36 500	392 895	596 348	4 139 850
6404190000	Sports footwear for oth purposes with outer incl. textile materials	79 630	1 350 310	710 908	8 582 922
6404200000	Footwear with outer soles of leather/ composition leather	0	71 929	0	532 929
6405100000	Oth footwear, with uppers of leather/ composition leather	3 260	152 363	208 515	1 555 950
6405200000	Oth footwear,with uppers of oth textile materials	4 027	20 394	67 622	341 944
6405900000	Oth footwear	127 666	763 785	327 882	2 508 064
6406101000	Uppers & parts thereof, oth than stif feners of metal	18 274	491 328	80 678	1 720 219
6406109000	Uppers & parts thereof, oth than stif feners of oth than metal	172 187	1 665 393	2 061 406	22 108 789
6406200000	Parts of footwear with outer soles & heels, of rubber/plastics	666 910	7 660 331	3 539 930	43 040 684
6406910000	Parts of footwear of wood	41	2 340	472	16 442
6406991100	Oth part of footwear of oth materials of iron/steel	8 750	558 813	196 102	4 894 389
6406991200	Oth part of footwear of oth materials of copper	0	1 014	0	5 193
6406991900	Oth part of footwear of oth materials oth thn iron/steel, copper	28 721	493 453	213 232	3 360 985
6406992100	Oth part of footwear of oth materials of rubber/plastic in-soles	68 062	488 023	338 589	2 877 216
6406992900	Oth part of footwear of oth materials of rubber/plastic out-soles	185 247	1 334 175	2 196 418	16 871 456
6406999000	Oth parts of footwear	176 680	2 011 369	1 655 548	19 810 830
6501000000	Hat-forms,bodies,hood of felt,not block shape, not brims, plateoux	95	907	1 861	14 826
6502000000	Hat-shapes, plaited, by assembling strip of any material, no block sh	0	9 387	0	34 751
6504000000	Hats,oth headgear/plaited,by assembling strips of any material, trir	2 615	40 718	13 741	194 608
6505100000	Hat&oth headgear, knitt/crochet, hair-nets	3 395	52 030	44 121	731 106
6505900000	Hat&oth headgear, knitt/crochet, oth than hair-nets	10 559	167 104	200 239	2 376 368
6506101000	Protective helmets for motorcyclists whether/not lined/trimmed	8 329	116 068	50 466	514 673
6506102000	Industrial safety helmets, oth than steel helmets whether/not lined	14 983	171 044	152 600	1 337 167
6506103000	Steel helmets	38	5 101	1 482	12 729
6506109000	Oth safety headgear	24 770	396 122	228 331	2 008 492
6506910000	Oth headgear of rubber/of plastics	5 426	17 804	17 225	106 118
6506991000	Nonwoven disposable headgear of oth materials	3	3	271	271
6506999000	Nonwoven oth than disposable headgear of oth materials	31 242	79 010	48 297	165 879
6507000000	Head-band,lining,cover,hat foundation, hat frame,peak&chinstrap,	16 683	176 979	223 809	1 890 265
6601100000	Garden/similar umbrellas	10 581	172 602	21 248	306 167
6601910000	Umbrellas having a telescopic shaft	81 476	425 760	112 391	841 489
6601990000	Umbrellas not having a telescopic shaft	781 150	5 379 036	1 176 446	8 242 356
6602000000	Walking-sticks, seat-sticks, whips, riding crops & the like.	1 170	49 236	4 158	169 054
6603200000	Umbrella frames, including frames mounted on shafts (sticks)	43 815	586 824	79 285	985 750
6603901000	Parts for articles of heading 66.01	11 196	184 827	19 532	270 900
6603902000	Parts for articles of heading 66.02	0	1	0	377
6701000000	Skin&oth part f bird w their feathr/ down, feathr/down,feathr,part	37	28 721	7 426	716 396
6702100000	Artificial flower, foliage,fruit, parts of plastics	129 619	1 051 314	319 957	3 099 079
6702900000	Artificial flower, foliage,fruit, parts of oth materials	8 500	375 339	83 317	1 344 247
6703000000	Human hair, dressed, thinned,bleached, othwise worked for wigs/t	8 120	46 537	383 615	3 967 240
6704110000	Complete wigs of synthetic materials	228	3 745	1 115	103 044
6704190000	False beards, eyebrows,eyelashes,switch es of synthetic materials	130	29 233	1 800	446 749



**I.3. IMPOR MENURUT KOMODITI / IMPORT BY HS COMMODITY**  
**\*\*\* AGUSTUS/AUGUST 2011 \*\*\***

HS	Uraian Komoditi Commodity Description	Berat Bersih / Net Weight (Kg)		Nilai / Value C.I.F (US\$)	
		Bulan ini Current Month	Kumulatif Cum.Jan. to date	Bulan ini Current Month	Kumulatif Cum.Jan. to date
6704200000	Wigs, false beards, eyebrows,eyelashes, of human hair	0	1 931	0	34 102
6704900000	Wigs, false beards, eyebrows,eyelashes, of oth materials	8 918	47 143	101 392	622 122
6801000000	Setts, curbstones & flagstones, of natural stone (except slate)	2	1 127 648	690	200 177
6802100000	Tiles, cubes,similar articles, square <7 cm, art. colored, chipping & f	79 557	149 349	27 702	130 344
6802210000	Marble, travertine & alabaster, simply cut/sawn a flat/even surface	880 427	9 610 221	288 124	2 992 276
6802230010	Oth monumntl/buildng ston&artcl thereof, granite polished slabs	1 136 541	8 996 091	336 517	3 236 569
6802230090	Oth monumntl/buildng ston&artcl thereof, granite oth thn polishec	434 507	1 327 876	210 953	778 540
6802290000	Monumental/building stone, simply cut/sawn a flat/even surface	69 235	327 551	32 414	118 219
6802910000	Marble, travertine & alabaster, futher worked	1 433 111	9 008 263	407 821	2 441 554
6802920000	Calcareous stone, further worked	20 000	20 000	12 585	12 585
6802930000	Granite further worked	1 316 145	8 340 689	496 426	2 817 520
6802990000	Monumental/building stone, further worked	79 072	371 767	23 799	149 914
6803000010	Slate(work&article/of agglomerat) slabs/roofing slates	58	13 971	228	14 300
6803000090	Slate(work&article/of agglomerat) oth thn slabs/roofing slates	25 374	319 508	33 047	143 667
6804100000	Millstones & grindstones for milling, grinding/pulping	486 241	5 210 627	1 086 583	11 436 579
6804210000	Millstones, grindstones, grinding of agglomerated synthetic/natura	97 618	1 066 268	437 141	5 494 651
6804220000	Oth millstone,grindstone,grinding wheel& the like of oth agglomer	622 239	4 390 266	1 827 267	16 431 955
6804230000	Oth millstone,grindstone,grinding wheel& the like of natural stone	232 976	1 935 165	375 457	2 413 011
6804300000	Hand sharpening/polishing stones	275 483	2 647 111	201 699	2 112 320
6805100000	Natural, art. abrasive powder,grain on a base of woven textile fabri	239 889	2 527 295	1 375 555	9 936 674
6805201000	Polishing discs on base of paper/ paperboard only	47 333	262 437	130 340	933 302
6805209000	Oth natural abrasive on base of paper or paperboard only	188 839	2 015 828	404 525	4 414 266
6805300010	Abrasiv powder/grain,natural/artificial, base of oth materl,polishin	27 664	403 485	104 256	1 461 872
6805300090	Abrasiv powder/grain,natural/artificial, base of oth materl,oth thn j	74 821	629 888	255 861	2 024 767
6806100000	Slag wool, rock wool & similar mineral wools, in bulk, sheets/rolls	596 689	7 610 201	1 266 917	10 189 081
6806200000	Exfoliated vermiculite, expanded clays, foamed slag,similar exp.mir	12 501	170 401	28 112	309 697
6806900000	Insulating, sound-insulating/sound- absorbing mineral materials	220 179	2 816 509	557 408	6 466 972
6807100000	Articles of asphalt/of similar material in rolls	497 148	4 546 772	352 612	3 251 124
6807900000	Oth articles asphalt/similar material s	805 458	6 457 752	630 460	5 231 071
6808000000	Panels, boards, tiles, & similar art. of vegetable fibre, agg with cem	136 392	1 723 933	136 339	1 007 960
6809110000	Boards, sheets faced, reinforced with paper/board only	4 181 580	24 719 713	737 891	4 318 092
6809190000	Board, sheet not faced, reinforced with paper/board only	2 043 743	18 008 448	408 882	3 927 197
6809909000	Articles of plaster/of compositions based on plaster oth than denta	1 785	5 121	5 829	12 702
6810110000	Tile,flagstone,brickssimilar article building blocks & bricks	57 525	915 690	41 758	574 182
6810190000	Tile,flagstone,brickssimilar article oth thn building block&brick	766 407	1 221 629	246 198	1 519 733
6810910010	Prefabrcat structrl componnt for build/ civil engineering concrete b	1 363 054	3 234 741	193 595	509 386
6810910090	Prefabrcat structrl componnt for build/ civil engineer oth thn concr	600	3 495 251	1 440	730 779
6810990010	Cassions	16 642	38 113	25 033	57 071
6810990090	Oth prefabricated structural component	26 574	688 403	27 636	129 406
6811400000	Article of cemnt,cellulosefibr/the like containing asbestos	65 709	335 178	45 133	161 018
6811810000	Article of cemnt,cellulosefibr/the like not containing asbestos corr	0	21 128	0	22 440
6811820000	Article of cemnt,cellulosefibr/the like oth sheet,panel,tile&similar a	845 694	7 303 781	257 877	2 154 321
6811830000	Article of cemnt,cellulosefibr/the like tubes, pipes and tubes/pipe f	4 985	52 548	21 728	1 138 327
6811890000	Oth article of cement, cellulosefiber/the like	29 040	176 108	66 081	880 083
6812801000	Cloth&accessori,paper,millboard&felt, fabricated crocidolite fibres	842	13 086	5 943	105 581
6812809000	Oth thn cloth&accessori,millboard&felt, paper,fabricated crocidolit	107 682	692 323	1 017 768	7 401 611
6812910000	Oth fabricat asbestos fibres:mix with a asbestos,cloth&accessr,foot	1 293	17 469	3 472	77 903
6812920000	Oth fabricat asbestos fibres:mix with a asbestos,paper,millboard&f	0	24 994	0	135 690
6812930000	Oth fabricat asbestos fibres:mix with a asbstos,compres fbrs joint,i	46 504	758 361	138 546	796 447
6812991000	Oth fabricat asbestos fibres:mix with a asbests,cloth&accessori,pa	636	21 882	12 787	106 877
6812999000	Oth fabricat asbestos fibres:mix with a asbestos,oth woven/knitted	70 340	964 285	219 890	1 713 282
6813200000	Friction material and articles thereof containing asbestos	26 248	336 814	116 045	1 268 802
6813810000	Friction material&article thereof not containing asbestos brake linii	214 555	1 003 333	1 543 572	11 327 603
6813890000	Friction material&article thereof not containng asbests oth brake li	120 902	889 725	1 936 155	14 210 045
6814100010	Worked mica & articles of mica, agglome rated,sheets,strips, simply	24 868	162 390	60 482	518 655
6814100090	Oth worked mica & articles of mica, agglomerated, reconstituted	4 919	105 117	3 518	134 813
6814900010	Worked mica & articles of mica, in rolls & pieces, simply cut to sha	0	14 179	0	57 348
6814900090	Oths worked mica & articles of mica	227	5 270	23 450	323 099
6815101000	Yarn/thread non-electrical articles graphite/carbon	3 436	54 403	289 482	2 121 683
6815102000	Bricks, paving slabs, floor tiles, etc non electrical articles graphite/c	75 355	838 413	7 813	288 160
6815109000	Oth non electrical articles graphite or carbon	19 847	112 714	132 808	1 254 262
6815200000	Articles of peat	0	3 362	0	14 575
6815910000	Articles of stone, contents magnesite, dolomite/chromite	139 706	697 877	119 496	589 093
6815990000	Oth articles of stone,oth thn content magnesite,dolomite/chromite	20 866	223 491	99 499	912 819
6901000000	Bricks,blocks,tiles & oth ceramic goods of siliceous fossil meals/of s	0	2 138	0	37 474
6902100000	Goods of siliceous cont by weight, singly/together mg,ca,cr > 50%	3 220 484	17 160 729	2 445 751	13 249 571
6902200000	Goods of siliceous cont by weight, singly/together alumina,silika > !	539 984	14 559 790	1 239 712	17 663 876
6902900000	Goods of siliceous cont by weight, of oth metals compound	5 874 425	23 821 481	4 230 715	19 013 105
6903100000	Oth refractory ceramic goods cont by weight, graphite/carbon > 50	5 297	96 891	40 355	561 771
6903200000	Oth refractory ceramic goods cont by weight, alumina/silika > 50%	229 363	1 032 615	437 913	2 629 525
6903900000	Oth refractory ceramic goods cont by weight, oth metal compound	526 211	3 135 328	1 010 298	10 111 688
6904100000	Ceramics building bricks	0	523	0	2 782
6904900000	Flooring blocks, support/filler tiles & the like	0	51 254	0	118 877
6905100000	Roofing tiles of ceramic	2 507	495 657	67 435	426 101
6905901000	Lining bricks for ball mills lining bricks for ball mills	0	5 698	0	26 355

**I.3. IMPOR MENURUT KOMODITI / IMPORT BY HS COMMODITY**  
**\*\*\* AGUSTUS/AUGUST 2011 \*\*\***

HS	Uraian Komoditi Commodity Description	Berat Bersih / Net Weight (Kg)		Nilai / Value C.I.F (US\$)	
		Bulan ini Current Month	Kumulatif Cum.Jan. to date	Bulan ini Current Month	Kumulatif Cum.Jan. to date
6905909000	Chimney-pots,cowls,chimney liners, archi tectural ornaments & oth	86	77 607	103	385 660
6906000000	Ceramic pipes, conduits, guttering, pipe fittings.	0	3 006	0	42 646
6907100000	Tile,cube&similar article,whether/not rectangular,circle <7cm	0	702	0	3 528
6907900000	Oth thn tile,cube&similar article, whether/not rectangular,circle<7c	21 445 441	175 403 194	6 491 312	52 378 388
6908100000	Oth thn tile,cube&similar article, whether/not rectangular,circle>=7c	707 640	5 523 720	197 551	1 505 787
6908901000	Oth thn tile,cube&similar articl,whethr/ not rectangular,circle>=7cr	437 322	1 968 604	82 468	539 260
6908909000	Oth tiles	4 523 241	41 061 139	1 466 138	12 923 111
6909110000	Ceramic wares for laboratory, chemical or oth technical of porcelai	177 916	1 670 733	366 726	2 932 944
6909120000	Ceramic wares having a hardness >= 9 the mohs scale	794 288	4 621 286	718 957	4 580 831
6909190000	Oth ceramic wares for laboratory, chemical/oth technical uses	135 600	959 255	443 903	3 620 880
6909900000	Ceramic trough,tub,used in agriculture ceramic pots, jars for packir	2 486	79 094	46 054	317 818
6910100000	Ceramic sinks, wash basins, wash basin of porcelain/china	662 662	6 148 583	632 299	5 209 806
6910900000	Ceramic sinks, wash basins, wash basin of oth than porcelain/china	136 757	1 487 253	199 872	1 917 878
6911100000	Tableware & kitchenware of porcelain/ china	1 324 200	15 361 733	869 675	7 822 524
6911900000	Oth household, toilet articles of porcelain/china	36	124 182	226	122 058
6912000000	Tableware & kitchenware, oth household toilet art, oth than porcel	77 201	506 982	105 326	744 708
6913100000	Statuettes & oth ornamental ceramic art. of porcelain/china	156 629	763 387	154 066	672 849
6913900000	Statuettes & oth ornamental ceramic art. of oth than porcelain/chii	37 534	180 193	34 824	219 429
6914100000	Oth ceramic articles of porcelain/ china	41 655	246 940	46 495	461 881
6914900000	Oth ceramic articles of oth than porcelain/china	1 037 236	1 133 772	1 558 827	2 237 302
7001000000	Cullet & oth waste & scrap of glass; glass in the mass.	2 344 611	38 512 082	187 304	2 761 573
7002100000	Glass in balls	10 069	32 736	28 018	122 054
7002200000	Glass in rods	0	198 905	0	315 365
7002311000	Fused quartz/oth fused silica for vacuum tubes	601	2 440	3 602	53 266
7002319010	Fused quartz/oth fused silica for enamel glass	0	77 617	0	44 613
7002319090	Glass in ball,tube of fused quartz/oth fuse silica,oth thn boro silict g	56 831	689 983	41 062	1 563 954
7002329010	Glass having a linear coefficient 0-300 celcius for venamel glass	572 876	3 917 554	1 073 304	7 515 875
7002329090	Glass having a linear coefficient 0-300 celc oth thn vacum/boro silic	29 369	175 635	40 997	254 092
7002391000	Oth transparent neutral glass for vacuum tubes	90	2 840	4 319	17 106
7002399010	Oth transparent neutral glass for enamel glass	0	4 811	0	19 710
7002399090	Oth glass having linear coeff. 0-300c oth thn vacum&boro silict glas	27 941	123 772	83 544	374 166
7003121000	Optical colored glass, not optically worked	20	16 466	2 993	175 910
7003122000	Non wired sheets,in squares/rectangular shape incl.1,2,3,4 corners	25 348	298 676	320 038	2 539 688
7003129000	Oth non-wired sheets colored glass	123 095	123 583	52 613	53 343
7003191000	Optical glass, not optically worked oth colored	0	3	0	14
7003199000	Oth non-wired sheets not colored glass or profiles	261 003	2 055 262	493 222	3 835 482
7003200000	Cast glass and rolled glass, wired sheets	7	120	45	1 112
7003300000	Cast glass and rolled glass, profiles	219	2 228	900	10 834
7004201000	Optical drawn,blown glass,not optically worked opacified, flashed,	0	14	0	430
7004209000	Optical drawn, blown glass, optically worked,flashed,opacified, abs	1 931	10 826	58 483	348 670
7004909000	Oth optical drawn,blown glass,optically worked,flashed,opacified, z	266 442	1 937 883	112 535	757 790
7005109000	Float glass in sheet, optically worked flashed, opacified, absorbent	104 535	344 300	95 060	326 522
7005211000	Oth non-wired glass, colored, opacified optical glass, not optically v	0	224 377	0	241 315
7005219000	Oth non-wired glass, colored, optically worked, flashed, opacified	416 558	4 800 858	216 558	2 241 815
7005291000	Oth non-wired glass, not colored, not optically worked	113 521	1 030 809	35 167	388 436
7005299000	Oth non-wired glass, not colored, optically worked	268 791	959 681	154 726	651 109
7005300000	Float glas&surface ground/polish glas, wired glass	0	18 090	0	27 527
7006001000	Optical glass, not optically worked for glass of heading 70,03,70.04,	19 348	32 753	64 849	72 699
7006009000	Optical glass, optically worked for glass of heading 70,03,70.04,70.0	214 738	1 697 966	224 389	2 187 971
7007111000	Toughened (tempered) safety glass suitable for vehicles of chapter	81 799	731 485	447 816	3 775 936
7007113000	Toughened (tempered) safety glass suitable for railway/tramway, c	0	212	0	3 183
7007114000	Toughened (tempered) safety glass suitable for ships,boats,floatin	1 792	5 490	10 673	17 614
7007191000	Toughened (tempered) safety glass suitable for earth moving mact	95	881	9 588	31 317
7007199000	Toughened (tempered) safety glass suitable for oth machinery	55 170	955 269	50 387	934 752
7007211000	Laminated safety glass suitable for vehicles of chapter 87	24 654	259 469	115 687	1 138 226
7007212000	Laminated safety glass suitable for aircraft/spacecraft of chapter 8	0	256	0	5 580
7007213000	Laminated safety glass suitable for rail way/tramway locomotives, c	0	5	0	459
7007291000	Laminated safety glass suitable for earth moving machinery	16	206	448	6 303
7007299000	Laminated safety glass suitable for oth machinery	1 052	213 619	27 330	552 960
7008000000	Multiple-walled insulating units of glass.	97 950	1 657 215	139 724	2 398 073
7009100000	Rear-view mirrors for vehicles	173 144	1 436 483	1 352 848	10 880 936
7009910000	Glass mirros, unframed	534 757	5 676 606	850 719	6 365 061
7009920000	Glass mirros, framed	58 048	632 174	174 607	1 828 664
7010100000	Ampoules of glass	2 266	265 374	8 416	1 754 083
7010200000	Stoppers, lids & oth closures of glass	2 936	69 762	14 304	451 799
7010901000	Carboys, demijohns & bottles for inject ables of a capacity > 1 ltr, o	3	6 470	32	12 089
7010902000	Bottles & vials for antibiotics, serums & oth injectables of capacity	368 941	1 802 161	654 577	2 418 260
7010903000	Oth bottles for intravenous fluids of glass	65 740	573 234	124 633	985 424
7010909000	Flask, jars, pots, phials, oth container of glass	4 027 444	59 794 522	3 184 614	34 661 120
7011101000	Stem for electric lighting	13 006	50 093	61 022	257 696
7011109000	Glass envelops for electric lighting oth than stem	633 471	3 695 519	680 743	4 399 003
7011201000	Television tubes, cathode-ray tubes	5 926 793	50 093 048	4 619 692	39 003 079
7011209000	Cathode-ray tubes, oth than television	0	84 079	0	220 174
7011900000	Oth glass envelops, bulbs,tubes,open & glass parts thrf, without fi	33	23 122	3 720	124 141
7013100000	Glassware of a kind used for table, kitchen, toilet, office of glass-cei	65 523	1 111 475	154 462	1 883 653

**I.3. IMPOR MENURUT KOMODITI / IMPORT BY HS COMMODITY**  
**\*\*\* AGUSTUS/AUGUST 2011 \*\*\***

HS	Uraian Komoditi Commodity Description	Berat Bersih / Net Weight (Kg)		Nilai / Value C.I.F (US\$)	
		Bulan ini Current Month	Kumulatif Cum.Jan. to date	Bulan ini Current Month	Kumulatif Cum.Jan. to date
7013220000	Stemware drinking glasses, of lead crystal	0	316	0	4 955
7013280000	Stemware drinking glasses, neither glass-ceramics nor lead crystal	66 612	984 508	148 951	1 584 539
7013370000	Other drinking glasses, neither glass-ceramics nor lead crystal	148 631	1 697 580	323 747	2 997 256
7013410000	Glassware for table (not drinking glass) kitchen purposes, of lead cr	3	2 435	313	7 306
7013420000	Glassware for table (not drinking glass) ktchn,linear coef<5x10-6/Kel	132	145 870	1 008	137 870
7013490000	Oth glassware for table(not drink glass) kitchen purposes, not cerar	260 389	2 081 244	409 372	3 629 393
7013910000	Other glassware of lead crystal	170	2 936	691	17 754
7013990000	Other glassware	814 564	7 010 000	1 283 199	9 767 663
7014001000	Signalling glassware & optical element for motor vehicles	7 469	23 609	11 143	80 634
7014009010	Lighthouse lamp,ship/locomotive/railway lantern, aircraft, beacons	24 685	41 963	131 887	273 867
7014009090	Other signalling glassware & optical elements of glass, not optically	2 529	35 639	13 485	198 197
7015100000	Glasses for corrective spectacles	1 805	89 840	49 407	1 671 143
7015901000	Clock or watch glasses	192 000	1 378 859	45 024	341 058
7015909000	Glasses for non-corrective spectacles; hollow glass spheres & their	1 751	15 133	3 008	169 242
7016100000	Glass cubes & oth glass smallwares, for mosaics or decorative purp	52 551	645 572	121 947	697 516
7016900000	Oth articles of moulded glass; leaded lights; multicellular & smlr for	2 065 222	13 008 944	923 326	6 575 261
7017101000	Quartz reactor tubes and holders, for production of semiconductor	7 000	35 289	20 155	109 589
7017109000	Other laboratory or pharmaceutical of fused quartz or oth fused sil	16 406	104 428	232 680	1 591 325
7017200000	Laboratry, hygienic/pharmaceutical with coef< 5x10-6/kelvin, 0 - 30	2 284	43 016	57 617	442 116
7017900000	Laboratory, hygienic/pharmaceutical glassware, fused quartz/oth fi	3 425	49 417	83 301	700 615
7018100000	Glass beads, imitation pearls, imitation precious & glass smallwares	255 227	2 615 491	526 503	4 846 583
7018200000	Glass microspheres <=1mm in diameter	38 000	314 142	79 872	251 378
7018900000	Glass eyes, not prsthtc artcls, ornamnt of lamp-worked glass,not irr	18 383	428 075	90 490	1 144 098
7019110000	Chopped strands,of a length <= 50 mm	102 063	1 090 494	271 377	2 294 872
7019120000	Rovings of glass fibres	271 842	3 587 304	303 106	3 091 176
7019191000	Yarn of glass fibres	30 430	200 335	67 474	445 818
7019199000	Sliver & chopped strand of glass fibers	115 323	916 474	263 694	3 060 428
7019310000	Mats of glass fibres	827 800	5 602 947	1 175 936	7 855 918
7019320000	Thin sheets (voiles) of glass fibres	63 937	236 909	90 238	597 383
7019391000	Asphalt/coal-tar impregnatd glass-fibre outerwrap for pipelines	369 140	550 036	739 819	1 106 970
7019399000	Mattresses, boards and similar nonwoven products of glass fibres	287 353	2 646 613	326 257	4 275 315
7019400000	Woven fabrics of glass fibres rovings	147 143	1 211 614	210 707	1 759 356
7019510000	Oth woven fabric,of a width <= 30 cm	6 062	25 468	18 568	169 975
7019520000	Oth woven fabric,of a width > 30 cm plain weave, of single yarn	540	31 300	6 696	96 526
7019590000	Oth woven fabric,of a width > 30 cm	43 809	176 960	135 537	608 958
7019903000	Escape chutes of glass fibres	45	68	996	2 286
7019909000	Other articles of glass fibres	170 909	2 894 823	300 817	4 509 161
7020001100	Glass moulds for the manufacture of acrylic goods	67 017	323 441	116 020	523 900
7020001900	Glass moulds for other purposes	1 276	33 671	42 918	608 985
7020002000	Quartz reactor tubes & holders designed for production of semicon	7 676	8 063	43 769	53 014
7020009000	Other articles of glass.	316 861	3 292 300	526 966	6 218 533
7101100000	Natural pearls	590	596	10 150	14 336
7101220000	Cultured pearls, worked	0	13	0	892
7103910000	Rubies, sapphires & emeralds, worked	0	200	0	175 836
7103990000	Other precious stones, worked	6	36	224	1 108
7104101000	Piezo-electric quartz, unworked	0	2	0	577
7104102000	Piezo-electric quartz, worked	1 155	10 815	28 723	245 805
7104900000	Other synthetic precious stones, worked	266	17 527	7 288	150 832
7105100000	Dust and powder of diamonds	232	870	81 501	277 641
7105900000	Dust & powder of other natural or synthetic precious/semi preciou	5	220	825	5 845
7106100000	Silver powder	4 215	23 186	16 715	157 828
7106910000	Silver, unwrought	2 035	23 689	1 480 010	13 313 778
7106920000	Silver, semi-manufactured	2 054	14 391	542 227	5 090 993
7107000000	Base metals clad with silver,not further worked than semi-manufac	164	24 990	183 384	1 050 908
7108121000	Gold in lumps, ingots or cast bars	38	632	2 226 756	19 642 188
7108129000	Gold in other unwrought forms :	627	5 430	896 971	13 176 040
7108130000	Gold,non monetary,oth semi-manufactured form	55	1 153	602 548	4 101 618
7109000000	Base metals/silver,clad with gold not further worked than semi-ma	18	47	332 611	575 975
7110111000	Platinum, in lumps, ingots, cast bars, powder or sponge	0	169	0	929
7110119000	Platinum in oth form, unwrought	1	364	13	1 034
7110190000	Platinum, wrought	0	165	0	32 451
7110212000	Palladium in lumps, ingots, cast bars, powder or sponge	5	200	217	117 089
7110219000	Palladium, unwrouht, in other form	223	1 011	1 128	7 221
7110319000	Rhodium, unwrouht, in other form	0	5	0	234
7110411000	Iridium, osmium & ruthenium in lumps ingots,cast bars,powder or :	0	773	0	22 583
7110419000	Iridium, osmium and ruthenium, in other forms, unwrought	1 754	14 734	9 124	97 150
7110490000	Iridium, osmium & ruthenium, wrought	0	1 899	0	35 583
7111009000	Base metals, clad with platinum semi-manufactured	0	187	0	53 542
7112999000	Waste & scrap of oth precious metal	0	457	0	11 719
7113111000	Parts of jewellery of silver	297	2 240	1 281 342	7 579 557
7113119000	Jewellery of silver	37	1 213	4 515	579 652
7113191000	Parts of jewellery of other precious metal	485	1 231	8 812	11 076
7113199000	Jewellery of other precious metal	1 067	21 776	10 809	133 036
7113201000	Parts of jewellery of base metal, clad with precious metal	0	2	0	3 164
7113209000	Jewellery of base metal, clad with precious metal	1 282	84 247	6 542	96 505

**I.3. IMPOR MENURUT KOMODITI / IMPORT BY HS COMMODITY**  
**\*\*\* AGUSTUS/AUGUST 2011 \*\*\***

HS	Uraian Komoditi Commodity Description	Berat Bersih / Net Weight (Kg)		Nilai / Value C.I.F (US\$)	
		Bulan ini Current Month	Kumulatif Cum.Jan. to date	Bulan ini Current Month	Kumulatif Cum.Jan. to date
7114110000	Articles of silversmiths wares of silver, whether or not plated or cla	29	177	2 675	54 955
7114200000	Articles of goldsmiths wares of base metals, clad with precious met	0	1 744	0	1 939
7115100000	Catalysts of platinum, in the form of wire cloth or grill	0	531	0	24 663
7115901000	Other articles of golds or silver	24 715	237 849	1 230 775	13 793 475
7115902000	Other articles of metal clad with gold or silver	0	5	0	53 147
7115909000	Oth articles of precious metal/of metal clad with precious metal	4	1 002	304	50 172
7116200000	Articles of precious/semi-precious stones(natural/synthetic/recons	0	26	0	33 761
7117111000	Parts cuff-links and studs, of base metal, whether or not plated	0	1 547	0	68 039
7117119000	Cuff-links and studs of base metal whether/not plated with preciou	2 174	65 285	22 040	324 926
7117191000	Bangles of base metal, whether or not plated with precious metal	6 751	49 488	21 473	177 122
7117192000	Parts of oth imitation jewellery of base metal, whether or not plate	15 037	32 637	25 093	150 144
7117199000	Other imitation jewellery of base metal whether or not plated	203 915	3 165 141	669 165	9 064 478
7117901000	Bangles	1 878	44 817	7 554	229 145
7117902000	Other imitation jewellery	107 602	1 386 742	620 063	5 839 795
7117909000	Parts of imitation jewellery	23 663	126 861	52 538	415 591
7118101000	Silver coin, not being legal tender	3	994	178	5 769
7118109000	Oth coin (not gold coin), not being legal tender	742	149 318	1 410	612 184
7118909000	Oth coin (oth than gold/silver coin)	0	492	0	4 163
7201100000	Non-alloy pig iron cont. by weight 0.5% or less of phosphorus	492 060	24 415 618	560 204	10 472 793
7201200000	Non-alloy pig iron cont. by weight more than 0.5% of phosphorus	0	77 754	0	337 280
7201500000	Alloy pig iron; spiegeleisen	29	16 050 613	2 756	8 727 013
7202110000	Ferro-manganese, cont. by weight more than 2% of carbon	834 462	5 389 959	1 065 730	7 420 109
7202190000	Ferro-manganese, cont. by weight <= than 2% of carbon	236 380	2 214 949	511 880	3 670 516
7202210000	Ferro-silicon, cont. by weight more than 55% of silicon	1 084 240	11 017 843	1 573 872	17 090 370
7202290000	Ferro-silicon, cont. by weight <= than 55% of silicon	196 584	1 790 414	483 645	4 537 492
7202300000	Ferro-silico-manganese	954 000	12 462 704	1 167 050	15 130 336
7202410000	Ferro-chromium, cont. by weight more than 4% of carbon	30 747	646 401	109 410	1 474 487
7202490000	Ferro-chromium, cont. by weight <= than 4% of carbon	16 604	130 173	61 208	424 447
7202600000	Ferro-nickel	0	26 175	0	698 796
7202700000	Ferro-molybdenum	758	182 856	6 936	3 628 161
7202800000	Ferro-tungsten & ferro-silico-tungsten	0	871	0	11 614
7202910000	Ferro-titanium and ferro-silico-titanium	5 967	52 917	43 262	335 093
7202920000	Ferro-vanadium	3 000	47 587	76 113	1 115 574
7202930000	Ferro-niobium	0	64 202	0	1 709 414
7202990000	Other ferro-alloys	110 290	1 843 770	363 160	5 033 367
7203100000	Ferrous products obtained by direct reduction of iron ore	1 557 898	116 910 575	951 289	53 243 165
7203900000	Other ferrous products	8 506	12 084	75 090	87 495
7204100000	Waste and scrap of cast iron	1 471 589	8 774 535	760 439	4 124 540
7204210000	Waste and scrap of stainless steel	0	199 836	0	184 059
7204290000	Waste and scrap of oth alloy steel	26 363 475	304 375 713	12 689 284	147 730 982
7204300000	Waste & scrap of tinned iron or steel	296 820	12 985 919	202 140	6 934 141
7204410000	Turnings,shavings,chips,milling waste, sawdust,filings,trimmings &	1 535 997	8 235 356	646 061	3 347 114
7204490000	Other ferrous waste and scrap :	137 966 220	1 088 944 250	61 298 630	472 129 840
7204500000	Remelting scrap ingots	0	15 554	0	119 412
7205100000	Granules of pig iron, spiegeleison, iron or steel	701 856	5 296 625	793 597	5 797 598
7205210000	Powder of alloy steel	89 053	1 214 408	271 957	2 336 216
7205290000	Powder of pig iron, spiegeleison, iron or steel (oth than alloy steel)	104 105	1 657 506	219 124	3 139 072
7206101000	Iron and non-alloy in ingots containing by weight > 0.6% of carbon	5 649	13 395 151	5 436	11 117 585
7206109000	Iron and non-alloy in ingots containing by weight <= 0.6% of carbor	803 342	9 069 378	809 204	6 638 451
7206900000	Iron and non-alloy in primary form other than ingots	63 912	949 873	166 197	1 563 078
7207110000	Semi-finished iron/non-alloy cont. < 0,25% carbon ,rectnglr,square	36 181 948	211 226 293	25 151 450	139 359 893
7207121000	Slabs of iron/non alloy, cont.< 0,25% of carbon, other than square	41 911 940	1 071 035 439	30 584 794	726 383 238
7207129000	Oth semi-finished iron/non-alloy cont.< 0,25% carbon ,rectnglr,not	248 965	10 142 093	447 196	8 809 716
7207190000	Oth semi-finished iron/non-alloy cont.< 0,25% of carbon	8 436 967	32 994 260	8 968 348	48 184 342
7207201100	Slabs of iron/non alloy,cont.by weight > 0.6% of carbon	1	1 804 015	233	1 784 894
7207201900	Oth semi-finished iron/non-alloy cont. by weight > 0,6% of carbon	6 000 000	9 829 764	4 110 000	7 294 563
7207209100	Slabs of iron/non alloy,cont.by weight 0,25% <= carbon <= 0.6%	107 790	987 728	126 789	1 208 017
7207209900	Oth semi-finished iron/non-alloy cont.by weight 0,25% <= carbon <	66 880	1 649 278	170 939	4 709 215
7208100000	Flat-rolled iron/nas,HRC,relief width > 600 mm	216 121	10 221 813	363 309	8 626 753
7208251000	Flat-rolled iron/nas,HRC,pickled,width> 600 mm, thick >= 4.75 mm	132 661	158 681	167 232	211 031
7208259000	Flat-rolled iron/nas,HRC,pickled,width> 600 mm,thick>= 4.75 mm,r	2 858 526	25 242 698	2 630 840	22 524 619
7208260000	Flat-rolled iron/nas,HRC,pickled,width> 600,thick > 3 mm or but thi	8 737 222	86 102 099	8 378 515	77 280 582
7208270000	Flat-rolled iron/nas,HRC,pickled,width> 600mm, of a thickness of le	15 775 116	137 992 671	15 153 490	126 176 163
7208360000	Flat-rolled iron/nas, HRC, width >600 mm, thick >10 mm	3 545 696	32 120 279	3 593 528	26 676 911
7208370000	flat-rolled iron/nas, HRC, width >600 mm, of a 4,75< thick< 10mm	10 463 583	63 382 359	8 580 044	52 360 845
7208380000	flat-rolled iron/nas, HRC, width >600 mm, of a 3< thick< 4,75 mm	10 880 471	97 075 657	8 434 748	70 270 077
7208390000	Flat-rolled iron/nas, HRC, width >600 mm, thick< 3 mm	36 882 597	336 965 135	28 346 734	234 703 688
7208400000	Flat-rolled iron/nas, HRnC relief	949 366	20 091 066	774 749	15 141 234
7208510000	Flat-rolled iron/nas, HRnC,width >600 mm, of a thickness > 10 mm	25 066 352	167 760 563	25 194 053	169 009 390
7208520000	Flat-rolled iron/nas, HRnC,width >600 mm, 4,75 < thickness < 10 m	15 865 355	90 652 666	15 433 336	91 000 452
7208530000	Flat-rolled iron/nas, HRnC,width >600 mm, 3 < thickness < 4,75 mm	20 323	1 421 001	17 275	1 366 545
7208540000	Flat-rolled iron/nas, HRnC,width >600 mm, thickness < 3 mm	28 858	6 386 131	45 386	5 582 305
7208900000	Other Flat-rolled iron/nas	1 573 201	18 837 140	1 332 950	16 891 264
7209150000	Flat-rl in coils, cold-rolled width > 600 mm, thickness >3 mm	168 611	5 328 304	204 199	5 292 563
7209160010	Flat-crc, pickled or not, 1<thick<3mm, 600 < width < 1250 mm	11 417 924	102 759 837	11 180 191	90 766 887

**I.3. IMPOR MENURUT KOMODITI / IMPORT BY HS COMMODITY**  
**\*\*\* AGUSTUS/AUGUST 2011 \*\*\***

HS	Uraian Komoditi Commodity Description	Berat Bersih / Net Weight (Kg)		Nilai / Value C.I.F (US\$)	
		Bulan ini Current Month	Kumulatif Cum.Jan. to date	Bulan ini Current Month	Kumulatif Cum.Jan. to date
7209160090	Flat-crc, pickled or not, 1<thick<3mm, width > 1250 mm	2 989 806	21 448 849	3 139 048	21 808 778
7209170010	Flat-crc, pickled or not, 0.5<thick<1mm, 600 < width < 1250 mm	25 070 201	196 965 246	24 519 217	171 100 796
7209170090	Flat-crc, 0.5<thickness<1mm width > 1250 mm	12 551 127	75 580 942	12 758 629	72 944 929
7209181000	Tin-mill blackplate (tmbp), crc of a thickness < 0.5 mm	9 372 589	82 222 145	10 693 368	81 803 547
7209182000	Flat-crc, thickness<= 0,17 mm containing by weight<= 0.6% of carb	0	82 693	0	79 672
7209189000	Flat-crc, 0,17< thickness< 0,5 mm containing by weight<= 0.6% of c	25 573 037	236 078 924	22 463 749	194 622 365
7209250000	Flat of iron/non-alloy, not in coil cold rolled, of a thickness >= 3 mm	2 751 424	25 948 848	2 594 072	26 619 418
7209260010	Flat of iron/non-alloy, not coil,cold rolled,1mm<thickness<3mm,w	20 239	47 279	30 416	102 464
7209260090	Flat of iron/non-alloy, not coil,cold rolled,1 mm<thickness<3mm,w	509 978	4 129 460	672 420	6 918 318
7209270010	Flat of iron/non-alloy,not coil,cold rolled,0.5mm=<thickness<1mm,v	423	27 062	3 120	122 800
7209270090	Oth flat of iron/non-alloy,not in coil,cold rolled,0.5mm =< thickness	2 437	379 852	2 862	618 480
7209289000	Flat-CRnC, 0,17< thickness< 0,5 mm containing by weight<= 0.6% o	101	101	3 838	3 838
7209901000	Flat of iron/non-alloy, cold-rolled, corrugated form	16 532	84 301	31 669	143 820
7209909000	Flat of iron/non-alloy, cold-rolled, other than corrugated form	8 880	2 580 636	48 643	1 106 921
7210111000	Flat-rolled of iron/nas,carbon>=0.6% plated or coated with tin,thick	15 161	1 154 130	104 189	1 841 796
7210119000	Flat-rolled of iron/nas,carbon< 0.6% plated or coated with tin,thick	581 866	1 955 434	580 235	6 691 440
7210121000	Flat-rolled of iron/nas,carbon>=0.6% plated or coated with tin,thick	1 312 005	15 321 615	1 766 483	20 013 443
7210129000	Flat-rolled of iron/nas,carbon< 0.6% plated or coated with tin,thick	7 327 385	72 281 282	9 288 918	84 148 735
7210201000	Flat-rolled of iron/nas,carbon>=0.6% plated or coated with lead, th	0	2 894 213	0	4 510 548
7210209000	Flat-rolled of iron/nas,carbon>=0.6% plated or coated with lead, th	887	55 933	14 326	160 505
7210301000	Flat-rolled of iron/nas,carbon < 0.6% plated or coated with lead, th	6 488 843	48 008 469	7 056 518	48 103 865
7210309000	Flat-rolled of iron/nas,carbon < 0.6% plated or coated with lead, th	9 561 777	31 863 004	7 801 725	31 997 278
7210412000	Flat-rollof iron/nas,othwise plated zinc ,carbon< 0.6% ,corrugated,t	0	1 115	0	2 747
7210419000	Flat-rollof iron/nas,othwise plated zinc ,carbon< 0.6% ,corrugated,t	0	214	0	5 073
7210491000	Flat-rolled of iron/non-alloy, othwise plated zinc,not corrugated,thi	2 128 539	18 802 552	2 352 592	19 717 942
7210492000	Flat-rollof iron/nas,othwise plated zinc carbon< 0.6% ,n-corrugatec	9 308 264	63 369 923	10 296 839	65 957 148
7210499000	Flat-rolled of iron/non-alloy, othwise plated zinc,not corrugated,thi	1 853 017	14 162 840	2 113 577	14 773 029
7210500000	Flat-rolled iron/non-alloy plated with cromium & or chromium oxid	1 208 637	14 811 475	1 525 762	18 155 713
7210611000	Flat-rolled iron/non-alloy plated with alumnm-zinc,thickness<=1.2m	8 473 084	105 475 417	8 892 820	105 142 454
7210619000	Flat-rolled iron/non-alloy plated with alumnm-zinc,thickness >1.2m	190 530	3 688 731	194 341	3 567 671
7210691000	Flat-rolled iron/non-alloy plated with oth alumnm,thickness<=1.2m	217 764	8 032 653	253 925	9 760 221
7210699000	Flat-rolled iron/non-alloy plated with oth alumnm,thickness >1.2m	30 057	1 478 192	51 401	2 555 388
7210701000	Flat-rollof iron/nas,painted, varnished, coated plastics,carbon<0.6%	6 888 117	45 981 794	8 550 112	60 182 536
7210709000	Flat-rollof iron/nas,painted, varnished, coated plastics,carbon<0.6%	334 890	1 549 838	483 952	2 325 374
7210901000	Flat-rollof iron/nas,plated,coated oth metal,carbon<0.6%,thick<=1,	55 400	230 991	147 696	620 985
7210909000	Flat-rollof iron/nas,plated,coated oth metal,carbon<0.6%,thick>1,5	395 942	3 693 751	697 402	6 195 931
7211131000	Hoop,strip iron/not alloy, HR, not clad 150 mm<width<600mm,thic	102	734	533	3 753
7211139000	Rolled on 4 faces/in closed box,HR, not clad, oth shape,thick<=4mm	45 332	211 564	119 571	810 473
7211141000	Hoop&strip iron/not alloy, HR, not clad carbon<=0,6%,thick<4,75r	2 397	1 024 247	7 502	1 092 831
7211142000	Flat-rolled iron/not alloy, HR,not clad corrugated, carbon <=0,6%,t	0	7 344	0	14 926
7211149000	Oth flat-rolled iron/not alloy,not clad hr, carbon <=0,6%,thick<=4,7	394 685	2 575 619	855 796	4 665 772
7211191000	Hoop&strip iron/not alloy, HR, not clad carbon<=0,6%,thick<4,75m	168 824	5 507 993	201 803	4 729 540
7211192000	Flat-rolled iron/not alloy,HR,not clad corrugated, carbon <= 0,6%,t	0	505 822	0	459 342
7211199000	Oth flat-rolled iron/not alloy,not clad hr, carbon <=0,6%, 0.17<thick	128 034	3 817 039	137 334	3 501 145
7211231000	Flat-rolled iron/not alloy,CR,not clad corrugated, carbon < 0,25%	9 984	9 984	12 771	12 771
7211232000	Hoop&strip iron/not alloy,CR, not clad carbon<=0,25%, width < 40C	429 853	2 823 722	563 869	4 020 123
7211239010	Oth flat-rolled iron/not alloy,not clad cr, carbon < 0,25%,thick < 40	0	53 573	0	61 299
7211239090	Oth flat-rolled iron/not alloy,not clad cr, carbon < 0,25%, thick >= 4	124 568	690 422	111 218	543 684
7211291000	Flat-rolled iron/not alloy,CR,not clad corrugated, carbon >= 0,25%	0	27 110	0	29 061
7211292000	Hoop&strip iron/not alloy,CR, not clad carbon >= 0,25%, width < 4C	284 101	2 409 415	647 291	4 332 555
7211299000	Oth Hoop&strip iron/not alloy,not clad cr, carbon >= 0,25%, width	4 110	226 266	11 590	467 101
7211901000	Oth Hoop&strip iron/not alloy,not clad width < 400mm	21 686	204 376	25 720	207 600
7211903000	Oth flat-rolled iron/not alloy,not clad thickness <= 0.17 mm	23	32	485	687
7211909000	Oth flat-rolled iron/not alloy,not clad thickness > 0.17 mm	324 468	3 949 016	595 523	5 403 379
7212101000	Hoop,strip iron/not alloy, coated tin, width < 400mm	40	44 748	230	68 082
7212109000	Flat-rolled iron/not alloy, coated tin, 400 mm <= width < 600mm	128 626	839 782	75 772	1 064 579
7212201000	Hoop,strip iron/not alloy, width<400mm, elect coated with zinc	214 156	2 520 959	256 573	2 865 511
7212202000	Flat-rolled iron/not alloy,width<600mm, carbon<0.6%,thick<=1,5m	3 076	703 779	26 028	617 638
7212209000	Flat-rolled iron/not alloy, other shape elect coated with zinc	213 332	2 998 146	246 529	3 754 137
7212301000	Hoop,strip iron/not alloy, coated zinc, width < 400mm non-elect co	0	262 181	0	288 864
7212309000	Flat-rolled iron/not alloy, other shape, non-elect coated with zinc	0	109 496	0	132 962
7212401000	Hoop,strip iron/not alloy, coated zinc, width < 400mm, coated with	396 547	3 087 204	655 368	5 279 424
7212402000	Flat-rolled iron/not alloy, carbon<0.6% ,thick > 1.5 mm, coated witt	80 904	425 862	96 531	472 285
7212409000	Flat-rolled iron/not alloy, other shape, painted, varnished/coated v	1 526 181	17 874 219	2 541 018	28 647 503
7212501010	Hoop,strip iron/not alloy, width<400 mm, coated with aluminium-z	0	206 808	0	1 248 894
7212501020	Hoop,strip iron/not alloy, width<400 mm, coated with chromium	411	5 452	4 632	40 558
7212501090	Other hoop,strip iron/not alloy, width < 400 mm	155	134 950	12 869	133 524
7212502090	Other flat-rolled iron/not alloy,carbon <0,6%, thick > 1.5 mm	79 889	602 943	360 731	2 582 712
7212509000	Flat-rolled iron/not alloy, otherwise plated or coated	57 518	779 934	109 745	1 410 560
7212601000	Hoop,strip iron/not alloy, clad width < 400mm	59 194	539 789	313 022	2 790 198
7212609000	Flat-rolled iron/not alloy, clad	8 121	3 162 411	27 841	3 353 371
7213100010	Containing indentations,ribs,grooves of circular crossection <= 50	19 723	964 536	18 609	898 151
7213100020	Containing indentations,ribs,grooves of rectangular, square <= 20 r	0	339 701	0	299 025
7213100090	Containing indentations,ribs,grooves of shape	5 444	78 308	6 562	1 034 870
7213200000	Other bars, rods, hot-rolled , in irregularly, of free-cutting steel	442 896	4 818 053	479 422	4 396 236

**I.3. IMPOR MENURUT KOMODITI / IMPORT BY HS COMMODITY**  
**\*\*\* AGUSTUS/AUGUST 2011 \*\*\***

HS	Uraian Komoditi Commodity Description	Berat Bersih / Net Weight (Kg)		Nilai / Value C.I.F (US\$)	
		Bulan ini Current Month	Kumulatif Cum.Jan. to date	Bulan ini Current Month	Kumulatif Cum.Jan. to date
7213910000	Other bars, rods, hot-rolled, circular cross-section < 14 mm in diam	13 104 928	112 937 456	11 818 158	97 988 165
7213990000	Other bars, rods, hot-rolled, not circular	669 362	8 895 605	903 922	10 288 753
7214101100	Oth bars,rods of iron, non-alloy steel forged,carbon<0.6%,circlr cro	952 523	3 305 818	614 826	2 675 040
7214101900	Oth bars,rods of iron, non-alloy steel forged,carbon<0.6%,not cir	29 868	3 260 522	45 670	2 578 927
7214102100	Oth bars,rods of iron, non-alloy steel forged,carbon>=0.6%,circlr cr	915 652	6 478 666	450 091	3 474 145
7214102900	Oth bars,rods of iron, non-alloy steel forged,carbon >= 0.6%,not cir	222 320	1 085 236	360 043	1 287 217
7214201100	Containing indentations, ribs, grooves carbon < 0.6%, circular cross	188	224	4 759	7 132
7214201900	Containing indentations, ribs, grooves carbon < 0.6%, not circular	0	205 705	0	247 675
7214202900	Containing indentations, ribs, grooves carbon >= 0.6%, not circular	6 588	22 473	12 672	49 455
7214300000	Other bars & rods, not forged, of free-cutting steel	138 330	1 018 662	165 586	1 031 467
7214911010	Concrete steel, hot-rolled,hot-drawn,hot-extruded, carbon < 0.6%	2 387 176	7 516 265	1 988 532	5 910 368
7214911020	Shaft bars, manganese steel, hot-rolled, hot-drawn, hot-extruded, (	243 125	1 265 654	529 917	2 709 148
7214911090	Other bars & rods, hot-rolled,hot-drawn or hot-extruded, carbon <	237 599	3 069 662	240 309	2 619 686
7214912010	Concrete steel, hot-rolled,hot-drawn,hot-extruded, carbon >= 0.6%	4	89 320	58	316 274
7214912020	Shaft bars, manganese steel, hot-rolled, hot-drawn, hot-extruded, (	28	9 430	832	101 028
7214912090	Other bars & rods, hot-rolled,hot-drawn or hot-extruded, carbon >	200 672	1 271 458	353 281	2 099 661
7214991010	Carbon,oth than of circular cross-section: concrete steel	0	65 536	0	46 055
7214991020	Carbon, other than of circular cross-sect:shaft bars; manganese ste	16 153	167 733	149 027	1 556 932
7214991090	Oth. carbon, other than of circular cross-section	14 130	319 218	47 489	506 060
7214999010	Oth. carbon, other than of circular cross-section concrete steel	0	904	0	1 463
7214999020	Oth. carbon, other than of circular cross-sect:shaft bars; manganes	5 370 598	46 156 075	6 360 750	50 790 585
7214999090	Oth.Than Concrete steel, Shaft bars, manganese steel	151 398	1 178 954	244 155	1 869 483
7215100000	Oth bars & rods of iron/non-alloy steel free-cutting steel,cold-form	744 527	5 306 879	812 630	7 964 609
7215501000	Oth bars & rods of iron/non-alloy steel containing by weight 0.6% c	3 334	8 927	16 110	47 317
7215509000	Oth bars & rods of iron/non-alloy steel	436 979	3 690 254	1 017 130	7 485 386
7215900010	Manganese steel/shaft bars,containing by weight less than 0.6% of	326 808	2 319 689	410 890	2 919 852
7215900020	Oth Mangan steel/shaft bars,containing by weight less than 0.6% o	540 438	2 443 828	953 751	3 500 740
7215900030	Manganese steel/shaft bars, containing by weight 0.6 % or more of	41 990	313 363	46 246	404 737
7216100000	U, i or h sections, not further worked than hot-rolled, of a height <	1 448 947	10 373 280	1 607 975	12 246 523
7216210000	L section of iron/non-alloy steel, not worked than hot-rolled,of a he	914 036	6 942 029	830 930	6 897 676
7216220000	T section of iron/non-alloy steel, not worked than hot-rolled,of a he	335	190 186	488	130 576
7216310000	U, I or H sections, not further worked u sections	727 791	7 507 330	694 373	7 516 878
7216320000	U, I or H sections, not further worked i sections	680 623	15 307 991	674 990	14 318 625
7216330000	U, I or H sections, not further worked h sections	3 449 537	41 857 458	1 977 765	33 481 069
7216400000	L/T sect,not further work than hot-roll hot-drawn/extrud,a height c	1 079 378	23 836 101	968 405	19 691 697
7216501000	Oth angles,shapes&sections,not further of a height of less than 80	175 013	2 014 944	199 661	2 126 531
7216509000	Oth angles, shapes & sect,not further of a height of more than 80 n	3 500 828	27 998 709	3 365 913	26 247 310
7216610000	Angles,shapes&sections,not worked than cold-formed,obtain from	242	1 453	753	4 939
7216690000	Angle,shape&sect,not workthan cold form oth than obtain from fla	317 685	2 115 054	407 549	4 317 851
7216910000	Oth angles,shapes&sect,not further work cold form/finish from flat	30	226 709	1 434	232 534
7216990000	Oth angles,shapes&sect,not further work oth than cold form/finish	1 191 629	7 067 827	1 416 597	9 209 297
7217101000	Wire of iron/non-alloy steel,not platd/ coated,cont.carbon < 0.25%	454 964	5 342 378	336 392	2 295 663
7217102200	Bead wire:flat hard steel reed wire;not plated/coated; 0.25%=< car	46 420	978 000	123 081	1 582 945
7217102900	Other wire of iron or non-alloy steel, not plate/coated, 0.25% =< ca	605 899	10 314 842	1 214 044	14 353 089
7217103100	Spokes wire;bead wire;flat hard steel reed wire;not plated/coated,i	262 870	4 533 475	468 603	6 774 394
7217103900	Other wire of iron or non-alloy steel, not plated/coated, cont. carb	227 537	3 976 765	295 614	4 107 516
7217201000	Wire of iron/non-alloy steel,plated w/ zinc, cont.carbon < 0.25% by	765 693	13 876 137	590 084	11 089 807
7217202000	Wire of iron/non-alloy steel,plated w/ zinc,cont.carbon>0.25% & <(	32 117	886 337	85 157	772 267
7217209100	High carbon steel core wire,for almnium conductors steel reinforce	2 275	20 347	91 103	739 268
7217209900	Oth than high carbonsteel core wire,for aluminium conduct steel re	173 216	4 235 303	478 009	6 074 204
7217301000	Wire of iron/non-alloy steel,plated w/ oth base metal,cont.crbn<0.	20 160	23 230	25 830	78 576
7217302000	Wire of iron/non-alloy steel,plated w/ oth base metal,cont.0.25% =	0	101 760	0	151 933
7217303110	Copper alloy coated high carbon steel wire coated with brass	3 209 282	30 905 713	4 496 081	43 768 057
7217303190	Copper alloy coated high carbon steel steel coated with other copp	424 684	3 172 952	604 481	4 329 701
7217303900	Other wire of iron or non-alloy steel plated with oth base metal,car	221 297	3 334 381	701 101	5 019 308
7217901000	Oth wire of iron/non-alloy steel,plated zinc>=240g/m?,silicon<=0.1	167 738	522 393	286 018	1 111 337
7217909010	Oth wire of iron/non-alloy steel,plated containing by weight 0.6% c	4 006	204 533	28 286	1 187 166
7217909090	Oth wire of iron/non-alloy steel,plated excluding goods of subhead	97 982	166 864	95 485	568 684
7218100000	Ingots & oth primary forms of stainless steel	16 806	186 823	232 118	2 060 397
7218910000	Semi-finished prod.of stainless steel of rectangulr (not square) cros	208 910	529 798	248 838	1 264 899
7218990000	Oth semi-finished prod.of stainless steel	1 626 707	3 755 225	5 151 918	14 602 762
7219110000	Flat-roll prod of stainless steel,hot rolled,in coil of a thick exceed 1C	13 210	305 303	106 473	1 062 176
7219120000	Flat-roll prod of stainless steel,hot rolled,in coil of a 4.75mm=<thick	130 699	2 648 404	438 965	7 267 412
7219130000	Flat-roll prod of stainless steel,hot rolled,in coil of a 3mm<=thick<=	5 000 823	50 354 491	13 977 061	118 269 370
7219140000	Flat-roll prod of stainless steel,hot rolled,in coil of a thickness<=3m	6 831 172	32 243 159	11 765 079	54 856 967
7219210000	Flat-roll prod of stainless steel,hot rolled,not in coil of a thick > 10m	317 103	2 894 085	1 073 566	8 986 882
7219220000	Flat-roll prod of stainless steel,hot roll,not in coil of 4.75mm=<thick	2 113 921	22 610 583	3 393 182	31 328 321
7219230000	Flat-roll prod of stainless steel,hot roll,not in coil of a 3mm<=thick<	521 372	6 568 052	1 315 300	18 147 148
7219240000	Flat-roll prod of stainless steel,hot rolled,not in coil of a thickness<	42 125	1 656 865	109 572	1 668 100
7219310000	Flat-rolled prod.of stainless steel, cold rolled, of a thickness >= 4.75	113 312	619 978	150 723	1 582 214
7219320000	Flat-rolled prod.of stainless steel, cold rolled, 3 mm =< thickness <	177 787	2 509 088	427 050	7 422 084
7219330000	Flat-rolled prod.of stainless steel, cold rolled, 1 mm < thickness < 3	478 719	9 322 571	1 319 465	21 337 977
7219340000	Flat-rolled prod.of stainless steel, cold rolled, 0.5 mm =< thickness	739 271	9 916 953	1 709 953	21 605 752
7219350000	Flat-rolled prod.of stainless steel, of a thickness < 0.5 mm	1 060 769	7 745 904	2 157 470	17 109 852
7219901000	Oth flat-roll prod.of stainless steel, thick>=1.5mm & <125mm patte	523	121 644	1 903	237 421

**I.3. IMPOR MENURUT KOMODITI / IMPORT BY HS COMMODITY**  
**\*\*\* AGUSTUS/AUGUST 2011 \*\*\***

HS	Uraian Komoditi Commodity Description	Berat Bersih / Net Weight (Kg)		Nilai / Value C.I.F (US\$)	
		Bulan ini Current Month	Kumulatif Cum.Jan. to date	Bulan ini Current Month	Kumulatif Cum.Jan. to date
7219902000	Oth flat-rolled prod.of stainless steel, of a thickness < 0.5 mm	77	48 351	469	177 203
7219909000	Oth flat-rolled prod.of stainless steel, of a thickness >0.5 mm	250 871	3 588 335	594 401	4 781 614
7220111000	Hoop & strip of stainless steel, hot rolled,of a thick >= 4.75 mm,wid	635 513	1 586 796	798 060	2 397 182
7220119000	Hoop & strip of stainless steel, hot rolled,of a thick >= 4.75 mm,wid	21 945	27 566 753	39 668	27 041 607
7220121000	Hoop & strip of stainless steel, hot rolled,of a thick < 4.75 mm,wid	13 877	243 217	62 824	1 168 203
7220129000	Hoop & strip of stainless steel, hot rolled,of a thick < 4.75 mm,wid	124 262	836 701	787 660	4 026 278
7220201000	Hoop & strip of stainless steel, cold rolled, width < 400mm	54 353	1 168 376	262 771	4 049 143
7220209000	Hoop & strip of stainless steel, cold rolled, width>400mm	228 082	2 360 157	473 873	4 471 742
7220901000	Hoop & strip of stainless steel, not cold rolled, width < 400mm	14 791	205 078	186 921	3 448 303
7220909000	Hoop & strip of stainless steel, not cold rolled, width > 400mm	389 247	8 302 550	944 548	12 460 931
7221000000	Bars & rods, hot-rolled,in irregularly wound coils, of stainless steel.	4 038	14 987 652	3 504	6 970 084
7222110000	Bars,rods, hot-rolled, in irregularly of circular cross-section	234 450	1 215 314	556 247	2 685 497
7222190000	Bars,rods, hot-rolled, in irregularly of not circular cross-section	308 394	3 963 760	554 460	5 722 647
7222201000	Bars,rods, cold-formed or cold-finished of circular cross-section	28 732	389 634	167 816	2 804 345
7222209000	Bars,rods, cold-formed or cold-finished of not circular cross-section	162 099	1 037 084	773 125	7 150 412
7222301000	Other bars and rods of circular cross-section	62 298	1 417 510	82 278	1 602 087
7222309000	Other bars and rods of not circular circular cross-section	404 674	2 135 186	572 004	4 006 570
7222400000	Angles, shapes and sections	403 991	1 558 350	587 724	2 293 354
7223001000	Wire of stainless steel having a cross- sectional dimension exceedir	2 809	33 894	6 408	311 417
7223009000	Wire of stainless steel having a cross- sectional dimension <= 13 mr	558 177	5 856 670	2 968 267	26 343 065
7224100000	Ingots & oth primary forms of oth alloy steel	228 557	1 352 216	386 590	2 320 594
7224900000	Semi-finished prod. of oth alloy steel	2 704 039	28 823 487	4 203 215	35 012 962
7225110000	Grain-oriented of silicon-elect steel a width of 600 mm or more.	1 782 367	10 386 839	3 845 990	21 359 150
7225190000	Oth than Grain-orient of silicon-elect steel a width of 600 mm or m	2 844 070	28 814 438	4 868 615	43 545 684
7225300000	Flat-roll product of oth alloy steel,of not further worked than hot-ri	883 881	29 275 654	1 206 544	25 125 519
7225400000	Flat-roll prod of oth alloy steel,of not further worked than hot-roll,r	6 420 863	62 796 533	10 789 960	83 043 065
7225500000	Flat-roll prod of oth alloy steel,of not further worked than cold-roll	2 595 829	13 131 234	2 812 933	13 211 745
7225910000	Oth flat-rolled prod.of oth alloy steel, electrolytically plated/coatec	761 011	2 673 686	2 159 595	6 460 878
7225920000	Oth flat-rolled prod.of oth alloy steel, otherwise plated or coated w	1 293 825	3 194 737	1 494 865	3 518 234
7225990000	Oth flat-rolled prod.of oth alloy steel, otherwise plated or coated w	4 037 704	98 207 930	3 190 570	76 819 044
7226111000	Hoop & strip, grain-oriented of silicon electrical steel, of a width <=	133 212	1 333 608	353 400	3 140 676
7226119000	Hoop & strip, grain-oriented of silicon elect steel, of a width >400 n	757 754	5 729 012	2 139 666	15 972 368
7226191000	Hoop,strip,oth than grain-orient of silicon elect steel,of a width<= 4	28 864	315 997	120 736	1 513 548
7226199000	Hoop,strip,oth than grain-orient of sili elect steel,of width>400mm,	93 537	1 285 067	392 025	4 256 581
7226201000	Hoop & strip of high speed steel of a width <= 400 mm	0	4 069	0	28 732
7226209000	Hoop & strip of high speed steel of a width > 400 mm, < 600mm	13	11 495	2 365	62 096
7226911000	Hoop,strip of oth alloy steel, hot rolled, of a width <= 400 mm	39 277	346 526	170 296	978 918
7226919000	Hoop,strip of oth alloy steel, hot rolled, width >400 mm, <=600mm	79 434	816 076	339 308	2 900 784
7226921000	Hoop,strip of oth alloy steel, cold rolled, of a width <= 400 mm	0	2 487	0	15 531
7226929000	Hoop,strip of oth alloy steel, cold rolled, width >400 mm, <= 600mr	22 505	271 252	66 244	423 350
7226991000	Hoop & strip of oth alloy steel, width <= 400 mm	3 522	352 203	6 738	315 691
7226999000	Hoop & strip of oth alloy steel, width > 400 mm and <= 600mm	275 338	2 358 334	335 979	3 526 677
7227100000	Bars & rods, hot-rolled, in irregularly wound coils, of high speed ste	32 708	108 288	38 520	113 054
7227200000	Bars & rods, hot-rolled, in irregularly wound coils, of silico-mangan	0	2 583 286	0	2 070 643
7227900000	Oth bars & rods, hot-rolled, in irregularly wound coils	4 960 725	49 005 249	4 619 847	41 398 081
7228101000	Bars & rods, of high speed steel, of circular a cross-section	10 652	166 361	88 255	1 198 897
7228109000	Bars & rods, of high speed steel,not of circular a cross-section	657 500	1 865 609	953 207	3 123 312
7228201000	Bars & rods, of silico-manganese steel, circular a cross-section	1 079 615	9 933 334	1 142 962	10 787 874
7228209000	Bars & rods, of silico-manganese steel, not circular a cross-section	617 074	5 163 777	1 453 760	10 439 690
7228301000	Oth bars&rods,of silico-manganese steel of circular cross-section	9 645 398	74 949 147	13 294 733	92 003 753
7228309000	Oth bars&rods,of silico-manganese steel not of circular cross-secti	2 654 775	47 119 885	4 249 474	62 670 809
7228401000	Oth bars,rods,not further worked than forget, of circular cross-sect	83 878	813 878	244 046	2 298 658
7228409000	Oth bars,rods,not further worked than forget, not of circular cross-	295 902	5 326 300	656 995	7 433 576
7228501000	Oth bars,rods,not formed/cold finished of circular cross-section	140 647	2 179 058	371 100	4 719 880
7228509000	Oth bars,rods,not formed/cold finished not of circular cross-sectio	746 363	6 054 238	986 782	8 891 164
7228601000	Other bars and rods : of circular cross-section	242 851	1 443 933	413 989	2 378 650
7228609000	Other bars and rods : not of circular cross-section	851 745	7 121 989	2 239 478	14 627 695
7228700000	Angles, shapes and sections other bars and rods :	4 606 773	61 580 877	3 873 077	50 959 160
7228801100	Hollow drill bars,rods, weight >=0.6% of circular cross-section	43 633	111 933	502 156	904 040
7228801900	Hollow drill bars,rods, weight >=0.6% not of circular cross-section	41	41 497	866	748 820
7228809000	Oth. Hollow drill bars and rods	90 939	1 241 915	427 242	4 522 944
7229200000	Wire of silico-manganese steel	859 624	7 964 257	1 117 084	9 623 048
7229900010	Wire of other alloy steel. of high speed steel	124 937	1 574 547	227 292	2 527 424
7229900090	Wire of other alloy steel. not of high speed steel	2 758 513	26 068 964	4 707 362	43 544 128
7301100000	Sheet piling of iron or steel	821 830	6 532 800	847 603	6 941 973
7301200000	Angles, shapes and sections of iron or steel	293 053	1 731 827	266 617	2 410 350
7302100000	Rails of iron or steel	1 049 777	4 382 975	1 335 492	6 814 197
7302300000	Switch-blades, crossing frogs, point rods and other crossing pieces	1 489	16 604	19 461	330 807
7302400000	Fish-plates and sole plates of iron or steel	2 298	826 694	16 030	1 589 875
7302901000	Sleepers, of iron or steel	714	12 463	3 640	193 707
7302909000	Other than sleepers, of iron or steel	389 703	2 393 680	1 174 961	5 541 456
7303001010	Tubes,pipes of cast with an external diameter not exceeding 100 m	332 187	1 128 323	757 966	3 729 359
7303001020	Tubes,pipes of cast with an external diameter not exceeding 150 m	3 402	356 162	9 462	415 487
7303001030	Tubes,pipes of cast with an external diameter >150 mm and <=600	812	349 865	2 292	506 709
7303001090	Oth.Tubes, pipes	1 139 788	11 761 154	828 463	5 512 729

**I.3. IMPOR MENURUT KOMODITI / IMPORT BY HS COMMODITY**  
**\*\*\* AGUSTUS/AUGUST 2011 \*\*\***

HS	Uraian Komoditi Commodity Description	Berat Bersih / Net Weight (Kg)		Nilai / Value C.I.F (US\$)	
		Bulan ini Current Month	Kumulatif Cum.Jan. to date	Bulan ini Current Month	Kumulatif Cum.Jan. to date
7303009010	Hollow profiles, of cast iron with an external diameter < =100 mm	2 302	3 160	5 391	20 297
7303009090	Hollow profiles, of cast iron with an external diameter > 100 mm	1 001 239	6 851 828	1 397 043	11 287 347
7304110000	Tubes, pipes and hollow profiles, seamless, of stainless steel	1 976 097	18 447 441	4 556 755	36 758 544
7304190000	Oth.tube,pipe&hollow profile,seamless, line pipe of a kind use for c	9 428 656	120 703 263	13 238 348	166 047 809
7304220010	Oth.tube,pipe&hollow profile,seamless, unfinished drill pipe (gree	92 940	4 942 190	110 267	8 723 457
7304220090	Oth.tube,pipe&hollow profile,seamless, unworked pipe end	251 238	1 455 381	1 434 621	6 829 850
7304230010	Unfinished drill pipe (green pipe) with yield strength less than 75,0f	8 290	3 083 874	18 925	4 452 808
7304230090	Oth. unfinished drill pipe (green pipe)	367 835	1 185 920	1 725 002	6 712 230
7304240010	Unfinsh case&tube, yield strgh<75000Psi oth.of stanlss stel for drill	418 710	2 033 101	496 433	4 068 240
7304240090	Oth.unfinsh casetube&unworked pipe end with yield strength less	738	265 061	48 354	1 186 991
7304290010	Unfinsh casetube&unworked pipe end with yield strength less thar	18 324 296	141 674 374	31 452 240	225 429 692
7304290090	Oth.unfinsh casetube&unworked pipe end with yield strength less	132 968	19 684 297	188 165	25 956 616
7304311000	High press. conduits,of circular cross- sect.of iron/non-alloy steel,cr	183 865	3 314 247	448 298	7 198 547
7304319000	Oth.drill Rod Casing&tubing with pin and box threads	1 130 912	10 567 942	3 173 430	29 938 960
7304390000	Oth. Drill Rod Casing and tubing with pin and	1 041 882	9 323 407	2 707 651	20 768 879
7304410000	Cold-drawn or cold-rolled (cold-reduced) stainless steel	228 875	2 172 800	973 199	6 985 294
7304490000	Oth. Cold-drawn or cold-rolled (cold-reduced) stainless steel	307 529	1 579 189	1 276 836	6 823 098
7304511000	High press. conduits, of circular cross- sect.of oth alloy steel,cold rol	2 939	27 731	13 720	200 361
7304519000	Oth tubes/pipes/hollow profiles,seamless cold rolled,crclr c-s of oth	123 871	435 729	340 482	1 957 756
7304590000	Oth.Drill rod casing&tubing with pin& sect.of oth alloy steel,cold ro	995 644	11 190 842	4 191 497	33 911 103
7304900000	Oth.Drill rod casing&tubing with pin& cold rolled,crclr c-s of oth alk	922 409	4 767 048	4 081 984	12 900 874
7305110000	Lines pipe, for oil or gas longitudinall submerged arc welded of iron	3 796 934	39 221 729	4 968 202	42 107 031
7305120000	Lines pipe, for oil or gas other, longitudinally welded of iron/steel	0	3 555 482	0	4 749 107
7305190000	The oth.line pipe of iron/steel for oil, external diameter > 406.4mmr	138 648	1 968 254	231 286	5 806 303
7305200000	Casing of iron/steel used in drilling for oil/gas external diameter 40	5 283	1 598 209	10 289	2 824 593
7305311000	Lines pipe, for oil or gas longitudinall stainless steel pipes & tubes	71 289	548 084	518 531	1 269 003
7305319000	Oth.lines pipe,for oil/gas longitudinall stainless steel pipes & tubes	1 209 947	3 089 240	1 403 849	4 624 861
7305390000	Oth.lines pipe,for oil/gas longitudinall	1 237	355 424	49 758	700 428
7305900000	Oth.lines pipe,for oil/gas longitudinall oth.stainless steel pipes & tu	33 286	728 474	156 776	2 751 717
7306110000	Line pipe of kind use for oil/gas pipe welded, of stainless steel	11 412	1 172 518	84 837	2 413 719
7306190000	Oth.line pipe of kind use for oil/gas pipe welded,of stainless steel	130 842	2 765 524	269 861	5 851 364
7306210000	Casing&tubing of a kind use in drilling welded, of stainless steel	0	73	0	355
7306290000	Oth.casing&tubing of a kind use in drilling,welded,of stainless steel	1 783 465	6 439 947	2 404 921	8 604 743
7306301010	Boilr tube weld,of circlr cross-sect of iron/non ally stel intrnl diam	99 277	722 542	154 029	1 094 470
7306301020	Boilr tube weld,of circlr cross-sect of iron/non ally stel intrnl diam	156 751	283 876	379 949	519 486
7306302010	Boilr tube weld,of single/double walled, copp plate,intrnl diamtr<	100 436	1 004 045	679 683	4 991 900
7306302020	Boilr tube weld,of single/double walled, copp plate,intrnl diamtr>	26 472	247 274	57 851	530 862
7306303000	Boilr tube weld,of single/double walled, copp plate,sheath pipe fo	2 926	24 387	45 583	93 128
7306309010	Oth.boilr tube weld,of single/double walled,copp plate,intrnl diam	78 153	1 055 456	534 692	5 042 525
7306309020	Oth.boilr tube weld,of single/double walled,copp plate,intrnl diam	1 244 163	11 396 750	2 187 335	15 939 804
7306401010	Oth.weld,of circlr cross-section of weld boilr tube w intrnl diamtr<	0	48 015	0	382 066
7306401090	Oth.weld,of circlr cross-section of weld boilr tube w intrnl diamtr>	37 995	575 330	73 320	1 465 592
7306402000	Welded boiler tubes of stainless steel with internal diametre >12.5	106 381	934 180	225 352	5 064 074
7306403000	St'less steel pipes & tubes welded of circlr cross sec. w extrl dmtr>1	284	57 539	4 479	149 581
7306409000	Oth,not welded of circular cross sect. with internal diameter > 12,5	446 713	3 767 667	1 250 479	11 787 680
7306501010	Oth.boilr tube,weld,of circlr cross- sectn,oth alloy steel int.dmtr<=1	12 120	379 247	92 499	1 648 844
7306501020	Oth.boilr tube,weld,of circlr cross- sectn,oth alloy steel int.dmtr>12	0	9 327	0	25 100
7306509010	Oth.boilr tube,weld,of circlr cross- high pressure conduits	0	58 974	0	403 414
7306509020	Oth.boilr tube,weld,oth.thn high prssr conduit,oth alloy steel int.dr	3 960	51 501	29 583	263 864
7306509030	Oth.boilr tube,weld,oth.thn high prssr conduit,oth alloy steel int.dr	26 004	823 391	9 915	3 143 064
7306610010	Oth.boilr tube,weld,square/rectangular cross sectin,with int.diamtr	4 494	127 730	11 867	172 125
7306610090	Oth.boilr tube,weld,square/rectangular cross sectin,with int.diamtr	403 163	5 742 051	285 587	3 659 228
7306690010	Oth.boilr tube,non circlur crss-section with internal diameter<=12,5	13 631	13 960	45 979	48 955
7306690090	Oth.boilr tube,non circlur crss-section with internal diameter>12,5r	273	1 396	698	8 510
7306901010	Bundy-weld pipes and tubes, with internal diameter <= 12,5mm	11	16 520	466	87 845
7306901090	Bundy-weld pipes and tubes, with internal diameter > 12,5mm	108 165	152 753	1 184 646	1 376 683
7306909010	Oth.thn bundy-weld pipes & tubes, with internal diameter <= 12,5r	18 433	412 021	193 284	2 371 699
7306909090	Oth.thn bundy-weld pipes & tubes, with internal diameter > 12,5m	957 359	11 735 446	1 871 457	18 009 493
7307110000	Cast fitting of non-malleable cast iron	6 650	472 848	68 775	555 601
7307190000	Cast fitting of other than non-malleable cast iron	527 316	2 012 990	2 418 580	7 325 506
7307210000	Other, of stainless steel flanges	142 797	1 950 172	1 065 989	8 243 928
7307220000	Other, of stainless steel threaded elbows, bends and sleeves	127 714	1 209 571	987 895	8 357 442
7307230000	Other, of stainless steel butt welding fittings	254 195	1 777 710	1 064 712	8 253 390
7307290000	Oth.,of stanlss steel oth.than flanges, butt welding,threaded elbow	396 829	3 965 681	2 147 613	21 352 366
7307910000	Tube or pipe fittings (couplings) flanges	1 284 027	10 068 354	2 973 789	22 652 928
7307920000	Tube or pipe fittings (couplings) threaded elbows, bends and sleeve	511 478	3 319 342	1 901 212	11 374 257
7307930000	Tube or pipe fittings (couplings) butt welding fittings	633 587	5 683 330	1 331 981	18 382 425
7307990000	Other tube/pipe fittings (couplings)	1 928 862	15 159 321	11 019 076	91 734 440
7308101000	Bridges and bridge sect. w prefab'ted type joined by shear connect	265 781	576 480	164 646	592 375
7308109000	Other bridges and bridge sections	260 127	1 986 936	568 574	3 043 722
7308201100	Towers with prefabricated modular type joined by shear connector	36	322 413	138	6 130 483
7308201900	Other towers	366 063	5 179 042	608 867	7 682 698
7308202900	Other lattice masts	546 187	1 616 932	2 416 007	3 761 857
7308300000	Doors, windows and their frames and thres hold for doors	178 236	769 308	916 320	3 334 330
7308401000	Equip. for scaffolding w prefabricated modlr type joined by shear cr	25 869	1 124 400	13 059	2 118 014



**I.3. IMPOR MENURUT KOMODITI / IMPORT BY HS COMMODITY**  
**\*\*\* AGUSTUS/AUGUST 2011 \*\*\***

HS	Uraian Komoditi Commodity Description	Berat Bersih / Net Weight (Kg)		Nilai / Value C.I.F (US\$)	
		Bulan ini Current Month	Kumulatif Cum.Jan. to date	Bulan ini Current Month	Kumulatif Cum.Jan. to date
7308409000	Other equipment for scaffolding, shuttering, propping or pit proppi	476 760	2 500 807	952 378	4 563 135
7308902000	Other, prefabricated modular type joined by shear connectors	365 021	2 613 632	423 472	3 176 477
7308903000	Oth. corrug.curved/bent galv'd plt f ass'bly.into undgrnd conduits&	14 616	295 866	68 538	952 853
7308904000	Oth parts of tub/tunnels,made of formd &bended corrugated shee	73 216	350 534	117 030	686 463
7308905000	Other, prefabricated modular rail for ships	736	23 574	1 937	113 118
7308909000	Other structures and parts of structures of iron or steel	5 592 120	53 929 797	35 478 618	171 435 158
7309000000	Reservoir,tank,vat&similar container of iron/steel, capacity > 300 lt	647 125	6 446 411	3 230 594	43 985 571
7310100010	Tank,cask,drum,can,boxe&similar for transporting or coagulating la	8 063	94 408	13 411	314 541
7310100020	Tank,cask,drum,can,boxe&similar of iron or steel casting in the rou	4 059	77 760	13 186	431 491
7310100030	Tank,cask,drum,can,boxe&similar other of iron/steel forging/stamf	28 294	536 591	66 240	1 464 913
7310100090	Oth.tank,cask,drum,can,boxe&similar	391 058	3 302 687	978 778	7 898 850
7310211010	Cans <1L,closed by soldering of iron/steel casting in the rough	256	1 187	1 746	4 141
7310211020	Cans <1L,closed by soldering of iron/steel forging or stamping in	0	1 656	0	10 060
7310211090	Oth.cans <1L,closed by soldering of iron/steel	66 364	326 666	250 545	1 185 024
7310219010	Cans >1L & <50L,closed by soldering of iron/steel casting in the rou	1 784	15 953	24 697	231 833
7310219020	Cans >1L & <50L,closed by soldering of iron/steel forging or stampi	1 170	8 403	3 456	26 379
7310219090	Oth.cans >1L & <50L,closed by soldering of iron/steel	78 236	808 724	273 524	2 650 097
7310291010	Cans <1L,not soldering of iron/steel casting in the rough	0	3 910	0	19 746
7310291020	Cans <1L,not soldering of iron/steel forging or stamping in	92	12 510	1 185	51 037
7310291090	Oth.cans <1L,not soldering of iron/steel	92 547	1 163 316	231 232	2 938 950
7310299010	Cans >1L & <50L,not soldering of iron/steel casting in the rough	457	4 413	11 293	70 738
7310299020	Cans >1L & <50L,not soldering of iron/steel forging or stamping in	588	142 486	3 229	1 883 446
7310299090	Oth.cans >1L & <50L,not soldering of iron/steel	45 777	2 786 510	150 186	1 600 569
7311001100	Cont'ners for compressed/liquefied gas seamless stl cylinders, capa	14 642	349 087	47 270	515 119
7311001900	Other seamless steel cylinders	1 114 564	7 609 236	2 515 045	20 524 637
7311009100	Other containers of iron or steel with capacity of less than 30 l	220 698	897 680	394 929	1 604 488
7311009900	Other containers of iron or steel	180 859	874 381	382 887	2 129 054
7312101000	Standed wr,ropes & cables for locked coil,flatt'ed strands&non rott	72 989	640 735	259 035	1 784 398
7312102000	Stranded wire,rope&cables by plated /coatd wth brass,& of a nom.	418 758	4 501 158	1 209 292	12 138 058
7312104000	Stranded wire, rope and cables with stranded wire of diameter of<	23 931	261 030	317 352	2 785 835
7312109000	Other stranded wire, rope and cables	665 576	9 937 525	1 802 316	20 552 784
7312900000	Oth stranded wire, rope and cables, plaitd bnds,slings&of ir/stl not	422 252	4 184 876	923 546	10 299 297
7313000000	Barbed wr of iron/steel; twisted hoop &of a kind used f fencing of i	268 153	3 444 449	161 627	3 703 310
7314120000	Woven cloth with endless bands for machinery, of stainless steel	7 319	112 142	119 042	919 126
7314140000	Woven cloth, of stainless steel	24 871	509 273	308 908	4 407 456
7314191000	Endless bands for machinery oth thn of stainless steel	0	781	0	8 017
7314199000	Other woven cloth, not stainless steel	16 822	126 174	114 988	909 342
7314200000	Grill&fencing,welded at the intersect ofwr wth a max.sect.d>3mm&	172 414	1 711 801	234 784	2 072 432
7314310000	Other grill, netting & fencing,welded at the intersect.by pltd/coatd	614 045	3 435 869	404 248	2 349 417
7314390000	Oth grill, netting and fencing,welded at the intersection	1 228 088	4 136 150	3 300 678	8 257 074
7314410000	Oth cloth, grill, netting and fencing by plated or coated with zinc	142 190	1 357 961	94 586	1 448 342
7314420000	Oth cloth, grill, netting and fencing by coated with plastics	248 366	1 832 725	186 966	1 303 915
7314490000	Oth cloth, grill, netting and fencing	1 330 365	6 953 670	878 689	4 244 280
7314500000	Expanded metal	30 986	189 770	35 560	212 822
7315111100	Roller chain for bicycles of mild steel	175 561	1 314 588	161 740	1 585 811
7315111200	Roller chain for motorcycles of mild steel	476 074	3 677 879	1 303 442	10 676 736
7315111900	Other mild steel for roller chain	115 404	978 711	346 763	4 099 314
7315112100	Other roller chain for bicycles	16 655	75 419	27 336	98 785
7315112200	Other roller chain for motorcycles	1 017 817	7 422 207	2 241 753	16 086 729
7315112300	Oth roller chain transmis. type 6mm < pitch length <= 3mm	9 125	176 909	31 633	435 884
7315112900	Other roller chain	162 908	1 960 551	760 139	8 022 546
7315120000	Other roller chain of mild steel	463 007	3 448 492	1 584 462	10 529 698
7315191100	Roller chain for bicycles of bicycle chain	3 858	6 267	3 918	5 669
7315191200	Roller chain for motorcycles of motocytle chain	7 129	106 202	89 254	1 181 643
7315191900	Other roller chain of mild steel	4 921	183 433	22 157	388 026
7315199100	Other roller chain for bicycles of bicycle chain	0	9	0	25
7315199200	Other roller chain for motorcycles of motocytle chain	24 856	357 754	49 776	1 286 319
7315199900	Other roller chain of mild steel	56 713	124 695	93 407	459 005
7315201000	Skid chain of mild steel	63	22 539	372	194 246
7315209000	Other Skid chain of mild steel	49 311	245 042	50 711	400 231
7315811000	Stud-link of mild steel	200	34 283	2 126	100 701
7315819000	Other Stud-link of mild steel	407 939	3 421 358	744 711	6 665 890
7315821000	Other, welded link of mild steel	47 617	96 285	66 742	146 255
7315829000	Other, welded link	166 482	1 310 370	282 046	1 776 672
7315891100	Other chain for bicycles of mild steel	0	98	0	2 627
7315891200	Other chain for motorcycles of mild steel	93 048	872 608	1 015 683	10 169 304
7315891900	Other chain of mild steel not for motorcyclcs and bicycles	1 620	19 288	10 868	130 591
7315892100	Other chain for bicycles of other than mild steel	180	180	4 921	4 921
7315892200	Other chain for motorcycles of other than mild steel	0	67 996	0	51 804
7315892900	Other chain not mild steel, not for motorcyclcs and bicycles	217 029	1 329 431	1 178 751	6 514 354
7315901000	Other parts of chain for motorcycles and bicycles	2 283	24 123	13 649	227 675
7315909000	Other parts of chain not for motorcycles and bicycles	330 926	2 253 599	1 222 603	9 994 873
7316000000	Anchors, grapnels and parts thereof, of iron or steel	334 268	3 371 002	1 309 722	16 341 566
7317001000	Wire nails	94 132	1 735 814	151 324	1 699 208
7317002000	Staples	257 239	1 410 505	225 000	1 345 845

**I.3. IMPOR MENURUT KOMODITI / IMPORT BY HS COMMODITY**  
**\*\*\* AGUSTUS/AUGUST 2011 \*\*\***

HS	Uraian Komoditi Commodity Description	Berat Bersih / Net Weight (Kg)		Nilai / Value C.I.F (US\$)	
		Bulan ini Current Month	Kumulatif Cum.Jan. to date	Bulan ini Current Month	Kumulatif Cum.Jan. to date
7317009010	Dog spikes for rail sleepers,carding - tacks&similar articles,of iron o	390	200 365	5 949	367 998
7317009020	connector & anti-splitting,connector and Hob nails for footwear, rir	27 787	172 550	30 117	455 284
7317009030	connector and anti-splitting, connector Hooknails	1 881	59 214	18 369	169 670
7317009040	connector and anti-splitting, connector Corrugated nails, drawing p	692 646	4 149 572	284 025	1 631 772
7317009090	Oth.connector and anti-splitting,conn - ector and anti splitting	837 043	8 798 870	440 837	4 033 969
7318110000	Threaded articles for coach screws	153 788	545 198	145 155	850 708
7318121000	Other wood screws with an external diameter not exceeding 16 mr	43 248	282 297	121 409	586 568
7318129000	Other wood screws	66 981	791 930	199 500	3 454 151
7318131000	Screw hooks and screw rings with an external dmtr not exceeding 1	39 692	262 538	381 733	1 934 313
7318139000	Other screw hooks and screw rings	100 569	589 745	395 972	2 897 748
7318141000	Self tapping screw with an external diameter not exceeding 16 mm	44 876	473 870	267 781	2 947 863
7318149000	Other self tapping screws	81 491	652 841	560 858	4 163 242
7318151100	Screw metal with/without nuts/washers with an external diameter	739 393	4 104 755	2 641 386	21 071 955
7318151200	Bolts for metal, with/ without nuts of an external diameter <= 16m	1 218 501	10 792 575	10 333 988	71 218 608
7318151900	Oth screws&bolts whether/not without - their nut/washers with an	358 742	2 730 394	1 168 241	8 724 817
7318159100	Other screws for metal with or without nuts or washers	122 646	726 425	879 109	8 141 971
7318159200	Other bolts for metal, with or without nuts	484 429	4 590 369	2 841 918	23 549 625
7318159900	Other screws and bolts whether or not with their nut or washers	286 866	2 578 408	1 233 562	10 550 867
7318161000	Nuts with an external diameter not exceeding 16 mm	373 230	2 684 355	2 480 386	17 104 723
7318169000	Other nuts	815 777	7 750 749	4 826 787	42 930 468
7318191000	Other threaded articles of an external diameter not exceeding 16 n	37 194	263 548	285 867	1 451 421
7318199000	Other threaded articles of iron and steel	249 994	2 040 108	1 218 747	9 272 711
7318211000	Non threaded artic. for spring washers &oth lock washers w an ext'	6 767	77 433	80 065	722 162
7318219000	Other spring washers and other lock washers	119 607	873 334	1 821 510	11 414 234
7318221000	Other washers with an external diameter not exceeding 16 mm	97 851	554 176	1 311 225	8 284 840
7318229000	Other washers	290 072	2 188 118	3 963 974	34 391 792
7318231000	Rivet with an external diameter not exceeding 16 mm	11 908	168 426	153 706	1 477 239
7318239000	Other rivets	31 126	290 976	178 762	1 536 295
7318241000	Cotters& cotters pins with an external diameter not exceeding 16 n	78 997	644 602	1 026 366	8 792 030
7318249000	Other cotters and cotter pins	198 110	1 667 469	3 418 494	17 196 855
7318291000	Oth non threaded articles with an external diameter <= 16 mm	39 682	310 209	1 140 284	8 620 893
7318299000	Other non threaded articles	551 021	4 326 170	4 915 884	33 952 981
7319200000	Safety pins	16 837	145 562	41 319	447 774
7319300000	Other pins	155 132	1 201 798	1 479 462	12 782 985
7319900000	Oth similar articles for use in hand, of iron or steel	36 253	464 224	255 129	3 009 803
7320101000	Leaf springs and leaves for motor vehicles	83 202	801 568	305 710	3 482 353
7320109000	Other leaf springs and leaves	39 131	410 916	582 583	5 440 065
7320201000	Helical springs for motor vehicles	103 435	746 620	1 304 029	9 037 606
7320209010	Other Helical springs for motor vehicles For motor vehicles or earth	81 937	658 598	876 494	7 131 891
7320209090	Other Helical springs for motor vehicles	117 574	907 810	774 656	6 433 046
7320901000	Other springs and leaves for motor vehicles	67 110	639 275	740 335	6 018 345
7320909000	Other springs and leaves	120 495	937 221	1 502 833	10 191 617
7321110000	Cooking appliances and plate warmers For gas fuel or for both gas :	191 906	1 401 111	753 108	4 702 799
7321120000	Cooking appliances and plate warmers with liquid fuel	35 960	270 899	48 582	366 312
7321190000	Other Cooking appliances & plate warmers including appliances for	21 247	121 644	77 760	408 050
7321810000	Other appliances with gas fuel or for both gas and other fuels	55 031	162 603	50 837	166 962
7321820000	Other appliances with liquid fuel	12 402	26 264	10 882	30 735
7321890000	Other appliances with solid fuel	7 014	48 434	29 792	258 099
7321901000	Oth cooking appliances & plate warmers Of burner for kerosene stc	1	68 398	7	203 123
7321909000	Other Cooking appliances and plate warmers	898 032	4 874 024	2 362 649	14 201 536
7322110000	Radiators and parts of cast iron	160	7 104	6 380	54 954
7322190000	Other parts of radiators	36 901	274 576	469 509	4 510 842
7322900000	Other radiators for central heating	24 486	253 470	444 454	4 394 855
7323100000	Iron/steel wool; pot scourers&scouring or polishing pads, gloves an	138 997	839 564	222 112	1 449 821
7323911000	Kitchenware of cast iron , not enamelled	12 289	208 587	52 847	701 823
7323919000	Household articles of cast iron not enamelled	45 323	431 950	59 191	573 727
7323920000	Household articles of cast iron, enamelled	81 610	489 401	97 790	605 398
7323931000	Kitchenware of stainless steel	560 908	5 012 545	1 371 688	13 049 116
7323939000	Other household articles of stainless steel	361 241	3 303 297	930 747	7 790 743
7323940000	Household of iron(oth. than cast iron) or steel, enamelled	334 117	2 896 764	446 207	3 146 325
7323991000	Other kitchenware	186 760	2 194 334	505 053	5 448 266
7323999000	Other household articles of iron or steel	219 127	2 510 513	610 093	6 176 490
7324100000	Sinks and wash basins, of stainless steel	366 172	2 578 767	687 057	5 482 475
7324210000	Bath of cast iron, whether or not enamelled	25 213	90 990	89 500	380 675
7324290000	Bath of stainless steel	8 649	172 160	21 147	695 733
7324901000	Sanitary ware for flushing water closets or urinals (fixed type)	10 230	51 218	27 169	162 953
7324902000	Sanitary ware of bedpans,urinals ( portable type ) and chamber pot	10	2 716	74	23 722
7324909000	Other sanitary ware	161 223	1 279 221	673 317	3 858 592
7325101000	Other cast articles of non malleable cast iron by latex spouts & late	620	21 792	2 248	31 803
7325109000	Other cast articles of non malleable cast iron	47 530	442 041	177 079	1 954 152
7325910000	Grinding balls and similar articles for mills	2 744 328	20 009 425	3 563 119	26 421 027
7325991000	Other cast articles of malleable cast iron by latex spouts and latex c	0	16 944	0	131 380
7325999000	Other cast articles of malleable cast iron	150 295	1 090 042	936 963	7 327 271
7326110000	Grinding balls&similar artic.for mills forged/stamped but not furthe	2 563 108	17 874 332	3 393 983	24 098 402
7326190000	Other articles or iron or steel but not forged or stamped	246 346	2 819 312	1 526 847	14 491 169

**I.3. IMPOR MENURUT KOMODITI / IMPORT BY HS COMMODITY**  
**\*\*\* AGUSTUS/AUGUST 2011 \*\*\***

HS	Uraian Komoditi Commodity Description	Berat Bersih / Net Weight (Kg)		Nilai / Value C.I.F (US\$)	
		Bulan ini Current Month	Kumulatif Cum.Jan. to date	Bulan ini Current Month	Kumulatif Cum.Jan. to date
7326202000	Articles of iron or steel wire for rat traps	133	2 051	418	5 201
7326205000	Articles of iron or steel wire Wire poultry cages and the like	104 808	937 221	186 703	1 297 591
7326209000	Other articles of non iron or steel wire	688 733	3 992 979	799 398	7 014 079
7326901000	Ships' rudders not forged or stamped	1 539	255 773	38 567	980 947
7326903000	Stainless stl shield&clamp assembly wth rubb.sl for hubless cast ir&	42 953	406 307	467 247	5 109 907
7326904000	Latex spouts and latex cups but not forged or stamped	1 393	4 043	6 447	23 693
7326905000	Rat traps but not forged or stamped	0	826	0	2 533
7326907000	Stainless steel shield, clamp assembly Horsesshoes; riding boot spu	21 908	105 956	281 762	1 451 981
7326909000	Other articles not forged or steamed	3 260 449	23 381 682	25 025 310	125 817 848
7401000000	Copper mattes, cement copper (precipitated)	203 417	281 059	2 461 184	3 323 706
7402000000	Unrefined copper,copper anodes for elec- trolytic refining.	1 257	7 388	17 100	149 318
7403110000	Refined copper for cathodes and sections of cathodes	6 796 293	43 784 967	63 176 644	413 506 035
7403120000	Refined copper for wire-bars	50 855	544 054	52 482	682 367
7403130000	Refined cooper for billets	0	13 085	0	44 228
7403190000	Other refined copper, unwrought	29 193	217 516	318 914	2 273 856
7403210000	Copper alloys for copper-zinc base alloys (brass)	389 661	2 197 363	3 572 918	20 334 104
7403220000	Copper alloys for copper-tin base alloys (bronze)	127 902	891 052	897 193	5 741 865
7403290000	Copper alloys for oth copper alloys (oth than master alloys of head.	1 226	18 497	13 656	333 855
7404000000	Copper waste and scrap.	1 872 347	12 885 305	15 149 520	103 969 870
7405000000	Master alloys of copper.	6 879	58 338	10 825	432 127
7406100000	Powders of non-lamellar structure	34 571	192 172	563 229	2 671 383
7406200000	Powders of lamellar structure; flakes	46 053	290 655	729 581	3 548 942
7407103000	Profiles of refined copper	1 029	14 989	20 400	201 924
7407109000	Other Profiles of refined copper	213 906	2 247 285	1 444 828	17 785 368
7407210000	Profiles of refined copper Of copper-zinc base alloys (brass)	229 709	2 296 177	1 385 221	13 871 745
7407290000	Other of copper alloys	75 290	646 659	712 040	6 061 841
7408110000	Copper wire. Of which the maximum cross-sectional	110 376	744 983	1 266 844	7 949 907
7408190000	Other wire of refined coppber	903 117	6 856 197	6 029 109	48 234 476
7408210000	Copper wire of copper alloys with copper zinc base alloys (brass)	73 949	803 424	907 095	8 636 027
7408220000	Copper wire of copper alloys w copper- nick bs alloys/c-nickel-zinc i	11 018	61 007	170 526	1 055 875
7408290000	Other copper alloys for copper wire	96 478	743 516	762 517	8 791 611
7409110000	Copper plates, sheets and strips, of refined copper in coils	150 825	1 067 106	1 377 977	10 491 623
7409190000	Copper plates, sheets and strips, of refined copper, not in coils	1 467 567	15 019 935	2 818 083	25 496 245
7409210000	Copper plates, sheets,strips, of copper zinc base alloys (brass), in cc	271 808	3 497 456	2 821 058	34 738 173
7409290000	Copper plates, sheets,strips, of copper zinc base alloys (brass), not	140 006	871 629	717 016	5 217 351
7409310000	Copper plates, sheets,strips, of copper tin base alloys (brass), in coi	103 497	1 699 902	1 345 126	18 913 711
7409390000	Copper plates, sheets,strips, of copper tin base alloys (brass), not ir	87 171	425 357	361 069	1 726 191
7409400000	Copper-nickel base alloy (cupro-nickel), copper-nickel-zinc base allc	39 734	949 641	489 442	10 887 914
7409900000	Other copper alloys, unrefined	2 244	40 210	117 190	744 091
7410110000	Copper foil, refined, thickness < 0.15mm , not backed	126 482	1 086 127	1 402 391	12 100 803
7410120000	Copper alloys, refined, thickness < 0.15 mm, not backed	44 990	521 459	466 020	5 029 152
7410210010	Reinforced sheets/plates of polyamide, of refined copper, backed	17 097	59 439	257 016	1 050 255
7410210020	Reinforced sheets/plates of polyamide, Copper clad laminate for Pc	408 394	4 207 593	2 273 629	22 023 131
7410210090	Reinforced sheets/plates of polyamide, Copper clad laminate not fc	15 514	155 292	448 457	3 425 679
7410220000	Reinforced sheets/plates of polyamide, Of copper alloys, unrefined	6 999	10 836	82 218	258 030
7411100000	Copper tubes & pipes of refined copper	401 056	3 576 396	3 618 376	32 410 877
7411210000	Copper tubes & pipes of copper alloys with copper-zinc base alloys	65 586	1 021 518	632 934	8 335 657
7411220000	Copper tubes & pipes of copper alloys with cupro-nickel or nickel si	602	19 866	19 640	442 326
7411290000	Other copper tubes and pipes	228 901	2 244 835	1 683 940	13 097 571
7412100000	Copper tube or pipe fitting of refined copper	32 312	194 074	93 509	866 713
7412201000	Copper tube or pipe fitting of copper-zinc base alloys (brass)	29 957	316 646	332 920	3 555 466
7412209000	Copper alloys, not brass, refined	90 204	565 689	514 913	3 631 193
7413000000	Stranded wire,cable,plaited bands, of copper, not electrically insula	83 351	955 043	919 482	9 983 962
7415101000	Nails&tacks(incl.drwing pins)of copper iron or steel with head of co	45 086	286 288	62 097	642 578
7415102000	Staples and similar articles of copper	16 046	35 054	17 309	124 839
7415109000	Tacks, drawing pins, & similar articles	4 369	92 573	61 621	965 583
7415210000	Washers (including spring washers) but not threaded	47 219	358 220	161 087	1 290 127
7415290000	Other articles of copper, not threaded	5 924	104 211	144 045	1 401 035
7415331000	Screws	22 648	292 929	215 856	2 491 369
7415332000	Bolts and nuts	37 577	489 659	245 268	2 132 865
7415390000	Other articles of copper, threaded	10 800	159 680	136 330	1 289 737
7418110000	Pot scourers and scouring or polishing pads, gloves and the like	0	2 369	0	3 795
7418190000	Other Pot scourers & scouring/polishing	6 276	83 410	10 023	184 178
7418200000	Sanitary ware and parts thereof	21 463	203 631	330 118	1 797 672
7419100000	Chain and parts thereof of copper	6 065	31 910	17 901	134 740
7419910010	Fittings for fire hoses, of copper	577	10 559	7 408	139 174
7419910020	Reservoirs, tanks, vats and similar of copper	2 017	27 805	18 603	533 714
7419910030	Electroplating anodes,machine belt for ships or other vessel	1 888	147 866	5 283	1 403 167
7419910090	Oth table, kichen,cast, moulded,stamped /forged but not further w	36 029	378 007	1 029 280	9 486 014
7419991000	Electroplating anodes,machine belt fastener,fitting for ships,fire ho	14 331	166 754	161 901	1 509 321
7419992000	Similar containers not fitted with mech./ternal equip. of a cap.of <	1 280	36 555	4 077	87 391
7419993100	Grill and netting of copper wire for machinery	4 072	42 350	234 849	807 098
7419993910	Grill and netting of copper wire Cloth suitable for making mosquito	391	16 049	1 089	95 067
7419993990	Other grill and netting of copper wire	17 401	113 767	262 726	2 074 389
7419994000	Other grill and netting of copper wire Springs	11 448	285 378	804 600	4 991 495

**I.3. IMPOR MENURUT KOMODITI / IMPORT BY HS COMMODITY**  
**\*\*\* AGUSTUS/AUGUST 2011 \*\*\***

HS	Uraian Komoditi Commodity Description	Berat Bersih / Net Weight (Kg)		Nilai / Value C.I.F (US\$)	
		Bulan ini Current Month	Kumulatif Cum.Jan. to date	Bulan ini Current Month	Kumulatif Cum.Jan. to date
7419995000	Other grill and netting of copper wire Cigarette cases or boxes and	295	6 210	2 364	34 246
7419999000	Other articles of non copper	24 396	387 873	96 431	2 146 461
7502100000	Nickel, not alloyed	87 003	385 204	1 585 189	7 163 097
7502200000	Nickel alloys	0	2 726	0	15 369
7504000000	Nickel powders and flakes.	5 086	26 875	120 816	663 007
7505110000	Bars, rods and profiles of nickel, not alloyed	1 072	9 516	29 378	281 454
7505120000	Bars, rods & profiles of nickel alloys	256	14 768	5 224	347 899
7505210000	Wire of nickel, not alloyed	6 386	90 455	119 691	2 263 776
7505220000	Wire of nickel alloys	17 719	178 043	251 459	2 739 543
7506100000	Nickel plates, sheets, strip&foil of nickel, not alloyed	5 751	33 964	117 652	937 703
7506200000	Nickel plates, sheets, strip and foil of nickel alloys	22 639	163 159	403 332	4 961 810
7507120000	Tubes and pipes of nickel alloys	172	44 366	9 892	1 859 209
7507200000	Tube or pipe fittings	9 443	161 455	63 011	573 581
7508100000	Cloth, grill and netting, of nickel wire	2 323	14 387	69 436	417 129
7508903000	Bolts and nuts of non nickel	655	22 530	25 457	157 857
7508904000	Other articles suitable for use in building of non nickel	0	8 350	0	8 993
7508909010	Electro-plating anodes,wrought or un- wrought, including those prc	46 246	369 484	714 393	5 830 898
7508909020	Screens for printing machines	1 794	31 960	63 304	366 245
7508909090	Other Nickel tubes, pipes, tube, pipe fittings	2 390	24 762	40 019	1 214 560
7601100000	Aluminium, not alloyed	11 169 492	128 667 514	28 592 456	328 299 594
7601200000	Aluminium alloys	12 871 705	116 849 270	33 760 884	303 407 967
7602000000	Aluminium waste and scrap.	2 710 415	23 633 893	5 217 678	45 164 835
7603100000	Aluminium powders of non-lamellar structure	118 961	1 102 347	327 100	3 053 013
7603200010	Aluminium powders and flakes of flakes	6 146	34 608	16 372	149 502
7603200020	Aluminium powders and flakes,powder of lamellar structure	2 072	189 494	30 593	797 735
7604101000	Bars and rods of aluminium not alloyed	179 948	2 650 669	427 691	6 646 994
7604109010	Profiles suitable for use as heat sink with cross-sect.dimention < 17	447	115 621	6 687	707 923
7604109090	Oth profiles suitable for use as heat sink	306 763	1 638 956	1 204 986	5 939 667
7604211000	Perforated tube profile for evaporator coils of mtr veh. ac mach.of	119 933	165 181	256 618	574 855
7604219000	Oth hollow profiles of aluminium alloys	344 740	2 972 946	1 609 021	15 903 176
7604291010	Extruded bars and rods not surface treated	13 404	350 385	54 587	1 146 319
7604291020	Extruded bars and rods surface treated	210	1 194	957	15 581
7604293000	Y-shaped profiles for zip fasteners, in coils of non aluminium alloys	98	21 465	1 866	379 162
7604299000	Other bars, rods and profiles of non aluminium alloys	192 257	1 585 126	4 669 403	34 975 048
7605110000	Alum. wire of aluminium not alloyed which the max.cross-sect'l din	10 669	35 864	41 424	283 370
7605191000	Aluminium wire of non aluminium not alloyed with a diameter < 0.1	1 185	8 917	24 448	206 819
7605199000	Other aluminium wire of non aluminium not alloyed	862 474	2 450 268	406 400	2 939 163
7605210000	Alum. wire of aluminium alloys which the max.cross-sect'l dimensic	8 550	80 835	40 442	366 612
7605291000	Aluminium wire of non aluminium alloys with a diameter not excee	5 060	47 201	117 733	417 793
7605299000	Other aluminium wire of non aluminium alloys	39 069	551 143	107 400	2 171 105
7606110010	Aluminium plates,sheets&strip of plain or figured by rolling of thick	32 281	302 705	1 751 156	13 821 534
7606110090	Oth aluminium plates,sheets&strip of plain/figured by rolling of thi	4 245 014	47 781 116	12 936 938	134 844 804
7606121010	Can stock (alloy 3004,3104 or 5182, of thickness > 0,25 mm, in coil	11 245	310 210	53 421	1 504 839
7606121090	Oth.Can stock (alloy 3004,3104, 5182, of thickness > 0,25 mm, in cc	148 993	1 424 146	2 909 250	27 037 480
7606123100	Sheets o alum. rigid cont.sheets alloy 5182,5082,hardnessh19<1,0C	107 542	887 037	540 418	4 424 806
7606123910	Other aluminium sheet/coil not exceeding 1,000 mm in width	1 190 556	7 191 330	3 808 398	20 853 915
7606123920	Other aluminium sheet / coil exceeding 1,000 mm in width	2 015 188	19 852 992	7 567 355	65 259 975
7606123930	Aluminium Litho Grade sheet/coil alloy ha 1052 hardness temper h	0	242 893	0	574 231
7606123990	Other aluminum sheet	720 203	4 249 887	3 435 760	18 778 780
7606124000	Oth, plain/figured by roll./press. but not surface treatedof non alur	116 541	1 760 239	135 044	4 775 364
7606129000	Other aluminium plate rectangler of aluminium alloys	336 238	3 880 599	1 109 969	14 403 858
7606912000	Oth alum. not alloyed,plain/figured by rolling/pressing b not surfac	15	64 148	453	166 438
7606919000	Oth aluminium plate, not rectangler of aluminium, not alloyed	252 360	1 630 298	822 046	5 687 598
7606923010	Venetian blind slat,whether or not rolled or cut, in width <= 1,000 r	2 095	20 193	9 405	57 373
7606923020	Sheet or coil of alum. rigid container sheet alloy 5182,5082,hardne:	1 132	43 601	4 523	177 627
7606923090	Oth.than Sheet/coil of aluminium rigid container sheet alloy 5182,5	22 144	800 229	23 858	1 303 483
7606929010	Oth venetian blind slat,whether or not rolled or cut, in width <=1,0l	2 823	13 759	38 203	120 000
7606929020	Oth.sheet/coil of alum.rigid container sheet alloy 5182,5082,hardn	40 226	454 946	69 298	1 099 137
7606929090	Other aluminium alloys	576 481	3 585 497	539 652	5 971 948
7607110000	Aluminium foil not backed, rolled but not further worked	807 255	5 129 164	3 547 464	21 617 565
7607191000	Foil of aluminium alloy A1075 or A3903 not back,oth than rolled bu	7 587	30 738	67 743	349 583
7607199000	Oth than foil aluminium alloy A1075/ a3903 not back,oth than roll l	267 323	2 250 749	1 922 716	19 477 859
7607204000	Aluminium foil backed for imitation gold or silver	4 958	20 832	26 179	94 745
7607209010	Aluminium foil laquer coated (white or of thickness >0,05 mm or <	194 324	1 321 940	896 326	11 045 097
7607209090	Oth.aluminium foil, backed, thickness <=0.2 mm	269 347	1 866 307	1 597 383	10 221 905
7608100000	Aluminium tubes and pipes of aluminium, not alloyed	202 765	392 495	715 463	1 691 516
7608200000	Aluminium tubes and pipes of aluminium alloys	123 034	1 131 008	685 259	6 765 186
7609000000	Aluminium tube or pipe fittings (for example, coupling,elbows,slee	60 088	423 914	659 331	4 968 621
7610100000	Alum. structures for doors, windows & their frames and thresholds	90 063	807 701	293 427	2 728 077
7610901000	Oth alum. structures for bridges and bridge section, towers, lattice	0	10 180	0	33 557
7610909000	Other aluminium structures	231 830	3 716 075	619 348	5 512 635
7611000000	Aluminium reservoirs, tanks, vats and similar containers for any ma	44 337	131 329	534 340	1 299 967
7612100000	Alum. collapsible tubular containers	10 926	252 639	175 326	1 914 147
7612901000	Aluminium casks, drums, cans, boxes and seamless containers for f	5 052	32 265	20 962	343 005
7612909000	Oth.aluminium casks,drums,cans, boxes & containers, for any mate	464 258	3 399 164	2 745 911	18 426 667

**I.3. IMPOR MENURUT KOMODITI / IMPORT BY HS COMMODITY**  
**\*\*\* AGUSTUS/AUGUST 2011 \*\*\***

HS	Uraian Komoditi Commodity Description	Berat Bersih / Net Weight (Kg)		Nilai / Value C.I.F (US\$)	
		Bulan ini Current Month	Kumulatif Cum.Jan. to date	Bulan ini Current Month	Kumulatif Cum.Jan. to date
7613000000	Aluminium containers for compressed or liquified gas	10 801	65 589	133 831	1 120 763
7614101100	Cable with steel core of circular cross section not exceeding 500 mr	248 420	5 407 898	545 360	12 170 867
7614101200	Cable with steel core of crclr cross section > 500 mm but < 1,000 m	0	113	0	4 365
7614101900	Other cable wth steel core	15 681	129 581	385 036	1 539 650
7614109000	Other stranded wire with steel core	63 812	1 269 818	396 854	3 337 898
7614901100	Cable without steel core of circular cross section not exceeding 50C	0	134 440	0	450 845
7614901200	Cable without steel core of circular cross section > 500 mm but < 6:	0	8 705	0	3 647
7614901900	Other cable without steel core	9 977	17 597	420 030	521 060
7614909000	Other stranded wire without steel core	59 134	268 910	224 474	1 552 009
7615110000	Pot scourers and scouring or polishing pads,/gloves and the like of :	4 607	9 016	9 315	28 073
7615190000	Oth table, kitchen/oth household articles & parts thereof of alumin	392 345	2 941 211	1 711 366	11 485 821
7615201000	Bedpans, urinals ( portable type ) and chamber	141	633	5 890	50 036
7615209000	Other sanitary ware and parts thereof of aluminium	19 091	93 751	39 795	271 437
7616101000	Nails of aluminium	6 046	99 872	11 654	316 139
7616102000	Staples and hooks of aluminium	43 904	291 875	337 334	1 639 697
7616109000	Tacks, rivets,cotters,cotter pins and washers of aluminium	51 632	506 313	623 194	5 196 406
7616910000	Other cloth, grill, netting and fencing, of aluminium wire	176 220	882 516	316 520	1 549 104
7616992000	Ferrules for use in the manufacture of pencils	4 693	58 901	42 185	639 143
7616993000	Alum.slugs, round, of such dim. that the thick's>one tenth of the di	50 086	1 153 196	96 200	3 092 331
7616994000	Bobbins, spools, reels and similar supports for textile yarn	31 300	204 148	77 874	554 316
7616996000	Latex spouts and latex cups	247	576	5 266	13 220
7616999010	Venetian blinds	6 066	45 358	43 932	314 651
7616999090	Other articles of aluminium	289 563	3 147 269	2 058 082	23 605 030
7801100000	Refined lead	3 832 277	36 477 863	10 162 914	95 329 622
7801910000	Oth unwrought lead&containing by wgt antimony as the principal c	1 785 872	21 233 767	4 307 059	50 487 134
7801991000	Oth unwrought lead&containing by wgt unrefined	363 325	5 384 953	918 388	13 032 152
7801999000	Oth unwrought lead&containing by wgt	199 811	1 782 315	656 156	5 471 159
7804110000	Sheets, strip and foil of a thickness < 0,2 mm	474	18 452	10 118	87 948
7804190010	Lead embossed, cut to shape, perford, coated,printed, backed, rei	1 391	50 467	117 307	1 229 810
7804190090	Oth.lead plates, sheets, strip and foil, lead	10 826	593 384	290 981	4 555 152
7804200000	Powders and flakes	5	74 962	137	46 768
7806002000	Other articles of lead,bars,rods, profiles and wire	1 517	55 503	127 856	1 061 576
7806003000	Other articles of lead,tubes,pipes and tube or pipe fittings (for	75 081	1 512 922	73 118	2 138 353
7806009010	Lead wool,washers,electro-plating anodes	12 527	19 516	2 455 348	2 481 299
7806009090	Other articles of lead	3 698	28 861	67 669	504 503
7901110000	Zinc not alloyed containing by weight 99.99% or more of zinc	4 296 174	41 960 997	10 350 379	100 219 528
7901120000	Zinc not alloyed containing by weight < 99.99% of zinc	2 462 744	25 080 756	5 864 516	60 662 005
7901200000	Zinc alloys	1 110 633	10 153 593	2 895 788	25 351 423
7903100000	Zinc dust	103 816	668 776	308 449	2 058 028
7903900000	Zinc powders and flakes	116 573	1 056 368	432 544	4 207 503
7904000010	Zinc wire,bars,rods,not surface treated	29 382	165 764	77 960	371 187
7904000090	Zinc profiles	10 902	63 930	31 245	543 659
7905001010	Zinc plates, sheets, strip not surface treated	346 939	2 094 021	578 120	3 358 373
7905001020	Zinc plates, sheets, strip surface treated	44 086	637 626	29 826	282 854
7905002010	Zinc foil not surface treated	1 677	196 060	1 375	234 996
7905002090	Zinc foil Surface treated	10 418	10 419	8 771	8 940
7907003000	Gutters, roof capping, skylight frames & oth fabricated building con	45 523	1 404 424	50 956	1 171 359
7907004000	Zinc tubes, pipes,tube, pipe fittings (cuoplings, elbows, sleeves)	37 085	180 316	69 253	342 888
7907009010	Electro-plating anodes; stencil plates	203 971	1 610 505	583 572	4 752 467
7907009020	Domestic articles and parts thereof	6 245	145 021	28 513	357 661
7907009090	Oth articles of zinc oth than domestic	79 594	1 238 846	400 528	4 177 329
8001100000	Tin, not alloyed	1 030 017	1 080 121	809 529	1 136 065
8001200000	Tin alloys	22 738	213 020	803 281	7 544 188
8003000000	Tin bars, rods, profiles and wire.	43 904	456 448	861 784	9 934 536
8007002000	Other articles of tin, sheets and strip, Plates, thickness > 0,2mm	121 746	6 776 426	389 880	9 084 543
8007003000	Tin-foil (whether or not printed or back per),thick < 0,2 mm,powde	36	4 382	590	27 806
8007004000	Tin-Tubbes, pipes and tube or pipe fitti (for example, couplings, elb	7	1 226	3 243	14 775
8007009010	article of tin, Collapsible tubes for dentifrices, colours, and the like,	45	45	1 154	1 154
8007009090	Other articles of tin	14 648	168 279	65 137	579 034
8101100000	Tungsten (wolfram) powders	1 000	16 900	72 500	762 568
8101940000	Unwrought tungsten, including bars and rods obtained simply by si	198	1 282	134 758	339 621
8101960000	Tungsten wire	2 835	74 902	98 590	2 427 876
8101990010	Tungsten bar&rods,oth than those obtaine ply by sintering,profiles	15	1 100	2 274	87 062
8101990090	Other tungsten (wolfram)	402	4 876	50 296	277 704
8102100000	Molybdenum powders	0	1 363	0	29 435
8102940000	Unwrought molybdenum, including bars and rods obtained simply l	0	49	0	280
8102950000	Molybdenum bar&rods,o.than those obt'd simp. by sintering,profil	91	706	9 223	18 065
8102960000	Molybdenum wire	558	12 749	63 341	507 626
8102990000	Other molybdenum	0	103	0	6 442
8103200000	Unwrought tantalum, including bars and rods obt'd simp.by sinterir	16 857	43 890	2 494 689	6 674 170
8103900000	Other tantalum	0	442	0	11 362
8104110000	Unwrought magnesium containing at least 99.8 % by weight of maç	219 007	1 743 621	731 478	5 559 030
8104190000	Other unwrought magnesium	1 835	76 901	3 122	225 925
8104300000	Magnesium raspings,turnings &granules, graded according to size;	151	45 525	10 743	375 466
8104900000	Other magnesium	4 122	40 341	14 248	138 776

**I.3. IMPOR MENURUT KOMODITI / IMPORT BY HS COMMODITY**  
**\*\*\* AGUSTUS/AUGUST 2011 \*\*\***

HS	Uraian Komoditi Commodity Description	Berat Bersih / Net Weight (Kg)		Nilai / Value C.I.F (US\$)	
		Bulan ini Current Month	Kumulatif Cum.Jan. to date	Bulan ini Current Month	Kumulatif Cum.Jan. to date
8105201000	Unwrought cobalt	5 000	15 000	186 289	578 169
8105209000	Mattes cobalt; cobalt powders	2 000	33 553	64 220	1 067 365
8105900000	Other cobalt mattes	993	7 580	128 710	423 971
8106009000	Other bismut	1 043	7 032	32 809	177 456
8107200000	Unwrought cadmium, powders	4	10	1 483	3 051
8107900000	Other cadmium	0	1 329	0	5 609
8108200000	Unwrought titanium; powders	2	1 645	804	7 632
8108300000	Titanium waste and scrap	2	5	21	27
8108900000	Other titanium	20 235	257 857	936 747	8 367 100
8109200000	Unwrought zirconium; powders	1 844	3 869	1 006	28 922
8109900000	Other zirconium	2 207	38 467	18 380	93 590
8110100000	Unwrought antimony; powders	30 119	178 676	345 243	2 568 908
8110900000	Other antimony	16 273	17 273	109 733	126 033
8111000000	Manganese and articles thereof, include waste and scrap.	20 000	24 000	84 700	102 100
8112120000	Unwrought beryllium; powders	1 661	2 040	4 025	26 976
8112190000	Other beryllium	3 403	9 964	97 983	345 881
8112210000	Unwrought chromium; powders	436	44 419	5 312	385 725
8112290000	Other Chromium	213	2 068	6 248	79 039
8112990000	Other thallium	63	156	262	2 840
8113000000	Cermets and articles thereof, including waste	0	2	0	4 977
8201100000	Spades and shovels	19 966	87 191	17 753	128 224
8201200000	Forks	533	4 650	275	4 068
8201301000	Hoes (mamooties) and rakes	4 734	175 163	9 058	144 632
8201309000	Mattocks and picks	7 764	23 910	12 827	39 584
8201400000	Axes, bill hooks and similar hewing tool	26	13 508	472	33 763
8201500000	Secateurs & similar one-handed pruners and shears (including poul	4 141	67 621	3 062	127 265
8201600000	Hedge shears, two-handed pruning shears and similar two handed s	288	3 616	403	6 985
8201900000	Other hand tools of a kind used in agriculture, horticulture or fores	79	15 918	540	116 650
8202100000	Hand saws	153 447	1 467 544	221 746	2 309 744
8202200000	Band saw blades	80 272	735 972	417 468	3 952 753
8202310000	Circular saw blades with working part of steel	9 769	129 379	29 284	814 920
8202390000	Other circular saw blades, including parts	155 081	813 151	261 959	2 015 780
8202400000	Chain saw blades	99 517	831 628	320 172	2 575 914
8202910000	Straight saw blades for working metal	17 559	65 306	13 380	131 062
8202991000	Straight saw blades	36 965	64 514	69 370	515 098
8202999000	Other saw blades	55 777	707 176	191 459	2 995 430
8203100000	Files, rasps and similar tools	59 509	565 533	117 754	1 036 180
8203200000	Pliers (including cutting pliers), pincers, tweezers and similar tools	405 051	2 825 197	790 236	5 840 998
8203300000	Metal cutting shears and similar tools	62 100	380 443	196 127	1 785 853
8203400000	Pipe-cutters, bolt croppers, perforating punches, and similar tools	67 423	328 094	143 169	1 234 285
8204110000	Hand operated spanners and wrenches non - adjustable	445 231	4 000 488	911 677	7 697 555
8204120000	Hand operated spanners and wrenches adjustable	368 319	2 142 838	768 235	6 569 811
8204200000	Interchangeable spanner sockets, with or without handles	126 324	1 129 277	462 526	3 933 934
8205100000	Drilling, threading or tapping tools	46 757	456 068	373 439	2 904 638
8205200000	Hammers and sledge hammers	519 116	4 228 847	671 721	6 199 586
8205300000	Planes, chisels, gouges and similar cutting	159 214	1 106 232	238 793	1 611 356
8205400000	Screwdrivers	235 845	1 950 972	484 773	3 968 175
8205511000	Flat irons	339	1 650	2 219	13 667
8205519000	Other household tools	4 387	46 807	63 918	472 814
8205590000	Other hand tools , oth than househlocl tools	317 178	3 122 620	1 015 807	10 125 868
8205600000	Blow lamps	5 296	10 868	6 675	17 615
8205700000	Vices, clamps and the like	88 267	1 576 821	408 730	6 125 349
8205800000	Anvils; portable forges; hand-/pedal- op'ted grinding wheels with fr	8 389	45 063	52 865	536 480
8205900000	Sets of articles of two or more of the foregoing subheadings	55 968	379 175	256 841	2 222 355
8206000000	Tools of two/more of the headings82.02 to82.05 put up in sets for i	146 644	1 253 126	912 871	6 962 591
8207130000	Rock drilling or earth boring tools with working part of cermets	12 946	101 472	303 284	2 564 291
8207190000	Other rock drilling or earth boring tools, including parts	140 032	2 543 036	5 120 990	36 029 186
8207200000	Dies for drawing or extruding metal	24 747	597 892	4 393 938	40 156 195
8207300000	Tools for pressing, stamping or punching	175 660	1 612 658	4 041 855	32 051 458
8207400000	Tools for tapping or threading	19 206	197 839	985 045	8 629 869
8207500000	Tools for drilling, other than for rock drilling	196 949	967 249	2 216 493	12 230 069
8207600000	Tools for boring or broaching	2 350	101 082	292 189	3 984 177
8207700000	Tools for milling	12 008	66 911	393 440	3 674 209
8207800000	Tools for turning	36 169	230 761	1 419 820	7 127 316
8207900000	Other interchangeable tools	96 043	575 332	1 921 225	20 163 356
8208100000	Knives and cutting blades for metal working	11 957	166 761	737 231	5 564 593
8208200000	Knives and cutting blades for wood working	101 492	698 264	831 593	5 309 031
8208300000	Knives&cutting blades f kitchen app'es /for mach. used by the food	2 979	24 139	60 147	241 877
8208400000	Knives&cutting blades for agricultural , horticultural or forestry ma	22 879	95 686	58 581	311 803
8208900000	Other knives and cutting blades	170 216	1 847 230	2 079 816	17 069 545
8209000000	Plates, sticks, tips and the like for tools,	18 222	982 821	754 395	7 307 108
8210000000	Hand-operated mechanical appliances, weighing	353 093	1 531 732	369 028	1 640 322
8211100000	Knives with cutting blades,serrated or not and sets of assorted artic	2 127	268 757	17 154	728 050
8211910000	Table knives having fixed blades	18 117	206 557	77 110	882 147
8211925010	knives ,fix blades, handle of base metal for agricultural, horticultur	388	5 881	15 461	284 799

**I.3. IMPOR MENURUT KOMODITI / IMPORT BY HS COMMODITY**  
**\*\*\* AGUSTUS/AUGUST 2011 \*\*\***

HS	Uraian Komoditi Commodity Description	Berat Bersih / Net Weight (Kg)		Nilai / Value C.I.F (US\$)	
		Bulan ini Current Month	Kumulatif Cum.Jan. to date	Bulan ini Current Month	Kumulatif Cum.Jan. to date
8211925090	knives ,fix blades,handle oth than metal for agricultural, horticultur	2 801	46 137	3 729	100 993
8211929010	Flick or spring knives; hunting,diving and scouts knives,penknives;b	2 267	15 139	7 794	49 895
8211929020	Other knives having fixed blades with handle of base metal	1 223	8 117	1 571	47 125
8211929090	Other knives having fixed blades with handle oth than base metal	1 500	68 516	42 660	393 112
8211932010	Knives,oth than fixed blades,with handle base metal, for agricultur:	22	1 156	530	2 158
8211932090	Knives,oth than fixed blades,handle oth than metal, for agricultural	1 218	1 880	905	4 930
8211939010	Knives having other than fixed blades with handle of base metal	0	861	0	1 939
8211939090	Knives having other than fixed blades, with handle oth than base m	2 935	67 484	11 574	314 153
8211940000	Blades ----With handle of base metal	23 523	151 257	83 200	865 304
8211950000	Knives with handles of base metal	4 209	73 935	21 296	334 222
8212100000	Razors	12 428	94 465	101 258	547 446
8212201000	Safety razor blades with double-edged razor blades	95 136	727 462	2 638 825	16 320 210
8212209000	Other razors and razor blades	39 996	235 132	111 765	779 048
8212900000	Other parts of razors and razor blade	2 113	9 708	4 579	89 898
8213000000	Scissors, tailors' shears and similar shears,	284 103	1 499 309	492 033	2 714 884
8214100000	Ppr knives,ltr openers,erasing knives ,pencil sharpeners and blade:	120 764	880 551	245 842	1 817 747
8214200000	Manicure or pedicure sets and instruments	35 580	380 485	73 063	1 004 890
8214900000	Other articles of cutlery	108 577	425 428	175 398	739 929
8215100000	Spoons,forks,ladles,skimmer,cake serv. &fish knives sets of assorte	1 489	72 676	12 668	197 516
8215200000	Similar kitchen and tableware, other sets of assorted articles	212 397	1 269 311	370 043	1 884 186
8215910000	Similar kitchen and tableware plated with precious metal	18 004	18 466	44 837	45 414
8215990000	Other similar kitchen and tableware	398 257	3 788 939	850 697	7 627 777
8301100000	Padlocks	621 785	4 098 051	1 314 064	7 520 081
8301200000	Locks of a kind used f motor vehicles	194 305	1 286 238	2 015 179	13 658 884
8301300000	Locks of a kind used for furniture	416 778	2 705 637	591 255	3 792 255
8301400000	Other locks	736 430	5 777 008	1 702 561	13 039 314
8301500000	Clasps and frames with clasps, incorporating locks	8 920	111 393	107 890	965 206
8301600000	Parts of padlocks and lock	440 343	3 517 812	3 194 911	21 279 621
8301700000	Keys presented separately	21 286	87 343	80 076	278 867
8302100000	Hinges	1 431 515	12 531 154	1 924 590	16 966 286
8302200000	Castors	331 927	3 580 773	465 738	5 539 414
8302300000	Oth mountings, fittings and similar articles suitable for motor vehic	311 816	3 011 453	2 537 034	21 042 126
8302413010	Hasps ; suitable for building suitable for building	258 309	1 720 893	251 110	1 692 977
8302413090	Bolts, hooks, eyes and staples suitable for building	87 765	890 587	121 662	1 460 168
8302419000	Other mounting suitable for building	677 214	6 953 385	1 373 356	10 904 468
8302421000	Bolts and hasps suitable for furniture	39 886	131 458	64 058	393 487
8302429000	Other Mounting ; suitable for furniture	1 265 329	10 741 629	2 713 270	21 842 089
8302491000	Mounting of a kind suitable for saddlery	1 330	34 146	14 472	316 609
8302499000	Other mounting ; oth than of a kind suitable for saddlery	515 458	4 981 658	728 019	10 028 567
8302500000	Hat-racks,hat-pegs, brackets and similar fixtures	129 037	881 346	413 331	2 962 360
8302600000	Automatic door closers	73 098	552 606	335 667	2 278 186
8303000000	Armoured/reinforced safes, strong-boxes and doors and safe depos	226 317	2 546 132	535 523	5 218 567
8304001000	Filing cabinets or card-index cabinets	41 698	336 317	98 781	524 733
8304002000	Office or desk equipment of copper or of lead	17 863	100 847	105 125	568 642
8304009000	Other similar office or desk equipment	196 478	1 533 544	509 972	4 979 517
8305101000	Fittings for double loop wire binders double loop wire binders	24 088	492 303	65 049	1 169 161
8305109000	Fittings for loose-leaf binders or files oth than double loop wire bin	81 030	752 182	188 538	1 257 836
8305200000	Staples in strips	265 660	1 831 308	412 344	2 707 962
8305900000	Letter coners, paper clips, indexingtags office articles	206 961	1 746 567	542 875	4 922 744
8306101000	Bells for cycles	4 127	83 117	10 961	133 693
8306102000	Bells, gongs and the like, of copper	0	48	0	1 024
8306109000	Bells, gongs and the like, oth than of copper	1 075	18 677	4 974	101 905
8306210000	Statuetes and other ornamen plated with precious metal	0	3 445	0	26 130
8306291000	Statuetes and other ornamen, of copper or lead	6 027	7 567	7 767	14 072
8306299000	Statuetes and other ornamen, of oth than copper or lead	25 591	81 886	42 023	291 225
8306301000	Photograph, picture or similar frames; mirrors : of copper	0	4 955	0	12 359
8306309000	Photograph, picture or similar frames; mirrors : of oth than copper	44 893	235 462	94 235	626 395
8307100000	Flexible tubing of base metal, with or without fitting of iron or steel	160 261	979 678	1 271 998	7 505 676
8307900000	Flexible tubing of base metal, with or without fitting of other base m	2 000	132 445	38 111	924 807
8308100000	Hooks,eyes&eyelet o base metal of a k. used f cloth,footwear,awnii	173 623	2 140 640	1 919 999	22 619 677
8308200000	Tubular/bifurcated rivets of bs metal of a kind used for clothing,fo	48 385	337 486	481 671	3 644 335
8308901000	Beads of base metal	65 119	463 224	353 868	2 668 877
8308902000	Spangles of base metal	1 458	33 176	27 679	392 282
8308909000	Other clups and parts	305 767	3 106 727	2 446 271	23 201 266
8309100000	Crown corks of packing accessories of base metal	18 424	54 994	89 449	188 500
8309901000	Capsules for bottles of base metal	428	30 955	15 398	253 397
8309902000	Top ends of alum. cans of base metal	130 560	2 791 823	743 122	13 853 028
8309903000	Other caps for cans of base metal	75 898	1 179 265	242 155	3 586 184
8309904000	Bungs for metal drums; bung covers; seals;case corner protectors	21 949	263 250	140 215	1 479 747
8309905000	Oth packing accessories, of aluminium	61 548	376 041	538 056	3 952 119
8309909000	Oth packing accessories, of base metal	104 555	908 332	759 245	7 309 901
8310000000	Sign, name, address and similar plates, numbers, and oth symbols,	21 974	149 279	251 811	2 120 903
8311101000	Coated electrodes of base metal, for electric arc-welding : In rolls	147 169	2 939 750	1 312 162	7 638 586
8311109000	Coated electrodes of base metal,for elec tric arc-welding. In oth th	1 912 607	16 145 939	3 039 307	24 753 925
8311201000	Cored wire of base metal, for electric arc-welding : In rolls	230 155	5 528 293	640 498	7 801 356

**I.3. IMPOR MENURUT KOMODITI / IMPORT BY HS COMMODITY**  
**\*\*\* AGUSTUS/AUGUST 2011 \*\*\***

HS	Uraian Komoditi Commodity Description	Berat Bersih / Net Weight (Kg)		Nilai / Value C.I.F (US\$)	
		Bulan ini Current Month	Kumulatif Cum.Jan. to date	Bulan ini Current Month	Kumulatif Cum.Jan. to date
8311209000	Cored wire of base metal, for electric arc-welding : In oth than rolls	219 290	1 538 077	1 870 122	6 300 769
8311301000	Coated rods & core wire of base metal for sold,braz/welding by flan	506 944	4 060 288	2 033 233	15 729 418
8311309000	Coated rods & core wire, base metal,for sold,braz/weld by flame in	405 515	5 911 943	1 339 729	15 941 380
8311900000	wire and rods, of agglomerated base metal powder, used for metal	108 267	1 618 873	777 849	7 448 501
8401100000	Nuclear reactors	0	26 828	0	161 888
8401200000	Machin and app for isotopic separation, and parts thereof non-irra	10 300	11 683	492 969	503 918
8401300000	Fuel elements (cartridges),	1 300	3 510	163 847	205 406
8401400000	Parts of nuclear reactors	0	171	0	4 142
8402111000	Watertube boiler electric with a steam production exceeding 45 to	326 964	3 436 245	770 651	10 670 603
8402112000	Watertube boiler not electric with a steam production exceeding 4!	3	2 030 214	108	8 922 593
8402121100	Watertube boilers elect. with a steam 15 tons <= steam prod.< 45t	713 399	5 597 581	2 140 500	19 881 971
8402121900	Watertube boilers electric with a steam prod < 15 tons /hours	32 486	3 558 747	759 680	11 608 362
8402122900	Watertube boilers not electric with a 15 tons <= steam prod.< 45t	0	304 382	0	590 249
8402191100	Electric boilers with a steam prod.< 15 tons/hours	9 440	73 509	63 124	330 446
8402191900	Oth vapour elect generating boilers,incl hybrid boilers, steam prod.	200 765	1 273 233	244 665	3 375 521
8402192100	Oth not-elect generating boilers,incl hybrid boilers, steam prod >15	31 741	130 492	926 870	1 105 454
8402192900	Oth not-elect generating boilers,incl hybrid boilers, steam prod<=15	589 540	1 186 143	1 705 373	6 615 967
8402201000	Electric super heated water boilers electrically operated	0	142 120	0	226 139
8402202000	Electric super heated water boilers not electrically operated	11 639	709 007	119 260	3 092 049
8402901000	Boiler bodies or shells generating boilers	530 846	3 986 993	1 333 590	9 659 979
8402909000	Other parts of steam or other vapour generating boilers	1 319 547	13 046 373	7 019 542	60 894 797
8403100000	Boilers of central heating boilers other than those of heading 84.02	32 390	1 225 805	169 854	5 818 109
8403901000	Boiler bodies or shells central heating boilers oth than those of hea	0	964 373	0	7 800 059
8403909000	Other part of central heating boilers oth than those of heading 84.(	27 733	1 645 775	89 962	2 271 573
8404101010	Soot remover for use with boilers of heading 84.02	1 166	18 959	49 111	306 177
8404101090	Oth auxiliary plant for use with boilers of heading 84.02	2 545 948	17 670 980	6 152 656	71 535 792
8404102000	Oth auxiliary plant for use with boilers of heading 84.03	393 609	837 390	942 994	2 321 690
8404200000	Condensers for steam or other vapour power units	14 465	2 265 571	262 006	23 724 831
8404901100	Boiler bodies or shells of goods of subheading 8404.10.10 :	0	98	0	4 851
8404901900	Part oth than boiler bodies or shells of goods of subheading 8404.1	47 954	158 023	167 387	808 598
8404902900	Part oth than boiler bodies or shells of goods of subheading 8404.1	90	77 958	2 700	424 745
8404909000	Other parts of auxiliary machinery for use with boilers	1 069 628	7 476 197	9 473 869	54 028 105
8405100000	Producer gas/water gas generators,with or without purifiers; acety	35 241	516 227	2 011 095	6 789 071
8405900000	Parts of producer gas or water generators	13 225	403 220	558 900	10 027 576
8406100000	Turbines for marine propulsion	258	26 108	37 945	2 479 160
8406810000	Turbines oth than marine propulsion of an output exceeding 40 Mw	2 767 394	19 592 915	19 474 210	131 632 572
8406820000	Turbines oth than marine propulsion Of an output not exceeding 4!	85 576	1 345 829	2 393 057	20 974 385
8406900000	Parts of steam turbines and parts	2 045 331	8 582 388	18 641 028	120 472 450
8407100000	Spark-ignition rcrpctg piston engines for aircraft	26 707	87 493	27 165 381	44 858 904
8407210000	Outboard motors, marine propulsion engines	70 509	738 896	1 930 527	20 242 712
8407291000	Spark-ignition rcrpctg piston engn for oth marine prop egn, output	57 522	1 078 477	110 559	4 536 138
8407299000	Spark-ignition rcrpctg piston engn for oth marine prop egn, output	6	33 360	6 344	261 707
8407310000	Reciprocating piston engine of vichile of chapter 87 ,capacity <=50 l	3 005	42 272	2 817	129 347
8407320000	Reciprocating piston engine of vichile of chapter 87 ,50cc< capacity	215 334	1 959 386	1 835 521	17 064 534
8407330000	Reciprocating piston engine of vichile of chapter 87 ,250cc< capacit	120	17 290	2 250	105 222
8407341000	Piston engine for pedestrian controlled tractors, cylinder capacity <=	5 459	38 518	136 697	914 419
8407342000	Reciprocating piston engine of vichile of heading 87.01	134	632	5 575	15 046
8407343000	Spark ignition rcrpctg piston engn of a cyl.capa exc.1000 cc for vhc.	3 022	41 618	49 100	1 052 113
8407349000	Piston engn of a capacity exc. 1000 cc oth.for tractors,vhc.of hd 87.	908 326	9 538 995	7 537 875	67 673 117
8407901000	Oth spark-ignition recipro pist engine of a power not exceeding 18.6	708 693	6 059 003	2 100 390	21 861 474
8407902000	Oth spark-ignition recipro pist engine power > 18.65 kw and <= 22.:	1	67 036	132	268 997
8407909000	Oth spark-ignition recipro pist engine of a power > 22.38kw (30hp)	68 846	955 792	158 670	2 438 043
8408104000	Comprss-igntn piston eng.for marine propulsion of a power not exc	636 261	5 084 973	1 582 887	20 626 955
8408109000	Comprss-igntn piston eng.for marine propulsion of a power exceed	167 047	1 223 823	3 278 369	26 306 442
8408201100	Comprss-igntn piston engines for vhcls 8701.10, output <= 60 kw	0	12 499	0	15 677
8408201200	Comprss-igntn piston eng oth for vhcls 8701.10, output <= 60kw,fu	317 373	2 801 963	401 527	4 296 444
8408201900	Comprss-igntn piston engines for vhcls oth 87,not fully assemble,ot	67 798	79 863	2 038 752	2 179 649
8408209100	Comprss-igntn piston engines for vhcls 8701.10, oth output not exc	5 298	35 180	48 541	1 011 478
8408209200	Comprss-igntn piston eng oth for vhcls 8701.10,oth.output <= 60kv	741 672	6 040 746	12 384 033	100 576 826
8408209900	Comprss-igntn pist engines oth for vhcl 8701.10,oth.output <= 60kv	36 675	884 664	425 293	8 647 361
8408901010	Comprss-igntn piston engn for earth move mach. of an output not i	0	9 474	0	25 734
8408901020	Comprss-igntn piston engn,railway loc/ tramway vhc.of output not	0	6 892	0	257 773
8408901090	Compr-ign piston engn oth for earth move mach,railway loc.output	921 959	10 055 106	1 801 100	16 093 906
8408905010	Comprss-igntn piston engn for earth move mach. of an output exc.	414 411	2 702 163	6 269 502	41 982 661
8408905090	Compr-ign piston engn oth.for earth move mach,railway loc. an ou!	295 190	2 194 274	3 365 447	23 936 808
8408909100	Compr-ign piston eng for earth move mach oth an output=100kw, i	97 132	677 250	1 934 850	11 223 101
8408909200	Compr-ign piston eng for railway loc/tram vhc.oth.output > 100kw,a	0	1 470	0	58 988
8408909900	Comp.ign.piston eng.oth,earth move mach rail loc. oth output exc.:	1 051 988	18 897 331	2 700 980	32 799 786
8409100000	Parts suitable for aircraft engines	153	11 775	8 409	422 326
8409911100	Carburettors & parts thereof for earth moving machinery, spark-igr	14 661	114 689	272 902	2 290 103
8409911200	Cylinder blocksfor earth mov machinery, spark-ignition	16 154	125 313	189 178	1 544 484
8409911300	Cylinder linersfor earth mov machinery, spark-ignition	4 806	34 686	38 666	567 597
8409911400	Heads and head coverfor earth machinery, spark-ignition	6 050	148 566	61 339	1 905 741
8409911500	Pistonsfor earth mov machinery, spark-ignition	21 372	370 876	306 240	3 613 091
8409911600	Piston rings,gudgeon pinsfor earth move machinery, spark-ignition	20 618	102 019	323 586	1 983 215



**I.3. IMPOR MENURUT KOMODITI / IMPORT BY HS COMMODITY**  
**\*\*\* AGUSTUS/AUGUST 2011 \*\*\***

HS	Uraian Komoditi Commodity Description	Berat Bersih / Net Weight (Kg)		Nilai / Value C.I.F (US\$)	
		Bulan ini Current Month	Kumulatif Cum.Jan. to date	Bulan ini Current Month	Kumulatif Cum.Jan. to date
8409911900	Oth parts suitable for earth moving machinery, spark-ignition	10 310	305 836	210 160	2 447 334
8409912100	Carburettors&part thereof for vhcls of 87.01, power =< 22.38 kw,	141	4 552	5 673	128 662
8409912200	Cylinder blocks for vehicle of head 87.01 power =< 22.38 kw, spark-	3 988	36 707	32 081	319 141
8409912300	Cylinder liners for vehicle of head 87.01 power =< 22.38 kw, spark-ign	577	2 889	1 005	20 335
8409912400	Heads and head cover for vhcls of 87.01 power =< 22.38 kw, spark-	182	10 902	3 929	247 054
8409912500	Pistons for vehicles of 87.01, power =< 22.38 kw, spark-ign	1 267	19 941	17 138	469 191
8409912600	Piston rings & gudgeon pins for vhcls of 87.01,power =< 22.38 kw, s	236	3 739	8 910	28 953
8409912900	Oths parts suitable for vehicles 8701, power =< 22.38 kw, spark-ign	558	74 630	25 236	446 825
8409914100	Carburettors and parts thereof for vehicles 87.11, spark-ignition	248 121	1 957 861	9 149 559	82 744 343
8409914200	Cylinder blocks, crank cases for vhcls 87.11,spark-ignitio	155 042	1 477 513	1 716 400	15 002 859
8409914300	Cylinder liners for vehicles 87.11,spark-ignition	0	57 437	0	127 288
8409914400	Heads and head cover for vehicles 87.11,spark-ignition	239 626	1 094 783	2 388 686	35 715 446
8409914500	Pistons for vehicles 87.11,spark-ignition	26 429	336 361	289 673	3 347 446
8409914600	Piston rings and gudgeon pins for vehicles 87.11,spark-ignition	8 390	149 860	269 795	3 871 670
8409914900	Oth parts suitable for vehicles heading 87.11, spark-ignition	235 845	2 485 099	6 306 954	65 071 078
8409915100	Carburettors and parts thereof for oth vehicles of chapter 87, spark-	72 569	447 996	1 123 015	8 134 145
8409915200	Cylinder blocks, crank cases for oth vehicles of chapter 87, spark-ign	930 862	7 292 558	10 386 911	77 643 188
8409915300	Cylinder liners for oth vehicles of chapter 87, spark-ignition	25 347	150 889	41 754	552 412
8409915400	Heads and head cover for oth vehicles of chapter 87, spark-ignition	78 495	600 909	1 031 286	7 457 780
8409915500	Pistons for oth vehicles of chapter 87, spark-ignition	81 420	608 135	1 327 793	10 169 081
8409915600	Piston rings and gudgeon pins for oth vehicles of chapter 87, spark-	29 624	432 194	1 181 527	10 315 271
8409915900	Oth parts suitable for vehicles for oth vehicles 87, spark-ignition	836 699	6 348 358	13 593 750	94 611 541
8409916100	Cyl.block,crank case,marine propul eng, power<= 22.38kw for vssl c	105	12 939	6 142	34 889
8409916200	Piston for marine propuls eng, power<= 22.38 kw for vssls of 89, sp	0	818	0	8 149
8409916300	Oth.for vssls chapt.89,marine propl eng of a power <= 22.38 kw, sp	11 864	125 137	93 342	2 431 694
8409916400	Cyl.block,crank cases,marine propuls eng power>22.38kw for chapte	7	6 439	603	302 331
8409916500	Pistons for marine propuls eng.of power> 22.38 kw for vssls of 89,s	2 880	10 398	248 298	464 165
8409916600	Oth.for chapt.89 for marine propuls eng, of a power>22.38 kw, spa	46 540	179 917	96 389	1 548 863
8409917100	Carburettors & parts thereof for oth engines, spark-ignition	4 058	46 456	25 810	251 857
8409917200	Cylinder block for oth eng,spark-ign	156 888	1 224 148	164 119	2 201 333
8409917300	Cylinder liner for oth eng,spark-ign	10 728	106 514	229 176	1 470 800
8409917400	Heads and head cover for oth engines, spark-ignition	39 299	348 259	200 941	2 322 927
8409917500	Pistons for oth engines,spark-ignition	34 938	352 898	883 597	7 720 099
8409917600	Piston rings and gudgeon pins for oth engines, spark-ignition	3 937	22 759	46 360	460 388
8409917900	Oth parts for oth engines, spark-ignition	437 081	3 172 328	3 509 153	21 871 086
8409991100	Carburettors & parts thereof for earth moving machinery, comp-ign	5 285	27 483	88 985	754 620
8409991200	Cylinder blocks for earth moving mach, comp-ignition	19 788	50 342	278 927	1 534 580
8409991300	Cylinder liners for earth moving mach, comp-ignition	636	39 993	13 957	273 315
8409991400	Heads and head cover for earth moving machinery, comp-ignition	49 887	364 206	1 298 048	9 401 180
8409991500	Pistons for earth moving machinery, comp-ignition	11 337	98 625	184 613	1 755 487
8409991600	Piston ring & gudgeon pin for earth move machinery, comp-ignitior	6 691	50 019	109 351	908 302
8409991900	Oth parts suitable for earth moving machinery, comp-ignition	100 712	1 062 533	676 883	6 807 465
8409992100	Carburettors&part thereof for vehicles of 87.01 comp-ignition	3 149	48 910	3 470	50 687
8409992200	Cylndr blocks for vehicles of 87.01 comp-ignition	10 120	222 735	12 794	255 664
8409992300	Cylndr liners for vehicles of 87.01 comp-ignition	8 552	18 544	29 428	65 061
8409992400	Heads and head cover for vhcls of 87.01 comp-ignition	1 844	11 786	61 274	230 958
8409992500	Pistons for vehicles of 87.01, comp-ignition	10 341	20 028	7 887	72 923
8409992600	Piston ring&gudgeon pin for vhcls of 87.01 comp-ignition	378	99 704	3 687	57 478
8409992900	Oths parts suitable for vhcls 87.01, comp-ignition	13 909	241 973	34 724	398 836
8409994100	Carburettors and parts thereof for oth vehicles of chapter 87, comp-	235 264	1 209 169	3 053 981	16 277 862
8409994200	Cylinder blocks for oth vhcls of chapt 87, comp-ignition	482 009	2 504 096	6 787 888	35 193 330
8409994300	Cylinder liners for oth vehicles of chapter 87,comp-ignition	36 447	207 596	215 258	1 472 114
8409994400	Heads and head cover for vehicles of chapter 87,comp-ignition	216 558	1 446 158	3 077 451	19 952 246
8409994500	Pistons for oth vehicles of chapter 87,comp-ignition	60 338	453 562	675 927	3 921 146
8409994600	Pistons ring & gudgeon pins for vhcls of chapter 87, comp-ignition	76 498	426 884	1 470 880	8 200 884
8409994900	Oth parts suitable for vehicles for oth vehicles 87, comp-ignition	1 273 746	7 306 494	19 422 262	108 209 726
8409995100	Cyl.block,crank case,marine propuls.eng, power<= 22.38kw for vssl	0	66	0	290
8409995200	Piston for marine propul eng of power<= 22.38 kw for vssls of 89,cc	184	1 920	2 940	5 239
8409995300	Oth.for vssls chapt.89,marine propul eng of a power<= 22.38 kw, cc	912	34 367	5 386	135 485
8409995400	Cyl.block,crank cases,marine propuls eng of power>22.38kw for vs	176	5 460	3 277	45 884
8409995500	Pistons for marine propuls eng.of power > 22.38 kw for vssls of 89,i	190	14 311	1 642	362 173
8409995600	Oth.for vssls,chap89,marine propuls eng of a power>22.38 kw, com	3 577	442 423	51 728	2 151 973
8409996100	Carburettors & parts thereof for oth engines, comp-ignition	5 745	77 438	40 498	620 717
8409996200	Cylinder blocks for oth engines, comp-ignition	32 764	142 418	773 258	2 598 622
8409996300	Cylinder liners for oth engines, comp-ignition	19 358	286 879	250 855	3 038 360
8409996400	Heads and head cover for oth engines, comp-ignition	406 067	5 764 604	412 412	10 842 189
8409996500	Pistons for oth engines, comp-ignition	46 749	321 390	423 156	3 041 516
8409996600	Piston rings and gudgeon pins for oth engines, comp-ignition	6 073	139 836	31 125	1 547 847
8409996900	Oth parts for oth engines, comp-ignition	473 244	4 952 367	5 636 314	53 068 831
8410110000	Hydraulic turbine&water wheels of power <= 1,000 kw	26 395	265 987	71 645	872 270
8410120000	Hydraulic turbines and water wheels of a power>1,000 kw but not i	110 838	111 469	1 337 775	1 338 863
8410130000	Hydraulic turbines and water wheels of a power exceeding 10,000 l	1 239	29 628	547 251	4 298 339
8410900000	Parts hydraulic turbines, water wheels, including regulators	23 222	360 487	432 552	6 964 892
8411110000	Turbo-jets of a thrust not exceed 25 kn	58 751	166 101	1 261 044	3 655 528
8411120000	Turbo-jets of a thrust exceeding 25 kn	17 664	40 600	10 277 540	15 993 402

**I.3. IMPOR MENURUT KOMODITI / IMPORT BY HS COMMODITY**  
**\*\*\* AGUSTUS/AUGUST 2011 \*\*\***

HS	Uraian Komoditi Commodity Description	Berat Bersih / Net Weight (Kg)		Nilai / Value C.I.F (US\$)	
		Bulan ini Current Month	Kumulatif Cum.Jan. to date	Bulan ini Current Month	Kumulatif Cum.Jan. to date
8411210000	Turbo-propellers of a power not exceed 1,100 kw	3 911	107 680	174 543	2 413 434
8411220000	Turbo-propellers of a power exceeding 1,100 kw	0	4 503	0	174 125
8411810000	Oth gas turbines of a power not exceed 5,000 kw	2 341	50 854	18 795	6 457 359
8411820000	Oth gas turbines of a power exceeding 5,000 kw	195 039	838 242	24 939 786	65 990 845
8411910000	Parts of turbo-jets/turbo-propellers	192	3 757	40 708	991 607
8411990000	Oth parts of gas turbines	147 958	993 267	17 218 843	122 457 275
8412100000	Reaction engines oth than turbo-jets	1 523	98 642	58 708	2 062 491
8412210000	Hydraulic power engines and motors with linear acting (cylinders)	134 297	1 233 694	1 436 801	14 795 201
8412290000	Oth hydraulic power engines and motors	197 092	2 255 057	3 271 642	35 010 445
8412310000	Linear act (cylinders), for pneumatic power engines and motors	17 108	86 388	365 946	2 407 470
8412390000	Oth linear acting (cylinders) for pneumatic power engines and mot	13 918	250 368	226 181	2 746 341
8412800000	Oth engines and motors	77 970	1 980 786	443 753	10 062 745
8412901000	Parts of reaction engines of subhead 8412.10.00	67	3 749	3 065	77 564
8412909000	Oth parts of power engines & motors	196 190	3 554 532	1 995 115	50 822 124
8413110000	Pump fitted/design to a measu device for dispnsng fuel/lubric,used	48 836	436 639	972 280	5 948 876
8413191000	Pumps fitted/ designed to a measuring device electrically operated	152 655	1 271 624	2 292 307	18 598 751
8413192000	Pumps fitted/ designed to a measuring device and not electrically o	8 702	402 050	219 772	4 188 614
8413201000	Water pump for hand pump,oth than those of subheading 8413.11	13 608	155 324	53 617	857 113
8413209000	Oth hand pumps, oth than those of subheading 8413.11or 8413.19	47 759	322 764	219 551	1 777 950
8413301100	Fuel,lubric.,cool medium pump,earth move mach/motor vhcle, reci	336 031	2 294 814	16 262 821	98 988 343
8413301900	Fuel,lubric.,cool medium pump,earth move mach/motor vhcl,not r	911 562	6 153 562	14 856 517	97 244 037
8413309100	Oth fuel,lubric,cool medium pumps,inter combust piston eng recip	17 883	229 086	158 450	4 199 440
8413309900	Oth fuel,lubric,cool medium pumps,inter combus piston eng oth re	258 571	1 424 637	3 036 436	22 590 652
8413401000	Concrete pumps, electrically operated	33 425	198 926	208 300	2 380 537
8413402000	Concrete pumps, not electric operated	0	68 278	0	365 891
8413501000	Oth reciprocating positive displacement pumps, electric operated	57 181	511 254	1 524 876	13 518 118
8413502000	Oth reciprocating positive displacement pumps,not electric operate	16 866	518 582	519 194	10 504 262
8413601000	Oth rotary positive displacement pumps , electrically operated	232 306	1 220 918	1 754 926	8 355 460
8413602000	Oth rotary positive displacement pumps , not electrically operated	37 912	379 494	335 856	3 419 022
8413701000	Single stage,water pump for belt driver or direct coupling	259 052	2 801 953	2 173 394	14 028 310
8413702200	Impulse-turbo water pumps of < 100 w &electrically operated for h	0	32 094	0	237 320
8413702900	Impulse-turbo water pumps of a capacity> 100w electric operated i	1 081 413	7 753 509	10 752 360	84 143 434
8413703000	Oth centrifugal pumps not electrically operated	209 322	988 411	3 155 458	7 655 748
8413811000	Oth pumps, electrically operated	292 734	4 457 382	2 498 527	34 437 481
8413812000	Oth pumps, not electrically operated	697 573	5 624 226	2 998 969	22 030 229
8413821000	Liquid elevators, electrically operated	184 834	1 786 975	907 099	8 648 237
8413822000	Liquid elevators,not electric operated	26 039	369 464	293 314	2 824 921
8413911000	Parts of pumps of subheading 8413.20.10	75 475	193 128	569 534	1 998 015
8413912000	Parts of pumps of subheading 8413.20.90	49 035	281 045	257 036	1 470 548
8413913000	Parts of pumps of subheading 8413.70.10	75 328	252 558	839 777	3 600 238
8413914000	Parts of pumps of oth centrifugal pumps	98 403	830 957	1 360 408	11 988 501
8413915000	Parts of oth pumps,electric operated	1 301 773	10 559 160	6 170 748	49 531 311
8413919000	Parts of oth pumps,not electric operated	189 769	1 619 616	3 636 647	28 401 747
8413921000	Part of liquid elevator,electric operate	337 663	1 462 442	208 792	1 551 975
8413922000	Part of liquid elevators, non electrically operated	2 116	19 728	46 299	252 185
8414101000	Electrically operated, vacuum pumps	143 199	655 050	1 152 484	7 604 492
8414102000	Not electrically operated, vacuum pumps	12 116	235 398	376 529	1 306 002
8414201000	Bicycle pump,hand/foot operated air pump	54 837	582 245	66 749	778 329
8414209000	Oth than bicycle pump,hand/foot operated air pumps	55 028	773 977	204 624	2 964 267
8414301000	Compressor, capacity>21kw/hour having displace/revolution >220c	759 699	5 317 408	3 336 791	28 116 937
8414309000	Compress,oth.capacity>21kw/hour ,have displace/revolution > 220	4 185 454	41 723 357	15 157 811	134 060 200
8414400000	Air compressors mounted on a wheeled chasis for towing	687 407	5 167 875	3 011 695	20 818 710
8414511000	Table fans & box fan with a self cont electric motor of an output <=	32 025	84 828	190 359	593 741
8414519000	Oth than table fan box fan wth self cont electric motor of an outpu	61 430	360 122	419 561	2 165 189
8414591000	Oth fans of a capacity <= 125 kw	35 030	555 663	460 577	4 945 333
8414599000	Oth fans oth of a capacity <= 125 kw	250 959	1 177 293	1 430 887	10 352 378
8414601000	Hoods having a max horizontal side not exceeding 120 cm, fitted w	87 766	461 781	362 773	2 001 434
8414609000	Hoods having a max horizontal side not exceed 120 cm,not fitted w	64 225	383 935	303 496	2 415 125
8414801100	Hoods having a maximum horizontal side exceeding 120 cm, fitted	9 288	60 509	32 746	381 981
8414801200	Hoods having a maximum horizontal side >120cm,not fitt with filter	154 272	418 600	652 786	3 257 488
8414801900	Hoods have a max horizontal side>120cm not fitt with filt oth than	2 299	11 338	8 170	68 655
8414803000	Free piston generators for gas turbines	8 096	193 383	188 499	3 987 474
8414804100	Gas compr modul for use in oil drill oth than those of subhd 84143c	0	618 818	0	12 203 114
8414804200	Oth than gas compres,capacity>21kw/hour displace/revolution > 2.	117 390	1 199 836	3 480 811	31 395 186
8414804900	Oth than gas compres,oth capa>21kw/hour have a displace/revolu	348 339	2 938 333	3 802 066	33 322 243
8414805100	Electrically operated, air pumps	55 137	575 176	773 480	5 495 076
8414805900	Not electrically operated, air pumps	1 437	40 735	47 309	660 731
8414809110	Electrically operated,blowers & the like	168 354	1 838 868	1 769 495	18 665 443
8414809190	Electrically operated, oth than blowers & the like	113 660	1 717 281	1 930 341	16 754 939
8414809900	Oth air pumps, not electrically operated	5 658	135 869	120 441	2 368 172
8414901100	Parts of pumps/compressors,of electric operated equipment	311 983	2 392 823	3 790 853	24 892 726
8414901200	Parts of electric operated equipment of sub headings 8414.60/8414.	139 116	1 147 184	3 543 924	32 761 060
8414901900	Oth parts of electrically operated equipment	1 106 005	8 586 780	2 950 120	24 439 667
8414909100	Parts of non electric operated equip of subheading 8414.10, 8414.2	15 262	238 928	145 801	715 568
8414909900	Oth parts of non electrically operated equipment	255 300	2 427 573	1 813 695	17 643 909

**I.3. IMPOR MENURUT KOMODITI / IMPORT BY HS COMMODITY**  
**\*\* AGUSTUS/AUGUST 2011 \*\***

HS	Uraian Komoditi Commodity Description	Berat Bersih / Net Weight (Kg)		Nilai / Value C.I.F (US\$)	
		Bulan ini Current Month	Kumulatif Cum.Jan. to date	Bulan ini Current Month	Kumulatif Cum.Jan. to date
8415100000	Air conditioning mach,windows/wall types self-contained/'split syst	4 273 173	35 235 889	26 613 362	214 552 729
8415811100	Inc.refri,reversible heat pump,used in aircraft of an output <= 21.10	102 127	313 752	741 734	2 148 329
8415811200	Inc.refri,reverse heat pump,used in air craft ouput>21.10kw,air flo	0	260 503	0	1 216 133
8415811900	Inc.refri,reverse heat pump,used in air craft oth.of output >21,10kv	9 198	57 605	137 895	591 809
8415812000	Inc.refri,reverse heat pump,used in ril way rolling stock	0	2 084	0	6 083
8415813000	Inc.refri.reverse heat pump of road in vehicles oth those of subhd E	48	2 580	1 035	89 589
8415819100	Refri.revse heat pump,oth.used airoraf rail,road,output>21.10kw,ε	6 107	87 531	75 012	866 172
8415819900	Refri.revse heat pump,oth.used airoraf rail,road,output<21.10kw,ε	51 632	288 342	723 311	2 554 991
8415821100	Oth,incorp a refrigerat unit of used aircraft,output>21.10kw,airfl>6	284	19 485	1 000	105 936
8415821900	Oth,incorporat.a refri unit of used air craft oth.output>21.10kw,airi	4 010	63 309	432 757	1 508 681
8415822000	Oth,incorporating.a refrigerating unit of a kind used in railway rollir	580	23 163	38 083	1 841 736
8415823000	Oth,incorporat.a refri unit of a kind use in road vhcle oth.those sub	2 421	5 456	21 659	123 439
8415829000	Oth,incorporat.refri unit oth.of a kind used in aircraft,railway,road	185 667	1 914 800	1 207 776	12 371 601
8415831100	Not incorporat.a refri unit of used in aircraft,output>21.10kw,airflw	1 358	4 637	5 727	100 585
8415831900	Not inc. a refri unit,used in aircraft oth of output>21.10kw,airflow >	0	3 260	0	47 906
8415833000	Not incorporat.a refri unit of a kind used in road vhcl oth.those sub	0	2 730	0	9 103
8415839000	Not incorp a refri unit oth.of a kind used in aircraft,railway,road vel	233 783	2 749 785	1 896 424	15 750 998
8415901200	Chassis/cabinet,welded&paint,parts of machines of an output <=	44 937	301 952	229 981	1 398 149
8415901900	Oth chassis/cabinet,welded&paint,part of machines of an output	363 686	2 389 876	2 859 153	17 156 486
8415902100	Chassis/cabinet,welded&paint,parts of mach.of output>21.10 kv	62	308	1 868	3 098
8415902200	Oth chassis/cabnt,welded&paint,part of mach.of output>21.10 kw,	31 844	233 966	135 641	613 079
8415902300	Chass/cabinet,welded&paint,part of mach of output>21.10 kw,oth	0	737	0	9 971
8415902900	Oth.chass/cab,welded&paint,part of mach of output>21.10kw,oth	6 379	87 141	53 022	632 949
8415903110	Chas/cab,weld/paint,part of mach output 26.38-52.75kw,airflow>6	0	7	0	8 413
8415903190	Cab,weld/paint,part of mach output 26.38 -52.75kw,airflow>67.96,	15	15 332	1 367	168 049
8415903200	Oth cabinet,weld/paint,part of mach of output 26.38-52.75kw,air fl	3 417	691 926	55 106	8 621 585
8415903390	Cab,weld/paint,part mach output 26.38-52 .75kw,oth airflow>67.9	51	528	1 150	3 572
8415903900	Oth cab,weld/paint,part mach of output 26.38-52.75kw,airflow>67	0	5 393	0	71 381
8415904190	Chas/cab,weld/paint,part mach a output >52.75kw,airflow>67.96,c	0	157	0	8 902
8415904200	Oth chas/cab,weld/paint,part of mach of output > 52.75kw,air flow	50 146	722 008	1 239 617	12 996 481
8415904390	Chas/cab,weld/paint,part mach a output >52,75kw,oth airflow>67.	14 369	62 474	31 271	199 629
8415904900	Chas/cab,weld/paint,part mach output>52, 75kw,oth airflow>67.9	159 836	1 137 516	1 027 687	7 093 685
8416100000	Furnace burners for liquid fuel	12 440	73 249	379 133	1 682 108
8416200000	Oth furnace burner ,includ combination burners	207 519	1 156 082	3 599 824	17 461 913
8416300000	Mechanical stokers,including their mech grate,mech ash discharg&	111 957	499 927	714 789	2 761 433
8416900000	Parts of furnaces burners for liquid/ solid/gas fuel, mechanical stok	230 121	917 579	1 551 567	9 164 595
8417100000	Furnaces & ovens for the roast,melt/oth heat treat,of ore,pyrite m	194 447	3 708 677	1 997 909	22 159 413
8417200000	Bakery ovens,including biscuit oven,non electric	225 307	898 862	2 912 163	7 649 659
8417800010	Incinerators, non-electric	6 510	703 835	74 686	2 776 125
8417800090	Oth than incinerators, non-electric	125 625	5 763 133	1 061 508	30 729 433
8417900000	Part furnaces & ovens for the roasting, melting non-electric	245 782	6 472 552	1 329 078	24 295 398
8418101010	Household type, comb refrigrtr-freeze capacity < 230 l	77 225	1 443 956	316 927	6 435 555
8418101090	Household type, comb refrigrtr-freeze capacity > 230 l	518 223	3 760 821	2 870 094	19 022 936
8418109000	Comb refrigrtr-freeze fitted with seprt extrnl doors, oth than house	74 635	424 283	517 272	3 949 683
8418210010	Refrigerator,household typ with compres type of capacity not exce	89 989	594 116	331 237	2 249 888
8418210090	Refrigerator,household typ with compres type of capacity > 230 l	75 553	836 210	481 482	4 798 135
8418290010	Refrigerator,household type oth than compres type of capacity<=;	13 637	107 901	99 103	655 143
8418290090	Refrigerator,household type oth than compres type of capacity > 2:	386	11 873	4 114	98 853
8418300000	Freezer of the chest type, not exceed 800 i capacity	323 417	2 463 456	1 228 737	9 043 106
8418400000	Freezer of the upright type, not exceed 900 i capacity	8 636	33 061	90 508	213 345
8418501000	Refrigerating chambers, capacity > 200 l	233 914	1 817 140	955 414	7 873 301
8418509000	Refrigerating chambers not exceeding 200 capacity	249 114	2 790 555	1 382 671	13 265 945
8418610000	Heat pump oth than ACMachines of heading 84.15	0	54 887	0	743 100
8418691000	Beverage coolers	148 542	1 048 146	1 117 996	8 761 502
8418692000	Water chillers with a refrigerating capacity of 100,000 i/more	221 182	1 486 938	1 755 330	12 598 082
8418693000	Drinking water coolers	23 171	439 918	79 774	3 796 518
8418695000	Scale ice-maker units	3 440	135 003	93 426	986 234
8418699000	Oth refrigrt/freez equip,oth than heat pump oth than air condition	233 009	1 548 762	1 902 364	11 590 242
8418911000	Part for good,sub 8418.(10,21,29,30,40) ,furniture to refri/freez	61 135	374 908	479 998	3 571 110
8418919000	Oth parts furniture designed to receive refrigerat/freezing equipme	21 253	791 860	121 440	6 843 576
8418991000	Evaporators and condensers	359 603	3 229 919	1 962 066	17 093 975
8418992000	Cabinets and doors, welded/painted	326 574	3 954 730	646 006	9 295 054
8418994000	Aluminium rollbonds for sub 8418.10.10, 8418.21, 8418.22 and 841	38 534	579 018	198 975	2 918 391
8418999000	Oth part refig & freezers equipment electric/oth	675 111	5 605 859	2 716 280	19 477 094
8419111000	Instant gas water heaters,for household type, non electric	44 945	337 490	263 657	3 016 354
8419119000	Instant gas water heaters for oth than household type, non electric	12 422	514 202	88 271	4 862 207
8419191000	Oth instant gas water heaters for house hold type,non electric	330	40 690	5 436	131 392
8419199000	Oth instant gas water heaters for oth than household type,non elec	11 416	224 267	177 402	3 214 427
8419200000	Medical,surgical/laboratory sterilisers	8 091	335 992	216 758	12 970 969
8419311010	Evaporators,dryers for agri products, electrically operated	3 045	227 101	25 247	3 865 986
8419311090	Oth.than evaporators,dryers for agri products, electrically operatec	77 479	961 697	2 790 168	12 647 523
8419312010	Evaporators,dryers for agri products, non electrically operated	0	3 460	0	97 262
8419312090	Oth.than evaporators, dryers for agri products,non electrically oper	0	15 008	0	217 538
8419321000	For wood, paper pulp, paper/paperboard, electrically operated	152 341	1 286 966	532 547	9 306 838
8419322000	For wood, paper pulp, paper/paperboard, non electrically operatec	0	68 379	0	282 259

**I.3. IMPOR MENURUT KOMODITI / IMPORT BY HS COMMODITY**  
**\*\*\* AGUSTUS/AUGUST 2011 \*\*\***

HS	Uraian Komoditi Commodity Description	Berat Bersih / Net Weight (Kg)		Nilai / Value C.I.F (US\$)	
		Bulan ini Current Month	Kumulatif Cum.Jan. to date	Bulan ini Current Month	Kumulatif Cum.Jan. to date
8419391100	Machinery by a proces involving heating for the printed of electrica	1 469	95 900	18 128	3 663 780
8419391900	Oth machinery by a process involving heating for the printed of ele	1 037 375	3 361 553	7 403 940	33 303 501
8419392000	Machinery by a proces involving heating for the printed of not elec	4	1 376 937	691	11 161 015
8419401000	Distilling/rectifying plant electrically operated	14 909	449 275	235 224	12 119 516
8419402000	Distilling/rectifying plant not electrically operated	489	46 375	3 665	961 834
8419501000	Cooling towers	120 029	1 668 700	599 463	7 105 647
8419502000	Condensers for air conditioners for motor vehicles	128 553	893 356	2 212 388	15 931 882
8419503000	Oth condensers for air conditioners	10 027	195 022	198 975	4 307 677
8419504000	Oth condensers electrically operated	198 758	1 116 175	2 732 732	18 498 263
8419509000	Oth condensers not electrically operated	130 395	625 773	1 500 511	10 219 982
8419601000	Machinery for liquefying air/oth gases electrically operated	119 907	883 341	1 802 829	15 006 995
8419602000	Machinery for liquefying air/oth gases not electrically operated	0	26 694	0	91 807
8419811000	Oth.mach,plant & equip for making hot drinks/for cook/heat food,ci	23 504	297 426	345 568	2 863 969
8419812000	Oth.mach,plant&equip for make hot drink /for cook/heat food,not	33 480	270 267	275 518	2 082 907
8419891100	Evaporators for air-conditioning mach for motor vehicles,electricall	100 386	780 034	1 853 489	13 723 169
8419891300	Machinery by a proces involving heating electr for the manuf of PCI	87 010	229 103	2 613 078	7 361 260
8419891900	Oth mach for making hot drinks/for cooking/heating food,electrical	1 377 723	6 394 661	7 046 441	54 330 270
8419892000	Oth mach for making hot drinks/for cooking/heating food,not elect	47 325	92 428	1 551 151	3 560 793
8419901200	Part mach for the treat.matrial by proc involve heat,print circuit,wii	16 674	260 091	285 293	11 692 806
8419901900	Oth.part mach,the treat.matrial by proc involve heat,print circuit,w	195 670	3 027 729	3 700 784	31 427 157
8419902000	Part mach,plant/laboratory equipment, of non-electrically operater	60 307	427 372	344 305	5 980 084
8420101000	Apprts.for the app of dry film/liquid photo resist,etc, calender/oth	543	25 417	8 242	391 584
8420102100	Roller-type ironing mach suitable for domestic use	6 026	8 308	14 583	47 662
8420102900	Wringers suitable for domestic use	63	2 250	5 544	59 987
8420109000	Oth calendering/oth rolling machin	40 190	234 806	558 133	3 270 922
8420911000	Parts cylinders of apparatus for the appl of dry film,liquid photo res	3	296	104	8 932
8420912000	Parts cylinders for ironing machines or wringers suitable for domes	6	173	741	2 757
8420919000	Oth parts cylinders for calendering or oth rolling machines	9 316	58 502	188 738	870 308
8420991000	Oth parts of apparatus for the applic of dry film,liquid photo resist,i	17	12 907	918	542 973
8420999000	Oth parts for calendering/oth rolling machines	7 708	61 844	119 917	997 463
8421110000	Centrifuges,including centrifugal dryers for cream separators	130 451	144 264	2 863 633	3 950 156
8421120010	Clothes-dryers, of capacity not exceeding 30 i	8 367	35 416	27 765	203 652
8421120020	Clothes-dryers, of capacity exceeding 30 i	177	34 484	622	269 912
8421191000	Centrifuges,including centrifugal dryers for sugar manufacture	6 650	57 672	457 060	1 690 315
8421199000	Oth centrifuges,including centrifugal dryers	9 389	225 080	429 051	5 106 206
8421211100	Filtering machin & appar water electric for domestic use of a cap <=	106 719	496 946	859 375	4 115 571
8421211900	Oth filter machin& appar water electric of a capacity <= 500 l/h	122 330	1 367 572	1 304 440	14 650 437
8421212100	Filtering machin & apparat water electr for domestic use of a capac	24 518	174 322	69 922	782 190
8421212900	Oth filter machin& appar water electric of a capacity > 500 l/h	220 302	2 198 952	1 640 077	26 575 837
8421221000	For filter/purify beverages oth than water of a capacity <= 500 l/hr	679	3 996	5 647	45 807
8421222000	For filter/purify beverages oth than water of a capacity >500 l/hr	6 829	29 716	131 370	1 375 081
8421231100	Oil filters for earth moving machinery internal cobustion engines	66 066	506 199	956 636	8 407 572
8421231900	Oth oil filters for earth moving machinery internal cobustion engines	50 807	482 761	1 066 108	7 481 460
8421232100	Oil filters for motor vehicles of chapter 87	129 327	949 214	1 533 041	10 881 700
8421232900	Oth oil filters for motor vehicles of chapter 87	108 129	688 768	1 484 651	9 358 868
8421239100	Oil filters for oth earth moving machin and motor vehicles of chapt	30 176	173 711	153 146	1 330 885
8421239900	Oth oil filters for oth earth moving machin & motor vehicles of chap	68 699	707 109	887 375	9 635 357
8421291000	Filtering/purifying machin & appar for medical/laboratory use	4 541	59 738	777 072	2 305 749
8421292000	Filter/purify mach&apparatus for liquid of a kind used for sugar ma	856	4 274	34 870	91 748
8421293000	Filter/purify mach&apparatus for liquid of a kind used in oil drill op	57 050	192 670	398 361	5 603 668
8421294000	Filter/purify mach&apparatus for liquid ,petrol filters	10 044	84 436	46 262	1 640 225
8421295000	Filter/purify mach&apparatus for liquid oil filter oth than those sub	13 532	99 219	242 368	1 446 314
8421299000	Oth filtering machinery & apparatus for liquids not electrically oper	236 482	2 418 801	4 443 824	34 654 525
8421311000	Intake air filters for inter combustion engines for earth moving mac	12 181	137 787	164 599	1 972 338
8421312000	Intake air filters for inter combustion engines for motor vehicles of	167 353	1 009 178	2 171 801	19 396 951
8421319000	Oth intake air filters for internal combustion engines	84 621	765 774	1 193 568	9 939 076
8421391000	Laminar flow units oth than intake air filter for internal cobustion e	26 450	144 665	706 599	2 688 382
8421399000	Oth.laminar flow units oth intake air filter for internal cobustion eg	639 977	5 185 782	7 446 563	55 464 619
8421911000	Parts of goods of subheading 8421.12, of centrifuges,includ centrifi	0	5 862	0	86 541
8421912000	Parts of goods of subheading 8421.19.10 of centrifuges,includ cent	14 456	59 561	473 163	2 559 118
8421919000	Parts of subhd 8421.11.00/8421.19.90 of centrifuges,includ centrifi	1 383	106 928	87 266	1 992 329
8421992000	Parts filter cartridges of filter,subhd 8421.23	10 703	206 335	295 750	2 942 507
8421993000	Parts of goods of subheading 8421.31	69 666	495 574	841 274	7 357 731
8421999100	Oth parts of goods of subheading 8421.29.20	3 310	26 627	49 713	384 339
8421999200	Oth parts of goods of subheading 8421.21.11/8421.21.21	101 392	642 996	371 014	3 209 668
8421999300	Oth part of subhd 8421.31,8421.23.11, 8421.23.19,8421.23.91/842	53 732	662 885	1 443 879	12 358 747
8421999900	Oth parts of sentrifugal, including centrifugal dryers	351 362	3 727 740	3 174 599	31 514 566
8422111000	Dish washing machin of the house hold type,electrically operated	5 475	31 362	33 398	137 064
8422112000	Dish washing machin of the house hold typenot electrically operate	0	3 234	0	7 327
8422190000	Dish washing machines of the oth household type	20 666	140 906	920 070	4 787 370
8422200000	Machinery for cleaning/drying bottles oth containers	22 820	255 346	160 057	2 199 353
8422300000	Machinery for filling,closing, sealing, or labelling bottles, cans, boxe	236 294	1 604 502	7 096 737	60 673 652
8422400000	Oth packing/wrapping machinery (including heat-shrink wrapping r	419 473	2 638 593	25 306 088	124 302 365
8422901000	Parts of goods of subheading 8422.11	824	22 204	35 030	290 812
8422909000	Part goods of subhd 8422 of oth than subheading 8422.11	66 180	912 512	3 855 681	33 560 649

**I.3. IMPOR MENURUT KOMODITI / IMPORT BY HS COMMODITY**  
**\*\*\* AGUSTUS/AUGUST 2011 \*\*\***

HS	Uraian Komoditi Commodity Description	Berat Bersih / Net Weight (Kg)		Nilai / Value C.I.F (US\$)	
		Bulan ini Current Month	Kumulatif Cum.Jan. to date	Bulan ini Current Month	Kumulatif Cum.Jan. to date
8423101000	Personal weighing machin,including baby & household scales,electr	13 902	137 930	36 332	467 637
8423102000	Personal weighing machin,including baby & household scales,not e	69 105	435 436	94 516	942 577
8423201000	Scales for continuous weighing of goods on conveyors, electrically c	3 105	86 252	117 986	2 582 733
8423202000	Scales for continuous weighing of goods on conveyors, not electric	3	50 935	1 238	176 029
8423301000	Constan weight scales,predefin weight scales & hopper scales,el	1 376	110 507	39 767	2 087 450
8423302000	Constan weight scales,predefin weight scales&hopper scales,no	7 758	31 164	38 187	236 750
8423811000	Oth weighing machinery,max capacity <=30 kg, electrically operate	44 915	226 269	737 743	3 617 973
8423812000	Oth weighing machinery,max capacity <=30 kg, not electrically ope	224 636	1 013 033	323 923	1 835 124
8423821100	Oth.weigh mach,having a maximum weighng capacity <= 1 000kg,e	35 311	112 080	253 346	634 992
8423821900	Oth.weigh mach,oth.having a max weighng capacity <= 1 000kg,ele	8 672	104 817	336 799	1 266 543
8423822100	Oth.weigh mach,having a maximum weighng capacity <= 1 000kg, r	43 371	125 332	61 941	260 155
8423822900	Oth.weigh mach,oth.having a max weighng capacity <= 1 000kg, no	12 503	163 188	211 848	575 021
8423891000	Oth weigh mach,oth.capacity exceed 30kg or not but not exceeding	76 801	408 849	319 206	1 931 796
8423892000	Oth weighing mach,oth.capacity > 30kg and <= 5,000 kg,not elect	16 255	256 412	292 979	1 071 427
8423901000	Weighing machine weights	1 316	33 611	75 883	515 927
8423902100	Weighing machin weights,not electricall operated	47 264	425 272	366 885	2 828 647
8423902900	Parts of weighing machinery, electrically electrically operated	1 077	113 780	31 498	539 229
8424101000	Fire extinguishers,whether/not charged suitable for aircraft use	69	128	2 480	4 557
8424109000	Fire extinguishers,whether/not charged for oth aircraft use	65 178	523 830	189 333	3 480 263
8424201100	Spray guns & similar appliances for agricult/horticultural,electric of	0	58	0	3 543
8424201900	Spray guns&similar appliances for oth agricult/horticultural,electric	28 850	120 238	119 643	1 325 245
8424202100	Spray guns & similar appliances for agricultural/horticultural,not el	32 790	41 249	105 150	128 495
8424202900	Spray guns&similar appliances for oth agricultural/horticultural,not	3 495	20 980	7 484	87 828
8424301000	Steam/sand blasting machines, electrically operated	167 079	1 774 417	2 027 926	16 729 520
8424302000	Steam/sand blasting machines, not electrically operated	25 552	108 962	78 364	728 675
8424811000	Oth.mech appliances for agricultural/ hortikultural, drip irrigation s	21 357	243 971	236 438	1 474 968
8424812000	Oth.mech appliances for agricultural/ horti,oth drip irrigation syste	93 391	311 440	309 400	1 198 472
8424813000	Oth.mech appliances for agricultural/ horti,hand-operated insectici	112 982	681 134	412 130	2 915 326
8424814000	Oth.mech appliances for agricultural/ hortikultural, not electically c	97 858	824 499	383 335	2 891 699
8424891000	Hand operated household sprayers of capacity not exceeding 3 l	61 337	362 376	160 102	1 496 332
8424892000	Oth appliances oth. agri/horticultural, spray heads with dip tubes	39 082	377 902	381 715	1 766 307
8424894000	Wet processing equipment,by projecting, dispersing/spraying of ch	10 126	46 418	71 491	475 721
8424895000	Oth appliance for projecting,dispersing /spraying liquids/powders/l	167 201	811 635	1 717 393	7 873 559
8424899000	Oth appliance for projecting,dispersing /spray liquid/powders/fire,1	108 116	753 303	729 635	4 844 153
8424901100	Parts of fire extinguisher,electrically operated	18 385	47 943	160 092	1 047 294
8424901900	Parts of fire extinguisher, not electric operated	36 856	788 931	487 506	5 392 265
8424902100	Parts of spray guns, of good of subhead 8424.20.11,electrically ope	10 414	31 079	136 381	142 902
8424902300	Parts of spray gun,oth of good of subhd 8424.20.11,electrically ope	10 798	55 744	55 471	455 206
8424902400	Parts of spray gun, of goods of subhead 8424.20.11,not electrically	1 684	36 849	16 256	225 564
8424902900	Oth parts of spray guns and similar appliances	7 268	154 501	79 990	1 743 550
8424903100	Parts of steam/sand blasting mach & similar jet projecting mach,elc	3 859	354 197	81 575	3 231 858
8424903200	Parts of steam/sand blasting mach & similar jet projecting mach,no	5 377	101 443	53 749	641 855
8424909100	Parts of oth appliance of subhead 8424.81.10/8424.81.20	70	35 520	6 678	118 482
8424909200	Parts of oth appliance of subhead 8424.81.30/8424.81.40	8 747	73 133	19 922	187 342
8424909900	Oth mechanical appliances(whether/not hand operated)	96 516	2 287 565	1 226 685	14 573 333
8425110000	Pulley tackle & hoists oth than skip for raising vehicles, by electric r	118 575	1 470 760	930 466	11 992 119
8425190000	Pulley tackle & hoists oth than skip for raising vhcles,oth by electric	548 121	2 424 578	1 447 638	7 578 672
8425310000	Oth winches; capstans,powered by electric motor	67 966	652 031	518 393	4 523 065
8425390000	Oth winches;capstans,oth than powered by oth electric motor	241 460	2 129 641	1 802 026	14 409 737
8425410000	Jacks hoists of built in jacking system of a type used in garages	168 149	738 904	347 171	1 869 573
8425421000	Jacks used in tipping mechanism for lorries	72 098	553 382	148 037	1 245 390
8425429000	Oth jacks and hoists, hydraulic	476 379	4 130 144	850 582	15 068 083
8425491000	Oth jacks;hoists of a kind used for raising vehicles, electrically oper:	4 251	278 459	30 430	1 502 197
8425492000	Oth jacks;hoists of a kind used for raising vehicles, not electric oper	29 944	685 585	138 264	3 261 177
8426110000	Overhead traveling cranes on fixed support	1 155 158	7 807 493	7 254 490	43 218 824
8426120000	Mobile lifting frames on tyres and straddle carries	2 208 969	5 869 959	4 646 764	24 690 475
8426191000	Bridge cranes and gantry cranes	3 627 681	9 367 858	11 046 200	44 407 780
8426199000	Oth bridge cranes and gantry cranes	1 268 422	18 827 528	1 480 653	91 326 486
8426200000	Tower cranes	265 379	2 203 498	456 310	5 369 766
8426300000	Portal/pedestal jib cranes	183 691	2 645 182	1 962 941	20 323 816
8426410000	Oth machinery,self propelled,on tyres	799 850	8 423 899	3 936 637	44 116 303
8426490000	Oth machinery,self propelled,oth than on tyres	213 644	2 976 265	1 401 482	15 565 604
8426910000	Oth derricks machin designed for mounting on road vehicles	161 946	1 793 472	476 325	5 726 065
8426990000	Oth derricks mach oth designed for mounting on road vehicles	269 072	1 954 906	2 073 462	14 713 371
8427100000	Self-propelled trucks powered by an electric motor	589 079	3 282 001	3 664 815	21 393 341
8427200000	Oth self-propelled trucks	2 717 632	15 305 692	12 818 890	76 427 659
8427900000	Oth trucks	330 122	5 634 284	3 206 074	52 676 107
8428101000	Passenger lifts	834 005	6 889 762	3 121 404	26 050 643
8428102100	Oth lifts of a kind used in buildings	20 520	122 202	39 149	415 638
8428102900	Oth lifts oth than of a kind used in buildings	39 256	1 226 420	191 441	7 023 599
8428109000	Skip hoists	37 126	339 729	87 361	1 738 829
8428201000	Pneumatic elevators and conveyors for agricultural use	32 421	72 934	43 068	235 791
8428202000	Automated machines for the transport, handling & storage of PCB/	300	91 820	39 396	3 332 039
8428209000	Oth pneumatic elevators & conveyors	43 314	912 445	630 799	10 566 366
8428310000	Oth continuous act elevators &conveyors specially designed for uni	10 891	717 412	372 925	3 169 133

**I.3. IMPOR MENURUT KOMODITI / IMPORT BY HS COMMODITY**  
**\*\*\* AGUSTUS/AUGUST 2011 \*\*\***

HS	Uraian Komoditi Commodity Description	Berat Bersih / Net Weight (Kg)		Nilai / Value C.I.F (US\$)	
		Bulan ini Current Month	Kumulatif Cum.Jan. to date	Bulan ini Current Month	Kumulatif Cum.Jan. to date
8428321000	Oth continuous act elevators & conveyors of bucket type,used for a	0	30 532	0	180 989
8428329000	Oth continuous act elevators & conveyors of bucket type,oth used f	201 495	5 460 218	955 370	16 376 754
8428331000	Oth continuous act elevators & conveyors of belt type, of agricultur	10 800	83 113	147 734	724 646
8428332000	Automated mach for the transport,hand & storage of PCB/PWBs,br	411	140 182	25 852	1 319 863
8428339000	Oth continuous act elevators & conveyors, oth of belt type	79 315	1 015 136	975 158	5 798 717
8428391000	Pneumatic elevators and conveyors of agricultural type	4 740	10 364	24 739	55 559
8428393000	Oth automated machin for transport, hand & storage of PCB/PWBs	84 416	129 221	245 729	531 541
8428399000	Oth continuous-action elevators & conveyors, for goods/materials	718 998	9 274 414	2 932 188	20 719 731
8428400000	Escalators and moving walkways	366 113	3 729 803	853 486	8 469 111
8428600000	Teleferics, chair-lifts, ski-draglines; traction mechanisms for funicul.	9 034	66 311	58 993	290 088
8428902000	Oth lifting,handling, loading/unloading mach,hand&storage of PCB,	3 019	232 014	147 770	3 331 331
8428909000	Oth mach,oth than lift,handl,load/unload mach,hand&storage of Pi	116 914	2 658 323	1 493 335	21 104 149
8429110000	Track laying, bulldozers and angledozers	3 520 123	20 483 956	26 765 122	167 532 159
8429190000	Bulldozer & angledozers oth track laying	675 298	6 495 536	6 949 327	63 163 509
8429200000	Graders and levellers	2 113 802	13 345 389	20 160 971	129 383 565
8429300000	Scrapers	5 205	65 556	13 857	661 428
8429401000	Road rollers	997 741	4 462 583	5 263 943	20 510 812
8429403000	Tamping machines	388 981	3 113 750	2 106 861	15 437 637
8429510000	Front-end shovel loaders,mechanical excavators and shovelloaders	2 373 072	19 846 169	14 289 059	102 478 119
8429520000	Mach with a 360,revolving super struct, mech shovels,excavators a	24 890 372	149 989 784	128 854 214	802 885 329
8429590000	Mech shovels,excavators & shove loader oth front-end shovel, mac	1 081 838	7 262 922	6 677 261	46 320 746
8430100000	Pile-drivers and pile-extractors	416 643	4 151 983	564 462	8 208 304
8430200000	Snow-ploughs and snow-blowers	3 343	3 616	18 045	18 584
8430310000	Coal/rock cutters and tunneling machinery, self-propelled	180 563	317 689	446 245	2 833 764
8430390000	Coal/rock cutters and tunneling machinery,oth than self-propelled	214 157	2 239 200	1 384 290	11 875 687
8430410000	Oth boring/sinking machinery self-propelled	624 263	3 800 483	12 442 468	52 853 987
8430491000	Wellhead platforms & integrated produc modules for use in drilling	93	2 527 572	18 994	22 563 832
8430499000	Oth wellhead platforms & integrat prod modules for use in drilling	94 445	3 616 791	1 821 482	50 724 256
8430500000	Oth moving,grading,levelling,scrapping machinery, self-propelled	27 910	1 240 706	65 778	13 731 586
8430610000	Tamping/compacting machinery, not self-propelled	177 770	649 558	1 632 900	3 851 666
8430690000	Oth machinery of hedding 84.30, not self-propelled	34 361	2 169 231	418 875	8 026 078
8431101300	Parts suitable for of goods of subhead 8425.19,8425.39or8425.49,€	116 356	954 089	679 131	4 727 414
8431101900	Oth parts suitable for of goods of heading 84.25,electrically operate	13 143	326 229	134 403	2 845 605
8431102200	Part suitable for goods of sub 8425.11, 842520,8425.31,8425.41,84	77 471	723 223	331 243	3 512 340
8431102900	Oth parts suitable for of goods of heading 84.25,not electrically ope	69 863	499 227	417 173	2 191 885
8431200000	Parts suitable for goods of head 84.27	63 882	768 634	735 618	5 454 068
8431311000	Parts of goods of shd 8428.10.(21,29), 8428.10.90,of lift skip hoist/	222 467	2 499 036	400 642	4 786 759
8431312000	Parts of goods of shd 8428.10.10), 8428.40.00,of lift skip hoist/esca	228 497	1 570 427	631 461	6 456 417
8431391000	Part suitable for goods sub 8428.20.10, 8428.32.10, 8428.33.10/84	4 914	157 084	202 098	1 188 468
8431392000	Parts suitable for goods of subheading 8428.90	53	37 608	1 322	693 485
8431394000	Part of auto mach. for trnsport/storage of PCB/PWBs/PCAs	202	28 220	8 249	297 267
8431399010	Part of oth lift,handl/load mach, telph/conveyor	586 755	4 493 912	4 012 502	38 481 966
8431399090	Oth parts of machinery of head 84.25	506 344	2 031 385	5 580 846	22 750 225
8431410000	Buckets, shovels, grabs and grips,of mach of head 84.26, 84.29/84.	351 721	3 629 199	2 874 248	22 781 834
8431420000	Bulldozer/angledozer blades of mach of heading 84.26, 84.29/84.31	505 304	3 951 016	2 304 168	17 419 712
8431430000	Parts of boring/sinking mach of subhead 8430.41/8430.49	1 503 014	18 521 967	25 178 052	225 313 766
8431491000	Parts of machinery of heading 84.26	350 006	2 991 043	3 087 719	21 370 964
8431492000	Cutting edges/end bits for scrapers,graders/levellers	1 454 902	14 037 403	3 542 288	34 994 600
8431493000	Parts of road rollers	391 019	2 124 984	1 855 262	12 298 316
8431499000	Oth parts of machinery of heading 84.26, 84.29/84.30	8 769 346	62 528 439	61 148 528	426 857 846
8432100000	Ploughs	216	22 351	2 323	156 715
8432210000	Disc harrows	15	25 956	162	88 150
8432290000	Scarifiers, cultivators, weeders, hoes and oths harrows	4 601	60 009	50 520	405 939
8432300000	Seeders, planters and transplanters	175	71 426	1 800	422 446
8432400000	Manure spreaders & fertiliser distributo	4 073	43 699	60 901	446 390
8432801000	Oth machinery for soil preparation/ cultivation;of agricult/horticult	34 580	74 275	168 657	1 259 467
8432802000	Lawn/sports-ground rollers	0	544	0	9 191
8432809000	Oth machinery for soil preparation/ cultivation	25 257	118 979	352 182	624 827
8432901000	Parts of machinery of subheading 8432.80.90	26 334	41 786	167 995	334 462
8432909000	Parts oth machinery for soil preparation/cultivation	25 779	145 318	125 548	932 430
8433110000	Mowers for lawns,parks/sports-grounds with the cutting device rot	223 855	1 915 771	1 025 131	7 194 341
8433191000	Mowers for lawns,parks/sports-grounds manually operated	2 411	6 978	3 914	49 367
8433199000	Oth mowers for lawns, parks/sport grounds,oth than manually ope	40 039	875 527	215 177	4 007 034
8433200000	Oth mowers,including cutter bars for tractor mounting	10 461	329 763	227 391	5 705 945
8433300000	Oth haymaking machinery	0	507	0	15 221
8433400000	Straw/fodder baler,including pick-up	0	26	0	394
8433510000	Combined harvester-threshers macinery	0	88 833	0	336 227
8433520000	Oth threshing machinery	0	56 717	0	419 855
8433530000	Root/tuber harvesting machines	0	15 300	0	156 299
8433591000	Cotton pickers and cotton gins	0	803	0	3 530
8433599000	Oth cotton pickers and cotton gins	5 976	234 073	37 023	3 360 155
8433601000	Machin for cleaning,sorting/grading egg fruit/oth agricultur prod,el	10 886	76 388	881 222	3 080 884
8433602000	Machin for cleaning,sorting/grading egg fruit/oth agricultur prod,nr	49	49	741	741
8433901000	Part mach:castor,of diameter(inc yres)> 100mm,<= 250mm,width v	39	4 092	523	27 470
8433902000	Parts mach:castor,oth of goods of subhd 8433.11/8433.19.90	9 902	125 360	19 802	418 757

**I.3. IMPOR MENURUT KOMODITI / IMPORT BY HS COMMODITY**  
**\*\*\* AGUSTUS/AUGUST 2011 \*\*\***

HS	Uraian Komoditi Commodity Description	Berat Bersih / Net Weight (Kg)		Nilai / Value C.I.F (US\$)	
		Bulan ini Current Month	Kumulatif Cum.Jan. to date	Bulan ini Current Month	Kumulatif Cum.Jan. to date
8433903000	Parts mach:castor,oth of goods of subhd 8433.19.10	0	7 949	0	37 044
8433909000	Parts mach: oth castors	5 010	123 926	57 779	466 079
8434101000	Milking machines, electrically operated	0	9 537	0	106 222
8434102000	Milking machines,not electrically operated	0	167	0	2 120
8434201000	Dairy machinery, electrically operated	2 180	150 610	26 000	3 843 129
8434901000	Parts of milking & dairy mach.of elect operated machines	2 251	48 347	89 731	5 136 909
8434902000	Parts of milk & dairy mach of non elect operated machines	96	20 415	2 893	420 253
8435101000	Presses,crushers & manufacture of wine, cider,fruit juices,electric c	424 760	1 252 788	1 304 202	6 203 615
8435102000	Presses,crushers & manufacture of wine, cider,fruit juices,not elect	8 859	114 565	21 000	183 899
8435901000	Parts of presses,crushers & manufacture of wine,cider,fruit juices,e	6 725	126 884	65 466	769 308
8435902000	Parts of presses,crushers & manufacture of wine,cider,fruit juices,n	11	2 803	23	21 643
8436101000	Machinery for preparing animal feeding stuffs, electrically operatec	605 582	4 264 349	2 942 906	19 829 435
8436102000	Machinery for preparing animal feeding stuffs, not electrically oper	41 453	74 823	74 428	123 853
8436211000	Poultry incubators & brooders, electrically operated	454 848	1 573 998	4 053 832	14 916 241
8436212000	Poultry incubators & brooders, not electrically operated	4 742	32 246	55 302	399 481
8436291000	Oth poultry-keeping machinery, electrically operated	176 368	1 064 312	901 212	5 054 118
8436292000	Oth poultry-keeping machinery, not electrically operated	106 387	711 346	356 602	2 428 950
8436801100	Germination plant mach, agricultural or horticultural type,electric c	28 585	105 628	288 241	427 982
8436801900	Oth germination plant machinery electric operated	121 697	586 616	871 778	3 925 475
8436802100	Germination plant machin, agricultural or horticultural type,not ele	15 094	71 462	62 524	325 400
8436802900	Oth germination plant machinery, not electric operated	1 231	114 326	18 564	1 027 027
8436911000	Parts of poultry-keeping machinery/ poultry,incubator & brooders,	82 580	621 299	402 014	6 264 146
8436912000	Parts of poultry-keeping machinery/ poultry,incubator&brooders,n	7 323	185 931	55 580	1 323 756
8436991100	Parts oth of poultry-keeping machin, agri & horti type,electric oper.	35 752	175 545	42 740	352 212
8436991900	Parts oth of poultry-keeping machin, oth than agri&horti type,elect	33 275	1 188 805	461 277	8 445 273
8436992100	Parts oth of poultry-keeping machin, agri & horti type,not electric c	2 665	44 745	30 509	497 651
8436992900	Parts oth of poultry-keeping machin,oth than agri&horti type,not e	20 658	256 524	207 437	1 847 914
8437101000	Machinery for bread grains;winnowing & cleaning machin, electrica	283 485	973 296	4 034 996	9 791 453
8437102000	Machinery for bread grains;winnowing & cleaning machines,not ele	0	191 681	0	200 000
8437103000	Mach for clean,sorting/grad seed,graint dried leguminous vegetabl	114 777	908 218	1 984 980	12 263 388
8437104000	Mach for clean,sorting/grad seed,graint dried leguminous vegetabl	783	5 665	1 600	14 840
8437801000	Macinery for rice hullers & cone type rice mills,electrically operatec	0	507 654	0	686 522
8437802000	Macinery for rice hullers & cone type rice mills,not electrically oper	7 644	579 510	15 919	655 331
8437803000	Macinery for industrial type coffee and corn mills,electrically opera	4 301	62 771	44 568	504 804
8437804000	Macinery for industrial type coffee & corn mills,not electrically ope	44 556	93 275	37 839	85 530
8437805100	Polishing machines for rice,sifting and sieving,bran cleaner,electric	9 546	223 825	40 615	611 127
8437805900	Oth polishing mach for rice,sifting and sieving,bran cleaner,electric	5 630	354 731	67 085	1 189 807
8437806100	Polishing machines for rice,sifting and sieving,bran cleaner,not elec	67 534	757 964	72 936	854 108
8437806900	Oth polishing mach for rice,sifting and sieving,bran cleaner,not elec	2 181	387 118	21 750	3 524 453
8437901100	Parts of machin of subheading 8437.10, electrically operated	75 171	608 038	346 538	2 823 795
8437901900	Parts of machines oth than of subhead 8437.10,electrically operate	88 789	599 755	283 030	1 517 950
8437902100	Parts of machines of subheading 8437.10, not electrically operated	2 500	10 765	3 435	92 159
8437902900	Oth parts of machines of subheading 8437.10, not electrically oper.	38 154	662 716	93 852	1 060 692
8438101000	Bakery mach,macaroni,spaghetti/similar products, electrically oper	403 629	2 249 275	8 000 424	35 850 688
8438102000	Bakery mach,macaroni,spaghetti/similar products, not electrically c	43 405	266 417	87 402	939 629
8438201000	Mach for the manufac of confectionary, cocoa/chocolate, electrical	163 332	1 204 146	5 036 081	34 771 211
8438202000	Mach for the manufac of confectionary, cocoa/chocolate,not electr	0	11 013	0	75 755
8438301000	Mach for sugar manufac, electrically operated	610	31 421	12 740	839 545
8438401000	Brewery machinery, electrically operated	150	2 505	3 290	12 410
8438501000	Mach for the preparation of meat/poultry ,electrically operated	46 348	391 267	880 534	5 915 976
8438502000	Mach for the preparation of meat/poultry ,not electrically operatec	77 273	190 200	107 875	321 720
8438601000	Machiner for the preparation of fruits, nuts/vegetab, electrically o	74 379	390 412	110 646	3 029 845
8438602000	Machiner for the preparation of fruits, nuts/vegetab, not electric o	0	263 057	0	485 189
8438801100	Coffee pulpers, electrically operated	78 680	369 203	1 280 760	15 692 744
8438801200	Coffee pulpers, not electrically operated	0	8 393	0	37 984
8438809100	Oth coffee pulpers,electric operated	103 277	1 645 605	2 208 205	34 898 743
8438809200	Oth coffee pulpers,not electric operated	17 407	134 739	185 529	489 447
8438901100	Parts of goods of subheading 8438.30.10 electrically operated	996	502 828	57 807	1 562 848
8438901200	Part of coffee pulper,electric operated machines	9	10 052	100	234 215
8438901900	Parts of oths goods of heading 84.38 electrically operated	150 933	695 813	3 935 242	9 967 958
8438902100	Parts of goods of subheading 8438.30.20 not electrically operated	46 575	277 567	166 513	1 028 085
8438902200	Part of coffee pulpers,non electric operated machines	909	1 036	68 784	72 013
8438902900	Parts of oth goods of heading 84.38.20 of coffee pulpers,not electri	10 670	220 247	249 859	3 424 906
8439100000	Machinery for making pulp of fibrous cellulosic material	100 611	250 751	3 086 860	10 026 304
8439200000	Machinery for making paper/paperboard	1 564 476	8 416 740	8 955 746	42 214 318
8439300000	Machinery for finishing paper/ paperboard	26 293	318 611	99 558	4 253 486
8439911000	Part of machin for mak pulp of fibrous cellulosic material,electricall	338 694	1 432 395	6 293 366	33 530 219
8439912000	Part of machin for mak pulp of fibrous cellulosic material,not electr	33 467	133 136	1 482 229	5 502 628
8439991000	Parts for making/finishing paper/ paperboard, electrically operated	887 237	4 141 112	17 647 456	78 587 260
8439992000	Parts for making/finishing paper/ paperboard, not lectrically opera	1 008	20 948	70 415	965 758
8440101000	Book-binding mach, includ book-sewing, electrically operated	39 471	344 923	566 133	4 991 834
8440102000	Book-binding mach, includ book-sewing, not electrically operated	6 525	31 774	3 975	59 086
8440901000	Parts of book binding & sewing machines electrically operated mac	2 008	14 185	27 187	944 382
8440902000	Parts of book binding & sewing machines not electrically operated i	0	961	0	11 498
8441101000	Cutting machines, electrycally operated	219 020	5 000 821	1 444 165	28 323 841

**I.3. IMPOR MENURUT KOMODITI / IMPORT BY HS COMMODITY**  
**\*\*\* AGUSTUS/AUGUST 2011 \*\*\***

HS	Uraian Komoditi Commodity Description	Berat Bersih / Net Weight (Kg)		Nilai / Value C.I.F (US\$)	
		Bulan ini Current Month	Kumulatif Cum.Jan. to date	Bulan ini Current Month	Kumulatif Cum.Jan. to date
8441102000	Cutting mach, not electrycally operated	7 861	128 413	15 621	491 310
8441201000	Machin for making bags,sacks/envelopes electrically operated	21 871	428 064	172 404	6 336 726
8441202000	Machin for making bags,sacks/envelopes not electrically operated	282	39 254	17 728	626 514
8441301000	Mach for mak cartons,boxes,cases,tube drum/similar containers,el	71 300	1 438 787	446 186	9 981 759
8441302000	Mach for making carton,boxes,cases,tube drums/similar containers	883	8 633	18 028	68 852
8441401000	Machines for moulding articles in paper pulp,paper/paperboard,ele	8 937	1 038 778	50 776	16 482 721
8441402000	Machines for moulding articles in paper pulp, paper/paperboard, n	0	10 500	0	125 000
8441801000	Oth machinery for making up paper pulp, paper/paperboard,electr	153 323	2 128 617	4 482 930	31 707 745
8441802000	Oth machinery for making up paper pulp, paper/paperboard,not el	12 270	58 775	60 242	285 082
8441901000	Part of machin for mak up paper pulp, paper/paperboa,cutting ma	213 316	1 462 433	2 963 263	20 359 618
8441902000	Parts of machin for mak up paper pulp, paper/paperboa,cutting ma	518	365 988	5 028	2 348 034
8442301000	Machinery, apparatus and equipment, electrically operated	26 723	679 262	997 907	10 253 108
8442302000	Machinery, apparatus and equipment, not electrically operated	1 080	43 783	19 678	440 098
8442401000	Parts of electrically operated machin, apparatus/equipment	61 005	659 145	568 994	6 578 223
8442402000	Parts of the foregoing mach,apparatus/ equipment,non electrically	2 909	18 656	123 826	430 144
8442500000	Plate,cyls&oth.print comp.plates,cyl & lithograph stones,prepared	80 740	397 135	1 900 049	7 451 694
8443110000	Print.mach.used for print by mean plates cyl&oth print,offset print	96 564	1 305 683	2 672 581	25 355 309
8443120000	Print.mach.use,print by mean plate cyl& oth print,offset print mact	97 391	317 153	435 615	648 792
8443130000	Oth offset printing machinery	564 417	3 599 540	2 291 235	26 638 618
8443140000	Letterpress printing mach, reel-fed, excluding flexographic printing	24 730	164 999	183 445	1 666 094
8443150000	Letterpress printing mach,oth than reel fed, excluding flexographic	1 714	140 445	4 859	289 403
8443160000	Flexographic printing machinery	9 140	676 033	27 500	10 218 590
8443170000	Gravure printing machinery	225 429	1 288 194	2 747 084	22 107 814
8443190000	Oth than gravure,flexographic, letterpress,oth offset printing mach	11 632	400 107	265 413	4 288 401
8443311010	Printer-copier,ink-jet,color,capable of connecting to a data machin	274 775	3 213 601	2 536 089	24 012 718
8443311090	Printer-copier,ink-jet proces,no color, capable of connect to data r	1 870	30 683	33 220	387 034
8443312010	Printer-copier,laser proces,color, capable connect to data mach/ne	9 154	72 014	379 779	3 149 855
8443312090	Printer-copier,laser proces,no color, capable connect to data mach.	29 180	243 027	748 709	6 257 642
8443313010	Combination printer-copier-facs mach, color,connect to data mach.	63 105	631 756	1 367 315	10 720 077
8443313090	Combination printer-copier-facs mach, no color,connect to data ma	37 399	242 079	879 586	6 659 595
8443319090	Oth mach which perform >= 2 function of printing,copying/facsimil	2 599	18 578	148 605	927 916
8443321010	Dot matrix printer,color,capable of connect to data machine/netw	0	890	0	96 595
8443321090	Dot matrix printer,no color,capable of connect to data machine/ne	74 733	1 165 397	2 076 348	30 977 514
8443322010	Ink-jet printer,color,capable of connect to a data machine/network	433 785	4 132 871	4 845 677	39 678 414
8443322090	Ink-jet printer,no color,capable of connect to a data machine/netw	22 805	104 444	813 978	4 266 420
8443323010	Laser printer,color,capable of connect to a data machine/network	34 979	187 432	717 882	3 612 221
8443323090	Ink-jet printer,no color,capable of connect to a data machine/netw	79 292	779 468	1 114 263	13 253 332
8443324090	Facsimile machine,no color,capable of connect to a data machine/r	82 707	302 883	1 479 771	5 804 230
8443325010	Mach of screen print machinery,color, capable of connect to data n	0	431	0	20 472
8443325090	Mach of screen print machinery,no color, capable of connect to dal	0	7 776	0	106 660
8443329010	Mach of oth material,color,capable of connect to data machine/ne	4 473	20 755	98 500	815 002
8443329090	Mach of oth material,no color,capable of connect to data machine/	1 291	27 786	79 627	938 276
8443391100	Electrostatic photocopy apparatus,direct process, color	0	1	0	23
8443391900	Electrostatic photocopy apparatus,direct process, no color	308 649	2 881 087	476 162	4 500 715
8443392010	Electrostatic photocopy apparatus,in- direct process,color	218	7 663	5 345	139 642
8443392090	Electrostatic photocopy apparatus,in- direct process,no color	32 472	1 025 864	121 233	3 185 469
8443393090	Oth photocopy apparatus incorporating, optical system,no color	0	25 761	0	651 205
8443394090	Ink-jet printer,no color,not capable of connect to data machine/nei	0	18	0	246
8443399010	Oth print mach,color,not capable of connect to data machine/netw	0	75	0	9 583
8443399090	Oth print mach,no color,not capable of connect to data machine/n	158	15 530	10 171	109 452
8443910000	Part & accessori of print machinery used for print by component of	1 016 341	5 508 824	53 869 829	269 265 149
8443991000	Part & accessori of screen print machi- nery for manufact of print c	18 081	37 909	163 979	1 018 283
8443992000	Ink-filled printer cartridges	168 079	1 972 451	8 227 212	64 557 191
8443993000	Paper feeders and sorters	1 747	11 434	137 901	692 540
8443999000	Oth part & accessori of screen printing machinery	350 977	982 732	2 670 505	23 613 495
8444100000	Mach for extrude,texture/cut man-made textile material,electric of	83 381	806 716	1 252 973	12 074 623
8444200000	Mach for extrude,texture/cut man-made textile material,not electr	135	6 824	8 318	27 084
8445111000	Carding machines,electrically operated	259 791	2 285 494	1 441 857	26 061 736
8445112000	Carding machines,not electrically operated	1 137	1 137	2 100	2 100
8445121000	Combing machines, electrically operated	51 550	176 091	213 627	786 298
8445122000	Combing machines, not electrically operated	3	3	1 084	1 084
8445131000	Drawing/roving machines,electrically operated	161 975	3 526 389	1 883 605	18 147 543
8445132000	Drawing/roving machines, not electrically operated	0	13 196	0	62 848
8445191000	Other machines for preparing textile fibres; electrically operated	98 020	1 272 863	1 360 211	9 853 491
8445201000	Textile spinning machines; electrically operated	1 076 359	5 609 458	4 552 063	34 635 297
8445202000	Textile spinning machines; not electrically operated	1 710	1 711	6 257	6 407
8445301000	Textile doubling/twisting machines; electrically operated	121 946	1 017 080	880 400	5 191 494
8445302000	Textile doubling/twisting machines; not electrically operated	0	8 300	0	119 000
8445401000	Textile winding(including weft-winding) or reeling machin,electrical	279 287	2 285 556	7 884 949	39 343 887
8445402000	Textile winding(including weft-winding) or reeling machin,notelectr	426	134 749	700	2 589 040
8445901000	Oth machinery for product textile yarn, electrically operated	32 149	982 796	466 362	7 130 591
8445902000	Oth machinery for product textile yarn, not electrically operated	0	79 045	0	552 553
8446101000	Machines for weaving fabrics of a width <= 30 cm, electric operater	245 820	957 912	1 386 585	5 146 826
8446102000	Machin for weaving fabrics of a width <= 30 cm,not electric operat	0	5 820	0	23 434
8446210000	Power looms	0	534 586	0	2 975 601



**I.3. IMPOR MENURUT KOMODITI / IMPORT BY HS COMMODITY**  
**\*\*\* AGUSTUS/AUGUST 2011 \*\*\***

HS	Uraian Komoditi Commodity Description	Berat Bersih / Net Weight (Kg)		Nilai / Value C.I.F (US\$)	
		Bulan ini	Kumulatif	Bulan ini	Kumulatif
		Current Month	Cum. Jan. to date	Current Month	Cum. Jan. to date
8446290000	Machine for weaving fabrics of a width > 30 cm, shuttle type	714 453	4 920 358	4 183 704	42 610 192
8446300000	Machine for weaving fabrics of a width > 30 cm, shuttleless type	417 633	4 242 690	3 685 928	32 134 124
8447111000	Circular knitting mach, cylinder diamtr <= 165 mm, electrically oper:	135 740	614 613	1 487 540	5 530 567
8447112000	Circular knitting mach, cylinder diamtr <= 165 mm, not electrically op	0	10 459	0	51 660
8447121000	Circular knitting mach, cylinder diamtr >165 mm, electrically operat	24 892	1 146 534	161 603	8 880 065
8447201000	Flat knitting & stitch bonding machine, electrically operated	65 801	785 883	679 414	17 564 135
8447202000	Flat knitting & stitch bonding machine, not electrically operated	43 871	342 437	142 326	3 376 818
8447901000	Machines for making gimped yarn, tulle, lace & mach for tufting, elec	85 629	2 115 049	688 176	15 688 956
8447902000	Machines for making gimped yarn, tulle, lace & mach for tufting, not	435	40 241	1 150	216 889
8448111000	Dobbies & jacquards, card reducing, electrically operated	32 745	262 787	535 151	2 178 527
8448112000	Dobbies & jacquards, card reducing, not electrically operated	103	9 732	329	23 221
8448191000	Auxiliary machin for machin of heading 84.44, 84.45, 84.46, 84.47, 1	19 862	639 439	177 961	7 152 774
8448192000	Auxiliary machin for machin of heading 8444, 8445, 8446, 84.47, nc	0	8 750	0	64 776
8448200000	Parts & accessories of mach of heading 84.44/their auxiliary machin:	43 109	693 880	795 789	10 060 987
8448310000	Card clothing	14 216	179 464	261 914	2 861 964
8448320000	Parts & accessories of mach for preparing textile fibres, other than ca	6 496	423 603	336 317	8 595 272
8448330000	Spindles, spindle flyers, spinning rings, and ring travellers	22 886	223 201	649 657	5 015 377
8448390000	Other parts & accessories of mach of head 84.45/their auxiliary ma	152 545	2 631 505	2 601 673	25 188 605
8448420000	Reeds for looms, healds & heald-frames	13 226	87 191	249 598	2 144 714
8448491100	Shuttles, elect operated mach, use with machines of heading 84.44-1	1 464	32 860	13 895	889 787
8448491900	Oth parts & acces, elect operated, use with machines of heading 84.4	86 453	617 444	895 005	7 998 452
8448492000	Parts of non-elect operated, use with machines of heading 84.44-8-	3 745	33 824	45 765	553 372
8448510000	Sinkers, needles & other articles used in forming stitches	17 833	104 822	372 541	6 842 032
8448590000	Othe parts & accessories of mach of head 8447/their auxiliary machi	32 711	369 883	277 082	3 651 962
8449001000	Mach for the manufacture/finishing of felt/nonwovens, electrically	79 436	423 245	2 089 802	7 022 307
8449002000	Mach for the manufacture/finishing of felt/nonwovens, not elect o	0	11 436	0	111 250
8450111000	Household/laundry-type washing machin; fully-automatic mach; cap	150 000	1 063 553	686 763	4 182 545
8450119000	Household/laundry-type wash mach; fully- automatic machine; capa	1 591 725	12 130 737	7 457 290	52 034 551
8450120010	Household/laundry-type wash mach; built- in centrifugal drier, capa	259 126	1 302 430	1 059 127	5 321 655
8450120020	Household/laundry-type wash mach; built- in centrifugal drier, capa	816 638	5 660 202	3 489 488	22 557 817
8450190010	Other household/laundry-type wash mach; dry linen capacity <= 6 l	647	905	23 825	25 719
8450190020	Other household/laundry-type wash mach; dry linen capacity > 6 k	75	1 751	4 320	14 830
8450200000	Household/laundry-type washing mach; a dry linen capacity >10 kg	181 696	1 367 791	1 244 064	7 789 819
8450901000	Parts of goods of subheading 8450.20	9 866	23 110	32 380	175 382
8450902000	Parts of goods of subheading 8450.11, 8450.12/8450.19	599 654	4 657 134	1 930 455	13 531 954
8451100000	Dry-cleaning machines	9 199	230 964	101 828	2 047 932
8451210000	Drying machines, each of a dry linen capacity not exceeding 10 kg	8 882	187 649	53 113	871 593
8451290000	Drying machines, each of a dry linen capacity exceeding 10 kg	126 193	937 882	1 425 290	6 779 694
8451300000	Ironing machines and presses (including fusing presses)	40 974	377 989	1 011 464	4 604 650
8451400000	Washing, bleaching/dyeing machines	217 152	1 317 114	3 826 309	16 999 868
8451500000	Mach. for reeling, unreeling, folding, cutting/pinking textile fabrics	52 271	262 421	1 018 876	2 820 702
8451801000	Other machinery exclude machines of hd 84.50: for domestic use	0	192 794	0	1 017 548
8451809000	Other machinery exclude machines of hd 84.50: not for domestic u	401 215	1 409 595	3 383 265	12 900 923
8451901000	Parts of goods of subhd 8451.21.00; dry linen capacity <= 10 kg	253	6 115	21 272	146 274
8451909000	Parts of goods of subhd 8451.21.00; dry linen capacity > 10 kg	27 084	264 681	273 377	3 056 845
8452100000	Sewing machines of the household type	128 521	977 435	369 087	3 847 370
8452210000	Sewing machines; automatic units	272 050	2 095 703	2 678 071	22 444 208
8452290000	Sewing machines; not automatic units	543 988	4 077 551	7 105 172	39 561 393
8452300000	Sewing machine needles	19 247	179 460	73 780	1 091 513
8452400000	Furniture, bases and covers for sewing machines and parts thereof	113 763	679 322	221 616	1 519 204
8452901100	Arms, beds, stands, flywheel, belt guard; treadles/pedals	3 751	72 957	16 211	193 207
8452901900	Oth part of sewing mach of machinery of subheading 8452.10	52 653	429 245	402 298	4 098 614
8452909010	Arms beds, foot & pedals of mach exclude subheading 8452.10	189	34 829	390	73 266
8452909090	Other parts of sewing mach of machinery exclude subheading 8452	78 965	1 343 981	280 285	4 356 377
8453101000	Machinery for prepare, tanning/work hides , skins/leather, elect op	76 405	524 208	260 476	3 460 166
8453102000	Machinery for prepare, tanning/work hides , skins/leather, not elec	24	9 035	358	112 001
8453201000	Machinery for making/repairing footwear, electrically operated	638 294	3 145 423	6 067 808	26 986 999
8453202000	Machinery for making/repairing footwear, not electrically operatec	55 954	233 798	382 142	1 625 431
8453801000	Mach for make/repaire other articles of hides, skins, not sewing mac	225 020	3 662 085	1 358 929	22 908 114
8453802000	Mach for make/repaire other articles of hides, skins, not sewing mac	3 617	33 482	32 170	237 301
8453900000	Parts of goods of heading 84.53	70 258	698 093	810 349	7 415 548
8454100000	Converters	1 130	13 315	55 970	621 524
8454200000	Ingot moulds and ladles	271 626	1 707 708	3 328 808	17 155 614
8454300000	Casting machines	101 661	2 838 513	1 321 828	25 628 116
8454900000	Parts of goods of heading 84.54	572 153	2 324 626	6 653 872	20 960 728
8455100000	Tube mills	47 063	70 584	85 967	295 709
8455210000	Tube mills, hot/combination hot & cold	78 234	556 328	140 351	2 475 021
8455220000	Tube mills, cold	30 000	180 455	242 600	1 211 358
8455300000	Rolls for rolling mills	689 959	6 390 961	2 732 092	24 329 380
8455900000	Other parts of metal-rolling mills and rolls therefor.	1 197 955	7 357 365	3 369 382	28 320 385
8456100000	Machines tool for work any material by removal material, operat by	67 333	275 216	1 365 346	7 216 493
8456200000	Machines tool for work any material by removal material, operat by	2 361	27 612	82 304	1 005 041
8456300000	Machines tool for work any material by removal material, electro-di	20 185	310 140	335 220	4 694 409
8456901000	Mach tool for mnfact of printed circuit, numerical control, by plasm	5 236	72 801	40 626	851 551
8456902000	Wet proces equip for the application by immersion of electrochemi	617	2 242	15 637	86 075

**I.3. IMPOR MENURUT KOMODITI / IMPORT BY HS COMMODITY**  
**\*\*\* AGUSTUS/AUGUST 2011 \*\*\***

HS	Uraian Komoditi Commodity Description	Berat Bersih / Net Weight (Kg)		Nilai / Value C.I.F (US\$)	
		Bulan ini Current Month	Kumulatif Cum.Jan. to date	Bulan ini Current Month	Kumulatif Cum.Jan. to date
8456909000	Oth mach tool for work any material by other operating processes	10 744	271 098	411 207	4 457 994
8457100000	Machining centres	360 976	3 512 269	5 595 944	57 394 572
8457200000	Unit construction machines (single-station)	27 633	43 158	187 084	763 917
8457300000	Multi-station transfer machines	949	70 442	21 779	1 950 606
8458110000	Horizontal lathes, numerically controlled	249 854	1 861 708	6 144 092	37 129 731
8458190000	Horizontal lathes,not numerically controlled	340 053	2 646 341	1 449 499	15 779 157
8458910000	Other lathes,numerically controlled	29 620	367 550	743 957	6 473 755
8458990000	Other lathes,not numerically controlled	209 738	2 260 085	716 484	12 653 665
8459101000	Way-type unit head machines electrically operated	43 138	379 375	816 239	5 662 267
8459102000	Way-type unit head machines not electrically operated	1 972	3 877	49 113	67 911
8459210000	Dilling machines,numerically controlled	85 534	456 721	888 495	4 049 558
8459291000	Dilling machines,electrically operated	223 885	1 125 869	983 913	6 162 182
8459292000	Dilling machines, not electrically operated	3 551	118 429	63 060	476 558
8459310000	Boring-milling machines, numerically controlled	1	140 019	51	2 591 997
8459391000	Boring-milling machines, electrically operated	15 065	271 703	449 251	2 181 979
8459392000	Boring-milling machines, not electrically operated	135	49 169	12 609	244 241
8459401000	Boring machines, electrically operated	76 066	737 400	368 186	8 251 632
8459402000	Boring machines, not electrically operated	14 700	132 693	80 258	714 533
8459510000	Milling machines, knee-type, numerically controlled	4	7 257	1 198	255 100
8459591000	Milling machines, knee-type, electrically operated	135 362	355 837	411 448	1 168 020
8459592000	Milling machines, knee-type, not electrically operated	8 200	22 600	31 440	95 880
8459610000	Other milling machines, numerically controlled	4 227	97 769	37 700	1 945 498
8459691000	Other milling machines, electrically operated	170 051	991 315	1 103 279	5 918 328
8459692000	Other milling machines, not electrically operated	2 625	111 349	71 322	531 257
8459701000	Threading/tapping machines, electrically operated	27 634	223 214	95 040	4 611 317
8459702000	Threading/tapping machines, not electrically operated	0	50 733	0	778 910
8460110000	Flat-surface grinding mach,an accur of at least 0.01 mm,numeric co	29 353	477 784	501 097	6 998 544
8460191000	Flat-surface grinding mach,an accur at least 0.01 mm, electric oper	51 884	625 085	534 311	9 003 524
8460192000	Flat-surface grinding mach,an accur at least 0.01 mm, non electric c	2 708	26 671	19 667	333 705
8460210000	Other grinding mach,an accuracy of at least 0.01 mm,numerically c	25 440	116 160	1 565 509	4 890 053
8460291000	Other grinding mach,an accuracy of at least 0.01 mm, electrically o	77 717	628 036	469 754	6 503 967
8460292000	Other grinding mach,an accur at least 0.01 mm, not electric operati	19 651	102 960	81 475	634 541
8460311000	Machine tools, numeric controlled, for sharpen carbide diamet <= 3	15 804	116 066	111 685	1 202 516
8460319000	Oth sharpening (tool/cutter grinding) machines,numerically control	680	147 882	91 990	1 025 028
8460391000	Oth sharpening (tool/cutter grinding) machines, electrically operate	12 407	153 179	192 250	2 191 031
8460392000	Oth sharpening (tool/cutter grinding) machines, not electrically ope	912	13 921	5 533	84 412
8460401000	Honing/lapping mach,electrically operated	6 691	89 293	33 144	2 804 638
8460402000	Honing/lapping mach, not electrically operated	4 215	8 811	45 741	74 775
8460901000	Machine-tools for deburring,abrasives/ polishing products, electric	44 977	401 280	247 909	5 350 100
8460902000	Machine-tools for deburring,abrasives/ polishing products,not elec	8 317	58 716	73 624	507 880
8461201000	Shaping/slotting machines,electrically operated	84 930	619 950	509 828	4 181 041
8461202000	Shaping/slotting mach,not electrically operated	6 790	31 986	36 340	141 934
8461301000	Broaching mach,electrically operated	5 179	95 028	52 072	1 969 776
8461302000	Broaching mach,not electric operated	0	129	0	5 802
8461401000	Gear cutting,gear grinding/gear finishing mach electric operated	8 890	290 806	53 383	3 920 318
8461402000	Gear cutting,gear grinding/gear finishing mach not electric operate	282	20 886	17 728	78 339
8461501000	Sawing/cutting-off machines, electrically operated	244 050	1 406 772	1 416 264	10 921 497
8461502000	Sawing/cutting-off machines, not electrically operated	39 455	212 675	145 577	862 542
8461901000	Other mach-tool work by removing metal or cerments, electrically o	21 610	342 013	279 028	3 738 088
8461909000	Other mach-tool work by removing metal or cerments, not electric;	787	30 296	12 291	320 580
8462101000	Forging/die-stamping machines (including pres) & hammers, electri	2 656 891	12 082 715	21 304 001	81 628 150
8462102000	Forging/die-stamping machines (includ pres)&hammers,not electric	22 489	234 932	311 384	1 361 744
8462210000	Bend,fold,straighten/flattening machine (includ pres),numeric cont	66 124	1 011 217	383 826	17 643 129
8462291000	Bend,fold,straighten/flattening machine (includ pres),unnumeric cc	213 943	2 358 676	928 223	16 450 488
8462292000	Bend,fold,straighten/flattening machine (incl pres),unnumeric cont	13 240	252 703	32 021	1 121 391
8462310000	Shearing machine (incl press),oth than combine punching mach,numi	14 494	188 841	571 011	2 372 727
8462391000	Shearing machine (incl press),oth than bine punching mach,numeri	223 132	1 755 606	894 040	8 556 588
8462392000	Shearing mach (incl press),oth than bine punch mach,numeric cont	15 465	328 709	34 820	1 011 390
8462410000	Punching/notching mach,incl comb punch & shearing mach,numeri	65 143	237 282	1 751 777	4 451 107
8462491000	Punching/notching mach,incl comb punch & shearing mach,not nur	56 410	604 593	357 215	4 914 147
8462492000	Punching/notching mach,incl comb punch & shear mach,not numri	20 169	58 990	40 747	282 344
8462910000	Hydraulic presses	236 537	3 220 516	1 301 913	16 364 744
8462991000	Mach for manufac of boxes,cans & similar contain of tin plate, elec.	74 445	541 728	1 210 051	5 775 698
8462992000	Mach for manufac of boxes,cans contain tin plate,not elect. operat	0	134	0	388
8462995000	Oth machine for working metal by forging,hamming,electric operat	328 314	1 707 798	3 268 692	13 047 696
8462996000	Oth machine for working metal by forging,hamming,not electric op	7 814	54 184	165 426	557 455
8463101000	Draw-benches for bars,tube,profile,wire, or the like, electrically ope	154 427	851 631	820 974	5 983 889
8463102000	Draw-benches for bars,tube,profile,wire, or the like, not electrically	26 909	198 190	20 515	877 838
8463201000	Thread rolling machines, electrically operated	67 288	567 656	417 737	4 738 973
8463202000	Thread rolling machines,not electrically operated	0	9 819	0	15 978
8463301000	Machines for working wire,electrically operated	100 731	686 418	1 143 832	7 346 243
8463302000	Machines for working wire, not electrically operated	0	42 007	0	165 141
8463901000	Oth mach tool for work metal/cerments, without remove material,	253 265	2 128 259	2 066 834	17 224 309
8463902000	Oth mach tool for work metal/cerments, without remove material,	12 795	45 854	54 264	318 369
8464101000	Sawing machines, electrically operated	25 209	327 750	281 324	1 189 861

**I.3. IMPOR MENURUT KOMODITI / IMPORT BY HS COMMODITY**  
**\*\*\* AGUSTUS/AUGUST 2011 \*\*\***

HS	Uraian Komoditi Commodity Description	Berat Bersih / Net Weight (Kg)		Nilai / Value C.I.F (US\$)	
		Bulan ini Current Month	Kumulatif Cum.Jan. to date	Bulan ini Current Month	Kumulatif Cum.Jan. to date
8464102000	Sawing machines,not electrical operated	243	673	4 756	13 995
8464201000	Grinding/polishing machines, electrically operated	46 466	392 249	142 212	2 762 062
8464202000	Grinding/polishing machines, not electrically operated	959	9 422	1 532	54 164
8464901000	Oth mach tool for work stone,ceramics/ like mineral material,elect	278 625	1 034 677	620 487	5 648 056
8464902000	Oth mach tool for work stone,ceramics/ like mineral material,not e	26 209	176 450	66 853	500 912
8465100000	Mach, can carryout different type opera- tion without tool charge f	27 988	383 749	50 454	3 262 668
8465911000	Sawing machines for scoring PCB/ PWB's electrically operated	24 431	64 120	27 237	565 517
8465912000	Other sawing mach for scoring PCB/ PWB's, electrically operated	99 578	859 108	332 565	4 373 988
8465919000	Other sawing mach for scoring PCB/ PWB's, not electrically operate	39 430	317 086	161 447	1 138 397
8465921000	Mach tools for routing PCB/PWB's substrates,shank dmtr <=3.175 r	572	35 933	2 673	329 623
8465922000	Oth planing,milling/moulding (by cutting) mach,electrically operate	160 543	871 730	960 038	5 084 371
8465929000	Oth planing,milling/moulding (by cutting)machines,not electric ope	17 586	193 299	107 775	1 464 535
8465931000	Grinding, sanding/polishing machines, electrically operated	68 539	735 564	326 012	6 184 041
8465932000	Grinding, sanding/polishing machines, not electrically operated	2 261	22 958	20 397	417 121
8465941000	Bending/assembling machines, electrically operated	40 001	211 622	1 406 768	5 817 003
8465942000	Bending/assembling machines, not electrically operated	0	14 651	0	85 037
8465951000	Drilling mach for manufac PCB/PWB's ,with a spindle speed > 50.00	17 757	80 207	51 465	161 971
8465953000	Other drilling/morticing machines, electrically operated	32 602	325 448	122 883	1 390 208
8465959000	Other drilling/morticing machines, not electrically operated	11 764	201 928	110 667	1 384 329
8465961000	Splitting, slicing/paring machines, electrically operated	174 309	590 010	571 622	2 695 762
8465962000	Splitting, slicing/paring machines, not electrically operated	1	9 206	203	104 973
8465993000	Lathes, electrically operated	17 544	92 470	237 984	845 494
8465994000	Lathes, not electrically operated	241	54 495	288	1 148 415
8465995000	Mach for deburring surfaces of PCB/ PWB's, for scoring laminati pr	1 401	47 077	22 509	165 525
8465996000	Other mach-tools for nailing,stapling, glueing/otherwise assemb,eli	21 524	521 083	147 928	2 909 149
8465999000	Other mach-tools for nailing,stapling, glueing/otherwise assemb,nc	127 753	861 904	1 673 512	9 489 260
8466101000	Tool hold.self-open dieheads s8456.99, 8460.31,8465.91,8465.92,8	2 892	35 843	53 394	1 465 900
8466109000	Other tool holders & self-opening dieheads	18 066	374 657	673 677	12 423 253
8466201000	Work holders for sub 8456.99, 8460.31, 8465.91, 8465.92, 8465.95	3 089	26 787	28 403	897 040
8466209000	Work holders for other machine	80 112	445 671	1 889 498	11 493 085
8466301000	Dividing h,special attachm s 8456.99, 8460.31,8465.91,8465.92,84	1 379	7 180	57 609	286 422
8466309000	Dividing heads & other special attachments for machine-tools	7 396	184 389	406 786	4 742 071
8466910000	Parts&aces suitable for machine of heading 84.64-84.65	137 007	945 438	471 443	3 338 941
8466921000	Parts&aces suitable for mach s 8465. 91.10,8465.92.10,8465.95.10	4 065	12 672	22 609	266 254
8466929000	Parts & acces suitable for mach of other heading 84.65	73 070	552 474	1 132 129	8 190 111
8466932000	Parts&aces suitable for mach s 8456. 99.20,8456.99.30,8456.99.40	61	4 079	240	76 855
8466939000	Parts&aces suitable for mach of other headings 84.56 to 84.61	118 921	651 090	1 942 334	14 310 673
8466940000	Oth parts & acces suitable for machine other headings 84.56 to 84.	162 995	1 209 795	4 114 255	24 891 096
8467110000	Tool for work in the hand,pneumatic, rotary type (incl rotary percu:	20 793	137 187	800 463	5 073 920
8467190000	Tool for working in the hand,pneumatic, in other type	36 156	282 169	286 792	1 894 699
8467210000	Drills of all kinds with self contained electric motor	236 019	2 020 949	725 542	8 040 373
8467220000	Saws with self contained electric motor	115 878	634 515	337 955	3 192 894
8467290000	Oth tool for working in the hand, with self-contained electric motor	680 180	4 756 446	2 009 209	17 429 954
8467810000	Chain saws	187 453	2 773 591	1 037 331	10 365 861
8467890000	Oth tool for working in the hand, with self-contained non-electric n	30 537	283 937	199 798	2 684 915
8467911000	Part of chain saw,of elect-mechanic for work in hand,self-cont. elec	8 260	138 885	25 396	319 986
8467919000	Part of chain saw,of elect-mechanic for work in hand,self-cont. non	190 953	1 139 193	398 089	2 348 406
8467920000	Parts of pneumatic tools	7 673	82 861	104 553	929 578
8467991000	Part of hydraulic tool,of goods of subhd 8467.21,8467.22/8467.29	5 782	240 239	33 486	1 210 813
8467999000	Part of hydraulic tool,of goods of oth subhd 8467.21,8467.22/8467	198 870	976 592	708 357	3 468 885
8468100000	Hand-held blow pipes	7 572	14 191	36 047	62 704
8468201000	Hand-operated gas welding, brazing/ cutting appliances for metal	35 097	281 936	173 228	2 254 295
8468209000	Other gas-operated machinery & apparatus	33 697	1 325 675	156 126	5 195 984
8468800000	Other machinery and apparatus	10 024	768 902	176 482	4 439 322
8468901100	Parts of goods of subheading 8468.10.00	3 858	32 713	56 192	241 168
8468901200	Parts of goods of subheading 8468.20.10	10 948	100 404	102 443	1 386 886
8468909000	Parts of hand-operat gas welding, brazing/cutting appliances for m	60 661	521 740	762 652	5 272 598
8469001000	Word-processing machines	0	647	0	48 711
8469009010	Automatic typewriters	4 100	19 687	78 546	274 950
8469009090	Non-automatic typewrites	0	123 694	0	863 427
8470100000	Electronic calculators capable of oper without an extnl source elect	82 596	569 101	506 125	2 324 252
8470210000	Electronic calculating machines incorporating a printing device	134	10 569	1 813	457 465
8470290000	Other electronic calculating machines	11 283	152 039	148 753	1 549 675
8470300000	Other calculating machines	100 888	358 952	337 457	1 484 630
8470500000	Cash registers	36 280	294 223	2 087 541	18 304 628
8470901000	Postage-franking machines	0	1 333	0	92 735
8470902000	Accounting machines	0	187	0	3 807
8470909000	Machines for pocket-size data record, reproduc,display mach with i	496	1 548	3 203	56 943
8471301000	Palmtop & pdas	9 776	67 078	3 093 270	16 655 023
8471302000	Laptop	1 141 009	9 757 493	83 361 467	686 025 259
8471309000	Oth portable digital automatic data proc mach,weigh not more tha	63 623	366 854	21 218 608	55 128 975
8471411000	Personal computers excluding portable computers	105 454	538 686	2 957 783	21 286 921
8471419000	Other digital automatic data processing machines	143 539	422 392	11 164 192	29 352 369
8471491000	Processing units for personal &portab computers,presen in form sy	181 794	2 281 098	8 471 349	95 225 075
8471499000	Other digital automatic data proces mach,present in form of system	55 043	668 345	2 029 660	27 253 557

**I.3. IMPOR MENURUT KOMODITI / IMPORT BY HS COMMODITY**  
**\*\*\* AGUSTUS/AUGUST 2011 \*\*\***

HS	Uraian Komoditi Commodity Description	Berat Bersih / Net Weight (Kg)		Nilai / Value C.I.F (US\$)	
		Bulan ini Current Month	Kumulatif Cum.Jan. to date	Bulan ini Current Month	Kumulatif Cum.Jan. to date
8471501000	Processing units for personal &portab computers,other subhd 8471	176 711	1 774 476	10 150 847	82 544 044
8471509000	Other digital automatic data proces mach, other subhd 8471.41/84	197 424	1 623 046	8 577 100	62 855 156
8471603000	Computer keyboards	119 161	1 073 781	584 788	6 451 616
8471604000	X-ycoordinate input devices,including mouse,light pens,joystick,tra	150 261	1 679 598	956 254	9 863 422
8471605000	Plotters whether input/output units of heading 84.71or of heading	0	12 951	0	150 172
8471609000	Other mach input/output units,whether/ not contain storg units sa	82 549	600 627	1 247 036	9 665 123
8471701000	Floppy disk drives	95	31 864	16 215	228 154
8471702000	Hard disk drives	251 714	2 606 262	2 759 979	41 380 207
8471703000	Tape drives	1 857	23 477	351 632	2 742 143
8471704000	Optical disk drives,including cd-rom drives,dvd drives & cd-r drives	171 161	1 465 527	4 209 522	33 443 142
8471705000	Proprietary fmat strge device includ me- dia therefor f automat. dt	16 463	257 650	1 766 164	21 276 731
8471709100	Backup management systems	47	2 788	5 017	281 440
8471709900	Other storage units of digital automatic data processing machine	33 775	401 537	1 026 508	10 349 695
8471801000	Control units	110 231	803 229	1 249 027	7 300 682
8471807000	Sound card and video card	52 374	232 153	929 824	3 666 538
8471809000	Other units of automatic data processing machines	82 563	1 045 926	2 596 941	18 184 357
8471901000	Bar code readers	373	5 997	29 497	239 848
8471902000	Optical character readers,document/ image scanners	73 141	708 870	2 248 325	24 360 667
8471909000	Other automatic data processing machines & units thereof	306 106	3 398 847	4 707 735	68 966 726
8472101000	Duplicating machines, electrically operated	729	3 581	8 961	38 256
8472102000	Duplicating machines, not electrically operated	25	2 455	2 152	121 985
8472301000	Machin for sorting/folding mail/for inserting mail in envelopes,elec	0	8 527	0	402 057
8472302000	Machin for sorting/folding mail/for inserting mail in envelopes,not	2	80	16	29 513
8472901000	Automatic teller machines	402 205	3 712 204	5 404 172	45 715 986
8472902000	Electronic fingerprint identification system	30 513	81 043	7 209 128	7 984 194
8472903000	Other office machines,electrically operated	41 233	507 724	567 431	5 187 703
8472909000	Other office machines,not electrically operated	9 534	107 589	60 568	778 188
8473101000	Printed circuit assemblies for word- processing	175	681	1 583	17 197
8473109000	Other parts & accses of the mach of heading 84.69	1 632	33 126	99 758	1 767 870
8473210000	Parts & accses electronic calculating mach sub 8470.10, 8470.21/84	864	10 331	34 523	255 314
8473290000	Other parts & accses of the mach of heading 84.70	6 496	81 124	129 853	1 770 708
8473301000	Assembled printed circuit boards	270 929	2 925 886	13 630 384	114 697 260
8473309000	Other parts & accses of the mach of heading 84.71	622 714	5 537 343	9 734 730	108 874 877
8473401100	Parts including printed circuit assemb for automatic teller machine:	275	5 817	102 501	279 393
8473401900	Other parts&accessories of the mach of heading 84.72,for electric c	94 407	1 046 611	484 838	4 701 992
8473402000	Other parts&accessories of the mach heading 84.72,for non electric	57	2 148	2 461	25 383
8473501100	Parts&accessories suitable for use with mach of heading 84.71,elec	19 248	351 618	254 129	3 418 251
8473501900	Parts&accessories suitable for use with mach head 84.69 & 84.72,e	2 088	80 850	44 363	511 047
8473502000	Part&accses suitable for use with mach of heading 84.69-84.72,non-	10	162	2 060	15 094
8474101000	Sorting,screening,separating/washing machines, electrically operat	275 998	2 842 992	1 542 853	13 764 867
8474102000	Sorting,screening,separating/washing machines, not electrically op	45 391	213 800	156 558	695 599
8474201100	Crushing/grinding machines for stone electrically operated	2 175 576	15 819 646	5 647 127	126 669 156
8474201900	Crushing/grinding mach for earth,ores oth mineral substances,elect	474 230	3 769 138	3 740 483	22 608 865
8474202100	Crushing/grinding mach for stone not electrically operated	5 458	180 645	68 246	428 398
8474202900	Crushing/grinding mach for earth,ores oth mineral substances,not e	82 937	733 387	687 263	2 633 490
8474311000	Concrete/mortar mixers, electrically operated	704 871	2 194 745	2 894 127	11 257 463
8474312000	Concrete/mortar mixers, not electrically operated	3 621	73 838	28 047	350 366
8474321000	Mach for mixing mineral substances with bitumen,electrically oper:	152 718	3 002 603	469 792	6 781 870
8474322000	Mach for mixing mineral substances with bitumen,not electrically c	1 482	11 624	28 740	49 640
8474391000	Other mixing/kneading machines electrically operated	84 656	1 259 615	1 646 229	12 768 211
8474392000	Other mixing/kneading machines not electrically operated	225	171 131	7 450	1 994 232
8474801000	Mach for agglomerating,shaping/mauld solid mineral fuels,electric	843 698	4 525 495	4 297 843	25 675 051
8474802000	Mach for agglomerating,shaping/mould solid mineral fuels,not elec	16 167	77 002	47 819	535 364
8474901000	Parts of mach for heading 8474.10 to 8474.80 of electric operated i	1 404 312	10 021 920	17 001 889	89 345 423
8474902000	Parts of mach for heading 8474.10 to 8474.80 of not electric opera	139 178	1 721 047	1 928 463	10 538 784
8475101000	Mach for assembl electric/electronic lamps tubes/valves,electric of	237	370 213	38	4 398 544
8475102000	Mach for assembl electric/electronic lamps tubes/valves,not elect.	0	11 611	0	76 553
8475290000	Other machines for manufacturing/ hot working glass/glassware	112 265	461 558	1 607 321	3 678 012
8475901000	Parts of machine for heading 8475.10 to 8475.29 of electric operat	10 026	336 857	815 236	4 493 097
8475902000	Parts of machine for heading 8475.10 to 8475.29 of not elect. oper:	634	39 014	106 151	462 441
8476290000	Other automatic beverage-vending machines	0	18 823	0	127 676
8476810000	Other automatic goods-vending mach, incorporating heating/refrig	0	6 831	0	66 623
8476890000	Other automatic goods-vending machines	2 616	11 032	45 872	210 896
8476901000	Parts of automatic goods-vend mach incorpor heating/refriger,elec	11 684	494 535	165 765	7 000 548
8476909000	Parts of automatic goods-vending mach	875	22 468	10 777	538 665
8477101000	Injection-moulding machines for moulding rubber	1 170 455	9 539 514	7 222 261	67 890 388
8477103100	P.v.c. injection moulding machine	590 572	8 025 883	3 232 578	45 857 671
8477103900	Other injection-moulding machines for moulding plastics	220 905	1 714 573	1 562 274	14 858 876
8477201000	Extruders for extruding rubber	87 564	279 681	1 159 704	2 770 362
8477202000	Extruders for extruding plastics	221 431	3 592 008	4 658 005	65 884 147
8477300000	Mesin cetak tiup	390 419	2 866 628	8 758 632	53 238 448
8477401000	Vacuum moulding & other thermo forming for moulding/forming ri	78 458	1 059 787	667 582	7 284 758
8477402000	Vacuum moulding & other thermo forming for moulding/forming p	186 163	1 531 844	1 360 132	22 407 447
8477510000	Mach for mould/retread pneunt tyres, for moulding/othwise form	260 230	1 015 591	681 403	8 147 876
8477591000	Other machine for moulding/otherwise- forming for rubber	733 328	1 946 789	2 279 844	7 645 625

**I.3. IMPOR MENURUT KOMODITI / IMPORT BY HS COMMODITY**  
**\*\*\* AGUSTUS/AUGUST 2011 \*\*\***

HS	Uraian Komoditi Commodity Description	Berat Bersih / Net Weight (Kg)		Nilai / Value C.I.F (US\$)	
		Bulan ini Current Month	Kumulatif Cum.Jan. to date	Bulan ini Current Month	Kumulatif Cum.Jan. to date
8477592000	Other machine for moulding/otherwise- forming for plastics	46 993	53 209	136 283	197 520
8477801000	Other machinery for rubber, electrically operated	762 122	6 994 272	2 655 563	62 777 676
8477802000	Other mach for rubber,not electrically operated	162 971	1 790 355	2 735 833	22 566 167
8477803100	Lamination presses for the manufactr of PCB/PWBs	19 526	249 028	51 668	2 967 256
8477803900	Other machinery for plastics, electrically operated	232 282	1 648 799	4 993 371	32 723 870
8477804000	Other machinery for plastics, not electrically operated	48 729	230 207	629 907	4 908 762
8477901000	Parts of electrically operatd mach for working rubber/products fror	339 022	3 653 444	6 990 470	61 662 454
8477902000	Part of nonelectric opratd mach for working rubb/fr the manuf pro	93 299	1 143 128	1 630 977	21 193 126
8477903200	Pars of lamination presses fr the manuf of PCB/PWBs	275	7 752	22 254	218 706
8477903900	Oth parts not in 8477.90.31-32	34 001	175 780	906 725	3 747 376
8477904000	Part of non elect.mach fr workig plast /manuf of prodct frm plastic	34 659	315 242	139 679	3 543 461
8478101000	Machinery for preparing/making up tobacco, electrically operated	420 444	2 904 403	16 367 033	94 505 046
8478102000	Machinery for preparing/making up tobacco, not electrically opera	0	41	0	13 425
8478901000	Part of cigar/cigarette electrically operated mach	34 338	233 021	1 741 631	17 968 407
8478902000	Part of cigar/cigarette,non electrically operated mach	3 915	40 738	96 348	591 968
8479101000	Machinery fr public works,building/the like electrically operated	138 067	1 357 870	314 615	16 338 011
8479102000	Machinery fr public works,building/the like not electrically operate	0	224 291	0	2 869 482
8479201100	Machinery for making palm oil electrically operated	1 811 916	10 865 058	12 420 014	66 349 183
8479201900	Machinery for preparing palm oil electrically operated	87 608	797 102	1 179 607	9 780 477
8479202100	Machinery for making palm oil not electrically operated	121 499	3 863 663	149 755	8 546 150
8479202900	Machinery forpreparing palm oil not electrically operated	243 167	846 090	983 131	4 496 435
8479301000	Presses for the manufacture of particle board electrically operated	156 712	4 043 771	637 460	36 202 949
8479302000	Presses for the manufacture of particle board not electrically opert	125 998	130 376	135 362	153 056
8479401000	Rope/cable making mach, electrically operated	4 073	357 958	112 347	6 140 080
8479402000	Rope/cable making mach, not electrically operated	4 175	20 454	24 338	291 935
8479500000	Industrial robots, not elsewhere specified/included	103 283	618 857	11 714 140	28 167 998
8479600000	Evaporative air coolers	62 282	895 536	568 672	7 292 725
8479811000	Oth mach&mechanical appliance for treating metal,electrically ope	236 482	1 455 051	3 725 940	12 592 289
8479812000	Oth mach&mechanical appliance for treating mtl,nonelectrically op	423	90 019	30 958	1 125 246
8479821000	Mixing,kneading,crush,grind,screen, & otherwise machine,electrica	478 199	3 454 387	8 983 990	51 995 731
8479822000	Mixing,kneading,crush,grind,screen, & otherwise machine,not elec	18 771	160 948	871 425	3 095 484
8479892000	Chemical vapour deposition app for flat panel display production	47 766	387 573	2 249 530	13 478 908
8479893000	Oth apparatus, electrically operated	292 143	2 270 693	3 760 518	34 300 689
8479894000	Oth apparatus,nonelectrically operated	956 291	1 632 308	3 897 813	28 132 263
8479902000	Part of goods of subheading 8479.89.20	25 287	146 650	383 860	3 213 191
8479903000	Part of oth electrically operated machinery	398 332	3 730 180	10 272 834	47 506 745
8479904000	Part of nonelectrically operated machinery	46 621	538 518	1 717 169	10 920 051
8480100000	Moulding boxes for metal foundry	60 356	703 830	1 219 133	9 013 754
8480200000	Mould bases	541 332	2 284 223	2 935 613	16 744 771
8480301000	Moulding patterns, of copper	19 877	69 883	93 969	552 405
8480309000	Moulding patterns, of other material	174 824	1 654 075	1 563 863	20 410 782
8480410000	Moulds for metal/metal carbides injection/compression types	61 582	514 851	836 804	8 618 465
8480490000	Moulds for metal/metal carbides not injection/compression types	120 535	1 158 056	1 877 138	18 554 355
8480500000	Moulds for glass	20 316	134 173	607 998	3 421 927
8480600000	Moulds for mineral materials	216 493	2 548 632	1 358 349	17 240 515
8480710000	Moulds for rubber,plastics, injection/ compression type	419 272	3 883 408	9 263 756	83 484 650
8480790000	Mould for rubber,plastics, not injection , compression type	69 072	264 498	756 934	6 365 926
8481101100	Pres-reduce valve,iron/steel,manual operate sluice,5 cm <=int dia <	78 688	332 381	1 034 271	5 038 243
8481101900	Pres-reduce valve,iron/steel,automatic operate sluice,5 cm<=int di	131 206	1 344 407	2 085 877	14 341 775
8481102000	Pressure-reducing valves of copper/ copper alloys	17 125	143 799	269 479	2 476 800
8481109000	Pressure-reducing valves not of iron/ steel,not of oth metal,not of j	76 874	735 702	706 947	8 344 351
8481201000	Valve for pneumatic tran,manual operate sluice, 5 cm<=internal di	22 831	131 127	172 372	1 666 617
8481209000	Valves not of iron/steel, not of oth metal,not of plastics	243 805	1 255 666	4 001 839	19 287 300
8481301000	Cast iron valve of swing check-valve type,40 <=inlets internal diamt	118 004	682 994	731 049	4 389 037
8481302000	Check (nonreturn) valve,copper/copper alloy, internal diameter < 2	1 595	93 699	16 593	695 255
8481309000	Other check (nonreturn) valve	258 463	2 534 975	3 748 558	30 385 683
8481401000	Safety/relief valves of iron/steel	7 609	49 312	188 002	1 318 492
8481409000	Oth safety/relief valves	181 912	1 308 061	3 185 992	24 975 498
8481801100	Valves fr inner tube of copper/copper alloys	126 375	1 319 144	1 174 941	11 858 598
8481801200	Valves for inner tubes of oth materials	52 498	378 696	254 903	2 956 738
8481801300	Valves for tubeless tyres of copper/ copper alloys	278	13 674	5 750	239 415
8481801400	Valves for tubeless tyres of oth materials	5 342	72 483	62 918	513 607
8481802100	Lpg cylinder valves having inlet & outlet internal diameters<=2.5cm	4	52 422	794	389 977
8481802200	Lpg cylinder valves having inlet & outlet internal diameters>2.5cm	745	23 350	943	45 242
8481803000	Cocks/valves,whether/not fitted with piezo electric igniters for gas	74 362	393 420	642 805	2 386 712
8481804100	Soda water bottle valve;gas operat, of plastic, 1 cm < intern dia <= :	149	3 245	163	22 566
8481804900	Oth soda water bottle valves;gas operate beer dispensing units	648 340	1 099 628	1 711 165	7 401 643
8481805100	Mixing tapes and valves,of plastic, 1 cm < internal diameter <= 2,5c	13 362	82 223	164 727	565 902
8481805900	Others mixing tapes and valves	107 087	1 355 818	335 443	3 230 933
8481806100	Water pipeline valve,manual operate sluice,5cm<inlet/outlet int di	5 660	137 304	51 351	271 487
8481806200	Cast iron gate valve,inlet diamtr>=4cm & cast iron butterfly valve,ir	224 724	1 383 502	1 207 347	9 179 306
8481806300	Cast iron gate valve,inlet diamtr<4cm & cast iron butterfly valve,inl	95 140	721 185	625 938	5 268 525
8481806400	Hog nipple waterer,of plastics,1 cm <= internal diameter < 2,5 cm	0	10	0	1 219
8481806500	Other hog nipple waterers	1 416	55 876	23 702	412 909
8481806600	Nipple joint valves,of plastics, 1 cm<= internal diameter < 2,5 cm	0	444	0	8 044

**I.3. IMPOR MENURUT KOMODITI / IMPORT BY HS COMMODITY**  
**\*\*\* AGUSTUS/AUGUST 2011 \*\*\***

HS	Uraian Komoditi Commodity Description	Berat Bersih / Net Weight (Kg)		Nilai / Value C.I.F (US\$)	
		Bulan ini Current Month	Kumulatif Cum.Jan. to date	Bulan ini Current Month	Kumulatif Cum.Jan. to date
8481806700	Other nipple joint valves	8 942	201 008	74 105	2 572 514
8481807100	Ball valves,of plastics, 1 cm <=internal diameter < 2,5 cm	82 233	478 052	2 478 226	5 469 582
8481807200	Other ball valves	456 874	2 961 789	3 469 988	27 236 273
8481807300	Gate valve,manual operate,of iron/steel, 5cm<=inlet/outlet interna	262 797	2 343 133	1 798 634	12 380 194
8481807400	Gate valve,manual operate,of iron/steel, inlet/outlet internal diam	15 391	167 203	477 787	1 682 361
8481807500	Manifold valves of plastics, 1 cm <= internal diameter < 2,5 cm	3 103	14 673	40 051	155 364
8481807600	Other manifold valves	79 667	414 414	576 082	2 496 117
8481808100	Pneumatic control valve,of plastics, 1 cm <=internal diameter < 2,5	1 150	9 687	33 347	288 938
8481808200	Other pneumatic controlled valve	18 099	86 768	547 079	2 618 238
8481808300	Oth valve of plastic,inlet diamtr>=1cm, outlet diamtr <= 2,5 cm	1 381	46 152	47 714	155 110
8481808400	Oth valve of plastic,inlet diamtr>=1cm, outlet diamtr > 2,5 cm	17	11 943	2 867	116 399
8481808500	Oth valve of plastic,with other size of inlet/outlet diameter	71 566	708 174	279 287	4 860 144
8481808600	Other valve of stainless steel/nickle, manual operate,weighting < 3	72 805	752 327	369 477	5 371 927
8481809100	Ball valves	66 630	640 548	743 093	6 688 361
8481809900	Other valves and similar appliances for pipes	1 000 196	8 257 759	21 272 954	141 149 429
8481901000	Parts of housing for sluice/ gate valves	14 273	121 470	323 201	1 914 578
8481902100	Bodies, for water taps	944	53 102	13 104	387 774
8481902300	Others bodies for taps, cocks, valves, and similar appliances	25 537	208 142	325 839	2 127 535
8481902900	Others parts for taps, cocks, valves, & similar appliance of int. dimtr	120 772	894 529	1 554 015	11 236 505
8481903000	Valve bodies/stems of inner tube/ tubeless tyres valves	46 354	317 942	715 981	5 280 772
8481904000	Valve cores of inner tube valves/ tubeless tyres valves	1 196	81 077	10 002	399 930
8481909000	Others parts for taps, cocks, valves, and similar appliances	224 944	2 788 759	3 503 151	36 754 801
8482100000	Ball bearings	1 529 816	13 243 245	16 083 086	136 837 812
8482200000	Tapered roller bearings,including cone&tapered roller assemblies	200 459	1 655 150	3 048 706	23 049 303
8482300000	Spherical roller bearings	169 764	1 272 217	1 051 826	8 553 458
8482400000	Needle roller bearings	70 890	688 616	1 854 922	17 680 807
8482500000	Oth cylindrical roller bearings	166 940	1 156 998	3 372 423	23 329 745
8482800000	Oth,including combined ball/roller bearings	764 389	6 098 254	6 897 411	59 065 589
8482910000	Balls, needles and rollers	111 375	1 497 690	1 182 270	12 986 864
8482990000	Other parts of ball and roller bearings	580 871	5 499 729	5 521 663	50 192 914
8483101000	Transmission shafts for earth moving machinery	98 515	661 972	1 557 109	13 197 289
8483102100	Transmissi shafts for enginesf venicle head 87.01exc 8701.10/8701	6 289	80 361	131 811	805 579
8483102200	Transmission shafts for engines of vehicles of subhead 8701.10/8701	2 385	24 859	45 495	177 829
8483102300	Transmission shafts for engines of vehicles of heading 87.11	113 896	1 825 424	2 493 350	31 102 756
8483102400	Transmission shafts for engines of oth vehicles of chapter 87	2 116 410	13 929 760	30 015 462	169 829 365
8483103100	Transmission shafts for marine propul- sion engines of an output<=	2 153	5 661	5 060	8 068
8483103900	Transmission shafts for marine propul- sion engines of an output>2	53 532	507 957	1 004 509	8 666 250
8483109000	Oth transmission shafts	646 705	7 561 356	7 705 466	87 411 988
8483201000	Bearing housing incorporating for earth moving machinery	27 906	169 026	278 397	1 963 738
8483209000	Bearing housing incorporating not for earth moving machinery&mc	286 426	1 795 799	963 974	8 198 374
8483301000	Bearing housing not incorporating for earth moving machinery	51 804	448 979	728 414	5 366 435
8483309000	Bearing housing not incorporat not for earth moving machinery&m	190 286	2 988 064	1 693 756	25 495 239
8483401100	Gear&gearing for engines of vehicles of head 87.01exc subhead 8701	32 917	267 916	151 169	2 786 778
8483401300	Gear&gearing for engines of vehicles of heading 87.11	345 322	2 800 228	4 058 680	33 553 308
8483401400	Gear&gearing for engines of oth vehicles of chapter 87	553 592	3 976 493	10 945 713	67 830 349
8483402100	Gear&gearing for marine propulsion engines of an output<=22.38 k	14 611	61 281	99 992	1 070 614
8483402900	Gear&gearing for marine propulsion engines of an output>22.38 kv	278 436	2 862 976	2 075 268	17 496 020
8483403000	Gear&gearing for the engines of earth moving machinery	370 555	2 871 727	5 014 219	41 603 345
8483409000	Gears and gearing for oth engines	820 576	5 685 223	8 288 755	64 522 941
8483500000	Flywheels&pulleys,including pulley blocks	577 899	4 044 911	7 248 097	53 131 963
8483600000	Clutches&shaft couplings(including universal joint)	386 142	3 792 677	5 155 543	47 570 949
8483901100	Parts of 8783.10 for pedestrian controll tractors of subheading 870	4 199	14 736	99 828	277 821
8483901300	Parts of 8783.10 for oth tractors of heading 87.01	14 316	107 008	322 430	2 497 220
8483901400	Parts of 8783.10 for goods of heading 87.11	13 506	435 235	319 948	3 492 834
8483901500	Parts of 8783.10 for oth goods of chapter 87	163 972	1 157 389	2 948 643	17 941 317
8483901900	Parts of 8783.10 for oth	102 896	1 119 424	739 724	6 947 877
8483909100	Oth toothed wheels for pedestrian controlled tractors of subhead8	10	2 209	364	35 301
8483909300	Oth toothed wheels for oth tractors of heading 87.01	17	119	934	3 065
8483909400	Oth toothed wheels for goods of heading 87.11	157 999	904 078	1 135 319	7 111 292
8483909500	Oth toothed wheels for oth goods of chapter 87	115 228	764 620	2 200 760	12 355 383
8483909900	Oth toothed wheels for others	167 065	2 045 114	1 448 727	15 342 590
8484100000	Gaskets&similar joint metal sheeting comb with oth material/2 mo	236 577	2 681 719	4 628 115	42 699 411
8484200000	Mechanical seal	86 149	663 273	1 402 170	10 652 443
8484900000	Sets/assortments of gaskets&similar joints	205 546	2 073 266	6 564 360	38 236 194
8486101000	Apparatus for rapid heating of semiconductor wafers	0	302	0	10 665
8486102000	Spin dryers for semiconductor wafer processing	0	34 744	0	184 764
8486103000	Machines for produc semiconductor wafer by removal of material,	302	13 559	3 412	254 792
8486104000	Mach., app for sawing monocrystal semi- cond. boules into slice, w	0	39 966	0	245 760
8486105000	Grinding, polishing,lapping machines for proces. of semiconductor	511	55 557	5 234	313 451
8486106000	Apparatus for growing/pulling monocrystal semiconductor boules	7	5 587	4 612	69 016
8486109000	Oth machines&apparatus for the manufact of boules/wafers	393	31 126	24 597	931 201
8486201100	Chemical vapour deposition app. for semiconductor production	33	33	74	74
8486201200	Epitaxial deposition mach., spinners for coating photograph emulsi	350	76 693	34	1 265 835
8486201300	Physical deposition app. by sputtering on semicond wafer, for semi	0	32 375	0	675 155
8486201900	Other film formation equipment	209	602	3 827	6 777

**I.3. IMPOR MENURUT KOMODITI / IMPORT BY HS COMMODITY**  
**\*\*\* AGUSTUS/AUGUST 2011 \*\*\***

HS	Uraian Komoditi Commodity Description	Berat Bersih / Net Weight (Kg)		Nilai / Value C.I.F (US\$)	
		Bulan ini Current Month	Kumulatif Cum.Jan. to date	Bulan ini Current Month	Kumulatif Cum.Jan. to date
8486202100	Ion implanters for doping semiconductor materials	0	27	0	790
8486202900	Other doping equipment	0	2 482	0	104 637
8486203100	Deflash mach, spraying appliance for etching,stripping,cleaning sen	0	14 280	0	414 013
8486203200	Equipment for dry-etching patterns on semiconductor materials	0	1	0	2
8486203300	App for wet etching, developing, stripping,cleaning semiconductor	0	4 954	0	129 496
8486203900	Other etching and stripping equipment	4 837	39 426	465 093	1 492 980
8486204100	Direct write-on-wafer apparatus	0	300	0	35 367
8486204200	Step and repeat aligners	16	16	478	478
8486205100	Dicing machines for scribing/scoring semiconductor wafers	972	2 646	950	13 299
8486205900	Other equipment for developing exposed wafers	2 067	3 284	148 843	269 261
8486209100	Lasercutters for cut contact. tracks in semiconductor production by	800	891	17 051	21 561
8486209200	Mach. for bend, fold and straightening semiconductor leads	2 337	8 178	43 551	1 078 671
8486209300	Resistance heated furnaces, ovens for the manufact of semicon dev	1 000	1 758	21 987	103 958
8486209500	Auto-mach. for the placement/removal of comp./contact element	2	24 360	27	590 004
8486209900	Other mach. & apprts for the mnfact of semicon. devices/of elect ir	17	6 884	5 405	148 531
8486301000	App. for dry etch pattern on flat panel display substrates	0	1 093	0	28 849
8486303000	Chemical vapour deposition app.to prod spinners for coat,physic de	0	31	0	3 132
8486309000	Other mach. and app. for the manufact of flat panel displays	1 215	7 559	16 353	178 432
8486401000	Focused ion beam milling mach to prodce, repair mask,reticle for p	2 132	24 162	9 730	211 364
8486402000	Die attach app, auto-tape/wire bonders, auto-mach.trans/handle/s	21 545	55 301	2 237 336	3 749 703
8486403000	Moulds for manufact. of semiconductor devices	12 586	60 893	296 244	2 685 694
8486404000	Optical stereoscopic microscopes with equip. design to handle of s-	0	1 302	0	4 737
8486405000	Photomicrographic microscope with equip design to handle of s-wa	0	141	0	59 100
8486407000	Pattern generating app for produce mask /rticle from photoresist cc	1	1	9	9
8486409000	Other machines and apparatus specified in note 9(c) to this chapter	1 073	7 490	38 775	557 153
8486901100	Parts and accessories of app for rapid heating of semiconductor waf	122	5 615	3 165	70 026
8486901200	Parts & accessories of spin dryers for semiconductor wafer prosesir	12	614	309	20 771
8486901300	Parts&accessories of mach. for prod.semi con wafers by removal/lk	39 886	418 171	55 843	565 243
8486901400	Tool holders&self-open diehead, of mach for sawing s-boul to slice,	2 316	4 799	296 170	315 713
8486901500	Oth parts, access.of mach. for sawing m-crystal s-boule to slice/wal	161	4 094	14 624	159 095
8486901600	Parts & access.of grind, polish, lap mach for processing of semicon.	353	14 339	2 819	218 654
8486901700	Parts & access. of app for grow/pulling monocrystal semiconductor	146	350	2 527	5 120
8486901900	Oth parts, access.of mach. and app. for the manufact. of boules/wa	96	8 698	54 476	1 025 178
8486902200	Parts & access. of epitaxial depo. mach, spinner for coat photo. em	0	1 875	0	32 543
8486902300	Parts & access. of ion implanter for doping of app for physical depo	99	686	1 982	11 903
8486902400	Tool holder/self-open diehead; of spray for etch,strip s-wafer,dry-e	0	4	0	75
8486902500	Oth parts & access. of spray for etch, strip, clean, dev s-wafer,dry-et	1 602	18 934	50 358	709 945
8486902600	Tool holder/self-open diehead,of dicing mach laser cutters,fold,stri	609	34 644	50 960	344 777
8486902700	Other part and accessories of dicing mach laser cutters,fold,strihtr	7 393	79 936	38 957	1 615 385
8486902800	Part & access of resist heated, induct, dielectric furnaces/oven mnf	13 845	91 366	124 403	227 352
8486902900	Oth part & acces of mach & app.for mnfct of s-devices/of elect. inte	21	5 647	1 706	266 850
8486903100	Part & access of app for dry etching pattern of flat panel display sul	0	178	0	1 397
8486903200	Tool holder/self-open dieheads,of app. wet etch patterns on flat pa	3	1 695	104	27 518
8486903300	Oth. part&access of app for wet etching develop, strip/clean flat p	0	66	0	7 546
8486903500	Part & access of spinners for coat.photo emuls/app.phys depo on fi	0	8	0	5 970
8486903900	Oth part & access of mach and apparatus for the manufact. of flat p	0	15 691	0	120 499
8486904100	Part & acces of focused ion beam milling mach to produce, repair n	0	1 181	0	11 382
8486904200	Part&acces of die attach app, auto-tape /wire bonder, encapsul equ	105	4 350	24 792	2 374 884
8486904300	Part&acces of auto-mach transport, handl storage of s-conductors,	3	10 487	339	2 670 541
8486904400	Part&acc of optic stereoscop microscope with equip to hndle/tran	102	794	2 163	18 035
8486904600	Part & acces of pattern generating app used to prod masks/rtcl fro	125	1 804	40 333	295 330
8486904900	Part and acces of other mach & app specified in note 9(c) to this ch	4 029	33 563	241 458	3 078 598
8487100000	Ships/boats propellers and blades	94 293	1 051 402	1 916 073	6 834 082
8487900010	Oil seal rings	149 429	1 278 682	1 707 061	15 768 164
8487900090	Oth mach. parts, not cont. electric con- nector,insulator,coil, oth el	191 527	1 518 698	3 853 338	19 963 809
8501101100	Stepper dc motors of an output =<37.5w	9 505	306 595	335 103	3 478 828
8501101200	Spindle dc motors of an output =<37.5w	1 132	153 889	200 902	2 912 863
8501101900	Others dc motors of an output =<37.5w	274 530	2 923 182	2 661 908	29 186 950
8501109100	Stepper universal (AC/DC) motors of an output =<37.5w	2 348	9 792	63 110	215 130
8501109200	Spindle universal (AC/DC) motors of an output =<37.5w	2 778	49 403	41 589	767 020
8501109900	Others universal (AC/DC) motors of an output =<37.5w	205 423	2 190 556	2 222 381	21 480 100
8501201100	Universal (AC/DC) motors of an output >746 w and < 1 kw	5 587	28 554	20 199	130 886
8501201900	Universal (AC/DC) motors of an output >37.5 w and <= 746 w	145 531	1 365 677	383 569	4 655 606
8501202000	Universal (AC/DC) motors of an output>1 kw	14 761	128 491	502 167	2 460 051
8501311000	Dc motors an output =< 750 w	163 881	1 166 302	1 404 429	10 749 675
8501312000	Dc generators an output =< 750 w	85 990	1 164 855	1 602 612	11 802 123
8501320000	Dc motors/dc generator an output > 750w and <= 75 kw	107 718	811 707	286 876	3 120 042
8501330000	Dc motors/dc generator an output >75 kw and <= 375 kw	292 365	431 583	7 223 669	8 256 097
8501340000	Dc motors/dc generator an output > 375kw	26 242	177 688	215 974	2 006 638
8501401000	Oth AC motors, single-phase of an output <=1kw	1 479 255	10 777 118	4 760 828	32 474 518
8501402000	Oth AC motors, single-phase of an output >1kw	70 329	1 455 947	291 363	6 337 568
8501510000	Oth AC motors, multi-phase of an output <=750 w	127 169	1 304 630	1 206 958	7 472 857
8501521000	Oth AC motors, multi-phase of an output > 750w and <=1kw	200 584	630 441	652 939	3 271 660
8501522000	Oth AC motors, multi-phase of an output > 1 kw and <= 37.5 kw	648 146	4 877 572	1 898 739	15 810 226
8501523000	Oth AC motors, multi-phase of an output > 37.5 kw and <= 750 kw	193 887	1 379 946	561 155	4 547 009

**I.3. IMPOR MENURUT KOMODITI / IMPORT BY HS COMMODITY**  
**\*\*\* AGUSTUS/AUGUST 2011 \*\*\***

HS	Uraian Komoditi Commodity Description	Berat Bersih / Net Weight (Kg)		Nilai / Value C.I.F (US\$)	
		Bulan ini	Kumulatif	Bulan ini	Kumulatif
		Current Month	Cum.Jan. to date	Current Month	Cum.Jan. to date
8501530000	Oth AC motors,multi-phase of an output >75kw	357 776	1 221 831	3 207 863	9 715 979
8501611000	AC generator of an output <=12.5 kva	254 904	2 384 939	421 015	4 562 434
8501612000	AC generator of an output > 12.5 kva & <=75kva	194 005	1 370 797	284 196	2 835 001
8501621000	AC generator of an output > 75 kva & <= 150 kva	44 804	287 590	447 975	1 077 804
8501629000	AC generator of an output > 150 kva & <= 375 kva	59 125	497 580	254 559	1 478 373
8501630000	AC generator of an output > 375 kva & <=750kva	42 416	285 722	263 219	1 047 261
8501640000	AC generator of an output > 750 kva	109 185	2 488 468	1 322 920	70 190 351
8502110000	Generat sets with compression ignition inter combus piston output	551 745	5 545 205	2 929 077	25 040 078
8502121000	Generating sets with spark-ignit intern combust pist output >75kva	329 569	1 378 434	1 347 477	5 730 102
8502129000	Generating sets with spark-ignit intern combust pist output >125kv	442 461	2 943 268	3 819 699	24 497 637
8502131000	Generating sets with spark-ignit intern combust pist output > 1250l	395 070	3 249 113	5 633 146	43 212 663
8502139000	Generating sets with spark-ignit intern comb pist output >375kva &	2 215 005	16 771 420	29 875 764	191 048 808
8502201000	Generating sets with spark-ignit intern combust piston output <=7E	1 010 509	9 006 321	2 674 132	20 385 868
8502202000	Generating sets with spark-ignit intern combust piston output >75k	162 051	1 548 744	277 030	2 631 824
8502203000	Generat sets with spark-ignition intrn combust piston outp>100kva	339 850	1 140 698	8 983 804	21 702 827
8502204100	Generating sets with spark-ignit intern combust piston output >12E	0	531	0	12 874
8502204900	Generating sets with spark-ignit intern comb piston output>10000k	1 249 446	4 134 193	7 057 146	16 275 140
8502311000	Oth generating sets wind-powered of an output <=10,000 kva	0	7 819	0	70 922
8502391000	Oth generating sets not wind-powered of an output <=10 kva	3 990	49 083	568 922	915 030
8502392000	Oth generating sets not wind-powered of an 10 kva<output<=10,0l	82 135	676 845	858 883	11 957 945
8502393100	Oth generating sets not wind-powered of an output > 12,5000 kva	0	724 310	0	7 393 131
8502393900	Oth generating sets not wind-powered of an output > 10,000 kva &	176 850	2 872 295	1 388 393	17 141 214
8502400000	Electric rotary converters	7 929	79 204	68 138	1 848 953
8503001100	Stators for ceiling fans for generators of an output <= 10000 kw	3 133	72 778	11 906	1 528 645
8503001200	Parts of motors for generators of an output <=1.5 kw & >75kw	314	245 532	13 313	5 255 004
8503001300	Parts of motors for generators of an output >1.5 kw & <=75kw	1 687	105 306	14 397	332 782
8503009000	Parts of motors for generators of an output >75 kw & <= 10000 kw	981 663	7 639 368	9 288 281	88 226 478
8504100000	Ballasts, for discharge lamps/tubes	186 349	2 287 479	1 154 394	13 585 674
8504211000	Step-voltage regulators;instrument tranformer with a power handl	4 134	40 188	68 117	611 729
8504219100	Liquid dielect transformer with handling cap>5kva & <=10kva, side	17	19 194	9 730	211 361
8504219900	Liquid dielect transformer with handling cap>5kva & <=10kva, side	62 490	718 409	585 737	9 460 067
8504221100	Step-voltage regulator, side voltage >=66kv & handling cap>650kva	60	188 802	4 985	1 140 088
8504221900	Step-voltage regulator of a high side voltage of <66,000 volts	39 665	149 726	386 164	1 280 568
8504229100	Liquid dielect transformer, side voltage >=66 kv, handl cap >650 kv;	8 514	8 599	64 326	65 424
8504229900	Liquid dielect transformer, side voltage < 66 kv, handl cap >650 kva	79 517	823 635	534 893	6 344 174
8504231000	Liquid dielectric transformers, power handl cap > 10000kva & <= 1E	166 442	475 036	1 218 538	3 953 030
8504232900	Liquid dielectric transformers, power handl cap > 20000kva	185 055	2 432 857	1 183 980	20 114 111
8504311000	Instrum. potential transformer, power handling capacity <= 1 kva	8 012	54 560	97 498	1 007 660
8504312000	Instrum. current transformer with power handling capacity <= 1 kva	42 334	501 305	549 999	7 184 883
8504313000	Flyback transformer, power handling capacity < 1 kva	71 259	562 938	598 685	4 580 930
8504314000	Intermediate frequency transformer, power handling capacity <= 1	19 686	104 351	345 697	2 294 638
8504315000	Step up/down transformer,slide regulator handling capacity <= 1 k	95 741	1 379 700	784 260	7 115 108
8504319000	Oth transformer having power handling capacity <= 1kva	249 968	2 506 639	2 034 458	26 154 355
8504321100	Matching transformers, power handling capacity > 1 kva and <= 5 k	6 929	87 568	102 898	1 032 376
8504321900	Oth instrument transformator, power handling capacity > 1 kva anc	569	49 743	3 543	572 418
8504322000	Instrment used with toys,scale models or similar recreational mode	0	448	0	13 716
8504323000	Oth transformer, high frequency, power handling capacity > 1 kva &	8 052	15 336	69 296	169 629
8504324100	Matching transformers, power handling capacity > 5 kva and <= 10	2	4 732	137	98 891
8504324900	Oth instrument transformator, power capacity > 5 kva and <= 10 kv	5 137	10 199	4 721	19 753
8504325100	Matching transformers, power handling capacity > 10 kva and <= 1l	0	282	0	4 215
8504325900	Oth instrument transformator, power capacity > 10 kva and <= 16 k	5 433	74 235	164 029	1 062 940
8504331100	Matching transform.side voltage >= 66kv & power cap. > 16 kva an	1 527	11 379	6 854	137 019
8504331900	Oth instrum transform.side voltage>=66kv & power cap. > 16 kva a	13 932	105 481	420 181	2 667 325
8504339100	Matching transform. side voltage < 66kv & power cap. > 16 kva anc	177	12 727	3 243	196 885
8504339900	Oth instrum transform. side voltage<66kv & power cap. > 16 kva ar	13 985	143 358	100 917	1 407 136
8504341100	Matching transform.side voltage >=66kv & power cap >10000 kva &	0	10 202	0	83 133
8504341200	Oth instrum transform.side voltage>=66kv power cap >10000 kva &	0	78 842	0	1 359 754
8504341300	Matching transform.side voltage < 66kv & power cap >10000 kva &	280	3 352	5 163	56 793
8504341400	Oth instrum transform. side voltage<66kv power cap >10000 kva &	32 525	50 467	386 728	553 217
8504342100	Matching transform. having a power handling capacity >15000 kva	0	3 320	0	46 941
8504342900	Oth instrument transform. with power handling capacity >15000 kv	38 587	389 728	356 946	3 674 156
8504401100	Uninterrupted power supplies (ups)	445 680	3 455 568	4 628 048	30 135 024
8504401900	Other static converter for automatic data processing machines	139 047	1 239 464	4 185 978	49 402 395
8504402000	Battery chargers having a rating>100 kva	189 125	1 222 134	1 146 758	5 832 917
8504403000	Other rectifiers	73 468	638 694	1 974 115	24 023 033
8504404000	Inverters	31 079	429 237	394 539	6 080 423
8504409000	Other static converter	306 047	1 974 011	4 121 076	24 487 191
8504501000	Inductors for power supply for automatic data process mach&unit	31 278	494 951	1 596 633	13 394 130
8504502000	Chip type fixed inductors	28 095	294 292	1 137 549	14 345 012
8504509100	Other inductors, with power handling capacity > 2500 kva and <= 1	65 579	120 927	1 537 149	5 654 181
8504509200	Other inductors having a power handling capacity > 10000 kva	191 899	364 138	2 329 360	3 787 680
8504901000	Parts of goods of subheading 8504.10	7 992	52 103	22 368	229 330
8504902000	Parts of printed circuit assmb good sub 8504.40.11,8504.40.19,850	50 282	171 303	369 864	1 350 812
8504903100	Radiator panel,flat tube radiator assembl for distrib&power transfo	25 287	366 559	57 160	1 078 054
8504903900	Oth part of electrical transformers of a capacity <= 10,000 kva	37 292	573 328	719 122	5 227 449



**I.3. IMPOR MENURUT KOMODITI / IMPORT BY HS COMMODITY**  
**\*\*\* AGUSTUS/AUGUST 2011 \*\*\***

HS	Uraian Komoditi Commodity Description	Berat Bersih / Net Weight (Kg)		Nilai / Value C.I.F (US\$)	
		Bulan ini Current Month	Kumulatif Cum.Jan. to date	Bulan ini Current Month	Kumulatif Cum.Jan. to date
8504904100	Radiator panel,flat tube radiator assemb for distrib&power transfo	450	199 181	1 196	1 171 683
8504904900	Oth part of electrical transformers of a capacity > 10,000 kva	42 618	577 841	117 099	1 341 369
8504905000	Other, for inductors of capacity <= 2500 kva	0	2 716	0	313 842
8504906000	Other, for inductors of capacity > 2500 kva	1 227	6 363	118 609	739 466
8504909000	Parts of goods of heading 8504 oth than subheading 8504.10.	562 991	4 603 132	3 881 873	40 160 764
8505110000	Permanent magnet of metal	424 172	2 854 436	3 464 076	22 114 574
8505190000	Permanent magnet not of metal	674 491	5 248 192	5 503 330	41 738 999
8505200000	Electro magnetic couplings, clutches and brakes	56 958	385 095	997 972	7 868 363
8505901000	Electro magnetic/permanent magnet chucks,clamps&similar holdg	78 924	371 324	1 745 054	7 742 055
8505902000	Parts of goods of subheading 8505.20	864	27 069	153 442	513 281
8505909000	Oth non-permanent magnet	135 111	1 580 830	921 669	11 198 207
8506101000	Manganese dioxide having external volume <=300 cm of primary ce	57 239	817 776	422 168	5 511 390
8506109000	Manganese dioxide having external volume > 300 cm of primary ce	119 293	470 867	621 952	2 698 551
8506300000	Mercuric oxide of primary cell/batteries	0	1	0	241
8506400000	Silver oxide of primary cell/batteries	347	4 968	5 238	46 104
8506500000	Lithium of primary cell/batteries	3 484	21 155	296 022	2 176 822
8506600000	Air-zinc of primary cell/batteries	0	1 357	0	39 621
8506801000	Zinc carbon, having an external volume <=300 cm of primary cell/b	4 533	5 584	24 374	58 616
8506802000	Zinc carbon, having an external volume > 300 cm of primary cell/ba	10	106	292	4 847
8506809000	Other primary cell/batteries	138 578	1 545 061	3 941 215	34 953 768
8506900000	Parts of primary cells/batteries	41 959	622 745	447 488	7 208 641
8507101000	Lead-acid, for starting piston engine of a kind used for aircraft	0	1 157	0	25 439
8507109000	Lead-acid, for starting piston engine of a kind used not for aircraft	532 332	5 486 337	2 079 921	19 953 667
8507201000	Oth lead-acid accumulator of a kind used for aircraft	50 977	215 568	258 552	982 552
8507209000	Oth lead-acid accumulator of a kind used not for aircraft	1 445 011	9 200 852	6 271 291	36 689 032
8507300000	Nickel-cadmium of electric accumulators including separator theref	32 064	672 548	298 088	13 293 796
8507400000	Nickel-iron of electric accumulators including separator therefor	10 598	105 511	459 761	13 781 536
8507801100	Lithium ion accumulators of a kind used for laptop (incl. notebook,	928	13 063	26 292	548 164
8507801900	Other lithium ion accumulators	84 147	685 587	5 713 515	39 730 000
8507802000	Oth accumulator of a kind used for aircraft	4	224	37	25 042
8507809000	Other accumulator	174 942	1 863 359	636 055	22 922 405
8507901100	Plate of goods of subheading 85.07.90 8507.10	97	49 733	343	117 667
8507901200	Plate of a kind used for aircraft	0	1 747	0	876
8507901900	Other of plate	42 571	393 046	111 064	1 099 366
8507909100	Other parts of a kind used for aircraft	4	522	961	7 839
8507909200	Battery separators in sheets, rolls/cut to size of materials oth than l	116 062	1 194 904	637 024	5 997 553
8507909300	Part of goods of subheading 8507.10.90	7 780	181 974	121 270	1 298 728
8507909900	Part of good of heading 8507.10 oth than subheading 8504.10.90	78 110	417 461	1 064 716	4 458 267
8508110000	Vacuum cleaner with self-contained elect a power < 1,500 w & a dc	46 285	606 788	384 934	4 262 235
8508190000	Oth vacuum cleaners with self-contained electric	38 498	252 878	243 768	1 693 893
8508600000	Other vacuum cleaners	51 432	463 273	678 551	4 115 994
8508700010	Part of vacuum cleaner for domestic use	3 925	33 660	99 381	519 743
8508700090	Part of vacuum cleaner other than domestic use	5 597	30 694	80 091	413 376
8509400000	Food grinder&mixer,fruit/vegetable juice extract with self-containe	338 670	2 933 062	1 950 213	17 112 606
8509801000	Floor polishers with self-contained electric motor	10 537	102 901	26 649	504 948
8509809000	Oth electro-mechanic domestic appliances with self-contained elec	30 255	259 086	172 010	1 663 396
8509901000	Part of goods of subheading 8509.80.10	34	6 054	446	20 751
8509902000	Part of goods of subheading 8509.40.10 or 8509.80.90	332 308	3 049 247	677 976	5 864 899
8510100000	Shavers, with self-contained electric motor	2 995	38 849	73 729	480 873
8510200000	Hair clippers, with self-contained electric motor	7 170	50 991	22 778	145 612
8510300000	Hair-removing appliances, with self-contained electric motor	60	950	1 177	65 921
8510900000	Parts of shavers, with self-contained electric motor	889	45 140	7 619	477 556
8511101000	Sparking plugs suitable for aircraft engines	3	9 408	239	89 562
8511109000	Other sparking plugs	162 059	683 384	602 459	4 377 351
8511200000	Ignition magnetos, magneto-dynamos, magnetic flywheels	59 624	531 670	737 541	5 977 611
8511302000	Unassembled distributors/ignition coil excluding those for aircraft e	12 789	92 788	137 550	1 334 865
8511309000	Other distributors; ignition coils	195 994	1 503 270	3 267 786	26 899 954
8511401000	Starter motors & dual purpose starter- generators for aircraft engin	25	967	2 119	519 563
8511402000	Other unassembled starter motors	15 599	162 207	100 149	1 214 023
8511403000	Starter motors for vehicles of heading 87.01 to 87.05	296 267	2 063 246	3 907 237	24 566 021
8511409000	Other starter motor	97 609	1 076 259	1 813 981	18 384 337
8511501000	Other generator suitable for aircraft engines	318	1 614	9 897	319 093
8511502000	Other unassembled alternators	3 697	34 828	25 422	163 526
8511503000	Oth alternators for vehicles of heading 87.01 to 87.05	382 373	2 735 684	4 401 985	33 064 564
8511509000	Other generators	159 973	1 456 800	1 399 641	13 509 794
8511800000	Other equipment of electrical ignition or internal combustion engin	35 301	393 830	270 870	3 164 291
8511900010	Parts of goods for aircraft engines	0	575	0	10 688
8511900091	Contact points	9 649	83 454	394 092	2 161 212
8511900099	Other parts of electrical ignition/ internal combustion engines	453 062	4 632 571	6 473 055	58 197 723
8512100000	Lighting/visual signalling equipment of a kind used on bicycles	11 410	159 658	197 238	1 060 169
8512201000	Lighting/visual signalling equipment for motor cars, assembled	485 843	3 118 588	7 592 325	47 918 761
8512202000	Unassembled lighting/visual signaling equipment	34 296	297 267	411 941	4 751 189
8512209000	Other lighting/visual signalling equipment	97 761	585 282	1 545 931	10 708 010
8512301000	Horns and serenes, assembled	28 122	311 868	262 982	1 484 208
8512302000	Unassembled sound signalling equipment	53 165	248 505	1 461 915	6 827 060

**I.3. IMPOR MENURUT KOMODITI / IMPORT BY HS COMMODITY**  
**\*\*\* AGUSTUS/AUGUST 2011 \*\*\***

HS	Uraian Komoditi Commodity Description	Berat Bersih / Net Weight (Kg)		Nilai / Value C.I.F (US\$)	
		Bulan ini Current Month	Kumulatif Cum.Jan. to date	Bulan ini Current Month	Kumulatif Cum.Jan. to date
8512309000	Other sound signalling equipment :	69 773	548 395	259 409	5 062 939
8512400000	Windscreen wiper, defroster & demisters	102 840	1 110 241	1 223 904	11 566 943
8512901000	Parts of goods of subheading 8512.10	1 534	14 415	14 672	89 966
8512902000	Parts of goods of subheading 8512.20 8512.30./8512.40	126 250	910 939	2 075 309	16 572 510
8513101000	Miners helmet lamps	5 881	44 152	390 300	1 760 805
8513102000	Quarrymens lamps	11 713	29 320	22 688	60 849
8513109000	Other portable electric lamps	751 641	4 470 497	2 374 805	16 959 363
8513903000	Parts of reflectors for flashlights; plastic switch	56 286	210 001	90 279	450 375
8513909000	Oth part of portable elect lamp designed to fuct by their own sourc	90 352	881 944	261 319	2 472 241
8514100000	Resistance heated furnaces and ovens	55 060	537 908	698 586	7 350 742
8514202000	Oth furnace/oven function by induction manufact. of PCB/printed v	9 020	28 267	70 506	437 346
8514209000	Oth furnaces/oven function by induction or dielectric loss	57 373	937 185	838 555	5 609 640
8514302000	Oth elect furnace/oven for the manufact of PCB/printed wiring boa	7 538	74 968	379 054	831 366
8514309000	Other furnaces and ovens	170 808	868 374	2 649 559	10 539 370
8514400000	Oth equipment for the heat treatment of materials by induction/di	25 057	432 433	318 652	4 089 634
8514902000	Part of industrial/laboratory electric funaces/oven for manufact.of	6 864	198 997	174 416	1 298 649
8514909000	Other parts of furnaces and ovens	89 521	619 173	899 348	5 618 028
8515110000	Soldering irons and guns	26 132	289 463	58 993	1 327 560
8515191000	Mach and app for soldering component on PCB/printed wiring boar	33 947	67 093	1 471 040	2 837 632
8515199000	Other brazing/soldering machines and apparatus	26 657	408 360	114 063	4 819 044
8515210000	Mach and app for resistance welding of metal fully/partly automati	15 525	564 684	650 995	8 299 923
8515290000	Mach and app for resistance welding of metal non-automatic	123 968	1 696 873	758 601	7 767 072
8515310000	Mach and app for arc welding of metal fully/partly automatic	47 601	597 993	862 360	7 725 421
8515391000	AC arc welders, transformer type non- automatic	31 839	689 113	181 774	2 950 008
8515399000	Mach and app for arc welding of metal non-automatic	102 081	1 575 587	528 770	12 462 039
8515801000	Electric mach & app for hot spraying of metals/sintered metal	18 794	141 429	171 405	1 390 479
8515809000	Electric mach & app not for hot spraying of metals/sintered metal	40 079	735 081	389 650	8 089 451
8515901000	Parts of ACarc welder, transformer type	12 626	55 614	65 269	992 409
8515902000	Parts of mach & app for soldering component on PCB/printed wirin	3 633	29 560	464 645	1 461 071
8515909000	Other parts in heading 8515	76 411	1 154 110	903 668	12 509 901
8516101000	Electric instantaneous/storage water heaters	222 583	1 677 341	1 519 044	11 426 917
8516103000	Electric immersion water heaters	18 489	60 258	55 693	204 184
8516210000	Storage heating radiators	1 219	1 875	11 002	27 075
8516290000	Oth electric space heating app/electric soil heating apparatus	28 504	97 342	239 469	954 333
8516310000	Hair dryers	8 823	110 863	98 712	984 201
8516320000	Other hair-dressing apparatus	27 728	273 747	195 145	1 443 617
8516330000	Hand-drying apparatus	23 656	64 497	174 685	526 462
8516401000	Electric smoothing irons of kind design to use steam from the indus	8 006	67 013	52 694	396 969
8516409000	Other electric smoothing irons	9 744	426 307	55 726	2 780 965
8516500000	Microwave ovens	89 723	592 866	390 752	2 709 983
8516601000	Rice cookers	2 264 567	13 716 896	8 820 442	49 288 300
8516609000	Cooking plates,boiling rings,grillers & roasters	193 023	1 139 808	697 088	4 936 407
8516710000	Coffee/tea makers	26 493	160 093	246 679	1 522 295
8516720000	Toasters	29 916	205 681	167 920	1 146 374
8516791000	Kettles	13 290	196 688	74 762	1 238 677
8516799000	Other electro-thermic appliances	350 792	1 978 705	2 031 054	9 147 226
8516801000	Elect heating resistor for type-founding /type-setting mach; for ind	1 298	26 135	84 935	468 978
8516802000	Sealed hotplates for domestic appliances	2 285	3 775	5 308	42 595
8516803000	Other electric heating resistors for domestic appliances	47 603	906 789	459 424	2 820 781
8516809000	Other electric heating resistors not for domestic appliances	96 812	512 400	1 401 787	6 541 062
8516902000	Parts of goods of sub 8516.33,816.50, 8516.60, 8516.71/8516.79.1	503 391	3 705 847	1 634 193	9 672 840
8516903000	Parts of goods of sub 8516.10	74 124	636 351	223 066	1 668 253
8516909000	Other parts of goods of sub 8516	523 705	3 425 224	3 611 924	22 411 642
8517110000	Line telephone sets with cordless handsets	6 817	60 744	265 008	1 941 810
8517120000	Telephones for cellular networks/for other wireless networks	1 608 864	11 240 252	233 621 957	1 513 927 083
8517180000	Other telephone sets	55 054	277 407	1 204 509	5 582 477
8517610010	Set top boxes which have a communication functions of base static	23 891	211 607	838 402	9 198 270
8517610090	Other base stations	296 981	1 666 339	15 660 845	119 928 410
8517621000	Radio transmitters/receivers for simult. interpretaion at multiligual	209	5 081	4 810	85 023
8517622100	Control & adaptor units, incl. gateways, bridges and routers	7 201	425 665	611 275	24 375 407
8517622900	Oth unit of automatic data process mach other than those of headi	591	27 948	84 270	12 571 953
8517623000	Telephonic/telegraphic switching app	34 889	198 366	1 618 584	7 561 497
8517624100	Modems including cable modems and modem cards	77 614	384 821	5 884 076	27 410 385
8517624200	Concentrators/multiplexers	39 710	191 957	4 325 227	35 753 783
8517624910	Set top boxes which have a communi-func of app for carrier-curren	0	225	0	3 753
8517624990	Oth app for carrier-current line system or for digital line systems	920	10 041	551 442	3 601 989
8517625100	Wireless lans	8 491	142 122	167 442	2 932 560
8517625300	Other transmission apparatus for radio- telephony/radio-telegraph	82 258	1 651 306	12 979 489	336 195 800
8517625900	Transmission/reception app.for simultane interpretaion at multilig	145	559	39 369	352 155
8517626100	Transmission apparatus for radio- telephony/radio-telegraphy	0	1 067	0	141 993
8517626990	Other transmission apparatus	0	7	0	2 341
8517629000	Oth mach for the reception, conversion & transmis/regenerate of v	1 649	12 104	115 872	3 681 768
8517691000	Portable receiver for call, alert/page & paging alert devices, includi	18	57	1 896	11 061
8517692000	Oth app. for transmission/recept voices for radio-telephony/radio-	1 278	3 839	22 255	4 988 100
8517699000	Oth app. for transmission/recept voices	5 365	34 419	235 275	3 342 237

**I.3. IMPOR MENURUT KOMODITI / IMPORT BY HS COMMODITY**  
**\*\*\* AGUSTUS/AUGUST 2011 \*\*\***

HS	Uraian Komoditi Commodity Description	Berat Bersih / Net Weight (Kg)		Nilai / Value C.I.F (US\$)	
		Bulan ini Current Month	Kumulatif Cum.Jan. to date	Bulan ini Current Month	Kumulatif Cum.Jan. to date
8517701000	Parts of control and adaptor units incl. gateways, bridges, routers	4 037	141 720	856 941	48 400 436
8517702100	Parts of cellular telephones	1 198	11 822	109 169	894 472
8517702900	Oth parts of transmission app, oth than radio-broadcasting/televisi	8 633	410 225	622 673	33 098 590
8517703100	Other printed circuit boards, assembled for line telephony/line tele	7 203	27 315	832 583	3 560 709
8517703200	Other printed circuit boards, assembled for radio-telephony/radio-	564	8 500	10 107	235 873
8517703900	Other printed circuit boards, assembled	225 925	1 009 372	10 273 879	49 024 248
8517704000	Antennae of a kind used with apparatus for radio-telephony/radio-	242 067	1 639 042	4 906 712	38 047 045
8517709100	Oth parts for line telephony or line telegraphy	22 325	159 686	2 424 319	9 987 599
8517709200	Other parts for radio-telephony or radio-telegraphy	520 686	2 298 816	34 766 571	152 438 554
8517709900	Other parts in subheading 85.17.70	197 189	3 133 310	34 731 744	417 187 718
8518101100	Microphones having a frequency range of 300 hz to 3.4 khz	249	46 740	16 045	261 638
8518101900	Oth microphones,whether/not with their stands	53 097	373 865	349 019	3 007 000
8518109000	Other microphones	60 370	321 076	341 890	3 078 266
8518210000	Single loudspeakers, mounted in their enclosures	120 213	1 649 424	659 806	9 005 772
8518220000	Multiple loudspeaker,mounted in the same enclosures	126 304	1 200 899	675 468	5 815 559
8518291000	Box assembly speakers	3 640	77 316	20 801	394 386
8518292000	Loudspeakers,without housing, having a freq 300 hz to 3.4 khz	12 539	181 991	42 099	421 689
8518299000	Other loudspeakers	671 065	5 890 009	3 543 673	31 632 646
8518301000	Headphones	23 521	333 966	108 208	1 762 422
8518302000	Earphones	502 939	3 515 824	2 247 529	15 025 037
8518303100	Handsets for telephonic apparatus	238	13 612	2 248	89 074
8518303900	Other headphones and earphones, combined microphone/speaker	36 039	317 545	151 337	1 290 316
8518304000	Line telephone handsets	0	1	0	30
8518309000	Sets consisting of a microphone and one or more loudspeakers	31 581	292 179	582 425	3 707 832
8518401000	Audio-frequency electric amplifiers, having 6/more inputs signal lin	8 950	38 364	74 413	314 503
8518402000	Audio-frequency electric amplifier used as repeaters in line telephc	0	1 322	0	8 493
8518403000	Audio-frequency electric amplifier used as repeater in telephony nc	0	1 727	0	200 242
8518409000	Other amplifier listrik audio-frekuensi	97 848	991 080	692 927	6 673 237
8518500000	Other electric sound amplifier sets	14 772	223 465	102 707	1 600 492
8518901000	Parts of subhead 8518.10.11,8518.29.20 8518.30.40, 8518.40.20,in	148 061	1 368 864	164 142	3 504 621
8518902000	Parts of goods of subheadings 8518.40.10	2 660	8 659	123 229	476 508
8518909000	Parts of goods of subheadings 8518.50.10 8518.50.20	1 264 602	8 182 373	5 218 141	44 354 222
8519300000	Turntables (record-decks)	0	217	0	248
8519500000	Telephone answering machines	0	6 295	0	34 506
8519812000	Cassette recorders,with amplifiers/loud- speakers, operate with ex	12	18	3 720	7 966
8519813000	Compact disc players	3 919	33 055	49 364	328 118
8519816000	Magnetic tape recorder incorp sound reproducing app, digital audic	1 076	4 702	2 668	23 174
8519817000	Other sound reproducing app, cassette type	0	65	0	491
8519819000	Other apparatus using magnetic, optical or semi-conductor	5 408	48 308	92 833	920 683
8519891100	Cinematographic sound reproducers for film of a width of less than	0	18	0	248
8519892000	Record-players with/without loudspeakers	0	1	0	195
8519899000	Other apparatus not using magnetic, optical/semiconductor	22 324	139 284	413 912	2 395 531
8521100000	Magnetic tape-type of video recording/ reproducing apparatus witi	9 360	92 203	283 837	2 623 766
8521901100	Laser disc player for used in cinemato- graphy, television/broadcas	648	3 364	139 044	653 540
8521901900	Other laser disc players	17 509	226 742	117 962	1 336 032
8521909100	Oth video recording for used in cinemato graphy, television/broadc	14 617	43 187	365 261	1 300 539
8521909900	Oth video recording/reproducing app, whether/not incorp. a video	83 771	1 021 247	2 160 319	16 335 354
8522100010	Pick-up cartridges for special used in cinematography, television/broa	3 014	92 140	5 534	110 619
8522100090	Other pick-up cartridges	51 791	332 310	258 873	4 119 405
8522901000	PCB assemblies for TV, broadcasting cinematograph sound recorde	33 055	616 304	233 500	2 913 420
8522902000	Printed circuit boards assemblies for telephone answering machine	10 932	88 802	1 830 796	17 977 712
8522904000	Audio/video tapedecks and compact disc mechanisms	77 869	348 060	912 587	5 679 187
8522905000	Audio/video reproduction heads, magnetic type, magnetic erasing	5 503	24 208	46 968	337 320
8522909100	Oth parts, accessories of cinematography sound recorders/reprodu	1 436	13 504	598 606	4 235 965
8522909200	Other parts of telephone answering machines	0	1	0	245
8522909300	Other parts and accessories for goods of subheading 8519.81/head	1 550 948	2 192 077	3 822 119	29 833 798
8522909900	Other parts and accessories for goods of subheading 85.19 other th	365 412	2 532 239	6 368 665	45 050 503
8523211000	Cards incorporating a magnetic stripe unrecorded	7 852	67 327	1 041 040	5 501 135
8523212000	Cards incorporating a magnetic stripe recorded	126	3 698	25 669	292 737
8523291100	Magnetic tapes, of a width < 4mm for computer tapes, unrecorded	18	550	33	52 662
8523291910	Other magnetic tapes, of a width < 4mm unrecorded	80 682	302 975	280 996	1 080 330
8523291990	Other magnetic tapes, of a width < 4mm recorded	26	1 105	728	14 562
8523292100	Magnetic tapes, of a width >= 4mm, and < 6.5 mm for computer ta	28 492	264 304	78 266	820 657
8523292200	Magnetic tapes, of a width >= 4mm, and < 6.5 mm for computer ta	1	65 831	82	156 071
8523292910	Other magnetic tapes, of a width >= 4mm, and < 6.5 mm, unrecor	671	2 129	138 374	403 069
8523292990	Other magnetic tapes, of a width >= 4mm, and < 6.5 mm, recorded	40	139	2 007	35 405
8523293100	Magnetic tapes, of a width >=6.5 mm for computer tape,in pancake	62	703	3 331	54 295
8523293200	Magnetic tapes, of a width >=6.5 mm for other computer tapes, un	0	27	0	3 026
8523293300	Magnetic tapes, of a width >=6.5 mm for oth, in pancake/in jumbo	0	2 466	0	14 281
8523293910	Oth magnetic tapes, of a width >=6.5 mm, unrecorded	1 032	189 768	22 080	1 078 095
8523293990	Oth magnetic tapes, of a width >=6.5 mm, recorded	0	282	0	400 023
8523294100	Magnetic discs for reproducing phenomena other than sound/imaç	0	4 376	0	2 232
8523294200	Magnetic discs for reproducing represent of instruction, data, soun	39 388	197 140	3 254 784	15 379 808
8523294300	Other magnetic discs, unrecorded	1	6	114	123
8523294400	Other magnetic discs, recorded	1	3 323	5 658	658 997

**I.3. IMPOR MENURUT KOMODITI / IMPORT BY HS COMMODITY**  
**\*\*\* AGUSTUS/AUGUST 2011 \*\*\***

HS	Uraian Komoditi Commodity Description	Berat Bersih / Net Weight (Kg)		Nilai / Value C.I.F (US\$)	
		Bulan ini Current Month	Kumulatif Cum.Jan. to date	Bulan ini Current Month	Kumulatif Cum.Jan. to date
8523299100	Magnetic media for computer use , unrecorded	12 395	23 949	243 077	293 967
8523299300	Magnetic media for reproducing represent of instruction, data, sou	27 025	210 739	659 654	4 737 466
8523299900	Other magnetic discs	3 121	87 167	50 439	1 766 021
8523401100	Discs for laser reading systems for computer use, unrecorded	75 316	572 703	351 684	2 737 698
8523401200	Discs for laser reading systems for reproducing phenomena not sou	9	48	1 288	3 634
8523401300	Discs for laser reading systems for reproducing sound only	4	10	33 192	66 981
8523401400	Discs for laser reading system for repro represent of instruct,data,s	1 784	8 601	433 337	3 315 323
8523401900	Other discs for laser reading systems	44	670	17 895	70 843
8523409100	Optical media for computer use, unrecorded	2	13	7	98
8523409200	Optical media for reproducing phenomena not sound/image	0	5	0	918
8523409300	Optical media for laser reading systems of a kind for reproducing sc	0	4	0	176
8523409400	Optical media for reproducing, represent of instruction, data, soun	53	252	41 730	337 372
8523409910	Other optical media, unrecorded	1	7	1	2 274
8523409990	Other optical media, recorded	1 050	12 233	34 998	529 895
8523511000	Solid-state non-volatile storage devices suitable for computer use, i	3 759	22 749	19 085	195 774
8523512000	Solid-state non-volatile storage devices for reproduce phenomena	0	28	0	20 594
8523513000	Solid-state non-volatile storage devices represent. of instruct,data,;	0	44	0	23 113
8523519010	Solid-state non-volatile storage devices unrecorde	635	28 716	122 253	868 668
8523519090	Solid-state non-volatile storage devices recorded	82 716	261 760	7 279 514	21 564 104
8523520000	Smart cards	127 744	1 189 457	5 476 053	52 614 021
8523591000	Proximity cards and tags	1 856	9 592	38 180	290 382
8523592000	Other semiconductor media, suitable for computer use, unrecorde	1 485	18 668	12 523	156 654
8523593000	Other semiconductor media, suitable reproducing, phenomena not	0	19	0	25 176
8523594000	Oth semiconductor media, suitable repro ,represent of instruct,d	5 011	9 424	172 375	438 285
8523599010	Other semiconductor media, unrecorded	0	9 501	0	57 526
8523599090	Other semiconductor media, recorded	91	945	116 855	213 734
8523801000	Oth disc,tapes, solid-state non-volatile storage for computer use, u	3 789	17 602	2 419 538	10 830 423
8523802000	Oth disc,tapes, solid-state non-volatile storage for repro, pheno no	87	92	249 091	249 170
8523803000	Oth disc,tape,solid-state non-vltil for repro,represent of instruct,dal	27 043	74 740	176 320	773 988
8523804000	Gramophone records	156	263	629	1 428
8523809010	Oth discs,tapes,solid-state non-volatile storage unrecorded	37	66	11 219	17 748
8523809090	Oth discs,tapes,solid-state non-volatile storage recorded	134	10 389	17 920	1 265 070
8525500010	Transmission apparatus for radio-broadcasting	0	1 016	0	67 290
8525500020	Transmission apparatus for television	2 388	25 123	262 777	684 311
8525500090	Other transmission apparatus	2 858	15 110	275 637	1 773 943
8525600000	Transmission apparatus incorporating reception apparatus	4 170	8 143	260 223	834 292
8525801000	Web cameras	17 889	90 701	188 552	960 357
8525802011	Digital still image video cameras	2 967	5 715	664 490	993 801
8525802019	Other digital camera	83 086	802 836	3 533 988	21 481 751
8525802020	Video camera recorders	17 391	177 499	1 148 934	7 665 598
8525809000	Television camera	44 130	250 387	601 535	4 904 928
8526101000	Radar app, ground base,/of a kind for incorp in civil aircraft/seagoir	30 476	39 733	44 713	2 002 888
8526109000	Other radar apparatus	2 364	47 980	715 817	29 228 773
8526911000	Radio navigational aid app, for incorp in civil aircraft/seagoing vessi	14 897	22 396	91 831	536 314
8526919000	Other radio navigational aid apparatus	49 607	91 955	792 887	5 049 623
8526920000	Radio remote control apparatus	60 969	578 166	2 988 764	14 140 327
8527120000	Pocket-size radio cassette-players	19	5 346	175	10 630
8527131000	Oth app combined with sound, recording or reproducing apparatus	12 098	81 784	40 602	717 549
8527139000	Oth app combined with sound, recording or reproducing apparatus	286	24 066	113 280	857 160
8527191100	Reception app capable of plan, manage, monitor electromagnet sp	35 254	35 277	61 564 718	61 566 300
8527191900	Reception app capable of plan, manage, monitor electromagnet sp	16 367	16 659	84 832	98 843
8527199100	Oth radio-broadcast receiver can operate without extern source of	0	24 242	0	68 736
8527199900	Oth radio-broadcast receiver can operate without ext source of pow	6	603	73	3 372
8527210000	Radio-broadcast receiver,use ext source power combined with sou	58 935	582 259	2 624 781	17 683 634
8527290000	Radio-broadcast receivers,not capable of operate without extern sc	18 510	90 179	718 080	6 971 189
8527919000	Oth recept app for radio-broadcast,combi -ned with sound record	43 179	138 370	573 200	2 076 366
8527921000	Oth recept app for radio-broadcast, not combined with sound reco	0	28 845	0	170 486
8527929000	Oth recept app for radio-broadcast, not combi with sound record a	14 913	260 752	88 800	1 394 958
8527991000	Other reception app for radio-broadcast, portable	16 600	36 371	28 464	340 809
8527999000	Other reception app for radio-broadcast, not portable	11 096	49 144	80 448	1 167 807
8528411000	Colors cathode-ray tube monitor for used in auto data proc. system	572	217 423	3 632	859 215
8528412000	B/w of cathode-ray tube monitor for used in auto data proc. system	50	1 282	4 318	16 446
8528491000	Oth color cathode-ray tube monitor used in auto data process syste	1 204	28 931	23 702	1 930 338
8528492000	Oth b/w/monch color cathode-ray tube monitor in auto data proc s	78	1 736	20 406	177 747
8528511000	Projection type flat panel display unit for auto data process system	64 812	877 446	2 914 592	25 576 243
8528512000	Oth color monitor use in an auto data process system head. 84.71	705 702	9 900 736	21 603 940	289 184 672
8528513000	Other b/w/monochrome monitor used in automatic data process s	0	2 499	0	80 688
8528591000	Oth colors monitors use in an auto data	45 327	412 038	353 853	3 950 111
8528592000	Other b/w/monochrome monitors	1 080	3 481	52 865	290 548
8528611000	Flat panel display types used in auto- data processing system head.	0	65 387	0	4 421 537
8528619000	Oth projector for used in an automatic data process system head. £	166	29 653	34 881	390 145
8528690000	Other projectors	3 999	55 055	64 378	672 222
8528711000	Recept app for TV, not design to incorp video display,with commun	75	4 475	3 038	30 964
8528719000	Other recept. app for TV, not design to incorporation a video displa	13 253	114 704	344 982	2 255 868
8528721000	Other color receivers, battery operated	1 531	17 223	54 395	367 957

**I.3. IMPOR MENURUT KOMODITI / IMPORT BY HS COMMODITY**  
**\*\*\* AGUSTUS/AUGUST 2011 \*\*\***

HS	Uraian Komoditi Commodity Description	Berat Bersih / Net Weight (Kg)		Nilai / Value C.I.F (US\$)	
		Bulan ini Current Month	Kumulatif Cum.Jan. to date	Bulan ini Current Month	Kumulatif Cum.Jan. to date
8528729000	Other color receivers, not battery operated	412 469	3 173 824	10 787 431	74 930 482
8528731000	Other b/w receivers, mains operated/ battery operated	0	6	0	3 415
8528739000	Other b/w receiver, not battery operated	0	11 395	0	163 029
8529102000	Parabolic aerial reflector dishes for direct broadcast,multi-media sy	418 037	5 148 099	2 792 816	19 192 404
8529103000	Telescopic, rabbit & dipole antennae for television/radio receivers	125 632	681 498	656 990	3 776 297
8529104000	Aerial filters and separators	58 560	458 350	729 868	6 892 157
8529106000	Feed horn (wave guide)	76 628	604 517	344 326	3 560 528
8529109200	Other aerial/reflector with transmtion apparatus for radio-broadca	28 760	397 898	415 187	4 259 163
8529109900	Aerials&reflect.s of all kinds not for radio-telephony/radio-telegrap	94 962	1 208 331	1 835 718	24 858 826
8529902000	Parts of decoders suitable for use with the app of headings 85.25 to	88 473	276 653	878 892	4 371 473
8529904000	Parts of digital cameras/video camera recorders with app of hd 85..	43 096	358 377	1 267 582	36 915 024
8529905100	Other PCB, assembled for goods of subheading 8525.50/8525.60	280	6 016	178 249	443 084
8529905200	Other PCB, assembled for goods of subhd 8527.(13;19;21,29, 91 at:	85 983	717 011	2 323 351	8 212 749
8529905300	Other PCB, assembled for flat panel display of heading 85.28	141 831	955 057	4 010 163	27 192 209
8529905400	Other PCB, assembled for TV receivers of heading 85.28	223 302	1 236 076	4 547 002	25 534 151
8529905500	Other PCB, assembled for goods of heading 85.28	4 548	44 624	84 029	460 915
8529905900	Other PCB	693 119	5 157 195	100 750 506	530 389 318
8529909100	Parts of TV receivers suitable for with the apparatus of hd 85.25 to	1 142 844	13 441 279	27 441 741	267 130 348
8529909400	Parts of flat panel display for use with the apparatus of hd 85.25 to	125 139	1 260 246	2 278 594	25 832 787
8529909900	Other parts suitable for use with the apparatus of hd 85.25 to 85.2i	319 600	2 905 296	4 426 938	54 867 513
8530100000	Elect. signall, safety/traffic control equip for railways/tramways	4 694	25 147	169 294	3 087 415
8530800000	Elect. signall, safety/traffic control equip for road,inland waterway,	6 014	53 105	136 303	899 903
8530900000	Part of electrical signall, safety/ traffic control equipment	1 045	17 895	60 931	1 668 704
8531101000	Burglar alarms	1 484	97 468	3 133	996 918
8531102000	Fire alarms	2 406	189 164	37 951	2 687 610
8531103000	Smoke alarms	2 756	76 332	50 022	524 334
8531109000	Other alarms and similar apparatus	99 325	748 027	1 496 858	9 017 305
8531200000	Indicator panel incorp liquid crystal devices (lcd)/light emitting dioc	171 141	1 803 045	8 840 984	83 441 840
8531801100	Door bells, buzzers and dings	7 487	56 678	54 246	405 841
8531801900	Other electric bells	1 763	34 303	33 820	895 522
8531802000	Flat panel displays(including electro luminescence, plasma and oth	281	87 464	21 084	1 157 541
8531809010	Telegraphic apparatus for ships engine rooms	435	7 070	7 888	73 062
8531809090	Other electric sound/visual signalling apparatus	13 729	281 289	129 978	2 519 103
8531901000	Parts incl, printed circuit assemblies of subheading 8531.20/8531.8	4 228	36 660	186 255	1 229 758
8531902000	Parts of door bells/other door sound signaling apparatus	0	15	0	657
8531909000	Other parts of electric sound/visual signaling apparatus	17 701	182 402	521 458	5 381 152
8532100000	Fixed capacitor design for use in 50/60 hz circuit, reactive power >C	196 844	1 200 985	3 590 153	30 708 116
8532210000	Tantalum fixed capacitors	2 697	162 697	266 041	17 355 159
8532220000	Aluminium electrolytic fixed capacitors	168 405	1 752 289	5 469 151	56 753 271
8532230000	Ceramic dielectric,single layer of fixed capasitor	36 314	299 815	1 759 196	16 571 539
8532240000	Ceramic dielectric, multilayer	48 209	419 540	2 643 813	25 718 832
8532250000	Dielectric of paper/plastics of fixed capasitor	34 143	263 501	991 461	7 572 970
8532290000	Other fixed capasitors	243 468	2 138 427	5 198 844	49 954 418
8532300000	Variable/adjustable(pre-set)capacitors	34 689	358 732	623 833	8 893 074
8532900000	Parts of other fixed capasitors	281 840	2 134 539	11 246 008	94 064 731
8533101000	Fixed carbon resistors, composition/film types surface mounted	36 739	272 001	1 649 108	12 495 125
8533109000	Fixed carbon resistors, composition/film types not surface maunter	85 594	554 862	2 376 221	24 083 353
8533210000	Oth fixed resistors for a power handling capacity <= 20w	60 983	620 680	1 837 512	20 702 568
8533290000	Oth fixed resistors for a power handling capacity > 20w	80 929	477 210	1 541 865	18 641 738
8533310000	Wirewound variable resistors, rheostats, for a power handling capa	7 444	38 310	29 125	197 243
8533390000	Wirewound variable resistors, rheostats, for a power handling capa	27 788	256 723	197 126	2 551 876
8533400000	Other variable resistors, including rheostats and potentiometers	25 402	291 426	3 841 373	25 035 325
8533900000	Parts of lectrical resistors	147 007	1 357 247	5 559 899	50 706 211
8534001000	Printed circuits, single-sided	96 883	873 063	2 510 953	24 070 236
8534002000	Printed circuits, double-sided	36 563	291 014	2 765 062	17 106 229
8534003000	Printed circuits, multi-layer	117 408	748 494	5 205 047	35 170 987
8534009000	Oth printed circuits	598 526	4 155 705	36 515 109	252 938 208
8535100000	Fuses for voltage >1000volts	79 789	499 373	977 813	5 615 158
8535211000	Automatic circuit breakers for a volt < 72.5 kv, moulded case type	20 944	117 257	86 501	989 362
8535219000	Automatic circuit breakers for a volt < 72.5 kv, other than moulded	122 725	1 018 419	3 250 999	27 390 477
8535290000	Automatic circuit breakers for a volt >= 72.5 kv, moulded case type	104 896	1 178 273	2 892 640	11 592 998
8535301000	Isolating switches, make-&-break switch suitable for a volt > 1 kv &	76 993	94 996	6 525 729	7 063 093
8535302000	Isolating switches, make-&-break switch for voltage >= 66 kv	14 973	164 549	150 963	3 015 183
8535309000	Isolating switches, make-&-break switch for voltage >= 40 kv and <	105 372	968 129	1 527 124	16 380 299
8535400000	Lightning arresters, voltage limiters and surge suppressors	363 292	1 040 217	2 412 610	8 726 827
8535901000	Bushing and tap changer assemblies for electricity distrib/power tr:	115 478	739 854	1 876 539	15 127 705
8535909000	Oth elect app. for switch/protoc. elect circuits,for make connect ele	129 641	1 953 492	1 697 746	24 666 989
8536101000	Thermal fuses; glass type fuses for voltage <= 1000volts	34 592	231 035	1 355 381	8 552 119
8536109000	Other fuses for voltage <= 1000 volts	637 437	4 473 135	2 738 516	19 524 136
8536201000	Automatic circuit breakers moulded case type for voltage <=1000v	5 821	77 454	97 757	882 416
8536202000	Auto-circuit breaker for incorp into elec-thermic for voltage <=1000v	0	8	0	1 238
8536209000	Other automatic circuit breakers for voltage <=1000volts	113 941	521 287	1 723 565	7 154 785
8536300000	Oth apparatus for protecting electrical circuits	77 478	673 928	1 819 170	18 648 512
8536410000	Relay for a voltage <= 60 volts circuits	138 230	762 342	4 491 979	23 010 850
8536490000	Relay for a voltage > 60 volts and <= 1000 volts	121 663	1 084 366	4 256 234	31 756 178

**I.3. IMPOR MENURUT KOMODITI / IMPORT BY HS COMMODITY**  
**\*\*\* AGUSTUS/AUGUST 2011 \*\*\***

HS	Uraian Komoditi Commodity Description	Berat Bersih / Net Weight (Kg)		Nilai / Value C.I.F (US\$)	
		Bulan ini	Kumulatif	Bulan ini	Kumulatif
		Current Month	Cum. Jan. to date	Current Month	Cum. Jan. to date
8536502000	Over current, residual current automatic switches for voltage <= 10	12 821	177 298	187 686	1 820 833
8536503100	High inrush switch, commutator for stove ranges, microphone swit	9 483	66 739	72 700	534 553
8536503900	High inrush switch, commutator for stove range, microphone switc	88 090	817 299	890 477	11 586 402
8536504000	Miniature switches for rice cooker/oven toasters	0	5	0	19
8536505000	Electronic ACswitch consist of optical couple input,output circuits,e	133 259	446 901	1 959 081	8 447 841
8536506100	Make, break switches for domestic use with rated current carry ca	39	341 731	348	484 604
8536506900	Make, break switch not for domestic use with rated current carry c	2 829	26 013	148 966	1 425 786
8536509100	Starters for elect motor,fuses,switch, fuse, suitable for use in electr	31 052	212 007	920 443	6 310 062
8536509910	Smoke switches	3 110	15 474	106 455	459 808
8536509990	Oth electronic ACswitches for voltage < 1000 v & acurrent <= 11 an	391 047	2 784 617	7 813 638	59 000 717
8536611000	Lamp-holders of a kind for compact lamp or halogen lamps	4 618	54 597	23 174	409 457
8536619000	Lamp-holders oth than compact lamps/ halogen lamps	142 081	1 355 093	439 444	3 547 010
8536691100	Telephone plugs for domestic use, rate current carrying capacity <	6 347	250 549	86 218	1 530 670
8536691900	Telephone plugs not for domestic use, rate current carrying capacit	23 415	176 758	694 078	5 012 207
8536692100	Av sockets,cathode ray tube sockets for tv,radio receiv, cap<16amp	0	219	0	15 594
8536692900	Av sockets,cathode ray tube sockets for tv,radio recv,cap<16amp,n	17 728	103 880	234 470	1 732 166
8536693100	Sockets,plug for co-axial cable,printed circts, domest use, radio equ	340	4 990	9 608	81 435
8536693900	Sockets,plug for co-axial cable,printed circts,not domestic use,radio	51 036	290 170	649 605	3 295 977
8536699100	Other plug and sockets, domestic use, radio equip., acapacity < 16 ;	26 901	346 378	202 015	1 890 987
8536699900	Other plug & sockets, not domestic use, radio equip., acapacity < 1	17 598	105 988	872 715	3 373 344
8536700000	Connectors for optical fibres, optical fibres bundles/cables	106 839	428 446	1 504 909	8 515 386
8536901100	Connection, contact elements for wires and cables; wafer probers	50 121	481 349	396 734	4 183 429
8536901900	Other connection, contact elements for wires and cables; wafer prc	69 056	796 328	1 592 937	18 931 729
8536902100	Junction boxes for domestic use, cap. <16 amps, for use elect fan/r	4 738	41 731	157 928	969 478
8536902900	Junction boxes not for domestic use, cap. <16 amps, for use elect f	462 141	2 697 961	6 636 653	56 089 921
8536903100	Cable connectors consist of a jack plug, domestic use,<16amp, for	42 214	417 678	881 880	8 484 802
8536903900	Cable connectors consist of a jack plug, not domestic,<16amp, for	416 295	3 180 585	11 761 626	99 890 588
8536909100	Oth cable connect consist of jack plug, cap. <16 amps, for use elect	13 049	158 064	232 447	3 163 864
8536909910	Connector & socket cable for ic,printed circuit	98 638	1 129 427	2 847 455	28 298 487
8536909990	Other connector and socket cable	688 143	6 468 692	15 474 081	128 916 978
8537101000	Switchboards&control panels for voltage <= 1000 volt	510 054	3 297 594	7 991 553	34 142 772
8537102000	Distribution boards for use with goods of hd.84.71,85.17,85.25 < 1	22 598	223 338	227 749	3 831 733
8537103000	Programmable logic controllers for auto- mach for trans. for volta	56 383	501 388	1 536 692	5 773 737
8537109000	Oth board for elect control for voltage <= 1000volt	231 435	1 844 877	3 687 529	51 478 318
8537201100	Switchboards incorp. elect instrum for break, connect/protect elect	5 599	46 842	67 102	1 275 523
8537201900	Switchboards incorp. elect instrum for break,connect/protec e-circi	12 426	267 697	617 959	6 530 005
8537202100	Control panel incorp. elect instrum for break,connect/protec e-circ	3 035	87 190	87 470	1 210 630
8537202900	Other control panels for a voltage >1,000 volts	94 959	839 510	976 025	29 743 455
8537209000	Oth board for electric control for a voltage > 1000 volt	439 389	4 163 260	11 860 164	72 107 369
8538101100	Parts of programmable logic controllers for auto mach for trans. fo	4 182	19 090	237 248	800 933
8538101200	Board,panel,console,desk,cabinets of use in radio equipment, volta	0	525	0	15 688
8538101900	Oth board,panel,console,desk,cabinets of used in radio equipment,	82 242	720 982	465 624	4 396 546
8538102100	Parts of programmable logic control for auto-mach for trans. for vo	413	12 428	4 103	467 066
8538102900	Board,panel,console,desk,cabinets of used in radio equip, voltage>	129 268	1 627 854	1 944 377	24 981 256
8538901100	Oth board,panel,console,desk,cabinets connect for wires, wafer pr	44 607	460 458	1 062 632	10 382 126
8538901200	Parts of goods of subhd 8536.50.50, 8536.69.30,8536.90.10 for vol	28 559	234 216	583 612	5 463 213
8538901300	Parts of goods of subheading 8537.10.20 for voltage <=1000 volt	4	8 172	402	85 867
8538901900	Other parts of boards,panels consoles, for voltage <=1000 volt	70 127	532 628	1 201 679	9 054 489
8538902100	Parts/printed circuit ass. of telephone plug connec for wires,wafer	3 153	50 644	48 593	830 806
8538902900	Other parts of boards,panels consoles, for voltage > 1000 volt	742 734	6 167 787	60 332 309	348 067 845
8539101000	Sealed beam lamp units for motor vehicles of chapter 87	120 948	991 173	608 496	5 833 332
8539109000	Other sealed beam lamp units	19 683	244 806	253 119	1 774 325
8539212000	Tungsten halogen for used in medical equipment	117	1 194	1 225	33 881
8539213000	Tungsten halogen for used for vehicles	24 068	329 124	574 234	5 473 936
8539214000	Other reflector lamp bulbs of tungsten halogen	933	7 627	24 067	114 123
8539219000	Oth tungsten halogen	18 414	167 792	367 736	2 917 543
8539222000	Other filament lamps, infra red, power <200 & voltage>100v in mer	2 132	2 545	1 966	6 132
8539223000	Other reflector lamp bulbs of a power <=200w & for voltage > 100	132	7 193	3 220	75 860
8539229000	Other filament lamps, infra red, power <=200 w& voltage>100v	33 266	227 189	184 137	1 620 740
8539291000	Other filament lamps, excluding uv or infra-red lamps, in medical e	1 050	27 397	24 961	135 769
8539292000	Other filament lamps, excluding uv or infra-red lamps, for motor ve	82 156	772 757	1 820 654	13 972 305
8539293000	Other reflector lamp bulbs	7 677	104 987	88 248	1 055 049
8539294000	Flashlight bulbs; miniature indicator bulbs, rated up to 2.25 v	4 042	33 750	164 793	1 121 528
8539295000	Other filament lamps, capacity > 200w & <=300w, voltage>100volt:	1 466	17 782	38 314	383 455
8539296000	Other filament lamps, capacity < 200w & <=300w, voltage <= 100vc	1 805	12 705	152 537	741 075
8539299000	Other filament lamps, excl ultra-violet or infra-red lamps	163 664	1 428 209	876 077	10 479 084
8539311000	Tubes for compact fluorescent lamps	210 190	738 443	1 265 151	4 537 057
8539319010	Tube lamps	92 715	617 539	520 365	3 554 309
8539319020	Compact fluorescent lamps	10 936	127 805	141 679	1 213 015
8539319090	Other fluorescent, hot cathode	1 320 665	13 043 935	10 819 854	118 866 099
8539320000	Mercury/sodium vapour lamps; metal halide lamps	45 887	269 596	480 797	4 595 352
8539391000	Tubes for compact fluorescent lamps, cold cathode types	44 445	369 591	79 169	765 314
8539392000	Discharge lamps for decorative and publicity purposes	5 441	42 858	33 026	157 558
8539393000	Other fluorescent cold cathode types	3 942	9 203	71 742	117 969
8539394000	Electric lamps for mtr vehicle/cycles	11 123	141 270	60 674	992 828

**I.3. IMPOR MENURUT KOMODITI / IMPORT BY HS COMMODITY**  
**\*\*\* AGUSTUS/AUGUST 2011 \*\*\***

HS	Uraian Komoditi Commodity Description	Berat Bersih / Net Weight (Kg)		Nilai / Value C.I.F (US\$)	
		Bulan ini Current Month	Kumulatif Cum.Jan. to date	Bulan ini Current Month	Kumulatif Cum.Jan. to date
8539399000	Discharge lamps, other than uv lamps	49 836	297 925	426 294	2 184 913
8539410000	Arc lamps	87	1 733	1 774	74 256
8539490000	Ultra-violet/infra-red lamps	14 533	213 255	199 183	3 002 878
8539901000	Part of alumi end caps for fluorecent lamps alum. screw caps for ir	192 973	1 544 468	955 477	6 795 047
8539902000	Oth parts,for lamps of vehicles of all kinds	23 942	100 279	82 432	580 496
8539909000	Oth part of elect filament/discharge lamps including sealed beam l	381 596	2 978 445	2 620 883	18 631 753
8540110000	Color cathode-ray television picture tube incl video monitor cathod	3 023 329	25 319 558	5 132 180	45 485 560
8540120000	B/w cathode-ray TV picture tubes, incl video monitor cathode-ray t	75	31 166	1 459	118 748
8540200000	Tv camera tubes; image converters and intensifiers; other photo-ca	9 337	203 884	66 275	1 886 320
8540401000	Data/graphic display tubes color for use with articles of heading 85	0	457	0	26 427
8540409000	Data/graphic display tube color not for use with articles of heading	15	570	776	30 488
8540500000	Data/graphic display tubes, black and white/other monochrome	4 770	29 239	64 651	442 571
8540600000	Other cathode-ray tubes	1	160 385	21	156 428
8540710000	Magnetrons of microwave tubes	13	425	1 109	60 692
8540790000	Travelling wave tube, carcinotrons excl grid-controlled tubes of mic	129	1 183	4 742	248 423
8540810000	Receiver/amplifier valves and tubes	788	2 062	130 473	314 608
8540890000	Other valves and tubes	826	55 612	10 824	266 250
8540910000	Parts of cathode-ray tubes	110 640	886 097	2 726 402	15 057 511
8540991000	Parts of microwave tubes	3 333	30 580	10 770	89 685
8540999000	Other parts of thermionic, cold cathode or photo cathode valves ar	1 695	197 608	60 399	4 836 354
8541100000	Diodes, other than photosensitive/light emitting diodes	270 321	1 706 504	17 332 545	124 789 176
8541210000	Transistor with a dissipation rate of < 1 w	13 286	102 688	1 533 265	11 851 885
8541290000	Transistor with a dissipation rate of >= 1 w	126 713	1 332 697	6 146 765	52 394 495
8541300000	Thyristors,diacs and triacs, other than photosesintive devices	7 477	73 031	1 366 742	13 657 881
8541401000	Light emitting diodes	32 345	284 026	4 017 879	41 956 163
8541402000	Photocells, including photodiodes/photo- transistors	51 366	184 918	759 500	5 531 791
8541409000	Oth photosensitive semiconductor device, including photovoltaic cr	63 276	466 760	9 082 518	70 854 608
8541500000	Other semiconductor devices	34 863	260 407	1 628 402	14 386 363
8541600000	Mounted piezo-electric crystals	14 497	400 957	1 099 583	13 066 867
8541900000	Parts of diodes,transistors & similar semiconductor devices	12 959	111 691	3 758 999	25 783 761
8542310000	Processors,controller, converter, logic circuit, amplifier, clock timin	258 392	1 794 415	24 229 610	200 415 756
8542320000	Memories of elect integrated circuits	23 670	310 671	2 697 145	37 217 434
8542330000	Amplifiers of elect integrated circuits	13 179	178 150	150 929	2 334 309
8542390000	Other electronic integrated circuits	275 133	2 904 253	94 872 159	764 145 353
8542900000	Parts of electronic integrated circuits	128 560	1 460 708	15 793 540	160 944 336
8543100000	Particle accelerators	1	39 554	1 227	1 064 483
8543200000	Signal generators	5 529	38 317	43 353	762 771
8543302000	Wet processing equip. for the applic. by immersion of chemical/ele	8 430	29 651	268 967	1 642 979
8543309000	Oth machines & app for electroplating, electrolysis/electrophoresis	209 193	1 117 227	8 830 476	58 003 622
8543701000	Electric fence energisers	28 463	59 660	84 609	214 397
8543702000	Remote control apparatus, other than radio remote control appara	139 791	982 270	1 205 192	8 312 557
8543703000	Electrical machines with translation or dictionary functions	3 395	24 502	427 880	3 445 591
8543704000	Equip for the removal of dust particles or elimination of electrostat	109	25 200	2 744	212 496
8543705000	Integrated receiver/decoder ird for direct broadcast multimedia sy:	92 703	2 053 748	449 903	14 986 969
8543709010	Electrical mine detonators	9	1 949	580	176 124
8543709090	Other electrical detonators	240 107	1 985 976	2 350 473	25 094 161
8543901000	Parts of goods of subheading 8543.10/ 8543.20	1 671	4 494	16 358	66 220
8543902000	Parts of goods of subheading 8543.30.20	6 921	99 862	12 477	198 366
8543903000	Parts of goods of subheading 8543.70.30	2 035	2 109	31 910	32 234
8543904000	Parts of goods of subheading 8543.70.40	0	4	0	1 460
8543905000	Parts of goods of subheading 8543.70.50	18 303	145 393	72 425	623 358
8543909000	Other parts of goods of heading 8543	544 359	3 326 356	4 908 422	36 487 933
8544110010	Winding wire of copper, laquered/ enamelled	364 602	2 718 580	3 964 829	27 268 791
8544110020	Winding wire of copper, cover with paper textile material/PVC	118 502	1 258 010	2 060 287	15 714 769
8544110030	Winding wire of copper, laquer/enamelled & cover with paper, texti	70 699	695 253	895 795	7 702 527
8544110040	Winding wire of copper, rect cross-sect. and without connectors	104 022	1 185 013	1 149 290	13 621 570
8544110090	Other winding wire of copper	631 996	5 431 847	5 823 363	54 456 317
8544191000	Winding wire not of copper, laquered/ enamelled	617	5 831	13 065	157 933
8544192000	Winding wire not of copper of manganese resistance wire	9 159	57 157	32 481	303 591
8544199000	Other winding wire not of copper	493 245	3 983 180	4 587 691	35 784 412
8544201000	Insulated cables fitted with connectors, for a voltage <=66.000volts	286 712	1 927 334	3 089 203	19 441 565
8544202000	Insulated cable not fitted with connector for a voltage <=66.000vol	756 514	6 633 730	5 415 190	39 657 310
8544203000	Insulated cables fitted with connectors for a voltage >66.000volts	123 376	328 136	645 793	1 974 870
8544204000	Insulated cables not fitted with connectors for a voltage >66.000vo	169 685	404 983	322 258	1 931 858
8544301000	Wiring harnesses for motor vehicles	167 130	1 627 446	2 532 136	18 614 520
8544309000	Oth ignition wiring sets,oth wiring set for used in vehicles, aircraft/:	436 012	3 962 951	22 864 087	106 798 943
8544421100	Telephone, telegraph, radio relay cable submarine, for communica	0	8 116	0	36 578
8544421900	Other fitted with connectors for telecom -munication, voltage <= 8l	53 161	846 646	1 454 642	8 518 781
8544422000	Fitted with connectors for telecom -munication voltage > 80 v & <=	39 944	387 018	684 623	4 989 383
8544423000	Battery cables for voltage <= 1000 v	2 458	9 128	119 796	303 084
8544429000	Oth fitted with connector, for voltage <= 1000 volts	490 442	3 805 003	6 309 910	44 756 154
8544491100	Telephone,telegraph,radio relay cable submarine, not for communi	1 554	90 283	20 936	1 358 364
8544491900	Other fitted with connectors not for tel munication, voltage <= 80 v	125 226	945 640	1 150 351	9 949 050
8544492100	Shielded wire for mnfact.of auto-wiring harnesses, not for commur	611 829	4 548 093	6 925 962	52 387 555
8544492900	Oth fitted with connectors, <= 80 v, not for used for telecommunic	152 503	1 786 499	1 513 516	14 463 753

**I.3. IMPOR MENURUT KOMODITI / IMPORT BY HS COMMODITY**  
**\*\*\* AGUSTUS/AUGUST 2011 \*\*\***

HS	Uraian Komoditi Commodity Description	Berat Bersih / Net Weight (Kg)		Nilai / Value C.I.F (US\$)	
		Bulan ini Current Month	Kumulatif Cum.Jan. to date	Bulan ini Current Month	Kumulatif Cum.Jan. to date
8544493100	Telephone,telegraph,radio relay cable submarine, for communic., >	0	872	0	27 510
8544493900	Oth fitted with connectors for telecom munication, voltage > 80 v &	273 565	1 433 141	1 255 782	8 299 385
8544494000	Other fitted with connectors, > 80 v & <= 1000 v of a kind not used	173 213	1 525 338	1 654 769	13 981 988
8544601000	Other electric conductors, volt > 1 kv and <= 36 kv	169 946	1 021 179	1 644 554	10 467 037
8544602100	Plastic insulated elec.cable having cross sec<=400mm for 36kv<volt	29 968	79 730	38 179	296 971
8544602900	Plastic insulated elec.cable having cross sec>400mm for 36kv<volt<	391 112	2 485 702	2 963 198	15 756 743
8544603000	Other electric conductors, for a voltage > 66 kv	435	172 417	11 993	1 927 653
8544701000	Optical fibre cables teleph,telegraph, radio relay cables,submarine	12 212	750 415	315 213	7 317 688
8544709000	Other optical fibre cables	197 846	1 605 219	2 725 189	18 751 012
8545110000	Electroda of a kind used for furnaces	1 288 489	8 518 632	5 352 334	32 576 226
8545190000	Electroda of a kind used not for furnace	239 691	1 519 427	2 840 480	13 002 245
8545200000	Carbon brushes for electrical purpose	51 588	374 077	884 768	6 997 703
8545900010	Battery carbons	139 919	1 422 627	445 681	4 540 117
8545900090	Lamp carbon, oth articles of graphite/ oth carbon, with/without me	41 258	146 407	2 070 808	4 689 500
8546100000	Electrical insulators of any material of glass	278 576	1 960 584	1 016 646	7 198 269
8546200010	Ceramic bushing for tranformator	56 252	745 850	242 871	3 434 064
8546200090	Oth elect insulators of any material of ceramics	1 195 722	7 285 658	1 176 163	7 568 502
8546900000	Oth elect insulators not of glass and of ceramics	613 265	2 937 640	1 715 507	9 976 168
8547100000	Insulating fitting of ceramics	80 497	469 984	259 188	5 940 904
8547200000	Insulating fitting of plastics	103 657	1 171 295	2 158 024	21 734 351
8547901000	Elect conduit, joints therefor, of base metal lined with insulating m:	30 294	204 621	229 443	1 627 582
8547909000	Oth insulating fittings for elect mach, appliances/equipment, being	449 413	2 569 068	4 068 467	22 755 795
8548101100	Lead acid scrap of primary cells/battery /elect accumulators used ir	0	3	0	5
8548101900	Other lead acid scrap storage batteries, drain/undrained	12	18	518	3 368
8548109000	Other waste, scrap of primary cells, primary	372	437	102 889	109 662
8548901000	Image sensors contact type copmrising a photo-conductive sensor	17 065	168 985	1 443 722	11 009 813
8548902000	Printed circuit assemblies incl such assemblies for external connect	61 171	385 938	10 956 871	50 201 806
8548909000	Other electrical parts of mach and app , nes	13 778	560 718	452 177	11 669 569
8601200000	Rail locomotives powered by electric accumulators	0	7 856	0	53 922
8602100000	Diesel-electric locomotives	5	325 430	201	9 825 997
8602900000	Locomotive tenders	28 318	40 292	73 432	130 393
8603100000	Self-propelled railway, tramway coach,van truck powered from ext.	1 183 800	2 450 840	2 124 030	4 214 210
8603900000	Self-propelled railway, tramway coach,van truck not power from ex	0	6 472	0	10 968
8604000000	Railway/tramway maintenance/service vehicles, whether/not self-p	171 457	570 995	123 452	2 076 398
8605000000	Railway/tramway passenger coach,not self propelled,luggage van,p	0	7	0	274
8606100000	Tank wagons and the like	0	758	0	1 859
8606300000	Self-discharging vans,wagons, oth than those of subheading 8606.1	0	640	0	1 478
8606990000	Railway/tramway goods vans&wagon not self prope open,removat	65	14 712	4 696	27 351
8607110000	Driving bogies and bissel-bogies	0	107 944	0	422 569
8607120000	Other bogies and bissel-bogies	40 515	230 725	375 378	2 014 415
8607190000	Oth, including parts axles & wheels	1 074 477	2 618 093	3 307 925	17 583 142
8607210000	Air brakes and parts thereof	1 886	11 458	209 709	581 592
8607290000	Brakes and parts thereof other than air brakes	421	155 658	1 301	565 181
8607300000	Hooks & oth coupling devices, buffers, and parts thereof	23 264	121 953	593 804	1 335 454
8607910000	Other parts of locomotives	1 456	8 542	112 248	617 488
8607990000	Other part of trolling stone	28 773	98 865	3 495 956	7 192 951
8608002000	Electromechanic equip of railway/tramway track fixtures,fiiting, me	1 403	20 282	194 974	4 245 939
8608009000	Non-electromech equip of railway/tramway track fixtures,fiiting, m	171	20 194	1 166	395 219
8609001000	Containers of metal design & equip for carriage by one/more mode	176 971	1 062 630	1 129 035	6 136 849
8609009000	Other containers design & equip for carriage by one/more modes c	39 928	649 368	365 214	3 401 053
8701101100	Pedestrian controlled tractors, power <=22.5 kw for agricultural us	0	16 221	0	27 014
8701101900	Pedestrian controlled tractors, power <=22.5 kw oth than for agric	0	957	0	13 880
8701102100	Pedestrian controlled tractors, power > 22.5 kw for agricultural use	0	35 828	0	735 067
8701102900	Pedestrian controlled tractors, power > 22.5 kw oth than for agricu	0	82 815	0	399 255
8701201000	Road tractors for semi-trailers, ckd	0	23 429	0	26 809
8701209000	Road tractors for semi-trailers, not ckd	533 151	7 554 329	2 529 002	52 398 283
8701301000	Track-laying tractors of a cylinder cap <= 1100 cc	73 590	177 395	1 135 420	1 656 426
8701302000	Track-laying tractors of a cylinder cap > 1100 cc	21 877	98 398	240 088	897 864
8701901100	Agriculture tractors of a cylinder cap <= 1100 cc	68 589	834 347	452 335	5 520 352
8701901900	Agriculture tractors of a cylinder cap <= 1100 cc	625 448	3 627 194	4 738 080	24 159 163
8701909100	Other tractors of a cylinder capacity <= 1100 cc	0	29 069	0	64 539
8701909900	Other tractors of a cylinder capacity > 1100 cc	5 000	755 737	20 745	5 753 596
8702101100	Motor vehicles for the transport >=10 p, a gross vehicle weight < 6	10 880	10 880	65 980	65 980
8702101200	Motor vehicles for the transport >=10 p, vehicle weight >=6t & < 1t	75 789	187 628	803 720	1 822 918
8702101300	Motor vehicles for the transport >=10 p, vhcl weight >= 18 t & < 24	65 750	65 750	566 661	566 661
8702102100	Motor vehicles for the transport >=10 p, vehicle weight < 6 t, not ck	35 200	1 079 542	567 421	10 757 956
8702102200	Motor vehicles for the transport >=10 p, vhcl weight >=6t & <18t, n	0	19 790	0	41 003
8702909920	Other motor vehicle, non diesel,>= 10 p vhcl weight >= 5 tons & < 2	5 410	5 410	64 680	64 680
8702909990	Other motor vehicle, non diesel,>= 10 p vhcl weight > 24 t, not ckd	2 704	2 704	69 847	69 847
8703101000	Golf cars, including golf buggies	21 440	211 468	50 558	270 796
8703109000	Vehicles specially designed for travel on snow and similar vehicles	0	339	0	30 782
8703211000	Go-karts, cylinder capacity <= 1,000 cc internal combust recipro pis	0	2 673	0	6 860
8703212110	Sedan/station wagons, <= 1,000 cc, ckd internal combust recipro pi	693	693	27 626	27 626
8703212910	Sedan/station wagons, <=1,000 cc,not ckd internal combust reciprc	0	990	0	12 147
8703212990	Other motor cars, <= 1,000 cc, not ckd internal combust recipro pis	54 151	3 013 213	436 828	23 221 138



**I.3. IMPOR MENURUT KOMODITI / IMPORT BY HS COMMODITY**  
**\*\*\* AGUSTUS/AUGUST 2011 \*\*\***

HS	Uraian Komoditi Commodity Description	Berat Bersih / Net Weight (Kg)		Nilai / Value C.I.F (US\$)	
		Bulan ini Current Month	Kumulatif Cum.Jan. to date	Bulan ini Current Month	Kumulatif Cum.Jan. to date
8703213000	Other vehicles, <= 1,000 cc, ckd internal combust recipro piston eng	0	19 979	0	87 838
8703219000	Other vehicles, <= 1,000 cc, not ckd internal combust recipro pisto	1 020	21 075	47 669	139 491
8703221110	Sedan/station wagons, 1,000-1500 cc,ckd internal combust recipro	0	1 074	0	12 291
8703221190	Other motor cars, 1,000-1500 cc, ckd internal combust recipro pist	112 352	1 808 677	542 488	8 876 911
8703221910	Sedan/station wagon,1,000-1500cc,not ckd internal combust recipri	1 259 530	10 853 260	12 975 347	111 849 394
8703221990	Oth motor cars, 1,000-1500 cc, not ckd internal combust recipro pi:	4 183 813	30 035 289	39 919 889	285 039 965
8703229000	Other vehicles, 1,000-1500 cc, not ckd internal combust recipro pis	0	1 812	0	12 293
8703231000	Ambulances, 1500-3000 cc intern combust reciprocating piston eng	0	24 608	0	106 544
8703234190	Other motor cars, 1500-1800 cc, ckd internal combust recipro pisto	1 168 754	4 142 186	12 972 197	46 876 738
8703234290	Other motor cars, 1800-2000 cc, ckd internal combust recipro pisto	171 092	1 593 057	1 330 691	11 762 428
8703234390	Other motor cars, 2000-2500 cc, ckd internal combust recipro pisto	407 747	1 793 015	4 795 120	14 948 248
8703235110	Sedan/station wagons, 1500-1800 cc, not internal combust recipro	431 409	2 960 603	7 735 392	42 952 840
8703235190	Other motor cars, 1500-1800 cc, not ckd internal combust recipro p	664 460	3 994 918	6 363 050	37 910 915
8703235210	Sedan/station wagons, 1800-2000 cc, not internal combust recipro	52 497	1 624 322	1 122 517	31 413 276
8703235291	Oth motor car,1800-2000 cc, (4x2) system ,not ckd,int combust rec	29 457	284 984	262 005	3 881 634
8703235292	Oth motor car,1800-2000 cc, (4x4) system ,not ckd,int combust rec	29 495	157 318	424 930	2 314 010
8703235310	Sedan/station wagon,2000-2500cc,not ckd internal combust recipri	417 502	4 043 355	6 347 505	63 406 049
8703235391	Oth motor car,2000-2500cc, (4x2) system ,not ckd,int combust reci	799 237	6 657 684	11 573 941	92 042 657
8703235392	Oth motor car,2000-2500cc, (4x4) system ,not ckd,int combust reci	10 533	81 000	109 441	851 963
8703235410	Sedan/station wagon,2500-3000cc,not ckd internal combust recipri	75 250	634 297	1 569 884	13 686 460
8703235491	Oth motor car,2500-3000cc, (4x2) system ,not ckd,int combust reci	143 901	998 345	2 106 728	12 272 895
8703235492	Oth motor car,2500-3000cc, (4x4) system ,not ckd,int combust reci	159 203	750 444	2 911 323	12 488 153
8703239420	Oth vehicle, 2500-3000 cc, (4x4) system, not ckd,int combust recipr	3 474	80 903	64 082	1 389 502
8703241000	Ambulances, cylinder capacity > 3000 cc internal combust recipro p	0	12 394	0	20 268
8703245010	Sedan/station wagons, > 3000 cc,not ckd internal combust recipro	115 197	941 274	4 957 685	32 864 941
8703245091	Oth motor cars, > 3000 cc, (4x2) system ,not ckd,int combust recipr	325 107	499 225	5 943 555	9 099 296
8703245092	Oth motor cars, > 3000 cc, (4x4) system ,not ckd,int combust recipr	606 347	2 979 630	8 824 332	45 961 050
8703249000	Other vehicle, > 3000 cc, not ckd internal combust recipro piston er	1 970	27 945	19 200	955 425
8703324910	Sedan/station wagon, 2000-2500 cc, ckd diesel	0	3 988	0	87 211
8703324990	Other motor cars, 2000-2500 cc, ckd, diesel	499 182	2 608 418	3 587 885	18 597 129
8703325100	Sedan/station wagon,1500-2000cc,not ckd, diesel	262 506	2 399 050	3 071 992	26 264 359
8703325900	Other motor cars, 1500-2000 cc, not ckd, diesel	1 324 710	18 613 210	15 723 216	214 893 851
8703329100	Other vehicles, 1500-2000 cc, not ckd, diesel	2 416	46 832	35 454	679 277
8703329900	Other vehicles, 2000-2500 cc, not ckd, diesel	156 851	1 447 346	1 386 795	13 085 778
8703335100	Other motor cars, 2500-3000 cc, not ckd, diesel	6 991	118 366	108 527	2 101 338
8703335200	Other motor cars, > 3000 cc, not ckd, diesel	33 910	355 537	622 827	5 861 712
8703339000	Other vehicles, > 2500 cc, not ckd, diesel	0	7 665	0	108 300
8703906000	Other vehicles, ckd	0	313	0	6 806
8703909000	Other vehicles, not ckd	0	2 550	0	6 130
8704101100	Damper designed for off highway,<= 24 t, ckd	0	7	0	5
8704101200	Damper designed for off highway, <=24 t not ckd	20 464	264 399	188 935	2 773 923
8704102100	Damper designed for off highway, >24 t, ckd	424 541	3 808 932	3 401 385	45 799 179
8704102200	Damper designed for off highway, > 24 t not ckd	15 538 372	79 728 288	189 999 691	911 931 712
8704211100	Refrigerated vans, <= 5 t, ckd, diesel	0	142	0	4 391
8704211900	Other vans, <= 5 t, ckd, diesel	0	61 633	0	825 514
8704212200	Refuse collection vehicles have a refuse compres device, <= 5 t, not	0	44 844	0	364 710
8704212900	Other vans, <= 5 t, not ckd, diesel	3 425 532	24 901 253	32 068 171	230 832 332
8704221900	Other vans, 5-6 t, ckd, diesel	2 220	2 154 625	35 000	29 357 985
8704222900	Other vans, 5-6 t, not ckd, diesel	0	4 639	0	59 310
8704222911	Other vans, 6-10 t, ckd, diesel	0	322 229	0	1 557 343
8704222919	Other vans, 6-10 t, not ckd, diesel	2 700	41 008	5 250	296 382
8704223900	Other vans, 10-20 t, ckd, diesel	0	5 622	0	50 984
8704224100	Refrigerated vans, 10-20 t, not ckd, diesel	0	9 770	0	17 729
8704224900	Other vans, 10-20 t, not ckd, diesel	0	475 999	0	2 193 914
8704231100	Refrigerated vans, 20-24 t, ckd, diesel	0	202 620	0	217 801
8704232200	Refuse collection vhcls having a refuse compres device, 20-24 t, no	0	43 608	0	846 284
8704232900	Other vans, 20-24 t, not ckd, diesel	0	160 407	0	596 507
8704233900	Other vans, > 24 t, ckd, diesel	292 474	1 262 777	2 839 805	12 114 151
8704234100	Refrigerated vans, > 24 t, not ckd, diesel	9 691	40 345	18 149	68 621
8704234300	Tanker vehicles, > 24 t, not ckd, diesel	0	192 992	0	329 196
8704234900	Other vans, > 24 t, not ckd, diesel	3 496 881	17 189 433	27 038 782	113 502 550
8704312900	Other vans, <= 5 t, not ckd, internal combustion piston engine	520 383	4 997 787	3 916 571	34 650 511
8704328100	Refrigerated vans, > 24 t, not ckd, internal combustion piston engir	0	32 949	0	55 856
8704328900	Other vans, > 24 t, not ckd, internal combustion piston engine	0	13 400	0	154 229
8704909000	Motor vehicles for the transport of good , not ckd	0	3 515	0	155 075
8705100000	Crane lorries	294 678	1 459 723	866 960	8 147 398
8705200000	Mobile drilling derricks	0	1 119 045	0	25 702 067
8705300000	Fire fighting vehicles	17 510	189 996	7 774	3 282 549
8705400000	Concrete-mixer lorries	863 868	3 369 145	3 485 979	11 596 815
8705905000	Street clean vhl, incl cesspit emptier mobile clinic;spray lorries of a	0	26 691	0	238 679
8705909000	Other special purpose motor vehicles	103 343	1 084 567	556 885	9 191 192
8706001100	Chasis fitted with engines for agri. tractors of subhd 8701.10/8701.	0	262 828	0	5 406 154
8706001900	Oth chasis fitted with engines for vhcls of heading 8701	0	2 995	0	34 386
8706002000	Chasis fitted with engines for vehicles of heading 8702	74 800	346 660	118 100	1 149 726
8706003000	Chasis fitted with engines for vehicles of heading 8703	640	640	6 618	6 618

**I.3. IMPOR MENURUT KOMODITI / IMPORT BY HS COMMODITY**  
**\*\*\* AGUSTUS/AUGUST 2011 \*\*\***

HS	Uraian Komoditi Commodity Description	Berat Bersih / Net Weight (Kg)		Nilai / Value C.I.F (US\$)	
		Bulan ini Current Month	Kumulatif Cum.Jan. to date	Bulan ini Current Month	Kumulatif Cum.Jan. to date
8706004000	Chasis fitted with engines for vehicles of heading 8704	0	113 866	0	2 324 164
8706005000	Chasis fitted with engines for vehicles of heading 8705	518	518	12 047	12 047
8707100000	Bodies for the vehicles of heading 8703	135 838	1 971 385	854 924	9 302 336
8707901000	Bodies for the vehicles of heading 8701	28	3 440	1 125	29 638
8707903000	Bodies for the vehicles of heading 8705	1 000	2 490	10 170	46 084
8707909000	Bodies for the vehicles of heading 8702, 8704	86 360	498 112	985 429	6 022 611
8708101000	Bumper & parts for vehicles heading 8701	1 390	60 108	5 606	188 903
8708109000	Bumper & parts for vehicles heading 8702 ;8703;8704; 8705	203 065	1 227 327	2 265 812	12 655 756
8708211000	Safety seat belt for vehicles 8701	13	654	121	22 656
8708219000	Safety seat belt for vehicles 8702; 8703 ; 8704; 8705	128 316	868 646	1 645 618	8 682 079
8708291100	Component of door trim assembly for hd 8701	1 036	9 464	29 029	229 596
8708291200	Component of door trim assembly for hd 8703	96 844	753 708	1 324 728	11 262 455
8708291300	Component of door trim assembly for hd 8705/subheading 8704.11	33 165	322 983	353 074	2 790 917
8708291900	Component of door trim assembly for hd 8702 & 8704 (exlcuding 8	70 041	583 735	648 740	5 307 441
8708292000	Parts of safety seat belts of heading 8701-8705	104 428	953 072	861 942	7 695 718
8708299100	Oth part, access of bodies for agricul. tractors of subhead 8701.10/	409	19 067	4 274	106 448
8708299200	Oth part, access of bodies for agricul. vehicles of heading 8701	20	2 120	837	42 475
8708299300	Oth part, access of bodies for agricul. of heading 8703	1 439 766	14 202 541	11 998 043	92 149 123
8708299900	Oth part, access of bodies for agricul. of heading 8702; 8704; 8705	432 510	3 409 407	5 549 842	35 744 793
8708301000	Brakes,servo-brakes; parts thereof for vehicles of heading 87.01	23 420	121 575	185 887	1 738 990
8708302000	Brakes,servo-brakes; parts thereof for vehicles of heading 87.03	362 220	2 587 660	5 936 884	37 610 358
8708309000	Brakes,servo-brakes; parts thereof for vehicles of heading 8702; 87	490 050	3 485 034	4 745 322	28 513 690
8708401100	Gear boxes, unassembled for vehicles of heading 87.03	360 222	3 113 616	8 386 566	66 036 884
8708401200	Gear boxes, unassembled for vehicles of subheading 8704.10/head	1 691	14 886	19 726	380 748
8708401900	Gear boxes, unassembled for vehicles of head 8701-8702 & 8704 (e	422 855	2 076 786	4 616 618	25 406 318
8708402100	Gear boxes, assembled for agri tractors of subheading 8701.10/87C	2	1 023	64	20 426
8708402200	Gear boxes, assembled for oth vehicle of heading 87.01	448	6 345	6 714	193 664
8708402300	Gear boxes, assembled for vehicle of hd 87.03	228 919	2 192 699	3 711 153	37 180 867
8708402400	Gear boxes, assembled for vehicle of subheading 8704.10/heading	14 548	238 992	325 139	3 804 088
8708402900	Gear boxes, assembled for vehicles of heading 8702 & 8704 (exlcuc	24 417	218 859	766 140	3 657 352
8708409000	Parts of gear boxes	151 669	1 389 930	1 618 490	8 725 888
8708501100	Drive-axes with differential, unassabl for vehicles of heading 87.03	1 095 415	7 450 740	8 074 228	54 829 959
8708501200	Drive-axes with differential, unassabl for vhcl of subhead 8704.10/	8 242	78 897	40 477	690 464
8708501900	Drive-axes with differential, unassabl for vhcl hd 8701-8702&8704	126 484	1 012 098	550 274	4 585 667
8708502100	Drive-axes with differential, assabed for agri tractor of subhd 870	0	2 073	0	8 322
8708502200	Drive-axes with differential, assabed for other vehicles of heading	16 843	268 941	393 974	5 577 272
8708502300	Drive-axes with differential, assabed for vehicles of heading 87.03	793 575	5 451 580	6 865 800	43 537 356
8708502400	Drive-axes with differential, assabed for vhcl of subhd 8704.10/hd	94 119	673 580	1 169 227	9 192 074
8708502900	Drive-axes with differential, assabed for vhcl of hd 8702,8704 (exl	364 721	3 326 475	3 631 078	32 433 172
8708509000	Parts of drive-axes with differential, non-driving, axles	212 260	1 284 382	1 237 381	8 383 231
8708701100	Wheel centre discs and caps for agri tractors of subheading 8701.11	1 698	27 727	13 742	190 408
8708701200	Wheel centre disc & cap for oth vehicle of heading 87.01	3 332	65 914	30 762	420 433
8708701300	Wheel centre disc & cap for oth vehicle of heading 87.03	325 896	2 201 842	1 169 799	10 836 344
8708701400	Wheel centre disc & cap for oth vehicle of subheading 8704.10/hea	111 290	1 517 930	330 631	3 332 794
8708701900	Wheel centre disc & cap for oth vehicle of heading 8702 & 8704 (e)	1 011 245	6 858 897	1 823 322	13 969 493
8708709100	Other road wheel for agri tractors of subheading 8701.10/8701.90	399	11 011	11 464	151 603
8708709200	Other road wheel for oth vehicles of hd 87.01	0	600	0	11 329
8708709300	Other road wheel for vehicles of head 87.03	97 710	956 620	688 989	5 699 828
8708709400	Other road wheel for vehicles of subhd 8704.10/heading 87.05	6 044	70 305	6 009	529 658
8708709900	Other road wheel for vehicles of head 8702 & 8704 (exlcuding 8704	267 748	4 421 086	501 554	7 528 440
8708801100	Suspension systems for agri tractors of subheading 8701.10/8701.5	605	5 769	21 263	143 032
8708801200	Suspension systems for oth vehicles of heading 87.01	501	8 224	7 142	189 589
8708801300	Suspension systems for vehicles of head 87.03	57 408	599 813	525 047	3 738 411
8708801400	Suspension systems for vehicle of sebhd 8704.10/heading 87.05	15 593	165 487	272 297	2 074 331
8708801900	Suspension systems for vehicle of sebhd 8702 & 8704 (exlcuding 87	111 733	1 160 941	375 226	4 368 008
8708809000	Parts of suspension systems (incl shock -absorbers)	409 067	2 843 305	5 225 807	35 502 696
8708911100	Radiators systems for agri tractors of subheading 8701.10/8701.90	122	7 221	9 800	32 659
8708911200	Radiators for other vehicles of heading 87.01	40	13 167	528	203 231
8708911300	Radiators for vehicles of heading 87.03	29 498	486 143	254 072	3 076 647
8708911400	Radiators for vehicles of subhd 8704.10 or heading 87.05	13 363	157 218	292 899	2 578 331
8708911900	Radiators for vehicles of heading 87.02, 8704 (exlcuding 8704.10)	83 700	715 695	968 373	7 430 273
8708919000	Parts of radiator	230 110	1 450 169	2 837 169	18 721 562
8708921000	Silencers (mufflers),exhaust pipe; parts for vehicles of heading 87.0	3 361	8 318	84 810	164 643
8708922000	Silencers (mufflers),exhaust pipe; parts for vehicles of heading 87.0	465 715	3 468 645	5 690 651	41 143 165
8708923000	Silencers (mufflers),exhaust pipe; parts for vhcl of subhd 8704.10/h	1 554	26 659	30 564	543 755
8708929000	Silencers (mufflers),exhaust pipe; parts for hd 8702,8704 (e)	80 646	706 336	908 239	7 102 996
8708931000	Clutches and parts thereof for agri tractors of subhd 8701.10/8701.	938	6 340	17 958	91 270
8708932000	Clutches, parts thereof for oth vehicle of heading 87.01	164	4 976	4 314	47 002
8708933000	Clutches, parts thereof for oth vehicle of heading 87.03	397 440	2 736 174	5 338 603	36 971 714
8708934000	Clutches, parts thereof for vehicles of subheading 8704.10/heading	9 067	75 841	192 224	1 872 594
8708939000	Clutches, parts thereof for vehicles of heading 8702 & 8704 (exclud	366 594	2 293 558	1 807 973	12 697 165
8708941000	Steering wheels with airbag assemblies	21 060	83 686	327 556	1 026 582
8708949100	Oth steering wheels, columns,boxes for agri. tractors of subhd 870	2 095	7 840	21 597	54 341
8708949200	Oth steering wheels, columns,boxes for other vehicles of heading 8	1 444	14 363	33 014	361 794
8708949300	Oth steering wheels, columns,boxes for vehicles of subheading 87.1	1 060 166	6 487 431	13 491 373	87 629 083

**I.3. IMPOR MENURUT KOMODITI / IMPORT BY HS COMMODITY**  
**\*\*\* AGUSTUS/AUGUST 2011 \*\*\***

HS	Uraian Komoditi Commodity Description	Berat Bersih / Net Weight (Kg)		Nilai / Value C.I.F (US\$)	
		Bulan ini Current Month	Kumulatif Cum.Jan. to date	Bulan ini Current Month	Kumulatif Cum.Jan. to date
8708949900	Oth steering wheels, columns,boxes for for vehicles of head 8702, {	167 163	1 068 988	2 469 608	15 453 737
8708951000	Safety airbags with inflater system	58 430	381 614	845 019	5 325 017
8708959000	Parts of safety airbags with inflater system	25 349	139 119	914 946	4 927 690
8708991100	Unassembled fuel tank;engine bracket for vehicles of heading 87.0	28 634	180 162	273 004	1 314 995
8708991200	Unassembled fuel tank;engine bracket for vehicles of heading 87.0:	351 751	1 846 347	2 276 265	14 687 558
8708991900	Unassembled fuel tank;engine bracket for vehicles of head 87.02; 8	80 990	446 131	471 813	3 668 569
8708999100	Other parts and accesories for agri tractors of subhd 8701.10/8701	10 367	162 978	169 114	1 993 108
8708999200	Other parts,acces for other vehicles of heading 87.01	20 319	362 411	248 538	3 259 384
8708999300	Other parts,acces for other vehicles of heading 87.03	4 197 144	35 966 497	37 486 816	323 182 483
8708999900	Other parts,acces for other vehicles of heading 87.02, 8704, 8705	3 741 696	30 392 841	31 303 634	245 676 918
8709110000	Electrical vehicles	2 436	86 420	16 055	384 779
8709190000	Non elect work truck,self-propelled,not fitted with lift/handl equip,	84 563	659 748	139 931	4 174 593
8709900000	Part of work trucks,self-propelled, not fitted with lift/handl equip, i	37 165	116 140	165 208	598 009
8710000000	Tanks, other armoured fighting vehicles, motorised, with weapons/	0	38 808	0	3 217 753
8711101100	Motorcycle,incl moped,scooters, recipo int combust piston engine	2 297	47 857	884	192 578
8711101900	Other motorcycles, reciprocating internal piston engine < 50 cc, ckc	0	12	0	153
8711109100	Motorcycle,incl moped,scooters, recipo int combust piston engine	10 124	34 166	28 800	117 564
8711109900	Other motorcycles, recipo int piston engine < 50 cc, not ckd	0	10 931	0	42 579
8711201010	Motocross motorcycles, with recipo int combust pist engine, 50-2!	0	12 656	0	54 043
8711201090	Motocross motorcycles, with recipo int combust pist engine, 50-2!	0	24 808	0	642 633
8711202100	Motorcycles, scooters, with recipo int combust piston engine, 50 -	0	89 541	0	628 095
8711202200	Motorcycles, scooters, with recipo int combust piston engine, 125	0	41 521	0	79 401
8711202300	Motorcycles, scooters, with recipo int combust piston engine, 150	85 718	310 259	1 154 400	2 589 120
8711202400	Motorcycles, scooters, with recipo int combust piston engine, 200	0	4 452	0	191 898
8711203000	Other motorcycles, recipo int piston engine, 50 -250 cc, ckd	0	156 958	0	217 320
8711204100	Motorcycles, scooters, with recipo int combust piston engine, 50-1	235 737	563 163	2 920 157	7 514 096
8711204200	Motorcycles, scooters, with recipo int combust piston engine, 125	257 683	1 494 573	3 465 381	13 305 180
8711204300	Motorcycles, scooters, with recipo int combust piston engine, 150	96 896	1 063 785	626 499	6 490 828
8711204400	Motorcycles, scooters, with recipo int combust piston engine, 200	579 599	3 316 410	9 866 568	52 752 990
8711209000	Other motorcycles, recipo int piston engine, 50 -250 cc, not ckd	0	42 962	0	197 563
8711301010	Motocross motorcycles, with recipo int combust piston engine, 25	0	308	0	9 545
8711301090	Motocross motorcycles, with recipo int combust pist engine, 250-!	0	1 461	0	35 032
8711309000	Other motorcycles, recipo int piston engine, 250 -500 cc, not ckd	0	571	0	12 534
8711401010	Motocross motorcycles, with recipo int combust piston engine, 50	0	1 040	0	2 111
8711401090	Motocross motorcycles, with recipo int combust pist engine, 500-!	437	14 867	9 750	277 510
8711402000	Other motorcycles, recipo int piston engine, 500 -800 cc, ckd	0	120	0	19 537
8711409000	Other motorcycles, recipo int piston engine, 500 -800 cc, not ckd	8 361	84 148	291 627	1 274 684
8711502000	Other motorcycles, recipo int piston engine, > 800 cc, ckd	2 055	26 824	23 940	382 137
8711509000	Other motorcycles, recipo int piston engine, > 800 cc, not ckd	9 481	47 706	423 037	1 114 434
8711905000	Other motorcycles, ckd	0	41 129	0	85 110
8711909000	Other motorcycles, not ckd	781	8 748	19 400	207 281
8712001000	Racing bicycles	84 788	267 585	174 346	835 375
8712002000	Bicycles designed to be ridden by children	1 657 417	12 895 623	1 451 004	11 098 322
8712003000	Other bicycles	2 186 002	13 519 665	1 660 115	12 323 682
8712009000	Other cycles	439 760	9 970 891	491 946	14 969 016
8713100000	Carriages for disabled persons, not mechanically propelled	22 708	230 799	82 626	664 944
8713900000	Carriages for disabled persons, mechanically propelled	94 739	504 567	224 649	1 243 362
8714110000	Saddles of motorcycles (incl. mopeds)	11 214	71 980	7 191	391 842
8714190010	Clutch assembly of motorcycles (incl. mopeds)	94 804	1 059 830	1 312 311	14 756 200
8714190020	Gear assembly of motorcycles (incl. mopeds)	183 777	1 291 280	700 046	5 290 528
8714190030	Spokes/nipples of motorcycles (incl. mopeds)	3 708 067	37 151 442	23 377 742	226 598 210
8714190040	Oth part & acces, for motorcycles of subheading, 8711.10, 8711.20	343 648	1 976 638	241 918	1 390 755
8714190090	Oth part & acces, for motorcycles of subheading, 8711.30, 8711.40	1 438 772	12 640 811	2 570 853	19 604 636
8714201200	Castors of a dia(incl. tyres) 101-250 mm that the wheel width > 30 i	0	45	0	1 233
8714201900	Castors of a dia(incl. tyres) > 250 mm that the wheel width > 30 mm	562	18 235	6 212	63 792
8714209000	Other parts of carriages for disabled persons	4 632	28 384	9 520	72 338
8714911000	Frames & forks for bicycles of subhead 8712.00.20	323 807	1 749 127	534 575	4 103 605
8714919000	Oth parts of forks	294 553	2 217 295	1 667 462	13 135 466
8714921000	Wheel rims and spokes for bicycles of subheading 8712.00.20	134 006	855 149	265 170	2 191 109
8714929000	Other wheel rims and spokes	185 144	1 502 485	828 919	5 459 371
8714931000	Hubs,(exlc coaster brake hub, hub brake, free/sprocket-wheel), bic	38 164	164 748	55 626	465 543
8714939000	Oth hub, (exlc coaster braking hub, hub brake, free/sprocket-wheel	176 297	1 251 742	675 597	5 401 373
8714941000	Brakes,(incl coast brake hub,hub brake) for bicycles of subheading i	87 335	592 191	148 283	1 300 008
8714949000	Oth brakes, (incl coaster braking hubs, hub brakes)	923 983	4 783 849	1 219 405	9 788 128
8714951000	Saddles for bicycles of subhd 8712.00.20	42 944	248 718	68 001	372 266
8714959000	Other saddles	132 266	1 175 372	320 371	2 504 292
8714961000	Pedals and crank-gear,& parts thrf for bicycles of subheading 8712.	83 301	291 144	84 381	286 723
8714969000	Other pedals and crank-gear,& parts thrf	238 633	2 275 367	715 921	5 421 959
8714991000	Parts & accessories of bicycle of subhd 8712.00.20	117 448	542 800	110 190	2 019 427
8714999000	Parts & accessories of vehicle of head 87.11 to 87.13. (exlc. 8712.0!	3 393 960	28 607 289	14 265 468	111 085 004
8715000000	Baby carriages, trailers, semi-trailers, oth vhcl, not mechanically prc	137 575	1 558 565	482 143	3 987 884
8716100000	Trailers & semi-trailers of the caravan type, for housing/camping	23	65	343	787
8716200000	Self-loading/self-unloading trailers & semi-trailers for agricultural p	0	6 827	0	28 239
8716310000	Tanker trailers,tanker semi-trailers for the transport of goods	27 305	195 115	69 000	1 383 391
8716394000	Agricultural trailers and semi-trailers	13 870	415 897	140 227	2 474 690

**I.3. IMPOR MENURUT KOMODITI / IMPORT BY HS COMMODITY**  
**\*\*\* AGUSTUS/AUGUST 2011 \*\*\***

HS	Uraian Komoditi Commodity Description	Berat Bersih / Net Weight (Kg)		Nilai / Value C.I.F (US\$)	
		Bulan ini Current Month	Kumulatif Cum.Jan. to date	Bulan ini Current Month	Kumulatif Cum.Jan. to date
8716399000	Other trailers and semi-trailers for the transport of goods	46 512	506 689	582 826	2 777 391
8716400000	Other trailers and semi-trailers	45 737	2 061 248	198 157	3 638 104
8716801000	Cart,wagon,sack truck,hand trolleys & similar hand-propelled vhc	111 184	356 841	111 177	971 054
8716802000	Wheelbarrows a kind used in factory/ workshops	346 353	1 343 225	205 690	841 836
8716809000	Oth vehicles, not mechanically propelled	142 589	510 169	453 704	1 653 758
8716901100	Wheels for trailers and semi-trailers	279 424	4 105 426	264 829	4 618 742
8716901300	Other parts for goods of subheading 8716.20	46 443	171 619	373 344	635 585
8716901900	Other parts for trailers, semi-trailers	746 304	5 174 459	2 151 757	15 137 778
8716909100	Parts for goods of subhead 8716.80.10 or 8716.80.20	254 422	1 342 235	302 468	2 123 204
8716909900	Other parts for other vehicles	275 554	1 847 423	730 801	4 318 792
8801000000	Balloon,dirigibles,glider, hang gliders and other non-powered aircr	29	1 844	863	18 114
8802110000	Helicopters of an unladen weight <= 2,000 kg	0	6 200	0	12 421 034
8802120000	Helicopters of an unladen weight > 2,000 kg	3 500	28 570	6 126 380	45 859 740
8802201000	Aeroplanes of an unladen weight <= 2,000 kg	2 562	21 662	1 757 298	16 407 952
8802209000	Other aircraft of an unladen weight, <= 2,000 kg	0	148	0	248 976
8802301000	Aeroplane of an unladen weight >2,000 kg and <= 15,000 kg	16 310	98 923	29 598 285	53 108 145
8802401000	Aeroplanes of an unladen weight > 15,000 kg	682 123	2 201 444	205 345 822	1 326 347 590
8803100000	Propellers, rotors, parts thereof of heading 88.01/88.02.	2 899	19 208	361 545	1 071 925
8803200000	Under-carriages, parts thereof heading 88.01/88.02.	125	2 106	7 143	224 714
8803300000	Other parts of aeroplanes/helicopters heading 88.01/88.02.	51 393	3 664 124	28 722 306	357 567 723
8803902000	Parts of balloons, gliders/kites	2 949	3 045	66 500	67 952
8803909000	Other parts of goods of heading 88.01 or 88.02	1 588	23 960	150 442	2 023 004
8804000000	Parachutes (incl dirigible parachutes, paragliders)&rotochutes,part	4 013	61 577	1 068 939	8 535 709
8805100000	Aircraft launching gear, part thereof, deck arrestor/similar gear, pa	6 011	7 056	2 048	14 028
8805210000	Air combat simulators & parts thereof	0	2 632	0	2 729 477
8805291000	Ground flying trainers	2 490	93 300	91 283	17 678 271
8805299000	Parts of ground flying trainers	0	4 281	0	437 970
8901102000	Cruise ships,excursion boats,ferry- boats of gross tonnage>26 but<	29 000	6 291 110	60 000	5 734 639
8901103000	Cruise ships,excursion boats,ferry- boats of gross weight>250 but<	0	7 643 000	0	10 092 081
8901205000	Tankers of gross tonnage > 4000 but <= 5000 ton	8 822 000	43 404 000	13 485 981	51 747 883
8901206000	Tankers of gross tonnage > 5000 ton	65 455 000	145 752 000	29 100 000	114 012 632
8901901100	Other vessels, not motorised of gross tonnage <= 26 ton	0	88 367	0	350 000
8901901200	Other vessels, not motorised of gross tonnage > 26 but <= 250 ton	0	1 243 980	0	5 193 492
8901901400	Other vessels, not motorised of gross tonnage > 500 ton	4 202 000	49 499 727	1 472 500	129 033 891
8901902100	Other vessels, motorised of gross tonnage <= 26 ton	0	4 287	0	133 955
8901902200	Other vessels, motorised of gross tonnage > 26 but <= 250 ton	193 000	3 527 289	71 253	26 578 221
8901902300	Other vessels, motorised of gross tonnage > 250 but <= 500 ton	0	5 665 930	0	11 561 876
8901902400	Other vessels, motorised of gross tonnage > 500 but <= 4000 ton	16 063 560	70 920 021	26 822 822	140 305 095
8901902500	Other vessels, motorised of gross tonnage > 4000 but <= 5000 ton	9 115 000	26 477 000	4 859 817	27 283 698
8901902600	Other vessels, motorised of gross tonnage > 5000 ton	29 139 000	159 930 013	36 739 322	162 088 213
8902001100	Fishing vessels of gross tonnage <= 26 ton	0	20 663	0	31 759
8902001400	Fishing vessels of gross tonnage > 100 but <= 250 ton	287 000	1 161 830	276 375	972 186
8902001500	Fishing vessels of gross tonnage > 250 but <= 4000 ton	0	587 740	0	369 337
8902009500	Factory ships&oth vessels for proc/ preserv fish.of 250<gro ton<=41	0	953 000	0	146 152
8903100000	Yachts&oth vessels for pleasure/sports rowing boats&canoes, infla	2 147	5 529	21 124	55 584
8903910000	Sailboats, with/without auxiliary motor, not inflatable	0	58 028	0	418 268
8903920000	Motorboats, other than outboard motor, not inflatable	3 169	92 976	39 255	1 684 457
8903990000	Other vessels for pleasure/sports; canoes, not inflatable	146 306	229 838	6 347 077	7 910 551
8904001100	Tugs of gross tonnage <= 26 ton	0	190 000	0	1 281 661
8904001900	Tugs of gro tonnage >26 ton, of a power <= 4000 hp	3 455 930	16 825 366	9 376 241	102 852 204
8904002100	Tugs of gro tonnage <26 ton, of a power <= 4000 hp	0	413 000	0	4 799 450
8904002900	Tugs of gro tonnage >26 ton, of a power > 4000 hp	604 000	3 456 504	1 477 827	26 511 783
8905100000	Dredgers	458 231	18 046 121	3 685 596	40 929 279
8905200000	Floating/submersible drilling/ production platforms	107 521	181 321	213 062	655 315
8905901000	Floating docks of a gro ton > 100 tons	0	2 378 460	0	4 905 233
8905909000	Oth vessels w/navigation of which is subsidiary to their main funct	587 644	34 257 035	406 781	140 065 052
8906901000	Lifeboats oth than rowing boats, oth vessels of displacement <= 30	30 232	132 033	209 268	14 415 783
8906909000	Lifeboats oth than rowing boats, oth vessels of displacement > 30 t	9 105	1 514 268	42 741	11 627 248
8907100000	Floating structures, inflatable rafts	32 251	259 896	99 376	2 604 808
8907901000	Buoys	10 224	188 791	59 055	1 277 642
8907909000	Other floating structures	123 738	1 822 366	585 768	11 926 119
8908000000	Articles of headings 89.01-89.06 imported for breaking up	65 735	68 478	171 542	192 981
9001101000	Optical fibres,optical fibre bundles& cables for telecom.&oth electr	63 161	6 568 035	2 107 863	12 311 777
9001109000	Optical fibres, optical fibre bundles&cables for other purpose	29 382	157 707	206 423	2 259 932
9001200000	Sheets&plates of polarising material	33	27 033	119	95 774
9001300000	Contact lenses	76 822	546 849	5 975 556	45 233 641
9001400000	Spectacle lenses of glass	3	9 385	24	84 304
9001500000	Spectacle lenses of other materials	10 699	56 674	369 358	3 060 556
9001901000	Lenses & optic elements for photograp or cinematographic camera	5 299	73 317	1 188 051	9 747 891
9001909010	Lenses & prisms for lighthouses/beacons	840	1 099	7 358	30 312
9001909090	Oth elements of glass not optically worked	14 433	85 681	2 203 324	15 377 200
9002111000	Objective lenses for cinematographic projector	5	3 273	523	18 725
9002119000	Objective lenses for cameras & other projector	4 470	49 562	207 299	1 587 266
9002190000	Objective lenses for oth instruments & apparatus	4 582	25 185	64 402	664 849
9002201000	Filters for cinematographic projectors	0	38	0	613

**I.3. IMPOR MENURUT KOMODITI / IMPORT BY HS COMMODITY**  
**\*\*\* AGUSTUS/AUGUST 2011 \*\*\***

HS	Uraian Komoditi Commodity Description	Berat Bersih / Net Weight (Kg)		Nilai / Value C.I.F (US\$)	
		Bulan ini Current Month	Kumulatif Cum.Jan. to date	Bulan ini Current Month	Kumulatif Cum.Jan. to date
9002202000	Filters for cinematographic cameras, photographic cameras & oth	2 216	21 372	6 374	265 382
9002203000	Filters for telescopes/microscopes	9	2 119	381	144 473
9002209000	Filters for oth instruments&apparatus	17 945	173 954	170 388	786 733
9002901000	Lenses&prisms for lighthouses/beacons	0	1 290	0	6 227
9002902000	Lenses&prisms for cinematographic projectors	0	1	0	325
9002903000	Lenses&prisms for cinematographic cam. photographic cameras&o	667	2 826	53 353	180 641
9002904000	Lenses&prisms for medical&surgical instruments	0	52	0	640
9002909000	Lenses&prisms for oth instruments	7 708	35 168	250 134	2 380 223
9003110000	Frames&mountings for spectacles, goggles of plastics	1 480	12 933	31 309	261 248
9003190000	Frames&mountings for spectacles, goggles of other materials	19 520	119 728	274 791	1 664 870
9003900000	Parts of frames&mountings for spectacles, goggles&the like	18 831	82 455	128 335	1 924 101
9004100000	Sunglasses	71 742	550 322	863 774	6 091 434
9004901000	Corrective spectacles	54 084	335 577	419 692	2 791 783
9004902000	Corrective goggles	84	1 216	399	6 470
9004905000	Protective goggles	1 296	8 201	7 014	75 649
9004909000	Other spectacles & goggles	180 949	1 010 407	744 810	5 205 171
9005100000	Binoculars	5 465	42 843	42 584	2 179 515
9005801000	Astronomical instrumens, excluding instruments for radio-astronor	10 846	13 927	51 727	67 321
9005809000	Monoculars & oth optical telescopes	11 401	51 111	29 891	6 229 777
9005901000	Parts&accessories (incl mountings) for astron.cal instr.ex.instrum.f	0	67	0	801
9005909000	Parts&accessories (include mountings) for oth optical telescopes	255	4 738	4 981	1 987 637
9006101000	Laser photo plotters	0	5 838	0	39 652
9006109000	Oth cameras of a kind used for preparing printing plates/cylinders	0	402	0	154 168
9006300000	Cameras specially design for under water use for aerial survey, met	77	722	59 886	1 001 901
9006400000	Instant print cameras	615	6 266	75 426	102 781
9006510000	Oth cameras with a sir, for roll film of a width <= 35 mm	4	275	47	3 687
9006520090	Other cameras for roll film of a width > 35 mm	69 696	240 694	296 388	2 150 064
9006530010	Cameras of a kind used for rec. doc on microfilm, microfiche	0	3	0	442
9006530090	Cameras of oth. a kind used for rec. doc on microfilm, microfiche	1	13	554	1 244
9006591000	Lasers photo plotters/imagesetters with raster image processor	0	2 860	0	290 156
9006599010	Camr. of a kind used for recording doc. on mic.film, microfiche/oth	0	15	0	254
9006599090	Other camera for recording document on mic.film, microfiche/oth	1 941	4 274	3 000	90 806
9006610000	Discharge lamp ("electronic") flashlight	957	9 562	3 517	37 320
9006690000	Oth photographic flashlight apparatus & flashbulbs	16 106	26 606	46 314	115 756
9006911000	Parts & accessories for laser photo plotters of subhd 9006.10.10	0	56	0	1 912
9006913000	Parts & accessories for cameras of subhead. 9006.40.00 to 9006.53	10 109	99 138	29 782	466 449
9006919000	Other parts & accessories for cameras	1 255	25 808	20 936	152 167
9006991000	Parts & accessories for photographic flash-light apparatus	394	16 892	456 457	3 390 539
9006999000	Parts & accessories not for photograp flash-light apparatus	246	13 361	14 050	948 803
9007110000	Cinematographic cameras for film of width <16 mm/for double-8 m	0	20	0	1 027
9007190000	Other cinematographic cameras	1 781	22 422	29 348	246 464
9007201000	Projectors for film of <16 mm in width	0	7 367	0	27 159
9007209000	Oth projectors whether/not incorp. sound recording/reproducing a	5 095	29 079	1 190 000	5 186 464
9007910000	Parts and accessories for cameras	6 125	79 109	127 885	1 107 239
9007920000	Parts and accessories for projectors	6 323	53 063	745 006	6 355 051
9008100000	Slide projectors, oth than cinematographic	20	120	217	2 749
9008300000	Other image projectors	43 773	461 527	230 888	2 088 565
9008409000	Other photographic enlargers and reducers (other than cinematogr	312	1 400	3 929	24 405
9008901000	Parts and accessories of the goods of subheading 9008.20.00	0	1 021	0	3 000
9008909000	Parts and accessories of other image projectors	90	5 138	1 872	114 170
9010100000	Apparatus and equipment for automatically developing x-ray film	11 130	73 583	111 283	707 056
9010501000	App. for the projec./drawing of circ. patt.on sensit.substrates for m	2 589	8 618	44 911	301 796
9010509000	Oth app&equip for p.grap (including cinematographic); negatoscop	67	516	7 988	71 617
9010600000	Projection screens of 300 inches or more	24 184	684 634	142 179	2 449 776
9010901000	Parts&acc. for projection screens,/ for articels of subheading 9010.	0	2 357	0	8 045
9010903000	Parts&acc.of app for the projection/ drawing of circuit patt. of PCB,	0	16	0	1 023
9010909000	Parts & acc.of oth apparatus&equip for photographics laboratories	71	58 050	1 544	1 520 873
9011100000	Stereoscopic microscopes	1 080	28 514	232 895	1 988 453
9011200000	Other microscopes, for photomicrograp cinephotomicrography/mic	2 328	50 757	101 740	1 148 307
9011800000	Other microscopes	6 681	100 394	157 825	4 094 792
9011900000	Parts and accessories of stereoscopic microscope	262	792	23 247	89 538
9012100000	Microscopes oth than optical microscope diffraction apparatus	567	11 873	4 262	549 324
9012900000	Parts and accessories for microscope	6	567	469	38 081
9013100000	Telescopic sights for fitting to arms periscopes; telescopes design to	131	563	48 647	128 657
9013200000	Lasers, other than laser diodes	1 201	4 448	24 639	255 048
9013801000	Optical error verifications&repair app.for PCB/PWBs&PCAs	0	843	0	46 604
9013802000	Liquid crystal devices	16 857	72 975	891 651	5 757 461
9013809000	Other devices, appliances&instruments of other optical appliances	7 898	100 901	541 650	8 289 023
9013901000	Parts & accessories of goods of subheading 9013.20.00	247	587	43 501	81 723
9013903000	Parts & acc.of goods of sub head. 9013.10.00/9013.80.00	0	994	0	20 741
9013904000	Parts&acc.of optic error verification& repair app for PCB/PWBs&PC	0	2	0	108
9013909000	Parts&accessories of other goods of subheading 90.13	302	30 469	31 381	1 447 232
9014100000	Direction finding compasses	23 561	88 015	58 926	334 457
9014200000	Instrum.&appl.for aeronautical/space navigation (other than comp	107	4 465	55 565	2 103 979
9014801000	Navig'nal instrum.&appl.used on ships ,work with an automatic dat	701	24 608	41 796	513 989

**I.3. IMPOR MENURUT KOMODITI / IMPORT BY HS COMMODITY**  
**\*\*\* AGUSTUS/AUGUST 2011 \*\*\***

HS	Uraian Komoditi Commodity Description	Berat Bersih / Net Weight (Kg)		Nilai / Value C.I.F (US\$)	
		Bulan ini Current Month	Kumulatif Cum.Jan. to date	Bulan ini Current Month	Kumulatif Cum.Jan. to date
9014809000	Other navigational instruments&appliances	6 246	44 280	1 162 722	5 529 855
9014901000	Parts&acc.of ships navig'nal instrum work with an automatic data p	635	2 035	41 851	130 820
9014909000	Parts&accessories of oth navigational instruments&appliances	3 838	126 217	34 220	864 616
9015101000	Rangefinders used in photography& cinematography	0	156	0	953
9015109000	Other rangefinders	1 553	37 094	13 129	15 217 327
9015200000	Theodolites and tachymeters (tacheometers)	4 887	53 083	124 514	404 961
9015300000	Levels [measuring higher of ground]	4 818	83 013	28 706	243 919
9015400000	Photogrammetrical surveying instruments & appliances	30 405	33 373	206 046	420 760
9015801000	Radio sonde and radio wind apparatus	0	4 796	0	72 078
9015809000	Other instruments&appliances for surveying	34 802	361 724	6 092 779	27 819 445
9015900000	Parts&accessories of surveying instruments and appliances	133 095	968 873	11 511 240	55 048 009
9016001000	Balances of a sens'vity of 5cg/better, w/without their weights, elec	16 472	115 077	375 466	4 397 670
9016009000	Balances of a sens'vity of 5cg/better, w/without their weights,not e	45 351	270 964	259 164	1 527 400
9017101000	Plotters whether i/o units of hd 84.71 or drawing/drafting of head	191	15 104	19 000	295 482
9017109000	Other drafting tables & machines, whether/not automatic	5 542	130 015	347 444	1 711 640
9017201000	Rulers	28 353	270 295	57 311	581 032
9017203000	App. for the project/drawing of circ. patt.on sens'zed subs's for mfc	521	44 659	26 166	116 131
9017204000	Photo plotters for the manufacture of PCB/PWBs	4	9	972	1 159
9017209000	Other drawing, marking-out/ mathematical calculating instruments	132 007	535 442	265 264	1 390 051
9017300000	Micrometers, callipers and gauges	30 976	337 106	911 389	9 451 999
9017800000	Other instruments micrometers callipers&gauges	526 540	2 449 198	1 261 226	7 183 293
9017902000	Parts&acc.of app.for the project/drwg of circ.patt.on sens.subs'tes	0	1 116	0	148 905
9017903000	Parts&acc.of photo plotters for the manufac. of PCB/PWBs	0	176	0	38 463
9017904000	Parts&acc.incl.PCA of plotters whether i/o units of head 84.71/of h	2	841	2 428	74 549
9017909000	Parts and accessories of other instruments	2 301	33 277	168 677	1 154 717
9018110000	Electro-cardiographs	1 160	16 790	99 160	1 096 079
9018120000	Ultrasonic scanning apparatus	3 079	29 345	486 506	4 643 237
9018130000	Magnetic resonance imaging apparatus	25 033	65 859	859 056	3 945 793
9018140000	Scintigraphic apparatus	4	5 272	2 511	514 894
9018190000	Other electro-diagnostic apparatus	28 254	258 330	2 791 766	19 500 804
9018200000	Ultra-violet/infra-red ray apparatus	10 860	39 521	58 675	263 077
9018311000	Disposable syringes	98 858	746 063	743 998	5 506 719
9018319000	Other syringes, with/without needles	40 533	334 282	416 913	4 770 472
9018320000	Tubular metal needles and needles for sutures	39 263	373 718	417 117	3 857 155
9018391000	Oth. catheters	37 642	289 394	775 282	3 903 426
9018392000	Oth.tubular metal needles and needles for sutures	6 825	122 347	111 596	1 482 604
9018399000	Other instruments and appliances, used in dental science	257 385	3 026 316	2 128 127	22 398 093
9018410000	Dental drill eng.,whether/not comb. on a single bs with oth dental	0	34	0	1 388
9018490000	Oth.dental drill eng.,whether/not comb. on a single bs with oth der	41	21 130	2 000	276 900
9018500000	Other ophthalmic instruments&appliances	2 642	45 155	485 629	2 462 255
9018902000	Intravenous administration set (adult)	33 726	231 092	575 072	3 364 800
9018903000	Electronic instruments and appliances	74 474	194 629	1 123 766	5 156 664
9018909000	Other instruments&appliances in medical	519 280	4 325 893	4 584 837	37 221 631
9019101000	Electr. mechano-therapy appl.massage apparatus	33 425	236 197	187 958	2 245 746
9019109000	Oth. electr. mechano-therapy appl. massage app.	11 960	347 451	63 031	2 032 820
9019200000	Ozone therapy,oxygen therapy, aerosol therapy, artificial respiratic	18 694	206 950	650 754	5 770 333
9020000000	Oth breathing appl.&gas masks, excl. protec.masks having neith. m	27 228	147 281	1 057 993	4 486 183
9021100000	Orthopaedic/fracture appliances	6 418	68 302	43 346	1 089 379
9021210000	Artificial teeth	28	8 698	838	36 347
9021290000	Other artificial teeth	0	1	0	1 633
9021310000	Artificial joints	0	33	0	159
9021390000	Other artificial joints	0	34	0	34 260
9021400000	Hearing aids, excluding parts and accessories	5	3 355	3 104	8 433 678
9021500000	Pacemakers for stimulating heart muscles,excluding parts&accesso	130	1 875	42 863	243 984
9021900000	Oth appl.which are worn/carried/implan in the body,to comp'ate fc	8 809	108 280	584 442	67 839 886
9022120000	Computed tomography apparatus	16 778	84 968	1 664 672	9 466 738
9022130000	Oth. computed tomography apparatus for dental use	282	4 365	29 554	258 006
9022140000	Oth. computed tomography apparatus for medical, surgical/veterir	33 830	146 304	2 909 559	11 053 438
9022191000	X-ray app for the physical inspection of solder joints on PCB/PWB a	4 589	16 464	125 920	1 075 682
9022199000	X-ray apparatus for other uses	5 191	82 389	246 389	3 148 303
9022210000	Alpha,beta/gamma radiations app for medic.surgical,dental/veterir	602	7 633	190 347	244 092
9022290000	Alpha, beta/gamma radiations apparatus for other uses	29	6 151	47 368	659 822
9022300000	X-ray tubes for medical, surgical,/ veterinary uses	1 093	3 126	421 462	954 340
9022901000	Parts&acc.of x-ray app f the physical inspec.of solder joints on PCA:	1 032	4 250	213 226	1 404 622
9022909000	Parts & accessories for other x-ray, alpha,beta/gamma radiations a	777	49 948	106 800	1 747 633
9023000000	Instrum. app.&models,for demonstra'nal purp. (exam. in education,	24 130	282 141	709 526	15 989 459
9024101000	Machines and appliances for testing metals, electrically operated	14 893	156 418	780 216	4 312 814
9024109000	Machines and appliances for testing metals, non-electrically operat	10 752	52 728	419 862	2 239 995
9024801000	Machines & appliances for testing other material, electrically opera	5 893	89 518	320 628	5 066 088
9024809000	Machines &appliances for testing other material, non-electrically o	19 469	87 109	1 021 715	3 977 979
9024901000	Parts&acc. for elec. operated machines and appliances for testing r	2 701	43 651	163 476	2 526 607
9024902000	Parts&acc.for non-elect'ly operated machines&appl. for testing m	5	14 349	877	252 372
9025110000	Thermometers&pyrometers not combined with oth instruments, li	5 365	65 299	57 840	794 366
9025191000	Thermometers&pyrometers not combined with oth instruments, ei	9 197	152 471	442 817	3 777 045
9025192000	Thermometers&pyrometers not combined with oth instruments, n	3 626	22 176	119 134	461 004

**I.3. IMPOR MENURUT KOMODITI / IMPORT BY HS COMMODITY**  
**\*\*\* AGUSTUS/AUGUST 2011 \*\*\***

HS	Uraian Komoditi Commodity Description	Berat Bersih / Net Weight (Kg)		Nilai / Value C.I.F (US\$)	
		Bulan ini Current Month	Kumulatif Cum.Jan. to date	Bulan ini Current Month	Kumulatif Cum.Jan. to date
9025801000	Temperature gauges for motor vehicles	1 559	21 775	37 393	242 197
9025802000	Oth. temperature gauges for motor vehic. electrical	11 590	146 056	251 716	1 797 400
9025803000	Oth. temperature gauges for motor vehic. non electrical	6 009	147 216	55 225	520 694
9025901000	Parts and accessories for electrically operated instruments	23 447	165 471	262 428	1 950 341
9025902000	Parts & accessories for non- electrically operated instruments	1 458	27 390	21 188	375 012
9026101000	Level gauges for motor vehicles electrically operated	15 122	92 303	285 323	1 649 648
9026102000	Level gauges for motor vehicles not electrically operated	14 925	88 943	181 243	1 198 640
9026103000	Oth measur/checking the flow/level of liquids instrum.,elec.oprt	52 041	293 824	1 423 534	16 905 255
9026109000	Oth measur/checking the flow/level of liquids instrum.,not elec.op	29 709	194 314	798 554	4 884 998
9026201000	Pressure gauges for motor vehicles, electrically operated	40 758	194 271	879 588	4 932 604
9026202000	Pressure gauges for motor vehicles, not electrically operated	7 109	69 914	137 405	1 129 846
9026203000	Other measuring/checking pressure instruments, electrically opera	25 470	366 697	689 175	9 180 368
9026204000	Other measuring/checking pressure instruments, not electrically of	23 888	370 899	578 117	5 183 413
9026801000	Oth instruments/app. for measuring , electrically operated	14 459	814 784	627 315	12 024 831
9026802000	Oth instruments/app. for measuring ,not electrically operated	14 852	209 843	1 033 511	4 865 454
9026901000	Parts&acc. for electrically operated instruments and apparatus	42 424	352 704	1 750 066	14 998 203
9026902000	Parts&acc.for nn-electrically operated instruments and apparatus	10 201	220 049	332 934	2 957 987
9027101000	Gas/smoke analysis apparatus, electrically operated	12 637	49 393	360 992	2 128 037
9027102000	Gas/smoke analysis apparatus not electrically operated	3 514	14 202	296 724	1 120 832
9027201000	Chromatographs&elektrophoresis instrum , electrically operated	989	8 846	240 594	1 340 458
9027202000	Chromatographs&elektrophoresis instrum , not electrically operate	4 278	9 215	98 632	184 964
9027301000	Spectrometers,sp.photometers&sp.graphs use optic radiat,elect'lly	2 855	30 512	816 625	4 191 177
9027302000	Spectrometers,sp.photometers&sp.graphs use optic radiat,nt-elect	2 916	24 277	192 821	1 621 626
9027501000	Oth instrum.&app.using optic radiat'ns (uv, visible, ir), electr'lly ope	4 058	38 423	1 139 453	6 660 165
9027502000	Oth instrum.&app.using optic radiat'ns (uv,visible,ir),not-elect'lly of	493	6 008	18 815	491 471
9027801000	Exposure meters	2 566	11 458	480 934	1 769 334
9027802000	Coagulometers	8 334	147 335	54 287	823 969
9027803000	Other instruments and apparatus electrically operated	6 433	132 851	975 709	7 117 767
9027804000	Other instruments and apparatus not electrically operated	734	6 142	156 579	455 952
9027901000	Parts&acc.includg PCA of h 90.27,oth for gas/smoke analysis app.&	965	17 524	162 580	1 466 601
9027909100	Parts&acc. of gas/smoke analysis app. and microtomes, electrically	5 489	46 313	181 243	1 203 977
9027909900	Parts&acc. of gas/smoke analysis app.& microtomes,not-electrical	15 554	53 831	519 655	3 465 443
9028101000	Gas meters of a kind mounted in gas containers	34 464	290 103	516 733	3 513 404
9028109000	Other gas meters of kind mounted in gas containers	57 705	60 414	330 819	598 499
9028201000	Totalizing water meters	55 845	658 301	91 669	3 518 341
9028209000	Other liquid meters	5 713	47 450	224 948	1 103 861
9028301000	Kilowatt hour meters	468 796	1 548 208	11 006 339	35 162 205
9028309000	Other electricity meters	42 966	382 085	521 924	3 601 280
9028901000	Water meter housings/bodies	87 582	509 010	931 506	5 860 440
9028909000	Oth parts&accessories of gas, liquid/ electricity supply/production i	48 626	518 243	614 263	7 806 024
9029102000	Taximeters	305	4 198	4 750	16 417
9029109000	Mileometers, pedometers and the like	29 627	127 536	388 464	2 152 671
9029201000	Speedometer for motor vehicles	55 250	528 896	669 846	7 120 546
9029202000	Tachometers for motor vehicles	41 759	375 809	650 222	4 990 749
9029209000	Oth speed indicators&tachometers; stroboscopes	48 397	441 516	2 203 593	16 225 901
9029901000	Parts&acc.of goods of sub h 9029.10 /of stroboscopes of subheadir	9 973	112 642	166 727	1 747 816
9029902000	Parts and accessories of goods of subheading 9029.20	222 959	1 706 646	4 585 640	39 019 871
9030100000	Instruments & apparatus for measuring/ detecting ionising radiatio	1 779	9 553	11 227	1 546 104
9030200000	Cathode-ray oscilloscopes & cathode-ray oscillographs	5 579	45 032	51 541	978 424
9030310000	Multimeters without a recording device	14 089	417 190	242 299	1 377 198
9030320000	Multimeters with a recording device	9 705	50 927	85 174	588 099
9030331000	Instruments and apparatus for measuring /check voltage without a	5 376	81 539	148 854	2 159 638
9030332000	Impedance-measuring instruments and apparatus designed to prov	791	42 012	97 414	1 076 802
9030333000	Ammeters and voltmeters for motor vehicles	1 216	8 435	6 544	114 599
9030339000	Oth instr&app for meas'g/check.voltage curr.resist./power,w/o rec	59 295	302 441	333 998	3 923 220
9030390000	Other heading 90.30 with a recording device	12 063	116 193	387 895	4 086 854
9030400000	Other instruments and apparatus, designed for telecommunication	1 001	10 846	155 294	900 239
9030821000	Wafer probers	147	3 515	3 744	80 758
9030829000	Oth instrum.&app.for measuring/ checking semiconductor wafers/	558	40 569	134 898	2 457 544
9030841000	Instruments & app., with a recording for measure, check electrical	2 296	8 298	188 813	917 992
9030849000	Oth instru. and app., with a recording for measure, check electrical	7 179	35 276	339 008	1 230 507
9030891000	Instru.&app.s,w/o recording device for goods other than subheadir	35	11 388	9 394	350 162
9030899000	Other instruments & apparatus, without recording device	54 286	159 766	872 914	3 749 677
9030901000	Parts&accessories including PCA of goods of subhead 9030.40&903	3 056	24 578	333 503	2 797 830
9030902000	Parts&acc. of instrum.&app for measure /check elect'al quantities	698	3 265	8 567	325 934
9030903000	Parts&acc.of optical instrum.&appl.for measuring/checking PCB/PV	116	2 872	37 646	176 205
9030909000	Other parts&accessories of goods of head 90.30	4 904	134 352	595 095	7 376 676
9031101000	Machines for balancing mechanical parts, electrically operated	72 485	370 139	1 360 163	11 308 230
9031102000	Machines for balancing mechanical parts, not electrically operated	406	4 488	2 896	117 025
9031201000	Test benches, electrically operated	10 883	107 490	78 151	3 264 550
9031202000	Test benches,not electrically operated	2 722	33 329	42 238	643 568
9031410000	Oth optical instrum.&appl.for inspec. s.cond.wafers/devices/p.mas	29	5 755	358	523 646
9031491000	Optic' instrum&appl.for measur surface particulate contam. on s.c	294	9 900	351	213 629
9031492000	Optical error verification&repair app. for PCB/PWBs and PCAs	0	1	0	1 579
9031493000	Optical instrum.&appl. for measuring /checking PCB/PWBs&PCAs	1	30 206	20	1 055 635

**I.3. IMPOR MENURUT KOMODITI / IMPORT BY HS COMMODITY**  
**\*\*\* AGUSTUS/AUGUST 2011 \*\*\***

HS	Uraian Komoditi Commodity Description	Berat Bersih / Net Weight (Kg)		Nilai / Value C.I.F (US\$)	
		Bulan ini Current Month	Kumulatif Cum.Jan. to date	Bulan ini Current Month	Kumulatif Cum.Jan. to date
9031499000	Other optical instruments and appliances for other purposes	17 064	341 549	1 039 399	10 831 423
9031801100	Cable test equipment, electrically operated	9 347	150 079	626 014	6 806 916
9031801900	Cable test equipment, not electrically operated	10 973	22 652	238 546	1 095 122
9031809200	Other instruments, appliances&machines of head 90.31, electrically	109 087	1 015 753	5 530 836	42 526 725
9031809900	Other instruments, appl.&machines of head 90.31, not electrically i	26 766	235 007	496 070	9 075 362
9031901100	Parts&acc.incl.PCA of optical instrum. &appl.for inspecting s.cond. '	2 943	32 544	589 441	5 033 494
9031901200	Parts&acc.of optical error verific.& repair app.for PCB/PWBs&PCAs	55	1 445	1 142	86 458
9031901300	Parts&acc.of optic. miscroscopes fitted w/equip.for hand&trans.of s	3 030	7 987	124 423	442 562
9031901900	Parts&accessories for other electrically operated equipment	10 307	151 052	371 155	6 786 852
9031902000	Parts&accessories for non-electrically operated equipment	20 716	277 844	350 051	4 523 708
9032101000	Thermostats, electrically operated	97 360	711 339	1 032 516	7 906 394
9032102000	Thermostats, not electrically operated	6 195	71 021	117 442	923 726
9032201000	Manostats, electrically operated	676	42 499	46 938	485 507
9032202000	Manostats, not electrically operated	3 082	146 862	29 909	932 751
9032810000	Hydraulic/pneumatic	49 606	174 901	580 021	2 603 946
9032891000	Instru.&app.fitt.with anautomatic data process.mach. for controll t	23 843	211 941	1 520 054	3 510 241
9032892000	Automatic instrum.&app.for controlling chem./electro-chem.soluti	111	9 594	2 556	104 278
9032893100	Automatic regulating voltage units (stabilizers)	266 789	1 392 593	409 481	4 241 405
9032893900	Oth automatic regulating/controlling instrum.&app., electrically op	25 138	422 916	2 430 086	18 076 709
9032899000	Oth automatic regulating/controlling instrum.&app.not electrically	146 993	1 360 727	3 871 452	36 913 721
9032901000	Parts and accessories of goods of subheading 9032.89.10	0	817	0	63 159
9032902000	Parts and accessories of goods of subheading 9032.89.20	100	264	1 634	23 777
9032903000	Parts and accessories of other goods, electrically operated	19 853	161 614	386 960	3 069 869
9032909000	Parts and accessories of other goods, not electrically operated	49 932	418 133	1 254 356	11 682 445
9033001000	Parts&acc. for machines,appl.,instrum. of chapter 90 for elect'ly op	28 883	278 780	1 213 728	8 056 430
9033002000	Parts&acc. for mach.appl.,instrum.of chap. 90 for not electrically o	15 701	150 008	341 300	2 319 239
9101110000	Elec'ly wrist-watches,whether/not with astopwatch fac'ty,wi mech.	0	2 149	0	1 401
9101190000	Elec'ly wrist-watches,whether/not with astopwatch facility,with oth	720	27 793	65 731	170 017
9101210000	Other wrist-watches, whether/not with astop-watch fac'ty,w auton	40	269	5 787	44 739
9101290000	Oth wrist-watches,whether/not with astop-watch fac'ty,w non aut	3 203	37 306	21 786	296 707
9101910000	Other wrist-watches, electrically operated	0	1	0	113
9101990000	Other wrist-watches, not electrically operated	4 955	86 046	23 717	480 454
9102110000	Elec'ly wrist-watches oth head 91.01, wh'er/not w astop.w. fact,w	2 194	45 147	362 083	3 782 674
9102120000	Elec'ly wrist-watches oth head 91.01, w/nw a s.watch fac'ty,w op-e	0	1 030	0	83 229
9102190000	Elec.ly wrist-watches othh91.0,whether /not w/astopwatch fact,w.	27 855	584 092	230 204	2 161 530
9102210000	Oth wrist-watches oth h91.01, whether /nt with a s.watch fac'ty,w	0	1 524	0	82 878
9102290000	Oth wrist-watches oth h91.01, whether/ nt w/a s.watch fac'ty,w/n.	100 035	619 623	796 347	5 455 100
9102911000	Stop-watches, electrically operated	2 407	21 146	5 397	790 296
9102919000	Other wrist-watches oth head 91.01, electrically operated	3 711	37 547	36 657	480 949
9102990000	Other wrist-watches oth head 91.02, electrically operated	59 964	535 445	114 008	1 123 192
9103100000	Clocks with watch movements, excluding clocks ofh91.04.,electrica	125	1 902	517	5 548
9103900000	Clocks with watch movements, excluding clocks ofh91.04.,not elec'	7	11 563	1 450	149 167
9104001000	Instrument panel clocks & clocks of a similar type, for vehicles	3 555	27 896	357 950	2 626 525
9104002000	Instrument panel clocks & clocks of a similar type, for aircraft	6	27	3 625	30 496
9104003000	Instrument panel clocks & clocks of a similar type, for vessels	0	557	0	2 296
9104009000	Instrument panel clocks & clocks of a similar type, for spacecraft	6	42	647	1 067
9105110000	Alarm clocks, electrically operated	5 457	40 581	34 888	272 967
9105190000	Alarm clocks,not electrically operated	32 393	225 544	51 551	473 887
9105210000	Wall clocks, electrically operated	8 271	216 924	35 560	1 257 297
9105290000	Wall clocks, not electrically operated	9 110	97 821	20 213	306 115
9105910010	Marine and similar chronometers (oth. than clocks of heading 91.0.	0	256	0	11 495
9105910020	Public clocks for building; clocks for centralised electric clock syster	0	85	0	18 191
9105910090	Oth. public clocks for building	2 908	15 272	13 282	59 744
9105990010	Oth. marine and similar chronometers (oth. than clocks of heading	0	1 747	0	2 053
9105990020	Oth. public clocks for building; clock for centralised electric clock sy	0	38	0	3 067
9105990090	Oth. public clocks for building	3 487	16 162	5 517	60 258
9106100000	Time-registers; time-recorders	10 319	56 050	43 260	379 538
9106900000	Oth time record.&intervals of time app w/clock/watch move./with	23 828	232 256	304 467	2 587 941
9107000000	Time switches with clock/watch movement/with synchronous mot	15 554	137 002	250 648	2 117 174
9108190000	Other watch movements, complete & assembled, electrically oper	0	6 412	0	29 404
9108200000	Watch move., comp.&assem. with mech. -with automatic winding	0	3	0	571
9108900000	Other watch movements, complete & assembled, not electrically o	0	1 019	0	3 768
9109110000	Clock movements of alarm clocks,compl. and assembled, electricall	11 191	16 640	39 980	56 499
9109190000	Clock movements of oth clocks, compl.& assembled, electrically op	7 969	47 731	62 337	209 137
9109900000	Clock movements, complete and assembled, not electrically operat	5 823	18 851	16 705	52 362
<b>9110110000</b>	<b>Complete movements, unassem./partly assem.(movement sets) of</b>	<b>5 940</b>	<b>52 542</b>	<b>62 600</b>	<b>316 558</b>
9110900000	Oth. compl/incomplete movements,unassem. or assembled (move	0	31 207	0	136 782
9111200000	Watch cases of base metal, whether or not gold/silver-plated	280	1 427	19 700	30 424
9111800000	Other watch cases	269	26 305	1 000	90 825
9111900000	Parts of watch cases	680	5 648	990	18 430
9112200000	Clock cases and cases of a similar type for other goods of this chapt	8 877	27 939	19 661	95 097
9112900000	Part of clock cases&cases of a similar type for other goods of this cl	142	723	2 375	12 725
9113100000	Watchstraps,watch band&watch bracelets of precious mtl/of mtl cl	0	137	0	856
9113200000	Watchstraps,watch bands& bracelets ,of base metal,wheth/not gol	0	4 788	0	54 659
9113900000	Other watchstraps, watch bands & watch bracelets	10 287	148 945	24 387	711 214



**I.3. IMPOR MENURUT KOMODITI / IMPORT BY HS COMMODITY**  
**\*\*\* AGUSTUS/AUGUST 2011 \*\*\***

HS	Uraian Komoditi Commodity Description	Berat Bersih / Net Weight (Kg)		Nilai / Value C.I.F (US\$)	
		Bulan ini Current Month	Kumulatif Cum.Jan. to date	Bulan ini Current Month	Kumulatif Cum.Jan. to date
9114100000	Springs, including hair-springs of clock/watch	15	1 070	187	3 318
9114200000	Jewels of clock/watch	0	183	0	7 045
9114300000	Dials of clock/watch	193	14 607	427	45 963
9114400000	Plates and bridges of clock/watch	0	876	0	1 852
9114900000	Other parts of clock/watch	16 423	214 498	44 626	703 092
9201100000	Upright pianos	453	340 491	2 706	488 452
9201200000	Grand pianos	774	36 895	20 961	401 421
9201900000	Oth pianos,including automatic pianos; harpsichords&oth keybrd s	30 651	423 557	104 561	1 256 527
9202100000	String musical instruments played w/a bow	4 501	43 718	115 175	297 266
9202900000	Other string musical instruments played	15 630	128 434	297 249	1 470 500
9205100000	Brass-wind instruments	1 875	17 975	6 619	113 905
9205901000	Keyboard pipe organ; harmonium & similar keyboard instrum with	13 720	116 744	43 620	293 929
9205909000	Oth. keyboard pipe organs, harmoniums with free metal reeds	127 124	407 483	214 476	910 017
9206000000	Percussion musical instruments(for exp, drm,xyllophones,cymbals,c	33 401	382 935	250 177	1 987 446
9207100000	Keyboard instruments, other than accordions	19 324	178 481	257 266	2 551 037
9207900000	Oth musical instruments,the sound is produc/must be amplified,elk	31 528	153 993	206 480	1 067 679
9208100000	Musical boxes	2 813	60 916	23 038	373 842
9208901000	Decoy calls, call horns &other mouth blown sound signalling instrui	2 638	11 896	13 526	41 982
9208909000	Oth musical instruments not falling within any oth heading of this c	959	17 197	8 465	86 813
9209300000	Musical instrument strings	16 026	114 953	291 683	1 938 371
9209911000	Strung backs, keyboards and metal frames for upright pianos	163 218	1 565 630	1 076 905	15 756 662
9209919000	Other parts and accessories for pianos	885 145	5 115 118	6 594 359	39 577 121
9209920000	Parts & accessories for the musical instruments of heading 92.02	80 890	978 017	1 306 205	13 780 977
9209940000	Parts & accessories for the musical instruments of heading 92.07	131 388	1 093 576	2 358 832	19 326 483
9209990000	Parts & accessories for other musical instruments	81 169	607 840	3 250 797	26 798 538
9301110000	Artillery weapons (for example, guns, howitzers & mortars), self-pr	0	92	0	2 156
9301190000	Artillery weapons(for ex.guns,howitzer & mortars), not self-propell	3 038	89 297	311 932	22 047 393
9301200000	Rocket launchers;flame-throwers;grenade launchers; torpedo tub&sr	0	146	0	88 981
9301900000	Oth military weapons,o than revolvers, pistols & the arms of headir	2 536	15 303	3 363 153	7 821 341
9302000000	Revolvers and pistols, other than those of heading 93.03/93.04.	1 052	2 083	804 065	986 556
9303309000	Oth sporting/target-shooting rifles	221	2 307	12 177	49 933
9303900000	Oth firearms&sim. device which operate by the firing of an explosiv	131	30 825	4 376	153 943
9304001000	Air guns, not exceeding 7 kg	36	52	216	3 615
9304009000	Oth arms (for example,spring, air/gas guns&pistols),excl.those of h	26	1 263	2 272	54 433
9305100000	Parts and accessories of revolvers/ pistols	1 467	1 474	188 269	189 831
9305211000	Shotgun barrels of hunting shotguns, not exceed. 7 kg	10 906	10 915	66 361	67 213
9305219000	Shotgun barrels of other shotguns	0	997	0	323 092
9305291000	Other parts and accessories of hunting shotguns, not exceeding 7 k	0	1	0	175
9305299000	Other parts and accessories of other shotguns	1 977	2 262	200 226	344 127
9305910000	Parts and accessories of military weapons of heading 93.01	0	792	0	1 012 374
9305991000	Parts and accessories of goods of subheading 9304.00.90	0	17	0	5 987
9305999000	Parts and accessories of other arms	5	2 336	299	33 207
9306210000	Cartridges	875	44 558	90 549	2 411 232
9306290000	Parts of cartridges, gun pellets	802	97 240	37 311	2 375 313
9306302000	Cartridges for riveting/similar tools or for captive-bolt humane kille	0	2 205	0	80 735
9306309000	Other cartridges and parts thereof use for other arms	73	1 291	19 040	147 816
9306900000	Other cartridges, missiles and similar munitions of war & parts ther	84 395	144 780	5 212 448	14 252 499
9307000000	Swords,cutlasses,bayonets,lances& similar arms&parts thereof &sc	0	53	0	3 352
9401100000	Seats of a kind used for aircraft, convertible into beds	802	19 654	2 052	77 624
9401200000	Seats of a kind used for motor vehicles, converti-ble into beds	71 335	710 527	469 411	4 521 538
9401300000	Swivel seats with variable height adjustment	482 083	2 823 509	1 219 058	8 111 501
9401400000	Seats other than garden seats/ camping	4 614	110 579	14 797	308 418
9401510010	Seats of rattan	0	7 720	0	20 866
9401510090	Other seats of rattan	441	5 099	3 955	16 057
9401590000	Other seats of bamboo/rattan	18 585	39 901	42 328	79 035
9401610000	Upholstered	567 784	2 425 893	1 877 422	8 088 579
9401690000	Other upsholstered	155 336	1 084 684	381 801	2 818 458
9401710000	Other seats, with metal frames, upholstered	591 437	4 007 354	1 801 413	12 770 832
9401790000	Other seats, with metal frames, not upholstered	680 416	4 763 348	1 451 157	10 270 100
9401801000	Baby walkers	8 200	136 996	34 745	361 839
9401809000	Other seats	234 813	1 768 282	571 514	4 453 084
9401901010	Parts of aircraft seats of plastics	5 648	15 292	5 914	120 740
9401901090	Oth parts of aircraft seats of plastics	32 039	66 717	43 247	134 521
9401902000	Parts of baby walkers	948	5 020	1 006	10 391
9401909100	Parts of seats of goods of subheading 9401.20.00/9401.30.00	437 222	3 145 214	3 596 211	26 662 130
9401909910	Oth.of goods of subheading of plastic 9401.20/9401.30	190 492	1 269 010	201 535	1 901 104
9401909990	Oth.of goods of subheading 9401.20/9401.30	731 159	5 090 499	2 822 728	20 107 174
9402101000	Dentists' chairs	43 342	254 661	341 503	2 254 280
9402103000	Barbers' and hairdressers' chairs and parts	7 149	127 760	33 373	476 691
9402109000	Other dentists, hairdressers & barbers chairs and part thereof	673	68 803	10 436	449 411
9402901000	Furntr.designed for medical,surgical /veterinary surg.purp.&parts t	48 895	161 150	450 581	2 023 330
9402909000	Oth. furntr.design for medical,surgical /veterinary surg.purp.&parts	26 309	512 769	557 497	6 470 176
9403100000	Mtl furniture of a kind used in office	284 923	1 977 007	605 418	4 498 764
9403200000	Other metal furniture	1 657 020	11 150 156	2 966 465	20 373 318
9403300000	Wooden furniture of a kind used in offices	776 654	4 678 559	1 254 171	5 811 780

**I.3. IMPOR MENURUT KOMODITI / IMPORT BY HS COMMODITY**  
**\*\*\* AGUSTUS/AUGUST 2011 \*\*\***

HS	Uraian Komoditi Commodity Description	Berat Bersih / Net Weight (Kg)		Nilai / Value C.I.F (US\$)	
		Bulan ini Current Month	Kumulatif Cum.Jan. to date	Bulan ini Current Month	Kumulatif Cum.Jan. to date
9403400000	Wooden furniture of a kind used in the kitchen	249 491	1 070 374	343 409	1 651 186
9403500000	Wooden furniture of a kind used in the bedroom	895 444	7 474 494	1 354 576	11 923 436
9403600000	Other wooden furniture	1 588 348	10 884 642	2 523 638	16 171 005
9403700000	Furniture of plastics	122 226	1 024 203	406 590	3 999 427
9403810010	Bedroom, dining room/living room sets of rattan	203	4 519	245	5 402
9403810020	Bedroom, dining room/living room sets of other materials	2 628	107 071	624	169 133
9403810030	Furnt. of plas. of kind used in parks gardens/vestibules	3 383	22 165	5 038	33 814
9403810040	Fume cupboards for use in medical laboratories	0	3 474	0	70 744
9403810090	Other furniture of cane, osier, bamboo or similar materials	6 336	77 215	6 947	150 974
9403890010	Bedroom, dining room/living room sets of other materials	169 239	1 017 687	259 963	1 337 268
9403890020	Oth furniture of a kind used in parks, garden/vestibules	28 350	100 904	41 739	127 318
9403890030	Fume cupboards for use in medical lab. of cane,osier,bamboo/simil	255	7 495	1 276	33 281
9403890090	Other furniture of cane, osier, bamboo or similar materials	234 476	1 447 833	497 816	5 907 744
9403900000	Parts of other furniture	397 474	2 513 404	784 090	5 930 228
9404100000	Mattress supports	36 123	296 942	90 219	741 535
9404210000	Mattresses of cell. rubber/plastics, whether/not covered	18 028	329 749	154 199	1 072 141
9404291000	Mattress springs of other materials	33 168	374 355	143 200	1 622 520
9404292000	Mattress of hyperthermia/hyphothermia type of other materials	49	49	709	709
9404299000	Other mattress of other materials	100 198	862 324	125 324	1 040 693
9404300000	Sleeping bags	719	31 886	6 907	181 663
9404901000	Quilts, bedspreads and mattress protectors	1 158	158 383	14 316	468 803
9404909000	Other articles of bedding and similar furnishing	50 606	393 506	395 525	2 131 763
9405102000	Surgical lamps of ceiling/wall lighting fittings	3 034	3 743	155 722	180 258
9405103000	Spotlights of ceiling/wall lighting fittings	75 588	1 265 648	628 532	6 024 473
9405109000	Oth chandeliers&oth elec ceiling/wall light.fittng,exc.of apublic spa	385 553	1 971 403	1 981 264	11 638 565
9405201000	Surgical lamps of electric table,desk, bedside/floor-standing lamps	1 333	9 628	101 468	425 801
9405209010	Elect. table of spotlights	27 211	239 679	260 966	787 007
9405209090	Oth. elect. table, desk	110 394	1 034 448	663 369	4 490 220
9405300000	Lighting sets of a kind used for christmas trees	6 881	57 861	11 093	103 601
9405401000	Surgical lamps, incl. operat lights; pilot lamp assem for elec.-thermi	2 056	10 075	27 561	129 980
9405402000	Searchlights	7 714	32 145	42 092	155 667
9405404000	Oth. electr. lamps of spotlights	35 937	625 342	205 610	3 089 224
9405405000	Street lamps/lanterns	76 392	441 543	790 270	4 066 276
9405406000	Other exterior lighting, other than street lamps/lanterns	31 413	221 827	267 946	1 718 685
9405407000	Non-flashing aerodrome beacons;lamps for railwayloc.aircraft,ship:	5 074	55 230	84 785	620 384
9405408000	Pilot lamp assemblies for electro domestic appliances of heading 8:	1 095	13 379	1 800	78 741
9405409010	Fibreoptic operation headlights	2 967	4 851	9 571	112 547
9405409090	Oth electric lamps,including oth elec lamps&lighting fittings of woo	238 657	1 101 886	1 439 777	8 497 506
9405501100	Non elect. lamps&flighting fittings - of brass, for religius rites	0	2 494	0	8 534
9405501900	Oth. non elect. lamps&flighting fittings	90 629	270 653	115 745	381 807
9405504010	Hurricane lamps of base metal	0	6 786	0	13 257
9405504090	Other hurricane lamps	67 285	370 131	95 148	485 475
9405509011	Oil lamps of brass, used for relig.rites	239	647	5 317	5 908
9405509012	Oil lamps of other base metal,or of wood	0	7 455	0	34 506
9405509013	Oil lamps of plast, stone, ceramic,- glass	30	5 984	116	17 501
9405509019	Other oil lamp of plastic	0	129	0	225
9405509020	Miners lamps and quarrymens lamps	0	5 839	0	5 575
9405509090	Other miners lamps & quarrymens lamps	84	21 940	1 438	47 234
9405601000	Property protection warning signs, street name plates,road&traffic	3 921	60 408	41 339	965 828
9405609090	Other property protection warning signs	18 147	267 101	132 289	1 296 042
9405912000	Parts of glass for spotlights	0	9 435	0	33 511
9405914000	Glass globes and chimneys for other lamps	853	28 096	35 628	111 545
9405919000	Parts of glass of other lamps	36 936	183 488	101 513	570 422
9405922000	Parts of plastics for spotlights	288	955	2 123	4 370
9405929000	Parts of plastics for other lamps	156 055	1 918 378	466 507	5 547 753
9405991000	Lampshades of textile materials	354	41 826	993	104 303
9405999010	Frames for miners/quarrymens lamps	1 720	5 691	14 426	63 411
9405999090	Other, for the miners lamps, surgical	136 758	1 534 031	561 851	4 461 806
9406001000	Greenhouses fitted with mechanical/ thermal equipment	325 299	439 184	420 522	624 527
9406009200	Other prefabricated buildings of wood	0	60 432	0	112 782
9406009400	Other prefabricated buildings of iron/steel	214 911	6 509 083	751 483	16 092 148
9406009900	Other prefabricated buildings of other materials	1 658 070	7 348 663	4 365 307	18 378 510
9503001000	Tricycles, scooters, pedal cars and similar wheeled toys; dolls carria	133 847	2 018 687	552 325	5 227 108
9503002100	Dolls, whether/not dressed	53 796	516 758	364 968	2 264 770
9503002200	Garments and garments accessories; footwear and headgear	5 026	46 528	83 736	623 875
9503002900	Other garments and garm. accessories; footwear and headgear	14 972	200 720	332 211	3 241 522
9503003000	Electric trains, includ tracks, signals and other accessories therefor	61 892	613 063	233 873	2 115 344
9503004100	Model aircraft assembly kits	2 072	16 409	20 624	191 073
9503004900	Other model aircraft assembly kits	86 194	1 410 208	813 763	9 922 060
9503005000	Other construction sets&constructional toys, of materials other tha	684	45 672	9 968	163 742
9503006000	Stuffed toys representing animals/ non-human creatures, puzzles	11 652	186 358	137 766	1 265 100
9503007100	Toys of jigsaw/picture puzzles	6 007	88 842	19 341	281 179
9503007900	Other toys of jigsaw/picture puzzles	6 009	275 286	22 570	720 049
9503009100	Numerical, alphabetical/animal block/cut-outs; word builder sets;	11 030	96 270	59 658	582 392
9503009200	Skipping ropes	48	3 044	317	16 774

**I.3. IMPOR MENURUT KOMODITI / IMPORT BY HS COMMODITY**  
**\*\*\* AGUSTUS/AUGUST 2011 \*\*\***

HS	Uraian Komoditi Commodity Description	Berat Bersih / Net Weight (Kg)		Nilai / Value C.I.F (US\$)	
		Bulan ini Current Month	Kumulatif Cum.Jan. to date	Bulan ini Current Month	Kumulatif Cum.Jan. to date
9503009300	Marbles	379 720	4 728 753	98 263	1 157 001
9503009900	Other of goods of sub heading 95.03.00.9	1 692 070	18 501 121	4 349 986	48 044 488
9504100000	Video games of a kind used with a television receiver	155 237	1 128 986	615 667	5 035 351
9504202000	Tables for billiards of all kinds	9 965	63 838	14 060	77 888
9504209000	Other articles and accessories for billiards	18 461	79 723	35 434	152 916
9504300000	Oth games, operated by coins, banknotes bank cards, tokens/by ot	213 703	1 482 801	1 112 844	6 871 088
9504400000	Playing cards	297 916	2 045 520	281 202	1 799 476
9504901000	Bowling requisites of all kind	759	7 726	7 040	37 413
9504902000	Darts and parts and accessories of darts	140	18 867	431	51 359
9504903900	Other tables designed for use with casino games	172	1 567	160	2 565
9504909100	Tables designed for games	7	12 992	25	30 361
9504909900	Other tables designed for games	11 969	270 038	47 498	1 035 462
9505100000	Articles for christmas festivities	88 038	251 793	313 206	931 636
9505900000	Festive,carnival/oth entertn.articles incl conjuring tricks & novelty j	52 752	304 910	129 991	1 293 672
9506110000	Skis of snow-skis	0	1 947	0	22 879
9506120000	Ski-fastenings (ski-bindings)	2	14	87	731
9506190000	Other snow-ski equipment	5 769	53 237	52 296	313 108
9506210000	Sailboards	886	5 454	6 563	69 410
9506290000	Other water-skis, surf-boards, sailboards& oth water-sport equipm	19 664	98 764	87 385	431 354
9506310000	Clubs for golf, complete	1 340	27 004	10 347	111 946
9506320000	Balls for golf	4 132	38 802	12 533	107 675
9506390000	Other golf equipment	30 726	97 882	73 385	299 107
9506401000	Tables tennis	1 928	221 959	7 112	327 783
9506409000	Oth articles & equip for table-tennis	51 960	236 406	108 516	702 762
9506510000	Art. & equip. for lawn tennis rackets whether/not strung	8 497	48 934	224 342	1 606 480
9506590000	Oth. art.&equip. for lawn tennis rackets	76 212	621 239	125 011	1 770 019
9506610000	Lawn-tennis balls	4 827	28 727	3 107	74 788
9506620000	Inflatable balls	49 340	309 803	242 807	1 493 125
9506690000	Other balls, other than golf balls & table-tennis balls	7 614	95 493	53 746	321 838
9506700000	Ice skates and roller skates, incl. skating boots with skates attached	30 917	220 275	198 486	1 070 644
9506910000	Artic.&equip. for general physics exercise, gymnastics/athletics	662 896	4 944 232	2 194 524	18 332 103
9506992000	Bows and arrows for archery; crossbows	0	17	0	842
9506993000	Nets, cricket pads, shinguards and similar articles	21 597	73 712	46 304	344 250
9506995010	Shuttlecocks	953	41 564	4 539	200 219
9506995090	Other articles and equipment for sport but badminton	45 025	241 747	144 668	798 249
9506999000	Oth articles&equipment for oth sports; swimming pools&padding j	7 708	107 376	45 220	590 954
9507100000	Fishing rods	96 277	630 893	228 542	2 160 361
9507200000	Fish-hooks, whether/not snelled	55 224	406 356	147 371	1 171 939
9507300000	Fishing reels	87 548	458 476	181 493	1 485 719
9507900000	Other fishing rods, hooks,/reels	13 374	202 045	52 371	617 552
9508100000	Travelling circuses and travelling menageries	0	1 687	0	26 985
9508900000	Roundabouts,swings,shooting galleries& oth fairgrnd amus.; trave.	254 578	1 782 034	256 654	10 725 090
9601901000	Worked mother-of pearl/tortoise- shell & articles of the foregoing	450	2 981	19 060	167 940
9601909000	Other worked mother-of pearl/tortoise- shell & articles of the foreg	161	611	14 379	156 758
9602001000	Gelatin capsules for pharmaceutical products	8 706	42 064	242 447	1 112 174
9602002000	Cigar/cigarette cases, tobacco jars and household ornamental artic	64	2 523	56	10 674
9602009000	Oth worked veget./minrl carving matrl& artic.ofthese matrls;ofwax,	677	92 133	6 807	230 269
9603101000	Brushes consisting of twigs/others vegetable material bound togat	112 073	763 115	233 856	1 569 072
9603102000	Brooms consisting of twigs/others vegetable material bound togat	114 310	638 614	178 763	934 371
9603210000	Tooth brushes, including dental-plate brushes	154 123	1 228 474	1 364 320	9 853 929
9603290000	Shaving brushes, hair brush, nail brush, eyelash o. toilet brush for us	38 342	227 935	157 002	995 910
9603300000	Artists' brushes, writing brush&similar brushes for the applic.of cos	44 654	224 657	209 596	1 496 494
9603400000	Paint,d istemper, varnish/similar brushes ; paint pads and rollers	384 344	3 013 809	592 742	4 598 220
9603500000	Other brushes constituting parts of machines, appliances/vehicles	32 729	530 886	157 144	2 323 844
9603901000	Prepared knots and tufts for broom/brush making	19 187	66 792	35 704	140 995
9603902000	Hand-operated mechanical floor sweepers, not motorised	95 765	353 750	372 664	1 222 701
9603904000	Other brushes	138 572	1 438 751	234 869	2 374 780
9603909200	Parts for goods of subheading 9603.90.20	5 878	36 103	25 674	96 961
9603909900	Parts for goods of oth than subheading 9603.90.10	247 262	1 632 170	624 338	4 999 488
9604001000	Hand sieves and hand riddles of metal	2 875	12 550	8 501	27 493
9604009000	Hand sieves and hand riddles of other material	2 539	23 035	6 292	107 016
9605001000	Travel sets for personal toilet	1 918	19 527	10 033	357 659
9605009000	Travel sets for sewing/shoe/ clothes cleaning	1 771	26 175	4 171	73 557
9606100000	Press-fasteners, snap-fasteners and press-studs and parts therefor	32 077	372 224	509 588	6 640 025
9606210000	Buttons of plastics, not covered with textile	134 333	1 452 290	1 827 434	23 571 449
9606220000	Buttons of base metal, not covered with textil	45 788	906 788	877 282	13 922 765
9606290000	Buttons of other material	44 325	846 342	509 548	7 970 090
9606300000	Button moulds&other parts of buttons; button blanks	6 366	94 879	76 603	1 278 495
9607110000	Slide fasteners fitted with chain scoops of base metal	121 655	1 010 368	1 592 037	14 327 487
9607190000	Other slide fasteners	204 424	2 559 018	2 721 313	35 522 423
9607200000	Parts of slide fasteners	402 169	3 541 154	1 539 596	18 558 840
9608101000	Ball point pens of plastics	48 087	478 090	136 508	1 395 410
9608109000	Oth. ball point pens of plastics	107 225	1 031 961	265 162	3 619 229
9608200000	Felt tipped & other porous-tipped pens & markers	31 834	503 257	114 416	1 814 133
9608310000	Indian ink drawing pens	1 870	3 025	20 403	24 272

**I.3. IMPOR MENURUT KOMODITI / IMPORT BY HS COMMODITY**  
**\*\*\* AGUSTUS/AUGUST 2011 \*\*\***

HS	Uraian Komoditi Commodity Description	Berat Bersih / Net Weight (Kg)		Nilai / Value C.I.F (US\$)	
		Bulan ini Current Month	Kumulatif Cum.Jan. to date	Bulan ini Current Month	Kumulatif Cum.Jan. to date
9608391000	Indian ink drawing pens of fountain pens	51 965	366 207	86 507	665 216
9608399000	Oth. indian ink drawing pens	25 128	241 455	127 924	678 524
9608400000	Propelling/sliding pencils	7 010	219 284	53 654	700 481
9608500000	Sets of articles from two/more of the foregoing subheadings	19 853	478 921	35 548	1 739 878
9608601000	Refills for ball point pens of plastics comprising the ball point&ink r	538	19 691	20 128	162 070
9608609000	Oth. refills for ball point pens of plst comprising the ball point&ink r	5 491	120 265	154 142	1 808 344
9608919000	Pen nibs and nib points of other material	5 344	92 974	131 391	3 549 304
9608991000	Duplicating stylos	97	56 084	328	74 210
9608999000	Penholders,pencil-holders&similar holder parts of the foregoing arti	61 044	582 253	767 415	6 655 698
9609101000	Black pencils	61 156	1 255 368	108 424	3 332 655
9609109000	Crayons & other pencils with leads encased in a rigid sheath	147 199	1 077 164	308 444	2 032 942
9609200000	Pencil leads, black/colored	119 005	923 292	749 432	4 253 658
9609901000	Slate pencils for school slates	12 015	22 038	45 501	78 327
9609903000	Pencils & crayons other than those of subheading 9609.10.00	9 404	120 993	14 818	225 476
9609909000	Pastels, drawing charcoals, tailors' chalks	44 867	928 089	117 630	2 309 652
9610001000	School slates	11 808	192 512	15 987	350 448
9610009000	Oth slates&boards,with writing/drawing surf'es,whethr/not framec	14 695	123 184	60 629	528 806
9611000000	Date, seal/numbering stamps & the like hands operate	27 709	284 052	190 936	1 757 809
9612101000	Ribbons of textile fabric	20 195	131 546	281 650	1 290 417
9612109000	Ribbons of other materials	87 808	838 291	987 397	8 426 380
9612200000	Ink-pads	2 890	20 561	20 278	117 339
9613101000	Pocket lighters, gas fuelled, non-refillable of plastics	322 183	1 733 329	759 811	5 930 809
9613109000	Oth. pocket lighters, gas fuelled, non-refillable	0	383 490	0	379 801
9613201000	Pocket lighters, gas fuelled, refillable of plastics	0	81 204	0	99 889
9613209000	Oth. pocket lighters, gas fuelled, refillable	0	126 710	0	393 601
9613801000	Piezo-elect lighters for stoves&ranges	45 034	165 004	110 561	443 843
9613803000	Cigarette lighters/table lighters, oth than of plastics	0	13 187	0	6 345
9613809000	Other lighters	14 241	81 509	206 673	1 275 078
9613901000	Parts of refilled cartridge/ other receptacles	8 544	52 507	8 851	352 525
9613909000	Other parts of lighters other than flints and wicks	55 186	433 737	431 357	3 965 742
9614001000	Roughly shaped blocks of wood/root for the manufacture of pipes	0	15	0	546
9614009000	Oth smoking pipes, cigar.cigaetter holders and parts thereof	1 999	8 435	53 840	114 704
9615111000	Hair slides and the like of hard rubbers/plastics	274 648	4 061 489	609 977	9 210 327
9615119000	Combs of hard rubbers/plastics	126 744	1 265 188	391 401	3 249 363
9615191000	Hair slides and the like of material other than hard rubbers/plastics	16 627	179 788	36 135	633 042
9615199000	Combs of material other than hard rubbers/plastics	104 538	801 636	198 615	1 998 372
9615901100	Decorative hair pins of aluminium	0	719	0	7 022
9615901200	Decorative hair pins of iron/steel	4 343	8 721	17 343	71 981
9615901900	Oth. decorative hair pins	13 726	155 596	37 465	423 862
9615902000	Parts of decorative hair pins	593	9 067	1 431	17 570
9615909100	Parts decorative hair pins of aluminium	4 033	61 974	40 792	289 554
9615909200	Parts decorative hair pins of iron/steel	427	4 444	437	1 742
9615909900	Oth. parts of decorative hair pins	1 184	20 059	4 324	114 207
9616101000	Sprays of scent and similar toilet sprays	116 217	795 448	845 223	5 968 898
9616102000	Mounts and heads of the sprays	164 111	940 540	859 347	4 486 391
9616200000	Powder-puffs&pads for the application of cosmetics/toilet prepara	17 193	147 376	310 872	2 260 196
9617001000	Vacuum flasks and other vacuum vessels	163 876	1 169 712	388 942	2 915 271
9617002000	Parts of vacuum flasks & oth vacuum vessels other than glass inner	2	735	1 074	8 949
9618000000	Tailor' dummies & oth lay figrs:auto-& oth displ.used for shop wind	21 035	193 594	223 138	1 711 161
9701100000	Paintings, drawings and pastels	12 193	110 836	83 402	645 336
9701901000	Colleges & similar decorative plaques of cut flower bud,foli/oth par	1 625	4 358	3 236	13 067
9701909000	Colleges & similar decorative plaques other than of natural cork	2 771	35 548	4 357	549 521
9702000000	Original engravings, prints and lithographs	1 996	65 174	5 882	41 796
9703000000	Original sculptures and statuary, in any material	7 622	567 261	155 681	452 322
9704009000	Postal stationary other than postage or revenue stamps	246	256	177	701
9706000000	Antiques of an age exceeding one hundred years	0	80 074	0	199 214
9801101000	Sedan of head 8703 with cylinder cap < 1500 cc, incompletely knoc	24 099	470 621	63 270	2 013 364
9801102000	Oth vhcl of head 8703 with (4x2) system incompletely knocked dov	1 641 561	17 526 246	19 553 543	202 118 509
9801201000	Vhcls of head 8704 with gross weight <=5 ton, incompletely knocke	336 476	3 393 976	4 975 263	47 942 835
9801202000	Vhcls of head 8704 with 5 ton < gross weight <= 24 ton, incmpltly k	7 080 873	38 401 988	88 659 195	459 491 299
9801203000	Vhcls of head 8704 with gross weight >24 ton,incmpltly knocked dc	3 334 902	21 924 373	40 981 242	275 894 683
9801301000	Vhcls of head 8702 with gross weight <=5 ton, incompletely knocke	0	124 825	0	321 304
9801302000	Vhcls of head 8702 with 5 tons < gros weight <= 24 ton, incmpltly k	216 930	4 062 763	2 512 884	42 618 383
9801303000	Vhcls of head 8702 with gross weight > 24 tons, incompletely knock	0	613 144	0	2 866 699
9802100000	Rotary internal/spark-ignition combust comprsn-ignition pist engin	349 385	2 784 354	5 058 005	37 447 314
9802200000	Gear boxes, of incomplete knocked down vehicles	137 758	1 009 944	2 543 493	18 405 482
9802300000	Drive-axles, of incomplete knocked down vehicles	521 584	4 597 930	4 462 284	24 941 053
<b>TOTAL IMPORT</b>		<b>11 021 766 281</b>	<b>85 679 945 801</b>	<b>15 075 369 345</b>	<b>114 863 593 822</b>

**I.4. IMPOR MENURUT NEGARA ASAL / IMPORT BY COUNTRY OF ORIGIN**  
**\*\*\* AGUSTUS/AUGUST 2011 \*\*\***

Country Code	Negara Asal Country of origin	Berat bersih / Net weight (Kg)		Nilai / Value C.I.F (US \$)	
		Bulan ini Current month	Kumulatif Cum. Jan. to date	Bulan ini Current month	Kumulatif Cum. Jan. to date
111	JP Japan	339 620 108	2 601 161 770	1 652 324 438	12 133 376 713
112	HK Hong Kong	18 835 190	163 955 145	204 915 026	1 667 755 866
113	KP Korea, Dem. People'S Rep.	108 946	4 819 598	161 531	7 372 073
114	KR Korea, Republic Of	953 206 121	5 856 466 966	1 235 458 720	8 330 485 497
115	TW Taiwan	138 326 999	1 503 229 466	283 637 891	2 782 500 164
116	CN China	1 057 990 439	7 916 005 860	2 119 847 873	16 932 427 029
117	MN Mongolia	24 258 000	24 362 635	2 100 000	2 183 121
118	MO Macau	44 217	378 275	267 496	2 717 053
120	PG Papua New Guinea	2 454 845	18 098 679	1 703 874	20 930 408
121	TH Thailand	490 773 361	4 915 789 810	795 700 087	6 958 356 317
122	SG Singapore	1 555 436 461	12 776 044 774	2 216 713 190	17 289 566 553
123	PH Philippines	19 571 361	201 387 441	63 998 320	549 104 579
124	MY Malaysia	851 733 131	6 351 645 817	884 728 839	6 521 338 122
125	MM Myanmar	11 756 497	101 373 764	6 149 796	61 923 174
126	KH Cambodia	574 719	1 229 163	1 343 017	4 342 378
127	BN Brunei Darussalam	90 807 693	663 101 211	75 738 777	552 645 730
128	LA Lao People'S Dem. Rep.	2	511 283	13	1 163 144
129	NP Nepal	0	1 237	0	47 440
131	VN Viet Nam	46 883 422	1 820 327 277	101 450 358	1 380 170 574
132	MV Maldives	1	318	30	3 103
133	IN India	271 784 495	3 726 129 071	327 099 560	3 002 119 766
134	PK Pakistan	19 490 124	103 902 044	12 346 649	135 979 141
135	BD Bangladesh	2 486 683	28 245 947	2 548 495	31 099 754
136	LK Sri Lanka	26 897 674	151 178 058	14 959 631	84 038 958
137	AF Afghanistan	0	26	0	5 139
138	ID Indonesia	3 342 237	34 896 942	11 994 282	124 680 550
141	IQ Iraq	0	1 164 071	0	641 901
142	IR Iran (Islamic Republic Of)	167 376 270	941 039 858	155 778 511	790 092 186
143	SA Saudi Arabia	387 127 277	3 846 513 793	358 914 992	3 385 870 625
144	IL Israel	22 176	603 659	442 178	5 634 794
145	KW Kuwait	111 603 793	936 609 397	115 581 057	848 947 887
146	JO Jordan	168 631 252	565 652 970	45 168 147	146 786 745
148	LB Lebanon	42 961	6 102 171	359 378	4 263 474
149	PN Palestina	0	2	0	60
151	YE Yemen	201 100	3 563 644	65 526	3 418 663
152	OM Oman	28 056 777	155 029 037	38 194 177	245 108 048
153	SY Syria Arab Republic	48 166	706 053	280 629	4 416 465
154	TR Turkey	41 474 688	513 282 330	29 289 234	318 387 043
155	AE United Arab Emirates	76 980 146	653 398 983	70 757 235	607 909 786
156	QA Qatar	66 670 631	423 538 715	53 496 554	413 500 557
157	BH Bahrain	3 181 882	126 687 802	4 087 159	85 215 547
158	CY Cyprus	820 824	16 775 875	224 042	9 150 125
159	OD Other West Asia	0	95	0	1 169
211	EG Egypt	151 582 165	980 744 184	19 845 305	135 714 644
213	MA Morocco	199 286	65 800 820	1 195 863	37 069 662
214	TN Tunisia	501 604	7 476 505	1 003 753	12 488 367
215	DZ Algeria	84 132 980	302 182 408	80 116 873	256 730 132
216	SD Sudan	1 397 990	96 690 605	545 007	64 382 810
219	NA Namibia	1 795 882	10 936 314	826 652	5 531 258
220	EH Western Sahara	0	2 400	0	7 536
221	ET Ethiopia	1 932 092	5 346 538	1 604 720	5 869 263
222	TZ Tanzania, United Rep. Of	1 514 930	4 774 325	1 702 422	9 904 643
223	MG Madagascar	3 721 953	12 488 774	70 990 550	170 539 454
224	SO Somalia	17 050	37 010	117 000	184 954
225	KE Kenya	3 070 962	27 842 097	2 162 749	15 894 879
226	RE Reunion	850 228	4 669 618	214 301	1 335 923
227	MZ Mozambique	2858433	25000262	2216215	17075992
228	BW Botswana	0	71	0	1244
229	GQ Equatorial Guinea	0	55	0	791
230	TG Togo	2 070 167	9 519 634	1 368 651	14 763 908
231	GH Ghana	769 120	15 596 135	1 274 056	20 976 610
232	LR Liberia	4 153 860	13 731 602	1 559 871	5 374 602
233	GN Guinea	997 032	5 425 016	426 330	2 331 618
234	AO Angola	2 168 475	11 403 646	810 071	6 780 434
235	CG Congo	669 800	3 698 399	441 101	2 433 638
236	CM Cameroon	126 329	3 414 333	140 778	7 915 042
237	NG Nigeria	377 285 508	1 351 221 374	329 540 767	1 177 845 476
238	SL Sierra Leone	2 210 915	10 563 290	873 924	4 553 544
239	GA Gabon	671 664	2 945 156	352 892	1 397 875
240	CI Cote D'Ivoire	2 176 500	18 842 548	5 127 659	44 812 053
241	SN Senegal	3 783 970	24 477 733	1 536 488	12 979 760
242	MR Mauritania	145 520	2 374 703	62 865	1 107 943
243	ML Mali	450 940	14 096 062	1 596 824	53 884 526
244	BJ Benin	1 466 443	27 014 917	1 571 753	50 031 604
245	BF Burkina Faso	1 294 719	14 840 291	5 270 642	49 247 301

**I.4. IMPOR MENURUT NEGARA ASAL / IMPORT BY COUNTRY OF ORIGIN**  
**\*\*\* AGUSTUS/AUGUST 2011 \*\*\***

Country Code	Negara Asal Country of origin	Berat bersih / Net weight (Kg)		Nilai / Value C.I.F ( US \$ )		
		Bulan ini Current month	Kumulatif Cum. Jan. to date	Bulan ini Current month	Kumulatif Cum. Jan. to date	
246	GW	Guinea Bissau	0	213000	0	98 833
247	GM	Gambia	696180	6 914 116	304 618	3 108 088
248	VI	U.S. Virgin Islands	11	132 425	2 307	769 518
249	SC	Seychelles	384	45 691	3 536	197 716
251	UG	Uganda	5 000	3 285 324	186 289	14 454 152
252	CF	Central African Republic	60000	2 558 297	179400	7 600 678
253	NE	Niger	1	34 717	8	188 403
254	TD	Chad	0	495628	0	2 106 318
255	DJ	Djibouti	57800	1018154	20204	734281
256	SH	Saint Helena	149	1 192	2 622	10 222
257	ST	Sao Tome And Principe	0	4	0	63
260	SZ	Swaziland	3 477	246 365	55 619	1 700 917
261	ZA	South Africa	59 030 672	503 744 518	56 395 970	479 306 885
262	ZW	Zimbabwe	512 800	1 613 216	3 167 215	7 477 369
263	ZM	Zambia	0	81430	0	357523
264	MW	Malawi	442170	736417	1362530	1893435
265	KM	Comoros	0	2	0	83
266	BI	Burundi	0	1	0	6
267	MU	Mauritius	771 177	8 503 638	574 790	4 907 715
268	RW	Rwanda	20	697	158	8484
298	VG	Virgin Islands (British)	283 634	2 020 175	696 673	6 689 243
299	OF	Other Africa	0	24	0	385
311	AU	Australia	652306676	5679466168	474051318	3 379 250 764
312	NZ	New Zealand	43820421	367533308	63582317	494 082 976
318	FM	Micronesia, Fed. States Of	0	1401	0	4217
319	GU	Guam	0	309	0	1 331
321	NR	Nauru	0	95	0	754
322	NC	New Caledonia	513	62 643	2686	246 953
324	MP	Northern Mariana Islands	0	84	0	62 778
325	VC	Saint Vincent And The Grenadines	0	144 423	0	464 326
328	IO	British Indian Ocean Territory	97	4 043	4294	89 139
331	AS	American Samoa	638 492	3 958 596	417 909	5 659 029
332	CK	Cook Islands	0	86005	0	1130228
333	FJ	Fiji	40928	1756064	12278	1 341 891
334	KI	Kiribati	0	4	0	41
335	MH	Marshall Islands	0	11 634 370	0	8 301 030
336	WS	Samoa	0	196	0	4 070
337	SB	Solomon Islands	600093	9300094	1 790 235	7 115 678
340	CX	Christmas Islands	11 000 000	22 004 027	1 595 000	3 158 641
342	CC	Cocos (Keeling) Islands	6	1 024	173	9 382
343	TK	Tokelau	3 138	11 391	43 194	155 032
391	TL	East Timor	102 844	500 483	119 128	1 300 066
411	US	United States	590 794 254	4 524 030 952	938 234 288	6 910 644 817
412	CA	Canada	433436370	2 271 942 064	249 567 788	1 341 575 127
421	MX	Mexico	5 558 162	38 515 018	31 947 602	247 631 421
422	GT	Guatemala	19 974	51 096 322	27 517	41 102 337
423	HN	Honduras	62	737 926	3 244	461 259
424	NI	Nicaragua	20014	24 600	18 971	79 625
425	PA	Panama	14 003 123	29 639 361	9 333 650	18 385 517
426	CU	Cuba	198 555	401 103	185 090	1 187 050
427	CB	Curacao	0	5	0	26
428	SR	Suriname	1 677 764	4 231 917	751 155	2 021 169
431	CL	Chile	173 916 110	415 476 634	56 336 965	220 840 413
432	VE	Venezuela	43 620	165 310	257 053	735 451
433	AR	Argentina	463707146	2 619 895 710	212827180	1 148 681 574
434	BR	Brazil	320 766 213	1 612 131 717	211 457 852	1 027 085 064
435	CO	Colombia	4 041 888	15 532 532	3 584 219	20 836 921
436	BO	Bolivia	14 516	182 989	141 585	261 823
437	UY	Uruguay	5 493 178	17 154 378	3 483 325	11 904 932
438	PY	Paraguay	8 267 490	26 409 454	3 795 360	13 524 244
441	EC	Ecuador	224 570	581 173	937 239	3 568 293
442	PE	Peru	1 427 014	64 701 888	2 004 666	30 718 996
443	GY	Guyana	46 481	163 353	27 678	216 992
444	TT	Trinidad And Tobago	1 067 360	4 177 835	494 188	1 864 833
445	BS	Bahamas	163	1 279 794	920	599 141
446	JM	Jamaica	402 448	1 750 292	190 998	900 722
447	PR	Puerto Rico	684474	19584941	542578	13 829 676
448	BZ	Belize	58 449	83 606	141 192	171 340
449	DO	Dominican Republic	893 508	6 471 772	392 827	3 235 457
450	SV	El Salvador	423227	1 631 598	156716	815 766
451	CR	Costa Rica	323960	1 739 782	1225898	6 483 125
452	HT	Haiti	2 493 983	6 645 918	1 113 467	2 933 292
453	BB	Barbados	411660	1 189 401	193702	532 496
454	AG	Antigua And Barbuda	146060	152009	595 707	607 565
455	AI	Anguilla	0	38000	0	23 940

**I.4. IMPOR MENURUT NEGARA ASAL / IMPORT BY COUNTRY OF ORIGIN**  
**\*\*\* AGUSTUS/AUGUST 2011 \*\*\***

Country Code	Negara Asal Country of origin	Berat bersih / Net weight (Kg)		Nilai / Value C.I.F ( US \$ )	
		Bulan ini Current month	Kumulatif Cum. Jan. to date	Bulan ini Current month	Kumulatif Cum. Jan. to date
458	CV Cape Verde	0	11 826	0	4 813
459	KY Cayman Islands	0	4 945	0	14 674
460	DM Dominica	110 791	111 631	57 728	75 858
461	FK Falkland Islands	0	3	0	1 820
462	GF French Guiana	0	26 098	0	23 616
463	PF French Polynesia	0	20 136	0	16 226
464	GL Greenland	0	212 687	0	1 081 816
466	MQ Martinique	0	229 670	0	59 714
467	AN Netherlands Antilles	63 378	976 909	258 609	5 156 132
468	NF Norfolk Islands	0	89 236	0	493 647
469	LC Saint Lucia	1	1	107	107
470	SM San Marino	0	400	0	9 091
472	GP Guadeloupe	0	3	0	597
473	KN Saint Kitts And Nevis	0	1	0	1
511	GB United Kingdom	47 482 829	542 500 864	88 732 935	774 922 211
512	NL Netherlands	18 250 499	208 340 377	65 176 267	500 775 263
513	FR France	3 987 336 3	263 458 264	174 261 066	1 109 770 454
514	DE Germany, Fed. Rep. Of	53 865 571	504 158 160	258 550 571	2 257 389 516
515	AT Austria	3 181 510	34 555 854	37 049 913	230 831 270
516	BE Belgium	31 157 926	212 917 133	48 790 414	368 191 413
517	CH Switzerland	1 571 688	49 219 394	50 357 047	387 636 511
518	LU Luxembourg	513 249	2 251 653	335 842	3 894 050
519	GI Gibraltar	0	2	0	17
520	MC Monaco	333	9 865	5 996	259 627
521	DK Denmark	1 985 130	18 801 061	9 755 332	129 829 213
522	NO Norway	19 424 047	136 573 869	19 917 380	165 734 468
523	SE Sweden	10 117 600	112 609 929	79 294 529	576 701 505
524	FI Finland	4 471 605	47 941 331	26 944 167	323 843 021
525	IE Ireland	4 507 305	26 175 406	18 284 382	71 118 473
526	IT Italy	283 717 46	275 383 878	107 431 698	807 143 109
527	ES Spain	9 913 409	85 989 699	29 771 120	254 604 502
528	PT Portugal	147 122	18 838 644	1 331 480	39 932 152
529	IS Iceland	7 608	509 487	36 498	1 889 404
530	MS Montserrat	0	534	0	54 199
531	GR Greece	6 308 484	54 576 016	2 911 407	37 085 620
533	AD Andorra	0	85 976	0	51 721 2
534	LI Liechtenstein	414	8 783	20 097	69 284
540	CD Democratic Rep. Of The Congo	176 662	10 179 52	41 709 0	237 260 7
542	HU Hungary	318 848	1 946 712	44 307 462	191 887 466
543	PL Poland	7 115 570	26 042 035	15 981 121	63 667 474
544	RO Romania	869 002	4 663 256	2 804 305	12 831 901
545	BG Bulgaria	5 876 628	53 893 533	1 912 735	21 047 853
547	YU Serbia	14	46	378	1 194
548	AL Albania	324	147 074	22 002	331 636
549	AM Armenia	0	1	0	3
550	AZ Azerbaijan	133 333 047	1 787 169 097	121 669 754	1 534 393 979
551	BY Belarus	26 390 576	250 320 978	14 906 960	118 202 213
552	KZ Kazakhstan	12 872 624	16 322 338	11 248 263	19 345 519
553	KG Kyrgyzstan	21 394	267 214	110 035	987 764
554	MD Moldova, Republic Of	27	19 737	1 329	158 199
555	TJ Tajikistan	0	994 224	0	2 045 177
556	TM Turkmenistan	23	153 071	1 110	465 075
557	UA Ukraine	11 802 657	707 178 841	10 345 943	513 542 263
558	UZ Uzbekistan	42 000	703 522	124 950	1 799 638
559	LT Lithuania	3 542 401	27 317 777	1 836 170	14 733 459
560	LV Latvia	3 444 145	41 561 033	1 695 496	22 326 875
561	EE Estonia	1 334	2 481 028	45 126	2 067 552
562	GE Georgia	25 598	81 285 2	79 010	3 214 681
563	HR Croatia	80 759	1 046 311	323 718	2 698 456
564	BA Bosnia And Herzegovina	17	55 183	895	118 423
565	MT Malta	325 783	12 975 408	539 340	9 005 016
566	SK Slovakia	46 266	1 184 277	1 047 842	6 610 274
567	SI Slovenia	326 232	349 880 1	1 970 363	20 591 930
568	CZ Czech Republic	26 771 98	153 574 75	6 852 210	54 213 613
569	GS South Georgia And The South Sa	0	2243	0	62 719
570	MK Rep. Of Macedonia	117	1738	3 034	38 006
571	FO Faeroe Islands	0	5	0	5
572	RU Russia Federation	974 700 87	15 321 386 82	55 755 040	1 046 080 117
573	RS Serbia	105 675	146 645	5 229 194	7 326 896
574	ME Montenegro	0	17	0	1 279
<b>TOTAL IMPORT</b>		<b>11 021 766 281</b>	<b>85 679 945 801</b>	<b>15 075 369 345</b>	<b>114 863 593 822</b>

**I.5. IMPOR MENURUT PROPINSI DAN PELABUHAN BONGKAR**  
**IMPORT BY PROVINCE AND PORT OF IMPORTATION**  
**\*\*\* AGUSTUS/AUGUST 2011 \*\*\***

Kode	Pelabuhan Bongkar Port of Importation	Berat bersih / Net weight (Kg)		Nilai / Value C.I.F ( U S \$ )	
		Bulan ini Current month	Kumulatif Cum. Jan. to date	Bulan ini Current month	Kumulatif Cum. Jan. to date
<b>ACEH</b>		<b>499 884</b>	<b>159 919 806</b>	<b>349 918</b>	<b>41 578 285</b>
104	IDLSW Lhok Seumawe	0	98 418 203	0	27 711 102
106	IDLAS Langsa, Sumatra	0	139 501	0	115 036
108	IDMEQ Meulaboh	499 884	999 768	349 918	699 836
117	IDKRU Krueng R. Malahayati	0	13 801 279	0	9 275 318
118	IDKLS Kuala Langsa	0	1 301 055	0	1 925 551
119	IDLHK Lhok Nga	0	45 260 000	0	1 851 442
<b>SUMATERA UTARA</b>		<b>557 912 555</b>	<b>4 592 250 913</b>	<b>442 639 140</b>	<b>3 226 418 214</b>
141	IDPSU Pangkalan Susu	0	911 190	0	19 946 845
143	IDTPR Tanjung Pura	0	40 800	0	59 976
144	IDBLW Belawan	480 408 007	4 175 563 341	395 420 350	2 983 805 999
145	IDTJB Tanjung Balai Asahan	4 266 579	34 988 767	3 025 613	23 369 207
159	IDSLG Sibolga	483 519	483 519	7 561 847	7 561 847
165	IDPTE Pulau Tello	799	1 554	1 170	2 774
166	IDMES Medan / Polonia (u)	110 724	1 035 139	2 066 173	23 254 291
169	IDKPN Kotapinang, Baru	0	118 650	0	1 337 866
170	IDKTJ Kuala Tanjung	72 642 927	379 107 953	34 563 987	167 079 409
<b>SUMATERA BARAT</b>		<b>116 213 557</b>	<b>824 243 569</b>	<b>81 158 112</b>	<b>645 810 772</b>
191	IDTBY Padang/tl.bayur	116 213 263	824 242 455	81 146 429	645 191 331
192	IDPDG Padang / Tabin (u)	294	1 114	11 683	619 441
<b>RIAU</b>		<b>285 749 581</b>	<b>2 301 462 462</b>	<b>185 389 674</b>	<b>1 333 739 169</b>
225	IDDUM Dumai	112 179 582	1 517 155 071	57 611 701	775 671 872
228	IDBLS Bengkalis	245 835	2 610 177	150 716	1 313 130
230	IDSPA Selat Panjang	23 048	134 817	14 252	107 157
231	IDSSI Siak Sri Indrapura	200 000	524 309	96 260	302 421
233	IDPEK Pekanbaru (rumbai)	2 440 322	16 145 255	4 956 662	33 464 206
235	IDSUQ Sungai Guntung	11 151 964	28 970 817	9 824 441	24 287 334
242	IDTEM Tembilahan	7 932 551	10 005 455	5 552 762	8 493 203
261	IDPKU Simpang Tiga (u)	3 727	10 961	6 146 041	12 842 816
273	IDPAK Pekan Baru	3 085 853	44 202 273	2 199 909	29 564 946
277	IDBUN Buatan	82 089 330	293 679 568	53 662 850	171 560 655
278	IDPWG Perawang, Sumatra	66 397 369	388 023 759	45 174 080	276 131 429
<b>JAMBI</b>		<b>4 577 778</b>	<b>115 753 290</b>	<b>14 212 946</b>	<b>125 706 705</b>
291	IDKTK Kuala Tungkal	2 542 743	56 347 642	10 308 178	49 740 692
292	IDMSA Muara Sabak	0	47 851 451	0	54 970 549
293	IDDJM Jambi	2 035 035	11 554 197	3 904 768	20 995 464
<b>SUMATERA SELATAN</b>		<b>73 035 401</b>	<b>353 812 939</b>	<b>63 625 595</b>	<b>333 162 556</b>
326	IDPLA Palembang - Plaju	0	1 373 102	0	928 874
334	IDPLM Sm.badaruddin (u)	0	13 936	0	283 900
340	IDMRI Musi River/boom Baru	73 035 401	352 425 901	63 625 595	331 949 782
<b>BENGGULU</b>		<b>3 165 321</b>	<b>15 001 257</b>	<b>8 254 989</b>	<b>27 805 856</b>
361	IDBKU Bengkulu	3 165 321	15 000 506	8 254 989	27 237 516
366	IDPBA Pulau Baai	0	751	0	568 340
<b>LAMPUNG</b>		<b>313 697 610</b>	<b>2 287 401 373</b>	<b>255 096 474</b>	<b>1 861 022 490</b>
364	IDKTA Kota Agung	160 898 320	920 786 681	139 990 031	817 371 143
395	IDPJG Panjang	152 799 290	1 366 614 692	115 106 443	1 043 651 347
<b>BANGKA BELITUNG</b>		<b>4 835 717</b>	<b>32 191 944</b>	<b>7 515 178</b>	<b>32 983 732</b>
321	IDMUO Muntok	339 000	5 066 000	1 172 325	6 741 431
323	IDPGX Pangkal Balam	553 653	20 950 248	908 156	16 807 472
328	IDTPD Tanjung Pandan	3 943 064	4 943 064	5 434 697	6 149 697
335	IDPGK Pangkal Pinang (U)	0	1 632	0	82 912
339	IDBLJ Belinju	0	1 231 000	0	3 202 220
<b>KEPULAUAN RIAU</b>		<b>431 870 823</b>	<b>3 215 642 866</b>	<b>974 149 628</b>	<b>7 389 314 586</b>
248	IDTBK Tg Balai Karimun	3 068 844	38 854 412	16 160 709	114 133 124
249	IDPSS Pulau Sambu	148 419 918	364 734 636	127 791 664	292 735 215
250	IDTAN Tanjung Uban	955 790	495 782 761	24 638 385	748 120 457
251	IDTPN Tanjung Pinang	755 529	3 647 754	373 673	4 208 494
252	IDTER Terempa	0	2 091 810	0	14 599 050
253	IDPEU Penuba	0	6 650	0	2 330
254	IDTBT Tanjung Batu, Riau	0	2 255 795	0	14 714 100
257	IDBPD Belakng Padang	0	261 488	0	4 274 319
258	IDBTU Batu Ampar	159 006 835	1 287 936 169	432 457 110	3 429 251 996
260	IDDAS Singkep - Dabo	0	634 568	0	513 086
262	IDTNJ Kijang (u)	2 043	24 245	7 723	216 905
265	IDSKP Sekupang	31 738 260	260 371 050	266 821 580	2 026 289 167



**I.5. IMPOR MENURUT PROPINSI DAN PELABUHAN BONGKAR**  
**IMPORT BY PROVINCE AND PORT OF IMPORTATION**  
**\*\*\* AGUSTUS/AUGUST 2011 \*\*\***

Kode	Pelabuhan Bongkar Port of Importation	Berat bersih / Net weight (Kg)		Nilai / Value C.I.F ( U S \$ )	
		Bulan ini Current month	Kumulatif Cum. Jan. to date	Bulan ini Current month	Kumulatif Cum. Jan. to date
267	IDKAB Kabil/panau	87 836 196	758 170 892	63 820 672	380 994 064
269	IDUNA Udang Natuna	0	22 253	0	9 717
271	IDBTH Hang Nadim (u)	87 408	848 383	42 078 112	359 252 562
<b>DKI JAKARTA</b>		<b>2 627 739 956</b>	<b>22 469 915 083</b>	<b>7 227 952 384</b>	<b>56 760 051 306</b>
431	IDTPP Tanjung Priok	2 587 834 816	22 214 594 232	6 258 682 429	49 316 517 773
432	IDKLB Kalibaru	28 367 780	176 550 702	22 428 275	126 710 593
433	IDJKT Jakarta / Pasar Ikan	2 335 309	2 606 716	4 865 398	6 349 642
434	IDCGK Sukarno Hatta (u)	9 150 363	75 633 996	930 513 546	7 218 473 057
436	IDHLP Hlm. Perdana Kusuma	51 688	529 437	11 462 736	92 000 241
<b>JAWA BARAT</b>		<b>207 528 902</b>	<b>2 385 780 542</b>	<b>183 640 106</b>	<b>2 157 930 134</b>
463	IDCBN Cirebon/pengung	0	74 562 398	0	22 732 657
466	IDBDO Husein Sastranegara	44 319	224 283	613 041	3 399 650
467	IDBLG Balongan	207 484 583	2 310 938 748	183 027 065	2 131 682 193
468	IDBND Bandung(ptt/gd Bage)	0	55 110	0	115 573
470	IDCRB Cirebon (ptt)	0	3	0	61
<b>JAWA TENGAH</b>		<b>1 020 592 243</b>	<b>8 787 394 092</b>	<b>1 013 678 706</b>	<b>8 522 440 105</b>
494	IDTES Tanjung Emas	315 926 898	2 379 901 926	398 852 764	3 163 254 592
495	IDCXP Cilacap	700 370 672	6 380 986 869	612 763 253	5 342 896 620
496	IDSRG Achmad Yani (u)	4 338	65 715	65 807	981 992
497	IDSMR Semarang (ptt)	4 289 297	26 410 376	1 970 557	14 198 795
498	IDSOC Jebres/adi Sumarmo	1 038	29 206	26 325	1 108 106
<b>D I YOGYAKARTA</b>		<b>1 559</b>	<b>15 599</b>	<b>79 980</b>	<b>945 742</b>
531	IDJOG Adi Sucipto (u)	1 559	15 376	79 980	945 659
532	IDJOK Yogyakarta (ptt)	0	223	0	83
<b>JAWA TIMUR</b>		<b>2 455 884 190</b>	<b>18 478 479 369</b>	<b>2 115 920 532</b>	<b>15 141 654 272</b>
561	IDTUB Tuban	389 409 260	3 788 689 025	387 585 664	3 302 892 353
562	IDGRE Gresik	439 177 194	1 875 951 416	146 551 634	736 716 911
563	IDTPE Tanjung Perak	1 376 226 623	12 027 877 980	1 319 879 872	10 144 398 150
564	IDPAZ Pasuruan	0	180 835 670	0	166 318 677
566	IDPRN Panarukan	112 467 942	258 027 446	101 673 073	241 206 770
567	IDBJU Banyuwangi	137 985 215	227 392 948	127 386 344	233 916 081
573	IDPAC Pacitan	0	162 479	0	231 444
575	IDSAM Sampang	0	140 000	0	7 394 427
576	IDKLG Kaliangget	0	90 521 100	0	5 632 845
587	IDSUB Surabaya /juanda (u)	393 380	5 428 905	32 066 158	293 733 775
588	IDSUR Surabaya (ptt)	224 576	2 452 279	777 787	7 604 811
591	IDMAD Madiun / Iswahyudi	0	121	0	316 528
594	IDSUP Sumenep, Madura	0	21 000 000	0	1 291 500
<b>BANTEN</b>		<b>1 531 712 777</b>	<b>10 194 456 013</b>	<b>1 022 339 886</b>	<b>7 089 759 311</b>
461	IDMRK Merak	710 807 972	4 936 374 352	667 074 205	4 622 112 190
471	IDTLN Tanjung Leneng	4 598 945	24 092 052	9 487 110	47 354 762
473	IDCGD Cigading	816 305 860	5 233 989 609	345 778 571	2 420 292 359
<b>B A L I</b>		<b>103 557 771</b>	<b>686 899 741</b>	<b>124 921 478</b>	<b>779 449 097</b>
613	IDBOA Benaololoan	103 009 155	673 522 045	109 314 764	683 002 372
618	IDCBW Celukan Bawang	0	10 680 346	0	14 479 703
620	IDDPS Ngurah Rai (u)	548 616	2 697 350	15 606 714	81 967 022
<b>NUSA TENGGARA BARAT</b>		<b>3 709 126</b>	<b>81 214 925</b>	<b>22 450 571</b>	<b>257 582 012</b>
655	IDBMU Bima	3 709 073	46 642 245	22 449 886	224 251 775
660	IDLEM Lembar	0	28 273 445	0	31 448 320
661	IDAMI Mataram / Selaparang	53	238	685	11 119
663	IDBDS Badas Sumbawa	0	6 298 997	0	1 870 798
<b>NUSA TENGGARA TIMUR</b>		<b>60 994</b>	<b>24 990 883</b>	<b>12 523</b>	<b>13 009 411</b>
681	IDKOE Kupang / El-tari (u)	0	974	0	251 250
683	IDMOF Maumere	0	999 922	0	706 944
685	IDWGP Waingapu	0	23 900 000	0	12 035 150
686	IDATA Atapupu	60 994	89 987	12 523	16 067
<b>KALIMATAN BARAT</b>		<b>21 352 559</b>	<b>164 173 338</b>	<b>23 557 432</b>	<b>169 787 407</b>
714	IDPON Pontianak	12 672 521	108 827 642	12 869 917	109 304 782
715	IDKTG Ketapang K. Barat	0	89 563	0	89 698
721	IDKDW Kendawangan	6 808 938	43 132 571	8 835 115	48 047 178
722	IDPNK Supadio (u)	0	5 982	0	695 156
723	IDTKA Telok Air	1 871 100	10 101 696	1 852 400	9 680 744
724	IDSTT Sintete	0	410 628	0	1 227 570
726	IDENT Entikong	0	1 605 256	0	742 279

**I.5. IMPOR MENURUT PROPINSI DAN PELABUHAN BONGKAR**  
**IMPORT BY PROVINCE AND PORT OF IMPORTATION**  
**\*\*\* AGUSTUS/AUGUST 2011 \*\*\***

Kode	Pelabuhan Bongkar Port of Importation	Berat bersih / Net weight (Kg)		Nilai / Value C.I.F (U S \$)	
		Bulan ini Current month	Kumulatif Cum. Jan. to date	Bulan ini Current month	Kumulatif Cum. Jan. to date
<b>KALIMANTAN TENGAH</b>		<b>0</b>	<b>17 505 664</b>	<b>0</b>	<b>37 087 483</b>
743	IDPKN Pangkalan Bun	0	2 045 153	0	5 683 147
744	IDKUM Kumai	0	2 470 511	0	9 689 171
746	IDSQM Sampit	0	12 814 349	0	20 154 224
750	IDPPS Pulang Pisau	0	71	0	703
751	IDTSB Teluk Sebangau	0	175 580	0	1 560 238
<b>KALIMANTAN SELATAN</b>		<b>257 951 651</b>	<b>1 933 156 765</b>	<b>279 956 917</b>	<b>2 108 114 273</b>
771	IDBAN Banjarmasin	28 301 791	179 632 136	57 926 852	407 912 375
773	IDKTB Kotabaru	229 649 860	1 752 041 868	222 030 065	1 697 962 298
775	IDBLC Batu Licin	0	1 482 761	0	2 239 600
<b>KALIMANTAN TIMUR</b>		<b>667 232 266</b>	<b>4 591 971 659</b>	<b>689 287 867</b>	<b>4 615 641 176</b>
803	IDBPP Balikpapan	547 911 989	3 787 496 636	574 465 883	3 640 426 977
805	IDSRD Samarinda	17 205 420	197 187 805	17 722 145	304 902 906
806	IDTRD Tanjung Redep	0	28 700 000	0	21 054 507
807	IDTJS Tanjung Selor	0	23 240 000	0	136 507
808	IDLIN Lingkas Tarakan	7 788 190	138 482 295	3 072 326	68 381 073
809	IDNNX Nunukan	38 743 544	85 428 269	588 305	973 535
812	IDBYQ Bunyu	0	83 789 280	0	413 907
813	IDTSG Tanjung Sangata	55 276 707	244 845 544	74 360 479	412 445 627
814	IDBPN Sepinggian (u)	306 416	2 801 812	19 078 729	166 904 007
815	IDTRK Tarakan (u)	0	18	0	2 130
<b>SULAWESI UTARA</b>		<b>6 279 097</b>	<b>72 165 625</b>	<b>13 396 043</b>	<b>91 001 346</b>
835	IDBIT Bitung	6 279 097	72 165 625	13 396 043	91 001 346
<b>SULAWESI TENGAH</b>		<b>0</b>	<b>20 973 477</b>	<b>0</b>	<b>11 590 223</b>
867	IDPSJ Posso	0	1 003 627	0	1 257 009
877	IDPAT Pantoloan	0	19 969 850	0	10 333 214
<b>SULAWESI SELATAN</b>		<b>199 751 661</b>	<b>1 244 706 107</b>	<b>117 442 541</b>	<b>971 636 619</b>
892	IDPAP Pare-pare	244 500	16 579 531	724 000	12 146 505
893	IDUJU Ujungpandang	174 300 559	984 699 699	105 068 565	788 991 546
897	IDMLI Malli, Sulawesi	25 206 555	231 301 417	11 648 665	168 195 717
898	IDBKI Biring Kassi	0	12 000 000	0	636 000
904	IDUPG Hasanuddin (u)	47	385	1 311	39 449
907	IDSQR Soroako	0	125 075	0	1 627 402
<b>SULAWESI TENGGARA</b>		<b>60 236 521</b>	<b>122 337 769</b>	<b>55 259 647</b>	<b>116 143 952</b>
921	IDBUW Bau-bau	59 136 521	114 664 002	54 594 147	106 934 146
922	IDKDR Kendari	1 100 000	7 673 767	665 500	9 209 806
<b>GORONTALO</b>		<b>0</b>	<b>23 314 676</b>	<b>0</b>	<b>22 684 415</b>
841	IDGOR Gorontalo	0	23 314 676	0	22 684 415
<b>MALUKU</b>		<b>28 683 598</b>	<b>195 500 070</b>	<b>31 105 218</b>	<b>194 519 281</b>
946	IDAMB Ambon	28 677 071	194 684 821	31 071 522	193 819 302
949	IDLUV Tual	6 527	815 249	33 696	699 979
<b>MALUKU UTARA</b>		<b>0</b>	<b>23 062 001</b>	<b>0</b>	<b>37 897 651</b>
942	IDTTE Ternate	0	19 305 001	0	33 938 714
943	IDLAB Labuha Maluku	0	57 294	0	51 337
962	IDOBI Obi Island	0	3 699 706	0	3 907 600
<b>PAPUA BARAT</b>		<b>287 000</b>	<b>10 117 964</b>	<b>276 375</b>	<b>11 565 231</b>
971	IDSOR Sorong	287 000	10 114 113	276 375	11 536 417
976	IDFKQ Fak-fak	0	3 851	0	28 814
<b>PAPUA</b>		<b>37 646 183</b>	<b>254 134 020</b>	<b>121 699 485</b>	<b>735 561 010</b>
974	IDJYP Jayapura	1 737	6 310	1 611 364	3 723 532
979	IDMKQ Merauke	102 062	102 062	56 134	56 134
980	IDTIM Amamapare	37 542 384	238 430 056	120 031 987	721 836 092
983	IDDJJ Jayapura / Sentani	0	15 595 592	0	9 945 252
<b>TOTAL IMPORT</b>		<b>11 021 766 281</b>	<b>85 679 945 801</b>	<b>15 075 369 345</b>	<b>114 863 593 822</b>

**I.6 IMPOR KOMODITI MENURUT NEGARA ASAL / IMPORT BY COUNTRY OF ORIGIN  
DAN LIMA GOLONGAN BARANG (SITC) UTAMA / AND FIVE MAJOR SITC COMMODITY GROUP  
\*\* AGUSTUS / AUGUST 2011 \*\***

Negara Asal/SITC/Uraian Golongan Barang <i>Country of Origin/SITC/group Description</i>	Berat Bersih / <i>Net Weight (Kg)</i>		Nilai CIF / <i>CIF Value (US\$)</i>	
	Bulan ini <i>Current month</i>	Kumulatif <i>Cum. Jan to date</i>	Bulan ini <i>Current month</i>	Kumulatif <i>Cum. Jan to date</i>
<b>JAPAN</b>				
782 Motor Vehicle For The Transportation Of Goods	18 863 517	109 064 471	224 229 761	1 253 685 715
723 Civil Engineering And Contractor Plants And Equipments/parts	16 598 470	109 975 791	127 597 333	803 833 629
673 Flat Rolled Products, Not Clad	80 504 983	652 557 119	80 724 914	627 066 023
784 Parts And Accessories Of The Motor Vehicles	6 106 005	42 170 363	84 501 754	584 031 301
713 Internal Combustion Piston Engines And Parts	5 284 171	36 333 800	82 976 163	568 448 879
LAINNYA	212 262 962	1 651 060 226	1 052 294 513	8 296 311 166
<b>SUB TOTAL</b>	<b>339 620 108</b>	<b>2 601 161 770</b>	<b>1 652 324 438</b>	<b>12 133 376 713</b>
<b>HONG KONG</b>				
764 Telecommunication Equipments And Parts	1 409 087	9 562 079	77 407 956	468 649 875
652 Cotton Fabrics, Woven	843 292	13 215 195	9 498 638	154 664 824
655 Knitted Or Crocheted Fabrics	1 189 937	13 396 461	11 964 802	137 934 356
776 Thermionic, Cold Cathode, And Photo Cathode Valves/tubes	378 529	2 318 732	14 632 741	108 479 049
772 Electrical Apparatus For Making And Breaking Electrical Circuits	242 700	2 130 907	10 312 508	84 474 581
LAINNYA	14 771 645	123 331 771	81 098 381	713 553 181
<b>SUB TOTAL</b>	<b>18 835 190</b>	<b>163 955 145</b>	<b>204 915 026</b>	<b>1 667 755 866</b>
<b>KOREA, DEM. PEOPLE'S REP.</b>				
335 Residual Petroleum Products, And Related Materials	0	2 000 510	0	2 540 689
512 Alcohols,phenols,phenol-alcohols And Their Halogenated	0	1 000 490	0	1 780 872
334 Petroleum Products, Refined	0	1 000 350	0	1 350 473
572 Polimers Of Styrene In Primary Forms	102 000	363 000	154 020	677 630
575 Other Plastics In Primary Forms	0	160 000	0	303 458
LAINNYA	6 946	295 248	7 511	718 951
<b>SUB TOTAL</b>	<b>108 946</b>	<b>4 819 598</b>	<b>161 531</b>	<b>7 372 073</b>
<b>KOREA, REPUBLIC OF</b>				
334 Petroleum Products, Refined	692 904 988	3 828 613 195	653 551 818	3 567 237 240
673 Flat Rolled Products, Not Clad	63 861 718	529 673 699	55 022 665	402 718 421
655 Knitted Or Crocheted Fabrics	2 530 978	30 054 893	26 098 618	305 591 092
764 Telecommunication Equipments And Parts	398 094	5 798 047	16 745 340	272 983 907
232 Synthetic Rubber Latex, Synthetic/reclaimed Rubber	8 342 409	69 837 977	33 053 862	243 537 972
LAINNYA	185 167 934	1 392 489 155	450 986 417	3 538 416 865
<b>SUB TOTAL</b>	<b>953 206 121</b>	<b>5 856 466 966</b>	<b>1 235 458 720</b>	<b>8 330 485 497</b>
<b>TAIWAN</b>				
334 Petroleum Products, Refined	13 896 322	328 752 338	14 302 067	329 230 699
673 Flat Rolled Products, Not Clad	19 323 666	197 672 489	17 309 937	163 391 279
655 Knitted Or Crocheted Fabrics	1 054 222	13 161 369	10 395 760	125 160 802
653 Fabrics, Woven, Of Man-made Fibres	897 191	10 718 245	10 236 860	118 524 074
575 Other Plastics In Primary Forms	4 181 621	47 808 232	9 273 503	97 815 961
LAINNYA	98 973 977	905 116 793	222 119 764	1 948 377 349
<b>SUB TOTAL</b>	<b>138 326 999</b>	<b>1 503 229 466</b>	<b>283 637 891</b>	<b>2 782 500 164</b>
<b>CHINA</b>				
764 Telecommunication Equipments And Parts	6 996 283	56 312 687	245 889 586	1 920 182 603
752 Automatic Data Processing Machines And Their Units	2 261 077	19 213 369	117 268 456	956 184 275
334 Petroleum Products, Refined	127 516 860	532 530 508	132 589 718	539 077 471
652 Cotton Fabrics, Woven	3 262 896	40 624 972	34 751 506	436 765 974
778 Electrical Machinery And Apparatus	8 406 766	67 894 634	44 664 300	410 547 420
LAINNYA	909 546 557	7 199 429 690	1 544 684 307	12 669 669 286
<b>SUB TOTAL</b>	<b>1 057 990 439</b>	<b>7 916 005 860</b>	<b>2 119 847 873</b>	<b>16 932 427 029</b>
<b>MONGOLIA</b>				
793 Ships, Boats, And Floating Structures	24 258 000	24 258 000	2 100 000	2 100 000
278 Other Crude Minerals	0	100 000	0	38 500
724 Textile/leather Machinery And Parts	0	4 577	0	35 263
728 Other Machines And Equipment Specialized For Particular Industry	0	49	0	4 823
776 Thermionic, Cold Cathode, And Photo Cathode Valves/tubes	0	3	0	2 751
LAINNYA	0	6	0	1 784
<b>SUB TOTAL</b>	<b>24 258 000</b>	<b>24 362 635</b>	<b>2 100 000</b>	<b>2 183 121</b>

**I.6 IMPOR KOMODITI MENURUT NEGARA ASAL / IMPORT BY COUNTRY OF ORIGIN  
DAN LIMA GOLONGAN BARANG (SITC) UTAMA / AND FIVE MAJOR SITC COMMODITY GROUP  
\*\* AGUSTUS / AUGUST 2011 \*\***

Negara Asal/SITC/Uraian Golongan Barang <i>Country of Origin/SITC/group Description</i>	Berat Bersih / <i>Net Weight (Kg)</i>		Nilai CIF / <i>CIF Value (US\$)</i>	
	Bulan ini <i>Current month</i>	Kumulatif <i>Cum. Jan to date</i>	Bulan ini <i>Current month</i>	Kumulatif <i>Cum. Jan to date</i>
<b>MACAU</b>				
651 Textile Yarns	998	96 645	5 908	804 424
741 Heating And Cooling Equipments And Parts	0	140 684	0	731 988
851 Footwears	1 390	36 189	15 607	297 112
656 Tulle,lace,embroidery,ribbons,trimmings And Other Small Wares	48	24 367	420	241 794
728 Other Machines And Equipment Specialized For Particular Industry	39 090	39 090	210 000	210 000
LAINNYA	2 691	41 300	35 561	431 735
<b>SUB TOTAL</b>	<b>44 217</b>	<b>378 275</b>	<b>267 496</b>	<b>2 717 053</b>
<b>PAPUA NEW GUINEA</b>				
072 Cocoa	120 000	2 374 979	371 891	7 895 275
282 Waste And Scrap Metal Of Iron/steel	2 285 970	13 909 021	995 155	5 655 438
292 Crude Vegetable Materials	0	410 304	0	2 141 932
792 Aircraft And Associated Equipments And Parts	0	2 348	0	1 995 760
723 Civil Engineering And Contractor Plants And Equipments/parts	0	89 321	0	1 276 857
LAINNYA	48 875	1 312 706	336 828	1 965 146
<b>SUB TOTAL</b>	<b>2 454 845</b>	<b>18 098 679</b>	<b>1 703 874</b>	<b>20 930 408</b>
<b>THAILAND</b>				
781 Passengger Motor Cars	6 991 547	65 413 513	78 630 822	729 086 190
061 Sugar, Molasses, And Honey	36 337 400	940 494 685	23 293 807	672 171 914
784 Parts And Accessories Of The Motor Vehicles	7 779 993	59 901 118	67 420 866	504 433 323
042 Rice	39 599 363	705 436 710	23 121 614	387 257 606
575 Other Plastics In Primary Forms	17 837 183	165 349 125	32 275 096	299 974 791
LAINNYA	382 227 875	2 979 194 659	570 957 882	4 365 432 493
<b>SUB TOTAL</b>	<b>490 773 361</b>	<b>4 915 789 810</b>	<b>795 700 087</b>	<b>6 958 356 317</b>
<b>SINGAPORE</b>				
334 Petroleum Products, Refined	1 221 448 337	10 095 290 403	1 255 547 423	10 110 611 666
772 Electrical Apparatus For Making And Breaking Electrical Circuits	1 364 525	10 969 516	80 304 782	557 067 481
511 Hydrocarbon And Their Halogenated, Nitrated Derivatives	36 081 642	328 876 873	49 566 434	451 021 860
793 Ships, Boats, And Floating Structures	30 327 684	171 594 963	53 057 737	444 385 895
776 Thermionic, Cold Cathode, And Photo Cathode Valves/tubes	445 464	4 061 108	47 658 589	394 197 468
LAINNYA	265 768 809	2 165 251 911	730 578 225	5 332 282 183
<b>SUB TOTAL</b>	<b>1 555 436 461</b>	<b>12 776 044 774</b>	<b>2 216 713 190</b>	<b>17 289 566 553</b>
<b>PHILIPPINES</b>				
776 Thermionic, Cold Cathode, And Photo Cathode Valves/tubes	13 588	155 134	5 403 705	57 243 150
764 Telecommunication Equipments And Parts	13 680	128 029	6 774 634	53 702 623
282 Waste And Scrap Metal Of Iron/steel	12 066 362	97 971 247	4 226 654	34 819 358
748 Transmission Shafts And Cranks	312 847	2 116 354	4 528 114	31 035 085
793 Ships, Boats, And Floating Structures	0	3 906 830	0	26 510 196
LAINNYA	7 164 884	97 109 847	43 065 213	345 794 167
<b>SUB TOTAL</b>	<b>19 571 361</b>	<b>201 387 441</b>	<b>63 998 320</b>	<b>549 104 579</b>
<b>MALAYSIA</b>				
334 Petroleum Products, Refined	297 839 741	2 104 305 630	282 009 019	1 944 213 924
333 Petroleum Oil, Crude	130 485 964	946 638 689	118 739 008	815 970 009
575 Other Plastics In Primary Forms	9 998 511	89 288 971	17 643 360	151 023 584
776 Thermionic, Cold Cathode, And Photo Cathode Valves/tubes	1 916 363	16 530 955	12 433 182	134 132 251
511 Hydrocarbon And Their Halogenated, Nitrated Derivatives	6 094 339	101 234 422	8 069 556	129 139 763
LAINNYA	405 398 213	3 093 647 150	445 834 714	3 346 858 591
<b>SUB TOTAL</b>	<b>851 733 131</b>	<b>6 351 645 817</b>	<b>884 728 839</b>	<b>6 521 338 122</b>
<b>MYANMAR</b>				
054 Vegetables, Fresh, Chilled, Frozen Or Simply Preserved	2 154 020	41 317 320	1 879 267	40 175 601
044 Maize, Unmilled	9 571 839	56 529 967	3 158 543	18 073 653
792 Aircraft And Associated Equipments And Parts	25 573	25 573	1 000 000	1 000 000
057 Fruit And Nut; Fresh Or Dried	0	1 668 712	0	803 293
035 Fish, Dried Salted Or In Brine; Smoked Fish	0	1 075 875	0	791 824
LAINNYA	5 065	756 317	111 986	1 078 803
<b>SUB TOTAL</b>	<b>11 756 497</b>	<b>101 373 764</b>	<b>6 149 796</b>	<b>61 923 174</b>

**I.6 IMPOR KOMODITI MENURUT NEGARA ASAL / IMPORT BY COUNTRY OF ORIGIN  
DAN LIMA GOLONGAN BARANG (SITC) UTAMA / AND FIVE MAJOR SITC COMMODITY GROUP  
\*\* AGUSTUS / AUGUST 2011 \*\***

Negara Asal/SITC/Uraian Golongan Barang <i>Country of Origin/SITC/group Description</i>	Berat Bersih / <i>Net Weight (Kg)</i>		Nilai CIF / <i>CIF Value (US\$)</i>	
	Bulan ini <i>Current month</i>	Kumulatif <i>Cum. Jan to date</i>	Bulan ini <i>Current month</i>	Kumulatif <i>Cum. Jan to date</i>
<b>CAMBODIA</b>				
121 Tobacco, Unmanufactured And Refused	552 433	996 922	1 023 858	1 963 280
845 Articles Of Apparel	1 575	20 678	95 957	732 060
231 Natural Rubber Latex;natural Rubber And Similar Natural Gums	0	118 080	0	492 394
841 Men's Coats/Jackets, Not Knitted	733	7 489	36 406	295 412
851 Footwears	4 396	10 869	97 851	285 459
LAINNYA	15 582	75 125	88 945	573 773
<b>SUB TOTAL</b>	<b>574 719</b>	<b>1 229 163</b>	<b>1 343 017</b>	<b>4 342 378</b>
<b>BRUNEI DARUSSALAM</b>				
333 Petroleum Oil, Crude	87 495 000	644 536 980	74 320 766	544 784 174
512 Alcohols,phenols,phenol-alcohols And Their Halogenated	2 000 450	10 479 110	813 543	3 930 962
282 Waste And Scrap Metal Of Iron/steel	1 312 110	7 312 390	600 309	3 259 996
723 Civil Engineering And Contractor Plants And Equipments/parts	0	1 537	0	121 122
278 Other Crude Minerals	0	220 000	0	120 934
LAINNYA	133	551 194	4 159	428 542
<b>SUB TOTAL</b>	<b>90 807 693</b>	<b>663 101 211</b>	<b>75 738 777</b>	<b>552 645 730</b>
<b>LAO PEOPLE'S DEM. REP.</b>				
071 Coffee And Coffee Substitutes	0	460 800	0	839 040
893 Article Of Plastics	0	33 540	0	121 195
655 Knitted Or Crocheted Fabrics	0	9 195	0	112 441
653 Fabrics, Woven, Of Man-made Fibres	0	3 591	0	53 503
292 Crude Vegetable Materials	0	2 000	0	28 000
LAINNYA	2	2 157	13	8 965
<b>SUB TOTAL</b>	<b>2</b>	<b>511 283</b>	<b>13</b>	<b>1 163 144</b>
<b>NEPAL</b>				
659 Floor Coverings	0	267	0	35 185
642 Paper And Paperboard Cut To Size/shape And Article Of Papers	0	796	0	11 243
898 Musical Instrument And Parts/accessories	0	89	0	390
743 Pumps, Compressors, Fans, Blowers, Centrifuges, And Parts	0	2	0	202
848 Articles Of Apparel And Clothing Accessories Of Other Than Textile Fab	0	34	0	196
LAINNYA	0	49	0	224
<b>SUB TOTAL</b>	<b>0</b>	<b>1 237</b>	<b>0</b>	<b>47 440</b>
<b>VIET NAM</b>				
042 Rice	13 048 768	905 930 812	8 128 226	460 287 707
764 Telecommunication Equipments And Parts	108 812	810 177	20 828 756	113 697 048
674 Flat Rolled Products, Clad Or Plated	6 654 030	76 074 203	6 850 959	81 527 030
333 Petroleum Oil, Crude	0	64 103 170	0	57 825 767
611 Leathers	238 947	2 497 531	3 476 331	38 848 222
LAINNYA	26 832 865	770 911 384	62 166 086	627 984 800
<b>SUB TOTAL</b>	<b>46 883 422</b>	<b>1 820 327 277</b>	<b>101 450 358</b>	<b>1 380 170 574</b>
<b>MALDIVES</b>				
893 Article Of Plastics	0	308	0	2 653
122 Tobacco, Manufactured	1	10	30	450
LAINNYA	0	0	0	0
<b>SUB TOTAL</b>	<b>1</b>	<b>318</b>	<b>30</b>	<b>3 103</b>
<b>INDIA</b>				
511 Hydrocarbon And Their Halogenated, Nitrated Derivatives	16 716 619	209 561 020	28 603 676	330 919 375
044 Maize, Unmilled	30 325 527	989 333 570	9 713 984	305 705 070
334 Petroleum Products, Refined	63 211 849	292 564 964	71 440 945	300 613 913
782 Motor Vehicle For The Transportation Of Goods	2 954 627	17 843 974	26 661 943	199 007 209
764 Telecommunication Equipments And Parts	198 407	1 318 250	28 225 220	195 678 831
LAINNYA	158 377 466	2 215 507 293	162 453 792	1 670 195 368
<b>SUB TOTAL</b>	<b>271 784 495</b>	<b>3 726 129 071</b>	<b>327 099 560</b>	<b>3 002 119 766</b>
<b>PAKISTAN</b>				
263 Cotton	757 322	7 503 370	2 048 585	26 662 905
334 Petroleum Products, Refined	0	13 567 060	0	14 499 795

**I.6 IMPOR KOMODITI MENURUT NEGARA ASAL / IMPORT BY COUNTRY OF ORIGIN  
DAN LIMA GOLONGAN BARANG (SITC) UTAMA / AND FIVE MAJOR SITC COMMODITY GROUP  
\*\* AGUSTUS / AUGUST 2011 \*\***

Negara Asal/SITC/Uraian Golongan Barang <i>Country of Origin/SITC/group Description</i>	Berat Bersih / <i>Net Weight (Kg)</i>		Nilai CIF / <i>CIF Value (US\$)</i>	
	Bulan ini <i>Current month</i>	Kumulatif <i>Cum. Jan to date</i>	Bulan ini <i>Current month</i>	Kumulatif <i>Cum. Jan to date</i>
652 Cotton Fabrics, Woven	125 178	1 578 762	856 426	14 176 222
288 Non-ferrous Base Metal Waste And Scraps	155 586	1 360 680	1 297 331	11 695 418
611 Leathers	28 682	340 004	1 226 541	9 895 380
LAINNYA	18 423 356	79 552 168	6 917 766	59 049 421
<b>SUB TOTAL</b>	<b>19 490 124</b>	<b>103 902 044</b>	<b>12 346 649</b>	<b>135 979 141</b>
<b>BANGLADESH</b>				
673 Flat Rolled Products, Not Clad	0	7 309 985	0	6 426 648
658 Made-up Articles, Wholly/chiefly Of Textile Materials	548 896	5 557 524	524 378	6 229 883
651 Textile Yarns	295 450	3 907 389	485 808	5 407 134
054 Vegetables, Fresh, Chilled, Frozen Or Simply Preserved	1 355 520	8 191 635	644 165	3 171 155
845 Articles Of Apparel	4 735	44 631	277 707	1 963 353
LAINNYA	282 082	3 234 783	616 437	7 901 581
<b>SUB TOTAL</b>	<b>2 486 683</b>	<b>28 245 947</b>	<b>2 548 495</b>	<b>31 099 754</b>
<b>SRI LANKA</b>				
046 Meal And Flour Of Wheat And Flour Of Meslin	26 648 500	147 839 520	13 961 010	74 373 187
845 Articles Of Apparel	2 914	23 933	166 719	1 179 024
625 Rubber Tyre, tyre Cases, tyre Treads, inner Tubes, And Tyre Flaps	44 709	343 431	79 239	1 044 032
844 Women's Coats/jackets, Knitted	1 515	14 585	72 460	697 589
074 Tea And Mate	11 501	76 849	40 892	602 957
LAINNYA	188 535	2 879 740	639 311	6 142 169
<b>SUB TOTAL</b>	<b>26 897 674</b>	<b>151 178 058</b>	<b>14 959 631</b>	<b>84 038 958</b>
<b>AFGHANISTAN</b>				
699 Manufactures Of Base Metals	0	5	0	3 894
893 Article Of Plastics	0	17	0	1 222
759 Parts And Accessories For Machine Of Heading 751 Or 752	0	1	0	21
653 Fabrics, Woven, Of Man-made Fibres	0	3	0	2
LAINNYA	0	0	0	0
<b>SUB TOTAL</b>	<b>0</b>	<b>26</b>	<b>0</b>	<b>5 139</b>
<b>INDONESIA</b>				
793 Ships, Boats, And Floating Structures	303 000	1 166 000	60 358	18 910 358
772 Electrical Apparatus For Making And Breaking Electrical Circuits	39 609	248 778	3 234 982	13 140 115
851 Footwears	149 629	1 053 892	1 678 854	11 262 177
673 Flat Rolled Products, Not Clad	1 673 207	11 225 472	1 514 315	10 419 557
778 Electrical Machinery And Apparatus	10 672	751 816	474 631	6 186 162
LAINNYA	1 166 120	20 450 984	5 031 142	64 762 181
<b>SUB TOTAL</b>	<b>3 342 237</b>	<b>34 896 942</b>	<b>11 994 282</b>	<b>124 680 550</b>
<b>IRAQ</b>				
057 Fruit And Nut; Fresh Or Dried	0	1 164 068	0	641 803
759 Parts And Accessories For Machine Of Heading 751 Or 752	0	1	0	42
776 Thermionic, Cold Cathode, And Photo Cathode Valves/tubes	0	1	0	35
874 Measuring, Checking, Analysing, And Controlling Instrument And Appar	0	1	0	21
LAINNYA	0	0	0	0
<b>SUB TOTAL</b>	<b>0</b>	<b>1 164 071</b>	<b>0</b>	<b>641 901</b>
<b>IRAN (ISLAMIC REPUBLIC OF)</b>				
342 Liquefied Propane And Butane	113 253 106	616 580 708	98 919 609	556 011 746
334 Petroleum Products, Refined	35 928 333	80 760 509	38 854 841	98 324 891
511 Hydrocarbon And Their Halogenated, Nitrated Derivatives	12 213 331	43 096 346	13 886 000	49 192 434
562 Fertilizers, Manufactured	3 970 800	44 130 002	2 497 277	26 560 161
522 Inorganic Chemical Elements, Oxides And Halogen Salts	0	23 498 406	0	12 792 443
LAINNYA	2 010 700	132 973 887	1 620 784	47 210 511
<b>SUB TOTAL</b>	<b>167 376 270</b>	<b>941 039 858</b>	<b>155 778 511</b>	<b>790 092 186</b>
<b>SAUDI ARABIA</b>				
333 Petroleum Oil, Crude	257 556 270	3 075 006 155	220 951 261	2 507 416 785
334 Petroleum Products, Refined	54 771 212	242 333 722	54 241 452	232 153 418
511 Hydrocarbon And Their Halogenated, Nitrated Derivatives	16 633 358	181 145 743	20 847 104	230 496 374
512 Alcohols, phenols, phenol-alcohols And Their Halogenated	16 557 391	130 034 928	19 192 369	150 656 722
575 Other Plastics In Primary Forms	6 428 433	61 143 235	9 941 479	92 556 926
LAINNYA	35 180 613	156 850 010	33 741 327	172 590 400
<b>SUB TOTAL</b>	<b>387 127 277</b>	<b>3 846 513 793</b>	<b>358 914 992</b>	<b>3 385 870 625</b>

**I.6 IMPOR KOMODITI MENURUT NEGARA ASAL / IMPORT BY COUNTRY OF ORIGIN  
DAN LIMA GOLONGAN BARANG (SITC) UTAMA / AND FIVE MAJOR SITC COMMODITY GROUP  
\*\* AGUSTUS / AUGUST 2011 \*\***

Negara Asal/SITC/Uraian Golongan Barang <i>Country of Origin/SITC/group Description</i>	Berat Bersih / <i>Net Weight (Kg)</i>		Nilai CIF / <i>CIF Value (US\$)</i>	
	Bulan ini <i>Current month</i>	Kumulatif <i>Cum. Jan to date</i>	Bulan ini <i>Current month</i>	Kumulatif <i>Cum. Jan to date</i>
<b>ISRAEL</b>				
726 Printing/book Binding Machinery And Parts	0	27 348	0	1 651 707
533 Pigments, Paints, Varnishes, And Related Materials	10	34 104	536	704 294
515 Organo-inorganic And Heterocyclic Compounds	81	3 233	89 343	532 009
764 Telecommunication Equipments And Parts	378	2 624	83 494	382 757
776 Thermionic, Cold Cathode, And Photo Cathode Valves/tubes	34	587	50 817	340 991
LAINNYA	21 673	535 763	217 988	2 023 036
<b>SUB TOTAL</b>	<b>22 176</b>	<b>603 659</b>	<b>442 178</b>	<b>5 634 794</b>
<b>KUWAIT</b>				
334 Petroleum Products, Refined	94 067 000	788 190 094	93 429 574	694 450 553
511 Hydrocarbon And Their Halogenated, Nitrated Derivatives	9 502 080	47 543 428	14 347 943	74 859 138
512 Alcohols,phenols,phenol-alcohols And Their Halogenated	2 400 000	22 705 302	3 230 000	28 792 617
571 Polymers Of Ethylene In Primary Forms	2 970 000	18 817 041	3 447 378	22 671 919
282 Waste And Scrap Metal Of Iron/steel	854 435	35 531 790	341 960	14 783 014
LAINNYA	1 810 278	23 821 742	784 202	13 390 646
<b>SUB TOTAL</b>	<b>111 603 793</b>	<b>936 609 397</b>	<b>115 581 057</b>	<b>848 947 887</b>
<b>JORDAN</b>				
272 Fertilizers, Crude	122 134 000	373 874 000	19 907 842	55 301 972
562 Fertilizers, Manufactured	7 814 620	111 378 475	3 767 821	47 895 950
522 Inorganic Chemical Elements, Oxides And Halogen Salts	38 584 190	76 912 008	21 282 374	38 420 895
685 Lead	0	1 190 595	0	2 656 499
288 Non-ferrous Base Metal Waste And Scraps	19 060	127 790	159 444	1 094 147
LAINNYA	79 382	2 170 102	50 666	1 417 282
<b>SUB TOTAL</b>	<b>168 631 252</b>	<b>565 652 970</b>	<b>45 168 147</b>	<b>146 786 745</b>
<b>LEBANON</b>				
282 Waste And Scrap Metal Of Iron/steel	0	5 679 535	0	2 661 152
288 Non-ferrous Base Metal Waste And Scraps	42 960	62 410	359 376	519 961
892 Printed Matter	0	251 911	0	486 339
652 Cotton Fabrics, Woven	0	21 661	0	270 044
121 Tobacco, Unmanufactured And Refused	0	77 065	0	249 845
LAINNYA	1	9 589	2	76 133
<b>SUB TOTAL</b>	<b>42 961</b>	<b>6 102 171</b>	<b>359 378</b>	<b>4 263 474</b>
<b>PALESTINA</b>				
655 Knitted Or Crocheted Fabrics	0	1	0	56
784 Parts And Accessories Of The Motor Vehicles	0	1	0	4
LAINNYA	0	0	0	0
<b>SUB TOTAL</b>	<b>0</b>	<b>2</b>	<b>0</b>	<b>60</b>
<b>YEMEN</b>				
034 Fish, Fresh, Chilled Or Frozen	26 120	2 739 054	18 806	1 885 135
288 Non-ferrous Base Metal Waste And Scraps	0	71 340	0	630 370
611 Leathers	0	48 150	0	377 243
685 Lead	0	97 094	0	177 565
211 Hides And Skins, Raw	0	16 560	0	161 400
LAINNYA	174 980	591 446	46 720	186 950
<b>SUB TOTAL</b>	<b>201 100</b>	<b>3 563 644</b>	<b>65 526</b>	<b>3 418 663</b>
<b>OMAN</b>				
684 Aluminium	4 896 775	45 580 164	12 099 322	117 544 509
511 Hydrocarbon And Their Halogenated, Nitrated Derivatives	15 404 637	51 894 121	22 866 006	72 890 170
334 Petroleum Products, Refined	0	39 815 169	0	43 020 932
512 Alcohols,phenols,phenol-alcohols And Their Halogenated	7 323 841	12 323 841	2 992 536	4 746 236
575 Other Plastics In Primary Forms	99 000	2 664 000	145 530	4 410 585
LAINNYA	332 524	2 751 742	90 783	2 495 616
<b>SUB TOTAL</b>	<b>28 056 777</b>	<b>155 029 037</b>	<b>38 194 177</b>	<b>245 108 048</b>
<b>SYRIA ARAB REPUBLIC</b>				
611 Leathers	26 761	591 365	230 749	4 068 087
211 Hides And Skins, Raw	0	19 260	0	153 125

**I.6 IMPOR KOMODITI MENURUT NEGARA ASAL / IMPORT BY COUNTRY OF ORIGIN  
DAN LIMA GOLONGAN BARANG (SITC) UTAMA / AND FIVE MAJOR SITC COMMODITY GROUP  
\*\* AGUSTUS / AUGUST 2011 \*\***

Negara Asal/SITC/Uraian Golongan Barang <i>Country of Origin/SITC/group Description</i>	Berat Bersih / <i>Net Weight (Kg)</i>		Nilai CIF / <i>CIF Value (US\$)</i>	
	Bulan ini <i>Current month</i>	Kumulatif <i>Cum. Jan to date</i>	Bulan ini <i>Current month</i>	Kumulatif <i>Cum. Jan to date</i>
892 Printed Matter	16 001	77 006	21 598	101 033
575 Other Plastics In Primary Forms	0	7 440	0	42 288
583 Monofilament And Rod Of Plastics	5 400	5 400	28 221	28 221
LAINNYA	4	5 582	61	23 711
<b>SUB TOTAL</b>	<b>48 166</b>	<b>706 053</b>	<b>280 629</b>	<b>4 416 465</b>
<b>TURKEY</b>				
333 Petroleum Oil, Crude	0	133 561 727	0	91 750 391
046 Meal And Flour Of Wheat And Flour Of Meslin	23 181 350	233 979 544	8 990 159	85 318 251
121 Tobacco, Unmanufactured And Refused	1 692 936	6 103 279	8 024 180	32 804 650
523 Metallicsalts And Peroxysalts	3 672 000	18 880 124	2 274 480	11 793 208
251 Pulp And Waste Paper	4 375 820	41 366 089	1 183 202	10 463 346
LAINNYA	8 552 582	79 391 567	8 817 213	86 257 197
<b>SUB TOTAL</b>	<b>41 474 688</b>	<b>513 282 330</b>	<b>29 289 234</b>	<b>318 387 043</b>
<b>UNITED ARAB EMIRATES</b>				
342 Liquefied Propane And Butane	46 633 700	297 450 183	39 713 368	259 617 761
334 Petroleum Products, Refined	1 415 480	149 254 222	1 992 956	146 217 390
511 Hydrocarbon And Their Halogenated, Nitrated Derivatives	13 325 275	39 582 748	15 169 629	53 170 393
684 Alumunium	1 578 301	15 329 114	4 151 778	40 357 468
282 Waste And Scrap Metal Of Iron/steel	2 335 460	60 845 574	1 173 940	27 215 658
LAINNYA	11 691 930	90 937 142	8 555 564	81 331 116
<b>SUB TOTAL</b>	<b>76 980 146</b>	<b>653 398 983</b>	<b>70 757 235</b>	<b>607 909 786</b>
<b>QATAR</b>				
342 Liquefied Propane And Butane	0	163 011 774	0	141 751 621
511 Hydrocarbon And Their Halogenated, Nitrated Derivatives	11 190 825	74 840 228	12 828 135	95 749 587
334 Petroleum Products, Refined	31 444 157	91 415 095	30 324 745	84 360 219
598 Miscellaneous Chemical Products	0	16 048 700	0	30 259 424
684 Alumunium	1 223 542	9 627 788	3 433 225	26 446 751
LAINNYA	22 812 107	68 595 130	6 910 449	34 932 955
<b>SUB TOTAL</b>	<b>66 670 631</b>	<b>423 538 715</b>	<b>53 496 554</b>	<b>413 500 557</b>
<b>BAHRAIN</b>				
334 Petroleum Products, Refined	0	30 680 020	0	33 407 474
684 Alumunium	1 157 043	10 477 837	3 192 055	27 388 298
281 Iron Ore And Concentrates	0	63 174 791	0	14 458 028
282 Waste And Scrap Metal Of Iron/steel	1 532 325	20 911 848	756 603	8 963 481
288 Non-ferrous Base Metal Waste And Scraps	0	57 280	0	492 104
LAINNYA	492 514	1 386 026	138 501	506 162
<b>SUB TOTAL</b>	<b>3 181 882</b>	<b>126 687 802</b>	<b>4 087 159</b>	<b>85 215 547</b>
<b>CYPRUS</b>				
793 Ships, Boats, And Floating Structures	0	10 026 000	0	6 476 697
251 Pulp And Waste Paper	677 110	4 379 430	173 340	1 055 968
282 Waste And Scrap Metal Of Iron/steel	143 700	1 579 170	48 858	572 808
287 Ores And Concentrates Of Basemetals	0	504 000	0	407 328
745 Other Non-electical Machinery, Tools, And Mechanical Apparatus	0	92 985	0	250 135
LAINNYA	14	194 290	1 844	387 189
<b>SUB TOTAL</b>	<b>820 824</b>	<b>16 775 875</b>	<b>224 042</b>	<b>9 150 125</b>
<b>OTHER WEST ASIA</b>				
843 Men's Coats/jackets, Knitted	0	95	0	1 169
LAINNYA	0	0	0	0
<b>SUB TOTAL</b>	<b>0</b>	<b>95</b>	<b>0</b>	<b>1 169</b>
<b>EGYPT</b>				
562 Fertilizers, Manufactured	68 412 581	702 459 920	6 881 414	69 253 390
272 Fertilizers, Crude	81 600 000	231 759 000	10 714 608	29 406 915
057 Fruit And Nut; Fresh Or Dried	653 438	10 469 898	1 299 984	9 096 963
716 Rotating Electric Plants And Parts	0	5 000	0	4 323 563
061 Sugar, Molasses, And Honey	0	23 337 880	0	4 219 065
LAINNYA	916 146	12 712 486	949 299	19 414 748
<b>SUB TOTAL</b>	<b>151 582 165</b>	<b>980 744 184</b>	<b>19 845 305</b>	<b>135 714 644</b>



**I.6 IMPOR KOMODITI MENURUT NEGARA ASAL / IMPORT BY COUNTRY OF ORIGIN  
DAN LIMA GOLONGAN BARANG (SITC) UTAMA / AND FIVE MAJOR SITC COMMODITY GROUP  
\*\* AGUSTUS / AUGUST 2011 \*\***

Negara Asal/SITC/Uraian Golongan Barang <i>Country of Origin/SITC/group Description</i>	Berat Bersih / <i>Net Weight (Kg)</i>		Nilai CIF / <i>CIF Value (US\$)</i>	
	Bulan ini <i>Current month</i>	Kumulatif <i>Cum. Jan to date</i>	Bulan ini <i>Current month</i>	Kumulatif <i>Cum. Jan to date</i>
<b>MOROCCO</b>				
522 Inorganic Chemical Elements, Oxides And Halogen Salts	0	62 805 257	0	26 840 168
842 Women's Coats/jacket, Not Knitted	8 924	60 449	649 237	4 671 032
562 Fertilizers, Manufactured	0	1 999 500	0	1 309 682
841 Men's Coats/jackets, Not Knitted	2 219	16 551	156 247	1 164 959
845 Articles Of Apparel	1 680	14 531	121 871	1 035 764
LAINNYA	186 463	904 532	268 508	2 048 057
<b>SUB TOTAL</b>	<b>199 286</b>	<b>65 800 820</b>	<b>1 195 863</b>	<b>37 069 662</b>
<b>TUNISIA</b>				
057 Fruit And Nut; Fresh Or Dried	155 366	1 990 247	461 519	6 043 576
523 Metallicsalts And Peroxysalts	270 000	3 630 000	163 215	2 192 062
772 Electrical Apparatus For Making And Breaking Electrical Circuits	5 130	369 822	122 054	1 468 275
251 Pulp And Waste Paper	0	1 133 176	0	1 403 529
773 Equipment For Distributing Electricity	57	2 015	1 656	220 313
LAINNYA	71 051	351 245	255 309	1 160 612
<b>SUB TOTAL</b>	<b>501 604</b>	<b>7 476 505</b>	<b>1 003 753</b>	<b>12 488 367</b>
<b>ALGERIA</b>				
333 Petroleum Oil, Crude	83 977 100	300 000 725	80 035 257	256 008 787
251 Pulp And Waste Paper	115 880	2 093 208	34 416	601 070
057 Fruit And Nut; Fresh Or Dried	40 000	83 800	47 200	115 660
699 Manufactures Of Base Metals	0	1 396	0	3 245
666 Pottery	0	3 277	0	1 368
LAINNYA	0	2	0	2
<b>SUB TOTAL</b>	<b>84 132 980</b>	<b>302 182 408</b>	<b>80 116 873</b>	<b>256 730 132</b>
<b>SUDAN</b>				
333 Petroleum Oil, Crude	0	78 181 900	0	56 907 035
282 Waste And Scrap Metal Of Iron/steel	1 397 280	18 358 580	541 910	7 307 449
263 Cotton	0	22 225	0	72 698
288 Non-ferrous Base Metal Waste And Scraps	0	23 300	0	44 037
251 Pulp And Waste Paper	0	100 980	0	28 981
LAINNYA	710	3 620	3 097	22 610
<b>SUB TOTAL</b>	<b>1 397 990</b>	<b>96 690 605</b>	<b>545 007</b>	<b>64 382 810</b>
<b>NAMIBIA</b>				
282 Waste And Scrap Metal Of Iron/steel	1 795 882	9 930 416	826 652	4 144 075
686 Zinc	0	558 094	0	1 355 932
273 Stone, Sand And Gravel	0	447 105	0	26 754
641 Papers And Paperboards	0	694	0	4 344
749 Non-electric Parts And Accessories Of Machineries	0	1	0	122
LAINNYA	0	4	0	31
<b>SUB TOTAL</b>	<b>1 795 882</b>	<b>10 936 314</b>	<b>826 652</b>	<b>5 531 258</b>
<b>WESTERN SAHARA</b>				
699 Manufactures Of Base Metals	0	2 400	0	7 536
LAINNYA	0	0	0	0
<b>SUB TOTAL</b>	<b>0</b>	<b>2 400</b>	<b>0</b>	<b>7 536</b>
<b>ETHIOPIA</b>				
054 Vegetables, Fresh, Chilled, Frozen Or Simply Preserved	1 884 000	4 422 856	1 348 034	3 002 211
611 Leathers	3 092	55 025	166 982	2 196 858
075 Spices	45 000	285 000	89 704	377 704
222 Oil Seeds Use For Extraction Ofsoft Fixed Vegetable Oils	0	583 560	0	292 100
771 Electric Power Machinery And Parts	0	63	0	253
LAINNYA	0	34	0	137
<b>SUB TOTAL</b>	<b>1 932 092</b>	<b>5 346 538</b>	<b>1 604 720</b>	<b>5 869 263</b>
<b>TANZANIA, UNITED REP. OF</b>				
263 Cotton	0	1 243 137	0	4 047 478
121 Tobacco, Unmanufactured And Refused	79 200	726 243	524 700	3 813 283
054 Vegetables, Fresh, Chilled, Frozen Or Simply Preserved	609 760	1 308 202	527 511	917 101

**I.6 IMPOR KOMODITI MENURUT NEGARA ASAL / IMPORT BY COUNTRY OF ORIGIN  
DAN LIMA GOLONGAN BARANG (SITC) UTAMA / AND FIVE MAJOR SITC COMMODITY GROUP  
\*\* AGUSTUS / AUGUST 2011 \*\***

Negara Asal/SITC/Uraian Golongan Barang <i>Country of Origin/SITC/group Description</i>	Berat Bersih / <i>Net Weight (Kg)</i>		Nilai CIF / <i>CIF Value (US\$)</i>	
	Bulan ini <i>Current month</i>	Kumulatif <i>Cum. Jan to date</i>	Bulan ini <i>Current month</i>	Kumulatif <i>Cum. Jan to date</i>
222 Oil Seeds Use For Extraction Ofsoft Fixed Vegetable Oils	771 070	1 357 999	466 296	765 272
071 Coffee And Coffee Substitutes	54 900	72 890	183 915	188 673
LAINNYA	0	65 854	0	172 836
<b>SUB TOTAL</b>	<b>1 514 930</b>	<b>4 774 325</b>	<b>1 702 422</b>	<b>9 904 643</b>
<b>MADAGASCAR</b>				
075 Spices	2 967 951	7 596 006	69 947 424	160 199 629
551 Essential Oils, Perfumes, And Flavour Materials	30 340	405 581	698 416	8 232 715
282 Waste And Scrap Metal Of Iron/steel	723 569	4 476 929	340 299	1 962 747
841 Men's Coats/jackets, Not Knitted	93	2 229	4 411	129 117
842 Women's Coats/jacket, Not Knitted	0	112	0	5 867
LAINNYA	0	7 917	0	9 379
<b>SUB TOTAL</b>	<b>3 721 953</b>	<b>12 488 774</b>	<b>70 990 550</b>	<b>170 539 454</b>
<b>SOMALIA</b>				
611 Leathers	17 050	37 010	117 000	184 954
LAINNYA	0	0	0	0
<b>SUB TOTAL</b>	<b>17 050</b>	<b>37 010</b>	<b>117 000</b>	<b>184 954</b>
<b>KENYA</b>				
523 Metallicsalts And Peroxysalts	2 587 454	23 393 923	604 085	5 764 700
074 Tea And Mate	156 188	1 342 354	480 110	4 107 912
611 Leathers	36 122	246 714	272 234	2 001 845
263 Cotton	123 678	362 135	513 938	1 507 882
292 Crude Vegetable Materials	0	499 332	0	798 930
LAINNYA	167 520	1 997 639	292 382	1 713 610
<b>SUB TOTAL</b>	<b>3 070 962</b>	<b>27 842 097</b>	<b>2 162 749</b>	<b>15 894 879</b>
<b>REUNION</b>				
251 Pulp And Waste Paper	764 222	3 987 233	189 127	1 023 876
282 Waste And Scrap Metal Of Iron/steel	0	596 165	0	274 119
579 Waste And Scrap Of Plastics	85 680	85 680	15 851	15 851
629 Articles Of Rubbers	326	326	9 323	9 323
764 Telecommunication Equipments And Parts	0	22	0	7 835
LAINNYA	0	192	0	4 919
<b>SUB TOTAL</b>	<b>850 228</b>	<b>4 669 618</b>	<b>214 301</b>	<b>1 335 923</b>
<b>MOZAMBIQUE</b>				
222 Oil Seeds Use For Extraction Ofsoft Fixed Vegetable Oils	2 268 438	6 272 916	1 795 973	5 368 447
057 Fruit And Nut; Fresh Or Dried	0	2 470 215	0	3 761 214
263 Cotton	0	1 378 750	0	3 692 051
793 Ships, Boats, And Floating Structures	0	13 475 000	0	2 800 000
054 Vegetables, Fresh, Chilled, Frozen Or Simply Preserved	383 435	710 691	236 224	567 187
LAINNYA	206 560	692 690	184 018	887 093
<b>SUB TOTAL</b>	<b>2 858 433</b>	<b>25 000 262</b>	<b>2 216 215</b>	<b>17 075 992</b>
<b>BOTSWANA</b>				
658 Made-up Articles, Wholly/chiefly Of Textile Materials	0	58	0	991
845 Articles Of Apparel	0	11	0	232
776 Thermionic, Cold Cathode, And Photo Cathode Valves/tubes	0	1	0	19
656 Tulle,lace,embroidery,ribbons,trimmings And Other Small Wares	0	1	0	2
LAINNYA	0	0	0	0
<b>SUB TOTAL</b>	<b>0</b>	<b>71</b>	<b>0</b>	<b>1 244</b>
<b>EQUATORIAL GUINEA</b>				
629 Articles Of Rubbers	0	55	0	791
LAINNYA	0	0	0	0
<b>SUB TOTAL</b>	<b>0</b>	<b>55</b>	<b>0</b>	<b>791</b>
<b>TOGO</b>				
263 Cotton	194 587	3 117 954	632 756	11 976 539
282 Waste And Scrap Metal Of Iron/steel	1 875 580	6 283 770	735 895	2 583 028

**I.6 IMPOR KOMODITI MENURUT NEGARA ASAL / IMPORT BY COUNTRY OF ORIGIN  
DAN LIMA GOLONGAN BARANG (SITC) UTAMA / AND FIVE MAJOR SITC COMMODITY GROUP  
\*\* AGUSTUS / AUGUST 2011 \*\***

Negara Asal/SITC/Uraian Golongan Barang <i>Country of Origin/SITC/group Description</i>	Berat Bersih / <i>Net Weight (Kg)</i>		Nilai CIF / <i>CIF Value (US\$)</i>	
	Bulan ini <i>Current month</i>	Kumulatif <i>Cum. Jan to date</i>	Bulan ini <i>Current month</i>	Kumulatif <i>Cum. Jan to date</i>
222 Oil Seeds Use For Extraction Ofsoft Fixed Vegetable Oils	0	95 040	0	85 964
843 Men's Coats/jackets, Knitted	0	1 020	0	41 925
288 Non-ferrous Base Metal Waste And Scraps	0	21 000	0	37 380
LAINNYA	0	850	0	39 072
<b>SUB TOTAL</b>	<b>2 070 167</b>	<b>9 519 634</b>	<b>1 368 651</b>	<b>14 763 908</b>
<b>GHANA</b>				
072 Cocoa	200 000	3 869 973	672 780	13 207 166
282 Waste And Scrap Metal Of Iron/steel	526 450	10 688 070	244 326	4 395 464
263 Cotton	0	643 340	0	2 080 878
288 Non-ferrous Base Metal Waste And Scraps	42 670	108 775	356 950	729 880
685 Lead	0	197 340	0	480 095
LAINNYA	0	88 637	0	83 127
<b>SUB TOTAL</b>	<b>769 120</b>	<b>15 596 135</b>	<b>1 274 056</b>	<b>20 976 610</b>
<b>LIBERIA</b>				
282 Waste And Scrap Metal Of Iron/steel	4 153 860	12 952 707	1 559 871	5 153 374
793 Ships, Boats, And Floating Structures	0	778 000	0	215 000
652 Cotton Fabrics, Woven	0	769	0	5 784
621 Materials Of Rubber	0	125	0	442
892 Printed Matter	0	1	0	2
LAINNYA	0	0	0	0
<b>SUB TOTAL</b>	<b>4 153 860</b>	<b>13 731 602</b>	<b>1 559 871</b>	<b>5 374 602</b>
<b>GUINEA</b>				
282 Waste And Scrap Metal Of Iron/steel	996 880	5 386 421	425 811	2 291 720
248 Wood,simply Worked And Railway Sleeper Of Wood	0	38 432	0	39 160
893 Article Of Plastics	152	152	519	519
764 Telecommunication Equipments And Parts	0	6	0	118
694 Nails, Screws, Nuts, Bolts, Rivets Of Iron/steel Or Copper	0	5	0	101
LAINNYA	0	0	0	0
<b>SUB TOTAL</b>	<b>997 032</b>	<b>5 425 016</b>	<b>426 330</b>	<b>2 331 618</b>
<b>ANGOLA</b>				
282 Waste And Scrap Metal Of Iron/steel	2 168 475	7 523 067	810 071	2 835 581
793 Ships, Boats, And Floating Structures	0	2 586 660	0	1 937 711
723 Civil Engineering And Contractor Plants And Equipments/parts	0	247 916	0	543 435
744 Mechanical Handling Equipments And Parts	0	184 295	0	423 016
728 Other Machines And Equipment Specialized For Particular Industry	0	223 377	0	298 775
LAINNYA	0	638 331	0	741 916
<b>SUB TOTAL</b>	<b>2 168 475</b>	<b>11 403 646</b>	<b>810 071</b>	<b>6 780 434</b>
<b>CONGO</b>				
282 Waste And Scrap Metal Of Iron/steel	542 760	3 217 808	244 829	1 425 630
292 Crude Vegetable Materials	100 175	340 175	160 279	544 279
231 Natural Rubber Latex;natural Rubber And Similar Natural Gums	0	90 000	0	387 000
248 Wood,simply Worked And Railway Sleeper Of Wood	26 860	50 360	29 153	62 701
724 Textile/leather Machinery And Parts	5	5	6 840	6 840
LAINNYA	0	51	0	7 188
<b>SUB TOTAL</b>	<b>669 800</b>	<b>3 698 399</b>	<b>441 101</b>	<b>2 433 638</b>
<b>CAMEROON</b>				
072 Cocoa	0	1 447 367	0	4 639 258
263 Cotton	0	881 877	0	2 191 181
248 Wood,simply Worked And Railway Sleeper Of Wood	126 329	429 471	140 778	435 172
247 Wood In The Rough Or Roughly Squared	0	351 551	0	263 424
523 Metallcalsalts And Peroxysalts	0	253 400	0	241 102
LAINNYA	0	50 667	0	144 905
<b>SUB TOTAL</b>	<b>126 329</b>	<b>3 414 333</b>	<b>140 778</b>	<b>7 915 042</b>
<b>NIGERIA</b>				
333 Petroleum Oil, Crude	376 397 000	1 345 883 040	327 083 488	1 160 381 918
263 Cotton	152 354	2 646 005	612 980	9 682 526

**I.6 IMPOR KOMODITI MENURUT NEGARA ASAL / IMPORT BY COUNTRY OF ORIGIN  
DAN LIMA GOLONGAN BARANG (SITC) UTAMA / AND FIVE MAJOR SITC COMMODITY GROUP  
\*\* AGUSTUS / AUGUST 2011 \*\***

Negara Asal/SITC/Uraian Golongan Barang <i>Country of Origin/SITC/group Description</i>	Berat Bersih / <i>Net Weight (Kg)</i>		Nilai CIF / <i>CIF Value (US\$)</i>	
	Bulan ini <i>Current month</i>	Kumulatif <i>Cum. Jan to date</i>	Bulan ini <i>Current month</i>	Kumulatif <i>Cum. Jan to date</i>
685 Lead	215 111	1 128 016	461 692	2 438 231
792 Aircraft And Associated Equipments And Parts	0	214 000	0	2 000 000
072 Cocoa	400 542	692 467	1 231 663	1 960 956
LAINNYA	120 501	657 846	150 944	1 381 845
<b>SUB TOTAL</b>	<b>377 285 508</b>	<b>1 351 221 374</b>	<b>329 540 767</b>	<b>1 177 845 476</b>
<b>SIERRA LEONE</b>				
282 Waste And Scrap Metal Of Iron/steel	2 210 655	10 558 506	867 848	4 453 689
776 Thermionic, Cold Cathode, And Photo Cathode Valves/tubes	0	334	0	48 707
778 Electrical Machinery And Apparatus	0	1 744	0	19 747
112 Alcoholic Beverages	0	1 158	0	12 653
772 Electrical Apparatus For Making And Breaking Electrical Circuits	247	309	4 560	5 291
LAINNYA	13	1 239	1 516	13 457
<b>SUB TOTAL</b>	<b>2 210 915</b>	<b>10 563 290</b>	<b>873 924</b>	<b>4 553 544</b>
<b>GABON</b>				
282 Waste And Scrap Metal Of Iron/steel	652 040	2 858 580	294 206	1 143 117
635 Wood Manufactures	19 357	57 924	51 844	155 709
634 Veneers,plywood,improved/reconstituted Wood Worked	0	16 551	0	36 356
874 Measuring, Checking, Analysing, And Controlling Instrument And Appar	0	185	0	29 796
821 Furnitures And Parts	0	7 407	0	15 626
LAINNYA	267	4 509	6 842	17 271
<b>SUB TOTAL</b>	<b>671 664</b>	<b>2 945 156</b>	<b>352 892</b>	<b>1 397 875</b>
<b>COTE D'IVOIRE</b>				
263 Cotton	1 228 920	8 307 488	4 748 321	29 896 803
072 Cocoa	0	3 413 350	0	11 444 204
282 Waste And Scrap Metal Of Iron/steel	946 635	6 839 520	362 866	2 796 295
288 Non-ferrous Base Metal Waste And Scraps	0	37 385	0	332 772
248 Wood, simply Worked And Railway Sleeper Of Wood	0	243 572	0	302 883
LAINNYA	945	1 233	16 472	39 096
<b>SUB TOTAL</b>	<b>2 176 500</b>	<b>18 842 548</b>	<b>5 127 659</b>	<b>44 812 053</b>
<b>SENEGAL</b>				
282 Waste And Scrap Metal Of Iron/steel	3 762 580	23 551 429	1 493 739	9 728 938
263 Cotton	0	721 855	0	2 906 850
288 Non-ferrous Base Metal Waste And Scraps	19 640	130 710	34 959	226 394
737 Metalworking Machinery And Parts	0	14 261	0	38 237
334 Petroleum Products, Refined	0	20 030	0	30 245
LAINNYA	1 750	39 448	7 790	49 096
<b>SUB TOTAL</b>	<b>3 783 970</b>	<b>24 477 733</b>	<b>1 536 488</b>	<b>12 979 760</b>
<b>MAURITANIA</b>				
282 Waste And Scrap Metal Of Iron/steel	145 520	2 312 760	62 865	945 723
411 Animal Oils And Fats	0	60 000	0	93 968
776 Thermionic, Cold Cathode, And Photo Cathode Valves/tubes	0	610	0	48 822
735 Parts Of Machine Tools	0	1 253	0	14 344
759 Parts And Accessories For Machine Of Heading 751 Or 752	0	80	0	5 086
LAINNYA	0	0	0	0
<b>SUB TOTAL</b>	<b>145 520</b>	<b>2 374 703</b>	<b>62 865</b>	<b>1 107 943</b>
<b>MALI</b>				
263 Cotton	450 112	14 094 588	1 520 101	53 724 043
764 Telecommunication Equipments And Parts	827	1 344	76 492	142 398
776 Thermionic, Cold Cathode, And Photo Cathode Valves/tubes	0	30	0	8 814
896 Works Of Art, Collectors Pieces And Antiques	0	14	0	5 150
893 Article Of Plastics	0	45	0	1 921
LAINNYA	1	41	231	2 200
<b>SUB TOTAL</b>	<b>450 940</b>	<b>14 096 062</b>	<b>1 596 824</b>	<b>53 884 526</b>
<b>BENIN</b>				
263 Cotton	158 358	12 754 087	615 027	40 623 164
282 Waste And Scrap Metal Of Iron/steel	1 198 100	12 513 875	504 291	5 225 528

**I.6 IMPOR KOMODITI MENURUT NEGARA ASAL / IMPORT BY COUNTRY OF ORIGIN  
DAN LIMA GOLONGAN BARANG (SITC) UTAMA / AND FIVE MAJOR SITC COMMODITY GROUP  
\*\* AGUSTUS / AUGUST 2011 \*\***

Negara Asal/SITC/Uraian Golongan Barang <i>Country of Origin/SITC/group Description</i>	Berat Bersih / <i>Net Weight (Kg)</i>		Nilai CIF / <i>CIF Value (US\$)</i>	
	Bulan ini <i>Current month</i>	Kumulatif <i>Cum. Jan to date</i>	Bulan ini <i>Current month</i>	Kumulatif <i>Cum. Jan to date</i>
288 Non-ferrous Base Metal Waste And Scraps	109 985	419 065	452 435	2 467 772
057 Fruit And Nut; Fresh Or Dried	0	1 327 890	0	1 715 140
LAINNYA	0	0	0	0
<b>SUB TOTAL</b>	<b>1 466 443</b>	<b>27 014 917</b>	<b>1 571 753</b>	<b>50 031 604</b>
<b>BURKINA FASO</b>				
263 Cotton	1 294 719	14 840 291	5 270 642	49 247 301
LAINNYA	0	0	0	0
<b>SUB TOTAL</b>	<b>1 294 719</b>	<b>14 840 291</b>	<b>5 270 642</b>	<b>49 247 301</b>
<b>GUINEA BISSAU</b>				
282 Waste And Scrap Metal Of Iron/steel	0	213 000	0	98 833
LAINNYA	0	0	0	0
<b>SUB TOTAL</b>	<b>0</b>	<b>213 000</b>	<b>0</b>	<b>98 833</b>
<b>GAMBIA</b>				
282 Waste And Scrap Metal Of Iron/steel	696 180	6 472 150	304 618	2 626 333
222 Oil Seeds Use For Extraction Ofsoft Fixed Vegetable Oils	0	436 020	0	442 684
554 Soap,cleansing And Polishing Preparations	0	5 539	0	36 000
574 Poliacetals And Polycarbons In Primary Forms	0	366	0	2 400
892 Printed Matter	0	2	0	433
LAINNYA	0	39	0	238
<b>SUB TOTAL</b>	<b>696 180</b>	<b>6 914 116</b>	<b>304 618</b>	<b>3 108 088</b>
<b>U.S. VIRGIN ISLANDS</b>				
682 Copper	0	127 651	0	640 666
771 Electric Power Machinery And Parts	0	760	0	91 473
655 Knitted Or Crocheted Fabrics	0	3 969	0	29 524
772 Electrical Apparatus For Making And Breaking Electrical Circuits	0	15	0	4 024
842 Women's Coats/jacket, Not Knitted	10	10	2 065	2 065
LAINNYA	1	20	242	1 766
<b>SUB TOTAL</b>	<b>11</b>	<b>132 425</b>	<b>2 307</b>	<b>769 518</b>
<b>SEYCHELLES</b>				
232 Synthetic Rubber Latex, Synthetic/reclaimed Rubber	0	43 200	0	170 640
112 Alcoholic Beverages	384	2 427	3 536	23 491
784 Parts And Accessories Of The Motor Vehicles	0	61	0	3 556
694 Nails, Screws, Nuts, Bolts, Rivets Of Iron/steel Or Copper	0	3	0	29
LAINNYA	0	0	0	0
<b>SUB TOTAL</b>	<b>384</b>	<b>45 691</b>	<b>3 536</b>	<b>197 716</b>
<b>UGANDA</b>				
263 Cotton	0	3 210 423	0	13 247 276
611 Leathers	0	59 791	0	599 405
689 Miscellaneous Non-ferrous Basemetals Employed In Metallurgy	5 000	15 000	186 289	578 169
728 Other Machines And Equipment Specialized For Particular Industry	0	110	0	29 302
LAINNYA	0	0	0	0
<b>SUB TOTAL</b>	<b>5 000</b>	<b>3 285 324</b>	<b>186 289</b>	<b>14 454 152</b>
<b>CENTRAL AFRICAN REPUBLIC</b>				
263 Cotton	0	2 377 377	0	6 946 563
523 Metallicsalts And Peroxysalts	60 000	180 000	179 400	430 560
292 Crude Vegetable Materials	0	7	0	138 758
874 Measuring, Checking, Analysing, And Controlling Instrument And Appar	0	365	0	42 793
727 Food Processing Machines And Parts	0	548	0	42 004
LAINNYA	0	0	0	0
<b>SUB TOTAL</b>	<b>60 000</b>	<b>2 558 297</b>	<b>179 400</b>	<b>7 600 678</b>
<b>NIGER</b>				
793 Ships, Boats, And Floating Structures	0	2 391	0	69 345
713 Internal Combustion Piston Engines And Parts	0	1 116	0	32 361
874 Measuring, Checking, Analysing, And Controlling Instrument And Appar	0	14 103	0	19 762

**I.6 IMPOR KOMODITI MENURUT NEGARA ASAL / IMPORT BY COUNTRY OF ORIGIN  
DAN LIMA GOLONGAN BARANG (SITC) UTAMA / AND FIVE MAJOR SITC COMMODITY GROUP  
\*\* AGUSTUS / AUGUST 2011 \*\***

Negara Asal/SITC/Uraian Golongan Barang <i>Country of Origin/SITC/group Description</i>	Berat Bersih / <i>Net Weight (Kg)</i>		Nilai CIF / <i>CIF Value (US\$)</i>	
	Bulan ini <i>Current month</i>	Kumulatif <i>Cum. Jan to date</i>	Bulan ini <i>Current month</i>	Kumulatif <i>Cum. Jan to date</i>
693 Wire Products And Fencing Grills	0	6 390	0	16 880
692 Metal Containers For Storage And Transportations	0	901	0	15 233
LAINNYA	1	9 816	8	34 822
SUB TOTAL	1	34 717	8	188 403
<b>CHAD</b>				
263 Cotton	0	495 628	0	2 106 318
LAINNYA	0	0	0	0
SUB TOTAL	0	495 628	0	2 106 318
<b>DJIBOUTI</b>				
054 Vegetables, Fresh, Chilled, Frozen Or Simply Preserved	22 000	580 540	6 600	533 118
282 Waste And Scrap Metal Of Iron/steel	35 800	437 614	13 604	201 163
LAINNYA	0	0	0	0
SUB TOTAL	57 800	1 018 154	20 204	734 281
<b>SAINT HELENA</b>				
724 Textile/leather Machinery And Parts	0	132	0	2 586
653 Fabrics, Woven, Of Man-made Fibres	148	148	2 471	2 471
773 Equipment For Distributing Electricity	0	170	0	1 517
679 Tubes, Pipes, Hollow Profile, Pipe Fitting Of Iron/steel	0	86	0	1 284
334 Petroleum Products, Refined	0	512	0	1 068
LAINNYA	1	144	151	1 296
SUB TOTAL	149	1 192	2 622	10 222
<b>SAO TOME AND PRINCIPE</b>				
821 Furnitures And Parts	0	2	0	59
892 Printed Matter	0	1	0	3
899 Other Miscellaneous Manufactured Articles	0	1	0	1
LAINNYA	0	0	0	0
SUB TOTAL	0	4	0	63
<b>SWAZILAND</b>				
516 Other Organic Chemicals	0	163 440	0	850 066
772 Electrical Apparatus For Making And Breaking Electrical Circuits	431	1 220	23 273	205 628
778 Electrical Machinery And Apparatus	0	453	0	123 022
745 Other Non-electical Machinery, Tools, And Mechanical Apparatus	2 874	60 164	4 055	109 505
699 Manufactures Of Base Metals	0	3 513	0	80 689
LAINNYA	172	17 575	28 291	332 007
SUB TOTAL	3 477	246 365	55 619	1 700 917
<b>SOUTH AFRICA</b>				
251 Pulp And Waste Paper	25 753 678	200 543 618	28 911 684	230 760 939
282 Waste And Scrap Metal Of Iron/steel	27 357 266	198 436 105	13 273 018	89 275 007
061 Sugar, Molasses, And Honey	0	31 480 500	0	22 262 979
684 Alumunium	786 796	7 226 221	2 120 439	18 514 746
057 Fruit And Nut; Fresh Or Dried	1 675 738	12 032 332	1 519 831	16 351 037
LAINNYA	3 457 194	54 025 742	10 570 998	102 142 177
SUB TOTAL	59 030 672	503 744 518	56 395 970	479 306 885
<b>ZIMBABWE</b>				
121 Tobacco, Unmanufactured And Refused	415 800	845 520	2 931 984	5 483 838
263 Cotton	97 000	767 579	235 231	1 991 063
821 Furnitures And Parts	0	112	0	2 463
575 Other Plastics In Primary Forms	0	5	0	5
LAINNYA	0	0	0	0
SUB TOTAL	512 800	1 613 216	3 167 215	7 477 369
<b>ZAMBIA</b>				
121 Tobacco, Unmanufactured And Refused	0	31 799	0	281 232
263 Cotton	0	49 630	0	76 272
694 Nails, Screws, Nuts, Bolts, Rivets Of Iron/steel Or Copper	0	1	0	19
LAINNYA	0	0	0	0
SUB TOTAL	0	81 430	0	357 523

**I.6 IMPOR KOMODITI MENURUT NEGARA ASAL / IMPORT BY COUNTRY OF ORIGIN  
DAN LIMA GOLONGAN BARANG (SITC) UTAMA / AND FIVE MAJOR SITC COMMODITY GROUP  
\*\* AGUSTUS / AUGUST 2011 \*\***

Negara Asal/SITC/Uraian Golongan Barang <i>Country of Origin/SITC/group Description</i>	Berat Bersih / <i>Net Weight (Kg)</i>		Nilai CIF / <i>CIF Value (US\$)</i>	
	Bulan ini <i>Current month</i>	Kumulatif <i>Cum. Jan to date</i>	Bulan ini <i>Current month</i>	Kumulatif <i>Cum. Jan to date</i>
<b>MALAWI</b>				
263 Cotton	363 170	477 197	1 307 230	1 488 604
074 Tea And Mate	0	101 283	0	212 511
121 Tobacco, Unmanufactured And Refused	0	78 937	0	137 020
075 Spices	79 000	79 000	55 300	55 300
LAINNYA	0	0	0	0
SUB TOTAL	442 170	736 417	1 362 530	1 893 435
<b>COMOROS</b>				
232 Synthetic Rubber Latex, Synthetic/reclaimed Rubber	0	2	0	83
LAINNYA	0	0	0	0
SUB TOTAL	0	2	0	83
<b>BURUNDI</b>				
776 Thermionic, Cold Cathode, And Photo Cathode Valves/tubes	0	1	0	6
LAINNYA	0	0	0	0
SUB TOTAL	0	1	0	6
<b>MAURITIUS</b>				
282 Waste And Scrap Metal Of Iron/steel	545 800	7 196 075	239 501	2 957 637
081 Feeding Stuff For Animals	214 250	1 135 295	235 675	1 274 568
845 Articles Of Apparel	1 999	12 250	76 199	448 412
844 Women's Coats/jackets, Knitted	227	2 350	10 853	100 033
034 Fish, Fresh, Chilled Or Frozen	0	56 360	0	39 452
LAINNYA	8 901	101 308	12 562	87 613
SUB TOTAL	771 177	8 503 638	574 790	4 907 715
<b>RWANDA</b>				
653 Fabrics, Woven, Of Man-made Fibres	0	563	0	6 205
764 Telecommunication Equipments And Parts	0	108	0	2 060
696 Cutlery	20	20	158	158
655 Knitted Or Crocheted Fabrics	0	5	0	53
657 Special Yarns, textile Fabrics	0	1	0	8
LAINNYA	0	0	0	0
SUB TOTAL	20	697	158	8 484
<b>VIRGIN ISLANDS (BRITISH)</b>				
657 Special Yarns, textile Fabrics	11 038	266 904	141 967	2 686 582
793 Ships, Boats, And Floating Structures	0	1 104 470	0	842 080
821 Furnitures And Parts	0	76 100	0	682 890
232 Synthetic Rubber Latex, Synthetic/reclaimed Rubber	19 200	116 160	89 280	609 677
231 Natural Rubber Latex; natural Rubber And Similar Natural Gums	20 160	116 960	95 256	584 968
LAINNYA	233 236	339 581	370 170	1 283 046
SUB TOTAL	283 634	2 020 175	696 673	6 689 243
<b>OTHER AFRICA</b>				
656 Tulle, lace, embroidery, ribbons, trimmings And Other Small Wares	0	24	0	385
LAINNYA	0	0	0	0
SUB TOTAL	0	24	0	385
<b>AUSTRALIA</b>				
041 Wheat And Meslin, Unmilled	350 732 339	2 755 040 298	130 727 794	1 030 219 658
684 Aluminium	8 528 790	79 464 400	24 578 924	216 368 849
001 Live Animals Other Than Fish	2 040 550	77 412 669	6 041 979	204 419 579
263 Cotton	6 360 398	45 264 360	28 038 454	181 611 692
682 Copper	1 774 714	14 768 857	16 349 165	140 149 549
LAINNYA	282 869 885	2 707 515 584	268 315 002	1 606 481 437
SUB TOTAL	652 306 676	5 679 466 168	474 051 318	3 379 250 764
<b>NEW ZEALAND</b>				
022 Milk, cream, And Milk Products Other Than Butter Or Cheese	4 463 948	39 949 573	20 351 553	177 651 430
251 Pulp And Waste Paper	12 377 406	122 165 081	6 079 134	58 736 290

**I.6 IMPOR KOMODITI MENURUT NEGARA ASAL / IMPORT BY COUNTRY OF ORIGIN  
DAN LIMA GOLONGAN BARANG (SITC) UTAMA / AND FIVE MAJOR SITC COMMODITY GROUP  
\*\* AGUSTUS / AUGUST 2011 \*\***

Negara Asal/SITC/Uraian Golongan Barang <i>Country of Origin/SITC/group Description</i>	Berat Bersih / <i>Net Weight (Kg)</i>		Nilai CIF / <i>CIF Value (US\$)</i>	
	Bulan ini <i>Current month</i>	Kumulatif <i>Cum. Jan to date</i>	Bulan ini <i>Current month</i>	Kumulatif <i>Cum. Jan to date</i>
011 Meat Of Bovine Animals Fresh, Chilled Or Frozen	2 738 783	13 608 072	10 181 623	48 528 235
024 Cheese And Curds	392 876	6 673 962	1 847 089	30 211 967
081 Feeding Stuff For Animals	7 152 183	52 329 723	4 202 920	28 134 808
LAINNYA	16 695 225	132 806 897	20 919 998	150 820 246
<b>SUB TOTAL</b>	<b>43 820 421</b>	<b>367 533 308</b>	<b>63 582 317</b>	<b>494 082 976</b>
<b>MICRONESIA, FED. STATES OF</b>				
292 Crude Vegetable Materials	0	1 398	0	4 211
057 Fruit And Nut; Fresh Or Dried	0	2	0	4
661 Lime,cement And Fabricated Construction Materials	0	1	0	2
LAINNYA	0	0	0	0
<b>SUB TOTAL</b>	<b>0</b>	<b>1 401</b>	<b>0</b>	<b>4 217</b>
<b>GUAM</b>				
899 Other Miscellaneous Manufactured Articles	0	292	0	1 115
764 Telecommunication Equipments And Parts	0	6	0	118
784 Parts And Accessories Of The Motor Vehicles	0	2	0	87
655 Knitted Or Crocheted Fabrics	0	9	0	11
LAINNYA	0	0	0	0
<b>SUB TOTAL</b>	<b>0</b>	<b>309</b>	<b>0</b>	<b>1 331</b>
<b>NAURU</b>				
582 Plates, Sheets, And Film Of Plastics	0	52	0	356
641 Papers And Paperboards	0	27	0	329
772 Electrical Apparatus For Making And Breaking Electrical Circuits	0	16	0	69
LAINNYA	0	0	0	0
<b>SUB TOTAL</b>	<b>0</b>	<b>95</b>	<b>0</b>	<b>754</b>
<b>NEW CALEDONIA</b>				
684 Alumunium	0	57 400	0	146 979
728 Other Machines And Equipment Specialized For Particular Industry	0	1 629	0	30 295
778 Electrical Machinery And Apparatus	0	658	0	22 326
874 Measuring, Checking, Analysing, And Controlling Instrument And Appar	0	1 062	0	13 666
771 Electric Power Machinery And Parts	0	19	0	9 521
LAINNYA	513	1 875	2 686	24 166
<b>SUB TOTAL</b>	<b>513</b>	<b>62 643</b>	<b>2 686</b>	<b>246 953</b>
<b>NORTHERN MARIANA ISLANDS</b>				
695 Tools For Used In The Hand Or In Machines	0	17	0	61 632
656 Tulle,lace,enbroidery,ribbons,trimmings And Other Small Wares	0	67	0	1 146
LAINNYA	0	0	0	0
<b>SUB TOTAL</b>	<b>0</b>	<b>84</b>	<b>0</b>	<b>62 778</b>
<b>SAINT VINCENT AND THE GRENADINES</b>				
752 Automatic Data Processing Machines And Their Units	0	8 000	0	171 194
679 Tubes, Pipes, Hollow Profile, Pipe Fitting Of Iron/steel	0	7 676	0	55 671
772 Electrical Apparatus For Making And Breaking Electrical Circuits	0	14 496	0	30 923
716 Rotating Electric Plants And Parts	0	5 754	0	23 496
741 Heating And Cooling Equipments And Parts	0	5 415	0	23 238
LAINNYA	0	103 082	0	159 804
<b>SUB TOTAL</b>	<b>0</b>	<b>144 423</b>	<b>0</b>	<b>464 326</b>
<b>BRITISH INDIAN OCEAN TERRITORY</b>				
652 Cotton Fabrics, Woven	0	1 145	0	33 344
653 Fabrics, Woven, Of Man-made Fibres	0	894	0	22 898
533 Pigments, Paints, Varnishes, And Related Materials	0	657	0	16 306
728 Other Machines And Equipment Specialized For Particular Industry	0	1 250	0	12 297
743 Pumps, Compressors, Fans, Blowers, Centrifuges, And Parts	86	86	4 226	4 226
LAINNYA	11	11	68	68
<b>SUB TOTAL</b>	<b>97</b>	<b>4 043</b>	<b>4 294</b>	<b>89 139</b>



**I.6 IMPOR KOMODITI MENURUT NEGARA ASAL / IMPORT BY COUNTRY OF ORIGIN  
DAN LIMA GOLONGAN BARANG (SITC) UTAMA / AND FIVE MAJOR SITC COMMODITY GROUP  
\*\* AGUSTUS / AUGUST 2011 \*\***

Negara Asal/SITC/Uraian Golongan Barang <i>Country of Origin/SITC/group Description</i>	Berat Bersih / <i>Net Weight (Kg)</i>		Nilai CIF / <i>CIF Value (US\$)</i>	
	Bulan ini <i>Current month</i>	Kumulatif <i>Cum. Jan to date</i>	Bulan ini <i>Current month</i>	Kumulatif <i>Cum. Jan to date</i>
<b>AMERICAN SAMOA</b>				
743 Pumps, Compressors, Fans, Blowers, Centrifuges, And Parts	587 769	2 949 854	346 699	1 955 488
744 Mechanical Handling Equipments And Parts	0	112 081	0	1 136 205
592 Starches, Inulin, And Wheat Glutenal Buminoidal Substances; Glues	8 077	95 683	36 540	913 904
653 Fabrics, Woven, Of Man-made Fibres	0	1 451	0	845 423
748 Transmission Shafts And Cranks	42 159	426 807	21 576	259 812
LAINNYA	487	372 720	13 094	548 197
<b>SUB TOTAL</b>	<b>638 492</b>	<b>3 958 596</b>	<b>417 909</b>	<b>5 659 029</b>
<b>COOK ISLANDS</b>				
793 Ships, Boats, And Floating Structures	0	86 000	0	1 130 000
747 Taps, Cocks, And Valves For Pipes	0	5	0	228
LAINNYA	0	0	0	0
<b>SUB TOTAL</b>	<b>0</b>	<b>86 005</b>	<b>0</b>	<b>1 130 228</b>
<b>FIJI</b>				
081 Feeding Stuff For Animals	0	515 050	0	460 719
282 Waste And Scrap Metal Of Iron/steel	0	1 008 010	0	350 661
292 Crude Vegetable Materials	0	600	0	151 140
111 Non-alcoholic Beverages, Nes	0	115 317	0	115 545
685 Lead	0	42 000	0	111 297
LAINNYA	40 928	75 087	12 278	152 529
<b>SUB TOTAL</b>	<b>40 928</b>	<b>1 756 064</b>	<b>12 278</b>	<b>1 341 891</b>
<b>KIRIBATI</b>				
581 Tubes, Pipes, And Hoses Of Plastics	0	3	0	34
845 Articles Of Apparel	0	1	0	7
LAINNYA	0	0	0	0
<b>SUB TOTAL</b>	<b>0</b>	<b>4</b>	<b>0</b>	<b>41</b>
<b>MARSHALL ISLANDS</b>				
793 Ships, Boats, And Floating Structures	0	11 634 000	0	8 300 000
273 Stone, Sand And Gravel	0	365	0	777
881 Photographic Apparatus And Equipments	0	4	0	228
845 Articles Of Apparel	0	1	0	25
LAINNYA	0	0	0	0
<b>SUB TOTAL</b>	<b>0</b>	<b>11 634 370</b>	<b>0</b>	<b>8 301 030</b>
<b>SAMOA</b>				
655 Knitted Or Crocheted Fabrics	0	177	0	3 412
772 Electrical Apparatus For Making And Breaking Electrical Circuits	0	15	0	651
592 Starches, Inulin, And Wheat Glutenal Buminoidal Substances; Glues	0	3	0	5
893 Article Of Plastics	0	1	0	2
LAINNYA	0	0	0	0
<b>SUB TOTAL</b>	<b>0</b>	<b>196</b>	<b>0</b>	<b>4 070</b>
<b>SOLOMON ISLANDS</b>				
072 Cocoa	599 999	2 040 000	1 788 866	6 311 678
246 Wood In Chips Or Particles And Waste	0	7 260 000	0	802 631
749 Non-electric Parts And Accessories Of Machineries	94	94	1 369	1 369
LAINNYA	0	0	0	0
<b>SUB TOTAL</b>	<b>600 093</b>	<b>9 300 094</b>	<b>1 790 235</b>	<b>7 115 678</b>
<b>CHRISTMAS ISLANDS</b>				
562 Fertilizers, Manufactured	11 000 000	22 000 000	1 595 000	3 100 000
772 Electrical Apparatus For Making And Breaking Electrical Circuits	0	1 548	0	55 327
747 Taps, Cocks, And Valves For Pipes	0	225	0	2 966
895 Office And Stationery Supplies	0	2 254	0	348
LAINNYA	0	0	0	0
<b>SUB TOTAL</b>	<b>11 000 000</b>	<b>22 004 027</b>	<b>1 595 000</b>	<b>3 158 641</b>

**I.6 IMPOR KOMODITI MENURUT NEGARA ASAL / IMPORT BY COUNTRY OF ORIGIN  
DAN LIMA GOLONGAN BARANG (SITC) UTAMA / AND FIVE MAJOR SITC COMMODITY GROUP  
\*\* AGUSTUS / AUGUST 2011 \*\***

Negara Asal/SITC/Uraian Golongan Barang <i>Country of Origin/SITC/group Description</i>	Berat Bersih / <i>Net Weight (Kg)</i>		Nilai CIF / <i>CIF Value (US\$)</i>	
	Bulan ini <i>Current month</i>	Kumulatif <i>Cum. Jan to date</i>	Bulan ini <i>Current month</i>	Kumulatif <i>Cum. Jan to date</i>
<b>COCOS (KEELING) ISLANDS</b>				
898 Musical Instrument And Parts/accessories	0	149	0	3 121
893 Article Of Plastics	0	702	0	3 116
699 Manufactures Of Base Metals	0	145	0	793
629 Articles Of Rubbers	0	9	0	770
771 Electric Power Machinery And Parts	0	3	0	409
LAINNYA	6	16	173	1 173
<b>SUB TOTAL</b>	<b>6</b>	<b>1 024</b>	<b>173</b>	<b>9 382</b>
<b>TOKELAU</b>				
728 Other Machines And Equipment Specialized For Particular Industry	3 138	11 088	43 194	150 706
629 Articles Of Rubbers	0	26	0	1 594
653 Fabrics, Woven, Of Man-made Fibres	0	86	0	1 030
743 Pumps, Compressors, Fans, Blowers, Centrifuges, And Parts	0	136	0	514
651 Textile Yarns	0	11	0	290
LAINNYA	0	44	0	898
<b>SUB TOTAL</b>	<b>3 138</b>	<b>11 391</b>	<b>43 194</b>	<b>155 032</b>
<b>EAST TIMOR</b>				
071 Coffee And Coffee Substitutes	94 850	420 901	117 789	1 262 474
247 Wood In The Rough Or Roughly Squared	0	42 300	0	29 900
223 Oil Seeds Use For Extraction Of Other Fixed Vegetable Oils	4 215	31 633	706	4 039
713 Internal Combustion Piston Engines And Parts	0	25	0	2 087
054 Vegetables, Fresh, Chilled, Frozen Or Simply Preserved	3 779	5 354	633	844
LAINNYA	0	270	0	722
<b>SUB TOTAL</b>	<b>102 844</b>	<b>500 483</b>	<b>119 128</b>	<b>1 300 066</b>
<b>UNITED STATES</b>				
792 Aircraft And Associated Equipments And Parts	485 368	1 685 091	140 368 436	1 109 196 274
222 Oil Seeds Use For Extraction Of soft Fixed Vegetable Oils	163 081 186	1 264 492 543	95 670 097	731 444 851
263 Cotton	2 762 076	165 448 987	12 313 141	568 786 946
081 Feeding Stuff For Animals	71 401 649	545 870 905	41 985 223	294 346 711
723 Civil Engineering And Contractor Plants And Equipments/parts	1 808 632	15 704 115	22 757 166	253 042 565
LAINNYA	351 255 343	2 530 829 311	625 140 225	3 953 827 470
<b>SUB TOTAL</b>	<b>590 794 254</b>	<b>4 524 030 952</b>	<b>938 234 288</b>	<b>6 910 644 817</b>
<b>CANADA</b>				
562 Fertilizers, Manufactured	230 948 998	1 125 460 436	111 340 202	496 593 926
041 Wheat And Meslin, Unmilled	131 598 300	725 713 817	63 012 232	329 301 343
251 Pulp And Waste Paper	35 586 736	271 809 608	29 257 153	212 200 879
723 Civil Engineering And Contractor Plants And Equipments/parts	69 790	3 127 401	1 018 428	55 615 414
792 Aircraft And Associated Equipments And Parts	3 019	104 117	1 413 295	35 685 866
LAINNYA	35 229 527	145 726 685	43 526 478	212 177 699
<b>SUB TOTAL</b>	<b>433 436 370</b>	<b>2 271 942 064</b>	<b>249 567 788</b>	<b>1 341 575 127</b>
<b>MEXICO</b>				
764 Telecommunication Equipments And Parts	55 696	322 726	17 025 431	111 987 208
263 Cotton	0	6 183 571	0	22 275 441
752 Automatic Data Processing Machines And Their Units	7 563	155 703	1 943 832	13 279 766
759 Parts And Accessories For Machine Of Heading 751 Or 752	2 477	86 297	965 448	10 272 049
579 Waste And Scrap Of Plastics	1 669 590	11 999 962	1 589 617	10 059 540
LAINNYA	3 822 836	19 766 759	10 423 274	79 757 417
<b>SUB TOTAL</b>	<b>5 558 162</b>	<b>38 515 018</b>	<b>31 947 602</b>	<b>247 631 421</b>
<b>GUATEMALA</b>				
061 Sugar, Molasses, And Honey	0	50 350 000	0	35 308 890
724 Textile/leather Machinery And Parts	0	664 165	0	5 487 867
598 Miscellaneous Chemical Products	0	22 470	0	100 001
651 Textile Yarns	0	18 300	0	60 038
551 Essential Oils, Perfumes, And Flavour Materials	0	179	0	38 693
LAINNYA	19 974	41 208	27 517	106 848
<b>SUB TOTAL</b>	<b>19 974</b>	<b>51 096 322</b>	<b>27 517</b>	<b>41 102 337</b>

**I.6 IMPOR KOMODITI MENURUT NEGARA ASAL / IMPORT BY COUNTRY OF ORIGIN  
DAN LIMA GOLONGAN BARANG (SITC) UTAMA / AND FIVE MAJOR SITC COMMODITY GROUP  
\*\* AGUSTUS / AUGUST 2011 \*\***

Negara Asal/SITC/Uraian Golongan Barang <i>Country of Origin/SITC/group Description</i>	Berat Bersih / <i>Net Weight (Kg)</i>		Nilai CIF / <i>CIF Value (US\$)</i>	
	Bulan ini <i>Current month</i>	Kumulatif <i>Cum. Jan to date</i>	Bulan ini <i>Current month</i>	Kumulatif <i>Cum. Jan to date</i>
<b>HONDURAS</b>				
579 Waste And Scrap Of Plastics	0	601 245	0	174 984
653 Fabrics, Woven, Of Man-made Fibres	0	11 489	0	112 438
269 Old Clothing And Other Old Textile Articles; Rags	0	120 897	0	106 271
845 Articles Of Apparel	30	614	2 472	33 290
773 Equipment For Distributing Electricity	0	3 615	0	31 437
LAINNYA	32	66	772	2 839
<b>SUB TOTAL</b>	<b>62</b>	<b>737 926</b>	<b>3 244</b>	<b>461 259</b>
<b>NICARAGUA</b>				
655 Knitted Or Crocheted Fabrics	0	3 170	0	41 114
845 Articles Of Apparel	207	455	11 804	27 162
211 Hides And Skins, Raw	19 800	19 800	6 930	6 930
724 Textile/leather Machinery And Parts	0	433	0	2 420
843 Men's Coats/jackets, Knitted	7	35	237	1 293
LAINNYA	0	707	0	706
<b>SUB TOTAL</b>	<b>20 014</b>	<b>24 600</b>	<b>18 971</b>	<b>79 625</b>
<b>PANAMA</b>				
793 Ships, Boats, And Floating Structures	12 135 000	24 135 000	8 450 000	14 510 000
282 Waste And Scrap Metal Of Iron/steel	1 866 953	5 138 999	850 212	2 302 580
598 Miscellaneous Chemical Products	0	45 436	0	376 353
574 Poliacetals And Polycarbons In Primary Forms	0	144 000	0	331 200
575 Other Plastics In Primary Forms	0	37 612	0	290 967
LAINNYA	1 170	138 314	33 438	574 417
<b>SUB TOTAL</b>	<b>14 003 123</b>	<b>29 639 361</b>	<b>9 333 650</b>	<b>18 385 517</b>
<b>CUBA</b>				
542 Medicaments, Including Veterinary Medicaments	42	597	91 728	984 500
282 Waste And Scrap Metal Of Iron/steel	198 350	398 260	92 233	179 394
771 Electric Power Machinery And Parts	0	1 829	0	21 025
112 Alcoholic Beverages	128	333	529	956
898 Musical Instrument And Parts/accessories	35	35	600	600
LAINNYA	0	49	0	575
<b>SUB TOTAL</b>	<b>198 555</b>	<b>401 103</b>	<b>185 090</b>	<b>1 187 050</b>
<b>CURACAO</b>				
746 Ball Or Roller Bearings	0	5	0	26
LAINNYA	0	0	0	0
<b>SUB TOTAL</b>	<b>0</b>	<b>5</b>	<b>0</b>	<b>26</b>
<b>SURINAME</b>				
282 Waste And Scrap Metal Of Iron/steel	1 674 014	4 169 798	729 030	1 865 466
792 Aircraft And Associated Equipments And Parts	0	99	0	87 207
248 Wood, simply Worked And Railway Sleeper Of Wood	0	58 200	0	44 977
575 Other Plastics In Primary Forms	3 750	3 750	22 125	22 125
746 Ball Or Roller Bearings	0	67	0	1 335
LAINNYA	0	3	0	59
<b>SUB TOTAL</b>	<b>1 677 764</b>	<b>4 231 917</b>	<b>751 155</b>	<b>2 021 169</b>
<b>CHILE</b>				
281 Iron Ore And Concentrates	159 206 000	318 576 000	37 071 510	72 863 719
682 Copper	899 413	5 996 981	8 348 593	56 582 635
251 Pulp And Waste Paper	5 759 225	43 790 541	4 843 742	36 413 622
057 Fruit And Nut; Fresh Or Dried	81 487	10 258 279	139 586	22 948 910
282 Waste And Scrap Metal Of Iron/steel	2 595 900	16 117 617	1 231 094	7 334 593
LAINNYA	5 374 085	20 737 216	4 702 440	24 696 934
<b>SUB TOTAL</b>	<b>173 916 110</b>	<b>415 476 634</b>	<b>56 336 965</b>	<b>220 840 413</b>
<b>VENEZUELA</b>				
514 Nitrogen-function Compounds	40 500	63 550	184 275	289 355
541 Medicinal And Pharmaceutical Products	1 048	3 739	58 708	211 028
685 Lead	0	94 971	0	202 278

**I.6 IMPOR KOMODITI MENURUT NEGARA ASAL / IMPORT BY COUNTRY OF ORIGIN  
DAN LIMA GOLONGAN BARANG (SITC) UTAMA / AND FIVE MAJOR SITC COMMODITY GROUP  
\*\* AGUSTUS / AUGUST 2011 \*\***

Negara Asal/SITC/Uraian Golongan Barang <i>Country of Origin/SITC/group Description</i>	Berat Bersih / <i>Net Weight (Kg)</i>		Nilai CIF / <i>CIF Value (US\$)</i>	
	Bulan ini <i>Current month</i>	Kumulatif <i>Cum. Jan to date</i>	Bulan ini <i>Current month</i>	Kumulatif <i>Cum. Jan to date</i>
747 Taps, Cocks, And Valves For Pipes	0	742	0	14 975
728 Other Machines And Equipment Specialized For Particular Industry	2 050	2 050	13 260	13 260
LAINNYA	22	258	810	4 555
<b>SUB TOTAL</b>	<b>43 620</b>	<b>165 310</b>	<b>257 053</b>	<b>735 451</b>
<b>ARGENTINA</b>				
081 Feeding Stuff For Animals	278 498 195	1 608 456 526	124 597 300	742 795 929
044 Maize, Unmilled	129 450 596	915 869 201	43 263 768	304 619 978
222 Oil Seeds Use For Extraction Ofsoft Fixed Vegetable Oils	33 053 180	35 822 260	18 837 690	20 472 703
679 Tubes, Pipes, Hollow Profile, Pipe Fitting Of Iron/steel	4 540 012	15 015 735	6 475 793	20 367 241
263 Cotton	1 382 534	4 491 466	5 119 988	15 067 551
LAINNYA	16 782 629	40 240 522	14 532 641	45 358 172
<b>SUB TOTAL</b>	<b>463 707 146</b>	<b>2 619 895 710</b>	<b>212 827 180</b>	<b>1 148 681 574</b>
<b>BRAZIL</b>				
061 Sugar, Molasses, And Honey	86 340 170	373 712 885	55 819 913	252 833 825
281 Iron Ore And Concentrates	155 850 965	609 030 908	40 000 525	139 113 821
672 Ingots And Other Iron/steel In Primary Forms	48 164 253	115 987 619	35 050 116	85 032 726
263 Cotton	740 027	29 594 362	3 143 463	76 753 761
081 Feeding Stuff For Animals	16 435 910	166 093 760	7 531 207	76 066 731
LAINNYA	13 234 888	317 712 183	69 912 628	397 284 200
<b>SUB TOTAL</b>	<b>320 766 213</b>	<b>1 612 131 717</b>	<b>211 457 852</b>	<b>1 027 085 064</b>
<b>COLOMBIA</b>				
542 Medicaments, Including Veterinary Medicaments	2 039	12 237	1 498 539	7 955 811
282 Waste And Scrap Metal Of Iron/steel	3 031 173	7 026 069	1 335 139	3 242 017
591 Disinfectants, Insecticides, And Fungicides Put In Forms	0	596 860	0	2 514 288
522 Inorganic Chemical Elements, Oxides And Halogen Salts	0	1 992 000	0	2 194 790
325 Coke And Semi Coke Of Coal/lignite/peat	836 048	4 578 007	349 886	1 901 406
LAINNYA	172 628	1 327 359	400 655	3 028 609
<b>SUB TOTAL</b>	<b>4 041 888</b>	<b>15 532 532</b>	<b>3 584 219</b>	<b>20 836 921</b>
<b>BOLIVIA</b>				
611 Leathers	14 500	14 500	123 615	123 615
522 Inorganic Chemical Elements, Oxides And Halogen Salts	0	168 000	0	109 200
759 Parts And Accessories For Machine Of Heading 751 Or 752	16	16	17 970	17 970
634 Veneers, plywood, improved/reconstituted Wood Worked	0	249	0	4 391
772 Electrical Apparatus For Making And Breaking Electrical Circuits	0	50	0	3 567
LAINNYA	0	174	0	3 080
<b>SUB TOTAL</b>	<b>14 516</b>	<b>182 989</b>	<b>141 585</b>	<b>261 823</b>
<b>URUGUAY</b>				
222 Oil Seeds Use For Extraction Ofsoft Fixed Vegetable Oils	3 728 115	10 982 290	2 121 923	6 242 288
248 Wood, simply Worked And Railway Sleeper Of Wood	1 010 697	4 623 890	628 096	3 700 639
057 Fruit And Nut; Fresh Or Dried	442 728	1 025 678	407 497	948 728
629 Articles Of Rubbers	2 806	22 237	47 177	288 479
575 Other Plastics In Primary Forms	34 000	51 000	166 600	249 900
LAINNYA	274 832	449 283	112 032	474 898
<b>SUB TOTAL</b>	<b>5 493 178</b>	<b>17 154 378</b>	<b>3 483 325</b>	<b>11 904 932</b>
<b>PARAGUAY</b>				
081 Feeding Stuff For Animals	8 030 000	23 672 100	3 688 581	10 952 148
222 Oil Seeds Use For Extraction Ofsoft Fixed Vegetable Oils	0	2 148 880	0	1 213 649
263 Cotton	0	298 776	0	1 034 131
282 Waste And Scrap Metal Of Iron/steel	237 490	237 490	106 779	106 779
551 Essential Oils, Perfumes, And Flavour Materials	0	4 234	0	92 749
LAINNYA	0	47 974	0	124 788
<b>SUB TOTAL</b>	<b>8 267 490</b>	<b>26 409 454</b>	<b>3 795 360</b>	<b>13 524 244</b>
<b>ECUADOR</b>				
071 Coffee And Coffee Substitutes	93 000	170 650	719 200	1 328 550
121 Tobacco, Unmanufactured And Refused	2 359	34 899	52 425	719 639
771 Electric Power Machinery And Parts	0	15 106	0	498 386

**I.6 IMPOR KOMODITI MENURUT NEGARA ASAL / IMPORT BY COUNTRY OF ORIGIN  
DAN LIMA GOLONGAN BARANG (SITC) UTAMA / AND FIVE MAJOR SITC COMMODITY GROUP  
\*\* AGUSTUS / AUGUST 2011 \*\***

Negara Asal/SITC/Uraian Golongan Barang <i>Country of Origin/SITC/group Description</i>	Berat Bersih / <i>Net Weight (Kg)</i>		Nilai CIF / <i>CIF Value (US\$)</i>	
	Bulan ini <i>Current month</i>	Kumulatif <i>Cum. Jan to date</i>	Bulan ini <i>Current month</i>	Kumulatif <i>Cum. Jan to date</i>
411 Animal Oils And Fats	129 040	301 068	161 300	367 733
743 Pumps, Compressors, Fans, Blowers, Centrifuges, And Parts	149	13 668	3 649	318 265
LAINNYA	22	45 782	665	335 720
<b>SUB TOTAL</b>	<b>224 570</b>	<b>581 173</b>	<b>937 239</b>	<b>3 568 293</b>
<b>PERU</b>				
081 Feeding Stuff For Animals	1 187 125	8 215 887	1 661 242	12 457 757
057 Fruit And Nut; Fresh Or Dried	20 664	4 667 148	12 582	9 505 445
562 Fertilizers, Manufactured	0	49 402 200	0	6 175 276
523 Metallicsalts And Peroxysalts	72 000	1 170 200	197 136	1 010 724
522 Inorganic Chemical Elements, Oxides And Halogen Salts	147 000	549 000	104 664	479 668
LAINNYA	225	697 453	29 042	1 090 126
<b>SUB TOTAL</b>	<b>1 427 014</b>	<b>64 701 888</b>	<b>2 004 666</b>	<b>30 718 996</b>
<b>GUYANA</b>				
036 Crustaceans, Molluscs, And Aquatic Invertebrates	0	24 914	0	122 745
278 Other Crude Minerals	46 480	138 420	27 656	80 246
792 Aircraft And Associated Equipments And Parts	0	18	0	13 979
652 Cotton Fabrics, Woven	1	1	22	22
LAINNYA	0	0	0	0
<b>SUB TOTAL</b>	<b>46 481</b>	<b>163 353</b>	<b>27 678</b>	<b>216 992</b>
<b>TRINIDAD AND TOBAGO</b>				
282 Waste And Scrap Metal Of Iron/steel	1 067 360	3 819 530	494 188	1 746 425
251 Pulp And Waste Paper	0	357 525	0	91 876
899 Other Miscellaneous Manufactured Articles	0	780	0	26 532
LAINNYA	0	0	0	0
<b>SUB TOTAL</b>	<b>1 067 360</b>	<b>4 177 835</b>	<b>494 188</b>	<b>1 864 833</b>
<b>BAHAMAS</b>				
282 Waste And Scrap Metal Of Iron/steel	0	1 276 549	0	527 024
778 Electrical Machinery And Apparatus	0	183	0	26 364
728 Other Machines And Equipment Specialized For Particular Industry	0	126	0	18 205
112 Alcoholic Beverages	161	2 862	840	17 273
735 Parts Of Machine Tools	0	71	0	10 178
LAINNYA	2	3	80	97
<b>SUB TOTAL</b>	<b>163</b>	<b>1 279 794</b>	<b>920</b>	<b>599 141</b>
<b>JAMAICA</b>				
282 Waste And Scrap Metal Of Iron/steel	402 431	1 642 451	189 143	749 605
288 Non-ferrous Base Metal Waste And Scraps	0	51 720	0	94 967
251 Pulp And Waste Paper	0	55 400	0	24 930
071 Coffee And Coffee Substitutes	0	350	0	20 825
772 Electrical Apparatus For Making And Breaking Electrical Circuits	17	57	1 855	6 422
LAINNYA	0	314	0	3 973
<b>SUB TOTAL</b>	<b>402 448</b>	<b>1 750 292</b>	<b>190 998</b>	<b>900 722</b>
<b>PUERTO RICO</b>				
282 Waste And Scrap Metal Of Iron/steel	662 950	19 534 508	309 203	8 019 572
515 Organo-inorganic And Heterocyclic Compounds	0	2 464	0	1 319 637
542 Medicaments, Including Veterinary Medicaments	0	3 474	0	1 181 942
776 Thermionic, Cold Cathode, And Photo Cathode Valves/tubes	0	7 179	0	1 095 418
759 Parts And Accessories For Machine Of Heading 751 Or 752	8	4 738	17 088	981 134
LAINNYA	21 516	32 578	216 287	1 231 973
<b>SUB TOTAL</b>	<b>684 474</b>	<b>19 584 941</b>	<b>542 578</b>	<b>13 829 676</b>
<b>BELIZE</b>				
741 Heating And Cooling Equipments And Parts	57 233	57 233	112 281	112 281
653 Fabrics, Woven, Of Man-made Fibres	1 185	1 185	27 989	27 989
652 Cotton Fabrics, Woven	0	830	0	16 423
523 Metallicsalts And Peroxysalts	0	24 000	0	10 080
778 Electrical Machinery And Apparatus	30	76	916	2 412
LAINNYA	1	282	6	2 155
<b>SUB TOTAL</b>	<b>58 449</b>	<b>83 606</b>	<b>141 192</b>	<b>171 340</b>

**I.6 IMPOR KOMODITI MENURUT NEGARA ASAL / IMPORT BY COUNTRY OF ORIGIN  
DAN LIMA GOLONGAN BARANG (SITC) UTAMA / AND FIVE MAJOR SITC COMMODITY GROUP  
\*\* AGUSTUS / AUGUST 2011 \*\***

Negara Asal/SITC/Uraian Golongan Barang <i>Country of Origin/SITC/group Description</i>	Berat Bersih / <i>Net Weight (Kg)</i>		Nilai CIF / <i>CIF Value (US\$)</i>	
	Bulan ini <i>Current month</i>	Kumulatif <i>Cum. Jan to date</i>	Bulan ini <i>Current month</i>	Kumulatif <i>Cum. Jan to date</i>
<b>DOMINICAN REPUBLIC</b>				
282 Waste And Scrap Metal Of Iron/steel	893 475	5 993 927	389 538	2 654 128
121 Tobacco, Unmanufactured And Refused	0	41 936	0	251 911
579 Waste And Scrap Of Plastics	0	165 562	0	120 033
122 Tobacco, Manufactured	0	36 563	0	79 004
251 Pulp And Waste Paper	0	233 230	0	60 640
LAINNYA	33	554	3 289	69 741
<b>SUB TOTAL</b>	<b>893 508</b>	<b>6 471 772</b>	<b>392 827</b>	<b>3 235 457</b>
<b>EL SALVADOR</b>				
282 Waste And Scrap Metal Of Iron/steel	423 219	1 462 170	156 591	633 470
081 Feeding Stuff For Animals	0	167 900	0	176 295
845 Articles Of Apparel	0	1 510	0	5 667
268 Wool And Other Animal Hair	8	8	125	125
844 Women's Coats/jackets, Knitted	0	2	0	80
LAINNYA	0	8	0	129
<b>SUB TOTAL</b>	<b>423 227</b>	<b>1 631 598</b>	<b>156 716</b>	<b>815 766</b>
<b>COSTA RICA</b>				
759 Parts And Accessories For Machine Of Heading 751 Or 752	4 726	9 481	970 738	2 287 781
292 Crude Vegetable Materials	0	86	0	2 000 000
611 Leathers	6 506	53 813	113 398	931 882
282 Waste And Scrap Metal Of Iron/steel	199 450	1 529 110	70 805	691 978
742 Pumps For Liquid And Parts	0	2 727	0	214 660
LAINNYA	113 278	144 565	70 957	356 824
<b>SUB TOTAL</b>	<b>323 960</b>	<b>1 739 782</b>	<b>1 225 898</b>	<b>6 483 125</b>
<b>HAITI</b>				
282 Waste And Scrap Metal Of Iron/steel	2 493 983	6 645 792	1 113 467	2 921 928
551 Essential Oils, Perfumes, And Flavour Materials	0	89	0	7 773
764 Telecommunication Equipments And Parts	0	5	0	2 107
845 Articles Of Apparel	0	32	0	1 484
LAINNYA	0	0	0	0
<b>SUB TOTAL</b>	<b>2 493 983</b>	<b>6 645 918</b>	<b>1 113 467</b>	<b>2 933 292</b>
<b>BARBADOS</b>				
282 Waste And Scrap Metal Of Iron/steel	411 660	1 187 380	193 702	526 824
575 Other Plastics In Primary Forms	0	2 000	0	5 400
874 Measuring, Checking, Analysing, And Controlling Instrument And Appar	0	21	0	272
LAINNYA	0	0	0	0
<b>SUB TOTAL</b>	<b>411 660</b>	<b>1 189 401</b>	<b>193 702</b>	<b>532 496</b>
<b>ANTIGUA AND BARBUDA</b>				
263 Cotton	146 060	146 060	595 707	595 707
764 Telecommunication Equipments And Parts	0	14	0	6 816
642 Paper And Paperboard Cut To Size/shape And Article Of Papers	0	5 910	0	4 568
582 Plates, Sheets, And Film Of Plastics	0	22	0	421
813 Lighting Fixtures And Fittings	0	1	0	49
LAINNYA	0	2	0	4
<b>SUB TOTAL</b>	<b>146 060</b>	<b>152 009</b>	<b>595 707</b>	<b>607 565</b>
<b>ANGUILLA</b>				
081 Feeding Stuff For Animals	0	38 000	0	23 940
LAINNYA	0	0	0	0
<b>SUB TOTAL</b>	<b>0</b>	<b>38 000</b>	<b>0</b>	<b>23 940</b>
<b>CAPE VERDE</b>				
894 Baby Carriages, Toys, Games, And Sporting Goods	0	11 825	0	4 793
747 Taps, Cocks, And Valves For Pipes	0	1	0	20
LAINNYA	0	0	0	0
<b>SUB TOTAL</b>	<b>0</b>	<b>11 826</b>	<b>0</b>	<b>4 813</b>

**I.6 IMPOR KOMODITI MENURUT NEGARA ASAL / IMPORT BY COUNTRY OF ORIGIN  
DAN LIMA GOLONGAN BARANG (SITC) UTAMA / AND FIVE MAJOR SITC COMMODITY GROUP  
\*\* AGUSTUS / AUGUST 2011 \*\***

Negara Asal/SITC/Uraian Golongan Barang <i>Country of Origin/SITC/group Description</i>	Berat Bersih / <i>Net Weight (Kg)</i>		Nilai CIF / <i>CIF Value (US\$)</i>	
	Bulan ini <i>Current month</i>	Kumulatif <i>Cum. Jan to date</i>	Bulan ini <i>Current month</i>	Kumulatif <i>Cum. Jan to date</i>
<b>CAYMAN ISLANDS</b>				
575 Other Plastics In Primary Forms	0	4 945	0	14 674
LAINNYA	0	0	0	0
SUB TOTAL	0	4 945	0	14 674
<b>DOMINICA</b>				
282 Waste And Scrap Metal Of Iron/steel	110 575	110 575	50 312	50 312
551 Essential Oils, Perfumes, And Flavour Materials	216	953	7 416	22 382
892 Printed Matter	0	37	0	1 339
874 Measuring, Checking, Analysing, And Controlling Instrument And Appar	0	60	0	1 204
692 Metal Containers For Storage And Transportations	0	1	0	326
LAINNYA	0	5	0	295
SUB TOTAL	110 791	111 631	57 728	75 858
<b>FALKLAND ISLANDS</b>				
759 Parts And Accessories For Machine Of Heading 751 Or 752	0	3	0	1 820
LAINNYA	0	0	0	0
SUB TOTAL	0	3	0	1 820
<b>FRENCH GUIANA</b>				
288 Non-ferrous Base Metal Waste And Scraps	0	7 255	0	14 147
248 Wood, simply Worked And Railway Sleeper Of Wood	0	18 843	0	9 469
LAINNYA	0	0	0	0
SUB TOTAL	0	26 098	0	23 616
<b>FRENCH POLYNESIA</b>				
291 Crude Animal Materials	0	19 979	0	11 987
682 Copper	0	37	0	3 339
892 Printed Matter	0	120	0	900
LAINNYA	0	0	0	0
SUB TOTAL	0	20 136	0	16 226
<b>GREENLAND</b>				
036 Crustaceans, Molluscs, And Aquatic Invertebrates	0	212 668	0	1 081 190
655 Knitted Or Crocheted Fabrics	0	17	0	594
845 Articles Of Apparel	0	1	0	16
892 Printed Matter	0	1	0	16
LAINNYA	0	0	0	0
SUB TOTAL	0	212 687	0	1 081 816
<b>MARTINIQUE</b>				
282 Waste And Scrap Metal Of Iron/steel	0	229 670	0	59 714
LAINNYA	0	0	0	0
SUB TOTAL	0	229 670	0	59 714
<b>NETHERLANDS ANTILLES</b>				
793 Ships, Boats, And Floating Structures	0	638 000	0	3 904 425
334 Petroleum Products, Refined	43 200	197 700	145 344	595 253
575 Other Plastics In Primary Forms	0	60 724	0	341 440
641 Papers And Paperboards	0	21 563	0	64 163
574 Poliacetals And Polycarbons In Primary Forms	1 848	1 848	27 110	27 110
LAINNYA	18 330	57 074	86 155	223 741
SUB TOTAL	63 378	976 909	258 609	5 156 132
<b>NORFOLK ISLANDS</b>				
598 Miscellaneous Chemical Products	0	87 840	0	488 982
821 Furnitures And Parts	0	1 306	0	4 365
672 Ingots And Other Iron/steel In Primary Forms	0	90	0	300
LAINNYA	0	0	0	0
SUB TOTAL	0	89 236	0	493 647

**I.6 IMPOR KOMODITI MENURUT NEGARA ASAL / IMPORT BY COUNTRY OF ORIGIN  
DAN LIMA GOLONGAN BARANG (SITC) UTAMA / AND FIVE MAJOR SITC COMMODITY GROUP  
\*\* AGUSTUS / AUGUST 2011 \*\***

Negara Asal/SITC/Uraian Golongan Barang <i>Country of Origin/SITC/group Description</i>	Berat Bersih / <i>Net Weight (Kg)</i>		Nilai CIF / <i>CIF Value (US\$)</i>	
	Bulan ini <i>Current month</i>	Kumulatif <i>Cum. Jan to date</i>	Bulan ini <i>Current month</i>	Kumulatif <i>Cum. Jan to date</i>
<b>SAINT LUCIA</b>				
749 Non-electric Parts And Accessories Of Machineries	1	1	107	107
LAINNYA	0	0	0	0
SUB TOTAL	1	1	107	107
<b>SAN MARINO</b>				
772 Electrical Apparatus For Making And Breaking Electrical Circuits	0	375	0	5 478
621 Materials Of Rubber	0	25	0	3 613
LAINNYA	0	0	0	0
SUB TOTAL	0	400	0	9 091
<b>GUADELOUPE</b>				
724 Textile/leather Machinery And Parts	0	2	0	592
699 Manufactures Of Base Metals	0	1	0	5
LAINNYA	0	0	0	0
SUB TOTAL	0	3	0	597
<b>SAINT KITTS AND NEVIS</b>				
898 Musical Instrument And Parts/accessories	0	1	0	1
LAINNYA	0	0	0	0
SUB TOTAL	0	1	0	1
<b>UNITED KINGDOM</b>				
282 Waste And Scrap Metal Of Iron/steel	13 691 870	224 191 187	6 363 888	107 611 466
251 Pulp And Waste Paper	25 359 263	232 475 609	6 691 384	59 153 805
782 Motor Vehicle For The Transportation Of Goods	804 135	4 534 945	8 594 501	45 728 380
792 Aircraft And Associated Equipments And Parts	4 036	51 500	1 525 400	39 334 988
723 Civil Engineering And Contractor Plants And Equipments/parts	266 263	2 649 393	3 019 990	34 134 188
LAINNYA	7 357 262	78 598 230	62 537 772	488 959 384
SUB TOTAL	47 482 829	542 500 864	88 732 935	774 922 211
<b>NETHERLANDS</b>				
022 Milk,cream, And Milk Products Other Than Butter Or Cheese	2 071 707	19 831 721	6 287 043	51 491 628
782 Motor Vehicle For The Transportation Of Goods	595 040	3 020 543	5 956 944	28 997 394
251 Pulp And Waste Paper	5 986 890	95 885 197	1 552 443	24 873 511
098 Edible Products And Preparations	404 971	2 965 146	2 731 671	21 723 963
874 Measuring, Checking, Analysing, And Controlling Instrument And Appar	8 144	42 706	852 570	18 104 148
LAINNYA	9 183 747	86 595 064	47 795 596	355 584 619
SUB TOTAL	18 250 499	208 340 377	65 176 267	500 775 263
<b>FRANCE</b>				
792 Aircraft And Associated Equipments And Parts	89 962	335 851	55 393 646	229 900 301
723 Civil Engineering And Contractor Plants And Equipments/parts	1 051 126	7 610 019	13 597 974	98 229 507
251 Pulp And Waste Paper	22 136 190	104 315 328	13 046 623	74 473 151
679 Tubes, Pipes, Hollow Profile, Pipe Fitting Of Iron/steel	3 756 721	28 908 999	7 013 562	56 278 744
772 Electrical Apparatus For Making And Breaking Electrical Circuits	219 122	1 907 890	7 920 815	54 119 667
LAINNYA	12 620 242	120 380 177	77 288 446	596 769 084
SUB TOTAL	39 873 363	263 458 264	174 261 066	1 109 770 454
<b>GERMANY, FED. REP. OF</b>				
728 Other Machines And Equipment Specialized For Particular Industry	700 346	8 659 724	23 532 663	255 793 082
784 Parts And Accessories Of The Motor Vehicles	887 423	12 797 011	9 138 337	98 703 379
776 Thermionic, Cold Cathode, And Photo Cathode Valves/tubes	5 913	106 600	10 606 152	82 500 799
781 Passenger Motor Cars	571 890	3 880 490	11 996 735	75 498 412
772 Electrical Apparatus For Making And Breaking Electrical Circuits	157 077	2 264 424	8 402 702	72 181 782
LAINNYA	51 542 922	476 449 911	194 873 982	1 672 712 062
SUB TOTAL	53 865 571	504 158 160	258 550 571	2 257 389 516
<b>AUSTRIA</b>				
776 Thermionic, Cold Cathode, And Photo Cathode Valves/tubes	16 082	199 817	9 000 382	75 436 269
641 Papers And Paperboards	1 390 258	19 901 563	3 531 891	32 965 913
716 Rotating Electric Plants And Parts	327 454	590 101	9 026 218	19 626 677



**I.6 IMPOR KOMODITI MENURUT NEGARA ASAL / IMPORT BY COUNTRY OF ORIGIN  
DAN LIMA GOLONGAN BARANG (SITC) UTAMA / AND FIVE MAJOR SITC COMMODITY GROUP  
\*\* AGUSTUS / AUGUST 2011 \*\***

Negara Asal/SITC/Uraian Golongan Barang <i>Country of Origin/SITC/group Description</i>	Berat Bersih / <i>Net Weight (Kg)</i>		Nilai CIF / <i>CIF Value (US\$)</i>	
	Bulan ini <i>Current month</i>	Kumulatif <i>Cum. Jan to date</i>	Bulan ini <i>Current month</i>	Kumulatif <i>Cum. Jan to date</i>
728 Other Machines And Equipment Specialized For Particular Industry	4 432	297 683	171 561	11 134 812
772 Electrical Apparatus For Making And Breaking Electrical Circuits	3 518	60 388	232 871	7 684 973
LAINNYA	1 439 766	13 506 302	15 086 990	83 982 626
<b>SUB TOTAL</b>	<b>3 181 510</b>	<b>34 555 854</b>	<b>37 049 913</b>	<b>230 831 270</b>
<b>BELGIUM</b>				
515 Organo-inorganic And Heterocyclic Compounds	1 893 776	12 360 713	7 713 629	50 337 660
251 Pulp And Waste Paper	17 012 750	84 186 429	4 382 020	20 934 723
575 Other Plastics In Primary Forms	284 942	4 579 773	1 010 145	17 008 432
022 Milk,cream, And Milk Products Other Than Butter Or Cheese	875 000	3 212 000	3 143 176	11 579 226
724 Textile/leather Machinery And Parts	123 915	1 110 741	1 685 718	11 409 883
LAINNYA	10 967 543	107 467 477	30 855 726	256 921 489
<b>SUB TOTAL</b>	<b>31 157 926</b>	<b>212 917 133</b>	<b>48 790 414</b>	<b>368 191 413</b>
<b>SWITZERLAND</b>				
714 Engines And Motors, Non-electric And Parts	10 022	51 442	8 988 454	53 020 868
724 Textile/leather Machinery And Parts	53 700	2 675 420	1 693 351	47 483 432
541 Medicinal And Pharmaceutical Products	51 084	414 403	3 200 513	22 183 475
542 Medicaments, Including Veterinary Medicaments	8 830	103 335	1 809 696	20 866 447
533 Pigments, Paints, Varnishes, And Related Materials	45 683	433 580	804 805	18 654 889
LAINNYA	1 402 369	45 541 214	33 860 228	225 427 400
<b>SUB TOTAL</b>	<b>1 571 688</b>	<b>49 219 394</b>	<b>50 357 047</b>	<b>387 636 511</b>
<b>LUXEMBOURG</b>				
676 Iron/steel Bars, Rods, Angels, Shaped And Sections	0	680 411	0	1 225 155
741 Heating And Cooling Equipments And Parts	5 431	10 616	109 211	466 920
728 Other Machines And Equipment Specialized For Particular Industry	0	1 691	0	316 290
598 Miscellaneous Chemical Products	501 450	1 317 903	118 455	309 392
749 Non-electric Parts And Accessories Of Machineries	20	13 168	827	294 429
LAINNYA	6 348	227 864	107 349	1 281 864
<b>SUB TOTAL</b>	<b>513 249</b>	<b>2 251 653</b>	<b>335 842</b>	<b>3 894 050</b>
<b>GIBRALTAR</b>				
759 Parts And Accessories For Machine Of Heading 751 Or 752	0	2	0	17
LAINNYA	0	0	0	0
<b>SUB TOTAL</b>	<b>0</b>	<b>2</b>	<b>0</b>	<b>17</b>
<b>MONACO</b>				
775 Household Type, Electrical/non-electrical Equipments	0	2 343	0	79 922
553 Perfumery, Cosmetics, And Toilet Preparations	88	1 513	2 456	59 640
551 Essential Oils, Perfumes, And Flavour Materials	216	2 116	3 060	32 103
515 Organo-inorganic And Heterocyclic Compounds	0	10	0	18 526
541 Medicinal And Pharmaceutical Products	0	1 171	0	14 788
LAINNYA	29	2 712	480	54 648
<b>SUB TOTAL</b>	<b>333</b>	<b>9 865</b>	<b>5 996</b>	<b>259 627</b>
<b>DENMARK</b>				
728 Other Machines And Equipment Specialized For Particular Industry	73 907	1 698 703	770 541	37 393 290
542 Medicaments, Including Veterinary Medicaments	2 615	27 940	1 405 985	13 202 987
727 Food Processing Machines And Parts	71 091	290 837	1 091 306	12 349 903
022 Milk,cream, And Milk Products Other Than Butter Or Cheese	403 500	2 728 000	1 817 007	11 872 865
741 Heating And Cooling Equipments And Parts	24 028	333 377	796 123	8 828 762
LAINNYA	1 409 989	13 722 204	3 874 370	46 181 406
<b>SUB TOTAL</b>	<b>1 985 130</b>	<b>18 801 061</b>	<b>9 755 332</b>	<b>129 829 213</b>
<b>NORWAY</b>				
562 Fertilizers, Manufactured	10 723 598	74 238 409	6 622 959	42 980 233
793 Ships, Boats, And Floating Structures	2 808 000	15 367 389	1 925 000	18 824 290
251 Pulp And Waste Paper	2 882 880	29 625 899	1 604 730	14 402 957
744 Mechanical Handling Equipments And Parts	19 659	438 186	310 920	11 481 991
747 Taps, Cocks, And Valves For Pipes	42 909	177 043	1 983 135	9 893 084
LAINNYA	2 947 001	16 726 943	7 470 636	68 151 913
<b>SUB TOTAL</b>	<b>19 424 047</b>	<b>136 573 869</b>	<b>19 917 380</b>	<b>165 734 468</b>

**I.6 IMPOR KOMODITI MENURUT NEGARA ASAL / IMPORT BY COUNTRY OF ORIGIN  
DAN LIMA GOLONGAN BARANG (SITC) UTAMA / AND FIVE MAJOR SITC COMMODITY GROUP  
\*\* AGUSTUS / AUGUST 2011 \*\***

Negara Asal/SITC/Uraian Golongan Barang <i>Country of Origin/SITC/group Description</i>	Berat Bersih / <i>Net Weight (Kg)</i>		Nilai CIF / <i>CIF Value (US\$)</i>	
	Bulan ini <i>Current month</i>	Kumulatif <i>Cum. Jan to date</i>	Bulan ini <i>Current month</i>	Kumulatif <i>Cum. Jan to date</i>
<b>SWEDEN</b>				
764 Telecommunication Equipments And Parts	64 187	1 072 140	10 843 996	153 254 427
782 Motor Vehicle For The Transportation Of Goods	1 271 552	10 192 391	12 730 880	103 548 274
641 Papers And Paperboards	3 212 822	29 384 811	4 085 309	34 615 655
783 Road Motor Vehicles	20 522	2 457 424	245 338	30 457 731
691 Structures And Parts Of Iron/steel Or Aluminium	706 018	724 801	21 944 000	22 515 043
LAINNYA	4 842 499	68 778 362	29 445 006	232 310 375
<b>SUB TOTAL</b>	<b>10 117 600</b>	<b>112 609 929</b>	<b>79 294 529</b>	<b>576 701 505</b>
<b>FINLAND</b>				
764 Telecommunication Equipments And Parts	50 375	677 739	6 466 096	177 661 634
725 Papermill/pulpmill Machinery And Paper Cutting Machines	131 545	923 544	4 772 167	24 235 625
641 Papers And Paperboards	1 821 506	21 056 418	2 141 725	22 962 475
251 Pulp And Waste Paper	461 132	14 904 086	410 407	10 222 307
772 Electrical Apparatus For Making And Breaking Electrical Circuits	4 918	102 388	2 825 931	8 738 482
LAINNYA	2 002 129	10 277 156	10 327 841	80 022 498
<b>SUB TOTAL</b>	<b>4 471 605</b>	<b>47 941 331</b>	<b>26 944 167</b>	<b>323 843 021</b>
<b>IRELAND</b>				
022 Milk,cream, And Milk Products Other Than Butter Or Cheese	651 250	4 510 863	2 444 106	13 181 135
792 Aircraft And Associated Equipments And Parts	60 781	62 825	9 547 500	9 703 431
551 Essential Oils, Perfumes, And Flavour Materials	105 012	688 196	996 693	7 796 412
542 Medicaments, Including Veterinary Medicaments	3 783	14 956	1 648 829	6 585 326
098 Edible Products And Preparations	18 706	244 519	219 159	6 323 559
LAINNYA	3 667 773	20 654 047	3 428 095	27 528 610
<b>SUB TOTAL</b>	<b>4 507 305</b>	<b>26 175 406</b>	<b>18 284 382</b>	<b>71 118 473</b>
<b>ITALY</b>				
728 Other Machines And Equipment Specialized For Particular Industry	342 616	2 375 789	11 839 952	62 123 866
679 Tubes, Pipes, Hollow Profile, Pipe Fitting Of Iron/steel	1 270 479	24 228 247	5 402 032	57 269 924
745 Other Non-electical Machinery, Tools, And Mechanical Apparatus	97 421	715 187	8 354 511	55 657 024
251 Pulp And Waste Paper	14 115 700	149 154 277	3 699 059	37 213 867
747 Taps, Cocks, And Valves For Pipes	197 838	1 208 848	6 847 106	34 274 619
LAINNYA	12 347 692	97 701 530	71 289 038	560 603 809
<b>SUB TOTAL</b>	<b>28 371 746</b>	<b>275 383 878</b>	<b>107 431 698</b>	<b>807 143 109</b>
<b>SPAIN</b>				
728 Other Machines And Equipment Specialized For Particular Industry	13 296	1 300 715	115 993	25 465 651
533 Pigments, Paints, Varnishes, And Related Materials	848 780	8 435 620	1 797 913	14 474 072
251 Pulp And Waste Paper	4 196 135	32 089 036	1 724 732	10 940 510
782 Motor Vehicle For The Transportation Of Goods	372 524	783 285	5 366 362	10 292 308
541 Medicinal And Pharmaceutical Products	7 312	138 137	368 502	8 776 423
LAINNYA	4 475 362	43 242 906	20 397 618	184 655 538
<b>SUB TOTAL</b>	<b>9 913 409</b>	<b>85 989 699</b>	<b>29 771 120</b>	<b>254 604 502</b>
<b>PORTUGAL</b>				
793 Ships, Boats, And Floating Structures	0	13 293 151	0	26 882 507
845 Articles Of Apparel	6 337	41 355	464 564	3 010 526
893 Article Of Plastics	4 874	88 346	39 399	1 181 805
842 Women's Coats/jacket, Not Knitted	1 317	7 945	125 607	748 348
251 Pulp And Waste Paper	0	3 063 150	0	738 635
LAINNYA	134 594	2 344 697	701 910	7 370 331
<b>SUB TOTAL</b>	<b>147 122</b>	<b>18 838 644</b>	<b>1 331 480</b>	<b>39 932 152</b>
<b>ICELAND</b>				
671 Pig Iron,spiegeleisen,sponge Iron, And Ferro-alloys	0	450 430	0	1 482 205
411 Animal Oils And Fats	7 600	57 390	35 674	239 901
542 Medicaments, Including Veterinary Medicaments	0	911	0	146 646
742 Pumps For Liquid And Parts	0	550	0	6 637
845 Articles Of Apparel	0	70	0	6 093
LAINNYA	8	136	824	7 922
<b>SUB TOTAL</b>	<b>7 608</b>	<b>509 487</b>	<b>36 498</b>	<b>1 889 404</b>

**I.6 IMPOR KOMODITI MENURUT NEGARA ASAL / IMPORT BY COUNTRY OF ORIGIN  
DAN LIMA GOLONGAN BARANG (SITC) UTAMA / AND FIVE MAJOR SITC COMMODITY GROUP  
\*\* AGUSTUS / AUGUST 2011 \*\***

Negara Asal/SITC/Uraian Golongan Barang <i>Country of Origin/SITC/group Description</i>	Berat Bersih / <i>Net Weight (Kg)</i>		Nilai CIF / <i>CIF Value (US\$)</i>	
	Bulan ini <i>Current month</i>	Kumulatif <i>Cum. Jan to date</i>	Bulan ini <i>Current month</i>	Kumulatif <i>Cum. Jan to date</i>
<b>MONTSERAT</b>				
743 Pumps, Compressors, Fans, Blowers, Centrifuges, And Parts	0	534	0	54 199
LAINNYA	0	0	0	0
SUB TOTAL	0	534	0	54 199
<b>GREECE</b>				
263 Cotton	0	5 524 673	0	15 148 739
251 Pulp And Waste Paper	6 054 887	44 301 701	1 569 588	10 934 499
121 Tobacco, Unmanufactured And Refused	124 740	720 891	871 516	5 243 530
771 Electric Power Machinery And Parts	19 562	87 957	228 176	1 003 686
724 Textile/leather Machinery And Parts	0	47 416	0	856 905
LAINNYA	109 295	3 893 378	242 127	3 898 261
SUB TOTAL	6 308 484	54 576 016	2 911 407	37 085 620
<b>ANDORRA</b>				
749 Non-electric Parts And Accessories Of Machineries	0	23 660	0	213 332
571 Polymers Of Ethylene In Primary Forms	0	51 000	0	155 550
652 Cotton Fabrics, Woven	0	11 265	0	140 445
764 Telecommunication Equipments And Parts	0	13	0	3 664
592 Starches, Inulin, And Wheat Glutenal Buminoidal Substances; Glues	0	29	0	3 341
LAINNYA	0	9	0	880
SUB TOTAL	0	85 976	0	517 212
<b>LIECHTENSTEIN</b>				
533 Pigments, Paints, Varnishes, And Related Materials	209	8 451	1 936	46 295
772 Electrical Apparatus For Making And Breaking Electrical Circuits	205	268	18 161	20 015
846 Clothing Accessories Of Textiles Fabrics	0	4	0	1 488
747 Taps, Cocks, And Valves For Pipes	0	40	0	1 196
699 Manufactures Of Base Metals	0	9	0	241
LAINNYA	0	11	0	49
SUB TOTAL	414	8 783	20 097	69 284
<b>DEMOCRATIC REP. OF THE CONGO</b>				
292 Crude Vegetable Materials	176 662	1 017 905	417 090	2 372 537
899 Other Miscellaneous Manufactured Articles	0	47	0	70
LAINNYA	0	0	0	0
SUB TOTAL	176 662	1 017 952	417 090	2 372 607
<b>HUNGARY</b>				
764 Telecommunication Equipments And Parts	47 868	317 430	17 706 109	130 736 195
792 Aircraft And Associated Equipments And Parts	61 000	61 000	23 000 000	23 000 000
776 Thermionic, Cold Cathode, And Photo Cathode Valves/tubes	5 630	29 392	589 343	12 544 900
778 Electrical Machinery And Apparatus	18 465	173 376	433 230	4 284 009
892 Printed Matter	3	1 687	3	2 650 884
LAINNYA	185 882	1 363 827	2 578 777	18 671 478
SUB TOTAL	318 848	1 946 712	44 307 462	191 887 466
<b>POLAND</b>				
515 Organo-inorganic And Heterocyclic Compounds	1 100 501	4 635 629	3 549 300	14 842 808
022 Milk,cream, And Milk Products Other Than Butter Or Cheese	1 467 000	3 929 000	2 239 747	6 561 620
232 Synthetic Rubber Latex, Synthetic/reclaimed Rubber	37 809	2 087 320	106 366	5 326 038
725 Papermill/pulpmill Machinery And Paper Cutting Machines	219 429	265 040	4 540 227	5 307 218
553 Perfumery, Cosmetics, And Toilet Preparations	84 190	435 257	872 233	5 005 058
LAINNYA	4 206 641	14 689 789	4 673 248	26 624 732
SUB TOTAL	7 115 570	26 042 035	15 981 121	63 667 474
<b>ROMANIA</b>				
764 Telecommunication Equipments And Parts	2 013	9 395	521 099	3 206 763
728 Other Machines And Equipment Specialized For Particular Industry	732 377	732 543	1 621 728	1 633 396
679 Tubes, Pipes, Hollow Profile, Pipe Fitting Of Iron/steel	31 411	993 490	65 225	1 259 152
746 Ball Or Roller Bearings	611	70 306	5 028	889 546
842 Women's Coats/jacket, Not Knitted	1 591	13 140	70 283	615 614
LAINNYA	100 999	2 844 382	520 942	5 227 430
SUB TOTAL	869 002	4 663 256	2 804 305	12 831 901

**I.6 IMPOR KOMODITI MENURUT NEGARA ASAL / IMPORT BY COUNTRY OF ORIGIN  
DAN LIMA GOLONGAN BARANG (SITC) UTAMA / AND FIVE MAJOR SITC COMMODITY GROUP  
\*\* AGUSTUS / AUGUST 2011 \*\***

Negara Asal/SITC/Uraian Golongan Barang <i>Country of Origin/SITC/group Description</i>	Berat Bersih / <i>Net Weight (Kg)</i>		Nilai CIF / <i>CIF Value (US\$)</i>	
	Bulan ini <i>Current month</i>	Kumulatif <i>Cum. Jan to date</i>	Bulan ini <i>Current month</i>	Kumulatif <i>Cum. Jan to date</i>
<b>BULGARIA</b>				
523 Metallicsalts And Peroxysalts	5 280 840	45 989 713	1 201 035	10 490 987
075 Spices	299 452	6 201 500	98 499	2 065 439
772 Electrical Apparatus For Making And Breaking Electrical Circuits	281	68 392	9 444	1 914 961
891 Arms And Ammunitions	0	48 182	0	989 832
776 Thermionic, Cold Cathode, And Photo Cathode Valves/tubes	0	169	0	918 946
LAINNYA	296 055	1 585 577	603 757	4 667 688
<b>SUB TOTAL</b>	<b>5 876 628</b>	<b>53 893 533</b>	<b>1 912 735</b>	<b>21 047 853</b>
<b>SERBIA</b>				
784 Parts And Accessories Of The Motor Vehicles	0	8	0	657
746 Ball Or Roller Bearings	14	21	378	485
737 Metalworking Machinery And Parts	0	17	0	52
LAINNYA	0	0	0	0
<b>SUB TOTAL</b>	<b>14</b>	<b>46</b>	<b>378</b>	<b>1 194</b>
<b>ALBANIA</b>				
671 Pig Iron,spiegeleisen,sponge Iron, And Ferro-alloys	0	146 000	0	274 949
851 Footwears	3	600	220	29 402
845 Articles Of Apparel	321	358	21 782	23 928
551 Essential Oils, Perfumes, And Flavour Materials	0	114	0	1 681
874 Measuring, Checking, Analysing, And Controlling Instrument And Appar	0	1	0	1 249
LAINNYA	0	1	0	427
<b>SUB TOTAL</b>	<b>324</b>	<b>147 074</b>	<b>22 002</b>	<b>331 636</b>
<b>ARMENIA</b>				
892 Printed Matter	0	1	0	3
LAINNYA	0	0	0	0
<b>SUB TOTAL</b>	<b>0</b>	<b>1</b>	<b>0</b>	<b>3</b>
<b>AZERBAIJAN</b>				
333 Petroleum Oil, Crude	133 333 046	1 787 071 176	121 669 562	1 534 207 487
263 Cotton	0	97 920	0	186 300
678 Wire Of Iron/steel	1	1	192	192
LAINNYA	0	0	0	0
<b>SUB TOTAL</b>	<b>133 333 047</b>	<b>1 787 169 097</b>	<b>121 669 754</b>	<b>1 534 393 979</b>
<b>BELARUS</b>				
562 Fertilizers, Manufactured	26 175 560	249 083 325	13 702 906	112 554 773
625 Rubber Tyre,tyre Cases,tyre Treads,inner Tubes, And Tyre Flaps	214 702	1 236 456	1 179 233	5 582 416
872 Medical Instruments And Appliances	287	532	22 006	49 136
695 Tools For Used In The Hand Or In Machines	0	630	0	12 861
871 Optical Instrument And Apparatus	27	27	2 815	2 815
LAINNYA	0	8	0	212
<b>SUB TOTAL</b>	<b>26 390 576</b>	<b>250 320 978</b>	<b>14 906 960</b>	<b>118 202 213</b>
<b>KAZAKHSTAN</b>				
673 Flat Rolled Products, Not Clad	12 129 570	12 129 570	9 473 194	9 473 194
686 Zinc	743 054	3 505 882	1 775 069	7 989 111
685 Lead	0	591 521	0	1 678 008
263 Cotton	0	95 232	0	196 303
723 Civil Engineering And Contractor Plants And Equipments/parts	0	133	0	8 903
LAINNYA	0	0	0	0
<b>SUB TOTAL</b>	<b>12 872 624</b>	<b>16 322 338</b>	<b>11 248 263</b>	<b>19 345 519</b>
<b>KYRGYZSTAN</b>				
682 Copper	848	23 009	9 704	224 660
121 Tobacco, Unmanufactured And Refused	0	39 475	0	155 925
572 Polimers Of Styrene In Primary Forms	0	18 960	0	118 614
575 Other Plastics In Primary Forms	1	22 784	4	63 875
655 Knitted Or Crocheted Fabrics	0	5 980	0	57 225
LAINNYA	20 545	157 006	100 327	367 465
<b>SUB TOTAL</b>	<b>21 394</b>	<b>267 214</b>	<b>110 035</b>	<b>987 764</b>

**I.6 IMPOR KOMODITI MENURUT NEGARA ASAL / IMPORT BY COUNTRY OF ORIGIN  
DAN LIMA GOLONGAN BARANG (SITC) UTAMA / AND FIVE MAJOR SITC COMMODITY GROUP  
\*\* AGUSTUS / AUGUST 2011 \*\***

Negara Asal/SITC/Uraian Golongan Barang <i>Country of Origin/SITC/group Description</i>	Berat Bersih / <i>Net Weight (Kg)</i>		Nilai CIF / <i>CIF Value (US\$)</i>	
	Bulan ini <i>Current month</i>	Kumulatif <i>Cum. Jan to date</i>	Bulan ini <i>Current month</i>	Kumulatif <i>Cum. Jan to date</i>
<b>MOLDOVA, REPUBLIC OF</b>				
699 Manufactures Of Base Metals	0	15 869	0	67 098
873 Meters And Counters	0	843	0	56 891
842 Women's Coats/jacket, Not Knitted	8	363	322	14 114
679 Tubes, Pipes, Hollow Profile, Pipe Fitting Of Iron/steel	0	2 470	0	10 381
844 Women's Coats/jackets, Knitted	13	97	540	4 661
LAINNYA	6	95	467	5 054
SUB TOTAL	27	19 737	1 329	158 199
<b>TAJIKISTAN</b>				
684 Alumunium	0	958 314	0	2 011 601
522 Inorganic Chemical Elements, Oxides And Halogen Salts	0	35 910	0	33 576
LAINNYA	0	0	0	0
SUB TOTAL	0	994 224	0	2 045 177
<b>TURKMENISTAN</b>				
263 Cotton	0	150 312	0	428 382
682 Copper	0	2 619	0	29 341
842 Women's Coats/jacket, Not Knitted	21	104	1 024	5 928
841 Men's Coats/jackets, Not Knitted	2	36	86	1 424
LAINNYA	0	0	0	0
SUB TOTAL	23	153 071	1 110	465 075
<b>UKRAINE</b>				
672 Ingots And Other Iron/steel In Primary Forms	637	510 161 724	1 841	356 547 026
673 Flat Rolled Products, Not Clad	7 644 142	53 037 840	7 229 787	50 090 923
675 Flat Rolled Products And Alloy Steels	19 937	52 088 622	21 558	46 191 115
562 Fertilizers, Manufactured	0	54 997 293	0	22 966 863
334 Petroleum Products, Refined	114	10 097 930	36 572	15 970 926
LAINNYA	4 137 827	26 795 432	3 056 185	21 775 410
SUB TOTAL	11 802 657	707 178 841	10 345 943	513 542 263
<b>UZBEKISTAN</b>				
523 Metallicsalts And Peroxysalts	42 000	402 000	124 950	1 048 845
263 Cotton	0	219 635	0	403 103
651 Textile Yarns	0	60 012	0	240 045
611 Leathers	0	19 700	0	87 416
269 Old Clothing And Other Old Textile Articles; Rags	0	2 000	0	18 782
LAINNYA	0	175	0	1 447
SUB TOTAL	42 000	703 522	124 950	1 799 638
<b>LITHUANIA</b>				
562 Fertilizers, Manufactured	3 000 000	19 500 000	1 403 200	8 658 200
282 Waste And Scrap Metal Of Iron/steel	482 070	6 999 400	226 332	3 173 176
625 Rubber Tyre, tyre Cases, tyre Treads, inner Tubes, And Tyre Flaps	0	275 070	0	1 940 548
512 Alcohols, phenols, phenol-alcohols And Their Halogenated	51 200	194 447	171 520	652 040
022 Milk, cream, And Milk Products Other Than Butter Or Cheese	0	116 000	0	92 924
LAINNYA	9 131	232 860	35 118	216 571
SUB TOTAL	3 542 401	27 317 777	1 836 170	14 733 459
<b>LATVIA</b>				
562 Fertilizers, Manufactured	0	32 985 850	0	15 734 250
282 Waste And Scrap Metal Of Iron/steel	3 442 420	7 992 545	1 659 122	3 873 873
232 Synthetic Rubber Latex, Synthetic/reclaimed Rubber	0	334 800	0	1 810 620
679 Tubes, Pipes, Hollow Profile, Pipe Fitting Of Iron/steel	1 410	119 683	9 056	484 229
699 Manufactures Of Base Metals	0	22 760	0	136 939
LAINNYA	315	105 395	27 318	286 964
SUB TOTAL	3 444 145	41 561 033	1 695 496	22 326 875
<b>ESTONIA</b>				
282 Waste And Scrap Metal Of Iron/steel	0	1 768 120	0	789 235
764 Telecommunication Equipments And Parts	994	42 529	26 867	531 027
641 Papers And Paperboards	0	259 344	0	337 158

**I.6 IMPOR KOMODITI MENURUT NEGARA ASAL / IMPORT BY COUNTRY OF ORIGIN  
DAN LIMA GOLONGAN BARANG (SITC) UTAMA / AND FIVE MAJOR SITC COMMODITY GROUP  
\*\* AGUSTUS / AUGUST 2011 \*\***

Negara Asal/SITC/Uraian Golongan Barang <i>Country of Origin/SITC/group Description</i>	Berat Bersih / <i>Net Weight (Kg)</i>		Nilai CIF / <i>CIF Value (US\$)</i>	
	Bulan ini <i>Current month</i>	Kumulatif <i>Cum. Jan to date</i>	Bulan ini <i>Current month</i>	Kumulatif <i>Cum. Jan to date</i>
251 Pulp And Waste Paper	0	340 850	0	165 052
513 Carboxylic Acids, and Their Anhydrides, halides, peroxides LAINNYA	0 340	45 000 25 185	0 18 259	60 750 184 330
<b>SUB TOTAL</b>	<b>1 334</b>	<b>2 481 028</b>	<b>45 126</b>	<b>2 067 552</b>
<b>GEORGIA</b>				
792 Aircraft And Associated Equipments And Parts	0	3 900	0	2 040 654
288 Non-ferrous Base Metal Waste And Scraps	0	111 570	0	672 177
282 Waste And Scrap Metal Of Iron/steel	0	664 320	0	261 082
629 Articles Of Rubbers	0	640	0	71 924
685 Lead	24 984	24 984	57 463	57 463
LAINNYA	614	7 438	21 547	111 381
<b>SUB TOTAL</b>	<b>25 598</b>	<b>812 852</b>	<b>79 010</b>	<b>3 214 681</b>
<b>CROATIA</b>				
737 Metalworking Machinery And Parts	10 468	165 519	54 938	1 115 477
121 Tobacco, Unmanufactured And Refused	0	217 800	0	604 890
248 Wood, simply Worked And Railway Sleeper Of Wood	45 998	303 155	41 961	244 003
791 Railway Vehicles And Associated Equipments	292	692	160 279	195 427
661 Lime, cement And Fabricated Construction Materials LAINNYA	21 000 3 001	293 999 65 146	12 040 54 500	155 715 382 944
<b>SUB TOTAL</b>	<b>80 759</b>	<b>1 046 311</b>	<b>323 718</b>	<b>2 698 456</b>
<b>BOSNIA AND HERZEGOVINA</b>				
851 Footwears	0	8 615	0	63 128
248 Wood, simply Worked And Railway Sleeper Of Wood	0	46 303	0	46 226
775 Household Type, Electrical/non-electrical Equipments	0	176	0	4 760
743 Pumps, Compressors, Fans, Blowers, Centrifuges, And Parts	13	58	702	3 058
874 Measuring, Checking, Analysing, And Controlling Instrument And Appar LAINNYA	4 0	15 16	193 0	558 693
<b>SUB TOTAL</b>	<b>17</b>	<b>55 183</b>	<b>895</b>	<b>118 423</b>
<b>MALTA</b>				
793 Ships, Boats, And Floating Structures	0	11 916 000	0	7 425 000
542 Medicaments, Including Veterinary Medicaments	640	2 806	373 387	1 128 464
282 Waste And Scrap Metal Of Iron/steel	324 160	414 680	157 866	197 695
251 Pulp And Waste Paper	0	638 240	0	172 198
776 Thermionic, Cold Cathode, And Photo Cathode Valves/tubes LAINNYA	61 922	409 3 273	4 515 3 572	33 840 47 819
<b>SUB TOTAL</b>	<b>325 783</b>	<b>12 975 408</b>	<b>539 340</b>	<b>9 005 016</b>
<b>SLOVAKIA</b>				
772 Electrical Apparatus For Making And Breaking Electrical Circuits	63	11 451	2 440	1 041 834
778 Electrical Machinery And Apparatus	22 990	72 641	210 877	841 071
776 Thermionic, Cold Cathode, And Photo Cathode Valves/tubes	0	5 240	0	686 951
764 Telecommunication Equipments And Parts	1 734	1 855	484 507	501 196
514 Nitrogen-function Compounds LAINNYA	0 21 479	192 000 901 090	0 350 018	366 540 3 172 682
<b>SUB TOTAL</b>	<b>46 266</b>	<b>1 184 277</b>	<b>1 047 842</b>	<b>6 610 274</b>
<b>SLOVENIA</b>				
737 Metalworking Machinery And Parts	176 056	1 344 077	788 879	5 879 378
641 Papers And Paperboards	93 921	828 425	570 723	5 482 617
542 Medicaments, Including Veterinary Medicaments	97	3 247	117 285	1 674 851
541 Medicinal And Pharmaceutical Products	0	10 800	0	1 161 000
778 Electrical Machinery And Apparatus LAINNYA	380 55 778	218 260 1 093 992	13 426 480 050	1 055 571 5 338 513
<b>SUB TOTAL</b>	<b>326 232</b>	<b>3 498 801</b>	<b>1 970 363</b>	<b>20 591 930</b>
<b>CZECH REPUBLIC</b>				
251 Pulp And Waste Paper	1 997 829	9 715 879	2 185 237	10 530 765
772 Electrical Apparatus For Making And Breaking Electrical Circuits	21 671	182 761	1 035 930	7 596 436
514 Nitrogen-function Compounds	135 200	1 990 600	304 772	4 076 856

**I.6 IMPOR KOMODITI MENURUT NEGARA ASAL / IMPORT BY COUNTRY OF ORIGIN  
DAN LIMA GOLONGAN BARANG (SITC) UTAMA / AND FIVE MAJOR SITC COMMODITY GROUP  
\*\* AGUSTUS / AUGUST 2011 \*\***

Negara Asal/SITC/Uraian Golongan Barang <i>Country of Origin/SITC/group Description</i>	Berat Bersih / <i>Net Weight (Kg)</i>		Nilai CIF / <i>CIF Value (US\$)</i>	
	Bulan ini <i>Current month</i>	Kumulatif <i>Cum. Jan to date</i>	Bulan ini <i>Current month</i>	Kumulatif <i>Cum. Jan to date</i>
764 Telecommunication Equipments And Parts	23 958	139 055	616 115	3 636 836
778 Electrical Machinery And Apparatus	2 457	46 141	275 164	3 511 644
LAINNYA	496 083	3 283 039	2 434 992	24 861 076
<b>SUB TOTAL</b>	<b>2 677 198</b>	<b>15 357 475</b>	<b>6 852 210</b>	<b>54 213 613</b>
<b>SOUTH GEORGIA AND THE SOUTH SA</b>				
778 Electrical Machinery And Apparatus	0	495	0	54 523
554 Soap,cleansing And Polishing Preparations	0	1 656	0	4 039
893 Article Of Plastics	0	87	0	3 737
776 Thermionic, Cold Cathode, And Photo Cathode Valves/tubes	0	4	0	401
746 Ball Or Roller Bearings	0	1	0	19
LAINNYA	0	0	0	0
<b>SUB TOTAL</b>	<b>0</b>	<b>2 243</b>	<b>0</b>	<b>62 719</b>
<b>REP. OF MACEDONIA</b>				
679 Tubes, Pipes, Hollow Profile, Pipe Fitting Of Iron/steel	0	401	0	14 724
121 Tobacco, Unmanufactured And Refused	0	1 127	0	9 928
842 Women's Coats/jacket, Not Knitted	93	156	2 418	6 524
845 Articles Of Apparel	0	21	0	5 682
772 Electrical Apparatus For Making And Breaking Electrical Circuits	23	23	570	570
LAINNYA	1	10	46	578
<b>SUB TOTAL</b>	<b>117</b>	<b>1 738</b>	<b>3 034</b>	<b>38 006</b>
<b>FAEROE ISLANDS</b>				
851 Footwears	0	5	0	5
LAINNYA	0	0	0	0
<b>SUB TOTAL</b>	<b>0</b>	<b>5</b>	<b>0</b>	<b>5</b>
<b>RUSSIA FEDERATION</b>				
672 Ingots And Other Iron/steel In Primary Forms	0	481 959 562	0	309 630 862
562 Fertilizers, Manufactured	82 493 170	617 703 950	39 163 053	250 741 976
333 Petroleum Oil, Crude	0	237 230 930	0	202 908 421
792 Aircraft And Associated Equipments And Parts	0	56 562	0	62 879 936
334 Petroleum Products, Refined	0	54 986 492	0	46 048 389
LAINNYA	14 976 917	140 201 186	16 591 987	173 870 533
<b>SUB TOTAL</b>	<b>97 470 087</b>	<b>1 532 138 682</b>	<b>55 755 040</b>	<b>1 046 080 117</b>
<b>SERBIA</b>				
891 Arms And Ammunitions	84 395	94 931	5 212 448	7 135 119
511 Hydrocarbon And Their Halogenated, Nitrated Derivatives	0	23 200	0	46 864
697 Household Equipment Of Base Metals	0	4 037	0	40 635
522 Inorganic Chemical Elements, Oxides And Halogen Salts	0	200	0	37 600
098 Edible Products And Preparations	0	2 000	0	36 000
LAINNYA	21 280	22 277	16 746	30 678
<b>SUB TOTAL</b>	<b>105 675</b>	<b>146 645</b>	<b>5 229 194</b>	<b>7 326 896</b>
<b>MONTENEGRO</b>				
748 Transmission Shafts And Cranks	0	17	0	1 279
LAINNYA	0	0	0	0
<b>SUB TOTAL</b>	<b>0</b>	<b>17</b>	<b>0</b>	<b>1 279</b>

**I.7 IMPOR KOMODITI TERTENTU MENURUT NEGARA ASAL UTAMA**  
**CERTAIN COMMODITIES IMPORT BY MAIN COUNTRY OF ORIGIN**  
**\*\* AGUSTUS / AUGUST 2011 \*\***

Komoditi Commodity	Negara Asal Country of Origin	Berat Bersih / Net Weight (Kg)		Nilai CIF / CIF Value (US\$)	
		Bulan ini Current month	Kumulatif Cum. Jan to date	Bulan ini Current month	Kumulatif Cum. Jan to date
Beras	VIET NAM	13 048 768	905 930 812	8 128 226	460 287 707
	THAILAND	39 599 363	705 436 710	23 121 614	387 257 606
	CHINA	0	1 869 712	0	5 088 370
	INDIA	24 001	1 170 506	46 103	3 720 054
	UNITED STATES	341 214	1 223 411	410 686	1 503 727
	OTHERS	1 500 000	6 980 036	522 500	3 379 356
	Sub Total	54 513 346	1 622 611 187	32 229 129	861 236 820
Jagung	INDIA	30 325 527	989 333 570	9 713 984	305 705 070
	ARGENTINA	129 450 596	915 869 201	43 263 768	304 619 978
	UNITED STATES	83 007	407 564 876	55 788	132 496 363
	BRAZIL	0	192 300 313	0	57 686 454
	MYANMAR (FORM. BURMA)	9 571 839	56 529 967	3 158 543	18 073 653
	OTHERS	12 092 405	44 801 706	4 146 103	18 970 894
	Sub Total	181 523 374	2 606 399 633	60 338 186	837 552 412
Kedelai	UNITED STATES	163 081 186	1 264 189 059	95 670 097	731 028 377
	MALAYSIA	11 923 152	77 914 662	11 905 856	76 309 160
	ARGENTINA	33 053 180	35 779 060	18 837 690	20 423 023
	BRAZIL	0	13 550 000	0	7 740 438
	URUGUAY	3 728 115	10 982 290	2 121 923	6 242 288
	OTHERS	235 268	14 706 914	232 316	9 590 654
	Sub Total	212 020 901	1 417 121 985	128 767 882	851 333 940
Biji Gandum dan Meslin	AUSTRALIA	350 732 339	2 755 040 298	130 727 794	1 030 219 658
	CANADA	131 598 300	725 713 817	63 012 232	329 301 343
	UNITED STATES	102 266 120	512 058 219	44 934 399	211 992 264
	PAKISTAN	4 745 206	28 041 859	1 266 477	9 594 414
	BRAZIL	0	22 500 000	0	8 235 000
	OTHERS	1 605 230	6 977 626	467 122	2 232 736
	Sub Total	590 947 195	4 050 331 819	240 408 024	1 591 575 415
Tepung terigu	TURKEY	22 948 850	231 649 794	8 894 834	84 343 958
	SRI LANKA	26 648 500	147 839 520	13 961 010	74 373 187
	BELGIUM	750 000	16 563 250	390 975	8 241 580
	UKRAINE	2 440 000	15 823 000	839 360	5 603 032
	AUSTRALIA	822 250	8 110 350	406 144	3 983 901
	OTHERS	1 573 572	13 442 884	627 283	5 415 682
	Sub Total	55 183 172	433 428 798	25 119 606	181 961 340
Gula Pasir	INDIA	0	69 429 000	0	53 191 098
	THAILAND	1 149 000	60 884 000	893 724	46 828 047
	AUSTRALIA	1 960 128	10 651 702	1 839 651	10 549 262
	MALAYSIA	0	7 850 600	0	6 654 872
	UNITED ARAB EMIRATES	18	7 000 080	22	5 240 298
	OTHERS	45	7 159 739	2 143	6 595 506
	Sub Total	3 109 191	162 975 121	2 735 540	129 059 083
Gula Tebu	THAILAND	33 550 000	865 980 400	21 417 483	615 476 694
	BRAZIL	86 340 000	373 712 715	55 805 963	252 819 875
	AUSTRALIA	50 000 000	160 228 000	33 825 500	107 107 571
	GUATEMALA	0	50 350 000	0	35 308 890
	INDIA	0	48 750 000	0	35 234 421
	OTHERS	0	27 000 000	0	18 377 010
Sub Total	169 890 000	1 526 021 115	111 048 946	1 064 324 461	



**I.7 IMPOR KOMODITI TERTENTU MENURUT NEGARA ASAL UTAMA**  
**CERTAIN COMMODITIES IMPORT BY MAIN COUNTRY OF ORIGIN**  
**\*\* AGUSTUS / AUGUST 2011 \*\***

Komoditi Commodity	Negara Asal Country of Origin	Berat Bersih / Net Weight (Kg)		Nilai CIF / CIF Value (US\$)	
		Bulan ini Current month	Kumulatif Cum. Jan to date	Bulan ini Current month	Kumulatif Cum. Jan to date
Daging Sejenis Lembu					
	AUSTRALIA	7 400 864	35 728 592	27 082 994	115 853 573
	NEW ZEALAND	4 434 648	19 694 002	15 602 393	64 985 403
	UNITED STATES	405 127	6 669 393	1 152 242	11 620 905
	CANADA	0	323 386	0	622 517
	SINGAPORE	36	55 945	513	169 148
	OTHERS	0	0	0	0
	Sub Total	12 240 675	62 471 318	43 838 142	193 251 546
Daging Ayam					
	MALAYSIA	0	8 980	0	29 236
	OTHERS	0	0	0	0
	Sub Total	0	8 980	0	29 236
Garam					
	AUSTRALIA	59 700 001	1 332 460 040	2 529 484	67 808 762
	INDIA	47 682 500	870 802 086	2 206 042	47 369 972
	SINGAPORE	0	24 000 000	0	1 404 000
	GERMANY, FED. REP. OF	23 033	304 115	28 528	265 065
	NEW ZEALAND	24 000	743 964	9 240	255 720
	OTHERS	58	293 917	211	123 059
	Sub Total	107 429 592	2 228 604 122	4 773 505	117 226 578
Mentega					
	NEW ZEALAND	640 083	4 684 049	3 518 872	27 353 415
	BELGIUM	0	1 593 471	0	10 680 689
	AUSTRALIA	93 385	1 054 713	493 101	5 429 418
	NETHERLANDS	0	795 160	0	4 865 295
	UNITED STATES	54 096	657 556	371 698	4 431 427
	OTHERS	168 411	1 031 532	783 933	5 387 084
	Sub Total	955 975	9 816 481	5 167 604	58 147 328
Minyak Goreng					
	MALAYSIA	1 429 750	35 028 820	2 202 668	43 637 726
	THAILAND	0	442 317	0	721 737
	SINGAPORE	34 622	357 638	70 063	684 348
	UNITED STATES	19 635	168 524	43 199	324 827
	KOREA, REPUBLIC OF	2 245	143 091	3 447	300 593
	OTHERS	31 370	215 858	50 021	421 431
	Sub Total	1 517 622	36 356 248	2 369 398	46 090 662
Susu					
	NEW ZEALAND	4 167 951	38 927 009	19 692 800	174 749 643
	UNITED STATES	3 951 525	34 284 059	13 436 817	106 167 480
	AUSTRALIA	2 212 907	29 685 210	8 715 150	103 513 055
	PHILIPPINES	717 562	3 995 167	4 043 487	23 916 151
	SINGAPORE	268 020	2 332 536	2 234 476	20 969 455
	OTHERS	6 038 181	27 061 619	21 924 476	94 354 424
	Sub Total	17 356 146	136 285 600	70 047 206	523 670 208
Bawang Merah					
	THAILAND	430 882	65 942 413	325 604	33 663 773
	VIET NAM	0	42 367 176	0	19 363 775
	INDIA	840 816	23 515 523	270 453	9 494 860
	PHILIPPINES	100 000	11 826 244	48 000	5 312 636
	MALAYSIA	348 639	4 829 751	298 621	3 679 554
	OTHERS	531 807	3 450 749	249 701	1 554 959
	Sub Total	2 252 144	151 931 856	1 192 379	73 069 557

**I.7 IMPOR KOMODITI TERTENTU MENURUT NEGARA ASAL UTAMA**  
**CERTAIN COMMODITIES IMPORT BY MAIN COUNTRY OF ORIGIN**  
**\*\* AGUSTUS / AUGUST 2011 \*\***

Komoditi Commodity	Negara Asal Country of Origin	Berat Bersih / Net Weight (Kg)		Nilai CIF / CIF Value (US\$)	
		Bulan ini Current month	Kumulatif Cum. Jan to date	Bulan ini Current month	Kumulatif Cum. Jan to date
Bawang putih	CHINA	83 131 759	318 140 211	47 458 406	215 829 803
	TAIWAN	0	3 263 780	0	2 113 957
	MALAYSIA	96 244	944 985	95 543	916 232
	SINGAPORE	0	80 590	0	126 768
	THAILAND	0	169 042	0	97 012
	OTHERS	0	28 000	0	10 341
	Sub Total		83 228 003	322 626 608	47 553 949
Telur Unggas	AUSTRIA	0	3	0	232
	OTHERS	0	0	0	0
	Sub Total	0	3	0	232
Kelapa	VIET NAM	63 504	770 305	544 500	5 465 325
	MOZAMBIQUE	0	2 470 215	0	3 761 214
	BENIN	0	1 327 890	0	1 715 140
	THAILAND	51 819	462 036	49 962	428 866
	PHILIPPINES	113	43 065	636	118 330
	OTHERS	303	103 402	419	40 100
	Sub Total		115 739	5 176 913	595 517
Kelapa Sawit	PAPUA NEW GUINEA	2 432	7 425	319 791	1 011 660
	MALAYSIA	2 354	3 647	442 167	664 726
	THAILAND	0	1 026	0	124 310
	UNITED KINGDOM	66	137	13 333	26 827
	INDIA	0	38 920	0	19 890
	OTHERS	0	0	0	0
	Sub Total		4 852	51 155	775 291
Lada	VIET NAM	229 500	1 023 557	832 891	3 105 189
	MALAYSIA	142 566	1 640 218	161 170	2 369 696
	CHINA	17 000	216 217	136 255	232 472
	JAPAN	11	237	104	67 506
	NETHERLANDS	1 275	3 803	8 102	25 816
	OTHERS	1 096	6 556	14 880	68 634
	Sub Total		391 448	2 890 588	1 153 402
Teh	VIET NAM	962 125	5 046 094	890 301	5 278 920
	KENYA	156 073	1 342 239	478 040	4 105 842
	INDIA	305 726	736 073	466 239	1 376 478
	ARGENTINA	46 800	972 800	49 440	1 176 016
	CHINA	92 155	369 062	199 988	739 377
	OTHERS	68 823	1 093 276	161 843	2 478 332
	Sub Total		1 631 702	9 559 544	2 245 851
Kopi	VIET NAM	143 400	4 995 419	232 513	10 768 391
	BRAZIL	192 000	865 410	1 160 096	4 658 792
	INDONESIA	0	962 872	0	1 867 946
	THAILAND	0	341 995	0	1 715 580
	INDIA	98 400	544 800	246 927	1 459 406
	OTHERS	262 177	1 695 537	843 464	6 140 277
	Sub Total		695 977	9 406 033	2 483 000

**I.7 IMPOR KOMODITI TERTENTU MENURUT NEGARA ASAL UTAMA**  
**CERTAIN COMMODITIES IMPORT BY MAIN COUNTRY OF ORIGIN**  
**\*\* AGUSTUS / AUGUST 2011 \*\***

Komoditi Commodity	Negara Asal Country of Origin	Berat Bersih / Net Weight (Kg)		Nilai CIF / CIF Value (US\$)	
		Bulan ini Current month	Kumulatif Cum. Jan to date	Bulan ini Current month	Kumulatif Cum. Jan to date
Cengkeh					
	MADAGASCAR	2 966 951	7 585 706	69 919 924	159 889 629
	SINGAPORE	46 955	188 650	576 120	1 801 105
	TANZANIA, UNITED REPUBLIC OF	0	11 000	0	71 500
	VIET NAM	0	9 766	0	65 432
	INDONESIA	0	20 000	0	9 900
	OTHERS	0	0	0	0
	Sub Total	3 013 906	7 815 122	70 496 044	161 837 566
Kakao					
	GHANA	200 000	3 800 683	672 780	13 198 851
	COTE D'IVOIRE	0	3 413 350	0	11 444 204
	PAPUA NEW GUINEA	120 000	2 374 979	371 891	7 895 275
	SOLOMON ISLANDS	599 999	2 040 000	1 788 866	6 311 678
	CAMEROON	0	1 447 367	0	4 639 258
	OTHERS	400 542	1 032 210	1 231 663	3 457 735
	Sub Total	1 320 541	14 108 589	4 065 200	46 947 001
Cabe (segar-dingin)					
	VIET NAM	14 808	4 083 048	13 318	3 875 509
	THAILAND	0	1 435 789	0	1 226 675
	CHINA	51 033	750 689	50 997	760 004
	INDIA	40 000	770 650	105 836	639 575
	AUSTRALIA	1 638	5 929	6 808	24 707
	OTHERS	29 085	42 191	18 789	31 687
	Sub Total	136 564	7 088 296	195 748	6 558 157
Cabe (kering-tumbuk)					
	INDIA	826 691	9 272 612	686 272	7 234 545
	CHINA	277 549	3 498 130	332 359	4 034 884
	MALAYSIA	131 282	1 666 147	120 800	1 372 045
	THAILAND	1 750	359 684	10 958	313 123
	GERMANY, FED. REP. OF	2 472	18 082	12 734	98 429
	OTHERS	109 148	203 356	107 161	243 888
	Sub Total	1 348 892	15 018 011	1 270 284	13 296 914
Cabe (awet sementara)					
	THAILAND	96 000	535 570	88 320	499 016
	VIET NAM	0	119 372	0	190 995
	INDIA	0	103 600	0	65 210
	OTHERS	0	0	0	0
	Sub Total	96 000	758 542	88 320	755 221
Tembakau					
	CHINA	5 352 369	39 213 431	24 755 248	180 110 865
	TURKEY	1 692 936	6 103 279	8 024 180	32 804 650
	BRAZIL	970 977	3 472 075	7 213 885	25 253 647
	INDIA	914 761	3 106 297	2 620 728	12 703 623
	UNITED STATES	264 903	1 815 430	2 253 342	12 603 784
	OTHERS	1 503 985	10 743 546	7 048 761	48 897 056
	Sub Total	10 699 931	64 454 058	51 916 144	312 373 625
Ubi Kayu					
	ITALY	0	2 695	0	20 642
	CHINA	0	2 953	0	1 273
	OTHERS	0	0	0	0
	Sub Total	0	5 648	0	21 915

**K1. IMPOR KAWASAN BERIKAT / BOUND ZONE IMPORT**  
**MENURUT GOLONGAN BARANG 2 DIJIT HS / BY COMMODITY 2 DIGITS HS**  
**\*\* AGUSTUS / AUGUST 2011 \*\***

HS Uraian Golongan Barang <i>Group Description</i>	Berat Bersih / <i>Net Weight (Kg)</i>		Nilai CIF / <i>CIF Value (US\$)</i>	
	Bulan ini <i>Current month</i>	Kumulatif <i>Cum. Jan to date</i>	Bulan ini <i>Current month</i>	Kumulatif <i>Cum. Jan to date</i>
02 Meat and edible meat offal	18 624	53 874	88 861	263 664
03 Fish and crustaceans	1 244 787	16 706 129	6 425 669	53 441 286
04 Dairy products, bird's eggs, natural honey	203 074	6 623 745	1 071 352	25 404 561
05 Products of animal origin	79 558	817 608	2 540 106	19 961 024
06 Live trees and other plants	0	13 003	0	28 362
07 Edible vegetables and certain roots and tubers	20 008	6 133 053	57 822	3 650 117
08 Edible fruits and nuts	16 686	124 256	166 267	813 222
09 Coffee, tea, mate, and spices	742 005	4 523 055	1 407 492	10 698 013
10 Cereals	11 815 214	129 558 297	4 235 050	45 697 362
11 Products of the milling industry	19 858 500	102 342 563	9 542 773	54 969 464
12 Oil seeds and oleaginous fruits	177 971	23 524 023	436 496	15 957 703
13 Lac	1 061	36 659	8 201	168 304
14 Vegetable plaiting materials	203	7 149	1 121	60 698
15 Animal or vegetable oils/fats and their cleavage products	356 754	39 007 072	654 086	34 518 767
16 Preparations of meat/fish/crustaceans/molluscs or other aquatic inverte	25 766	207 328	138 865	989 995
17 Sugar and sugar confectionery	154 190 027	1 149 625 056	101 321 802	807 477 910
18 Cocoa and cocoa preparations	4 820	10 431	37 902	180 162
19 Preparations of cereals, flour, starch or milk	119 357	794 881	270 098	1 564 298
20 Preparations of vegetables, fruits, nuts or other part of plants	5 837	90 650	209 141	373 792
21 Miscellaneous edible preparations	1 492	19 452	33 205	186 813
22 Beverages, spirit, and vinegar	141 213	812 604	1 576 311	7 573 888
23 Residues and waste from the food industries	199	30 784	4 204	98 903
24 Tobacco and manufactured tobacco substitutes	2 449 325	7 690 021	17 097 313	58 215 722
25 Salts	63 095 361	309 229 290	10 667 523	65 741 828
26 Ores, slag, and ash	6 465 558	9 488 533	1 768 975	3 986 697
27 Mineral fuels, mineral oils and products of their distillation	14 295 407	264 602 758	15 410 379	261 091 491
28 Inorganic chemicals	27 056 453	155 282 087	19 449 986	132 389 409
29 Organic chemicals	16 465 615	194 956 668	28 138 019	283 301 378
30 Pharmaceutical products	7 111	41 647	63 780	1 634 411
31 Fertilizers	51 017	2 185 818	20 723	1 250 789
32 Tanning or dyeing extracts	2 279 828	22 357 155	13 594 567	120 997 636
33 Essential oils and resinoids	30 478	274 003	510 425	6 005 918
34 Soap, organic surface-active agents, washing, and lubricating prepara	898 255	7 889 453	3 291 608	28 330 150
35 Albuminoidal substances	1 092 548	7 678 004	4 289 814	33 798 694
36 Explosives	0	5 161	0	12 960
37 Photographic and cinematographic goods	75 665	884 581	170 042	1 568 066
38 Miscellaneous chemical products	5 368 168	33 130 603	16 301 908	104 387 861
39 Plastics and articles thereof	43 843 611	364 361 522	102 480 021	861 480 815
40 Rubber and articles thereof	8 385 871	73 104 380	32 918 779	297 079 218
41 Raw hides, skins, and leather	2 191 638	20 288 575	23 495 455	212 453 415
42 Articles of leather	41 228	552 948	687 319	8 460 277
43 Furskins and artificial fur	11 450	80 550	315 187	1 965 508
44 Wood and articles of wood	9 057 974	64 273 159	6 060 811	46 066 590
45 Cork and articles of cork	6 744	74 909	65 204	545 441
46 Manufactured of straw or other plaiting materials	96	10 406	588	30 980
47 Pulp of wood or of other fibrous cellulosic material	34 580 496	225 123 690	36 246 542	251 037 754
48 Paper and paperboard	7 349 614	68 965 937	18 956 584	184 000 841
49 Printed books, newspapers, pictures, and other products of printing in	133 928	846 390	1 143 770	13 126 843
50 Silk	9 401	173 421	171 089	2 758 517
51 Wool, fine or coarse animal hair	172 846	2 591 686	3 727 118	54 525 405
52 Cotton	7 652 384	128 439 252	73 796 716	974 013 502
53 Other vegetable textile fibres	120 013	1 611 719	442 122	8 417 103
54 Man-made filaments	5 110 571	60 568 235	53 677 261	572 787 920
55 Man-made staple fibres	9 886 675	89 347 614	41 039 507	409 654 337
56 Wadding, felt, and non-wovens	1 304 458	12 053 408	9 235 619	84 054 494
57 Carpets and other textile floor coverings	18 669	421 898	179 569	4 340 084
58 Special woven fabrics	952 568	11 180 106	13 367 929	170 421 278
59 Impregnated, coated, covered or laminated textile fabrics	1 612 139	17 216 715	16 172 599	177 533 118
60 Knitted or crocheted fabrics	6 569 097	78 171 646	65 183 194	774 800 082
61 Articles of apparel and clothing accessories, knitted or crocheted	142 209	1 109 157	1 837 644	13 957 346
62 Articles of apparel and clothing accessories, not knitted or crocheted	200 728	1 918 262	3 411 964	37 771 338
63 Other made up textile articles	59 253	844 994	595 859	8 673 287
64 Footwear, gaiters and the like	485 174	5 301 704	6 293 906	72 419 434
65 Headgear and parts thereof	15 324	149 064	279 818	2 037 628
66 Umbrellas, walking sticks, seat-sticks, whips, riding crops and parts	4	7 843	75	43 543
67 Prepared feathers and articles	9 152	84 452	398 245	3 925 674

**K1. IMPOR KAWASAN BERIKAT / BOUND ZONE IMPORT**  
**MENURUT GOLONGAN BARANG 2 DIJIT HS / BY COMMODITY 2 DIGITS HS**  
**\*\* AGUSTUS / AUGUST 2011 \*\***

HS Uraian Golongan Barang <i>Group Description</i>	Berat Bersih / <i>Net Weight (Kg)</i>		Nilai CIF / <i>CIF Value (US\$)</i>	
	Bulan ini <i>Current month</i>	Kumulatif <i>Cum. Jan to date</i>	Bulan ini <i>Current month</i>	Kumulatif <i>Cum. Jan to date</i>
68 Articles of stone, plaster, cement, asbestos, mica or similar material	315 016	6 762 836	1 132 765	15 961 088
69 Ceramic products	1 545 593	4 325 309	2 560 456	9 953 781
70 Glass and glassware	7 183 784	57 776 668	7 428 119	60 238 538
71 Natural and cultured pearls, precious/semi precious stones, and precio	10 135	160 304	6 464 611	52 189 120
72 Iron and steel	30 620 268	296 474 601	36 654 127	312 496 007
73 Articles of iron and steel	9 088 757	76 256 726	31 237 972	231 152 361
74 Cooper and articles thereof	7 135 099	54 032 553	64 625 347	477 684 941
75 Nickel and articles thereof	12 659	122 823	294 851	3 941 937
76 Aluminium and articles thereof	3 722 444	32 656 623	15 802 595	140 570 333
78 Lead and articles thereof	1 742 576	11 078 561	4 661 891	29 033 485
79 Zinc and articles thereof	454 530	4 668 314	1 395 088	12 536 185
80 Tin and articles thereof	1 039 037	7 279 867	1 267 578	17 562 975
81 Other base metal	24 644	301 172	2 933 475	12 539 093
82 Tools, implements, cutlery, spoon and forks, of base metal and parts t	195 990	1 999 664	6 901 155	59 033 746
83 Miscellaneous articles of base metal	435 266	8 118 249	6 392 770	73 274 845
84 Nuclear reactors, boilers, machinery and mechanical appliances	15 283 105	123 188 258	240 932 637	1 569 781 876
85 Electrical machinery and equipments	14 827 264	117 116 483	456 203 411	3 520 125 136
86 Railway and tramway locomotive, mechanical traffic, and all kinds	282	130 114	2 237	658 813
87 Vehicles other than railway/tramway, and parts and accessories thereof	6 654 926	53 132 086	39 447 270	324 543 820
88 Aircraft and its components	255 314	989 679	31 828 820	190 921 613
89 Ships, boat, and floating structures	0	29 203 215	0	44 328 421
90 Optical, photographic, cinematographic, measuring, checking, medical	292 218	9 386 686	12 326 091	120 996 278
91 Clocks and watches and parts thereof	2 234	53 298	105 473	1 170 165
92 Musical instruments	887 573	7 070 754	10 289 614	90 794 775
93 Arms and ammunition	37	151	383	3 955
94 Furnitures, bedding, mattress supports, cushions and stuffed furnishin	95 750	1 339 925	751 953	11 718 889
95 Toys, games and sports requisiters	198 660	2 537 349	976 955	8 156 158
96 Miscellaneous manufactured articles	547 723	7 017 557	8 187 842	106 507 678
97 Works of arts, collectors' piece and antiques	2	2 897	6	60 715
98 Vehicles in ckd and their components	447 869	11 044 736	10 103 234	154 719 895
<b>TOTAL IMPORT</b>	<b>571 596 015</b>	<b>4 649 858 554</b>	<b>1 774 091 106</b>	<b>15 087 829 712</b>

**K2. IMPOR KAWASAN BERIKAT / BOUND ZONE IMPORT**  
**MENURUT GOLONGAN BARANG SITC / BY SITC COMMODITY GROUP**  
**\*\* AGUSTUS / AUGUST 2011 \*\***

SITC Uraian Golongan Barang Group Description	Berat Bersih / Net Weight (Kg)		Nilai CIF / CIF Value (US\$)	
	Bulan ini Current month	Kumulatif Cum. Jan to date	Bulan ini Current month	Kumulatif Cum. Jan to date
<b>A. By Commodity 1 Dijit SITC</b>				
0 Food and Live Animals	168 425 705	1 315 634 098	115 506 214	951 799 218
1 Beverages and Tobacco	2 590 530	8 487 757	18 673 595	65 037 886
2 Crude Materials, Inedible	119 612 692	887 583 962	118 252 356	1 057 691 328
3 Mineral Fuels, Lubricants, etc.	14 295 406	264 602 748	15 409 963	261 091 062
4 Animal & Vegetable Oils/Fats	356 754	26 998 738	654 086	31 669 458
5 Chemicals	113 443 062	874 575 108	180 856 655	1 482 226 088
6 Manufactured Goods	108 652 696	869 714 452	472 823 032	4 696 764 301
7 Machinery and Transportation Equipments	37 592 868	335 309 595	770 216 276	5 774 699 355
8 Miscellaneous Manufactured Articles	6 626 191	66 950 478	78 537 014	742 898 408
9 Special Commodities and Transaction	111	1 618	3 161 915	23 952 608
<b>B. By Commodity 2 Dijit SITC</b>				
01 Meat and meat preparations	36 633	120 325	106 420	375 070
02 Dairy product and eggs	203 074	6 163 215	1 071 352	24 543 875
03 Fish, crustaceans, molluscs and their preparations	1 252 544	16 847 006	6 546 975	54 319 875
04 Cereals and cereal preparations	11 887 945	131 030 636	4 403 796	47 397 024
05 Fruits and vegetables	60 340	6 400 158	471 714	4 914 453
06 Sugar, sugar preparations, and honey	154 190 027	1 150 085 613	101 321 802	808 339 356
07 Coffee, tea, cocoa, and spices	746 846	4 536 896	1 446 974	10 902 507
08 Feeding stuff for animals	199	30 784	4 204	98 903
09 Miscellaneous food preparations	48 097	419 465	132 977	908 155
11 Beverages	141 205	797 736	1 576 282	6 822 164
12 Tobacco and tobacco manufactured	2 449 325	7 690 021	17 097 313	58 215 722
21 Hides, skins and furskins	1 257	3 539	70 493	503 122
22 Oil seeds, nuts, and kernels	0	22 500 017	0	13 503 095
23 Crude rubber	7 570 068	66 307 372	24 998 765	227 450 441
24 Wood, lumber, and cork	4 106 908	29 173 016	2 773 704	22 393 045
25 Pulp and waste paper	34 580 496	225 123 690	36 246 542	251 037 754
26 Textile fibres and their waste	10 313 083	128 130 030	33 230 108	401 283 232
27 Crude fertilizers and crude minerals	39 822 078	285 539 345	8 432 409	63 469 406
28 Metalliferous ores and metal scraps	22 960 018	128 908 569	9 514 447	55 379 218
29 Crude animals and vegetable materials, nes	258 784	1 898 384	2 985 888	22 672 015
32 Coal, coke, and briquettes	0	180 980	0	151 345
33 Petroleum and petroleum products	14 295 392	264 371 528	15 409 761	260 726 035
34 Gas; natural and manufactured	14	50 240	202	213 682
42 Fixed vegetable oils/fats	269 974	26 174 858	444 166	29 680 332
43 Animal vegetable oils/fats	86 780	823 880	209 920	1 989 126
51 Organic chemicals	16 578 516	207 240 525	27 221 724	275 919 823
52 Inorganic chemicals	26 794 168	153 656 102	19 245 715	131 098 481
53 Dyeing, tanning, and colouring materials	2 305 079	22 558 202	13 552 156	120 805 295
54 Medical and pharmaceutical products	34 732	505 545	1 553 514	16 328 827
55 Essential oils and perfumery materials	462 920	4 004 422	2 118 919	19 075 430
56 Manufactured fertilizers	1 016	2 035 710	3 215	1 123 895
57 Plastics in primary forms	38 535 626	319 351 255	70 540 109	580 766 064
58 Plastics in non-primary forms	2 341 659	22 114 770	15 639 022	137 007 432
59 Chemical materials and its products, nes	26 389 346	143 108 577	30 982 281	200 100 841
61 Leather, leather med, nes	2 205 563	20 398 860	23 751 229	214 318 087
62 Rubber manufactured, nes	776 647	6 543 966	7 530 077	67 619 699
63 Wood and cork manufactured	4 957 810	35 175 052	3 352 311	24 218 986
64 Paper, paperboard, and manufactured thereof	7 041 348	65 539 069	14 172 398	127 082 243
65 Textile yarns, fabrics, and their products	23 203 575	275 074 760	244 555 775	2 842 482 209
66 Non metallic minerals manufactured	32 518 681	94 117 737	13 257 929	88 018 581
67 Iron and steel	21 462 556	239 397 823	42 336 539	381 741 452
68 Non ferrous metals	13 606 959	98 474 902	88 805 081	661 734 947
69 Manufactured of metal, nes	2 879 557	34 992 283	35 061 693	289 548 097
71 Power generating machine and equipments	1 522 905	18 561 065	46 991 833	218 602 386
72 Machinery specialized for particular industry	6 932 900	48 433 525	124 996 000	750 010 842
73 Metalworking machinery	824 401	6 001 274	14 763 464	89 322 022
74 General industrial machinery and equipments	6 761 891	57 219 333	57 596 261	515 629 690

**K2. IMPOR KAWASAN BERIKAT / BOUND ZONE IMPORT**  
**MENURUT GOLONGAN BARANG SITC / BY SITC COMMODITY GROUP**  
**\*\* AGUSTUS / AUGUST 2011 \*\***

SITC Uraian Golongan Barang Group Description	Berat Bersih / Net Weight (Kg)		Nilai CIF / CIF Value (US\$)	
	Bulan ini Current month	Kumulatif Cum. Jan to date	Bulan ini Current month	Kumulatif Cum. Jan to date
75 Office machinery and automatic data processing	166 929	1 595 431	7 966 570	92 887 125
76 Telecommunication and reproducers apparatus	5 586 986	39 359 798	176 190 098	1 341 534 778
77 Electrical machinery and apparatus	8 551 435	70 782 981	263 284 671	2 076 041 415
78 Road vehicles	6 989 825	63 155 485	46 596 322	455 261 800
79 Other transportation equipments	255 596	30 200 703	31 831 057	235 409 297
81 Sanitary, plumbing, and fittings	44 635	1 886 438	318 650	7 263 080
82 Furniture	79 253	357 033	228 863	5 507 096
83 Traveling goods	11 327	116 068	204 086	1 643 287
84 Clothing	507 476	5 017 078	7 271 455	78 307 393
85 Footwear	485 174	5 301 704	6 293 906	72 419 434
87 Professional, scientific, and contractor instruments	248 328	3 107 803	7 541 965	82 871 018
88 Photographic apparatus, equipments and optics	131 104	7 401 441	5 334 316	44 467 399
89 Miscellaneous manufactured articles	5 118 894	43 762 913	51 343 773	450 419 701
96 Coin, not being legal tender	0	99	0	5 381
97 Gold; non monetary	111	1 519	3 161 915	23 947 227

**C. By Commodity 3 Digit SITC**

012 Other Meat, Other Edible Meat Offal, Fresh, Chilled Or Frozen	18 480	53 615	86 816	258 805
016 Meat And Edible Meat Offal, Salted, Dried, Edible Flour Of Meat	144	264	2 045	4 864
017 Meat And Edible Meat Offal, Prepared Or Preserved	18 009	66 446	17 559	111 401
022 Milk,Cream, And Milk Products Other Than Butter Or Cheese	203 074	6 157 617	1 071 352	24 502 958
023 Butter And Other Fats From Milk	0	135	0	2 816
024 Cheese And Curds	0	5 463	0	38 101
034 Fish, Fresh, Chilled Or Frozen	822 615	13 041 411	1 650 905	23 685 323
035 Fish, Dried Salted Or In Brine; Smoked Fish	4 185	7 559	154 845	171 661
036 Crustaceans, Molluscs, And Aquatic Invertebrates	417 987	3 657 154	4 619 919	29 584 297
037 Fish, Crustaceans, Molluscs, And Other Aquatic Invertebrates; Prepar	7 757	140 882	121 306	878 594
041 Wheat And Meslin, Unmilled	11 815 214	129 558 297	4 235 050	45 697 362
046 Meal And Flour Of Wheat And Flour Of Meslin	0	94	0	85
047 Other Cereal Meals And Flours	0	3	0	3
048 Cereal Preparations And Preparations Of Flours/Starchs Of Fruit	72 731	1 472 242	168 746	1 699 574
054 Vegetables, Fresh, Chilled, Frozen Or Simply Preserved	20 017	6 132 991	57 858	3 649 782
056 Vegetables, Roots And Tubers, Prepared Or Preserved Nes	17 802	55 663	38 450	98 086
057 Fruit And Nut; Fresh Or Dried	16 686	124 256	166 267	813 222
058 Fruits, Preserved And Preparations	1 153	9 442	1 445	11 592
059 Fruit And Vegetable Juices	4 682	77 806	207 694	341 771
061 Sugar, Molasses, And Honey	154 190 027	1 150 084 757	101 321 802	808 335 488
062 Sugar Confectionery	0	856	0	3 868
071 Coffee And Coffee Substitutes	163 421	1 175 187	286 856	3 108 226
072 Cocoa	52	708	853	42 823
073 Chocolate And Other Food Preparations Containing Cocoa	4 768	9 723	37 049	137 339
074 Tea And Mate	512 532	2 565 695	623 231	3 014 449
075 Spices	66 073	785 583	498 985	4 599 670
081 Feeding Stuff For Animals	199	30 784	4 204	98 903
091 Margarine And Shortening	0	68 020	0	61 305
098 Edible Products And Preparations	48 097	351 445	132 977	846 850
111 Non-Alcoholic Beverages, Nes	11 480	70 343	257 259	432 300
112 Alcoholic Beverages	129 725	727 393	1 319 023	6 389 864
121 Tobacco, Unmanufactured And Refused	2 413 548	7 350 124	16 747 384	54 850 971
122 Tobacco, Manufactured	35 777	339 897	349 929	3 364 751
211 Hides And Skins, Raw	0	1 177	0	31 019
212 Furskins, Raw	1 257	2 362	70 493	472 103
222 Oil Seeds Use For Extraction Ofsoft Fixed Vegetable Oils	0	22 500 017	0	13 503 095
231 Natural Rubber Latex;Natural Rubber And Similar Natural Gums	111 539	4 252 004	529 852	19 152 373
232 Synthetic Rubber Latex, Synthetic/Reclaimed Rubber	7 458 529	62 055 368	24 468 913	208 298 068
244 Cork,Natural,Raw And Waste	965	33 152	14 428	137 012
245 Fuel Wood And Wood Charcoal	2 313 192	12 535 002	716 541	3 591 214
246 Wood In Chips Or Particles And Waste	0	48	0	360
247 Wood In The Rough Or Roughly Squared	60 338	607 996	55 795	506 248
248 Wood,Simply Worked And Railway Sleeper Of Wood	1 732 413	15 996 818	1 986 940	18 158 211
251 Pulp And Waste Paper	34 580 496	225 123 690	36 246 542	251 037 754

**K2. IMPOR KAWASAN BERIKAT / BOUND ZONE IMPORT**  
**MENURUT GOLONGAN BARANG SITC / BY SITC COMMODITY GROUP**  
**\*\* AGUSTUS / AUGUST 2011 \*\***

SITC Uraian Golongan Barang Group Description	Berat Bersih / Net Weight (Kg)		Nilai CIF / CIF Value (US\$)	
	Bulan ini Current month	Kumulatif Cum. Jan to date	Bulan ini Current month	Kumulatif Cum. Jan to date
261 Silk	0	1 800	0	14 840
263 Cotton	2 910 242	63 509 278	13 256 385	223 979 963
264 Jute And Other Textile Bast Fibres	98 545	1 228 570	155 698	1 928 451
266 Synthetic Fibres Suitable For Spinning	3 685 218	45 629 583	8 303 752	109 117 177
267 Other Man-Made Fibres Suitable For Spinning And Waste	3 579 905	17 136 177	10 980 633	58 270 268
268 Wool And Other Animal Hair	36 879	609 847	520 740	7 838 691
269 Old Clothing And Other Old Textile Articles; Rags	2 294	14 775	12 900	133 842
272 Fertilizers, Crude	50 001	150 400	17 508	127 869
273 Stone, Sand And Gravel	14 512 726	96 053 308	1 283 987	9 069 045
274 Sulphur And Unroasted Iron Pyrites	19 652 640	141 599 398	4 399 836	31 274 105
277 Natural Abrasives	284	1 650 957	6 238	637 168
278 Other Crude Minerals	5 606 427	46 085 282	2 724 840	22 361 219
281 Iron Ore And Concentrates	6 892	36 933	4 080	20 301
282 Waste And Scrap Metal Of Iron/Steel	16 051 550	116 404 334	7 222 035	48 420 503
285 Aluminium Ores And Concentrates	282 285	1 905 985	218 861	1 496 126
287 Ores And Concentrates Of Basemetals	6 438 658	9 164 909	1 750 016	3 496 679
288 Non-Ferrous Base Metal Waste And Scraps	180 633	1 396 183	319 455	1 801 941
289 Ores And Concentrates Of Precious Metals; Waste,Scraps	0	225	0	143 668
291 Crude Animal Materials	79 558	817 608	2 540 106	19 961 024
292 Crude Vegetable Materials	179 226	1 080 776	445 782	2 710 991
321 Coals, Pulverized Or Not	0	44 600	0	39 267
322 Briquettes, Lignite And Peat	0	102	0	1 859
325 Coke And Semi Coke Of Coal/Lignite/Peat	0	136 278	0	110 219
334 Petroleum Products, Refined	14 179 158	263 305 756	15 176 911	258 779 847
335 Residual Petroleum Products, And Related Materials	116 234	1 065 772	232 850	1 946 188
342 Liquefied Propane And Butane	0	16 904	0	107 759
343 Natural Gas, Liquefied Or Not	14	681	202	6 114
344 Petroleum Gases And Other Gas	0	32 655	0	99 809
421 Fixed Vegetable Fats And Oils Soft,Crude,Refined Or Fractioned	269 973	3 174 887	444 164	5 171 881
422 Fixed Vegetable Fats And Oils Solid,Crude,Refined Or Fractioned	1	22 999 971	2	24 508 451
431 Animal And Vegetable Oil; Fat Processed And Their Wax	86 780	823 880	209 920	1 989 126
511 Hydrocarbon And Their Halogenated, Nitrated Derivatives	1 641 975	10 909 710	2 123 552	15 291 764
512 Alcohols,Phenols,Phenol-Alcohols And Their Halogenated	11 910 091	148 757 874	16 153 185	149 568 794
513 Carboxylic Acids,And Their Anhydrides,Halides,Peroxides	862 273	22 102 417	2 357 109	39 726 023
514 Nitrogen-Function Compounds	1 272 419	16 388 952	3 289 808	43 604 112
515 Organo-Inorganic And Heterocyclic Compounds	432 111	5 154 246	1 610 803	14 074 156
516 Other Organic Chemicals	459 647	3 927 326	1 687 267	13 654 974
522 Inorganic Chemical Elements, Oxides And Halogen Salts	18 148 262	71 968 793	13 080 824	94 958 384
523 Metallicsalts And Peroxysalts	7 066 454	77 125 635	4 778 523	27 952 031
524 Other Inorganic Chemicals;Chemical Compound Of Precious Metals	1 579 452	4 555 367	1 386 368	7 921 115
525 Radioactive And Associated Materials	0	6 307	0	266 951
531 Synthetic Organic; Colouring Matter	661 547	8 155 662	4 021 301	46 881 193
532 Dyeing/Tanning Extracts And Synthetic Tanning Materials	27 399	438 441	65 294	948 202
533 Pigments, Paints, Varnishes, And Related Materials	1 616 133	13 964 099	9 465 561	72 975 900
541 Medicinal And Pharmaceutical Products	29 370	497 154	1 502 739	15 123 761
542 Medicaments, Including Veterinary Medicaments	5 362	8 391	50 775	1 205 066
551 Essential Oils, Perfumes, And Flavour Materials	21 134	179 617	236 305	3 570 670
553 Perfumery, Cosmetics, And Toilet Preparations	9 344	94 386	274 120	2 435 248
554 Soap,Cleansing And Polishing Preparations	432 442	3 730 419	1 608 494	13 069 512
562 Fertilizers, Manufactured	1 016	2 035 710	3 215	1 123 895
571 Polymers Of Ethylene In Primary Forms	9 534 629	76 257 456	13 380 618	117 995 861
572 Polimers Of Styrene In Primary Forms	7 008 429	54 560 463	16 178 690	123 638 529
573 Polimers Of Vinyl Chloride In Primary Forms	471 894	3 475 998	1 126 168	8 739 913
574 Poliacetals And Polycarbons In Primary Forms	3 016 991	29 408 422	12 273 880	96 389 679
575 Other Plastics In Primary Forms	10 617 780	115 332 705	20 037 024	201 049 605
579 Waste And Scrap Of Plastics	7 885 903	40 316 211	7 543 729	32 952 477
581 Tubes, Pipes, And Hoses Of Plastics	263 981	2 042 385	2 014 242	17 350 464
582 Plates, Sheets, And Film Of Plastics	2 058 078	19 936 921	12 949 007	114 276 418
583 Monofilament And Rod Of Plastics	19 600	135 464	675 773	5 380 550
591 Disinfectants, Insecticides, And Fungicides Put In Forms	0	16 930	0	101 410
592 Starches, Inulin, And Wheat Glutenal Buminoidal Substances; Glues	20 903 911	108 698 051	13 615 914	86 053 168
593 Explosive And Pyrotechnic Products	0	32	0	2 974



**K2. IMPOR KAWASAN BERIKAT / BOUND ZONE IMPORT**  
**MENURUT GOLONGAN BARANG SITC / BY SITC COMMODITY GROUP**  
**\*\* AGUSTUS / AUGUST 2011 \*\***

SITC Uraian Golongan Barang Group Description	Berat Bersih / Net Weight (Kg)		Nilai CIF / CIF Value (US\$)	
	Bulan ini Current month	Kumulatif Cum. Jan to date	Bulan ini Current month	Kumulatif Cum. Jan to date
597 Additive For Mineral Oils	584 204	5 229 190	2 071 635	19 400 616
598 Miscellaneous Chemical Products	4 901 231	29 164 371	15 294 732	94 542 485
599 Residual products of chemical or allied industries, sewage	0	3	0	188
611 Leathers	2 191 638	20 287 398	23 495 455	212 422 396
612 Manufactures And Composition Leathers	13 925	110 533	255 774	1 816 324
613 Furskins, Tanned Or Dressed	0	929	0	79 367
621 Materials Of Rubber	260 646	2 342 340	2 195 782	20 398 228
625 Rubber Tyre, Tyre Cases, Tyre Treads, Inner Tubes, And Tyre Flaps	262 360	1 942 758	495 633	3 477 241
629 Articles Of Rubbers	253 641	2 258 868	4 838 662	43 744 230
633 Cork Manufactures	5 779	41 757	50 776	408 429
634 Veneers, Plywood, Improved/Reconstituted Wood Worked	4 828 023	34 029 586	2 897 479	19 847 814
635 Wood Manufactures	124 008	1 103 709	404 056	3 962 743
641 Papers And Paperboards	5 179 641	42 158 908	8 129 029	67 408 669
642 Paper And Paperboard Cut To Size/Shape And Article Of Papers	1 861 707	23 380 161	6 043 369	59 673 574
651 Textile Yarns	1 468 055	18 275 195	9 995 708	124 497 257
652 Cotton Fabrics, Woven	4 676 582	63 302 709	59 871 482	736 552 089
653 Fabrics, Woven, Of Man-Made Fibres	6 405 534	71 361 489	66 642 375	709 152 898
654 Textile Fabrics, Woven, Other Than Of Cotton Or Man-Made Fibres	212 450	2 687 854	4 070 516	57 939 239
655 Knitted Or Crocheted Fabrics	6 569 097	78 171 646	65 183 194	774 800 082
656 Tulle, Lace, Embroidery, Ribbons, Trimmings And Other Small Wares	774 499	9 792 595	11 634 514	155 576 593
657 Special Yarns, Textile Fabrics	3 020 462	30 210 379	26 383 114	270 809 428
658 Made-Up Articles, Wholly/Chiefly Of Textile Materials	57 213	835 903	584 496	8 671 232
659 Floor Coverings	19 683	436 990	190 376	4 483 391
661 Lime, Cement And Fabricated Construction Materials	23 583 159	27 155 664	2 336 831	3 508 977
662 Clay And Refractory Construction Materials	480 129	3 014 206	270 742	1 696 264
663 Mineral Manufactures	1 289 282	6 582 603	3 279 053	23 462 011
664 Glass	6 982 638	56 575 862	6 414 330	54 444 220
665 Glassware	152 557	625 866	816 310	4 028 048
666 Pottery	29 199	137 461	101 887	405 669
667 Pearl, Precious And Semi Precious Stones	1 717	26 075	38 776	473 392
671 Pig Iron, Spiegeleisen, Sponge Iron, And Ferro-Alloys	279 404	3 242 272	708 207	7 137 789
672 Ingots And Other Iron/Steel In Primary Forms	2 078 553	10 030 010	5 740 901	21 575 145
673 Flat Rolled Products, Not Clad	1 998 045	44 049 776	2 971 448	45 026 602
674 Flat Rolled Products, Clad Or Plated	5 359 920	43 004 445	7 424 277	60 426 932
675 Flat Rolled Products And Alloy Steels	1 853 150	24 172 945	4 094 124	38 825 813
676 Iron/Steel Bars, Rods, Angels, Shaped And Sections	1 701 479	40 728 244	3 646 888	50 423 591
677 Rail/Railway And Tractor Construction Of Iron/Steel Materials	5 514	220 020	6 173	1 111 787
678 Wire Of Iron/Steel	1 304 811	15 042 187	4 882 896	41 126 197
679 Tubes, Pipes, Hollow Profile, Pipe Fitting Of Iron/Steel	6 881 680	58 907 924	12 861 625	116 087 596
681 Silver, Platinum, And Other Metal Of The Platinum Groups	6 811	43 636	1 886 916	18 468 849
682 Copper	6 939 256	52 530 567	63 471 189	467 812 267
683 Nickel	11 407	101 733	250 144	3 769 669
684 Aluminium	3 435 671	28 893 772	13 712 443	114 279 046
685 Lead	1 740 992	11 062 005	4 532 729	28 181 081
686 Zinc	428 085	4 499 781	1 193 396	11 301 801
687 Tin	1 023 655	1 241 562	1 085 631	9 890 984
689 Miscellaneous Non-Ferrous Basemetals Employed In Metallurgy	21 082	101 846	2 672 633	8 031 250
691 Structures And Parts Of Iron/Steel Or Aluminium	59 307	648 787	205 976	3 444 345
692 Metal Containers For Storage And Transportations	351 580	4 748 241	1 106 456	29 474 980
693 Wire Products And Fencing Grills	112 594	1 059 927	1 220 424	7 295 491
694 Nails, Screws, Nuts, Bolts, Rivets Of Iron/Steel Or Copper	1 107 287	7 474 476	5 888 249	53 143 646
695 Tools For Used In The Hand Or In Machines	162 118	1 886 038	6 760 577	57 966 455
696 Cutlery	33 872	113 519	140 578	1 065 994
697 Household Equipment Of Base Metals	10 405	458 445	85 583	1 430 681
699 Manufactures Of Base Metals	1 042 394	18 602 850	19 653 850	135 726 505
711 Steam And Other Vapour Generating Boilers And Parts	87 075	782 743	1 895 096	10 088 483
712 Steam Or Other Generating Boilers And Parts	88	349 418	17 299	5 255 245
713 Internal Combustion Piston Engines And Parts	849 282	11 723 957	26 660 497	113 337 352
714 Engines And Motors, Non-Electric And Parts	19 246	105 948	11 546 998	21 519 584
716 Rotating Electric Plants And Parts	535 489	5 312 616	6 036 343	61 301 340
718 Other Power Generating Machines And Parts	31 725	286 383	835 600	7 100 382
721 Agricultural Machinery And Parts	1 627	621 967	59 884	3 527 312

**K2. IMPOR KAWASAN BERIKAT / BOUND ZONE IMPORT**  
**MENURUT GOLONGAN BARANG SITC / BY SITC COMMODITY GROUP**  
**\*\* AGUSTUS / AUGUST 2011 \*\***

SITC Uraian Golongan Barang Group Description	Berat Bersih / Net Weight (Kg)		Nilai CIF / CIF Value (US\$)	
	Bulan ini Current month	Kumulatif Cum. Jan to date	Bulan ini Current month	Kumulatif Cum. Jan to date
722 Tractors	10 895	21 632	87 796	351 122
723 Civil Engineering And Contractor Plants And Equipments/Parts	1 511 330	6 813 153	5 495 890	32 634 529
724 Textile/Leather Machinery And Parts	1 718 839	18 655 242	23 807 802	196 478 592
725 Papermill/Pulpmill Machinery And Paper Cutting Machines	177 982	805 745	6 084 726	18 441 187
726 Printing/Book Binding Machinery And Parts	1 028 421	5 479 817	53 456 185	265 952 991
727 Food Processing Machines And Parts	160 571	798 982	4 363 556	25 084 805
728 Other Machines And Equipment Specialized For Particular Industry	2 323 235	15 236 987	31 640 161	207 540 304
731 Machine Tools By Removing Metal	250 416	2 336 926	2 512 962	28 655 259
733 Machine Tool For Working Metals	139 169	1 830 252	2 728 716	24 303 266
735 Parts Of Machine Tools	23 754	267 943	1 717 629	13 829 248
737 Metalworking Machinery And Parts	411 062	1 566 153	7 804 157	22 534 249
741 Heating And Cooling Equipments And Parts	946 660	9 328 844	7 671 444	76 750 124
742 Pumps For Liquid And Parts	119 817	984 472	2 580 620	23 672 239
743 Pumps, Compressors, Fans, Blowers, Centrifuges, And Parts	2 561 068	18 139 326	11 801 028	90 550 055
744 Mechanical Handling Equipments And Parts	1 157 344	9 978 653	7 416 431	54 569 369
745 Other Non-Electical Machinery, Tools, And Mechanical Apparatus	69 420	1 322 290	1 154 044	18 721 490
746 Ball Or Roller Bearings	547 108	4 710 922	7 098 289	61 854 468
747 Taps, Cocks, And Valves For Pipes	135 282	1 401 196	3 276 492	34 050 272
748 Transmission Shafts And Cranks	880 166	7 885 982	9 516 008	84 094 649
749 Non-Electric Parts And Accessories Of Machineries	345 026	3 467 648	7 081 905	71 367 024
751 Office Machines	24 295	128 817	444 139	4 571 927
752 Automatic Data Processing Machines And Their Units	78 524	938 373	3 611 332	43 180 920
759 Parts And Accessories For Machine Of Heading 751 Or 752	64 110	528 241	3 911 099	45 134 278
761 Television Receivers	625 374	8 451 839	19 919 605	264 739 403
762 Radio Broadcast Receivers	20 601	255 203	45 131	1 567 875
763 Sound Recorders Or Reproducers	11 659	114 946	496 861	4 745 435
764 Telecommunication Equipments And Parts	4 929 352	30 537 810	155 728 501	1 070 482 065
771 Electric Power Machinery And Parts	530 291	4 880 891	10 622 383	113 792 631
772 Electrical Apparatus For Making And Breaking Electrical Circuits	2 521 866	19 762 978	65 324 796	504 944 433
773 Equipment For Distributing Electricity	1 531 215	13 151 892	21 407 738	171 136 234
774 Electrical Apparatus For Medical Purposes And Radiological Apparatu	1 049	4 637	156 705	730 390
775 Household Type, Electrical/Non-Electrical Equipments	366 032	2 635 212	1 848 139	11 567 184
776 Thermionic, Cold Cathode, And Photo Cathode Valves/Tubes	1 786 022	14 658 706	116 765 711	870 857 106
778 Electrical Machinery And Apparatus	1 814 960	15 688 665	47 159 199	403 013 437
781 Passenger Motor Cars	187 860	8 273 799	4 462 634	95 119 037
782 Motor Vehicle For The Transportation Of Goods	275 307	2 214 581	1 414 925	19 506 454
783 Road Motor Vehicles	126 540	1 944 791	954 583	16 628 088
784 Parts And Accessories Of The Motor Vehicles	3 699 631	29 407 327	37 548 734	301 522 538
785 Motorcycles, Scooters, And Other Cycles Motorized/Non Motorized	2 633 729	19 716 626	1 784 956	20 031 641
786 Trailers And Other Vehicles, Not Motorized	66 758	1 598 361	430 490	2 454 042
791 Railway Vehicles And Associated Equipments	282	7 809	2 237	159 263
792 Aircraft And Associated Equipments And Parts	255 314	989 679	31 828 820	190 921 613
793 Ships, Boats, And Floating Structures	0	29 203 215	0	44 328 421
811 Prefabricated Buildings	0	408 975	0	763 456
812 Sanitary, Plumbing, Heating, And Lighting Fixtures/Fittings	35 209	827 078	195 762	4 631 419
813 Lighting Fixtures And Fittings	9 426	650 385	122 888	1 868 205
821 Furnitures And Parts	79 253	357 033	228 863	5 507 096
831 Travel Goods	11 327	116 068	204 086	1 643 287
841 Men'S Coats/Jackets, Not Knitted	35 191	142 897	248 743	1 287 999
842 Women'S Coats/Jacket, Not Knitted	47 018	247 915	437 035	2 067 629
843 Men'S Coats/Jackets, Knitted	48 408	236 695	590 753	2 805 184
844 Women'S Coats/Jackets, Knitted	42 134	189 873	550 287	2 380 276
845 Articles Of Apparel	72 275	757 489	1 519 650	15 569 425
846 Clothing Accessories Of Textiles Fabrics	97 911	1 452 550	1 903 140	27 618 171
848 Articles Of Apparel And Clothing Accessories Of Other Than Textile Fa	164 539	1 989 659	2 021 847	26 578 709
851 Footwears	485 174	5 301 704	6 293 906	72 419 434
871 Optical Instrument And Apparatus	15 351	106 624	1 020 522	8 622 648
872 Medical Instruments And Appliances	10 686	236 791	523 426	6 447 884
873 Meters And Counters	100 501	933 894	1 103 129	13 241 394
874 Measuring, Checking, Analysing, And Controlling Instrument And App	121 790	1 830 494	4 894 888	54 559 092
881 Photographic Apparatus And Equipments	6 046	49 730	760 309	6 443 551
882 Photographic And Chinematographic Supplies	75 659	884 388	169 897	1 564 047

**K2. IMPOR KAWASAN BERIKAT / BOUND ZONE IMPORT**  
**MENURUT GOLONGAN BARANG SITC / BY SITC COMMODITY GROUP**  
**\*\* AGUSTUS / AUGUST 2011 \*\***

SITC Uraian Golongan Barang <i>Group Description</i>	Berat Bersih / <i>Net Weight (Kg)</i>		Nilai CIF / <i>CIF Value (US\$)</i>	
	Bulan ini <i>Current month</i>	Kumulatif <i>Cum. Jan to date</i>	Bulan ini <i>Current month</i>	Kumulatif <i>Cum. Jan to date</i>
883 Cinematograph Film, Exposed And Developed	6	193	145	4 019
884 Optical Goods	47 159	6 413 832	4 298 492	35 285 617
885 Watches And Clocks	2 234	53 298	105 473	1 170 165
891 Arms And Ammunitions	37	151	383	3 955
892 Printed Matter	442 194	4 273 258	5 927 956	70 045 441
893 Article Of Plastics	2 882 114	21 703 091	15 415 125	127 472 417
894 Baby Carriages, Toys, Games, And Sporting Goods	198 665	2 537 732	977 146	8 159 300
895 Office And Stationery Supplies	85 185	1 326 490	889 405	10 965 448
896 Works Of Art, Collectors Pieces And Antiques	2	2 897	6	60 715
897 Jewellery, Goldsmith, Silversmith Wares, And Other Articles	1 491	88 956	1 376 953	9 293 343
898 Musical Instrument And Parts/Accessories	998 715	7 547 574	18 641 072	119 441 095
899 Other Miscellaneous Manufactured Articles	510 491	6 282 764	8 115 727	104 977 987
961 Coin Not Being Legal Tender	0	99	0	5 381
971 Gold, Non-Monetary	111	1 519	3 161 915	23 947 227
<b>TOTAL IMPORT</b>	<b>571 596 015</b>	<b>4 649 858 554</b>	<b>1 774 091 106</b>	<b>15 087 829 712</b>

http://www.bps.go.id

**K3. IMPOR KAWASAN BERIKAT / BOUND ZONE IMPORT**  
**MENURUT NEGARA ASAL / BY COUNTRY OF ORIGIN**  
**\*\* AGUSTUS / AUGUST 2011 \*\***

Kode Code	Negara Asal Country of Origin	Berat Bersih / Net Weight (Kg)		Nilai CIF / CIF Value (US\$)	
		Bulan ini Current month	Kumulatif Cum. Jan to date	Bulan ini Current month	Kumulatif Cum. Jan to date
111	JP JAPAN	39 001 099	334 395 065	301 836 702	2 431 418 821
112	HK HONG KONG	9 851 135	89 634 234	154 320 624	1 232 421 204
113	KP KOREA, DEM. PEOPLE'S REP.	102 001	342 116	154 875	625 292
114	KR KOREA, REPUBLIC OF	31 711 386	345 628 026	213 100 447	2 103 710 741
115	TW TAIWAN	11 873 483	298 937 955	78 196 597	969 240 699
116	CN CHINA	68 852 912	504 477 947	302 165 646	2 698 596 204
117	MN MONGOLIA	0	4 582	0	39 743
118	MO MACAU	44 115	176 316	259 496	1 514 625
120	PG PAPUA NEW GUINEA	1 564 670	6 741 783	658 502	3 004 065
121	TH THAILAND	68 930 111	970 901 593	86 282 438	1 091 948 086
122	SG SINGAPORE	44 215 685	269 615 548	137 715 367	958 828 910
123	PH PHILIPPINES	2 674 141	45 264 709	16 633 113	120 873 194
124	MY MALAYSIA	42 500 848	252 728 396	51 217 943	500 359 765
125	MM MYANMAR	5 013	82 707	111 560	730 143
126	KH CAMBODIA	14 845	62 209	62 030	351 887
127	BN BRUNEI DARUSSALAM	0	15 865	0	2 765
128	LA LAO PEOPLE'S DEM. REP.	0	12 786	0	165 944
129	NP NEPAL	0	2	0	15
131	VN VIET NAM	2 633 459	33 391 285	20 499 703	187 915 255
132	MV MALDIVES	1	10	30	450
133	IN INDIA	2 853 477	100 935 722	8 741 540	156 952 978
134	PK PAKISTAN	906 771	7 427 290	1 508 396	28 050 754
135	BD BANGLADESH	56 650	508 300	215 419	1 335 138
136	LK SRI LANKA	38 708	231 170	114 262	1 191 681
137	AF AFGHANISTAN	0	3	0	2
138	ID INDONESIA	198 590	2 473 727	3 728 603	25 315 380
142	IR IRAN (ISLAMIC REPUBLIC OF)	4 991	18 049 341	220 395	6 164 571
143	SA SAUDI ARABIA	10 443 424	91 327 597	15 254 819	115 584 842
144	IL ISRAEL	139	42 283	1 172	125 839
145	KW KUWAIT	1 778 856	16 407 688	2 185 301	21 038 479
146	JO JORDAN	63 006	428 498	60 166	456 349
148	LB LEBANON	1	21 737	2	270 504
149	PN PALESTINA	0	1	0	56
151	YE YEMEN	0	64 654	0	201 093
152	OM OMAN	0	5 982 795	0	3 928 220
153	SY SYRIA ARAB REPUBLIC	0	2 104	0	12 405
154	TR TURKEY	398 601	3 835 170	2 140 097	15 204 355
155	AE UNITED ARAB EMIRATES	1 790 253	22 621 980	2 459 496	21 804 889
156	QA QATAR	1 006 571	10 266 628	2 513 624	23 312 347
157	BH BAHRAIN	270 025	481 411	134 472	247 029
158	CY CYPRUS	0	504 865	0	408 042
211	EG EGYPT	170 771	10 870 758	156 202	3 316 176
213	MA MOROCCO	35	4 632	1 665	105 065
214	TN TUNISIA	0	23	0	848
215	DZ ALGERIA	0	2	0	2
216	SD SUDAN	609 475	1 222 140	252 933	572 429
219	NA NAMIBIA	0	698	0	4 375
221	ET ETHIOPIA	0	25 634	0	1 061 297
222	TZ TANZANIA, UNITED REP. OF	39 600	1 078 574	281 160	5 302 387
223	MG MADAGASCAR	0	3 300	0	178 200
225	KE KENYA	123 940	363 456	517 676	1 634 995
227	MZ MOZAMBIQUE	0	719 302	0	2 047 302
228	BW BOTSWANA	0	1	0	2
230	TG TOGO	0	798 395	0	2 349 994

**K3. IMPOR KAWASAN BERIKAT / BOUND ZONE IMPORT**  
**MENURUT NEGARA ASAL / BY COUNTRY OF ORIGIN**  
**\*\* AGUSTUS / AUGUST 2011 \*\***

Kode Code	Negara Asal Country of Origin	Berat Bersih / Net Weight (Kg)		Nilai CIF / CIF Value (US\$)	
		Bulan ini Current month	Kumulatif Cum. Jan to date	Bulan ini Current month	Kumulatif Cum. Jan to date
231	GH GHANA	274 780	593 143	127 299	275 497
232	LR LIBERIA	0	895	0	6 228
233	GN GUINEA	596 810	615 713	275 740	293 026
235	CG CONGO	5	48	6 840	11 271
236	CM CAMEROON	13 317	71 699	22 085	94 817
237	NG NIGERIA	0	274 367	0	2 360 981
238	SL SIERRA LEONE	0	1 274	0	18 296
239	GA GABON	116 617	229 484	91 721	226 049
240	CI COTE D'IVOIRE	945	945	16 472	16 472
241	SN SENEGAL	649	208 493	5 411	106 477
242	MR MAURITANIA	0	1 253	0	14 344
243	ML MALI	0	1 300 509	0	5 173 127
244	BJ BENIN	0	1 262 413	0	2 297 714
245	BF BURKINA FASO	262 563	2 968 924	846 444	8 220 123
247	GM GAMBIA	0	41	0	671
248	VI U.S. VIRGIN ISLANDS	0	4 763	0	126 545
249	SC SEYCHELLES	384	45 627	3 536	194 131
251	UG UGANDA	0	529 749	0	2 306 826
252	CF CENTRAL AFRICAN REPUBLIC	0	390 166	0	848 437
253	NE NIGER	0	1 488	0	2 564
256	SH SAINT HELENA	149	332	2 622	4 365
257	ST SAO TOME AND PRINCIPE	0	4	0	63
260	SZ SWAZILAND	134	167 498	2 983	936 105
261	ZA SOUTH AFRICA	16 131 617	138 024 511	17 801 503	177 802 067
262	ZW ZIMBABWE	316 800	415 800	2 417 184	3 219 084
265	KM COMOROS	0	2	0	83
267	MU MAURITIUS	0	63 104	0	32 214
268	RW RWANDA	20	697	158	8 484
298	VG VIRGIN ISLANDS (BRITISH)	51 200	545 003	344 896	4 353 248
311	AU AUSTRALIA	58 791 193	315 391 407	66 134 567	345 617 044
312	NZ NEW ZEALAND	5 029 827	36 011 767	4 219 373	42 085 146
319	GU GUAM	0	301	0	1 126
321	NR NAURU	0	52	0	356
322	NC NEW CALEDONIA	513	514	2 686	2 692
324	MP NORTHERN MARIANA ISLANDS	0	84	0	62 778
328	IO BRITISH INDIAN OCEAN TERRITORY	0	3 289	0	68 539
331	AS AMERICAN SAMOA	638 048	3 784 860	405 971	4 276 886
332	CK COOK ISLANDS	0	5	0	228
333	FJ FIJI	0	1 153	0	106 979
334	KI KIRIBATI	0	4	0	41
335	MH MARSHALL ISLANDS	0	5	0	253
336	WS SAMOA	0	196	0	4 070
340	CX CHRISTMAS ISLANDS	0	1 548	0	55 327
342	CC COCOS (KEELING) ISLANDS	0	987	0	9 125
343	TK TOKELAU	0	120	0	1 787
411	US UNITED STATES	27 703 026	165 237 584	93 966 292	544 967 433
412	CA CANADA	990 825	7 171 980	4 128 842	26 889 208
421	MX MEXICO	1 659 143	15 408 784	1 825 722	24 212 086
422	GT GUATEMALA	0	51 069 196	0	41 002 349
423	HN HONDURAS	0	15 113	0	144 386
424	NI NICARAGUA	0	3 604	0	43 540
425	PA PANAMA	1 001	230 586	31 517	135 152
426	CU CUBA	163	368	1 129	1 556
427	CB CURACAO	0	4	0	25

**K3. IMPOR KAWASAN BERIKAT / BOUND ZONE IMPORT**  
**MENURUT NEGARA ASAL / BY COUNTRY OF ORIGIN**  
**\*\* AGUSTUS / AUGUST 2011 \*\***

Kode Code	Negara Asal Country of Origin	Berat Bersih / Net Weight (Kg)		Nilai CIF / CIF Value (US\$)	
		Bulan ini Current month	Kumulatif Cum. Jan to date	Bulan ini Current month	Kumulatif Cum. Jan to date
428 SR	SURINAME	3 750	62 050	22 125	154 311
431 CL	CHILE	3 705 019	29 793 220	9 168 241	62 453 299
432 VE	VENEZUELA	0	75	0	550
433 AR	ARGENTINA	4 609 479	23 310 020	6 938 447	26 137 056
434 BR	BRAZIL	86 750 431	234 764 050	67 227 987	239 770 224
435 CO	COLOMBIA	1 230	15 580	26 208	313 367
436 BO	BOLIVIA	14 500	14 624	123 615	124 925
437 UY	URUGUAY	94 760	284 455	54 883	247 913
438 PY	PARAGUAY	0	36 593	0	91 304
441 EC	ECUADOR	2 359	56 185	52 425	807 006
442 PE	PERU	0	79 895	0	291 704
443 GY	GUYANA	1	24 933	22	136 746
445 BS	BAHAMAS	161	3 243	840	72 037
446 JM	JAMAICA	0	55 714	0	28 903
447 PR	PUERTO RICO	5	3 069	2 374	50 507
448 BZ	BELIZE	58 419	59 249	140 276	156 699
449 DO	DOMINICAN REPUBLIC	20	78 573	2	331 099
450 SV	EL SALVADOR	8	16	125	254
451 CR	COSTA RICA	6 506	44 390	113 398	771 286
452 HT	HAITI	0	5	0	2 107
454 AG	ANTIGUA AND BARBUDA	0	24	0	425
459 KY	CAYMAN ISLANDS	0	4 945	0	14 674
460 DM	DOMINICA	0	37	0	1 339
463 PF	FRENCH POLYNESIA	0	120	0	900
464 GL	GREENLAND	0	212 687	0	1 081 816
467 AN	NETHERLANDS ANTILLES	13	471	332	27 687
472 GP	GUADELOUPE	0	2	0	592
473 KN	SAINT KITTS AND NEVIS	0	1	0	1
511 GB	UNITED KINGDOM	1 291 131	10 305 460	15 232 875	88 500 373
512 NL	NETHERLANDS	755 809	5 968 513	6 846 767	45 842 154
513 FR	FRANCE	2 193 941	9 419 136	4 288 365	52 701 953
514 DE	GERMANY, FED. REP. OF	4 683 984	35 848 014	27 322 172	248 173 482
515 AT	AUSTRIA	582 340	1 969 464	6 206 762	12 946 190
516 BE	BELGIUM	573 451	6 964 523	2 558 226	25 015 778
517 CH	SWITZERLAND	58 955	1 116 447	1 918 401	16 270 468
518 LU	LUXEMBOURG	2 792	13 636	56 932	222 885
520 MC	MONACO	0	33	0	181
521 DK	DENMARK	28 191	595 537	161 505	9 314 940
522 NO	NORWAY	225 855	1 424 619	777 312	5 644 650
523 SE	SWEDEN	210 371	5 172 514	2 402 673	15 032 026
524 FI	FINLAND	228 987	6 847 283	3 370 511	17 262 765
525 IE	IRELAND	14 794	136 163	91 334	434 502
526 IT	ITALY	1 345 724	24 732 686	9 456 491	91 921 625
527 ES	SPAIN	173 084	3 023 519	1 384 788	18 192 506
528 PT	PORTUGAL	1 660	12 906 593	200 352	27 987 299
531 GR	GREECE	209 918	2 401 726	1 253 795	8 158 394
533 AD	ANDORRA	0	85 959	0	512 768
534 LI	LIECHTENSTEIN	205	216	18 161	18 210
540 CD	DEMOCRATIC REP. OF THE CONGO	176 662	1 017 905	417 090	2 372 537
542 HU	HUNGARY	49 677	374 372	1 525 428	31 776 102
543 PL	POLAND	51 400	601 606	690 716	6 902 481
544 RO	ROMANIA	742 071	1 449 038	1 716 940	3 546 163
545 BG	BULGARIA	432 939	577 811	273 603	830 046
548 AL	ALBANIA	0	2	0	1 676

**K3. IMPOR KAWASAN BERIKAT / BOUND ZONE IMPORT**  
**MENURUT NEGARA ASAL / BY COUNTRY OF ORIGIN**  
**\*\* AGUSTUS / AUGUST 2011 \*\***

Kode Code	Negara Asal Country of Origin	Berat Bersih / <i>Net Weight (Kg)</i>		Nilai CIF / <i>CIF Value (US\$)</i>	
		Bulan ini Current month	Kumulatif Cum. Jan to date	Bulan ini Current month	Kumulatif Cum. Jan to date
549 AM	ARMENIA	0	1	0	3
551 BY	BELARUS	0	2	0	16
553 KG	KYRGYZSTAN	16 003	64 524	93 423	455 540
555 TJ	TAJKISTAN	0	35 910	0	33 576
556 TM	TURKMENISTAN	0	2 619	0	29 341
557 UA	UKRAINE	49 555	5 863 504	85 892	5 253 997
558 UZ	UZBEKISTAN	0	60 012	0	240 045
559 LT	LITHUANIA	0	123 642	0	51 934
560 LV	LATVIA	53	335 180	2 755	1 823 936
561 EE	ESTONIA	0	5 080	0	21 436
562 GE	GEORGIA	0	2 238	0	15 739
563 HR	CROATIA	5	237	168	4 996
565 MT	MALTA	0	769	0	11 345
566 SK	SLOVAKIA	31 278	297 968	196 379	1 345 312
567 SI	SLOVENIA	105	280 058	3 194	143 337
568 CZ	CZECH REPUBLIC	2 043 549	10 089 265	2 594 680	16 517 529
569 GS	SOUTH GEORGIA AND THE SOUTH SA	0	499	0	54 924
570 MK	REP. OF MACEDONIA	0	6	0	58
571 FO	FAEROE ISLANDS	0	5	0	5
572 RU	RUSSIA FEDERATION	2 866 348	19 675 565	2 688 650	20 612 504
<b>TOTAL IMPORT</b>		<b>571 596 015</b>	<b>4 649 858 554</b>	<b>1 774 091 106</b>	<b>15 087 829 712</b>

**K4. IMPOR KAWASAN BERIKAT / BOUND ZONE IMPORT**  
**MENURUT PROPINSI DAN PELABUHAN IMPOR / BY PROVINCE AND PORT OF IMPORTATION**  
**\*\* AGUSTUS / AUGUST 2011 \*\***

Kode Code	Propinsi / Pelabuhan Impor Province / Port of Importation	Berat Bersih / Net Weight (Kg)		Nilai CIF / CIF Value (US\$)	
		Bulan ini Current month	Kumulatif Cum. Jan to date	Bulan ini Current month	Kumulatif Cum. Jan to date
<b>SUMATERA UTARA</b>		<b>11 027 849</b>	<b>88 687 624</b>	<b>23 051 984</b>	<b>225 425 441</b>
144	IDBLW BELAWAN	11 024 934	88 661 712	22 868 824	223 797 321
166	IDMES MEDAN / POLONIA (U)	2 915	25 912	183 160	1 628 120
<b>RIAU</b>		<b>81 238 007</b>	<b>378 882 682</b>	<b>53 696 142</b>	<b>212 939 986</b>
225	IDDUM DUMAI	749 889	75 680 235	1 106 693	48 378 652
273	IDPAK PEKAN BARU	0	14 800 000	0	985 828
277	IDBUN BUATAN	80 488 118	288 402 447	52 589 449	163 575 506
<b>KEPULAUAN RIAU</b>		<b>3 906 864</b>	<b>63 574 120</b>	<b>40 393 294</b>	<b>384 932 052</b>
248	IDTBK TANJUNG BALAI KARIMUN	2 959 664	37 276 120	15 950 642	104 435 132
250	IDTAN TANJUNG UBAN	931 158	26 247 507	24 433 241	279 977 068
251	IDTPN TANJUNG PINANG	15 000	33 301	3 715	343 379
262	IDTNJ KIJANG (U)	1 042	17 192	5 696	176 473
<b>LAMPUNG</b>		<b>548 157</b>	<b>129 617 361</b>	<b>869 196</b>	<b>104 300 043</b>
395	IDPJG PANJANG	548 157	129 617 361	869 196	104 300 043
<b>DKI JAKARTA</b>		<b>244 280 604</b>	<b>2 116 136 651</b>	<b>1 368 927 034</b>	<b>11 720 356 082</b>
431	IDTPP TANJUNG PRIOK	224 365 849	1 968 353 877	1 028 079 318	9 188 076 776
432	IDKLB KALIBARU	16 630 487	117 542 166	5 250 275	37 757 275
433	IDJKT JAKARTA / PASAR IKAN	32 380	215 702	101 586	1 099 865
434	IDCGK SOEKARNO-HATTA (U)	3 244 150	29 933 324	334 796 546	2 486 998 231
436	IDHLP HALIM PERDANA KUSUMA (U)	7 738	91 582	699 309	6 423 935
<b>BANTEN</b>		<b>160 959 797</b>	<b>1 321 147 301</b>	<b>110 174 567</b>	<b>977 010 106</b>
461	IDMRK MERAK	15 428 785	380 856 115	11 377 078	312 041 701
473	IDCGD CIGADING	145 531 012	940 291 186	98 797 489	664 968 405
<b>JAWA BARAT</b>		<b>0</b>	<b>392 510</b>	<b>0</b>	<b>1 442 146</b>
463	IDCBN CIREBON/PENGGUNG (U)	0	377 056	0	1 190 825
466	IDBDO HUSEIN SASTRANEGARA	0	47	0	220 396
468	IDBND GEDE BAGE-BANDUNG (PTT)	0	15 407	0	30 925
<b>JAWA TENGAH</b>		<b>16 034 192</b>	<b>139 553 934</b>	<b>69 847 456</b>	<b>620 946 718</b>
494	IDTES TANJUNG EMAS	16 029 053	139 479 532	69 770 833	619 679 883
496	IDSRG ACHMAD YANI (U)	4 101	55 690	50 298	805 241
497	IDSMR SEMARANG (PTT)	0	7 500	0	11 000
498	IDSOC JEBRES/ADI SUMARMO	1 038	11 212	26 325	450 594
<b>DI YOGYAKARTA</b>		<b>144</b>	<b>899</b>	<b>16 832</b>	<b>47 246</b>
531	IDJOG ADI SUCIPTO (U)	144	899	16 832	47 246
<b>JAWA TIMUR</b>		<b>53 580 507</b>	<b>411 335 696</b>	<b>103 296 417</b>	<b>818 281 026</b>
562	IDGRE GRESIK	0	6 985 896	0	2 519 074
563	IDTPE TANJUNG PERAK	53 259 052	393 791 793	90 771 613	720 966 636
567	IDBJU BANYUWANGI	0	7 405 001	0	11 614 720
587	IDSUB JUANDA (U)-SURABAYA	105 340	899 231	11 818 621	76 525 876
588	IDSUR SURABAYA (PTT)	216 115	2 253 775	706 183	6 654 720
<b>BALI</b>		<b>19 874</b>	<b>173 108</b>	<b>3 811 121</b>	<b>19 845 194</b>
613	IDBOA BENOA/LOLOAN	0	31 902	0	9 580
620	IDDPS NGURAH RAI (U)	19 874	141 206	3 811 121	19 835 614
<b>KALIMANTAN TIMUR</b>		<b>20</b>	<b>326 383</b>	<b>7 063</b>	<b>1 980 397</b>
803	IDBPP BALIKPAPAN	0	325 325	0	1 881 354
814	IDBPN SEPINGGAN (U)	20	1 058	7 063	99 043
<b>SULAWESI SELATAN</b>		<b>0</b>	<b>30 285</b>	<b>0</b>	<b>323 275</b>
893	IDUJU UJUNG Pandang	0	30 285	0	323 275
<b>TOTAL IMPORT</b>		<b>571 596 015</b>	<b>4 649 858 554</b>	<b>1 774 091 106</b>	<b>15 087 829 712</b>



# DATA

## MENCERDASKAN BANGSA



**BADAN PUSAT STATISTIK**

Jl. dr. Sutomo No. 6-8 Jakarta 10710

Telp. : (021) 3841195, 3842508, 3810291-4, Fax. : (021) 3857048

Homepage : <http://www.bps.go.id> E-mail : [bpsdq@bps.go.id](mailto:bpsdq@bps.go.id)

ISSN 0126-3668



9 770126 366007 >