Katalog: 8202002
ISSN 2745-3995

BULETIN
STATISTIK PERDAGANGAN LUAR NEGERI

EKSPOR

Volume 19, Nomor 8, 2024

https://www.bps.go.id

MENURUT KELOMPOK KOMODITAS DAN NEGARA
JUNI 2024

BADAN PUSAT STATISTIK

https://www.bps.go.id

Katalog: 8202002
ISSN 2745-3995

BULETIN
STATISTIK PERDAGANGAN LUAR NEGERI

EKSPOR

Volume 19, Nomor 8, 2024

https://www.bps.go.id

MENURUT KELOMPOK KOMODITAS DAN NEGARA
JUNI 2024

BADAN PUSAT STATISTIK

Buletin Statistik Perdagangan Luar Negeri Ekspor Menurut Kelompok Komoditas dan Negara, Juni 2024
Volume 19, Nomor 8, 2024

Katalog: 8202002
ISSN: 2745-3995
Nomor Publikasi: 06100.24041

Ukuran Buku: 21 x 29,7 cm
Jumlah Halaman: xiv+277 halaman

Penyusun Naskah:
Direktorat Statistik Distribusi

Penyunting:
Direktorat Statistik Distribusi

Pembuat Kover:
Direktorat Diseminasi Statistik

Penerbit:
©Badan Pusat Statistik

Sumber Ilustrasi: ***freepik.com***

Dilarang mereproduksi dan/atau menggandakan sebagian atau seluruh isi buku ini untuk tujuan komersial tanpa izin tertulis dari Badan Pusat Statistik.

https://www.bps.go.id

ISSN 2745-3995

Tim Penyusun

Buletin Statistik Perdagangan Luar Negeri Ekspor Menurut Kelompok Komoditas dan Negara, Juni 2024

Volume 19, Nomor 8, 2024

Pengarah
Sarpono

Penanggung Jawab
Mila Hertinmalyana

Penyunting
Purwaningsih

Pengolah Data dan Penulis Naskah
Fifi Nofrida • Desi Rizki Saputri • Noviana Esti Purwaningsih

Penata Letak
Fifi Nofrida

https://www.bps.go.id

https://www.bps.go.id

KATA PENGANTAR

Buletin Statistik Perdagangan Luar Negeri Ekspor yang diterbitkan secara bulanan oleh Badan Pusat Statistik (BPS), memuat data ekspor menurut sektor pertanian, industri pengolahan, pertambangan, dan lainnya, serta perkembangan ekspor Indonesia menurut negara tujuan. Data ekspor yang disajikan adalah data ekspor Juni 2024. Pada terbitan ini pengelompokan komoditas menurut sektor mengikuti struktur KBLI 2015.

Buletin Ekspor ini juga memuat penjelasan ringkas tentang perbandingan, pertumbuhan, dan peranan ekspor dari komoditas dominan atau signifikan. Diharapkan buletin ini dapat membantu para pengguna data, utamanya pengguna data ekspor dalam menyusun perencanaan dan kebijakan yang terkait dengan masalah ekspor atau perekonomian lainnya.

Kepada pengguna data diharapkan dapat memberikan saran dan kritik yang konstruktif guna perbaikan buletin ini untuk masa yang akan datang. Akhirnya, ucapan terima kasih disampaikan kepada semua pihak yang telah memungkinkan terbitnya buletin ini. Semoga bermanfaat.

https://www.bps.go.id

Jakarta, Agustus 2024

Plt. Kepala Badan Pusat Statistik

Amalia Adininggar Widyasanti

https://www.bps.go.id

ISSN 2745-3995

Daftar Isi

Buletin Statistik Perdagangan Luar Negeri Ekspor Menurut Kelompok Komoditas dan Negara, Juni 2024

Volume 19, Nomor 8, 2024

Halaman

Kata Pengantar v
Daftar Isi vii
Daftar Tabel ix
Daftar Gambar xi
Infografis xiii
BAB I. Penjelasan 1
BAB II. Ringkasan 7
BAB III. Tabel-tabel 19
Daftar Pustaka 277

https://www.bps.go.id

https://www.bps.go.id

Daftar Tabel

Tabel 2.1 Ringkasan Ekspor Nonmigas Indonesia (juta US$), Juni 2022–Juni 2024 12
Tabel 2.2 Ekspor Utama Komoditas Nonmigas, Januari–Juni 2023 dan 2024 15
Tabel 2.3 Perkembangan Ekspor Migas dan Nonmigas Indonesia Menurut Negara Tujuan (juta US$), Juni 2023 dan Juni 2024 16
Tabel 3.1 Ringkasan Perkembangan Ekspor Indonesia Januari–Juni 2024 21
Tabel 3.2 Perkembangan Ekspor Komoditas Pertanian Januari–Juni 2024 22
Tabel 3.3 Perkembangan Ekspor Komoditas Industri Pengolahan Januari–Juni 2024 23
Tabel 3.4 Perkembangan Ekspor Komoditas Pertambangan Januari–Juni 2024 28
Tabel 3.5 Perkembangan Ekspor Komoditas Lainnya Januari–Juni 2024 29
Tabel 3.6 Perkembangan Ekspor Indonesia Menurut Komoditas dan Negara Tujuan Januari–Juni 2024 30

https://www.bps.go.id

https://www.bps.go.id

Daftar Gambar

Gambar 2.1 Komposisi Nilai Ekspor Indonesia (%), Januari–Juni 2023 dan 2024 9
Gambar 2.2 Perkembangan Nilai Ekspor Migas dan Nonmigas (juta US$), Juni 2023–Juni 2024 10
Gambar 2.3 Perkembangan Nilai Ekspor Komoditas Migas (juta US$), Juni 2023–Juni 2024 11
Gambar 2.4 Perkembangan Nilai Ekspor Komoditas Nonmigas (juta US$), Juni 2023–Juni 2024 11
Gambar 2.5 Ekspor Indonesia Menurut Negara Tujuan Utama (jutaUS$), Juni 2023–Juni 2024 17

https://www.bps.go.id

https://www.bps.go.id

EKSPOR MENURUT KOMODITI DAN NEGARA

Ekspor Indonesia Januari-Juni 2024 : US$125,09 miliar

- Minyak bumi dan gas (migas) US$7.900,0 juta
- Nonmigas US$117.189,1 juta

Migas:

- Minyak mentah US$1.137,0 juta
- Hasil minyak US$2.403,8 juta
- Gas US$4.359,2 juta

Nonmigas:

- Pertanian US$2.273,1 juta
- Industri pengolahan US$91.655,5 juta
- Pertambangan dan lainnya US$23.260,5 juta

EKSPOR MIGAS

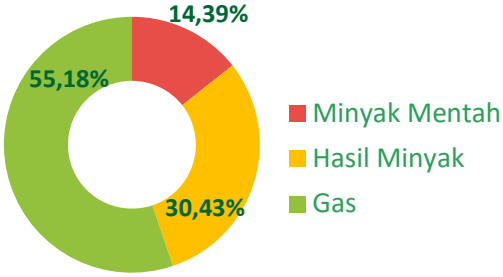

EKSPOR NONMIGAS

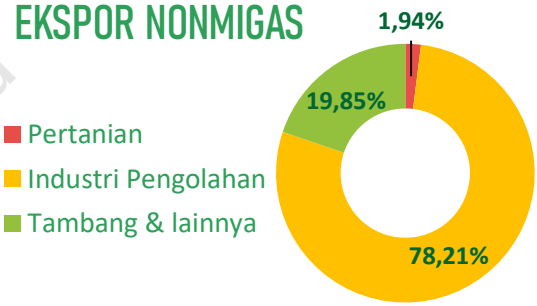

https://www.bps.go.id

Ekspor migas dan nonmigas Indonesia ke beberapa negara di Asia pada Juni 2024 serta perubahannya (*year on year*)

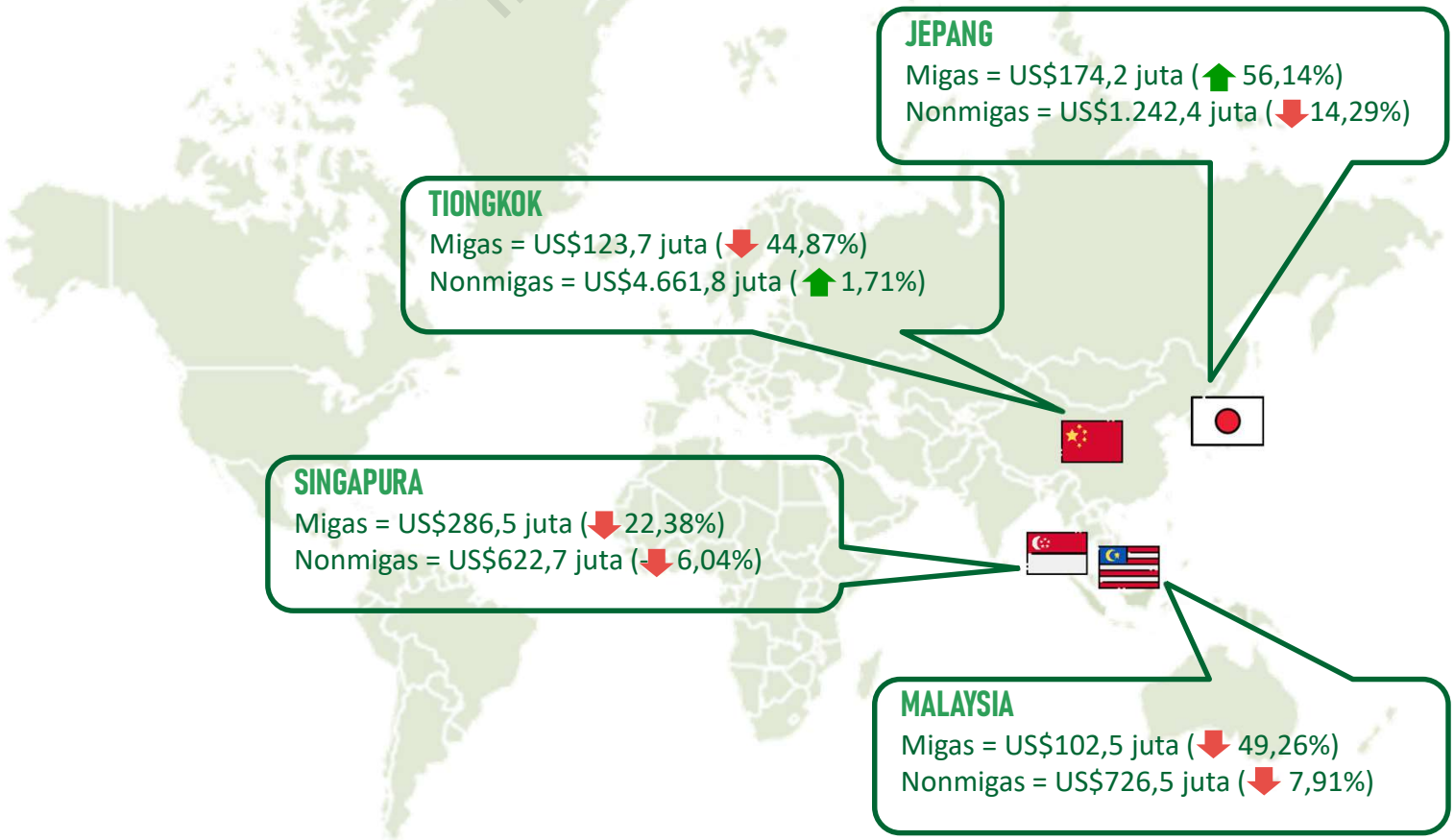

https://www.bps.go.id

BAB I

PENJELASAN

https://www.bps.go.id

https://www.bps.go.id

BAB I

PENJELASAN

1. PENDAHULUAN

Penyajian buku publikasi Buletin Statistik Perdagangan Luar Negeri Ekspor menurut Komoditas dan Negara Juni 2024 terdiri dari :

- Bagian ulasan yang menjelaskan tentang ringkasan ekspor Indonesia dari sisi migas dan nonmigas, perkembangan nilai ekspor Indonesia (FOB), Tabel A. Ringkasan Ekspor Nonmigas Indonesia, Tabel B. Perkembangan Ekspor Migas dan Nonmigas Indonesia menurut Negara Tujuan, Tabel C. Ekspor Utama Komoditas Nonmigas.
- Bagian lampiran yang berisi Tabel 1. Ringkasan Perkembangan Ekspor Indonesia, Tabel 2. Perkembangan Ekspor Komoditas Pertanian, Tabel 3. Perkembangan Ekspor Komoditas Industri Pengolahan, Tabel 4. Perkembangan Ekspor Komoditas Pertambangan, Tabel 5. Perkembangan Ekspor Komoditas Lainnya dan Tabel 6. Perkembangan Ekspor Indonesia Menurut Komoditas dan Negara.

https://www.bps.go.id

2. DAERAH PENCATATAN

Daerah pencatatan statistik dalam publikasi ini meliputi seluruh wilayah Republik Indonesia.

3. SUMBER DATA

Data ekspor dikumpulkan berdasarkan dokumen ekspor atau Pemberitahuan Ekspor Barang (PEB) yang diisi oleh eksportir dan telah diberikan ijin muat oleh Kantor Pelayanan Bea dan Cukai, selanjutnya dikirim ke Badan Pusat Statistik (BPS) dan Bank Indonesia (BI). Sejak tahun 2015, BPS juga mengumpulkan beberapa dokumen dari sumber data lainnya yaitu catatan instansi lain, PT. POS Indonesia, dan pendataan ekspor perbatasan laut.

4. SISTEM PERDAGANGAN

Pencatatan Statistik Perdagangan Luar Negeri menggunakan sistem perdagangan umum (*General Trade*) dimana pencatatan dilakukan dari dokumen PEB yang dimuat dari pelabuhan di seluruh wilayah Indonesia termasuk kawasan berikat.

5. RUANG LINGKUP

Pencatatan Statistik Ekspor meliputi seluruh barang yang keluar dari wilayah Republik Indonesia, baik yang bersifat komersial maupun bukan komersial seperti bantuan barang kredit lunak, hadiah dan sebagainya.

a. Ekspor kapal laut dan pesawat udara termasuk dalam statistik ekspor sedangkan ekspor *bunker oil* untuk kapal tidak tercatat dalam publikasi ini.

b. Barang-barang yang diolah di luar negeri tetap dicatat sebagai ekspor, meskipun hasil olahan barang tersebut akan kembali masuk ke wilayah Indonesia.

c. Barang-barang berikut ini tidak termasuk dalam statistik ekspor, yaitu: pakaian dan barang-barang perhiasan penumpang, barang-barang yang dikirim untuk perwakilan Indonesia di luar negeri, barang-barang untuk ekspedisi dan ekshibisi/pameran, pembungkus/peti kemas untuk diisi di luar negeri, uang dan surat-surat berharga, barang-barang contoh dan barang-barang yang dikirim ke luar negeri untuk diperbaiki.

https://www.bps.go.id

6. SISTEM PENGOLAHAN

Data dalam publikasi ini mencakup dokumen-dokumen ekspor periode pencatatan Juni 2024 yang diterima Badan Pusat Statistik, yang terdiri dari dokumen kepabeanan (PEB) dan dokumen dari sumber lainnya (Non-PEB).

7. KLASIFIKASI KELOMPOK KOMODITAS

Sejak tahun 2016, kelompok komoditas yang ditampilkan merupakan gabungan dari beberapa kode HS dengan pendekatan struktur KBLI 2015.

8. PERIODE REFERENSI

Periode penentuan ekspor adalah tanggal diberikannya izin muat barang tersebut oleh pejabat Kantor Pelayanan Bea dan Cukai setelah diadakan pemeriksaan seperlunya.

9. NILAI BARANG

Nilai barang yang dicatat untuk Statistik Ekspor adalah nilai FOB (dolar AS).

10. SATUAN BARANG

Sejak tahun 1975 ekspor disajikan dalam berat bersih (kg).

11. NEGARA TUJUAN

Yang dimaksud dengan negara tujuan adalah negara tujuan akhir yang diketahui dimana barang tersebut akan dikonsumsi atau diperdagangkan.

12. TANDA-TANDA SIMBOL

Data tidak ada atau nol	: –
Data sangat kecil/mendekati 0	: ~0

https://www.bps.go.id

https://www.bps.go.id

BAB II

RINGKASAN

https://www.bps.go.id

https://www.bps.go.id

BAB II

RINGKASAN

Ekspor Indonesia selama Januari–Juni 2024 mencapai volume 353.573,5 ribu ton dengan nilai US$125.089,1 juta, yang terdiri dari US$7.900,0 juta hasil ekspor minyak bumi dan gas serta US$117.189,1 juta hasil ekspor komoditas nonmigas.

Dibandingkan periode yang sama tahun 2023, nilai ekspor tahun 2024 turun US$3.551,1 juta. Penurunan ini karena adanya penurunan ekspor komoditas nonmigas senilai US$3.611,5 juta, sedangkan ekspor komoditas migas naik senilai US$60,4 juta. Pada Juni 2024 harga minyak mentah Indonesia US$79,31 per barel, naik sebesar US$9,95 per barel dibandingkan Juni 2023.

https://www.bps.go.id

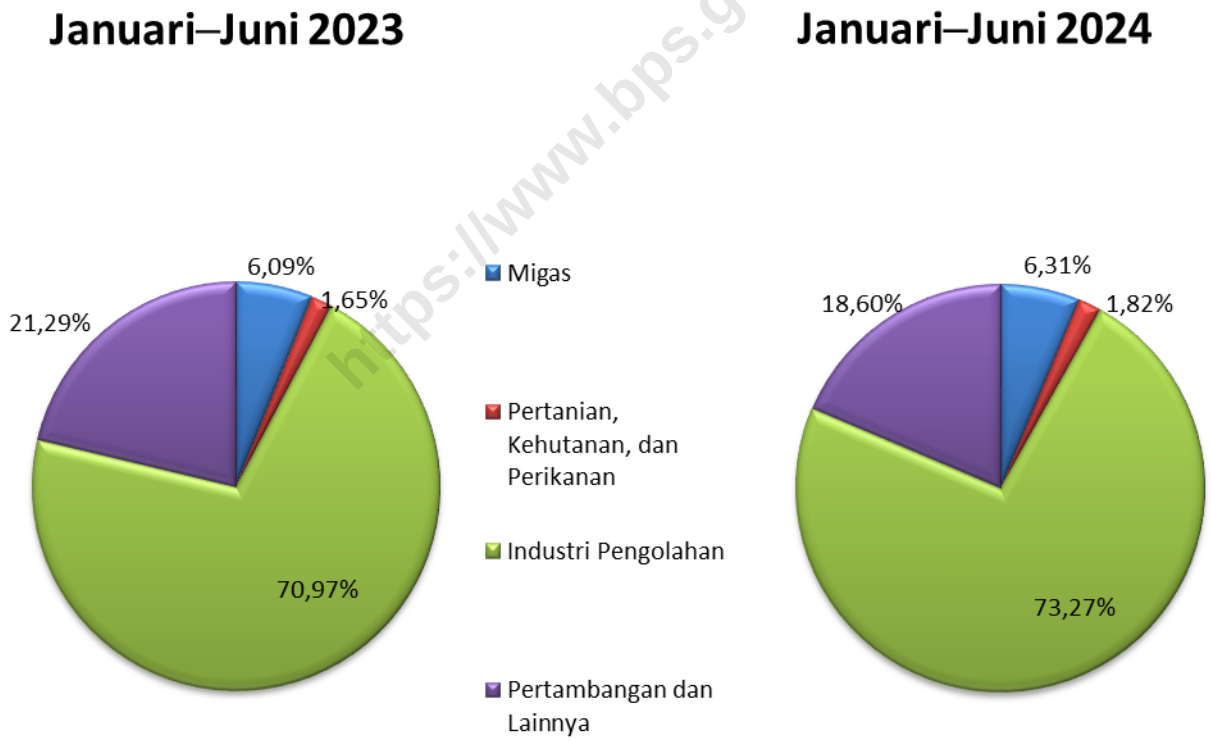

Sumber: Dokumen PEB dan Non-PEB, diolah

Gambar 2.1 Komposisi Nilai Ekspor Indonesia (%), Januari–Juni 2023 dan 2024

Gambar 2.1 menyajikan komposisi nilai ekspor selama Januari–Juni 2023 dan 2024. Perkembangan nilai ekspor dari Juni 2023 sampai dengan Juni 2024 disajikan pada Gambar 2.2, 2.3, dan 2.4. Nilai ekspor kelompok migas pada Januari–Juni 2023 sebesar US$7.839,6 juta yang terdiri dari minyak mentah, hasil minyak dan gas masing-masing senilai US$876,9 juta, US$2.585,2 juta, dan US$4.377,5 juta. Sedangkan pada Januari–Juni 2024 nilai ekspor untuk kelompok migas masing-masing sebesar US$1.137,0 juta, US$2.403,8 juta dan US$4.359,2 juta.

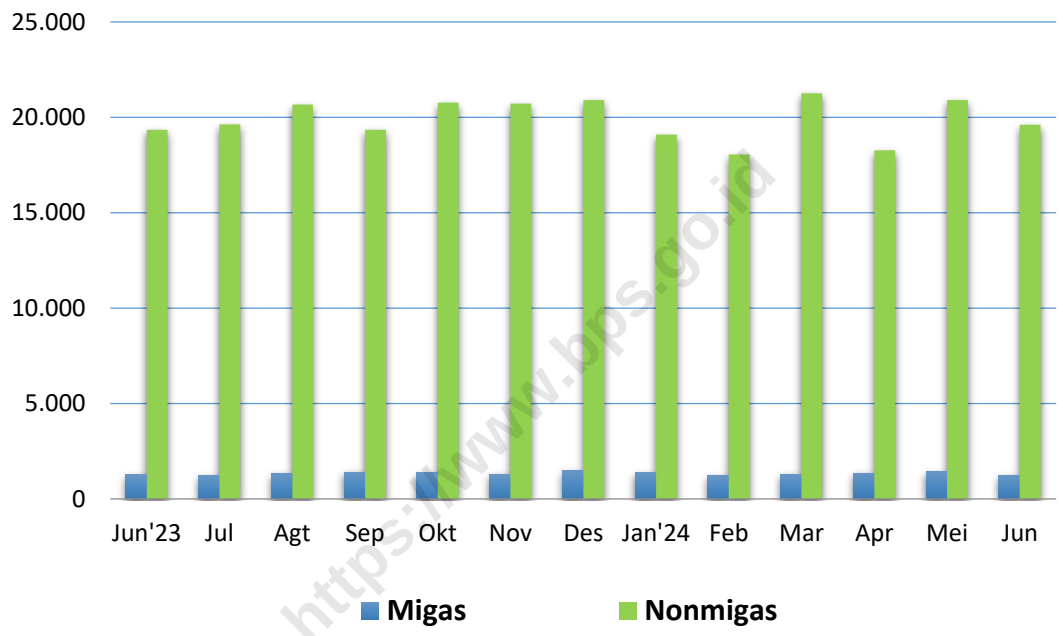

https://www.bps.go.id

Sumber: Dokumen PEB dan Non-PEB, diolah

Gambar 2.2 Perkembangan Nilai Ekspor Migas dan Nonmigas (juta US$), Juni 2023–Juni 2024

Nilai ekspor untuk kelompok nonmigas yang terdiri dari pertanian, kehutanan dan perikanan; industri pengolahan; serta pertambangan dan lainnya pada Januari–Juni 2023 masing-masing US$2.129,3 juta, US$91.290,0 juta, dan US$27.381,3 juta. Sementara itu pada Januari–Juni 2024 nilai ekspor masing-masing kelompok nonmigas tersebut mencapai US$2.273,1 juta, US$91.655,5 juta, dan US$23.260,5 juta.

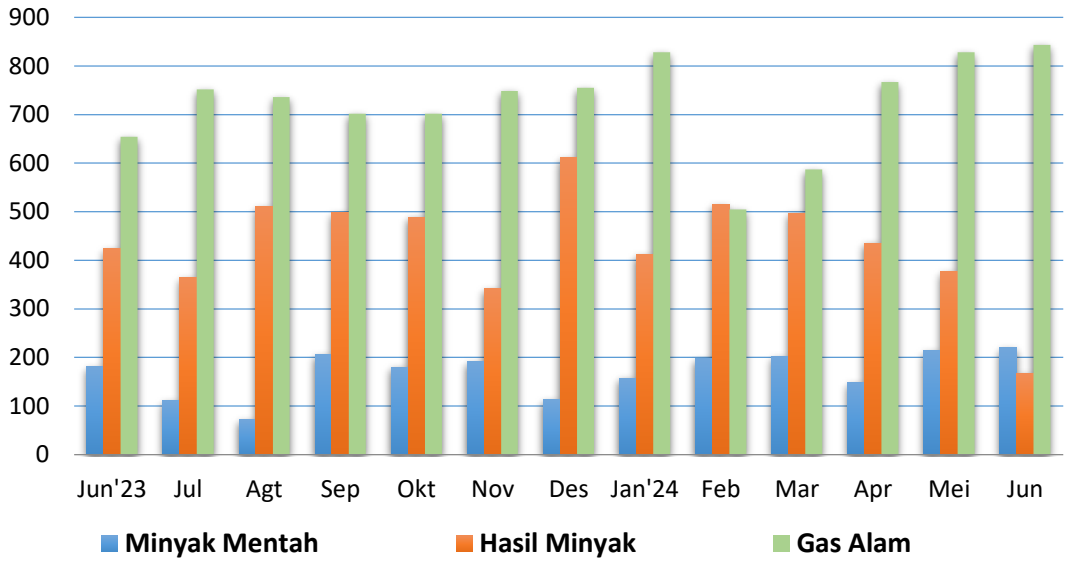

Sumber: Dokumen PEB dan Non-PEB, diolah

Gambar 2.3 Perkembangan Nilai Ekspor Komoditas Migas (juta US$), Juni 2023–Juni 2024

https://www.bps.go.id

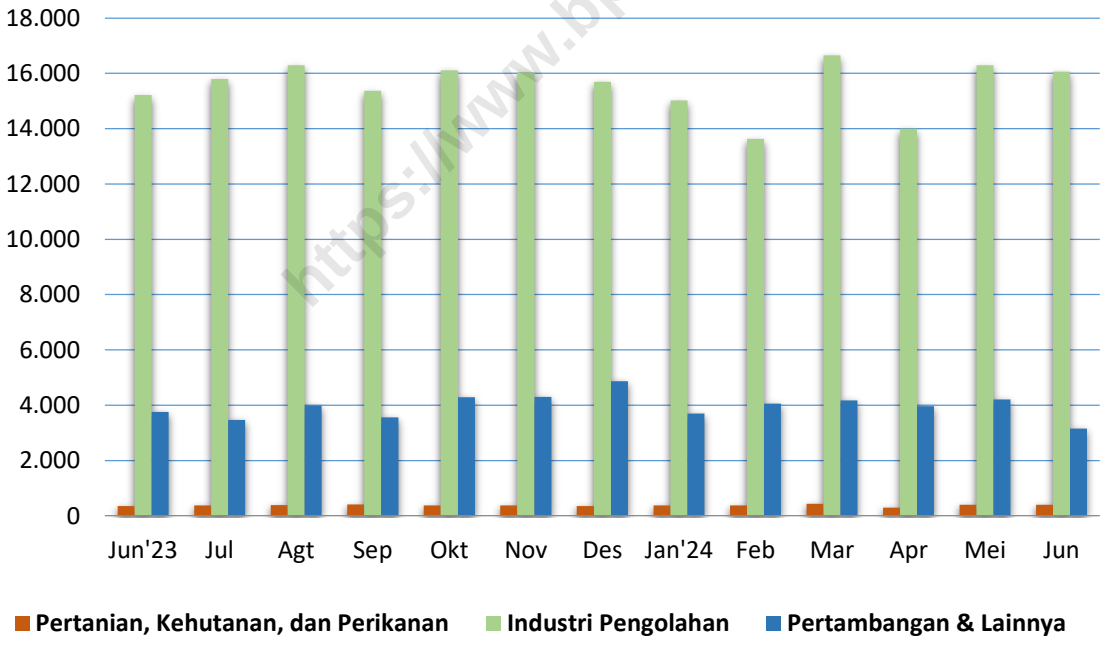

Sumber: Dokumen PEB dan Non-PEB, diolah

Gambar 2.4 Perkembangan Nilai Ekspor Komoditas Nonmigas (juta US$), Juni 2023–Juni 2024

Tabel 2.1 Ringkasan Ekspor Nonmigas Indonesia (juta US$), Juni 2022–Juni 2024

Tahun dan Bulan	Pertanian, Kehutanan, dan Perikanan	Industri Pengolahan	Pertambangan dan Lainnya	Total Nonmigas
[1]	[2]	[3]	[4]	[5]
2022[r]				
Juni	365,6	18.213,1	6.010,6	24.589,3
Juli	385,6	17.414,0	6.386,3	24.185,8
Agustus	560,9	19.726,5	5.978,4	26.265,8
September	473,7	16.917,7	6.114,2	23.505,6
Oktober	475,3	16.963,2	6.001,5	23.440,0
November	418,4	16.619,6	5.919,2	22.957,2
Desember	369,4	16.423,2	5.532,3	22.324,9
2023[r]				
Januari	373,5	15.622,7	4.836,5	20.832,8
Febuari	337,3	15.410,1	4.385,8	20.133,2
Maret	377,4	16.512,4	5.185,9	22.075,7
April	292,3	12.954,5	4.774,9	18.021,7
Mei	390,2	15.570,1	4.437,6	20.397,9
Juni	358,6	15.220,2	3.760,5	19.339,3
Juli	377,2	15.793,8	3.463,4	19.634,5
Agustus	389,5	16.294,5	3.993,5	20.677,5
September	405,2	15.371,5	3.563,1	19.339,8
Oktober	372,6	16.113,4	4.288,1	20.774,1
November	371,8	16.041,5	4.300,4	20.713,7
Desember	355,2	15.691,7	4.865,5	20.912,3
2024				
Januari	374,8	15.025,2	3.696,5	19.096,5
Februari	371,1	13.630,7	4.055,0	18.056,8
Maret	432,3	16.657,8	4.163,5	21.253,6
April	300,2	14.000,4	3.965,1	18.265,7
Mei	400,2	16.291,6	4.213,5	20.905,3
Juni	394,6	16.058,6	3.158,1	19.611,3

Sumber: Dokumen PEB dan Non-PEB, diolah

https://www.bps.go.id

Tabel 3.1 pada publikasi ini berisi ringkasan perkembangan ekspor Indonesia. Dari tabel ini terlihat bahwa perolehan ekspor nonmigas terbesar pada Januari–Juni 2024 berasal dari industri pengolahan dengan nilai US$91.655,5 juta atau sekitar 73,27 persen

dari total ekspor. Demikian juga pada Januari–Juni 2023 perolehan ekspor terbesar juga berasal dari industri pengolahan dengan nilai US$91.290,0 juta atau sekitar 70,97 persen dari total ekspor. Jika dibandingkan bulan yang sama tahun sebelumnya, industri pengolahan pada Januari–Juni 2024 mengalami peningkatan 0,40 persen.

Tabel 3.2 berisi perkembangan ekspor komoditas pertanian, kehutanan, dan perikanan. Pada Januari–Juni 2024, sepuluh komoditas andalan pertanian terbesar adalah kopi dengan nilai US$469,7 juta (20,66 persen); sarang burung dengan nilai US$282,8 juta (12,44 persen); tanaman tahunan lainnya dengan nilai US$269,7 juta (11,87 persen); buah-buahan tahunan dengan nilai US$250,7 juta (11,03 persen); tanaman obat, aromatik, dan rempah-rempah dengan nilai US$195,1 juta (8,58 persen); cengkeh dengan nilai US$112,4 juta (4,95 persen); rumput laut dan ganggang lainnya dengan nilai US$91,6 juta (4,03 persen); sayur-sayuran dengan nilai US$64,5 juta (2,84 persen); kepiting dengan nilai US$64,4 juta (2,83 persen); dan ikan segar/dingin hasil tangkap dengan nilai US$63,7 juta (2,80 persen).

Tabel 3.3 berisi perkembangan ekspor komoditas industri pengolahan. Pada Januari–Juni 2024, sepuluh komoditas andalan industri pengolahan adalah minyak kelapa sawit dengan nilai U$10.365,9 juta (11,31 persen); logam dasar bukan besi dengan nilai US$7.215,3 juta (7,87 persen); besi dan baja dengan nilai US$6.695,3 juta (7,30 persen); nikel dengan nilai US$3.534,6 juta (3,86 persen); pakaian jadi (konveksi) dari tekstil dengan nilai US$3.316,8 juta (3,62 persen); barang perhiasan dan barang berharga dengan nilai US$3.289,5 juta (3,59 persen); kimia dasar organik yang bersumber dari hasil pertanian dengan nilai US$3.253,2 juta (3,55 persen); kendaraan bermotor roda empat atau lebih dengan nilai US$3.120,0 juta (3,40 persen); sepatu olahraga dengan nilai US$2.168,8 juta (2,37 persen); dan peralatan listrik lainnya dengan nilai US$1.708,9 juta (1,86 persen).

Tabel 3.4 berisi perkembangan ekspor komoditas pertambangan dan Tabel 3.5 berisi perkembangan ekspor menurut komoditas lainnya seperti barang bukan logam daur ulang dan rongsokan kapal, serta Tabel 3.6 berisi perkembangan ekspor menurut komoditas dan negara tujuan. Pada Januari–Juni 2024, komoditas andalan sektor pertambangan adalah batu bara dengan nilai US$15.170,1 juta (65,22 persen) dan bijih tembaga dengan nilai US$4.185,5 juta (17,99 persen). Ekspor batu bara turun 20,62 persen dibanding periode yang sama tahun sebelumnya, sedangkan ekspor bijih tembaga naik 27,45 persen.

https://www.bps.go.id

Secara garis besar perkembangan ekspor nonmigas selama ini lebih banyak bertumpu pada 15 komoditas utama (ringkasan disajikan pada Tabel 2.2 yang diurutkan menurut nilai ekspor nonmigas). Lima belas komoditas tersebut pada Januari–Juni 2024 menyumbang sekitar 60,42 persen dari ekspor nonmigas.

Nilai ekspor batu bara pada Januari–Juni 2024 turun US$3.940,1 juta dari periode tahun sebelumnya, sehingga komoditas ini menyumbang sekitar 12,94 persen ekspor nonmigas nasional. Selanjutnya nilai ekspor minyak kelapa sawit berada pada posisi kedua, nilai ekspornya pada Januari–Juni 2024 turun US$1.458,7 juta menjadi US$10.365,9 juta.

Sama halnya dengan minyak kelapa sawit, pada Januari–Juni 2024 nilai ekspor logam dasar bukan besi menurun sebesar US$474,0 juta atau 6,16 persen dibanding tahun sebelumnya. Nilai ekspor besi dan baja naik 8,97 persen, demikian juga bijih tembaga naik 27,45 persen.

Pada Januari–Juni 2024, nilai ekspor komoditas lignit mengalami penurunan sekitar US999,6 juta (21,97 persen) dibanding periode tahun sebelumnya dan peranannya mencapai 3,03 persen terhadap total ekspor nonmigas. Nilai ekspor nikel naik US$86,7 juta (2,51 persen) dibanding Januari–Juni 2023 dan peranannya mencapai 3,02 persen.

Nilai ekspor pakaian jadi (konveksi) dari tekstil pada Januari–Juni 2024 peranannya mencapai 2,83 persen dari keseluruhan ekspor nonmigas, sedangkan nilai ekspor barang perhiasan dan barang berharga pada Januari–Juni 2024 peranannya mencapai 2,81 persen dari keseluruhan ekspor nonmigas.

Nilai ekspor kimia dasar organik yang bersumber dari hasil pertanian turun US$267,2 juta dibanding tahun sebelumnya dan peranannya mencapai 2,78 persen dari ekspor nonmigas, demikian juga nilai ekspor kendaraan bermotor roda empat atau lebih pada Januari–Juni 2024 turun 5,33 persen dibanding tahun lalu dan peranannya mencapai 2,66 persen. Nilai ekspor sepatu olahraga turun US$10,0 juta dibanding tahun sebelumnya dan peranannya terhadap ekspor nonmigas adalah 1,85 persen. Nilai ekspor peralatan listrik lainnya turun US$498,8 juta dan peranannya mencapai 1,46 persen. Nilai ekspor tembaga naik US$676,8 juta menjadi US$1.615,4 juta, sedangkan nilai ekspor bubur kertas (pulp) turun US$287,6 juta menjadi US$1.613,6 juta.

https://www.bps.go.id

Tabel 2.2 Ekspor Utama Komoditas Nonmigas, Januari—Juni 2023 dan 2024

Komoditas	Nilai FOB (juta US$)		Perubahan		% Peran 2024(Thd Nonmigas)
	2023	2024	Absolut	Persen	
(1)	(2)	(3)	(4)	(5)	(6)
Batu Bara	19.110,2	15.170,1	-3.940,1	-20,62	12,94
Minyak Kelapa Sawit	11.824,6	10.365,9	-1.458,7	-12,34	8,85
Logam Dasar Bukan Besi	7.689,3	7.215,3	-474,0	-6,16	6,16
Besi dan Baja	6.144,2	6.695,3	551,1	8,97	5,71
Bijih Tembaga	3.283,9	4.185,5	901,6	27,45	3,57
Lignit	4.550,0	3.550,4	-999,6	-21,97	3,03
Nikel	3.447,9	3.534,6	86,7	2,51	3,02
Pakaian Jadi (Konveksi) dari Tekstil	3.273,2	3.316,8	43,6	1,33	2,83
Barang Perhiasan dan Barang Berharga	2.816,9	3.289,5	472,6	16,78	2,81
Kimia Dasar Organik yang Bersumber dari Hasil Pertanian	3.520,4	3.253,2	-267,2	-7,59	2,78
Kendaraan Bermotor Roda 4 atau Lebih	3.295,7	3.120,0	-175,7	-5,33	2,66
Sepatu Olahraga	2.178,8	2.168,8	-10,0	-0,46	1,85
Peralatan Listrik lainnya	2.207,7	1.708,9	-498,8	-22,59	1,46
Tembaga	938,5	1.615,4	676,8	72,12	1,38
Bubur Kertas/Pulp	1.901,2	1.613,6	-287,6	-15,13	1,38
Total Komoditas Utama	**76.182,5**	**70.803,2**	**-5.379,3**	**-7,06**	**60,42**

Sumber: Dokumen PEB dan Non-PEB, diolah

https://www.bps.go.id

Menurut negara tujuan ekspor (Tabel 2.3), pada Juni 2024 ekspor migas yang ditujukan ke kawasan Asia Timur tercatat US$517,6 juta, naik 12,86 persen jika dibandingkan tahun lalu. Hal ini sejalan dengan ekspor ke Jepang yang naik 56,14 persen, sedangkan ekspor ke Tiongkok turun 44,87 persen. Ekspor ke Asia Selatan dan Tenggara tercatat US$678,8 juta, turun 10,84 persen dibanding tahun 2023 yang disebabkan oleh penurunan ekspor ke Singapura dengan persentase penurunan 22,38 persen dan penurunan ekspor ke Malaysia dengan persentase penurunan 49,26 persen. Sementara itu ekspor ke Thailand dan Filipina mengalami peningkatan dengan persentase peningkatan masing-masing sebesar 51,35 persen dan sebesar 14.727,76 persen.

Tabel 2.3 Perkembangan Ekspor Migas dan Nonmigas Indonesia Menurut Negara Tujuan (juta US$), Juni 2023 dan Juni 2024

Kawasan Negara Tujuan Ekspor	Migas			Nonmigas		
	Juni 2023	Juni 2024	Perub (%)	Juni 2023	Juni 2024	Perub (%)
(1)	(2)	(3)	(4)	(5)	(6)	(7)
Asia Timur	**458,6**	**517,6**	**12,86**	**7.373,3**	**7.409,4**	**0,49**
- Jepang	111,5	174,2	56,14	1.449,5	1.242,4	-14,29
- Tiongkok	224,5	123,7	-44,87	4.583,4	4.661,8	1,71
Asia Selatan & Tenggara	**761,3**	**678,8**	**-10,84**	**6.079,9**	**6.021,1**	**-0,97**
- Thailand	157,2	237,9	51,35	429,6	455,0	5,91
- Singapura	369,1	286,5	-22,38	662,7	622,7	-6,04
- Filipina	0,3	50,6	14.727,76	934,5	851,5	-8,88
- Malaysia	202,1	102,5	-49,26	788,9	726,5	-7,91
Asia Barat	**0,8**	**0,3**	**-62,34**	**729,4**	**802,7**	**10,05**
Afrika	**0,1**	**0,1**	**97,10**	**674,8**	**549,7**	**-18,53**
Australia & Oseania	**20,4**	**23,6**	**15,88**	**330,5**	**445,3**	**34,72**
Amerika Utara	**~0**	**~0**	**-99,95**	**2.043,3**	**2.060,2**	**0,83**
- Amerika Serikat	~0	~0	-99,95	1.953,1	1.966,1	0,67
Amerika Tengah & Selatan	**7,5**	**0,1**	**-98,24**	**561,0**	**555,0**	**-1,08**
Eropa Barat	**11,0**	**10,6**	**-97,22**	**1.668,2**	**1.641,4**	**-1,61**
Eropa Timur	**~0**	**~0**	**-77,78**	**256,0**	**271,6**	**6,10**
Total Ekspor	**1.259,7**	**1.231,2**	**-2,26**	**19.339,3**	**19.613,8**	**1,42**

Sumber: Dokumen PEB dan Non-PEB, diolah

https://www.bps.go.id

Dari Tabel 2.3 terlihat bahwa total ekspor migas pada Juni 2024 menunjukkan penurunan 2,26 persen dan nilainya mencapai US$1.231,2 juta. Pada kelompok nonmigas nilai ekspor Juni 2024 meningkat 1,42 persen dan nilai ekspornya menjadi US$19.613,8 juta. Peningkatan nilai ekspor nonmigas terbesar terjadi ke Tiongkok yaitu US$207,2 juta (1,71 persen).

Menurut kelompok negara ekonomi, nilai ekspor pada Januari–Juni 2024 ke kelompok negara APEC adalah yang terbesar dan mencapai US$90.217,9 juta atau 72,12 persen dari total ekspor. Nilai ekspor ke ASEAN dan NAFTA berturut-turut US$25.318,4 juta (20,24 persen) dan US$13.981,6 juta (11,18 persen). Sementara nilai ekspor ke Uni Eropa US$8.412,1 juta (6,72 persen) dan ke Timur Tengah US$4.609,5 juta (3,68 persen).

Jika dibandingkan dengan Januari–Juni 2023, nilai ekspor ke negara-negara APEC selama Januari–Juni 2024 turun 3,46 persen. Penurunan ini terdiri dari penurunan ekspor

ke ASEAN 5,84 persen, Jepang turun 7,85 persen. Sementara itu ekspor ke NAFTA dan Korea Selatan naik masing-masing sebesar 8,17 persen dan 5,26 persen.

Nilai ekspor pada Juni 2024 ke tujuh negara tujuan utama yaitu Jepang, Korea Selatan, Taiwan, Tiongkok, Singapura, Amerika Serikat, dan Jerman mencapai US$10.751,7 juta atau sekitar 51,59 persen dari total ekspor. Dibandingkan bulan yang sama tahun sebelumnya nilai ini turun US$31,9 juta atau 0,30 persen.

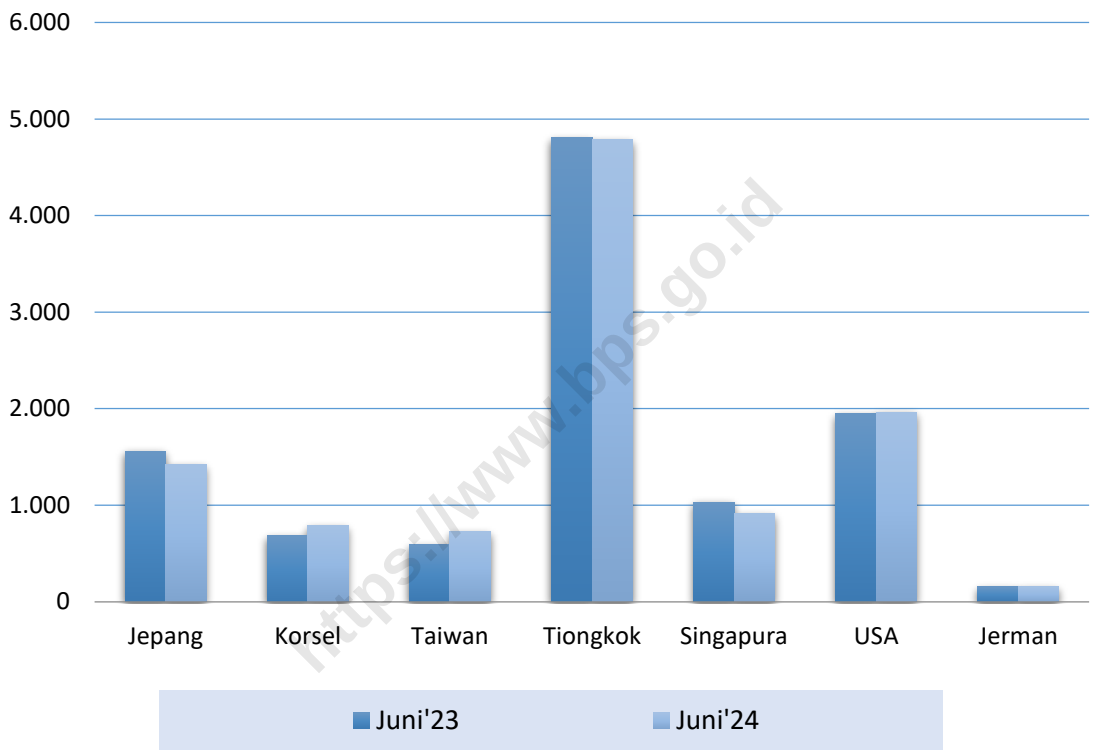

https://www.bps.go.id

Sumber: Dokumen PEB dan Non-PEB, diolah

Gambar 2.5 Ekspor Indonesia Menurut Negara Tujuan Utama (juta US$), Juni 2023 dan Juni 2024

Selain tujuh negara tujuan utama tersebut, beberapa negara tujuan lain yang membeli produk nasional di atas US$100,0 juta pada Juni 2024 adalah Malaysia, Australia dan Vietnam. Nilai ekspor ke tiga negara tersebut berturut-turut US$829,0 juta, US$365,7 juta, dan US$801,8 juta. Sedangkan negara tujuan ekspor dari kawasan Eropa diantaranya adalah Belanda dan Jerman dengan nilai ekspor masing-masing US$376,7 juta dan

US$158,0 juta. Perbandingan nilai ekspor Juni 2023 dan 2024 ke beberapa negara tujuan utama disajikan pada Gambar 2.5.

https://www.bps.go.id

BAB III

TABEL-TABEL

https://www.bps.go.id

https://www.bps.go.id

Tabel 3.1 Ringkasan Perkembangan Ekspor Indonesia
Januari–Juni 2023 dan 2024

Komoditas	Berat Bersih (ribu ton)		Perub	Nilai FOB (juta US$)		Perub
	Jan–Jun 2023	Jan–Jun 2024	%	Jan–Jun 2023	Jan–Jun 2024	%
(1)	(2)	(3)	(4)	(5)	(6)	(7)
Total Ekspor	**335.889,5**	**353.573,5**	**5,26**	**128.640,2**	**125.089,1**	**-2,76**
Migas	**13.498,3**	**13.392,2**	**-0,79**	**7.839,6**	**7.900,0**	**0,77**
Minyak Mentah	1.468,2	1.788,9	21,84	876,9	1.137,0	29,66
Hasil Minyak	4.417,6	3.970,0	-10,13	2.585,2	2.403,8	-7,02
Gas Alam	7.612,5	7.633,3	0,27	4.377,5	4.359,2	-0,42
Non-migas	**322.391,2**	**340.181,3**	**5,52**	**120.800,6**	**117.189,1**	**-2,99**
Pertanian	3.534,0	3.187,9	-9,79	2.129,3	2.273,1	6,75
Industri Pengolahan	61.130,3	63.897,8	4,53	91.290,0	91.655,5	0,40
Pertambangan	257.659,5	273.018,8	5,96	27.207,1	23.070,1	-15,21
Lainnya	67,4	76,8	13,95	174,2	190,4	9,30

https://www.bps.go.id

Tabel 3.2 Perkembangan Ekspor Komoditas Pertanian
Januari–Juni 2023 dan 2024

Komoditas	Berat Bersih (ribu ton)		Perub	Nilai FOB (juta US$)		Perub
	Jan–Jun 2023	Jan–Jun 2024	%	Jan–Jun 2023	Jan–Jun 2024	%
(1)	(2)	(3)	(4)	(5)	(6)	(7)
Total Pertanian	**3.533.994,8**	**3.187.906,0**	**-9,79**	**2.129.284,5**	**2.273.042,2**	**6,75**
Pertanian Tanaman Semusim	144.267,4	55.792,9	-61,33	124.278,4	130.531,6	5,03
Sayur-Sayuran	28.241,3	32.788,6	16,10	40.643,9	64.503,8	58,70
Tembakau	3.984,9	4.078,1	2,34	33.134,9	46.925,6	41,62
Jagung	91.581,0	400,9	-99,56	28.777,5	343,3	-98,81
Tanaman Berserat	6.185,5	5.837,7	-5,62	8.168,5	5.645,9	-30,88
Umbi-Umbian	8.095,4	5.845,5	-27,79	6.024,3	3.473,0	-42,35
Tanaman Semusim Lainnya	2.154,3	1.997,0	-7,30	2.166,6	1.941,9	-10,37
Biji-Bijian	2.597,6	3.742,3	44,07	1.686,8	3.780,9	124,15
Bunga	530,6	684,1	28,94	1.704,3	1.989,9	16,76
Bibit Bunga	0,7	0,4	-43,20	1.614,0	1.781,6	10,38
Buah-Buahan Semusim	896,2	418,1	-53,34	357,6	145,6	-59,29
Pertanian Tanaman Tahunan	3.198.121,9	2.930.906,8	-8,36	1.229.158,1	1.423.869,1	15,84
Kopi	134.452,9	91.624,4	-31,85	424.722,3	469.694,3	10,59
Tanaman Tahunan Lainnya	2.500.437,9	2.184.949,9	-12,62	293.901,6	269.711,9	-8,23
Buah-Buahan Tahunan	384.948,7	480.062,2	24,71	133.761,7	250.705,9	87,43
Tanaman Obat, Aromatik, dan Rempah-Rempah	147.316,1	132.043,2	-10,37	246.876,4	195.053,6	-20,99
Cengkeh	7.186,7	14.608,3	103,27	44.211,7	112.421,5	154,28
Lada Putih	6.365,7	9.049,8	42,16	33.897,9	47.355,7	39,70
Biji Kakao	9.483,4	8.549,8	-9,84	27.055,5	39.950,1	47,66
Lada Hitam	4.530,9	6.636,7	46,47	17.498,6	27.469,7	56,98
Lada Lainnya	1.191,9	3.008,7	152,43	4.865,2	11.083,2	127,80
Karet Alam	2.207,7	373,9	-83,07	2.367,3	423,3	-82,12
Pertanian Tanaman Hias dan Pengembangbiakan Tanaman	2.785,7	4.352,3	56,24	7.438,6	7.381,2	-0,77
Tanaman Hortikultura Lainnya	1.512,9	2.718,6	79,69	6.558,8	6.361,4	-3,01
Tanaman Hias	1.272,8	1.633,7	28,36	879,8	1.019,8	15,91
Peternakan	9.481,4	2.608,9	-72,48	334.258,5	288.530,6	-13,68
Sarang Burung	706,6	604,7	-14,42	309.511,1	282.840,7	-8,62
Babi	7.687,1	–	-100,00	20.668,1	–	-100,00
Ternak Lainnya	1.004,9	1.928,7	91,92	2.512,1	4.369,3	73,93
Reptil	82,7	75,5	-8,72	1.567,3	1.320,6	-15,74
Perburuan, Penangkapan dan Penangkaran Satwa Liar	8,1	0,4	-95,53	1.769,0	59,6	-96,63
Satwa Liar	8,1	0,4	-95,53	1.769,0	59,6	-96,63
Pengusahaan Hutan	2.112,5	1.572,2	-25,58	9.230,9	7.504,8	-18,70
Gaharu	702,6	477,9	-31,97	7.859,4	6.414,6	-18,38
Bambu	1.069,0	755,4	-29,33	869,9	519,6	-40,27
Hasil Hutan Lainnya	341,0	338,9	-0,63	501,5	570,6	13,77
Penebangan dan Pemungutan Kayu	304,8	82,2	-73,05	915,6	736,3	-19,59
Kayu Lainnya	250,6	33,1	-86,80	849,7	690,6	-18,73
Kayu Bakar	54,2	49,1	-9,46	65,9	45,7	-30,63
Pemungutan Hasil Hutan Bukan Kayu	22.914,9	24.021,1	4,83	28.664,5	27.320,9	-4,69
Getah Karet dan Sejenisnya	21.693,2	21.412,9	-1,29	27.145,8	25.722,4	-5,24
Hasil Hutan Bukan Kayu Lainnya	1.221,7	2.608,1	113,49	1.518,7	1.598,4	5,25
Perikanan Tangkap	41.642,8	52.465,2	25,99	144.251,9	218.351,5	51,37
Ikan Segar / Dingin Hasil Tangkap	22.855,7	27.207,8	19,04	50.660,2	63.657,3	25,66
Kepiting	6.674,5	11.657,1	74,65	39.546,9	64.392,3	62,83
Udang Hasil Tangkap	2.941,5	3.127,1	6,31	27.916,6	58.956,3	111,19
Koral, Cangkang Moluska dan Sejenisnya	5.900,9	5.062,9	-14,20	10.915,0	8.064,8	-26,11
Ikan Hidup Hasil Tangkap	923,1	908,1	-1,63	8.845,0	10.630,1	20,18
Moluska	2.244,2	4.346,0	93,66	5.372,9	10.397,1	93,51
Invertebrata Air Lainnya	102,9	156,2	51,74	995,2	2.253,7	126,45
Perikanan Budidaya	112.355,2	116.104,0	3,34	249.319,0	168.756,6	-32,31
Rumput Laut dan Ganggang Lainnya	107.064,9	110.731,0	3,42	162.625,4	91.556,1	-43,70
Mutiara Hasil Budidaya	5,0	3,6	-28,13	50.759,4	41.724,7	-17,80
Ikan Hidup Hasil Budidaya	1.887,8	3.013,0	59,60	25.963,8	28.448,6	9,57
Udang Hasil Budidaya	3.382,7	2.337,6	-30,90	9.952,7	7.003,9	-29,63
Ikan Segar / Dingin Hasil Budidaya	14,8	18,9	27,41	17,7	23,2	31,36

https://www.bps.go.id

Tabel 3.3 Perkembangan Ekspor Komoditas Industri Pengolahan
Januari–Juni 2023 dan 2024

Komoditas	Berat Bersih (ribu ton)		Perub	Nilai FOB (juta US$)		Perub
	Jan–Jun 2023	Jan–Jun 2024	%	Jan–Jun 2023	Jan–Jun 2024	%
(1)	(2)	(3)	(4)	(5)	(6)	(7)
Total Industri Pengolahan	**61.130.299,7**	**63.897.775,7**	**4,53**	**91.290.000,3**	**91.655.528,3**	**0,40**
Industri Makanan	20.162.144,6	18.944.370,5	-6,04	19.556.130,8	18.402.437,2	-5,90
Minyak Kelapa Sawit	12.912.995,6	11.987.287,0	-7,17	11.824.630,4	10.365.878,3	-12,34
Bungkil dan Residu	3.266.905,5	3.061.744,2	-6,28	1.019.736,7	945.504,1	-7,28
Margarin	840.365,4	907.183,9	7,95	826.441,6	841.646,6	1,84
Biota Air Lainnya Diolah atau Diawetkan	97.355,5	122.541,2	25,87	572.510,2	639.984,1	11,79
Makanan Olahan Lainnya	350.280,5	393.112,7	12,23	603.818,9	681.277,2	12,83
Udang Dibekukan	71.770,6	62.622,3	-12,75	580.017,6	484.233,8	-16,51
Roti dan Kue	161.267,8	152.583,6	-5,38	412.202,5	387.451,6	-6,00
Minyak Kelapa	401.066,9	343.428,6	-14,37	407.079,9	395.802,6	-2,77
Fillet Ikan Dibekukan	53.406,1	54.086,4	1,27	354.050,3	343.371,1	-3,02
Olahan Kopi dan Teh	113.411,4	112.741,5	-0,59	337.303,4	329.982,9	-2,17
Mentega, Lemak dan Minyak Kakao	73.420,3	58.850,3	-19,84	309.301,7	467.385,5	51,11
Ikan Dibekukan	98.445,2	131.782,4	33,86	225.113,1	273.383,1	21,44
Ikan Diolah atau Diawetkan	49.301,1	53.678,8	8,88	194.202,2	202.316,4	4,18
Makaroni, Mie dan Produk Sejenisnya	99.168,9	114.651,4	15,61	198.989,6	226.273,3	13,71
Minyak Makan dan Lemak Nabati dan Hewani Lainnya	198.603,4	328.713,7	65,51	189.898,1	278.969,2	46,90
Buah dan Sayur Diolah atau Diawetkan	121.397,3	138.056,7	13,72	168.778,4	214.934,7	27,35
Kepiting Diolah atau Diawetkan	6.990,2	8.379,5	19,88	168.826,5	204.130,3	20,91
Bubuk Kakao	52.269,6	56.704,5	8,48	131.437,9	161.056,9	22,53
Makanan dari Cokelat dan Kembang Gula	35.160,6	38.727,9	10,15	112.399,2	120.333,0	7,06
Serealia yang Digiling/Dibersihkan dan Makanan Sereal	393.486,7	193.011,4	-50,95	127.908,6	44.149,7	-65,48
Minyak Makan dan Lemak Nabati	63.234,2	95.106,3	50,40	81.651,7	128.031,8	56,80
Pasta Kakao	25.088,7	26.747,3	6,61	75.351,8	107.672,0	42,89
Tetes Pemurnian Gula	277.713,7	147.737,4	-46,80	46.904,6	30.354,7	-35,28
Karaginan	6.099,3	8.955,4	46,83	75.566,7	62.180,7	-17,71
Makanan Hewan	103.138,0	104.861,1	1,67	61.463,9	67.634,9	10,04
Produk Masak dari Kelapa	51.483,5	51.930,9	0,87	56.017,1	67.737,7	20,92
Ikan Digarami, Dikeringkan atau Diasapi	5.104,3	6.601,0	29,32	34.746,4	35.590,8	2,43
Pati Ubi Kayu	61.512,6	8.732,9	-85,80	31.693,0	6.364,9	-79,92
Es Krim	23.594,9	6.603,9	-72,01	40.059,3	14.807,4	-63,04
Jus Buah dan Sayuran	20.413,4	18.222,8	-10,73	43.509,3	35.939,3	-17,40
Glukosa dan Sejenisnya	22.815,0	20.969,8	-8,09	33.884,0	34.505,7	1,83
Makanan Bayi	7.215,1	7.791,8	7,99	32.113,9	29.696,8	-7,53
Kayu Manis Bubuk	6.072,6	6.245,1	2,84	25.364,5	23.075,4	-9,02
Biji Pala, Bunga Pala dan Kapulaga	1.835,4	1.979,8	7,87	17.516,2	17.604,1	0,50
Olahan Produk Susu Lainnya	10.072,1	12.846,5	27,55	15.863,8	19.623,0	23,70
Kopra	19.486,1	16.592,5	-14,85	14.101,9	13.254,9	-6,01
Tepung Terigu	25.176,1	43.103,1	71,21	14.833,2	10.592,4	-28,59
Kecap	8.375,2	8.281,2	-1,12	12.687,1	12.930,6	1,92
Tepung Lainnya	8.446,1	7.142,3	-15,44	11.491,2	10.975,4	-4,49
Kepiting Dibekukan	1.012,7	1.186,7	17,18	16.642,6	7.015,1	-57,85
Saus	5.060,1	5.774,7	14,12	9.128,5	10.470,2	14,70
Daging Ternak	832,9	711,1	-14,63	9.612,8	7.224,4	-24,85
Agar-Agar	484,1	660,8	36,49	7.387,7	8.638,7	16,93
Olahan Susu Segar dan Krim	4.748,0	7.740,2	63,02	6.130,5	8.618,6	40,59
Olahan Susu Bubuk dan Susu Kental	2.104,2	2.309,3	9,75	5.242,6	5.902,0	12,58
Tepung Serealia Lainnya	3.091,9	4.372,6	41,42	5.640,9	7.752,7	37,44
Fillet Ikan Segar atau Dingin	404,7	548,6	35,56	4.604,6	5.883,6	27,78
Lada Bubuk	458,9	721,0	57,13	2.249,9	4.213,3	87,27
Tepung Ikan & Biota Air Layak Konsumsi	2,2	6,2	177,86	24,5	81,6	232,89
Industri Minuman	117.012,1	141.530,7	20,95	64.074,1	74.303,4	15,96
Minuman Ringan	62.800,0	77.784,7	23,86	52.108,2	56.936,2	9,27
Air Minum dan Air Mineral	48.014,7	57.520,2	19,80	6.331,1	9.793,6	54,69
Minuman Beralkohol	6.197,5	6.225,9	0,46	5.634,8	7.573,7	34,41
Industri Pengolahan Tembakau	69.786,4	143.082,0	105,03	654.222,0	876.197,0	33,93
Rokok dan Cerutu Lainnya	48.086,2	111.540,4	131,96	442.579,4	505.311,0	14,17
Tembakau Olahan	16.040,6	14.051,8	-12,40	119.688,1	142.814,6	19,32
Rokok Kretek	5.659,6	17.489,8	209,03	91.954,5	228.071,4	148,03
Industri Tekstil	750.848,9	786.910,8	4,80	1.834.398,6	1.776.831,7	-3,14
Benang Pintal	252.481,4	220.443,5	-12,69	608.553,5	516.105,7	-15,19
Serat Stapel Buatan	313.713,2	372.641,9	18,78	450.636,9	517.797,1	14,90
Kain Tenunan	54.189,1	51.274,2	-5,38	361.007,2	322.629,6	-10,63
Barang Tekstil Lainnya	52.888,5	50.684,2	-4,17	246.730,0	226.634,6	-8,14
Serat/Benang/Strip Filamen Buatan	45.652,5	57.243,3	25,39	96.548,3	107.096,7	10,93

https://www.bps.go.id

Lanjutan Tabel 3.3

Komoditas	Berat Bersih (ribu ton)		Perub	Nilai FOB (juta US$)		Perub
	Jan–Jun 2023	Jan–Jun 2024	%	Jan–Jun 2023	Jan–Jun 2024	%
(1)	(2)	(3)	(4)	(5)	(6)	(7)
Kain Rajutan	7.747,5	10.045,5	29,66	52.772,9	66.937,1	26,84
Serat Tekstil	24.049,3	24.425,6	1,56	16.653,0	17.995,4	8,06
Kain Sulaman/Bordir	101,5	145,5	43,38	1.472,6	1.599,6	8,63
Sutra	26,0	7,1	-72,66	24,3	35,9	47,96
Industri Pakaian Jadi	167.292,5	172.820,9	3,30	3.905.869,4	3.879.631,0	-0,67
Pakaian Jadi (Konveksi) dari Tekstil	134.370,7	141.660,4	5,43	3.273.173,5	3.316.832,8	1,33
Pakaian Jadi Rajutan	20.509,0	18.584,3	-9,38	444.671,4	375.448,5	-15,57
Perlengkapan Pakaian dari Tekstil	8.696,0	8.737,9	0,48	129.890,6	130.521,9	0,49
Kaos Kaki Rajutan dan Sejenisnya	3.293,1	3.359,1	2,00	42.853,4	41.283,1	-3,66
Pakaian Jadi dan Perlengkapannya dari Kulit	423,6	479,2	13,12	15.280,6	15.544,8	1,73
Industri Kulit, Barang dari Kulit dan Alas Kaki	188.439,9	208.589,2	10,69	3.809.639,2	3.882.271,2	1,91
Sepatu Olahraga	102.953,7	110.637,0	7,46	2.178.807,0	2.168.772,3	-0,46
Alas Kaki untuk Keperluan Sehari-Hari	47.252,7	52.880,0	11,91	986.764,1	1.007.710,9	2,12
Barang dari Kulit dan Kulit Komposisi	32.965,4	38.493,2	16,77	544.527,6	599.289,7	10,06
Sepatu Teknik Lapangan/Keperluan Industri	3.209,3	4.494,1	40,03	49.083,1	64.009,8	30,41
Kulit Disamak	2.055,2	2.077,2	1,07	50.037,8	41.662,7	-16,74
Kulit Diawetkan	3,6	7,7	113,45	419,6	825,9	96,82
Industri Kayu, Barang dari Kayu dan Gabus (Tidak Termasuk Furnitur) dan Barang Anyaman dari Bambu, Rotan dan Sejenisnya	2.786.897,7	3.052.554,0	9,53	1.744.823,3	1.773.053,6	1,62
Kayu Lapis	595.617,3	675.255,2	13,37	577.893,8	626.978,7	8,49
Kayu Olahan	1.379.594,4	1.520.481,2	10,21	365.896,2	361.915,7	-1,09
Kayu Laminasi	311.597,8	310.004,7	-0,51	267.366,8	246.311,1	-7,88
Barang Bangunan dari Kayu	128.279,2	136.321,2	6,27	234.271,5	234.135,3	-0,06
Panel Kayu Lainnya	260.354,9	297.677,6	14,34	93.683,6	92.248,2	-1,53
Veneer	56.197,1	59.790,0	6,39	58.768,7	58.410,3	-0,61
Kerajinan Ukiran dari Kayu Bukan Mebeller	12.859,2	12.761,4	-0,76	56.407,4	53.885,3	-4,47
Barang Anyaman dari Rotan dan Bambu	6.531,6	7.078,9	8,38	30.252,2	33.756,1	11,58
Kayu Gergajian	20.879,4	18.995,9	-9,02	18.435,2	17.705,1	-3,96
Alat Dapur dari Kayu, Rotan dan Bambu	4.156,7	3.958,0	-4,78	13.496,4	19.545,6	44,82
Barang Anyaman dari Tanaman Bukan Rotan dan Bambu	2.196,4	2.241,5	2,06	13.239,1	13.399,0	1,21
Barang dari Kayu, Rotan, Gabus Lainnya	3.172,2	4.259,7	34,28	8.644,5	8.788,9	1,67
Wadah dari Kayu	4.814,3	3.056,2	-36,52	5.378,3	3.555,5	-33,89
Bangunan Prafabrikasi dari Kayu	647,1	672,7	3,95	1.089,4	2.418,8	122,04
Industri Kertas dan Barang dari Kertas	6.159.977,0	5.530.457,4	-10,22	4.441.838,4	3.783.842,8	-14,81
Bubur Kertas (Pulp)	3.281.411,4	2.930.617,2	-10,69	1.901.165,4	1.613.573,3	-15,13
Kertas Khusus	1.587.975,6	1.535.562,1	-3,30	1.364.655,5	1.191.369,7	-12,70
Kertas Tissue	446.889,5	418.597,3	-6,33	582.290,1	487.789,9	-16,23
Kertas dan Papan Kertas Bergelombang	655.816,6	472.553,8	-27,94	264.597,3	189.835,1	-28,26
Barang dari Kertas dan Papan Kertas Lainnya	107.076,3	98.451,5	-8,05	210.990,3	191.950,5	-9,02
Kemasan dan Kotak dari Kertas dan Karton	33.857,5	29.887,2	-11,73	68.139,6	67.931,3	-0,31
Kertas Lainnya	29.039,2	38.129,2	31,30	37.738,6	36.361,9	-3,65
Kertas Budaya	17.910,9	6.659,1	-62,82	12.261,6	5.031,1	-58,97
Industri Pencetakan dan Reproduksi Media Rekaman	2.878,6	2.830,2	-1,68	14.784,0	14.150,2	-4,29
Barang Hasil Pencetakan Umum	1.905,7	1.660,0	-12,89	11.901,6	11.358,6	-4,56
Barang Hasil Pencetakan Khusus	972,9	1.170,1	20,26	2.882,3	2.788,5	-3,26
Media Rekaman Film dan Video	–	0,1	–	–	3,2	–
Industri Produk dari Batu Bara dan Pengilangan Minyak Bumi	1.698.884,7	2.086.507,7	22,82	254.734,2	656.951,9	157,90
Produk dari Batu Bara	426.047,7	2.086.507,7	389,74	160.288,5	656.951,9	309,86
Briket Batu Bara	1.272.837,0	–	-100,00	94.445,7	–	-100,00
Industri Bahan Kimia dan Barang dari Bahan Kimia	8.665.834,8	8.961.350,2	3,41	8.024.114,2	8.073.856,9	0,62
Kimia Dasar Organik yang Bersumber dari Hasil Pertanian	3.927.372,8	3.682.944,2	-6,22	3.520.386,6	3.253.249,4	-7,59
Sabun dan Deterjen, Bahan Pembersih dan Pengilap, Parfum dan Kosmetik	1.046.516,5	1.105.511,5	5,64	996.327,4	1.011.902,9	1,56
Damar Buatan (Resin Sintetis) dan Bahan Baku Plastik	674.692,8	683.958,3	1,37	646.995,7	609.998,1	-5,72
Kimia Dasar Anorganik Lainnya	1.015.078,4	1.156.315,8	13,91	511.824,1	672.171,0	31,33

https://www.bps.go.id

Lanjutan Tabel 3.3

Komoditas	Berat Bersih (ribu ton)		Perub	Nilai FOB (juta US$)		Perub
	Jan–Jun 2023	Jan–Jun 2024	%	Jan–Jun 2023	Jan–Jun 2024	%
(1)	(2)	(3)	(4)	(5)	(6)	(7)
Kimia Dasar Organik yang Bersumber dari Minyak	644.680,4	710.816,6	10,26	504.364,4	544.797,4	8,02
Barang Kimia Lainnya	228.219,4	307.434,7	34,71	508.275,2	520.391,2	2,38
Pupuk	762.283,0	959.513,9	25,87	275.829,1	327.373,0	18,69
Minyak Atsiri	11.377,8	14.981,2	31,67	185.988,1	249.046,0	33,90
Pemberantas Hama (Formulasi)	27.441,1	30.243,5	10,21	189.852,3	201.503,9	6,14
Kimia Dasar Organik yang Menghasilkan Bahan Kimia	74.483,6	75.772,4	1,73	175.892,0	165.861,2	-5,70
Kimia Dasar Organik Lainnya	54.619,7	64.482,4	18,06	144.180,5	145.214,3	0,72
Karet Buatan	80.302,3	75.368,7	-6,14	143.724,2	155.531,2	8,22
Cat dan Tinta Cetak	31.827,3	23.806,1	-25,20	100.897,8	88.269,3	-12,52
Kimia Dasar Organik untuk Bahan Baku Zat Warna	12.826,8	15.275,3	19,09	67.519,0	77.991,7	15,51
Perekat/Lem	5.270,2	5.424,6	2,93	18.298,0	17.562,8	-4,02
Kimia Dasar Anorganik Khlor dan Alkali	63.587,6	42.233,6	-33,58	21.500,5	17.482,5	-18,69
Pernis (Termasuk Mastik)	1.913,3	2.014,1	5,27	5.961,8	6.235,7	4,60
Lak	1.854,3	2.945,3	58,84	3.858,5	5.572,2	44,41
Korek Api	1.487,5	2.307,9	55,16	2.439,1	3.703,0	51,82
Industri Farmasi, Produk Obat Kimia dan Obat Tradisional	45.004,3	48.409,5	7,57	474.031,9	508.160,9	7,20
Bahan Farmasi	33.628,5	34.238,7	1,81	265.580,3	298.694,6	12,47
Produk Farmasi	11.204,8	13.689,6	22,18	206.801,9	207.464,3	0,32
Produk Obat Tradisional	108,4	152,4	40,62	1.486,5	1.285,0	-13,55
Simplisia (Bahan Obat Tradisional)	62,7	328,8	424,67	163,3	716,9	339,12
Industri Karet, Barang dari Karet dan Plastik	1.458.508,5	1.387.335,5	-4,88	3.216.227,3	3.120.588,9	-2,97
Karet Remah (Crumb Rubber)	912.932,5	748.710,7	-17,99	1.270.625,9	1.227.398,5	-3,40
Ban Luar dan Ban Dalam	211.515,1	250.958,1	18,65	906.502,1	823.548,1	-9,15
Barang Plastik Lembaran	166.246,7	199.949,9	20,27	393.903,4	411.183,7	4,39
Barang dari Plastik untuk Pengemasan	68.699,1	72.195,3	5,09	158.505,8	162.244,6	2,36
Barang dari Karet untuk Keperluan Industri	27.403,1	23.048,9	-15,89	151.258,8	152.314,0	0,70
Barang dari Karet Lainnya	16.616,5	22.227,4	33,77	102.497,6	129.194,9	26,05
Barang Plastik Lainnya	14.162,5	14.361,0	1,40	92.128,6	100.142,2	8,70
Perlengkapan dan Peralatan Rumah Tangga (Tidak Termasuk Furniture)	5.932,6	6.589,2	11,07	58.614,7	33.595,3	-42,68
Karet Asap	20.305,1	16.390,8	-19,28	31.820,3	33.276,8	4,58
Pipa Plastik dan Perlengkapannya	6.894,1	25.506,0	269,97	29.691,5	28.362,2	-4,48
Barang dari Plastik untuk Bangunan	2.718,4	3.032,1	11,54	9.927,9	10.360,7	4,36
Barang dari Karet untuk Keperluan	3.179,6	2.572,9	-19,08	6.278,4	5.109,3	-18,62
Ban Vulkanisir	1.903,1	1.793,2	-5,78	4.472,4	3.858,6	-13,72
Industri Barang Galian Bukan Logam	5.907.755,6	6.502.360,9	10,06	589.784,1	613.888,6	4,09
Semen	5.391.063,8	5.874.727,2	8,97	205.077,5	190.433,3	-7,14
Kaca dan Barang dari Kaca	258.082,2	304.722,1	18,07	165.413,5	174.434,0	5,45
Keramik	130.699,1	136.037,7	4,08	131.617,9	141.127,1	7,22
Barang Galian Bukan Logam Lainnya	24.333,0	38.283,4	57,33	26.412,4	27.779,1	5,17
Barang dari Marmer, Granit dan Batu Lainnya	16.552,6	18.453,9	11,49	16.489,1	18.803,2	14,03
Barang dari Batu untuk Keperluan Rumah Tangga	9.355,8	7.777,2	-16,87	16.944,8	15.646,9	-7,66
Barang dari Semen dan Kapur untuk Konstruksi	9.300,8	25.659,4	175,88	10.137,5	22.605,8	122,99
Barang dari Semen, Kapur, Gips dan Asbes Lainnya	48.290,8	56.339,2	16,67	12.331,6	14.270,0	15,72
Barang dari Gips untuk Konstruksi	16.596,1	37.742,7	127,42	3.325,6	6.796,8	104,38
Barang Tahan Api dari Tanah	1.940,7	1.507,1	-22,34	960,9	929,8	-3,23
Barang dari Marmer dan Granit untuk Keperluan Bahan Bangunan	1.540,7	1.111,1	-27,89	1.073,3	1.062,5	-1,01
Industri Logam Dasar	10.611.769,7	13.996.008,4	31,89	20.323.500,4	21.487.329,2	5,73
Logam Dasar Bukan Besi	4.768.010,4	5.846.223,8	22,61	7.689.336,1	7.215.343,9	-6,16
Besi dan Baja	5.089.542,4	6.903.725,1	35,65	6.144.205,5	6.695.267,1	8,97
Nikel	532.938,3	828.126,1	55,39	3.447.930,6	3.534.573,6	2,51
Tembaga	115.692,2	190.475,0	64,64	938.524,1	1.615.364,5	72,12
Logam Dasar Mulia	919,7	1.097,2	19,29	1.044.007,2	1.430.849,9	37,05
Timah	32.011,5	14.680,6	-54,14	831.103,8	454.056,7	-45,37
Alumunium	66.730,0	206.060,7	208,80	213.640,5	528.539,4	147,40
Seng	5.640,3	5.619,8	-0,36	14.431,0	13.334,2	-7,60
Bauksit	285,0	–	-100,00	321,5	–	-100,00

https://www.bps.go.id

Lanjutan Tabel 3.3

Komoditas	Berat Bersih (ribu ton)		Perub	Nilai FOB (juta US$)		Perub
	Jan–Jun 2023	Jan–Jun 2024	%	Jan–Jun 2023	Jan–Jun 2024	%
(1)	(2)	(3)	(4)	(5)	(6)	(7)
Industri Barang Logam, Bukan Mesin dan Peralatannya	132.839,0	208.940,2	57,29	499.279,4	1.105.154,3	121,35
Barang Logam Lainnya	39.934,0	43.602,7	9,19	160.702,0	174.920,6	8,85
Barang dari Kawat	30.570,1	25.400,4	-16,91	62.569,2	55.878,6	-10,69
Alat Potong dan Perkakas Tangan Pertukangan	3.614,2	3.436,0	-4,93	50.996,2	48.512,5	-4,87
Paku, Mur dan Baut	9.773,3	11.021,9	12,78	49.530,9	67.577,3	36,43
Konstruksi Berat Siap Pasang dari Baja	5.094,1	57.816,7	1.034,98	17.059,0	143.056,3	738,60
Barang dari Logam Siap Pasang untuk Konstruksi	18.228,9	46.454,8	154,84	34.283,3	516.459,1	1406,44
Peralatan Umum	4.841,1	4.357,7	-9,99	33.058,9	27.849,5	-15,76
Ember, Kaleng, Drum dan Wadah Sejenis dari Logam	9.485,1	7.630,3	-19,55	27.080,2	16.953,8	-37,39
Tangki, Tandon Air dan Wadah dari Logam	3.648,0	1.952,4	-46,48	20.062,1	7.613,6	-62,05
Peralatan Dapur dan Peralatan Meja dari Logam	1.904,1	2.083,2	9,41	14.264,3	14.080,2	-1,29
Alat Potong dan Perkakas Tangan Rumah Tangga	786,0	579,7	-26,25	11.144,3	6.944,1	-37,69
Barang dari Logam Bukan Aluminium Siap Pasang	2.163,9	1.725,0	-20,28	2.859,6	6.927,9	142,27
Barang dari Logam Aluminium Siap Pasang untuk Konstruksi	1.259,2	1.063,9	-15,51	7.774,3	6.241,8	-19,71
Senjata dan Amunisi	24,1	92,5	283,26	3.137,5	6.889,9	119,60
Brankas, Filling Kantor dan Sejenisnya	1.362,3	1.486,7	9,13	3.306,4	3.558,0	7,61
Keperluan Rumah Tangga dari Logam	120,6	188,8	56,50	1.275,6	1.412,5	10,73
Alat Potong dan Perkakas Tangan untuk Pertanian	30,0	47,5	58,52	175,1	276,7	58,07
Generator Uap, Bukan Ketel Pemanas	~0,0	0,1	725,23	0,5	1,8	280,24
Industri Komputer, Barang Elektronik dan Optik	120.346,2	165.009,2	37,11	4.676.884,1	4.412.675,3	-5,65
Peralatan Komunikasi	11.844,1	10.903,7	-7,94	1.376.040,4	1.054.824,5	-23,34
Semi Konduktor dan Komponen Elektronik Lainnya	30.230,6	77.602,8	156,70	1.055.344,3	1.252.282,4	18,66
Komputer dan Perlengkapan Komputer	29.972,6	25.028,7	-16,49	895.235,5	739.807,9	-17,36
Televisi dan Perlengkapan Televisi	28.026,7	30.631,2	9,29	669.914,0	701.777,8	4,76
Alat Ukur dan Alat Uji	6.009,3	5.943,3	-1,10	247.297,7	260.518,4	5,35
Peralatan Audio dan Video Elektronik Lainnya	11.232,0	12.189,9	8,53	252.398,1	217.378,4	-13,87
Peralatan Perekam, Penerima dan Pengganda Audio dan Video	1.296,6	1.098,8	-15,26	105.511,5	109.046,6	3,35
Tabung Elektron dan Konektor Elektronik	1.378,1	1.220,0	-11,47	44.870,6	39.587,0	-11,78
Peralatan Elektromedikal dan	110,4	133,5	20,92	13.703,3	13.928,9	1,65
Kamera Cinematografi Proyektor dan Perlengkapannya	108,3	67,9	-37,25	9.781,7	16.786,6	71,61
Peralatan Iradiasi/Sinar X, Perlengkapan dan Sejenisnya	30,3	23,6	-22,15	2.988,0	2.606,9	-12,76
Teropong dan Instrumen Optik Bukan Kaca Mata	14,7	26,3	79,47	1.957,3	1.818,7	-7,08
Media Magnetik dan Optik	91,1	136,0	49,29	1.411,3	2.168,9	53,68
Peralatan Fotografi	1,3	3,4	157,77	430,5	142,1	-66,98
Industri Peralatan Listrik	198.478,7	237.448,3	19,63	3.944.899,6	3.623.591,5	-8,14
Peralatan Listrik Lainnya	63.338,0	71.432,8	12,78	2.207.720,3	1.708.903,4	-22,59
Motor Listrik, Generator dan Transformator	33.032,1	38.750,8	17,31	914.512,6	929.457,4	1,63
Peralatan Rumah Tangga	55.960,0	70.264,4	25,56	475.971,8	554.990,9	16,60
Batu Baterai dan Akumulator Listrik	44.912,1	55.867,5	24,39	311.054,5	410.692,3	32,03
Kabel Serat Optik	1.236,4	1.132,9	-8,37	35.640,5	19.547,6	-45,15
Industri Mesin dan Perlengkapan Ytdl	233.398,8	218.914,8	-6,21	1.659.692,2	1.769.103,7	6,59
Mesin untuk Keperluan Umum	99.024,4	104.809,6	5,84	945.508,7	1.182.190,1	25,03
Mesin untuk Keperluan Khusus	134.374,4	114.105,2	-15,08	714.183,5	586.913,6	-17,82
Industri Kendaraan Bermotor, Trailer dan Semi Trailer	494.306,1	475.332,2	-3,84	4.498.039,3	4.449.407,7	-1,08
Kendaraan Bermotor Roda Empat atau Lebih	335.628,8	305.128,6	-9,09	3.295.667,9	3.119.987,8	-5,33
Suku Cadang dan Aksesori Kendaraan Bermotor Roda Empat atau Lebih	150.279,5	158.478,4	5,46	1.163.734,6	1.270.437,9	9,17
Karoseri Kendaraan Bermotor Roda Empat atau Lebih	5.407,2	9.074,9	67,83	16.115,5	39.201,3	143,25

https://www.bps.go.id

Lanjutan Tabel 3.3

Komoditas	Berat Bersih (ribu ton)		Perub	Nilai FOB (juta US$)		Perub
	Jan–Jun 2023	Jan–Jun 2024	%	Jan–Jun 2023	Jan–Jun 2024	%
(1)	(2)	(3)	(4)	(5)	(6)	(7)
Kursi untuk Kendaraan Bermotor Roda	2.990,5	2.650,3	-11,38	22.521,3	19.780,6	-12,17
Industri Alat Angkutan Lainnya	786.352,0	262.074,5	-66,67	2.011.963,0	1.904.171,8	-5,36
Suku Cadang Sepeda Motor Roda Dua dan Tiga	56.849,6	53.412,8	-6,05	633.286,0	591.544,8	-6,59
Sepeda Motor Roda Dua dan Tiga	52.525,6	46.535,4	-11,40	624.158,5	523.238,3	-16,17
Kapal Laut dan Sejenisnya	126.892,9	148.599,4	17,11	489.140,0	411.424,7	-15,89
Pesawat Udara dan Bagiannya	444,9	902,9	102,95	60.516,9	241.463,2	299,00
Suku Cadang Sepeda dan Sejenisnya	7.122,8	5.710,0	-19,83	81.812,1	66.679,2	-18,50
Sepeda dan Sejenisnya	2.832,9	3.156,3	11,42	67.619,2	55.732,7	-17,58
Kendaraan Tempur dan Bagiannya	533.866,9	0,4	-100,00	33.052,4	125,3	-99,62
Lokomotif dan Gerbong Kereta Serta Kelengkapannya	5.341,6	3.354,6	-37,20	18.927,6	12.753,0	-32,62
Perahu Layar dan Sejenisnya	164,6	34,3	-79,14	2.591,6	500,0	-80,71
Alat Angkutan Lainnya	279,7	332,5	18,88	601,3	500,2	-16,80
Suku Cadang Alat Angkutan Lainnya	30,5	35,9	17,79	257,5	210,3	-18,34
Industri Furnitur	250.826,5	240.451,9	-4,14	1.056.952,4	1.024.613,7	-3,06
Furnitur dari Kayu	185.663,4	171.590,2	-7,58	741.081,9	719.772,5	-2,88
Furnitur Lainnya	45.964,2	48.886,5	6,36	161.760,8	152.035,7	-6,01
Furnitur dari Logam	7.092,7	9.209,5	29,84	63.904,5	83.584,8	30,80
Furnitur dari Rotan atau Bambu	9.707,2	7.495,7	-22,78	68.585,3	48.415,9	-29,41
Furnitur dari Plastik	2.399,0	3.270,1	36,31	21.620,0	20.804,9	-3,77
Industri Pengolahan Lainnya	120.717,2	124.486,5	3,12	4.034.118,3	4.443.315,7	10,14
Barang Perhiasan dan Barang Berharga	1.150,2	2.390,7	107,86	2.816.865,4	3.289.503,4	16,78
Instrumen Alat Musik	20.065,3	21.019,1	4,75	312.263,4	291.126,2	-6,77
Barang Industri Kerajinan	45.379,2	42.426,5	-6,51	247.771,0	220.603,3	-10,96
Mainan Anak-Anak	16.147,1	17.676,2	9,47	201.631,3	211.475,9	4,88
Alat Olah Raga	4.976,5	5.055,5	1,59	132.899,7	126.301,2	-4,96
Peralatan Kedokteran dan Kedokteran Gigi	12.022,3	11.094,0	-7,72	130.436,6	119.938,9	-8,05
Kaca Mata dan Bagiannya	1.277,9	1.436,1	12,38	54.660,7	40.608,0	-25,71
Alat Permainan	4.907,2	5.526,4	12,62	36.575,7	43.830,2	19,83
Peralatan untuk Pelindung Keselamatan	2.998,4	3.229,9	7,72	36.970,8	35.033,8	-5,24
Alat Tulis dan Gambar	5.273,8	5.740,8	8,86	32.505,7	34.196,4	5,20
Produk Industri Lainnya	6.174,5	8.586,8	39,07	24.089,9	24.284,4	0,81
Pita Mesin Tulis/Gambar	344,8	304,5	-11,69	7.448,1	6.413,8	-13,89

https://www.bps.go.id

Tabel 3.4 Perkembangan Ekspor Komoditas Pertambangan
Januari–Juni 2023 dan 2024

Komoditas	Berat Bersih (ribu ton)		Perub	Nilai FOB (juta US$)		Perub
	Jan–Jun 2023	Jan–Jun 2024	%	Jan–Jun 2023	Jan–Jun 2024	%
(1)	(2)	(3)	(4)	(5)	(6)	(7)
Total Pertambangan	**257.659.444,0**	**273.018.785,8**	**5,96**	**27.207.097,3**	**23.070.141,7**	**-15,21**
Pertambangan Batu Bara dan Lignit	249.647.183,1	266.650.286,9	6,81	23.660.214,2	18.720.474,0	-20,88
Batu Bara	181.568.863,8	196.650.004,1	8,31	19.110.225,5	15.170.078,1	-20,62
Lignit	68.078.319,2	70.000.282,7	2,82	4.549.988,7	3.550.395,9	-21,97
Pertambangan Minyak Bumi dan Gas Alam dan Panas Bumi	~0,0	~0,0	1.260,62	~0,0	0,2	6.666,67
Bitumen	~0,0	~0,0	1.260,62	~0,0	0,2	6.666,67
Pertambangan Bijih Logam	3.749.396,7	1.408.142,3	-62,44	3.487.485,6	4.285.081,8	22,87
Bijih Tembaga	1.176.036,4	1.321.097,0	12,33	3.283.882,1	4.185.454,0	27,45
Bijih Zirconium, Niobium, dan Tantalum	40.029,6	44.338,7	10,77	76.231,0	79.231,8	3,94
Bijih Logam Lainnya	1.921.433,7	4,2	-100,00	68.118,9	16,8	-99,98
Bijih Seng	18.726,0	14.233,4	-23,99	17.593,1	8.798,4	-49,99
Bijih Besi	585.518,0	–	-100,00	30.627,5	–	-100,00
Bijih Timbal	7.653,1	7.194,0	-6,00	11.032,9	6.947,9	-37,03
Bijih Titanium	–	21.275,0	–	–	4.632,9	–
Pertambangan dan Penggalian Lainnya	4.262.864,3	4.960.356,6	16,36	59.397,5	64.585,7	8,73
Bahan Mineral Lainnya	649.939,7	888.696,2	36,74	16.851,6	21.172,1	25,64
Batu Kerikil	3.438.044,5	3.905.419,4	13,59	24.792,2	27.188,1	9,66
Tanah dan Tanah Liat	95.625,6	110.847,2	15,92	6.271,9	7.234,1	15,34
Zirconium Silikat	2.470,0	1.810,0	-26,72	5.776,9	3.879,6	-32,84
Batu Apung dan Sejenisnya	66.641,9	43.258,4	-35,09	4.188,8	3.230,3	-22,88
Aspal	985,1	1.201,8	22,00	163,0	201,2	23,40
Batu Hias dan Batu Bangunan	9.157,4	9.123,5	-0,37	1.353,0	1.680,3	24,19

https://www.bps.go.id

Tabel 3.5 Perkembangan Ekspor Komoditas Lainnya
Januari–Juni 2023 dan 2024

Komoditas	Berat Bersih (ribu ton)		Perub	Nilai FOB (juta US$)		Perub
	Jan–Jun 2023	Jan–Jun 2024	%	Jan–Jun 2023	Jan–Jun 2024	%
(1)	(2)	(3)	(4)	(5)	(6)	(7)
Total Lainnya	**67.425,7**	**76.812,4**	**13,92**	**174.181,0**	**190.379,6**	**9,30**
Pengadaan Listrik, Gas, Uap/Air Panas dan Udara Dingin	~0,0	1,4	4.423,11	0,1	3,1	3.765,48
Es	~0,0	1,3	4.341,44	0,1	2,7	3.320,05
Listrik	–	~0,0	–	–	0,1	–
Gas Alam dan Buatan	–	~0,0	–	–	0,2	–
Pengelolaan dan Daur Ulang Sampah	67.425,6	76.810,9	13,92	174.179,1	190.376,0	9,30
Barang Logam Daur Ulang	37.463,0	45.957,1	22,67	151.389,7	166.176,2	9,77
Barang Bukan Logam Daur Ulang	29.962,6	30.853,8	2,97	22.789,4	24.199,8	6,19
Peninggalan Sejarah/Cagar Budaya	~0,0	0,1	197,44	1,8	0,5	-72,55
Barang Antik dan Barang Koleksi	~0,0	0,1	197,44	1,8	0,5	-72,55
Pengumpulan Limbah dan Sampah	–	~0,0	–	–	~0,0	–
Pengumpulan Limbah Berbahaya	–	~0,0	–	–	~0,0	–

https://www.bps.go.id

Tabel 3.6 Perkembangan Ekspor Indonesia Menurut Komoditas dan Negara Tujuan
Januari–Juni 2023 dan 2024

Komoditas/Negara Tujuan	Berat Bersih (kg)		Perub	Nilai FOB (US$)		Perub
	Jan–Jun 2023	Jan–Jun 2024	%	Jan–Jun 2023	Jan–Jun 2024	%
(1)	(2)	(3)	(4)	(5)	(6)	(7)
Hasil Minyak	**4.417.622.725**	**3.970.045.088**	**-10,13**	**2.585.203.186**	**2.403.807.321**	**-7,02**
Japan	9.136.462	10.944.494	19,79	10.749.277	5.718.482	-46,80
Hong Kong	20.613	–	–	56.134	–	–
Korea, Republic of	155.714.881	100.202.614	-35,65	100.971.963	92.246.371	-8,64
Taiwan	11.533.601	950.163	-91,76	9.198.540	2.227.672	-75,78
China	151.759.586	201.771.524	32,95	70.722.269	72.910.519	3,09
Papua New Guinea	43.642	15.682	-64,07	114.506	46.307	-59,56
Thailand	8.827.050	2.408.580	-72,71	9.377.503	4.918.861	-47,55
Singapore	1.584.781.783	1.557.649.744	-1,71	825.155.070	961.067.379	16,47
Philippines	849.004	733.240	-13,64	1.495.622	1.275.602	-14,71
Malaysia	1.826.354.726	1.649.340.846	-9,69	1.053.080.502	936.787.413	-11,04
Myanmar	87.490.682	78.629	-99,91	69.466.238	156.623	-99,77
Cambodia	8.248.599	35.230	-99,57	6.787.616	63.775	-99,06
Brunei Darussalam	2.450	49	-98,00	1.089	3.479	219,43
Viet Nam	2.011.892	8.233.094	309,22	3.715.228	7.603.875	104,67
Maldives	101	10	-90,10	558	163	-70,79
India	2.185.200	22.658.534	936,91	2.539.685	8.128.635	220,06
Pakistan	35.142	52.384.016	148.963,80	93.006	44.565.454	47.816,58
Bangladesh	118.970.884	67.788.266	-43,02	83.452.132	55.816.337	-33,12
Sri Lanka	43.851.113	35	-100,00	36.421.055	304	-100,00
Iraq	72.179.680	1	-100,00	59.657.509	74	-100,00
Saudi Arabia	23.424	41	-99,82	61.661	695	-98,87
Israel	195	42	-78,59	3.058	1.128	-63,11
Kuwait	–	2	–	–	10	–
Lebanon	–	20	–	–	1.715	–
Yemen	–	30.698	–	–	68.985	–
Oman	35.096.314	25.030.619	-28,68	29.008.242	11.764.553	-59,44
Turkey	–	7.128	–	–	20.700	–
United Arab Emirates	448.671	526.831	17,42	1.146.841	1.604.555	39,91
Qatar	168.744	102.632	-39,18	1.784.048	1.036.300	-41,91
Bahrain	–	44.013.240	–	–	29.263.083	–
Libyan Arab Jamahiriya	2.369	3.127	32,01	12.521	14.782	18,05
Tanzania, United Rep. of	–	99.013	–	–	201.830	–
Mozambique	61.500	–	–	68.983	–	–
Liberia	46.317	61.653	33,11	85.337	107.338	25,78
Nigeria	17.213	–	–	36.568	–	–
South Africa	108.743	251.363	131,15	186.093	355.229	90,89
Malawi	67.200	–	–	68.074	–	–
Mauritius	7.128	17.488	145,33	28.080	67.392	140,00
Australia	219.776.801	17.571.763	-92,00	129.676.550	9.538.494	-92,64
New Zealand	20.164.645	124.302	-99,38	17.321.644	232.799	-98,66
Micronesia, Fed. States of	–	10	–	–	365	–
Guam	–	64.959.532	–	–	49.902.965	–
New Caledonia	4.307.959	–	–	3.764.917	–	–
Vanuatu	500.000	–	–	436.972	–	–
Fiji	3.100.000	–	–	2.709.228	–	–
East Timor	1.840.831	1.435.461	-22,02	1.997.095	1.794.484	-10,15
United States	157.128	20.005	-87,27	161.967	20.011	-87,64
Canada	–	10.560	–	–	14.256	–
Mexico	171.450	26.000	-84,84	142.216	27.300	-80,80
Guatemala	309.577	136.968	-55,76	562.345	366.681	-34,79
Honduras	55.886	–	–	142.579	–	–
Nicaragua	37.639	22.035	-41,46	97.384	58.179	-40,26
Panama	9.402	–	–	24.538	–	–
Chile	–	9.175	–	–	25.183	–
Brazil	172.724	6.300	-96,35	242.484	31.752	-86,91
Colombia	33.160	14.636	-55,86	81.760	34.348	-57,99
Uruguay	4.235.678	–	–	3.142.406	–	–
Ecuador	152.982	146.358	-4,33	212.772	345.253	62,26
Peru	84.104	46.602	-44,59	139.112	83.812	-39,75
Trinidad and Tobago	–	83.998.184	–	–	37.968.859	–
Dominican Republic	69.552	–	–	55.297	–	–
El Salvador	19.171	18.780	-2,04	48.328	51.230	6,00
Costa Rica	66.577	–	–	149.578	–	–
United Kingdom	242.090	604.014	149,50	234.059	573.988	145,23
Netherlands	41.889.961	55.537.980	32,58	48.095.231	64.645.972	34,41
France	41	–	–	74	–	–
Germany, Fed. Rep. of	59	40	-32,20	58	32	-44,83
Belgium	4	3	-24,10	57	169	193,96
Ireland	13	249	1.813,80	176	5.838	3.216,08
Italy	–	23	–	–	92	–
Spain	28.259	–	–	37.892	–	–
Kazakhstan	–	2.090	–	–	5.615	–
Lithuania	114.450	–	–	83.142	–	–
Russia Federation	37.674	15.374	-59,19	98.320	34.026	-65,39

https://www.bps.go.id

Lanjutan Tabel 3.6

Komoditas/Negara Tujuan	Berat Bersih (kg)		Perub	Nilai FOB (US$)		Perub
	Jan–Jun 2023	Jan–Jun 2024	%	Jan–Jun 2023	Jan–Jun 2024	%
(1)	(2)	(3)	(4)	(5)	(6)	(7)
Minyak Mentah	**1.468.172.673**	**1.788.853.435**	**21,84**	**876.880.370**	**1.136.999.929**	**29,66**
Japan	123.232.690	108.654.235	-11,83	71.402.233	70.345.743	-1,48
Korea, Republic of	41.282.501	84.400.112	104,45	16.538.910	52.006.546	214,45
China	61.602.443	25.990.996	-57,81	37.476.423	11.223.939	-70,05
Thailand	1.111.688.471	1.275.963.826	14,78	672.864.474	808.713.120	20,19
Singapore	94.376.203	225.607.154	139,05	56.445.735	150.640.949	166,88
Malaysia	27.324.002	8	-100,00	15.877.201	35	-100,00
Brunei Darussalam	–	26.950.000	–	–	15.226.635	–
Viet Nam	8.666.180	8.529.084	-1,58	6.275.153	6.052.610	-3,55
United Arab Emirates	3	–	–	50	–	–
Australia	–	32.758.020	–	–	22.790.352	–
East Timor	180	–	–	190	–	–
Gas Alam	**7.612.511.171**	**7.633.300.090**	**0,27**	**4.377.574.584**	**4.359.204.325**	**-0,42**
Japan	1.296.768.104	1.589.290.836	22,56	899.070.623	1.007.570.891	12,07
Korea, Republic of	1.537.048.980	1.567.882.295	2,01	755.829.491	736.390.469	-2,57
Taiwan	56.630.562	430.870.948	660,85	42.849.076	236.547.781	452,05
China	1.842.462.509	1.571.788.848	-14,69	1.175.207.830	919.534.246	-21,76
Thailand	323.589.304	321.600.865	-0,61	185.423.456	172.879.643	-6,76
Singapore	2.073.939.662	1.777.451.692	-14,30	1.075.304.915	1.070.219.373	-0,47
Philippines	–	64.715.276	–	–	50.297.448	–
Malaysia	110.747.552	56.431.622	-49,04	66.126.000	30.532.812	-53,83
Viet Nam	–	131.173.119	–	–	99.286.931	–
Pakistan	121.462.026	60.692.324	-50,03	82.384.374	31.533.160	-61,72
Bangladesh	59.337.471	–	–	33.690.671	–	–
Mexico	124.234.873	61.402.265	-50,58	20.483.226	4.411.571	-78,46
Croatia	66.290.128	–	–	41.204.923	–	–
Sayur-Sayuran	**28.241.269**	**32.788.641**	**16,10**	**40.643.936**	**64.503.808**	**58,70**
Japan	340.547	154.863	-54,53	655.242	312.049	-52,38
Hong Kong	78.770	138.381	75,68	50.335	108.908	116,37
Korea, Republic of	10.385	1.071	-89,68	54.687	15.908	-70,91
Taiwan	5.104.695	4.787.144	-6,22	1.761.471	1.702.819	-3,33
China	11.800.597	17.499.218	48,29	28.662.404	52.900.228	84,56
Macau	–	400	–	–	5.600	–
Papua New Guinea	2.104	2.027	-3,67	4.961	5.335	7,55
Thailand	621.710	330.687	-46,81	1.015.492	782.041	-22,99
Singapore	5.212.347	3.382.983	-35,10	4.661.314	3.724.713	-20,09
Philippines	342.970	1.869.958	445,23	719.957	1.993.532	176,90
Malaysia	4.210.834	4.067.636	-3,40	1.669.827	1.774.906	6,29
Cambodia	19.000	22.600	18,95	32.302	32.085	-0,67
Brunei Darussalam	–	20	–	–	512	–
Viet Nam	101.048	64.470	-36,20	141.888	92.743	-34,64
India	18.752	7.791	-58,45	440.787	239.790	-45,60
Pakistan	535	814	52,15	59.200	55.165	-6,82
Bangladesh	14.545	40	-99,72	21.838	4.863	-77,73
Saudi Arabia	29.632	27.319	-7,81	100.033	43.904	-56,11
Kuwait	–	2.685	–	–	6.847	–
Oman	–	248	–	–	949	–
United Arab Emirates	509	140	-72,50	1.256	452	-64,03
Qatar	461	1.659	259,87	2.491	5.768	131,59
Bahrain	55	325	490,91	140	1.253	794,50
Togo	1	–	–	10	–	–
Burkina Faso	4	–	–	30	–	–
Mauritius	938	–	–	5.100	–	–
Democratic Rep. of the Congo	5	–	–	50	–	–
Australia	21.499	30.003	39,56	220.494	328.098	48,80
New Zealand	–	10	–	–	132	–
Christmas Islands	–	118	–	–	69	–
East Timor	279.781	330.927	18,28	131.046	118.350	-9,69
United States	22	123	457,27	79	404	410,58
Mexico	1	–	–	6	–	–
Puerto Rico	–	17.870	–	–	35.754	–
United Kingdom	260	509	95,77	8.818	13.172	49,38
Netherlands	28.877	45.008	55,86	187.799	175.616	-6,49
France	205	1.314	540,15	31.059	13.089	-57,86
Germany, Fed. Rep. of	164	280	70,73	3.808	8.753	129,85
Belgium	20	–	–	11	–	–
Tembakau	**3.984.860**	**4.078.114**	**2,34**	**33.134.884**	**46.925.560**	**41,62**
Japan	–	2	–	–	2	–
Korea, Republic of	605.240	195.960	-67,62	273.085	113.657	-58,38
Taiwan	–	27.750	–	–	263.625	–
China	2	504.572	30.395.821,93	5	10.758.644	215.172.780,60
Papua New Guinea	–	60	–	–	7.657	–
Singapore	307.675	15.777	-94,87	45.020	55.981	24,35
Philippines	141.819	23.600	-83,36	3.459.766	947.242	-72,62

https://www.bps.go.id

Lanjutan Tabel 3.6

Komoditas/Negara Tujuan	Berat Bersih (kg)		Perub	Nilai FOB (US$)		Perub
	Jan–Jun 2023	Jan–Jun 2024	%	Jan–Jun 2023	Jan–Jun 2024	%
(1)	(2)	(3)	(4)	(5)	(6)	(7)
Malaysia	19.371	–	–	46.718	–	–
Cambodia	–	600	–	–	5.700	–
Sri Lanka	522.387	480.883	-7,95	7.734.427	6.984.660	-9,69
Turkey	25.866	9.000	-65,21	145.265	45.000	-69,02
United Arab Emirates	–	41.060	–	–	159.910	–
Egypt	65.744	157.378	139,38	49.467	139.991	183,00
Tunisia	100.000	200.000	100,00	223.000	830.000	272,20
Australia	7.048	7	-99,90	17.620	2.720	-84,56
United States	265.974	243.866	-8,31	2.766.079	2.466.600	-10,83
Honduras	18.028	77.974	332,51	137.726	1.285.573	833,43
Nicaragua	176.350	308.746	75,08	2.302.928	5.883.574	155,48
Brazil	9.000	9.000	0,00	135.500	139.850	3,21
Dominican Republic	679.995	575.342	-15,39	5.326.463	5.910.353	10,96
Netherlands	134.069	228.129	70,16	790.598	1.984.499	151,01
France	18.000	18.000	0,00	63.000	81.000	28,57
Germany, Fed. Rep. of	178.884	75.404	-57,85	4.362.775	3.352.835	-23,15
Belgium	451.367	437.632	-3,04	1.631.337	1.471.622	-9,79
Switzerland	~0	662	165.490,00	39	38.217	98.349,54
Finland	12.035	–	–	170.058	–	–
Italy	86.405	346.613	301,15	1.213.620	2.692.133	121,83
Spain	31.301	28.421	-9,20	1.331.287	1.055.297	-20,73
Hungary	109.300	57.600	-47,30	803.451	8.640	-98,92
Poland	9.000	–	–	62.550	–	–
Malta	10.000	–	–	43.100	–	–
Russia Federation	–	14.075	–	–	240.577	–
Jagung	**91.581.034**	**400.929**	**-99,56**	**28.777.543**	**343.290**	**-98,81**
Japan	43.000	45.500	5,81	25.430	18.936	-25,54
Hong Kong	–	9	–	–	108	–
Taiwan	221	23	-89,55	2.828	288	-89,81
China	1	–	–	2	–	–
Papua New Guinea	–	138	–	–	379	–
Thailand	2	24	1.493,33	16	255	1.493,31
Singapore	203.963	203.951	-0,01	144.270	184.395	27,81
Philippines	90.800.001	3	-100,00	28.314.964	27	-100,00
Malaysia	88.960	82.507	-7,25	77.297	108.421	40,27
Nepal	243.680	–	–	51.098	–	–
Viet Nam	50.045	200	-99,60	100.053	435	-99,57
Maldives	–	58	–	–	160	–
India	–	7	–	–	29	–
Saudi Arabia	29	–	–	560	–	–
Kuwait	207	–	–	2.592	–	–
Senegal	15	–	–	13	–	–
Australia	564	518	-8,30	7.056	6.408	-9,18
New Zealand	311	104	-66,67	3.888	1.296	-66,67
Vanuatu	5.660	3.168	-44,04	12.139	6.183	-49,06
East Timor	144.370	64.616	-55,24	35.328	15.116	-57,21
United States	5	–	–	10	–	–
Netherlands	–	105	–	–	855	–
Tanaman Berserat	**6.185.505**	**5.837.736**	**-5,62**	**8.168.469**	**5.645.938**	**-30,88**
Japan	34.275	41.580	21,32	102.537	77.968	-23,96
Hong Kong	2	1	-29,41	1	2	91,30
Korea, Republic of	2.806.700	2.630.000	-6,30	1.081.330	883.647	-18,28
Taiwan	27.526	15.168	-44,90	40.025	27.194	-32,06
China	440.081	290.515	-33,99	946.811	536.240	-43,36
Papua New Guinea	–	82	–	–	271	–
Thailand	56.347	99.844	77,20	159.593	274.231	71,83
Singapore	29.248	16.070	-45,06	54.330	26.686	-50,88
Philippines	1.252.573	599.635	-52,13	3.152.748	1.413.998	-55,15
Malaysia	322.890	303.725	-5,94	578.440	394.458	-31,81
Brunei Darussalam	–	3.282	–	–	4.893	–
Viet Nam	–	100	–	–	260	–
India	503.719	1.065.979	111,62	661.320	1.035.973	56,65
Pakistan	2.498	–	–	5.971	–	–
Bangladesh	508.516	690.545	35,80	972.455	815.293	-16,16
Sri Lanka	10.000	5.188	-48,12	8.000	3.719	-53,51
Turkey	7.200	7.232	0,44	23.040	21.695	-5,84
Cameroon	20.104	–	–	53.477	–	–
Australia	320	–	–	672	–	–
East Timor	266	986	270,91	484	5.515	1.039,41
United States	37.333	17	-99,96	72.285	45	-99,94
Canada	–	53	–	–	450	–
Costa Rica	15.651	7.747	-50,50	33.188	12.675	-61,81
United Kingdom	2	1	-50,00	2	3	50,00
Netherlands	16.887	15.338	-9,17	30.726	27.732	-9,74
France	84	175	109,62	530	1.001	88,85
Germany, Fed. Rep. of	26.330	25.338	-3,77	57.279	45.248	-21,00

https://www.bps.go.id

Komoditas/Negara Tujuan	Berat Bersih (kg)		Perub	Nilai FOB (US$)		Perub
	Jan–Jun 2023	Jan–Jun 2024	%	Jan–Jun 2023	Jan–Jun 2024	%
(1)	(2)	(3)	(4)	(5)	(6)	(7)
Belgium	19.269	–	–	41.427	–	–
Italy	40.575	19.108	-52,91	70.711	36.242	-48,75
Spain	–	28	–	–	500	–
Bulgaria	7.110	–	–	21.086	–	–
Umbi-Umbian	**8.095.367**	**5.845.512**	**-27,79**	**6.024.264**	**3.473.046**	**-42,35**
Japan	1.058.440	–	–	1.635.200	–	–
Hong Kong	406.008	229.417	-43,49	77.975	127.667	63,73
Korea, Republic of	47.473	–	–	72.030	–	–
Taiwan	40.617	57.806	42,32	93.475	101.025	8,08
China	165.329	25.000	-84,88	239.388	72.510	-69,71
Papua New Guinea	8.500	–	–	26.350	–	–
Thailand	32.000	–	–	64.000	–	–
Singapore	2.225.856	1.600.278	-28,11	2.433.060	1.824.958	-24,99
Malaysia	3.935.213	3.682.486	-6,42	1.219.916	1.026.091	-15,89
Cambodia	–	90	–	–	160	–
Brunei Darussalam	–	500	–	–	192	–
Saudi Arabia	453	679	50,10	1.600	2.302	43,95
United Arab Emirates	710	2.890	307,04	961	3.639	278,81
Qatar	472	20	-95,76	2.777	28	-98,99
Australia	25.431	44.558	75,21	60.871	194.151	218,95
New Zealand	–	15	–	–	77	–
United States	2.945	–	–	16.138	–	–
Netherlands	145.921	201.771	38,27	80.524	120.232	49,31
Switzerland	–	1	–	–	16	–
Tanaman Semusim Lainnya	**2.154.314**	**1.997.012**	**-7,30**	**2.166.627**	**1.941.923**	**-10,37**
Japan	–	81	–	–	50	–
Hong Kong	199.365	224.905	12,81	464.017	524.397	13,01
Korea, Republic of	22	14.100	65.377,85	4.653	3.102	-33,34
Taiwan	–	13.438	–	–	16.922	–
China	1	410	40.900,00	1	136	13.741,06
Papua New Guinea	164	256	55,96	716	1.235	72,47
Singapore	35.726	4.716	-86,80	42.259	39.563	-6,38
Philippines	–	5	–	–	53	–
Malaysia	534.898	203.577	-61,94	743.921	244.022	-67,20
Brunei Darussalam	28.000	38.000	35,71	315.000	348.165	10,53
India	–	10	–	–	14	–
Saudi Arabia	9.440	–	–	8.496	–	–
East Timor	1.324.350	1.484.884	12,12	555.639	694.747	25,04
United States	17.800	4.346	-75,58	28.743	62.925	118,92
France	4	–	–	2	–	–
Greece	4.545	8.285	82,30	3.180	6.592	107,33
Biji-Bijian	**2.597.588**	**3.742.290**	**44,07**	**1.686.752**	**3.780.928**	**124,15**
Japan	305.263	829.080	171,60	119.069	1.019.487	756,21
Hong Kong	601	596	-0,81	1.823	2.809	54,08
Korea, Republic of	993.044	1.087.980	9,56	520.219	532.676	2,39
Taiwan	–	176.945	–	–	258.550	–
China	882.290	1.163.864	31,91	78.059	135.847	74,03
Singapore	30.015	40.616	35,32	104.310	105.194	0,85
Malaysia	385.000	345.150	-10,35	858.779	1.608.762	87,33
Cambodia	–	333	–	–	585	–
Viet Nam	–	84.459	–	–	73.515	–
India	–	1	–	–	14	–
Saudi Arabia	–	9.688	–	–	33.422	–
Israel	–	1	–	–	250	–
United Arab Emirates	129	–	–	465	–	–
Qatar	110	–	–	683	–	–
Australia	–	350	–	–	1.840	–
East Timor	1.135	2.134	88,01	3.345	5.109	52,73
United States	–	1	–	–	3	–
Netherlands	–	1.092	–	–	2.838	–
France	–	~0	–	–	30	–
Bunga	**530.568**	**684.094**	**28,94**	**1.704.274**	**1.989.902**	**16,76**
Japan	162.338	240.435	48,11	807.741	1.023.463	26,71
Korea, Republic of	–	5.100	–	–	38.100	–
Taiwan	–	12.898	–	–	38.166	–
Papua New Guinea	200	–	–	908	–	–
Thailand	146.714	193.253	31,72	221.021	287.493	30,07
Singapore	126.097	125.934	-0,13	337.678	304.718	-9,76
Malaysia	67.622	68.513	1,32	200.899	218.399	8,71
Saudi Arabia	8.761	28.046	220,12	25.591	52.662	105,79
Australia	18.820	–	–	110.287	–	–
East Timor	15	2.395	15.866,67	150	4.871	3.147,53
United States	–	~0	–	–	3	–
Germany, Fed. Rep. of	–	7.520	–	–	22.027	–

https://www.bps.go.id

Lanjutan Tabel 3.6

Komoditas/Negara Tujuan	Berat Bersih (kg)		Perub	Nilai FOB (US$)		Perub
	Jan–Jun 2023	Jan–Jun 2024	%	Jan–Jun 2023	Jan–Jun 2024	%
(1)	(2)	(3)	(4)	(5)	(6)	(7)
Bibit Bunga	**686**	**389**	**-43,20**	**1.614.033**	**1.781.636**	**10,38**
Korea, Republic of	240	–	–	1.200	–	–
Thailand	19	–	–	75.300	–	–
Singapore	1	–	–	100	–	–
United Kingdom	13	53	294,52	106.992	455.091	325,35
Netherlands	411	337	-18,05	1.424.371	1.326.545	-6,87
Germany, Fed. Rep. of	2	–	–	6.070	–	–
Buah-Buahan Semusim	**896.199**	**418.146**	**-53,34**	**357.622**	**145.584**	**-59,29**
Japan	–	3	–	–	3	–
Singapore	25.520	24.276	-4,87	23.023	21.619	-6,10
Malaysia	823.025	355.111	-56,85	305.924	103.570	-66,15
Saudi Arabia	227	74	-67,55	319	91	-71,66
Qatar	–	126	–	–	184	–
Christmas Islands	29	34	17,24	37	19	-48,94
East Timor	47.399	38.517	-18,74	28.319	20.061	-29,16
Germany, Fed. Rep. of	–	5	–	–	38	–
Kopi	**134.452.863**	**91.624.359**	**-31,85**	**424.722.266**	**469.694.272**	**10,59**
Japan	6.700.040	6.036.017	-9,91	26.585.158	33.553.750	26,21
Hong Kong	414.684	260.773	-37,12	1.311.963	1.507.779	14,93
Korea, Republic of	1.341.061	958.270	-28,54	6.163.660	6.249.901	1,40
Taiwan	1.952.281	1.490.951	-23,63	8.132.401	8.034.242	-1,21
China	2.730.039	2.294.239	-15,96	10.588.810	15.165.531	43,22
Macau	96.000	37.800	-60,63	259.411	190.607	-26,52
Papua New Guinea	41	–	–	119	–	–
Thailand	26.262	410.491	1.463,09	172.976	1.826.587	955,98
Singapore	2.508.262	2.360.322	-5,90	6.829.085	10.502.882	53,80
Philippines	1.932.328	701.997	-63,67	4.542.861	3.018.806	-33,55
Malaysia	8.372.315	11.151.575	33,20	19.868.081	39.588.163	99,26
Cambodia	3.058	13.669	346,93	42.493	100.847	137,33
Brunei Darussalam	1.919	1.111	-42,07	14.349	8.513	-40,67
Viet Nam	3.922.040	2.588.040	-34,01	7.047.298	8.007.878	13,63
Maldives	–	242	–	–	3.115	–
India	12.210.861	5.499.629	-54,96	23.659.394	13.948.857	-41,04
Pakistan	6.000	–	–	15.300	–	–
Iran (Islamic Republic of)	288.675	602.200	108,61	694.050	2.713.644	290,99
Saudi Arabia	80.671	163.865	103,13	672.360	1.361.319	102,47
Israel	115.020	57.600	-49,92	530.743	339.782	-35,98
Kuwait	–	1.003	–	–	11.876	–
Jordan	389.700	–	–	961.289	–	–
Lebanon	621.300	10	-100,00	1.392.698	150	-99,99
Oman	60	90	50,00	1.287	180	-86,02
Turkey	663.405	7.072	-98,93	1.629.725	59.444	-96,35
United Arab Emirates	2.424.618	918.017	-62,14	6.893.369	4.551.704	-33,97
Qatar	3.025	446	-85,25	24.103	1.365	-94,34
Egypt	18.080.192	12.590.100	-30,37	43.246.309	51.279.501	18,58
Libyan Arab Jamahiriya	8.500	–	–	20.130	–	–
Morocco	3.492.200	955.200	-72,65	7.992.182	2.922.044	-63,44
Tunisia	306.600	40.000	-86,95	776.925	142.000	-81,72
Algeria	2.723.960	2.988.800	9,72	5.975.801	13.830.403	131,44
Madagascar	–	1	–	–	2	–
Congo	2.509	2.460	-1,94	41.747	42.025	0,67
Nigeria	–	7	–	–	186	–
South Africa	57.600	133.200	131,25	418.070	1.051.080	151,41
Democratic Rep. of the Congo	–	1.575	–	–	6.985	–
Australia	613.057	373.663	-39,05	3.326.021	2.757.530	-17,09
New Zealand	96.048	134.404	39,93	608.392	994.909	63,53
Kiribati	27	–	–	46	–	–
East Timor	12	–	–	15	–	–
United States	21.032.336	22.141.972	5,28	121.595.295	155.819.785	28,15
Canada	1.579.579	1.813.254	14,79	10.644.511	13.759.023	29,26
Mexico	1.123.600	57.600	-94,87	2.247.179	414.720	-81,54
Guatemala	511.200	–	–	1.007.134	–	–
Cape Verde	38.400	–	–	92.237	–	–
United Kingdom	2.382.887	1.074.838	-54,89	8.125.886	7.720.161	-4,99
Netherlands	2.483.412	879.210	-64,60	6.827.240	5.064.482	-25,82
France	245.833	61.190	-75,11	1.083.902	441.084	-59,31
Germany, Fed. Rep. of	3.957.026	2.491.304	-37,04	14.205.270	14.969.400	5,38
Belgium	1.736.750	1.976.540	13,81	9.044.248	14.355.963	58,73
Switzerland	100	103	2,50	993	1.896	90,94
Denmark	38.831	60.207	55,05	324.846	430.243	32,45
Norway	–	267	–	–	9.767	–
Sweden	–	21.607	–	–	111.293	–
Ireland	76.800	57.601	-25,00	501.390	416.678	-16,90
Italy	9.741.391	1.830.250	-81,21	21.351.966	6.475.074	-69,67
Spain	3.008.901	250.440	-91,68	5.032.115	1.136.909	-77,41

https://www.bps.go.id

Komoditas/Negara Tujuan	Berat Bersih (kg)		Perub	Nilai FOB (US$)		Perub
	Jan–Jun 2023	Jan–Jun 2024	%	Jan–Jun 2023	Jan–Jun 2024	%
(1)	(2)	(3)	(4)	(5)	(6)	(7)
Portugal	1.113.600	172.800	-84,48	2.512.141	690.854	-72,50
Greece	755.200	140.400	-81,41	1.639.539	604.548	-63,13
Poland	370.910	19.293	-94,80	719.793	78.416	-89,11
Romania	180.320	57.000	-68,39	388.232	213.978	-44,88
Bulgaria	211.535	199.200	-5,83	499.229	810.367	62,32
Albania	–	20	–	–	1.800	–
Armenia	787.805	538.800	-31,61	2.078.232	2.296.636	10,51
Ukraine	33	–	–	71	–	–
Latvia	7.950	–	–	82.124	–	–
Estonia	34.000	–	–	67.621	–	–
Georgia	6.090.220	3.071.400	-49,57	13.855.561	11.828.955	-14,63
Czech Republic	675	7.622	1.029,71	26.692	83.931	214,45
Russia Federation	4.759.200	1.926.603	-59,52	10.330.200	8.184.722	-20,77
Tanaman Tahunan Lainnya	**2.500.437.873**	**2.184.949.914**	**-12,62**	**293.901.583**	**269.711.862**	**-8,23**
Japan	2.215.842.563	2.030.155.138	-8,38	256.529.936	246.879.398	-3,76
Korea, Republic of	120.179.228	3.573	-100,00	13.683.686	1.680	-99,99
Taiwan	16.239	89.316	450,01	3.645	21.979	502,91
China	2.323.895	1.661.846	-28,49	721.135	727.314	0,86
Thailand	87.547.714	91.975.049	5,06	11.010.039	10.005.884	-9,12
Singapore	41.712.333	45.048.304	8,00	4.751.233	4.452.672	-6,28
Malaysia	3.618.001	3.294.583	-8,94	561.592	553.910	-1,37
Brunei Darussalam	24.000	–	–	12.190	–	–
Nepal	834	–	–	430	–	–
Viet Nam	135.000	236.450	75,15	59.033	183.524	210,88
India	563.007	438.082	-22,19	2.020.432	5.122.431	153,53
Pakistan	1.896.945	136.036	-92,83	655.257	72.141	-88,99
Sri Lanka	20.000	8.000	-60,00	76.450	30.977	-59,48
Afghanistan	75.000	–	–	33.000	–	–
Saudi Arabia	–	19.557	–	–	2.525	–
Turkey	–	3.883	–	–	1.922	–
Egypt	50.000	–	–	7.500	–	–
South Africa	4.400	–	–	18.233	–	–
Australia	20	11	-47,50	189	158	-16,67
United States	626	810	29,39	135.251	157.708	16,60
United Kingdom	–	16	–	–	3.645	–
Netherlands	13.186.351	36.093	-99,73	1.778.736	211.237	-88,12
France	3	–	–	4	–	–
Germany, Fed. Rep. of	25.000	35.200	40,80	92.114	123.601	34,18
Sweden	–	3.186	–	–	1.859	–
Italy	–	21	–	–	1	–
Portugal	12.542.001	11.804.641	-5,88	1.661.894	1.156.855	-30,39
Poland	674.715	–	–	89.603	–	–
Czech Republic	–	121	–	–	442	–
Buah-Buahan Tahunan	**384.948.746**	**480.062.231**	**24,71**	**133.761.664**	**250.705.936**	**87,43**
Japan	1.483.725	2.013.732	35,72	888.510	1.243.181	39,92
Hong Kong	9.478.477	5.136.505	-45,81	24.812.123	13.298.378	-46,40
Korea, Republic of	3.002	23.639	687,36	3.002	24.637	720,59
Taiwan	49.392	55.337	12,04	53.904	70.812	31,37
China	174.748.299	217.869.302	24,68	56.906.003	151.708.231	166,59
Papua New Guinea	2.502	836	-66,58	6.956	6.042	-13,14
Thailand	25.766.750	78.091.956	203,07	5.700.631	22.026.979	286,40
Singapore	3.195.633	3.355.571	5,00	2.536.197	2.430.076	-4,18
Philippines	84.476	76.662	-9,25	23.271	160.347	589,04
Malaysia	160.114.953	153.773.136	-3,96	31.696.835	33.827.762	6,72
Cambodia	878.681	494.557	-43,72	800.110	446.425	-44,20
Viet Nam	4.641.745	13.928.203	200,06	2.725.576	14.890.531	446,33
Maldives	66.359	2.000	-96,99	34.288	2.800	-91,83
India	182.049	310.335	70,47	534.814	770.309	44,03
Pakistan	–	37.450	–	–	108.560	–
Bangladesh	162.000	147.750	-8,80	147.885	138.071	-6,64
Sri Lanka	–	136.446	–	–	36.825	–
Saudi Arabia	498.786	395.036	-20,80	490.039	573.061	16,94
Kuwait	52.892	47.107	-10,94	118.117	98.089	-16,96
Jordan	120	29.175	24.212,50	540	34.294	6.250,74
Oman	455.708	655.995	43,95	421.075	672.841	59,79
Turkey	78.380	–	–	28.517	–	–
United Arab Emirates	2.044.891	2.432.840	18,97	2.539.174	2.938.686	15,73
Qatar	105.681	76.159	-27,94	152.586	140.639	-7,83
Bahrain	4.612	11.478	148,85	15.013	15.234	1,47
Tunisia	21.815	–	–	5.236	–	–
Cameroon	294	147	-50,00	43.560	24.948	-42,73
Nigeria	632	4.704	644,30	114.014	966.954	748,10
Democratic Rep. of the Congo	–	1.145	–	–	237.523	–
Australia	5.725	7.635	33,37	32.687	28.201	-13,73
New Zealand	–	430	–	–	1.660	–
Vanuatu	36	72	100,00	300	600	100,00

https://www.bps.go.id

Lanjutan Tabel 3.6

Komoditas/Negara Tujuan	Berat Bersih (kg)		Perub	Nilai FOB (US$)		Perub
	Jan–Jun 2023	Jan–Jun 2024	%	Jan–Jun 2023	Jan–Jun 2024	%
(1)	(2)	(3)	(4)	(5)	(6)	(7)
Christmas Islands	1.296	457	-64,74	2.123	534	-74,87
East Timor	44.976	29.304	-34,84	50.416	33.947	-32,67
United States	94.077	1.455	-98,45	96.323	7.315	-92,41
Canada	636	13.690	2.052,55	7.291	121.758	1.570,03
Guatemala	270	–	–	28.874	–	–
Honduras	1.383	–	–	169.970	–	–
Venezuela	237	–	–	45.000	–	–
Colombia	906	–	–	125.799	–	–
Peru	425	811	90,82	70.559	153.600	117,69
Dominican Republic	26.800	263.870	884,59	26.799	121.035	351,63
United Kingdom	85.560	103.750	21,26	378.400	500.107	32,16
Netherlands	330.018	142.228	-56,90	703.226	758.991	7,93
France	107.301	128.605	19,85	522.272	781.113	49,56
Germany, Fed. Rep. of	55.921	218.289	290,35	406.261	828.039	103,82
Belgium	–	1.062	–	–	242.251	–
Switzerland	2.104	2.621	24,57	19.492	25.162	29,09
Denmark	19.500	91	-99,54	26.000	129	-99,50
Norway	–	9.576	–	–	23.940	–
Finland	380	200	-47,37	929	522	-43,81
Italy	4.966	1.994	-59,83	27.006	15.007	-44,43
Spain	–	822	–	–	8.663	–
Greece	19.510	–	–	22.500	–	–
Hungary	4.250	–	–	10.229	–	–
Bulgaria	3.368	–	–	39.177	–	–
Czech Republic	2.679	12.574	369,33	9.953	39.969	301,58
Russia Federation	14.569	15.490	6,32	142.101	121.162	-14,74
Tanaman Obat, Aromatik, dan Rempah-	**147.316.129**	**132.043.160**	**-10,37**	**246.876.447**	**195.053.574**	**-20,99**
Japan	292.016	421.043	44,18	3.265.192	3.911.688	19,80
Hong Kong	66.888	48.837	-26,99	54.080	115.252	113,11
Korea, Republic of	251.874	234.074	-7,07	1.437.577	1.105.534	-23,10
Taiwan	603.660	726.732	20,39	820.151	1.101.683	34,33
China	24.950.845	22.179.499	-11,11	63.975.124	48.928.854	-23,52
Papua New Guinea	~0	–	–	2	–	–
Thailand	1.054.825	678.800	-35,65	3.479.869	3.029.573	-12,94
Singapore	3.187.749	321.934	-89,90	3.864.310	1.567.599	-59,43
Philippines	3.000	1.559	-48,04	13.926	18.900	35,72
Malaysia	10.144.152	4.964.510	-51,06	9.318.362	3.796.186	-59,26
Myanmar	22.716	22.830	0,50	222.936	73.206	-67,16
Cambodia	–	109	–	–	394	–
Brunei Darussalam	17.802	2.516	-85,87	26.446	20.565	-22,24
Nepal	1.177.570	1.247.320	5,92	1.344.959	1.059.412	-21,23
Bhutan	–	27.500	–	–	22.000	–
Viet Nam	2.058.996	4.627.507	124,75	11.532.126	11.796.772	2,29
Maldives	299.676	230.177	-23,19	517.678	326.845	-36,86
India	14.253.790	11.232.559	-21,20	32.425.593	25.646.873	-20,91
Pakistan	13.306.009	4.968.467	-62,66	8.802.869	5.068.442	-42,42
Bangladesh	17.002.028	11.337.635	-33,32	18.348.979	11.926.623	-35,00
Sri Lanka	985.500	10.000	-98,99	902.673	7.440	-99,18
Afghanistan	–	417.307	–	–	238.880	–
Iraq	786.300	25.970	-96,70	391.664	33.516	-91,44
Iran (Islamic Republic of)	41.336.717	57.908.162	40,09	29.339.138	33.367.154	13,73
Saudi Arabia	625.045	380.888	-39,06	1.071.925	813.291	-24,13
Israel	25.600	55.064	115,09	188.079	288.648	53,47
Kuwait	1.407	20.710	1.371,93	7.035	53.727	663,70
Jordan	10.000	10.000	0,00	47.000	66.000	40,43
Lebanon	26.010	3.000	-88,47	129.659	17.700	-86,35
Yemen	33.860	–	–	28.822	–	–
Oman	–	1.700	–	–	354	–
Syria Arab Republic	42.000	40.430	-3,74	208.919	194.510	-6,90
Turkey	48.271	124.900	158,75	190.919	566.770	196,86
United Arab Emirates	5.081.480	1.843.813	-63,72	5.755.620	1.739.637	-69,77
Qatar	2.702	6.836	153,03	18.789	28.664	52,56
Bahrain	20.792	17.849	-14,15	102.680	93.930	-8,52
Cyprus	–	17.000	–	–	43.475	–
Egypt	107.310	89.783	-16,33	146.759	350.068	138,53
Libyan Arab Jamahiriya	19.500	41.840	114,56	43.550	49.334	13,28
Morocco	69.688	45.819	-34,25	905.528	554.730	-38,74
Algeria	75.000	–	–	400.650	–	–
Sudan	9.425	–	–	38.298	–	–
Ethiopia	19.800	6.700	-66,16	61.905	21.440	-65,37
Nigeria	14.619	41.859	186,34	50.460	127.838	153,35
Senegal	25.480	–	–	221.695	–	–
Djibouti	46.150	27.000	-41,50	193.095	108.950	-43,58
South Africa	400	100	-75,00	1.130	210	-81,42
Mauritius	600	–	–	7.455	–	–
Democratic Rep. of the Congo	38.150	47.250	23,85	199.406	191.904	-3,76
Australia	33.883	15.242	-55,02	169.171	126.902	-24,99

https://www.bps.go.id

Komoditas/Negara Tujuan	Berat Bersih (kg)		Perub	Nilai FOB (US$)		Perub
	Jan–Jun 2023	Jan–Jun 2024	%	Jan–Jun 2023	Jan–Jun 2024	%
(1)	(2)	(3)	(4)	(5)	(6)	(7)
New Zealand	12	84	595,83	78	1.752	2.145,99
East Timor	6.817	12.442	82,51	6.513	8.722	33,92
United States	5.996.902	4.742.087	-20,92	24.634.224	19.263.942	-21,80
Canada	59.350	121.983	105,53	676.227	709.418	4,91
Mexico	18.100	17.000	-6,08	95.688	73.270	-23,43
Guatemala	–	8.500	–	–	61.220	–
Suriname	1.828	2.945	61,13	21.379	10.589	-50,47
Chile	–	5.300	–	–	74.730	–
Venezuela	18.000	–	–	69.102	–	–
Argentina	68.600	63.193	-7,88	236.647	258.812	9,37
Brazil	505.790	280.819	-44,48	2.466.996	868.403	-64,80
Colombia	5.000	2.321	-53,59	42.550	15.200	-64,28
Uruguay	3.500	10.850	210,00	32.006	56.268	75,80
Peru	–	14.000	–	–	123.000	–
Dominican Republic	7.000	24.625	251,79	61.530	193.951	215,21
Martinique	130	–	–	5.327	–	–
Guadeloupe	421	486	15,44	23.130	42.970	85,78
United Kingdom	66.207	73.503	11,02	328.521	411.108	25,14
Netherlands	674.106	619.327	-8,13	4.615.649	4.117.720	-10,79
France	291.973	203.240	-30,39	1.958.554	1.157.456	-40,90
Germany, Fed. Rep. of	605.412	612.201	1,12	5.613.258	4.632.075	-17,48
Austria	10.180	6.885	-32,37	25.574	15.382	-39,85
Belgium	52.137	13.752	-73,62	598.385	157.803	-73,63
Switzerland	21	1	-95,17	4.082	172	-95,79
Denmark	–	~0	–	–	~0	–
Norway	19.000	26.012	36,91	96.387	126.774	31,53
Sweden	2.516	13.215	425,24	16.164	92.814	474,20
Italy	251.817	162.292	-35,55	1.943.736	1.167.219	-39,95
Spain	67.350	54.290	-19,39	428.023	350.725	-18,06
Portugal	98.980	105.000	6,08	596.531	548.055	-8,13
Greece	84.270	38.420	-54,41	427.059	156.108	-63,45
Hungary	2.333	6.080	160,59	23.341	40.560	73,77
Poland	32.380	80.277	147,92	237.939	565.388	137,62
Romania	–	18.650	–	–	88.400	–
Albania	–	27	–	–	2.484	–
Armenia	2.010	–	–	13.611	–	–
Kazakhstan	3.500	10.100	188,57	25.925	23.150	-10,70
Moldova, Republic of	–	32	–	–	2.560	–
Ukraine	1.037	2.200	112,15	8.285	10.450	26,13
Latvia	26.150	11.600	-55,64	40.866	29.662	-27,42
Estonia	20.000	4	-99,98	166.500	475	-99,71
Georgia	–	3.300	–	–	16.677	–
Slovakia	7.997	55	-99,31	76.359	4.661	-93,90
Czech Republic	54.762	152.488	178,46	465.316	690.005	48,29
Rep. of Macedonia	1.006	–	–	8.828	–	–
Russia Federation	70.252	50.744	-27,77	513.956	281.974	-45,14
Cengkeh	**7.186.673**	**14.608.328**	**103,27**	**44.211.714**	**112.421.465**	**154,28**
Japan	39.590	33.090	-16,42	308.944	264.561	-14,37
Hong Kong	18.520	8.970	-51,57	25.895	49.677	91,84
Korea, Republic of	13.176	18.122	37,54	87.986	161.128	83,13
Taiwan	44.170	42.601	-3,55	187.731	192.852	2,73
China	1.197.439	1.651.668	37,93	4.806.456	7.866.294	63,66
Thailand	41.435	126.571	205,47	281.533	943.091	234,98
Singapore	182.174	375.942	106,36	1.486.507	3.198.041	115,14
Philippines	–	30	–	–	293	–
Malaysia	83.993	241.567	187,60	539.481	1.660.203	207,74
Myanmar	24.020	53.000	120,65	177.795	459.155	158,25
Nepal	30.660	44.377	44,74	140.871	312.668	121,95
Viet Nam	109.225	502.193	359,78	820.265	2.979.864	263,28
Maldives	1.930	1.930	0,00	8.800	8.800	0,00
India	533.997	2.831.834	430,31	2.888.371	25.115.386	769,53
Pakistan	470.460	654.170	39,05	2.573.423	3.786.661	47,14
Bangladesh	915.740	1.246.076	36,07	5.922.668	8.178.255	38,08
Afghanistan	–	7.698	–	–	19.554	–
Iraq	55.000	55.175	0,32	61.943	351.330	467,18
Iran (Islamic Republic of)	151.625	210.420	38,78	833.695	1.506.468	80,70
Saudi Arabia	770.890	1.666.730	116,21	6.247.908	15.090.800	141,53
Israel	65.930	49.381	-25,10	272.577	306.873	12,58
Kuwait	21.000	69.660	231,71	197.499	620.568	214,21
Jordan	60.010	11.000	-81,67	87.812	99.000	12,74
Lebanon	53.515	4.600	-91,40	112.809	11.040	-90,21
Yemen	–	11.000	–	–	89.150	–
Syria Arab Republic	207.730	73.640	-64,55	474.530	277.126	-41,60
Turkey	53.790	239.450	345,16	434.168	2.125.519	389,56
United Arab Emirates	399.125	1.204.546	201,80	3.178.490	10.258.597	222,75
Qatar	33.200	49.980	50,54	203.740	392.130	92,47
Bahrain	23.590	15.131	-35,86	178.325	94.695	-46,90

https://www.bps.go.id

Lanjutan Tabel 3.6

Komoditas/Negara Tujuan	Berat Bersih (kg)		Perub	Nilai FOB (US$)		Perub
	Jan–Jun 2023	Jan–Jun 2024	%	Jan–Jun 2023	Jan–Jun 2024	%
(1)	(2)	(3)	(4)	(5)	(6)	(7)
Cyprus	–	7.000	–	–	59.705	–
Egypt	70.720	263.107	272,04	175.460	1.613.746	819,73
Libyan Arab Jamahiriya	10.000	32.500	225,00	83.000	286.446	245,12
Morocco	26.000	117.070	350,27	231.939	1.011.388	336,06
Tunisia	–	22.580	–	–	196.968	–
Algeria	12.000	48.620	305,17	99.300	450.640	353,82
Sudan	71.720	44.800	-37,53	632.588	308.928	-51,16
Eritrea	–	20.680	–	–	191.500	–
Ethiopia	21.090	60.228	185,58	100.056	362.830	262,63
Somalia	–	10.500	–	–	91.350	–
Togo	–	27.030	–	–	232.458	–
Congo	300	–	–	80	–	–
Nigeria	–	106.780	–	–	858.400	–
Senegal	2.000	21.200	960,00	14.300	147.603	932,19
Mauritania	–	5.230	–	–	52.776	–
Benin	27.020	–	–	204.232	–	–
Djibouti	36.050	–	–	317.149	–	–
South Africa	–	9.000	–	–	13.572	–
Mauritius	150	6.000	3.900,00	1.403	57.110	3.972,01
Australia	20.200	50.850	151,73	61.532	403.091	555,09
United States	262.744	493.202	87,71	2.516.123	4.525.188	79,85
Canada	62.879	96.429	53,36	341.991	564.168	64,97
Mexico	62.200	261.722	320,77	146.896	2.274.585	1.448,43
Guatemala	–	12.000	–	–	107.952	–
Suriname	–	400	–	–	4.940	–
Chile	91.425	99.500	8,83	757.413	882.934	16,57
Venezuela	3.000	12.000	300,00	26.346	101.400	284,88
Argentina	10.000	19.478	94,78	45.407	150.560	231,58
Brazil	39.200	25.909	-33,91	168.094	310.094	84,48
Colombia	23.000	51.981	126,00	207.575	432.177	108,20
Uruguay	–	2.700	–	–	26.380	–
Ecuador	–	60.700	–	–	552.306	–
Peru	327.400	466.500	42,49	2.837.188	4.280.216	50,86
Dominican Republic	5.000	152.540	2.950,80	44.700	1.369.989	2.964,85
El Salvador	–	12.000	–	–	112.347	–
Costa Rica	3.000	–	–	20.850	–	–
Haiti	25.500	153.575	502,25	219.300	1.372.155	525,70
United Kingdom	41.005	19.309	-52,91	310.349	160.442	-48,30
Netherlands	149.700	21.334	-85,75	655.346	61.027	-90,69
France	40.001	35.099	-12,25	345.202	370.250	7,26
Germany, Fed. Rep. of	10.226	54.500	432,96	30.498	305.060	900,25
Norway	1.000	–	–	9.400	–	–
Italy	26.700	24.905	-6,72	218.596	185.941	-14,94
Spain	–	2.940	–	–	19.714	–
Greece	1.500	–	–	13.800	–	–
Hungary	–	1.200	–	–	10.140	–
Poland	11.000	4.000	-63,64	100.630	38.400	-61,84
Romania	1.000	15.010	1.401,00	8.732	125.873	1.341,51
Bulgaria	10.000	5.000	-50,00	91.000	49.250	-45,88
Kazakhstan	9.000	12.000	33,33	87.750	104.700	19,32
Ukraine	–	1.800	–	–	20.715	–
Estonia	–	11.000	–	–	124.245	–
Georgia	–	16.750	–	–	152.775	–
Slovakia	5.000	–	–	59.458	–	–
Slovenia	2.000	9.560	378,00	9.240	38.752	319,39
Russia Federation	64.011	99.559	55,53	478.570	828.503	73,12
Lada Putih	**6.365.704**	**9.049.783**	**42,16**	**33.897.870**	**47.355.667**	**39,70**
Japan	457.956	544.112	18,81	3.115.867	3.647.442	17,06
Hong Kong	2.283	25.874	1.033,48	10.858	179.911	1.556,87
Korea, Republic of	340	14.000	4.012,45	2.365	84.000	3.451,23
Taiwan	396.787	488.924	23,22	2.321.598	2.957.293	27,38
China	1.002.503	1.169.083	16,62	3.757.265	4.362.900	16,12
Thailand	175.000	250.000	42,86	1.155.670	1.542.890	33,51
Singapore	336.093	532.810	58,53	1.946.935	3.371.365	73,16
Philippines	23.750	–	–	131.520	–	–
Malaysia	317.325	408.533	28,74	1.800.488	2.509.262	39,37
Nepal	115.325	90.378	-21,63	637.638	464.538	-27,15
Viet Nam	770.183	1.792.070	132,68	3.931.898	7.940.351	101,95
India	895.401	926.041	3,42	3.432.434	3.640.786	6,07
Pakistan	21.672	99.597	359,57	36.458	329.094	802,67
Bangladesh	–	17.430	–	–	31.227	–
Iraq	–	490	–	–	1.176	–
Israel	1.000	6.987	598,74	5.600	39.280	601,43
United Arab Emirates	28.002	14.000	-50,00	146.524	79.100	-46,02
Morocco	11.040	2.350	-78,71	53.933	11.750	-78,21
Ethiopia	13.110	11.072	-15,55	45.733	34.608	-24,33
Djibouti	–	27.000	–	–	140.000	–

https://www.bps.go.id

Komoditas/Negara Tujuan	Berat Bersih (kg)		Perub	Nilai FOB (US$)		Perub
	Jan–Jun 2023	Jan–Jun 2024	%	Jan–Jun 2023	Jan–Jun 2024	%
(1)	(2)	(3)	(4)	(5)	(6)	(7)
Mauritius	25	–	–	205	–	–
East Timor	200	3	-98,50	100	2	-98,50
United States	1.163.235	1.420.941	22,15	6.992.650	8.461.022	21,00
Canada	5.998	–	–	30.321	–	–
Dominican Republic	9.000	–	–	49.986	–	–
United Kingdom	25	75.000	299.900,00	300	438.325	146.008,33
Netherlands	203.490	144.000	-29,23	1.522.909	1.174.940	-22,85
France	150.037	440.037	193,29	1.058.074	2.651.638	150,61
Germany, Fed. Rep. of	252.425	527.895	109,13	1.634.542	3.136.973	91,92
Italy	–	15.956	–	–	95.655	–
Spain	2.000	–	–	13.250	–	–
Greece	6.500	5.000	-23,08	33.248	29.000	-12,78
Slovenia	5.000	–	–	29.500	–	–
Russia Federation	–	200	–	–	1.140	–
Biji Kakao	**9.483.372**	**8.549.793**	**-9,84**	**27.055.528**	**39.950.123**	**47,66**
Japan	10.395	1.963	-81,12	53.100	9.186	-82,70
China	10	–	–	105	–	–
Singapore	1.558	525	-66,30	11.766	6.636	-43,60
Philippines	300.000	–	–	888.750	–	–
Malaysia	8.994.470	8.522.936	-5,24	25.517.451	39.742.410	55,75
Australia	–	1	–	–	14	–
United States	115.392	19	-99,98	373.517	23	-99,99
Netherlands	35.826	16.813	-53,07	126.239	140.578	11,36
France	–	4	–	–	12	–
Germany, Fed. Rep. of	330	7.526	2.180,61	1.452	51.234	3.428,29
Belgium	25.340	–	–	81.629	–	–
Switzerland	6	1	-81,25	19	4	-80,77
Italy	45	–	–	1.500	–	–
Poland	–	1	–	–	11	–
Latvia	–	4	–	–	15	–
Lada Hitam	**4.530.948**	**6.636.685**	**46,47**	**17.498.569**	**27.469.725**	**56,98**
Japan	74.210	60.193	-18,89	325.257	395.839	21,70
Hong Kong	51.557	26.700	-48,21	205.115	116.487	-43,21
Korea, Republic of	–	96.000	–	–	379.140	–
Taiwan	159.430	148.180	-7,06	637.000	584.143	-8,30
China	820.043	843.417	2,85	3.534.487	3.803.905	7,62
Thailand	150.000	200.000	33,33	656.813	842.839	28,32
Singapore	121.104	374.834	209,51	439.957	1.754.986	298,90
Philippines	20.000	–	–	74.424	–	–
Malaysia	254.094	62.341	-75,47	588.251	186.542	-68,29
Viet Nam	1.164.431	1.747.794	50,10	4.230.479	7.335.606	73,40
India	414.906	541.957	30,62	1.752.573	1.872.220	6,83
Pakistan	108.000	53.472	-50,49	364.876	167.985	-53,96
Saudi Arabia	–	33.000	–	–	115.500	–
Turkey	50.000	–	–	42.400	–	–
United Arab Emirates	52.002	–	–	249.596	–	–
Egypt	–	18.378	–	–	55.998	–
Mauritius	1.500	–	–	8.100	–	–
Australia	160	–	–	645	–	–
United States	676.236	1.572.724	132,57	2.716.270	6.142.547	126,14
Canada	5.242	2.994	-42,89	30.955	20.142	-34,93
Mexico	–	1.533	–	–	9.060	–
Argentina	–	3.000	–	–	4.717	–
Dominican Republic	19.500	8.347	-57,19	69.288	41.130	-40,64
United Kingdom	2.000	–	–	11.876	–	–
Netherlands	66.985	178.000	165,73	304.403	807.050	165,13
France	153.013	293.034	91,51	621.347	1.180.423	89,98
Germany, Fed. Rep. of	31.000	206.264	565,37	168.522	958.915	469,01
Spain	–	4.523	–	–	30.325	–
Greece	15.500	35.000	125,81	36.425	194.850	434,94
Slovenia	20.000	–	–	72.000	–	–
Russia Federation	100.036	125.000	24,96	357.510	469.377	31,29
Lada Lainnya	**1.191.933**	**3.008.741**	**152,43**	**4.865.245**	**11.083.208**	**127,80**
Japan	3.000	1.748	-41,73	59.250	34.318	-42,08
Taiwan	685	1.004	46,68	2.085	4.662	123,55
China	858.665	2.215.686	158,04	2.591.575	7.092.326	173,67
Thailand	–	21.400	–	–	30.780	–
Singapore	3.349	2.349	-29,84	8.465	6.581	-22,25
Malaysia	8.226	6.205	-24,57	40.351	24.504	-39,27
Nepal	500	–	–	2.635	–	–
Viet Nam	–	294.580	–	–	689.845	–
India	271.215	334.835	23,46	1.839.014	2.502.949	36,10
Pakistan	5.460	24.890	355,86	20.746	59.049	184,62
Bangladesh	2.997	31.079	937,01	40.634	143.081	252,12
Saudi Arabia	–	1	–	–	20	–

https://www.bps.go.id

Lanjutan Tabel 3.6

Komoditas/Negara Tujuan	Berat Bersih (kg)		Perub	Nilai FOB (US$)		Perub
	Jan–Jun 2023	Jan–Jun 2024	%	Jan–Jun 2023	Jan–Jun 2024	%
(1)	(2)	(3)	(4)	(5)	(6)	(7)
Kuwait	–	500	–	–	2.786	–
Jordan	1.000	–	–	6.000	–	–
United Arab Emirates	1.000	14.000	1.300,00	1.340	70.950	5.194,78
Morocco	–	8.811	–	–	55.900	–
Djibouti	24.025	42.000	74,82	116.275	220.800	89,90
Australia	–	47	–	–	292	–
East Timor	3.367	390	-88,42	1.795	407	-77,35
United States	625	250	-60,00	14.118	4.879	-65,44
United Kingdom	750	–	–	9.858	–	–
Netherlands	–	4.000	–	–	76.128	–
France	20	1	-94,95	96	1	-99,00
Germany, Fed. Rep. of	5.050	750	-85,15	76.759	31.268	-59,27
Italy	–	4.215	–	–	31.683	–
Spain	2.000	–	–	34.250	–	–
Karet Alam	**2.207.699**	**373.856**	**-83,07**	**2.367.255**	**423.285**	**-82,12**
Japan	5	21	320,00	703	111	-84,20
China	864.240	–	–	798.657	–	–
Thailand	41	–	–	1.100	–	–
Singapore	59	131	123,63	17.838	425	-97,62
Malaysia	15.000	–	–	12.000	–	–
Viet Nam	256.325	8.500	-96,68	589.985	50.140	-91,50
Turkey	448.500	43.000	-90,41	412.630	43.860	-89,37
Egypt	107.500	–	–	91.375	–	–
East Timor	29	200	589,66	68	282	313,68
Brazil	150.500	171.500	13,95	127.925	174.715	36,58
United Kingdom	150.500	3	-100,00	127.495	1.679	-98,68
France	–	1	–	–	69	–
Italy	215.000	150.500	-30,00	187.480	152.005	-18,92
Tanaman Hortikultura Lainnya	**1.512.934**	**2.718.631**	**79,69**	**6.558.833**	**6.361.396**	**-3,01**
Japan	34.571	40.582	17,39	397.319	312.256	-21,41
Hong Kong	3.390	4.905	44,70	66.558	216.863	225,83
Korea, Republic of	761.952	762.951	0,13	641.416	600.668	-6,35
Taiwan	35.889	2.736	-92,38	43.751	26.910	-38,49
China	275.253	1.342.214	387,63	149.708	652.618	335,93
Thailand	1.725	2.958	71,49	36.427	72.330	98,56
Singapore	46.764	23.152	-50,49	953.565	367.297	-61,48
Philippines	809	4.386	442,18	13.213	19.528	47,79
Malaysia	29.018	6.112	-78,94	22.392	8.224	-63,27
Cambodia	240	265	10,42	32.918	36.414	10,62
Brunei Darussalam	47	25	-46,81	680	827	21,72
Nepal	5	–	–	1.302	–	–
Viet Nam	129	54	-58,25	8.128	5.476	-32,63
India	319	233	-27,03	22.940	23.398	1,99
Iraq	58	14.148	24.292,92	705	12.676	1.697,75
Saudi Arabia	56.769	311.689	449,05	47.741	152.566	219,57
Kuwait	10.102	235	-97,67	13.511	8.915	-34,02
Jordan	–	33	–	–	1.212	–
Oman	23	406	1.658,53	569	5.127	800,84
Turkey	18.040	261	-98,55	16.674	4.684	-71,91
United Arab Emirates	43.000	34.546	-19,66	12.060	58.060	381,43
Qatar	17	1.364	8.165,45	210	12.758	5.983,69
Bahrain	25	1.801	7.104,80	1.725	6.849	297,05
Namibia	–	10	–	–	139	–
Madagascar	–	48	–	–	534	–
Nigeria	–	65	–	–	2.870	–
Cote D'Ivoire	65	–	–	5.268	–	–
South Africa	471	508	7,83	56.707	74.422	31,24
Zambia	271	94	-65,54	5.457	2.072	-62,03
Mauritius	4	–	–	160	–	–
Australia	5.987	683	-88,60	204.147	173.707	-14,91
New Zealand	5	2	-52,22	5.070	1.504	-70,34
United States	46.725	36.752	-21,34	1.042.560	1.010.507	-3,07
Canada	7.347	8.220	11,88	161.131	193.930	20,36
Suriname	1.200	–	–	16.504	–	–
Chile	1.000	1.035	3,53	160.229	204.377	27,55
Barbados	–	4	–	–	311	–
United Kingdom	1.588	5.800	265,28	24.299	97.092	299,57
Netherlands	87.437	72.604	-16,96	2.145.342	1.755.061	-18,19
France	411	402	-2,38	3.781	5.425	43,47
Germany, Fed. Rep. of	22.138	9.770	-55,87	98.552	96.952	-1,62
Austria	6	–	–	120	–	–
Belgium	221	–	–	4.348	–	–
Sweden	5	–	–	2	–	–
Italy	14.232	10.247	-28,00	40.846	16.342	-59,99
Spain	450	14.041	3.022,68	7.495	45.169	502,69
Portugal	24	5	-79,17	648	148	-77,16

https://www.bps.go.id

Komoditas/Negara Tujuan	Berat Bersih (kg)		Perub	Nilai FOB (US$)		Perub
	Jan–Jun 2023	Jan–Jun 2024	%	Jan–Jun 2023	Jan–Jun 2024	%
(1)	(2)	(3)	(4)	(5)	(6)	(7)
Hungary	–	67	–	–	1.590	–
Poland	2.038	672	-67,00	29.440	30.643	4,08
Kazakhstan	180	–	–	4.925	–	–
Uzbekistan	10	–	–	205	–	–
Estonia	13	–	–	50	–	–
Czech Republic	1.382	578	-58,19	30.923	12.169	-60,65
Russia Federation	1.582	1.969	24,50	27.111	30.778	13,52
Tanaman Hias	**1.272.760**	**1.633.703**	**28,36**	**879.789**	**1.019.803**	**15,91**
Japan	585.152	534.847	-8,60	746.293	881.937	18,18
Taiwan	37.038	16.472	-55,53	33.164	10.560	-68,16
Malaysia	649.415	1.081.855	66,59	87.604	126.145	44,00
Saudi Arabia	14	–	–	632	–	–
Qatar	74	–	–	551	–	–
Australia	1.067	–	–	11.546	–	–
East Timor	–	505	–	–	355	–
Uruguay	–	23	–	–	806	–
Sarang Burung	**706.641**	**604.728**	**-14,42**	**309.511.075**	**282.840.726**	**-8,62**
Japan	132	73	-45,22	69.750	41.293	-40,80
Hong Kong	388.368	234.688	-39,57	42.678.138	38.228.098	-10,43
Taiwan	4.618	4.449	-3,65	760.606	680.083	-10,59
China	183.789	189.362	3,03	225.952.338	214.150.981	-5,22
Macau	–	33	–	–	35.020	–
Singapore	14.813	19.266	30,06	6.790.379	8.607.132	26,75
Philippines	11	4	-63,64	1.200	350	-70,83
Malaysia	12.201	5.656	-53,64	537.166	286.357	-46,69
Cambodia	–	21	–	–	1.260	–
Lao People'S Dem. Rep.	123	33	-73,06	6.043	8.320	37,69
Viet Nam	91.063	138.793	52,41	24.435.653	12.188.378	-50,12
United Arab Emirates	29	1	-96,55	1.650	250	-84,85
Australia	1.202	1.081	-10,04	1.347.150	1.028.252	-23,67
United States	9.101	10.267	12,81	6.250.557	7.030.073	12,47
Canada	1.096	874	-20,28	629.504	487.371	-22,58
France	94	128	35,64	50.641	67.509	33,31
Germany, Fed. Rep. of	1	–	–	302	–	–
Babi	**7.687.116**	**–**	**–**	**20.668.095**	**–**	**–**
Singapore	7.687.116	–	–	20.668.095	–	–
Ternak Lainnya	**1.004.933**	**1.928.683**	**91,92**	**2.512.117**	**4.369.323**	**73,93**
Japan	600	284	-52,65	20.014	13.975	-30,18
Hong Kong	1.762	8.746	396,38	2.090	30.621	1.365,10
Korea, Republic of	14	63	354,92	191	672	252,21
Taiwan	2.078	1.206	-41,97	11.240	10.234	-8,95
China	48	20	-57,81	232	313	34,79
Thailand	187	212	13,67	1.330	1.549	16,51
Singapore	192.937	1.264.737	555,52	804.548	2.676.092	232,62
Philippines	310	977	215,16	1.431	5.877	310,81
Malaysia	103.094	293.534	184,72	182.732	263.528	44,22
Myanmar	20.942	4.590	-78,08	345.580	620.300	79,50
Cambodia	10	69	590,00	177	280	57,98
Brunei Darussalam	278	38.755	13.850,68	1.636	230.005	13.961,92
Lao People'S Dem. Rep.	1.000	–	–	7.000	–	–
Viet Nam	56	31	-44,64	252	600	138,10
India	118	15	-87,29	450	75	-83,33
Pakistan	20	–	–	4.000	–	–
Sri Lanka	–	104	–	–	591	–
Iraq	–	1	–	–	500	–
Iran (Islamic Republic of)	–	3	–	–	29	–
Saudi Arabia	19.478	1.000	-94,87	244.923	5.271	-97,85
Kuwait	91	118	29,84	1.755	6.681	280,77
United Arab Emirates	367	1.200	226,84	15.682	13.822	-11,86
Qatar	19	80	321,05	198	636	222,03
Bahrain	–	11	–	–	75	–
Egypt	–	17	–	–	100	–
Morocco	50	–	–	670	–	–
Kenya	–	14	–	–	100	–
Cote D'Ivoire	778	5.950	664,78	4.128	6.400	55,06
Senegal	408	1.750	328,92	786	3.680	368,25
Uganda	60	–	–	260	–	–
South Africa	250	15	-94,00	666	64	-90,38
Zimbabwe	35	–	–	98	–	–
Australia	16.800	–	–	61.320	–	–
East Timor	640.438	301.291	-52,96	745.776	376.501	-49,52
United States	1.207	2.576	113,50	31.674	42.756	34,99
Canada	123	282	128,81	1.868	5.899	215,75
Mexico	–	10	–	–	75	–

https://www.bps.go.id

Lanjutan Tabel 3.6

Komoditas/Negara Tujuan	Berat Bersih (kg)		Perub	Nilai FOB (US$)		Perub
	Jan–Jun 2023	Jan–Jun 2024	%	Jan–Jun 2023	Jan–Jun 2024	%
(1)	(2)	(3)	(4)	(5)	(6)	(7)
Brazil	73	84	15,07	250	274	9,60
United Kingdom	625	179	-71,41	4.799	19.083	297,68
Netherlands	67	17	-74,00	433	4.800	1.009,83
France	10	4	-61,67	75	61	-18,72
Germany, Fed. Rep. of	111	259	134,04	856	4.548	431,31
Belgium	2	15	650,00	23	100	336,15
Switzerland	–	3	–	–	134	–
Italy	95	60	-36,84	1.013	3.105	206,67
Spain	85	23	-72,94	670	186	-72,24
Hungary	14	13	-3,66	60	472	686,00
Poland	77	47	-38,43	251	298	19,07
Bulgaria	–	1	–	–	30	–
Azerbaijan	3	3	0,00	8	54	577,88
Kazakhstan	~0	3	1.100,00	6	22	275,00
Uzbekistan	127	50	-60,63	3.500	1.355	-61,29
Czech Republic	52	157	203,10	4.220	6.130	45,24
Russia Federation	35	102	191,80	3.251	11.370	249,78
Reptil	**82.740**	**75.525**	**-8,72**	**1.567.260**	**1.320.554**	**-15,74**
Japan	1.520	1.141	-24,95	240.990	245.497	1,87
Hong Kong	143	153	6,99	69.858	38.565	-44,79
Korea, Republic of	20.114	9.503	-52,76	103.463	42.083	-59,33
Taiwan	273	1.164	326,37	40.098	55.757	39,05
China	423	859	103,07	14.287	15.000	4,99
Singapore	57.846	59.002	2,00	175.350	182.280	3,95
Philippines	19	–	–	10.020	–	–
Malaysia	5	54	980,00	3.300	23.653	616,76
Saudi Arabia	55	–	–	1.400	–	–
United Arab Emirates	5	17	240,00	10.340	18.800	81,82
Qatar	–	1	–	–	27	–
South Africa	–	50	–	–	2.206	–
Mauritius	1	–	–	500	–	–
United States	1.608	2.841	76,68	720.059	512.934	-28,77
Canada	75	92	22,67	2.000	13.858	592,88
Panama	11	14	27,27	1.330	2.085	56,77
Suriname	–	22	–	–	145	–
United Kingdom	18	64	255,56	16.570	32.115	93,81
Germany, Fed. Rep. of	187	241	28,64	36.574	37.557	2,69
Italy	220	85	-61,36	13.755	4.573	-66,75
Kazakhstan	17	15	-11,76	6.355	7.825	23,13
Czech Republic	173	184	6,88	95.599	74.675	-21,89
Russia Federation	28	23	-17,86	5.413	10.922	101,77
Satwa Liar	**8.110**	**362**	**-95,53**	**1.768.997**	**59.577**	**-96,63**
Japan	284	177	-37,74	5.065	8.277	63,41
India	–	62	–	–	18.950	–
Bangladesh	88	–	–	5.550	–	–
Iraq	–	7	–	–	10.050	–
Lebanon	144	62	-56,94	77.800	15.580	-79,97
Turkey	76	–	–	8.490	–	–
United States	7.500	1	-99,99	1.664.755	480	-99,97
United Kingdom	10	–	–	1.120	–	–
Netherlands	–	20	–	–	225	–
Germany, Fed. Rep. of	6	–	–	517	–	–
Norway	–	4	–	–	1.500	–
Uzbekistan	–	20	–	–	1.040	–
Czech Republic	2	10	400,00	5.700	3.475	-39,04
Gaharu	**702.557**	**477.930**	**-31,97**	**7.859.440**	**6.414.628**	**-18,38**
Japan	–	100	–	–	30.000	–
Korea, Republic of	75.000	37.528	-49,96	942.600	586.750	-37,75
Taiwan	1.086	24	-97,75	108.850	1.933	-98,22
China	60.052	32.500	-45,88	25.560	13.000	-49,14
Thailand	24	220	816,67	1.000	2.500	150,00
Singapore	48.835	63.310	29,64	529.548	523.336	-1,17
Malaysia	645	5.371	732,71	31.450	26.569	-15,52
Brunei Darussalam	5	–	–	500	–	–
Viet Nam	1.330	1.742	30,98	12.950	18.130	40,00
India	14.420	–	–	53.900	–	–
Saudi Arabia	284.847	209.308	-26,52	4.903.013	3.726.010	-24,01
Kuwait	3.164	5.773	82,44	71.939	109.819	52,66
Oman	–	905	–	–	6.335	–
United Arab Emirates	57.473	56.701	-1,34	728.085	1.182.137	62,36
Qatar	1.676	1.398	-16,62	119.891	101.709	-15,17
Bahrain	1.000	–	–	6.000	–	–
Libyan Arab Jamahiriya	–	38.000	–	–	59.500	–
Morocco	1.000	50	-95,00	13.620	400	-97,06
Sudan	113.000	15.000	-86,73	249.000	22.500	-90,96

https://www.bps.go.id

Lanjutan Tabel 3.6

Komoditas/Negara Tujuan	Berat Bersih (kg)		Perub	Nilai FOB (US$)		Perub
	Jan–Jun 2023	Jan–Jun 2024	%	Jan–Jun 2023	Jan–Jun 2024	%
(1)	(2)	(3)	(4)	(5)	(6)	(7)
Cameroon	39.000	10.000	-74,36	61.534	4.000	-93,50
Bambu	**1.068.954**	**755.421**	**-29,33**	**869.889**	**519.612**	**-40,27**
Hong Kong	1.580	–	–	4.740	–	–
Korea, Republic of	–	154	–	–	777	–
Taiwan	3.105	1.215	-60,87	2.990	1.170	-60,87
China	13.257	15.678	18,26	5.877	79.557	1.253,69
Singapore	70.191	17.501	-75,07	16.979	3.737	-77,99
Philippines	–	95.407	–	–	48.087	–
Malaysia	150	8.185	5.356,67	459	3.867	742,41
Maldives	18.500	23.780	28,54	7.300	14.948	104,77
India	18.496	9.823	-46,89	123.645	3.724	-96,99
Pakistan	27.000	50.248	86,10	2.000	7.605	280,24
Iran (Islamic Republic of)	–	30	–	–	228	–
Saudi Arabia	97.306	61.449	-36,85	15.660	12.636	-19,31
Kuwait	–	4.000	–	–	7.720	–
Lebanon	100	–	–	422	–	–
Oman	13.125	–	–	5.565	–	–
United Arab Emirates	45.080	30.500	-32,34	11.210	6.607	-41,06
Qatar	–	8.750	–	–	7.000	–
Mauritius	–	505	–	–	372	–
Australia	403.734	109.582	-72,86	348.841	91.329	-73,82
United States	12.341	7.772	-37,02	4.609	2.759	-40,13
United Kingdom	10.143	7.586	-25,21	11.280	11.738	4,06
Netherlands	191.799	96.746	-49,56	165.489	78.485	-52,57
France	106.377	185.029	73,94	89.258	108.285	21,32
Germany, Fed. Rep. of	873	–	–	2.007	–	–
Belgium	3.853	–	–	3.983	–	–
Denmark	250	2.000	700,00	26	1.047	3.926,80
Italy	11.054	7.440	-32,69	22.474	15.807	-29,66
Spain	12.531	1.163	-90,72	10.849	1.986	-81,69
Portugal	432	–	–	100	–	–
Greece	532	–	–	159	–	–
Poland	1.599	–	–	4.882	–	–
Bulgaria	522	953	82,74	687	982	42,90
Albania	5.025	9.925	97,53	8.398	9.162	9,10
Hasil Hutan Lainnya	**341.035**	**338.898**	**-0,63**	**501.530**	**570.569**	**13,77**
Japan	440	–	–	258	–	–
Korea, Republic of	30	–	–	300	–	–
Taiwan	8.764	570	-93,50	9.009	285	-96,84
China	178.730	175.869	-1,60	174.061	178.857	2,76
Thailand	–	4.000	–	–	15.869	–
Singapore	47.533	11.972	-74,81	64.560	89.840	39,16
Malaysia	4.404	1.365	-69,01	13.098	2.621	-79,99
Cambodia	2.002	8.213	310,24	4.004	11.106	177,37
Viet Nam	–	53.680	–	–	74.834	–
Pakistan	–	9.758	–	–	4.879	–
Sri Lanka	3.000	12.000	300,00	11.459	47.518	314,68
Saudi Arabia	15.000	34.575	130,50	6.000	13.830	130,50
Oman	–	1.000	–	–	4.005	–
United Arab Emirates	49.189	6.220	-87,35	126.408	3.200	-97,47
Egypt	–	100	–	–	1.805	–
Reunion	–	30	–	–	18	–
Mauritius	435	15.000	3.348,28	1.145	105.000	9.071,75
Australia	543	56	-89,69	612	77	-87,46
New Zealand	46	–	–	327	–	–
United States	3.701	2.891	-21,88	4.806	12.313	156,19
Bahamas	–	23	–	–	279	–
Cayman Islands	209	30	-85,65	700	209	-70,11
United Kingdom	1.301	7	-99,45	5.030	103	-97,95
France	2.942	50	-98,30	370	4	-98,92
Germany, Fed. Rep. of	20.400	–	–	70.739	–	–
Belgium	260	550	111,54	1.019	587	-42,37
Italy	750	–	–	495	–	–
Spain	1.046	814	-22,19	6.098	3.253	-46,66
Portugal	–	125	–	–	76	–
Albania	30	–	–	180	–	–
Czech Republic	280	–	–	853	–	–
Kayu Lainnya	**250.596**	**33.067**	**-86,80**	**849.719**	**690.578**	**-18,73**
Hong Kong	–	100	–	–	600	–
Korea, Republic of	–	1.000	–	–	25.000	–
Taiwan	659	663	0,61	6.995	10.120	44,67
China	237.875	22.159	-90,68	708.590	471.760	-33,42
Singapore	10.913	7.079	-35,13	121.918	158.228	29,78
Malaysia	–	500	–	–	1.500	–
Viet Nam	500	1.548	209,60	3.500	23.220	563,43

https://www.bps.go.id

Lanjutan Tabel 3.6

Komoditas/Negara Tujuan	Berat Bersih (kg)		Perub	Nilai FOB (US$)		Perub
	Jan–Jun 2023	Jan–Jun 2024	%	Jan–Jun 2023	Jan–Jun 2024	%
(1)	(2)	(3)	(4)	(5)	(6)	(7)
Saudi Arabia	350	–	–	4.200	–	–
Kuwait	290	–	–	4.408	–	–
United Arab Emirates	–	14	–	–	140	–
Qatar	9	–	–	108	–	–
Canada	–	4	–	–	10	–
Kayu Bakar	**54.210**	**49.084**	**-9,46**	**65.883**	**45.700**	**-30,63**
Japan	10.564	2.949	-72,08	15.964	2.508	-84,29
China	500	43.600	8.620,00	20.450	27.870	36,28
Singapore	27.286	46	-99,83	3.505	140	-95,99
Cameroon	15.480	–	–	15.040	–	–
Italy	379	2.489	556,25	10.925	15.182	38,96
Getah Karet dan Sejenisnya	**21.693.205**	**21.412.941**	**-1,29**	**27.145.784**	**25.722.446**	**-5,24**
Japan	44.020	57.231	30,01	187.670	163.936	-12,65
Hong Kong	659	3.330	405,31	15.055	167	-98,89
Korea, Republic of	25.251	39.600	56,83	89.374	100.785	12,77
Taiwan	92.150	33.947	-63,16	242.812	84.273	-65,29
China	1.185.749	871.556	-26,50	2.949.417	2.341.285	-20,62
Macau	218	120	-44,83	775	240	-69,04
Papua New Guinea	11	444	3.885,64	17	3.118	18.198,06
Thailand	282.950	200.281	-29,22	432.803	314.257	-27,39
Singapore	536.648	409.136	-23,76	1.660.860	1.228.216	-26,05
Philippines	58.300	48.300	-17,15	119.790	85.020	-29,03
Malaysia	552.255	591.481	7,10	481.955	509.955	5,81
Myanmar	–	14.000	–	–	28.700	–
Lao People'S Dem. Rep.	–	197	–	–	610	–
Nepal	502.000	31.500	-93,73	113.762	20.346	-82,12
Viet Nam	2.329.982	2.596.986	11,46	2.529.938	2.475.280	-2,16
India	11.078.145	11.193.819	1,04	12.124.488	11.584.626	-4,45
Pakistan	417.147	890.248	113,41	301.995	643.861	113,20
Bangladesh	1.949.778	1.518.970	-22,10	1.379.381	1.115.681	-19,12
Sri Lanka	476.328	427.856	-10,18	198.569	195.595	-1,50
Iraq	–	8.681	–	–	6.555	–
Saudi Arabia	809.884	1.098.428	35,63	899.183	1.308.031	45,47
Lebanon	1.000	–	–	2.485	–	–
Yemen	31.040	16.000	-48,45	66.478	19.300	-70,97
Oman	8.535	1.700	-80,08	2.561	354	-86,19
Syria Arab Republic	15.500	19.000	22,58	22.338	38.215	71,08
Turkey	17.000	4.000	-76,47	42.058	9.040	-78,51
United Arab Emirates	452.359	571.429	26,32	292.479	548.890	87,67
Egypt	169.780	151.440	-10,80	359.513	253.708	-29,43
Libyan Arab Jamahiriya	54.975	6.435	-88,30	53.363	5.100	-90,44
Morocco	53.565	60.000	12,01	62.259	61.603	-1,05
Tunisia	34.500	78.150	126,52	29.250	96.605	230,27
Sudan	128.840	28.970	-77,51	187.451	72.350	-61,40
Ethiopia	42.000	66.000	57,14	152.450	165.760	8,73
Mauritania	–	8.280	–	–	18.407	–
Djibouti	66.090	78.760	19,17	142.288	126.253	-11,27
Australia	250	1.860	644,00	755	8.055	966,82
East Timor	–	113	–	–	1.096	–
United States	22.014	13.352	-39,35	95.786	31.470	-67,15
Canada	–	350	–	–	1.470	–
Chile	–	500	–	–	7.500	–
Paraguay	–	180	–	–	810	–
Peru	1.000	–	–	5.000	–	–
Trinidad and Tobago	2.500	–	–	22.708	–	–
Bahamas	–	7	–	–	83	–
United Kingdom	25.960	36.376	40,12	469.919	738.370	57,13
Netherlands	86	22.625	26.086,34	6.125	157.788	2.476,11
France	1.028	9.001	775,58	35.124	91.801	161,37
Germany, Fed. Rep. of	95.519	81.305	-14,88	546.988	322.380	-41,06
Belgium	22.500	–	–	146.250	–	–
Switzerland	100	200	100,00	3.925	7.886	100,92
Italy	85.370	110.790	29,78	518.820	659.180	27,05
Spain	20.220	10.000	-50,54	151.572	68.000	-55,14
Greece	–	5	–	–	438	–
Hasil Hutan Bukan Kayu Lainnya	**1.221.673**	**2.608.116**	**113,49**	**1.518.702**	**1.598.437**	**5,25**
Japan	596.710	454.327	-23,86	1.193.060	905.825	-24,08
Korea, Republic of	10.060	15.013	49,24	52.978	17.487	-66,99
Taiwan	95.943	13.210	-86,23	23.099	2.966	-87,16
China	185.260	2.013.858	987,04	77.523	439.283	466,65
Thailand	9.097	–	–	4.549	–	–
Singapore	6	51	786,69	40	108	171,70
Malaysia	100.000	90.960	-9,04	22.802	32.718	43,49
India	14.440	14.767	2,26	50.540	176.460	249,15
Pakistan	205.040	–	–	59.760	–	–

https://www.bps.go.id

Komoditas/Negara Tujuan	Berat Bersih (kg)		Perub	Nilai FOB (US$)		Perub
	Jan–Jun 2023	Jan–Jun 2024	%	Jan–Jun 2023	Jan–Jun 2024	%
(1)	(2)	(3)	(4)	(5)	(6)	(7)
Australia	3.612	2.464	-31,78	19.989	13.617	-31,88
United States	–	2.866	–	–	8.951	–
Canada	–	600	–	–	1.023	–
Netherlands	497	–	–	9.198	–	–
Germany, Fed. Rep. of	1.000	–	–	4.918	–	–
Belgium	9	–	–	247	–	–
Ikan Segar / Dingin Hasil Tangkap	**22.855.728**	**27.207.849**	**19,04**	**50.660.243**	**63.657.296**	**25,66**
Japan	726.417	913.290	25,73	4.685.067	5.424.414	15,78
Hong Kong	307.595	445.767	44,92	1.479.512	1.664.302	12,49
Korea, Republic of	6.226	4.518	-27,43	27.727	19.413	-29,98
Taiwan	629.819	740.681	17,60	2.267.386	3.017.754	33,09
China	159.163	745.213	368,21	702.746	5.067.804	621,14
Thailand	4.138	50.168	1.112,50	15.232	409.883	2.590,97
Singapore	7.654.467	7.786.538	1,73	18.975.162	17.603.893	-7,23
Philippines	8.992	14.843	65,07	70.590	40.657	-42,40
Malaysia	12.957.589	15.381.021	18,70	19.214.132	21.370.040	11,22
Viet Nam	25.000	58.759	135,04	157.227	166.353	5,80
India	–	2.652	–	–	22.240	–
Saudi Arabia	115.672	193.357	67,16	482.053	786.228	63,10
Kuwait	–	84.128	–	–	721.732	–
Oman	–	406	–	–	1.217	–
United Arab Emirates	2.169	81.141	3.641,24	15.878	413.629	2.505,09
Qatar	–	1.616	–	–	14.660	–
Australia	81.289	152.964	88,17	935.205	1.564.574	67,30
American Samoa	–	1.009	–	–	17.003	–
East Timor	–	72.781	–	–	150.439	–
United States	149.004	445.554	199,02	1.372.569	4.905.709	257,41
Canada	17.093	17.390	1,74	209.742	154.381	-26,40
United Kingdom	10.650	8.626	-19,00	45.051	38.953	-13,54
France	389	–	–	4.463	–	–
Germany, Fed. Rep. of	57	4.256	7.406,77	501	62.757	12.422,80
Italy	–	1.170	–	–	19.260	–
Kepiting	**6.674.521**	**11.657.141**	**74,65**	**39.546.917**	**64.392.285**	**62,83**
Japan	1.830	1.025	-43,99	25.690	22.351	-13,00
Hong Kong	191.276	248.626	29,98	1.182.101	2.255.117	90,77
Korea, Republic of	552	645	16,74	9.249	7.511	-18,79
Taiwan	85.862	108.574	26,45	546.122	920.090	68,48
China	3.951.885	7.098.143	79,61	28.147.336	45.690.646	62,33
Macau	–	125	–	–	101	–
Thailand	3.391	802	-76,36	34.328	4.691	-86,34
Singapore	509.528	572.874	12,43	2.448.260	3.123.248	27,57
Philippines	5	~0	-98,50	42	124	195,24
Malaysia	1.925.003	3.620.082	88,06	7.038.755	12.215.966	73,55
Brunei Darussalam	–	175	–	–	842	–
Viet Nam	803	–	–	3.291	–	–
India	–	3	–	–	418	–
Pakistan	–	14	–	–	52	–
Bangladesh	11	17	50,08	225	151	-33,09
Iraq	3	12	300,00	25	188	647,69
Iran (Islamic Republic of)	5	3	-40,00	20	5	-75,04
Saudi Arabia	–	7	–	–	50	–
Israel	3	9	200,00	270	1.704	530,96
Kuwait	53	30	-44,37	848	550	-35,18
Jordan	18	6	-65,84	121	131	8,32
Lebanon	9	1	-89,35	65	14	-78,50
Turkey	4	1	-73,90	420	36	-91,43
United Arab Emirates	89	41	-53,55	444	272	-38,81
Qatar	4	1	-65,73	135	25	-81,41
Bahrain	–	3	–	–	38	–
Cyprus	–	7	–	–	44	–
Egypt	30	–	–	51	–	–
Morocco	–	4	–	–	38	–
Algeria	3	–	–	10	–	–
Reunion	–	11	–	–	332	–
South Africa	2	10	407,30	3	51	1.504,70
United States	1.061	1.987	87,30	17.169	36.082	110,15
Canada	231	343	48,38	3.823	8.124	112,48
Argentina	47	90	92,42	503	701	39,30
Peru	3	10	224,51	7	379	5.557,85
United Kingdom	383	607	58,67	9.303	12.988	39,61
Netherlands	142	301	111,77	4.131	7.488	81,26
France	287	239	-16,79	2.469	1.741	-29,48
Germany, Fed. Rep. of	362	858	136,77	28.855	34.534	19,68
Belgium	83	71	-14,53	1.192	1.325	11,12
Switzerland	139	168	21,57	2.936	3.753	27,83
Luxembourg	–	57	–	–	1.513	–

https://www.bps.go.id

Lanjutan Tabel 3.6

Komoditas/Negara Tujuan	Berat Bersih (kg)		Perub	Nilai FOB (US$)		Perub
	Jan–Jun 2023	Jan–Jun 2024	%	Jan–Jun 2023	Jan–Jun 2024	%
(1)	(2)	(3)	(4)	(5)	(6)	(7)
Denmark	23	2	-93,33	33	31	-5,42
Norway	–	3	–	–	19	–
Finland	–	3	–	–	4	–
Ireland	–	36	–	–	683	–
Italy	19	118	520,12	491	1.462	197,78
Spain	118	131	11,33	1.387	1.767	27,46
Portugal	51	34	-33,09	700	437	-37,55
Greece	32	8	-73,20	157	65	-58,91
Hungary	14	–	–	123	–	–
Poland	603	242	-59,93	8.640	11.930	38,08
Bulgaria	23	30	31,36	158	581	267,76
Azerbaijan	–	3	–	–	62	–
Kazakhstan	4	5	33,26	207	92	-55,70
Georgia	6	–	–	50	–	–
Malta	30	–	–	285	–	–
Czech Republic	154	247	60,78	6.833	9.882	44,61
Rep. of Macedonia	–	36	–	–	393	–
Russia Federation	338	262	-22,60	19.653	11.467	-41,65
Udang Hasil Tangkap	**2.941.469**	**3.127.112**	**6,31**	**27.916.558**	**58.956.260**	**111,19**
Japan	5.169	3.270	-36,74	108.622	98.647	-9,18
Hong Kong	324.833	247.785	-23,72	5.654.173	6.030.051	6,65
Korea, Republic of	3.133	3.125	-0,24	55.267	60.021	8,60
Taiwan	162.681	219.237	34,76	2.876.856	4.856.949	68,83
China	622.082	1.229.692	97,67	14.321.580	42.250.159	195,01
Macau	–	5	–	–	10	–
Thailand	4.739	455	-90,39	68.873	17.812	-74,14
Singapore	304.078	314.883	3,55	1.303.108	1.485.746	14,02
Philippines	452	352	-22,09	3.050	1.162	-61,92
Malaysia	1.455.831	1.049.703	-27,90	2.301.951	1.892.922	-17,77
Brunei Darussalam	44	1.009	2.179,63	349	8.248	2.265,87
Viet Nam	11.010	11.775	6,95	96.861	1.148.237	1.085,45
Maldives	24	109	355,80	1.276	2.783	118,12
India	191	52	-72,77	1.134	401	-64,61
Pakistan	11	80	625,03	42	261	516,83
Bangladesh	76	12	-83,93	2.132	1.319	-38,14
Sri Lanka	–	9	–	–	86	–
Iraq	42	42	0,92	454	1.673	268,69
Iran (Islamic Republic of)	49	96	96,87	580	465	-19,78
Saudi Arabia	42	53	26,22	1.243	711	-42,84
Israel	199	235	17,68	14.134	16.040	13,49
Kuwait	322	365	13,23	7.879	9.437	19,77
Jordan	81	99	22,38	2.599	3.669	41,19
Lebanon	57	46	-18,56	1.358	1.504	10,79
Oman	60	–	–	2.100	–	–
Turkey	12	1	-91,79	1.275	34	-97,34
United Arab Emirates	3.605	3.550	-1,50	60.388	78.743	30,40
Qatar	30	22	-28,33	571	302	-47,04
Bahrain	137	59	-56,81	1.849	1.299	-29,71
Cyprus	51	60	16,28	1.215	1.243	2,30
Egypt	115	34	-70,78	1.057	279	-73,57
Morocco	–	10	–	–	334	–
Algeria	16	–	–	114	–	–
Namibia	1	–	–	4	–	–
Reunion	–	42	–	–	1.299	–
South Africa	286	227	-20,48	8.133	4.988	-38,67
Australia	10	–	–	408	–	–
New Zealand	14	103	635,71	26	61	137,31
United States	20.996	16.065	-23,49	219.737	190.781	-13,18
Canada	1.982	3.287	65,85	76.522	88.690	15,90
Mexico	–	30	–	–	171	–
Argentina	124	200	61,72	4.865	3.021	-37,90
Uruguay	–	5	–	–	109	–
Peru	38	42	10,43	1.807	658	-63,62
United Kingdom	3.319	4.947	49,02	149.308	122.122	-18,21
Netherlands	1.840	1.550	-15,77	91.019	102.129	12,21
France	2.344	1.798	-23,30	50.207	33.211	-33,85
Germany, Fed. Rep. of	3.518	4.361	23,95	93.234	121.042	29,83
Austria	25	113	351,24	580	2.785	380,23
Belgium	334	550	64,63	58.224	37.866	-34,97
Switzerland	466	642	37,72	40.147	48.696	21,29
Luxembourg	–	225	–	–	7.527	–
Denmark	90	155	72,76	4.431	4.728	6,71
Norway	14	26	88,36	17	564	3.295,00
Sweden	141	185	31,35	14.118	15.210	7,73
Finland	16	6	-62,52	619	255	-58,81
Ireland	31	108	249,74	6.101	8.473	38,88
Italy	1.061	1.154	8,79	13.707	17.692	29,07

https://www.bps.go.id

Komoditas/Negara Tujuan	Berat Bersih (kg)		Perub	Nilai FOB (US$)		Perub
	Jan–Jun 2023	Jan–Jun 2024	%	Jan–Jun 2023	Jan–Jun 2024	%
(1)	(2)	(3)	(4)	(5)	(6)	(7)
Spain	1.192	1.236	3,72	38.929	19.166	-50,77
Portugal	137	165	20,38	6.821	3.689	-45,91
Iceland	22	6	-71,39	710	69	-90,28
Greece	349	251	-28,09	9.141	4.254	-53,46
Andorra	35	–	–	74	–	–
Hungary	101	167	65,40	1.366	2.460	80,09
Poland	2.021	1.546	-23,53	65.551	73.488	12,11
Romania	33	17	-47,85	1.758	1.942	10,47
Bulgaria	115	138	19,79	4.318	6.503	50,59
Armenia	5	8	60,00	659	172	-73,95
Azerbaijan	–	4	–	–	183	–
Kazakhstan	13	10	-23,03	602	444	-26,24
Uzbekistan	8	–	–	18	–	–
Georgia	6	–	–	241	–	–
Croatia	10	13	29,07	132	329	149,53
Malta	71	36	-49,89	908	1.346	48,23
Czech Republic	867	602	-30,62	24.948	22.615	-9,35
Rep. of Macedonia	–	26	–	–	300	–
Russia Federation	612	828	35,31	35.075	36.526	4,14
Serbia	50	11	-77,82	6	150	2.443,65
Koral, Cangkang Moluska dan Sejenisnya	**5.900.917**	**5.062.871**	**-14,20**	**10.915.040**	**8.064.847**	**-26,11**
Japan	655.570	405.766	-38,10	901.261	516.991	-42,64
Hong Kong	18.370	10.203	-44,46	178.716	89.964	-49,66
Korea, Republic of	8.528	6.959	-18,40	350.398	249.557	-28,78
Taiwan	12.471	6.470	-48,12	139.060	98.477	-29,18
China	1.531.775	1.852.522	20,94	1.628.399	1.907.718	17,15
Macau	160	–	–	657	–	–
Thailand	16.392	549	-96,65	5.357	967	-81,95
Singapore	4.598	6.685	45,38	102.262	50.152	-50,96
Malaysia	2.451	5.929	141,92	37.742	47.322	25,38
Brunei Darussalam	15	–	–	71	–	–
Viet Nam	530.865	766.375	44,36	393.445	441.449	12,20
India	392.940	479.028	21,91	128.525	444.509	245,85
Pakistan	–	17	–	–	1.475	–
Bangladesh	153	–	–	6.666	–	–
Sri Lanka	80	–	–	537	–	–
Iraq	2	1	-47,37	7.664	3.245	-57,66
Iran (Islamic Republic of)	514	1.358	164,11	11.624	21.163	82,06
Saudi Arabia	2.489.420	16.261	-99,35	690.573	38.837	-94,38
Israel	434	279	-35,71	17.108	12.451	-27,22
Kuwait	632	485	-23,23	1.962	2.849	45,20
Jordan	313	65	-79,30	14.481	6.647	-54,10
Lebanon	903	413	-54,22	1.691	4.942	192,24
Syria Arab Republic	–	27.000	–	–	24.260	–
Turkey	13.562	8.653	-36,19	22.634	9.064	-59,95
United Arab Emirates	3.788	1.270.393	33.434,65	29.322	234.104	698,39
Qatar	411	111	-72,99	6.412	3.853	-39,92
Bahrain	224	384	71,70	4.981	2.651	-46,78
Cyprus	50	26	-47,67	4.464	1.223	-72,61
Libyan Arab Jamahiriya	2.000	–	–	2.000	–	–
Morocco	–	7	–	–	1.692	–
Sudan	1.077	–	–	3.193	–	–
Namibia	7	–	–	65	–	–
Madagascar	–	28.001	–	–	69.215	–
South Africa	634	1.247	96,72	32.738	30.918	-5,56
Mauritius	–	1	–	–	573	–
Australia	–	5	–	–	495	–
New Zealand	261	112	-57,09	9.583	2.792	-70,87
United States	105.853	74.377	-29,73	3.702.544	2.237.569	-39,57
Canada	4.600	2.606	-43,35	176.383	92.886	-47,34
Mexico	3.756	391	-89,59	10.313	1.173	-88,62
Argentina	292	469	60,52	17.624	6.896	-60,87
Brazil	8.259	4.301	-47,93	303.702	96.295	-68,29
Peru	107	–	–	2.385	–	–
United Kingdom	13.513	17.173	27,08	424.231	293.268	-30,87
Netherlands	17.177	12.606	-26,61	296.450	295.068	-0,47
France	11.723	9.407	-19,75	120.486	98.926	-17,89
Germany, Fed. Rep. of	20.247	18.908	-6,62	474.824	246.337	-48,12
Austria	643	521	-18,97	14.790	10.179	-31,18
Belgium	93	27	-70,68	22.584	497	-97,80
Switzerland	2.583	3.070	18,86	28.517	25.142	-11,84
Denmark	334	1	-99,60	17.666	63	-99,64
Norway	422	51	-87,91	4.528	1.546	-65,86
Sweden	121	–	–	289	–	–
Ireland	65	21	-67,69	12.504	4.571	-63,45
Italy	10.874	8.951	-17,69	168.718	113.067	-32,98
Spain	1.001	290	-71,06	117.951	7.324	-93,79

https://www.bps.go.id

Lanjutan Tabel 3.6

Komoditas/Negara Tujuan	Berat Bersih (kg)		Perub	Nilai FOB (US$)		Perub
	Jan–Jun 2023	Jan–Jun 2024	%	Jan–Jun 2023	Jan–Jun 2024	%
(1)	(2)	(3)	(4)	(5)	(6)	(7)
Portugal	1.910	2.578	34,96	44.297	60.234	35,98
Greece	397	85	-78,48	4.703	1.758	-62,62
Hungary	289	168	-41,80	1.853	335	-81,91
Poland	2.990	3.522	17,79	78.662	54.225	-31,07
Armenia	–	72	–	–	1.485	–
Azerbaijan	10	39	291,25	1.125	1.482	31,73
Kazakhstan	14	38	170,71	3.445	3.138	-8,91
Uzbekistan	8	21	167,34	2.550	2.400	-5,88
Malta	17	38	123,53	582	750	28,93
Czech Republic	412	3.488	746,68	11.527	28.992	151,51
Russia Federation	4.608	4.345	-5,71	116.217	59.688	-48,64
Ikan Hidup Hasil Tangkap	**923.118**	**908.088**	**-1,63**	**8.844.968**	**10.630.065**	**20,18**
Japan	56	11	-80,59	190	1.438	658,52
Hong Kong	847.664	814.260	-3,94	7.734.189	8.953.163	15,76
Taiwan	–	208	–	–	1.585	–
China	46.155	52.448	13,64	872.794	1.377.734	57,85
Singapore	22.806	37.765	65,59	225.107	257.166	14,24
Malaysia	5.860	269	-95,41	8.152	2.899	-64,44
United Arab Emirates	331	612	84,79	3.310	14.581	340,52
Australia	–	1.401	–	–	13.530	–
United States	246	919	272,99	1.226	6.976	469,10
United Kingdom	–	194	–	–	979	–
Russia Federation	–	1	–	–	14	–
Moluska	**2.244.177**	**4.345.976**	**93,66**	**5.372.924**	**10.397.051**	**93,51**
Japan	3.103	1.564	-49,60	36.051	30.795	-14,58
Hong Kong	96.538	184.767	91,39	130.658	568.918	335,42
Korea, Republic of	676	808	19,65	4.305	5.983	38,96
Taiwan	234.419	371.029	58,28	447.548	968.572	116,42
China	89.375	216.862	142,64	198.601	582.552	193,33
Thailand	231.531	1.004.484	333,85	609.418	2.741.318	349,83
Singapore	104.096	124.844	19,93	217.696	416.117	91,15
Philippines	10	~0	-99,87	63	22	-65,56
Malaysia	1.317.038	2.261.279	71,69	2.452.668	2.353.987	-4,02
Brunei Darussalam	40	2	-93,81	164	41	-74,70
Viet Nam	124.476	29.011	-76,69	288.372	153.532	-46,76
Maldives	14	12	-11,34	190	108	-43,00
India	111	10	-90,99	562	927	64,96
Pakistan	4	120	2.909,48	72	615	759,24
Bangladesh	42	19	-54,90	669	206	-69,22
Iraq	40	24	-40,20	413	399	-3,45
Iran (Islamic Republic of)	55	90	63,26	675	382	-43,41
Saudi Arabia	9	52	475,10	105	734	599,17
Kuwait	73	128	76,02	756	2.149	184,16
Jordan	43	17	-60,12	1.057	472	-55,36
Lebanon	35	35	0,01	184	326	77,16
Oman	16	–	–	104	–	–
Turkey	359	870	142,56	7.371	8.362	13,45
United Arab Emirates	310	120	-61,26	1.820	642	-64,71
Qatar	13	25	94,53	90	110	22,81
Bahrain	37	60	63,53	360	403	12,10
Cyprus	19	23	19,56	1.685	2.250	33,50
Egypt	75	3	-95,38	783	59	-92,47
Morocco	14	–	–	335	–	–
Algeria	9	11	19,16	18	43	132,50
Namibia	1	–	–	3	–	–
South Africa	370	612	65,33	13.920	10.811	-22,34
Australia	–	8.000	–	–	131.500	–
New Zealand	8	62	675,00	49	186	282,40
United States	17.894	78.929	341,09	229.705	1.105.944	381,46
Canada	1.001	31.435	3.041,38	58.553	582.616	895,02
Mexico	–	139	–	–	277	–
Suriname	–	4	–	–	24	–
Argentina	63	119	87,18	2.431	1.342	-44,79
Brazil	11	8	-25,93	224	320	42,86
Uruguay	–	1	–	–	20	–
Peru	55	20	-63,89	918	776	-15,47
United Kingdom	4.324	4.408	1,94	63.330	66.604	5,17
Netherlands	1.330	7.068	431,39	87.730	153.644	75,13
France	3.149	3.266	3,73	70.930	63.958	-9,83
Germany, Fed. Rep. of	4.799	5.567	16,01	181.201	190.673	5,23
Austria	111	183	65,23	2.210	4.646	110,24
Belgium	392	242	-38,14	12.111	4.396	-63,70
Switzerland	762	1.287	68,76	20.065	18.195	-9,32
Luxembourg	–	173	–	–	2.439	–
Denmark	137	82	-39,68	566	1.955	245,13
Norway	18	38	109,67	47	980	2.003,86

https://www.bps.go.id

Komoditas/Negara Tujuan	Berat Bersih (kg)		Perub	Nilai FOB (US$)		Perub
	Jan–Jun 2023	Jan–Jun 2024	%	Jan–Jun 2023	Jan–Jun 2024	%
(1)	(2)	(3)	(4)	(5)	(6)	(7)
Sweden	157	144	-8,22	4.176	5.387	29,00
Finland	3	–	–	72	–	–
Ireland	50	54	7,55	4.869	1.675	-65,61
Italy	1.159	1.948	68,10	13.145	24.234	84,36
Spain	895	1.093	22,19	57.836	27.661	-52,17
Portugal	209	266	27,67	4.751	7.459	57,01
Iceland	14	–	–	199	–	–
Greece	287	111	-61,25	3.834	2.600	-32,17
Hungary	227	165	-27,26	3.385	2.066	-38,97
Poland	1.855	1.530	-17,52	60.860	54.069	-11,16
Romania	26	7	-72,87	962	489	-49,20
Bulgaria	156	132	-15,36	4.889	4.375	-10,50
Armenia	8	6	-25,00	391	888	126,94
Azerbaijan	4	23	462,58	77	1.407	1.738,89
Kazakhstan	35	35	0,46	1.097	687	-37,35
Uzbekistan	9	131	1.353,07	49	5.054	10.293,09
Georgia	4	–	–	119	–	–
Croatia	27	31	13,47	344	357	3,78
Malta	69	59	-14,53	626	1.351	115,75
Czech Republic	1.057	1.031	-2,51	30.796	35.672	15,83
Rep. of Macedonia	–	12	–	–	135	–
Russia Federation	884	1.268	43,42	33.439	40.015	19,67
Serbia	38	15	-61,98	221	139	-37,14
Invertebrata Air Lainnya	**102.916**	**156.169**	**51,74**	**995.231**	**2.253.738**	**126,45**
Japan	9.829	3.817	-61,16	48.348	34.125	-29,42
Hong Kong	1.689	5.712	238,28	11.952	71.406	497,42
Korea, Republic of	3.130	2.600	-16,93	31.949	46.882	46,74
Taiwan	2.246	6.468	188,00	5.954	79.117	1.228,77
China	27.694	14.935	-46,07	315.913	223.111	-29,38
Thailand	6.187	102	-98,35	61.621	1.634	-97,35
Singapore	1.310	1.750	33,61	5.795	10.433	80,04
Malaysia	718	22.330	3.008,69	1.910	14.715	670,62
Brunei Darussalam	37	4	-89,30	78	69	-11,65
Viet Nam	175	–	–	2.578	–	–
Maldives	–	4	–	–	27	–
India	–	2	–	–	30	–
Pakistan	40	33	-16,58	221	156	-29,26
Bangladesh	32	11	-64,55	206	198	-3,93
Iraq	95	20	-78,61	545	360	-33,92
Iran (Islamic Republic of)	103	382	270,85	1.323	18.603	1.306,25
Saudi Arabia	17	120	605,88	13	512	3.855,53
Israel	76	6	-92,11	2.154	840	-61,00
Kuwait	49	79	62,54	62	343	453,89
Jordan	45	19	-56,98	466	998	114,13
Lebanon	49	90	84,93	663	374	-43,51
Oman	60	–	–	400	–	–
Turkey	340	820	141,38	2.053	1.436	-30,06
United Arab Emirates	293	626	113,84	3.212	7.916	146,43
Qatar	56	43	-23,95	404	405	0,21
Bahrain	31	158	408,10	397	2.151	441,82
Cyprus	30	16	-47,02	440	164	-62,80
Egypt	51	–	–	459	–	–
Morocco	2	8	310,00	5	217	4.534,12
Algeria	29	17	-42,56	166	36	-78,19
Namibia	1	–	–	1	–	–
Tanzania, United Rep. of	15	–	–	45	–	–
Reunion	–	2	–	–	59	–
South Africa	573	597	4,25	6.404	7.660	19,61
New Zealand	173	177	2,15	1.871	376	-79,89
United States	20.766	62.932	203,05	166.543	1.265.693	659,98
Canada	788	1.160	47,14	15.881	32.111	102,19
Mexico	823	141	-82,89	220	983	347,62
Argentina	95	103	8,85	934	537	-42,47
Brazil	2.169	493	-77,29	24.848	13.071	-47,39
Colombia	1	–	–	28	–	–
Peru	4	6	38,89	18	27	50,00
United Kingdom	2.344	5.031	114,67	42.924	114.584	166,94
Netherlands	1.951	2.466	26,38	38.150	50.998	33,68
France	5.709	6.079	6,49	21.190	27.319	28,92
Germany, Fed. Rep. of	5.679	9.849	73,43	60.442	95.104	57,35
Austria	100	175	75,00	1.070	1.205	12,62
Belgium	102	61	-40,18	2.044	612	-70,07
Switzerland	684	427	-37,62	1.773	1.738	-1,98
Luxembourg	–	3	–	–	16	–
Denmark	66	48	-26,74	764	1.653	116,42
Norway	34	87	154,77	11	1.810	15.903,53
Sweden	134	109	-18,65	13.005	7.029	-45,95

https://www.bps.go.id

Lanjutan Tabel 3.6

Komoditas/Negara Tujuan	Berat Bersih (kg)		Perub	Nilai FOB (US$)		Perub
	Jan–Jun 2023	Jan–Jun 2024	%	Jan–Jun 2023	Jan–Jun 2024	%
(1)	(2)	(3)	(4)	(5)	(6)	(7)
Ireland	20	5	-75,00	1.363	347	-74,56
Italy	1.686	2.590	53,60	17.018	29.016	70,50
Spain	329	201	-38,76	3.745	3.713	-0,85
Portugal	164	211	28,67	4.605	6.704	45,58
Greece	277	38	-86,11	587	2.384	305,97
Andorra	20	–	–	186	–	–
Hungary	118	79	-33,46	429	153	-64,26
Poland	848	854	0,74	16.614	21.514	29,49
Romania	5	8	60,00	866	214	-75,28
Bulgaria	134	82	-38,81	1.366	435	-68,17
Armenia	15	6	-60,00	162	60	-63,28
Azerbaijan	6	10	61,32	140	438	212,82
Kazakhstan	39	6	-84,15	3.407	74	-97,82
Kyrgyzstan	–	2	–	–	150	–
Uzbekistan	1.278	841	-34,19	28.991	19.164	-33,90
Georgia	8	–	–	40	–	–
Croatia	–	12	–	–	70	–
Malta	4	77	1.825,00	86	453	425,11
Czech Republic	578	507	-12,22	5.430	11.681	115,10
Rep. of Macedonia	–	5	–	–	58	–
Russia Federation	704	513	-27,08	12.707	18.268	43,76
Serbia	60	~0	-99,63	36	2	-94,98
Rumput Laut dan Ganggang Lainnya	**107.064.869**	**110.730.998**	**3,42**	**162.625.427**	**91.556.113**	**-43,70**
Japan	1.069.055	1.189.527	11,27	973.912	1.241.855	27,51
Hong Kong	183.104	151.350	-17,34	127.018	143.436	12,93
Korea, Republic of	2.302.994	3.286.190	42,69	3.175.887	3.161.991	-0,44
Taiwan	26.500	57.930	118,60	26.103	42.229	61,78
China	94.588.721	95.485.722	0,95	147.537.340	79.781.851	-45,92
Singapore	635	3	-99,61	177	32	-82,08
Philippines	503.725	2.079.132	312,75	985.730	1.490.390	51,20
Malaysia	25.500	–	–	16.779	–	–
Viet Nam	3.767.114	4.173.281	10,78	3.429.171	2.288.630	-33,26
India	117.207	149.992	27,97	235.407	319.604	35,77
Jordan	–	2	–	–	1	–
Oman	–	1	–	–	1	–
Turkey	1	–	–	1	–	–
Tunisia	36.000	–	–	52.804	–	–
Australia	2.916	–	–	6.374	–	–
United States	56.144	1.644.498	2.829,10	389.534	1.406.204	261,00
Canada	122.500	20.000	-83,67	98.000	55.709	-43,15
Chile	2.252.026	1.461.841	-35,09	2.277.092	946.205	-58,45
Virgin Islands (British)	39.920	–	–	29.940	–	–
United Kingdom	9	9	-2,88	27	198	641,57
France	760.000	440.087	-42,09	1.568.000	303.022	-80,67
Germany, Fed. Rep. of	24.000	–	–	332.400	–	–
Austria	–	1	–	–	7	–
Denmark	361.202	–	–	759.366	–	–
Ireland	1.000	–	–	15.600	–	–
Italy	2.076	2.000	-3,64	26.951	26.209	-2,76
Spain	822.522	589.432	-28,34	561.816	348.539	-37,96
Mutiara Hasil Budidaya	**4.955**	**3.561**	**-28,13**	**50.759.383**	**41.724.741**	**-17,80**
Japan	1.746	1.402	-19,73	25.877.098	20.668.159	-20,13
Hong Kong	2.370	1.455	-38,61	17.025.262	13.028.504	-23,48
China	165	93	-43,96	73.956	340.205	360,01
Macau	1	–	–	1.000	–	–
Thailand	21	133	518,96	224.342	1.219.896	443,77
Singapore	1	7	567,10	57	7.149	12.523,38
Philippines	3	2	-50,00	873	1.600	83,32
Malaysia	–	3	–	–	2.510	–
Cambodia	–	1	–	–	780	–
Viet Nam	–	~0	–	–	14.461	–
India	3	2	-20,00	950	3.903	310,87
Kuwait	–	2	–	–	1.900	–
Turkey	1	–	–	200	–	–
United Arab Emirates	3	6	143,28	220	730	231,82
Bahrain	–	1	–	–	200	–
Australia	629	438	-30,34	7.538.179	6.388.523	-15,25
New Zealand	–	1	–	–	1.500	–
United States	8	14	76,99	13.814	37.657	172,60
Canada	1	2	50,00	875	150	-82,86
Mexico	1	1	0,00	815	300	-63,19
Chile	1	–	–	150	–	–
Brazil	1	–	–	414	–	–
Netherlands	–	1	–	–	200	–
France	1	~0	-61,40	491	5.834	1.088,19
Switzerland	–	1	–	–	580	–

https://www.bps.go.id

Komoditas/Negara Tujuan	Berat Bersih (kg)		Perub	Nilai FOB (US$)		Perub
	Jan–Jun 2023	Jan–Jun 2024	%	Jan–Jun 2023	Jan–Jun 2024	%
(1)	(2)	(3)	(4)	(5)	(6)	(7)
Spain	2	–	–	687	–	–
Ikan Hidup Hasil Budidaya	**1.887.816**	**3.013.012**	**59,60**	**25.963.826**	**28.448.571**	**9,57**
Japan	60.502	52.045	-13,98	1.766.922	1.673.290	-5,30
Hong Kong	20.496	22.214	8,39	287.726	374.346	30,11
Korea, Republic of	27.182	21.957	-19,22	386.706	365.678	-5,44
Taiwan	41.289	34.390	-16,71	690.262	663.346	-3,90
China	921.274	2.118.461	129,95	7.825.127	10.108.718	29,18
Macau	–	290	–	–	1.755	–
Thailand	30.281	23.255	-23,20	504.755	682.676	35,25
Singapore	79.052	76.177	-3,64	1.071.774	955.815	-10,82
Philippines	82.013	80.646	-1,67	2.385.763	2.407.073	0,89
Malaysia	150.760	124.597	-17,35	1.217.213	1.196.091	-1,74
Myanmar	15	–	–	100	–	–
Cambodia	241	–	–	1.512	–	–
Brunei Darussalam	2.652	1.907	-28,07	53.365	67.718	26,89
Viet Nam	34.214	24.977	-27,00	632.476	709.758	12,22
Maldives	715	1.017	42,25	11.803	13.774	16,70
India	12.867	6.190	-51,89	157.937	143.976	-8,84
Pakistan	201	866	330,93	3.871	5.961	53,98
Bangladesh	826	295	-64,29	18.299	9.271	-49,34
Sri Lanka	–	630	–	–	14.640	–
Iraq	1.941	796	-58,97	23.708	44.719	88,62
Iran (Islamic Republic of)	4.804	5.117	6,52	100.182	94.559	-5,61
Saudi Arabia	2.454	12.045	390,82	53.752	257.894	379,79
Israel	8.415	4.974	-40,88	144.662	110.000	-23,96
Kuwait	4.272	4.356	1,97	70.744	89.340	26,29
Jordan	883	778	-11,86	31.051	26.818	-13,63
Lebanon	786	525	-33,30	11.540	6.754	-41,47
Oman	874	178	-79,63	9.129	1.779	-80,51
Turkey	4.706	7.463	58,60	129.951	137.629	5,91
United Arab Emirates	5.219	4.467	-14,41	61.613	53.609	-12,99
Qatar	1.431	1.721	20,25	33.266	29.901	-10,12
Bahrain	819	1.723	110,44	12.226	26.343	115,47
Cyprus	1.345	785	-41,63	18.596	24.893	33,86
Egypt	2.044	1.167	-42,91	21.500	25.613	19,13
Morocco	377	439	16,44	17.338	15.785	-8,95
Tunisia	–	12	–	–	123	–
Algeria	455	1.142	151,27	7.161	25.530	256,52
Namibia	82	–	–	2.005	–	–
Tanzania, United Rep. of	184	50	-72,83	6.024	1.280	-78,75
Reunion	–	365	–	–	14.021	–
Cote D'Ivoire	375	18	-95,20	11.279	1.243	-88,98
South Africa	4.955	5.320	7,36	136.704	106.395	-22,17
Mauritius	239	141	-41,00	7.991	4.586	-42,61
Australia	21.284	20.013	-5,97	807.280	803.304	-0,49
New Zealand	486	729	50,06	11.428	3.124	-72,67
Guam	144	27	-81,25	1.210	1.109	-8,34
East Timor	787	955	21,29	3.568	4.592	28,71
United States	158.904	147.858	-6,95	2.549.669	2.387.574	-6,36
Canada	18.047	17.236	-4,49	379.522	399.444	5,25
Mexico	4.231	2.514	-40,58	14.574	15.218	4,41
Suriname	–	107	–	–	689	–
Argentina	4.219	4.384	3,92	54.246	41.390	-23,70
Brazil	4.970	3.657	-26,41	95.023	138.966	46,24
Colombia	146	–	–	1.031	–	–
Uruguay	–	321	–	–	4.610	–
Peru	1.136	1.388	22,23	19.616	21.176	7,95
Trinidad and Tobago	–	60	–	–	510	–
United Kingdom	27.490	35.329	28,51	909.117	1.005.560	10,61
Netherlands	13.574	12.188	-10,22	458.926	484.980	5,68
France	15.468	15.177	-1,88	222.726	152.232	-31,65
Germany, Fed. Rep. of	23.322	23.863	2,32	409.574	479.547	17,08
Austria	416	569	36,73	4.613	6.606	43,22
Belgium	4.425	4.319	-2,39	169.764	114.623	-32,48
Switzerland	5.025	6.159	22,55	237.373	273.422	15,19
Luxembourg	–	1.092	–	–	31.580	–
Denmark	1.800	1.477	-17,94	17.187	20.853	21,33
Norway	129	346	168,42	486	6.003	1.135,72
Sweden	1.582	1.273	-19,55	49.174	47.379	-3,65
Finland	111	110	-0,96	1.579	1.110	-29,71
Ireland	716	1.350	88,56	31.505	45.518	44,48
Italy	10.479	13.732	31,04	170.430	189.734	11,33
Spain	8.638	9.665	11,89	338.825	191.403	-43,51
Portugal	1.912	2.331	21,90	48.111	40.030	-16,80
Iceland	432	10	-97,76	5.627	106	-98,12
Greece	3.791	2.709	-28,54	55.165	37.860	-31,37
Andorra	225	–	–	1.762	–	–

https://www.bps.go.id

Lanjutan Tabel 3.6

Komoditas/Negara Tujuan	Berat Bersih (kg)		Perub	Nilai FOB (US$)		Perub
	Jan–Jun 2023	Jan–Jun 2024	%	Jan–Jun 2023	Jan–Jun 2024	%
(1)	(2)	(3)	(4)	(5)	(6)	(7)
Hungary	1.391	1.076	-22,68	19.330	16.873	-12,71
Poland	15.531	8.875	-42,86	300.558	328.653	9,35
Romania	346	104	-69,91	8.826	4.026	-54,39
Bulgaria	1.705	1.577	-7,49	32.297	42.976	33,07
Armenia	122	318	160,66	3.871	6.511	68,20
Azerbaijan	247	120	-51,25	2.981	3.440	15,38
Kazakhstan	733	498	-32,11	34.777	20.079	-42,26
Uzbekistan	525	750	42,82	11.956	8.582	-28,22
Georgia	187	52	-72,22	2.569	2.324	-9,53
Croatia	263	612	133,02	3.474	6.421	84,80
Malta	2.150	1.361	-36,68	30.101	31.346	4,14
Czech Republic	10.740	10.587	-1,42	227.186	257.674	13,42
Rep. of Macedonia	142	777	447,33	1.466	10.379	607,98
Russia Federation	8.447	11.650	37,92	285.661	263.252	-7,84
Serbia	162	211	30,64	3.625	3.087	-14,85
Udang Hasil Budidaya	**3.382.719**	**2.337.554**	**-30,90**	**9.952.650**	**7.003.946**	**-29,63**
Hong Kong	1.498	211	-85,95	15.421	1.396	-90,95
Korea, Republic of	–	1.040	–	–	8.644	–
Taiwan	8.510	17.560	106,34	30.613	54.530	78,13
Singapore	1.368.060	1.357.696	-0,76	5.916.178	5.217.423	-11,81
Malaysia	2.004.438	960.829	-52,06	3.983.854	1.718.499	-56,86
Kuwait	–	125	–	–	500	–
Qatar	1	–	–	500	–	–
East Timor	80	40	-50,00	4.532	2.372	-47,66
United States	104	50	-51,70	1.111	494	-55,58
United Kingdom	1	–	–	6	–	–
Netherlands	13	–	–	224	–	–
France	9	–	–	173	–	–
Czech Republic	5	–	–	39	–	–
Serbia	–	3	–	–	90	–
Ikan Segar / Dingin Hasil Budidaya	**14.844**	**18.913**	**27,41**	**17.670**	**23.211**	**31,36**
Taiwan	14.844	18.635	25,54	17.670	21.821	23,49
Malaysia	–	278	–	–	1.390	–
Minyak Kelapa Sawit	**12.912.995.564**	**11.987.286.958**	**-7,17**	**11.824.630.401**	**10.365.878.279**	**-12,34**
Japan	62.074.998	55.945.166	-9,87	59.789.064	48.949.800	-18,13
Hong Kong	1.336.018	205.605	-84,61	1.389.253	237.434	-82,91
Korea, Republic of	170.913.690	166.612.384	-2,52	151.282.123	143.183.843	-5,35
Taiwan	3.005.834	4.007.438	33,32	3.429.353	4.055.584	18,26
China	2.113.418.245	1.695.150.465	-19,79	1.892.700.851	1.463.735.558	-22,66
Papua New Guinea	1.334.251	4.339.445	225,23	1.688.520	4.766.512	182,29
Thailand	14.429.787	23.139.614	60,36	25.380.553	23.833.827	-6,09
Singapore	15.851.295	267.999	-98,31	15.661.569	414.322	-97,35
Philippines	191.674.798	223.050.489	16,37	178.642.999	192.940.300	8,00
Malaysia	566.851.258	306.494.210	-45,93	510.876.956	264.312.830	-48,26
Myanmar	295.787.205	247.083.249	-16,47	273.973.789	215.202.467	-21,45
Cambodia	614.500	637.600	3,76	623.485	622.884	-0,10
Brunei Darussalam	1.072.178	996.973	-7,01	1.388.783	1.239.335	-10,76
Nepal	350.328	334.816	-4,43	361.131	325.609	-9,84
Viet Nam	282.158.875	235.815.534	-16,42	257.367.321	196.719.924	-23,56
Maldives	268.962	242.503	-9,84	330.020	266.161	-19,35
India	2.145.922.846	2.289.859.511	6,71	1.816.475.291	1.914.524.619	5,40
Pakistan	1.275.813.460	1.340.485.973	5,07	1.153.918.610	1.136.775.816	-1,49
Bangladesh	548.693.482	505.981.628	-7,78	505.197.827	439.295.240	-13,04
Sri Lanka	422.302	539.860	27,84	497.818	515.040	3,46
Iraq	12.971.077	63.924.956	392,83	12.406.480	51.691.567	316,65
Iran (Islamic Republic of)	345.884	1.172.819	239,08	384.121	1.116.914	190,77
Saudi Arabia	169.809.996	220.749.519	30,00	159.647.443	184.477.390	15,55
Israel	13.089.449	10.987.319	-16,06	13.453.029	10.114.673	-24,81
Kuwait	138.888	186.290	34,13	156.832	214.800	36,96
Jordan	4.922.640	6.984.061	41,88	5.156.405	6.919.428	34,19
Lebanon	630.123	2.592.205	311,38	661.540	2.551.737	285,73
Yemen	44.607.619	32.336.466	-27,51	42.889.414	30.110.356	-29,80
Oman	75.618.579	87.314.507	15,47	72.247.969	71.829.834	-0,58
Syria Arab Republic	3.015.990	2.736.025	-9,28	3.599.568	2.752.383	-23,54
Turkey	130.259.948	44.536.550	-65,81	120.430.417	41.507.519	-65,53
United Arab Emirates	108.094.542	202.922.729	87,73	96.921.536	172.721.165	78,21
Qatar	91.739	22.400	-75,58	84.409	20.518	-75,69
Bahrain	650.160	1.240.810	90,85	670.217	1.250.477	86,58
Cyprus	42.000	127.660	203,95	41.160	135.008	228,01
Egypt	464.792.254	417.882.799	-10,09	424.661.054	354.887.056	-16,43
Libyan Arab Jamahiriya	1.525.456	611.300	-59,93	1.511.375	599.269	-60,35
Morocco	6.520.092	9.125.821	39,96	6.506.345	9.560.083	46,93
Tunisia	30.898.092	28.454.848	-7,91	25.140.868	23.925.731	-4,83
Algeria	77.716.044	85.195.270	9,62	71.283.190	73.902.294	3,67
Sudan	39.555.076	–	–	35.861.583	–	–

https://www.bps.go.id

Komoditas/Negara Tujuan	Berat Bersih (kg)		Perub	Nilai FOB (US$)		Perub
	Jan–Jun 2023	Jan–Jun 2024	%	Jan–Jun 2023	Jan–Jun 2024	%
(1)	(2)	(3)	(4)	(5)	(6)	(7)
Namibia	97.200	–	–	106.191	–	–
Ethiopia	–	107.500	–	–	108.038	–
Tanzania, United Rep. of	98.882.002	64.910.244	-34,36	99.936.367	62.392.698	-37,57
Madagascar	501.049	528.552	5,49	527.663	502.210	-4,82
Somalia	13.653.165	14.902.827	9,15	14.137.183	13.513.312	-4,41
Kenya	155.896.565	127.539.811	-18,19	145.130.767	105.237.171	-27,49
Mozambique	43.036.976	14.729.179	-65,78	37.514.210	12.891.626	-65,64
Equatorial Guinea	3.661.486	3.973.241	8,51	4.031.332	3.963.057	-1,69
Togo	65.494.786	50.166.050	-23,40	64.941.453	46.622.916	-28,21
Ghana	29.432.701	17.444.321	-40,73	32.171.373	16.762.616	-47,90
Liberia	11.268.669	12.020.942	6,68	11.099.232	10.389.071	-6,40
Guinea	58.326.305	39.070.518	-33,01	53.435.070	35.784.244	-33,03
Angola	26.103.069	26.140.898	0,14	26.999.776	24.111.226	-10,70
Congo	19.058.614	35.309.998	85,27	19.537.658	34.009.841	74,07
Cameroon	21.171.095	10.626.154	-49,81	23.154.088	10.670.715	-53,91
Nigeria	25.498.531	59.335.343	132,70	26.388.471	53.250.821	101,80
Sierra Leone	1.567.860	62.040	-96,04	1.483.714	56.663	-96,18
Gabon	747.124	383.814	-48,63	824.142	401.008	-51,34
Cote D'Ivoire	45.260.784	37.183.601	-17,85	47.222.156	36.547.655	-22,60
Senegal	109.514.679	33.212.288	-69,67	114.917.858	32.870.545	-71,40
Mauritania	75.672.047	24.461.413	-67,67	78.663.137	23.503.636	-70,12
Mali	483.120	–	–	487.565	–	–
Benin	148.947.339	5.911.830	-96,03	151.050.375	5.677.983	-96,24
Burkina Faso	3.134.790	5.000.293	59,51	3.164.683	4.644.185	46,75
Guinea Bissau	696.900	–	–	702.282	–	–
Gambia	33.987.777	27.121.418	-20,20	36.184.053	26.540.751	-26,65
Seychelles	45.936	93.053	102,57	50.793	97.151	91,27
Uganda	740.331	–	–	747.384	–	–
Niger	3.829.275	49.410	-98,71	3.827.941	46.248	-98,79
Djibouti	157.715.237	129.191.366	-18,09	153.070.273	111.840.876	-26,93
Sao Tome and Principe	217.826	–	–	256.106	–	–
South Africa	241.975.421	173.898.754	-28,13	211.189.863	150.616.262	-28,68
Zimbabwe	22.640	45.280	100,00	44.601	55.015	23,35
Zambia	45.000	45.140	0,31	60.975	51.813	-15,03
Comoros	501.027	794.342	58,54	617.037	855.978	38,72
Mauritius	774.370	110.120	-85,78	766.075	129.633	-83,08
Rwanda	–	241.560	–	–	214.264	–
Mayotte	308.333	177.246	-42,51	352.800	192.223	-45,52
Democratic Rep. of the Congo	3.630.655	2.131.470	-41,29	3.972.083	2.148.157	-45,92
South Sudan	–	67.365	–	–	66.893	–
Australia	151.400	379.636	150,75	606.639	787.953	29,89
New Zealand	29.593	334.501	1.030,33	34.410	541.001	1.472,22
Micronesia, Fed. States of	134.057	114.157	-14,84	163.998	127.024	-22,55
Palau	20.445	–	–	24.610	–	–
Nauru	18.713	18.996	1,51	20.323	20.903	2,85
Northern Mariana Islands	38.088	43.289	13,66	44.292	45.137	1,91
Saint Vincent and the Grenadines	34.920	17.640	-49,48	41.920	19.932	-52,45
Vanuatu	696.114	815.543	17,16	872.398	939.707	7,72
British Indian Ocean Territory	–	3.099.750	–	–	4.344.769	–
American Samoa	23.879	23.879	0,00	28.512	24.618	-13,66
Fiji	537.768	573.312	6,61	701.922	709.098	1,02
Kiribati	222.193	239.824	7,94	273.340	276.210	1,05
Marshall Islands	79.559	39.107	-50,85	95.230	44.927	-52,82
Samoa	512.454	1.191.112	132,43	587.648	1.350.665	129,84
Solomon Islands	1.261.732	661.922	-47,54	1.645.296	797.079	-51,55
Tonga	360.331	187.081	-48,08	407.986	197.175	-51,67
East Timor	7.501.656	7.051.929	-6,00	9.024.438	7.648.095	-15,25
United States	774.430.117	841.018.856	8,60	729.191.292	744.577.866	2,11
Canada	812.470	1.601.008	97,05	1.173.203	1.836.037	56,50
Mexico	22.116.614	54.477.944	146,32	20.882.204	49.326.269	136,21
Guatemala	2.525.931	8.020.442	217,52	2.312.137	6.806.440	194,38
Honduras	2.999.968	29.499.151	883,32	2.714.971	24.758.681	811,93
Nicaragua	–	24.156	–	–	22.827	–
Panama	1.654.702	1.763.468	6,57	1.760.828	1.756.758	-0,23
Cuba	22.500	297.455	1.222,02	36.338	305.991	742,08
Curacao	–	23.312	–	–	22.986	–
Chile	2.220.350	4.406.742	98,47	2.113.129	4.205.372	99,01
Argentina	214.908	72.760	-66,14	214.695	79.749	-62,85
Brazil	164.326.174	231.726.035	41,02	154.567.927	197.951.627	28,07
Colombia	462.000	984.160	113,02	485.849	1.042.163	114,50
Bolivia	22.500	22.500	0,00	32.580	30.488	-6,42
Uruguay	338.250	3.508.900	937,37	441.627	5.189.221	1.075,02
Ecuador	45.160	45.164	0,01	57.293	53.173	-7,19
Peru	231.921	14.418.916	6.117,17	313.126	12.431.188	3.870,03
Guyana	169.236	724.500	328,10	175.477	691.540	294,09
Trinidad and Tobago	506.622	595.393	17,52	524.242	589.111	12,37
Jamaica	229.262	666.500	190,72	240.878	598.087	148,30
Puerto Rico	24.156	48.024	98,81	25.924	46.871	80,80

https://www.bps.go.id

Lanjutan Tabel 3.6

Komoditas/Negara Tujuan	Berat Bersih (kg)		Perub	Nilai FOB (US$)		Perub
	Jan–Jun 2023	Jan–Jun 2024	%	Jan–Jun 2023	Jan–Jun 2024	%
(1)	(2)	(3)	(4)	(5)	(6)	(7)
Dominican Republic	3.350.614	7.389.672	120,55	3.498.919	7.313.061	109,01
Costa Rica	120.780	181.678	50,42	129.295	191.559	48,16
Haiti	67.207.228	46.950.209	-30,14	66.110.494	42.408.237	-35,85
Barbados	–	21.643	–	–	19.912	–
Antigua and Barbuda	–	23.312	–	–	27.339	–
Dominica	64.712	168.554	160,47	75.160	181.678	141,72
Grenada	114.174	132.012	15,62	142.905	146.954	2,83
Saint Lucia	183.692	225.272	22,64	233.390	265.910	13,93
United Kingdom	28.087.193	14.475.980	-48,46	27.598.045	14.246.898	-48,38
Netherlands	249.309.974	271.273.806	8,81	236.206.507	246.920.097	4,54
France	68.400	10.640	-84,44	312.674	20.848	-93,33
Germany, Fed. Rep. of	27.549.088	9.373.152	-65,98	27.654.391	9.791.713	-64,59
Belgium	389.340	83.526	-78,55	962.920	122.566	-87,27
Denmark	14.079.835	23.973.913	70,27	15.051.407	23.866.129	58,56
Sweden	26.355.778	32.269.775	22,44	25.574.373	30.712.593	20,09
Italy	287.697.463	271.580.979	-5,60	268.638.940	238.696.558	-11,15
Spain	381.019.803	258.879.027	-32,06	360.164.793	223.134.645	-38,05
Greece	57.818.878	61.338.361	6,09	54.446.503	52.330.804	-3,89
Poland	687.350	803.910	16,96	1.018.740	1.004.240	-1,42
Romania	1.303.288	1.310.230	0,53	1.375.141	1.418.004	3,12
Bulgaria	343.900	442.160	28,57	399.087	537.731	34,74
Albania	69.056	235.040	240,36	92.831	247.535	166,65
Azerbaijan	67.920	22.640	-66,67	102.899	28.413	-72,39
Kazakhstan	131.220	6.132.000	4.573,07	136.994	5.402.922	3.843,92
Kyrgyzstan	47.758	218.348	357,20	53.856	197.315	266,37
Moldova, Republic of	–	134.400	–	–	178.304	–
Tajikistan	86.800	67.200	-22,58	119.189	105.168	-11,76
Turkmenistan	180.000	180.980	0,54	280.800	219.557	-21,81
Ukraine	21.870	717.080	3.178,83	26.003	895.608	3.344,19
Uzbekistan	921.300	131.740	-85,70	1.493.359	175.478	-88,25
Lithuania	95.710	1.125.961	1.076,43	160.369	1.740.298	985,18
Latvia	8.109.316	31.088.811	283,37	8.080.413	24.980.339	209,15
Estonia	170.455.989	186.799.138	9,59	160.881.813	158.735.542	-1,33
Georgia	24.213.939	12.071.387	-50,15	22.357.829	11.873.022	-46,90
Croatia	9.020.312	9.818.824	8,85	20.266.384	11.789.769	-41,83
Bosnia and Herzegovina	22.400	67.251	200,23	31.203	100.532	222,19
Malta	9.837.888	–	–	7.378.416	–	–
Slovenia	24.000	153.760	540,67	23.640	154.555	553,79
Czech Republic	–	45.320	–	–	69.113	–
Rep. of Macedonia	22.400	134.400	500,00	33.846	180.058	431,99
Russia Federation	279.090.382	290.024.280	3,92	267.360.062	265.007.420	-0,88
Serbia	514.570	805.910	56,62	709.768	876.192	23,45
Montenegro	144.864	385.416	166,05	153.363	395.118	157,64
Bungkil dan Residu	**3.266.905.507**	**3.061.744.233**	**-6,28**	**1.019.736.732**	**945.504.070**	**-7,28**
Japan	425.023	425.242	0,05	112.387	121.992	8,55
Hong Kong	5.480.351	–	–	4.098.574	–	–
Korea, Republic of	402.634.910	297.838.234	-26,03	92.214.956	56.920.868	-38,27
Taiwan	25.120	16.269	-35,24	9.192	5.199	-43,44
China	795.735.797	527.289.354	-33,74	425.457.499	243.169.927	-42,85
Thailand	116.900.312	137.365.415	17,51	18.536.344	19.812.972	6,89
Singapore	19.500.149	108.236	-99,44	15.475.060	40.470	-99,74
Philippines	5.500.002	~0	-100,00	858.001	4	-100,00
Malaysia	75.788.616	152.361.504	101,03	54.871.203	110.584.640	101,53
Cambodia	–	2.000.000	–	–	260.000	–
Viet Nam	294.931.485	268.387.644	-9,00	46.122.833	37.676.893	-18,31
India	35.500.064	40.580.420	14,31	11.202.193	8.134.303	-27,39
Pakistan	1.306.767	1.694.606	29,68	701.022	948.357	35,28
Bangladesh	–	52.452	–	–	8.971	–
Saudi Arabia	40.365.107	55.839.956	38,34	6.034.559	7.737.168	28,21
Turkey	25.567.197	2.004.900	-92,16	5.568.068	1.824.459	-67,23
United Arab Emirates	3.925.507	2.058.000	-47,57	2.909.237	1.440.724	-50,48
Madagascar	2.196.116	4.439.470	102,15	1.585.621	3.382.703	113,34
Kenya	147.000	–	–	101.430	–	–
Liberia	5.000.829	–	–	3.992.912	–	–
Angola	–	1.148.335	–	–	940.703	–
Senegal	147.200	–	–	106.041	–	–
Australia	6.211.000	–	–	1.012.393	–	–
New Zealand	447.486.152	445.637.434	-0,41	73.305.416	67.130.360	-8,42
Marshall Islands	3.052.189	–	–	2.482.120	–	–
East Timor	885	22.250	2.414,12	2.219	8.575	286,50
United States	324	64	-80,22	136	48	-64,82
Canada	1.250	–	–	1.989	–	–
United Kingdom	25.313.881	10.797.799	-57,34	19.653.024	7.219.542	-63,26
Netherlands	838.998.306	835.702.935	-0,39	147.473.898	164.217.926	11,35
France	–	3.011	–	–	12	–
Germany, Fed. Rep. of	2	5.982.206	299.110.200,00	11	4.802.694	43.852.113,66
Belgium	500.000	8.454.352	1.590,87	360.350	5.868.718	1.528,62

https://www.bps.go.id

Komoditas/Negara Tujuan	Berat Bersih (kg)		Perub	Nilai FOB (US$)		Perub
	Jan–Jun 2023	Jan–Jun 2024	%	Jan–Jun 2023	Jan–Jun 2024	%
(1)	(2)	(3)	(4)	(5)	(6)	(7)
Denmark	23.300	5	-99,98	25.662	1	-100,00
Italy	66.949.664	200.460.928	199,42	51.356.153	155.827.958	203,43
Spain	38.234.351	53.554.522	40,07	27.485.691	42.053.599	53,00
Portugal	556.781	19.000	-96,59	485.629	10.955	-97,74
Croatia	8.499.872	7.499.691	-11,77	6.134.909	5.353.330	-12,74
Margarin	**840.365.403**	**907.183.889**	**7,95**	**826.441.583**	**841.646.598**	**1,84**
Japan	110.160	101.990	-7,42	187.668	118.854	-36,67
Hong Kong	465.878	529.293	13,61	522.006	538.776	3,21
Korea, Republic of	4.031.795	3.522.462	-12,63	4.970.283	3.715.066	-25,25
Taiwan	3.636.788	4.308.328	18,47	3.920.067	4.505.031	14,92
China	435.560.700	513.105.990	17,80	416.299.504	462.558.421	11,11
Mongolia	22.860	25.000	9,36	27.965	30.428	8,81
Papua New Guinea	1.118.784	2.578.588	130,48	1.183.148	2.568.979	117,13
Thailand	3.953.895	11.058.075	179,68	3.859.396	11.127.381	188,32
Singapore	128.352	608.345	373,97	141.054	1.226.572	769,58
Philippines	5.970.762	8.758.340	46,69	6.459.468	8.679.667	34,37
Malaysia	5.025.658	3.125.657	-37,81	5.204.310	6.294.151	20,94
Myanmar	4.060.998	641.712	-84,20	4.597.392	713.651	-84,48
Cambodia	22.512	165.735	636,21	22.320	511.044	2.189,60
Brunei Darussalam	26.660	–	–	35.874	–	–
Nepal	928.580	504.580	-45,66	895.043	469.126	-47,59
Viet Nam	15.991.171	16.503.115	3,20	16.432.774	15.460.599	-5,92
Maldives	22.818	183.375	703,64	21.174	159.680	654,12
India	2.854.605	1.650.170	-42,19	2.770.146	1.525.397	-44,93
Pakistan	4.760.782	12.073.099	153,59	4.525.643	11.212.677	147,76
Bangladesh	590.883	821.436	39,02	635.298	764.200	20,29
Sri Lanka	810.060	2.475.140	205,55	902.416	2.429.371	169,21
Iraq	1.992.980	3.026.740	51,87	2.090.110	2.795.076	33,73
Iran (Islamic Republic of)	226.300	2.061.378	810,91	217.403	1.975.385	808,63
Saudi Arabia	9.859.962	8.152.782	-17,31	10.095.210	7.715.810	-23,57
Israel	6.420.227	4.449.434	-30,70	6.532.109	4.173.154	-36,11
Kuwait	249.260	119.690	-51,98	258.317	118.692	-54,05
Jordan	5.597.020	7.237.860	29,32	5.723.369	7.096.844	24,00
Lebanon	5.223.310	7.008.783	34,18	5.525.843	6.700.946	21,27
Yemen	569.680	465.810	-18,23	574.394	407.805	-29,00
Oman	993.540	1.150.000	15,75	994.953	1.048.865	5,42
Syria Arab Republic	741.880	620.220	-16,40	732.236	539.334	-26,34
Turkey	9.995.504	12.319.072	23,25	10.386.124	12.106.154	16,56
United Arab Emirates	7.963.748	7.025.904	-11,78	11.141.470	7.813.286	-29,87
Qatar	142.950	190.120	33,00	154.095	187.202	21,48
Bahrain	860.680	1.079.824	25,46	947.905	1.067.236	12,59
Cyprus	45.720	137.140	199,96	35.880	156.241	335,45
Egypt	15.023.469	7.116.722	-52,63	15.680.610	6.924.150	-55,84
Libyan Arab Jamahiriya	1.347.802	887.586	-34,15	1.299.138	829.737	-36,13
Morocco	7.121.865	6.234.347	-12,46	7.496.056	5.868.315	-21,71
Tunisia	814.860	1.222.960	50,08	835.630	1.157.646	38,54
Algeria	44.656.388	26.620.159	-40,39	44.299.815	24.075.268	-45,65
Sudan	1.870.370	438.000	-76,58	1.961.492	393.434	-79,94
Tanzania, United Rep. of	853.924	280.830	-67,11	889.729	276.426	-68,93
Madagascar	22.120	384.104	1.636,46	22.142	355.490	1.505,49
Kenya	–	45.600	–	–	37.050	–
Mozambique	1.879.340	1.862.040	-0,92	1.881.664	1.683.522	-10,53
Togo	1.124.680	341.580	-69,63	1.138.520	306.943	-73,04
Ghana	10.299.919	6.151.891	-40,27	9.951.135	5.599.117	-43,73
Liberia	1.210.384	441.450	-63,53	1.289.727	403.932	-68,68
Guinea	17.280	–	–	17.150	–	–
Angola	7.453.120	6.194.540	-16,89	6.792.532	5.315.746	-21,74
Congo	517.820	201.080	-61,17	539.973	205.844	-61,88
Cameroon	1.532.410	2.984.216	94,74	1.482.663	2.700.481	82,14
Nigeria	60.961.306	21.555.736	-64,64	56.613.291	18.880.048	-66,65
Sierra Leone	163.665	39.000	-76,17	169.401	34.729	-79,50
Cote D'Ivoire	218.360	65.610	-69,95	218.040	66.651	-69,43
Senegal	8.216.380	6.785.980	-17,41	8.466.878	6.331.201	-25,22
Mauritania	180.480	293.900	62,84	173.004	251.194	45,20
Benin	571.275	267.437	-53,19	583.498	253.243	-56,60
Gambia	22.580	17.200	-23,83	22.413	17.974	-19,81
Djibouti	6.160.580	4.110.868	-33,27	5.881.934	3.751.799	-36,21
South Africa	1.648.150	937.490	-43,12	1.855.140	977.455	-47,31
Zambia	44.000	22.000	-50,00	39.600	18.920	-52,22
Malawi	22.800	135.580	494,65	21.508	117.319	445,47
Mauritius	89.660	67.360	-24,87	84.999	58.412	-31,28
Democratic Rep. of the Congo	535.600	492.960	-7,96	498.548	437.258	-12,29
Australia	1.835.746	2.157.615	17,53	1.924.425	2.009.084	4,40
New Zealand	3.101.713	2.343.661	-24,44	3.442.261	2.334.796	-32,17
Saint Vincent and the Grenadines	41.368	–	–	38.394	–	–
Vanuatu	1.098	38.400	3.397,27	1.998	36.114	1.707,49
Fiji	283.200	600.340	111,98	251.415	523.235	108,12

https://www.bps.go.id

Lanjutan Tabel 3.6

Komoditas/Negara Tujuan	Berat Bersih (kg)		Perub	Nilai FOB (US$)		Perub
	Jan–Jun 2023	Jan–Jun 2024	%	Jan–Jun 2023	Jan–Jun 2024	%
(1)	(2)	(3)	(4)	(5)	(6)	(7)
Samoa	188.360	188.940	0,31	189.483	170.262	-10,14
Solomon Islands	106.182	110.226	3,81	189.570	133.069	-29,80
East Timor	368.428	469.857	27,53	385.972	452.530	17,24
United States	22.327.333	35.923.889	60,90	22.420.232	32.987.475	47,13
Canada	3.380.446	7.764.793	129,70	3.746.329	8.139.687	117,27
Mexico	305.280	2.250.860	637,31	344.370	2.298.617	567,48
Guatemala	63.600	111.000	74,53	62.418	109.778	75,87
Honduras	2.775.000	3.183.900	14,74	2.621.546	2.854.602	8,89
Panama	168.230	189.900	12,88	156.053	164.592	5,47
Suriname	–	43.279	–	–	48.426	–
Chile	3.248.000	2.621.819	-19,28	3.000.050	2.603.209	-13,23
Venezuela	63.690	–	–	64.327	–	–
Argentina	–	72.000	–	–	71.571	–
Brazil	18.000	71.774	298,75	17.910	71.341	298,33
Colombia	202.500	382.500	88,89	269.550	411.683	52,73
Bolivia	270.000	382.500	41,67	340.920	413.325	21,24
Uruguay	42.900	87.600	104,20	44.240	78.950	78,46
Ecuador	195.160	404.100	107,06	247.699	435.434	75,79
Peru	2.839.170	4.224.090	48,78	2.796.913	3.839.618	37,28
Guyana	115.000	–	–	117.027	–	–
Trinidad and Tobago	22.580	–	–	22.201	–	–
Jamaica	2.156.181	2.454.693	13,84	2.097.423	2.121.717	1,16
Puerto Rico	384.653	835.531	117,22	364.925	753.274	106,42
Dominican Republic	703.220	204.730	-70,89	732.126	209.443	-71,39
El Salvador	23.000	46.000	100,00	23.000	42.205	83,50
Costa Rica	42.000	21.000	-50,00	40.950	19.110	-53,33
Haiti	1.270.133	1.886.889	48,56	1.480.243	2.052.572	38,66
Barbados	22.793	22.793	0,00	19.990	17.938	-10,26
Antigua and Barbuda	46.000	22.660	-50,74	45.282	24.475	-45,95
Dominica	–	154.770	–	–	137.806	–
Grenada	81.600	79.692	-2,34	69.733	76.684	9,97
Saint Lucia	85.801	41.368	-51,79	81.671	38.024	-53,44
Saint Kitts and Nevis	23.000	–	–	22.141	–	–
United Kingdom	21.000	22.120	5,33	22.680	23.396	3,16
France	35	–	–	29	–	–
Germany, Fed. Rep. of	574.700	528.650	-8,01	581.899	503.172	-13,53
Denmark	640	–	–	640	–	–
Italy	31.478.699	43.308.572	37,58	28.340.289	39.335.197	38,80
Spain	6.524.288	4.757.165	-27,09	6.254.778	4.312.875	-31,05
Portugal	151.200	21.600	-85,71	152.016	22.356	-85,29
Greece	4.848.920	5.443.957	12,27	4.757.332	5.356.554	12,60
Hungary	248.400	771.980	210,78	259.787	773.886	197,89
Poland	3.669.840	1.948.740	-46,90	3.703.295	1.818.421	-50,90
Romania	4.522.220	13.908.060	207,55	4.745.591	13.613.219	186,86
Bulgaria	3.785.940	2.188.900	-42,18	3.607.330	2.133.078	-40,87
Albania	2.330.120	2.520.290	8,16	2.232.069	2.289.134	2,56
Kazakhstan	467.870	355.370	-24,05	617.393	424.509	-31,24
Moldova, Republic of	–	22.000	–	–	19.646	–
Tajikistan	65.800	90.000	36,78	110.598	110.475	-0,11
Turkmenistan	811.880	220.000	-72,90	809.189	199.210	-75,38
Ukraine	932.400	2.135.980	129,08	1.477.277	2.373.938	60,70
Uzbekistan	695.680	4.877.800	601,16	972.101	4.660.691	379,45
Lithuania	501.160	43.200	-91,38	604.898	45.576	-92,47
Latvia	44.000	88.000	100,00	50.072	93.588	86,91
Georgia	1.420.120	411.360	-71,03	1.410.738	373.294	-73,54
Croatia	6.434.000	8.453.706	31,39	6.558.519	7.922.249	20,79
Bosnia and Herzegovina	313.600	–	–	292.275	–	–
Slovenia	85.400	331.180	287,80	88.364	308.606	249,24
Rep. of Macedonia	696.420	693.420	-0,43	718.887	687.213	-4,41
Russia Federation	6.419.796	9.470.334	47,52	10.156.687	11.592.680	14,14
Serbia	804.160	1.194.920	48,59	848.608	1.132.589	33,46
Montenegro	157.700	–	–	166.858	–	–
Biota Air Lainnya Diolah atau Diawetkan	**97.355.547**	**122.541.235**	**25,87**	**572.510.211**	**639.984.127**	**11,79**
Japan	4.834.668	5.047.266	4,40	34.034.320	31.830.167	-6,48
Hong Kong	351.333	352.511	0,34	2.666.699	2.947.810	10,54
Korea, Republic of	1.825.742	2.013.732	10,30	12.375.285	12.158.729	-1,75
Taiwan	5.318.907	6.059.460	13,92	26.766.543	25.944.383	-3,07
China	34.870.740	51.643.299	48,10	132.371.437	191.435.149	44,62
Macau	–	501	–	–	4.592	–
Papua New Guinea	15	–	–	2.700	–	–
Thailand	724.645	676.498	-6,64	2.312.160	1.391.068	-39,84
Singapore	578.301	515.632	-10,84	2.469.708	2.439.562	-1,22
Philippines	7.875	96.792	1.129,07	31.393	181.305	477,54
Malaysia	1.861.840	2.441.135	31,11	5.518.039	6.575.820	19,17
Brunei Darussalam	2.081	802	-61,46	19.074	4.031	-78,87
Viet Nam	10.178.366	16.194.960	59,11	62.628.851	96.857.068	54,65
India	10.300	–	–	60.770	–	–

https://www.bps.go.id

Komoditas/Negara Tujuan	Berat Bersih (kg)		Perub	Nilai FOB (US$)		Perub
	Jan–Jun 2023	Jan–Jun 2024	%	Jan–Jun 2023	Jan–Jun 2024	%
(1)	(2)	(3)	(4)	(5)	(6)	(7)
Pakistan	–	1	–	–	3	–
Bangladesh	1	–	–	~0	–	–
Saudi Arabia	–	6	–	–	59	–
Kuwait	39.679	10	-99,97	211.255	20	-99,99
Jordan	–	2.231	–	–	3.472	–
Lebanon	38.566	16.170	-58,07	241.186	100.461	-58,35
Turkey	10.640	8.363	-21,40	71.385	47.026	-34,12
United Arab Emirates	26.112	715	-97,26	201.103	6.798	-96,62
Qatar	430	355	-17,44	2.064	1.420	-31,20
Cyprus	205.235	167.355	-18,46	1.334.895	1.046.508	-21,60
Libyan Arab Jamahiriya	6.044	–	–	369	–	–
Reunion	45.007	2.841	-93,69	237.767	17.028	-92,84
South Africa	50.923	47.133	-7,44	235.191	211.779	-9,95
Mauritius	50.035	32.505	-35,04	238.792	117.010	-51,00
Australia	567.913	736.854	29,75	4.170.523	4.947.837	18,64
New Zealand	75.491	55.103	-27,01	496.166	335.042	-32,47
East Timor	–	12.514	–	–	25.192	–
United States	27.864.897	25.453.239	-8,65	230.813.899	193.974.957	-15,96
Canada	468.252	699.131	49,31	3.733.604	5.312.186	42,28
Mexico	47.600	596.563	1.153,28	177.975	2.949.827	1.557,44
Chile	21.825	–	–	149.283	–	–
Ecuador	13.610	–	–	63.886	–	–
Trinidad and Tobago	1.453	3.670	152,61	13.696	31.238	128,08
Puerto Rico	181.910	177.832	-2,24	1.668.376	1.436.251	-13,91
Dominican Republic	62.330	54.885	-11,94	506.500	368.849	-27,18
Martinique	4.832	62.146	1.186,13	28.909	284.090	882,70
Guadeloupe	50.890	50.416	-0,93	251.136	218.312	-13,07
United Kingdom	541.840	647.243	19,45	4.747.525	5.171.734	8,94
Netherlands	696.824	809.312	16,14	4.646.433	4.385.101	-5,62
France	317.574	275.623	-13,21	1.885.787	1.805.677	-4,25
Germany, Fed. Rep. of	112.164	481.677	329,44	1.294.448	2.786.292	115,25
Belgium	120.136	231.944	93,07	851.168	1.354.393	59,12
Switzerland	60	5.896	9.694,52	26.234	162.771	520,46
Denmark	6.480	75.003	1.057,46	58.670	520.827	787,72
Norway	–	2.001	–	–	18.983	–
Sweden	2.708	3.570	31,86	29.110	38.207	31,25
Italy	3.695.327	4.584.616	24,07	23.092.522	26.964.703	16,77
Spain	85.258	115.735	35,75	596.476	775.769	30,06
Portugal	69.800	41.200	-40,97	396.040	168.995	-57,33
Greece	833.651	1.230.908	47,65	5.609.189	7.775.682	38,62
Poland	22.000	–	–	206.800	–	–
Romania	–	1	–	–	2	–
Bulgaria	37.725	42.000	11,33	270.846	234.850	-13,29
Albania	153.810	330.790	115,06	912.749	1.760.639	92,89
Croatia	22.184	44.039	98,52	101.575	170.885	68,23
Malta	20.294	10.542	-48,05	92.886	45.001	-51,55
Slovenia	45.770	46.000	0,50	229.594	177.285	-22,78
Russia Federation	173.454	340.510	96,31	1.357.222	2.461.283	81,35
Makanan Olahan Lainnya	**350.280.509**	**393.112.690**	**12,23**	**603.818.869**	**681.277.241**	**12,83**
Japan	9.877.091	8.088.461	-18,11	24.500.555	21.304.678	-13,04
Hong Kong	2.149.659	1.562.309	-27,32	9.859.662	5.353.105	-45,71
Korea, Republic of	4.974.772	5.950.549	19,61	11.754.326	10.342.147	-12,01
Taiwan	6.038.722	5.334.423	-11,66	14.077.719	10.363.217	-26,39
China	19.895.329	17.246.206	-13,32	36.979.274	29.671.839	-19,76
Mongolia	16.246	29.276	80,21	71.282	63.076	-11,51
Macau	9	16.007	175.372,92	796	28.289	3.454,15
Papua New Guinea	997.218	8.899.528	792,44	3.764.883	7.916.179	110,26
Thailand	17.833.809	26.256.745	47,23	25.747.203	30.167.158	17,17
Singapore	60.305.718	66.271.959	9,89	89.710.305	100.117.054	11,60
Philippines	84.795.751	96.291.539	13,56	101.017.471	123.540.169	22,30
Malaysia	21.382.560	29.194.059	36,53	37.395.805	56.602.166	51,36
Myanmar	964.112	128.717	-86,65	3.150.963	1.390.637	-55,87
Cambodia	413.073	2.029.394	391,29	1.065.573	1.742.309	63,51
Brunei Darussalam	300.092	287.380	-4,24	684.774	835.630	22,03
Lao People'S Dem. Rep.	17.628	9.418	-46,57	85.600	19.336	-77,41
Nepal	380	–	–	1.690	–	–
Viet Nam	62.826.807	40.994.759	-34,75	47.442.816	38.929.431	-17,94
Maldives	44.090	63.956	45,06	102.239	175.310	71,47
India	1.008.832	4.264.912	322,76	2.656.714	6.114.803	130,16
Pakistan	227.952	73.850	-67,60	1.637.278	642.216	-60,78
Bangladesh	797.041	1.218.342	52,86	1.261.419	2.113.963	67,59
Sri Lanka	48.922	53.721	9,81	434.145	567.599	30,74
Afghanistan	51.883	145.978	181,36	226.385	494.193	118,30
Iraq	145.586	457.091	213,97	272.551	923.053	238,67
Iran (Islamic Republic of)	687.500	1.891.887	175,18	1.276.035	3.153.142	147,10
Saudi Arabia	9.721.391	11.906.120	22,47	66.217.071	71.872.514	8,54
Israel	34.541	233.248	575,28	105.838	856.611	709,36

https://www.bps.go.id

Lanjutan Tabel 3.6

Komoditas/Negara Tujuan	Berat Bersih (kg)		Perub	Nilai FOB (US$)		Perub
	Jan–Jun 2023	Jan–Jun 2024	%	Jan–Jun 2023	Jan–Jun 2024	%
(1)	(2)	(3)	(4)	(5)	(6)	(7)
Kuwait	89.936	27.304	-69,64	455.936	172.289	-62,21
Jordan	143.650	177.248	23,39	589.532	655.021	11,11
Lebanon	57.952	117.864	103,38	122.885	177.455	44,41
Palestina	66.838	–	–	64.885	–	–
Yemen	3.930	6.552	66,71	29.106	3.276	-88,74
Oman	17.872	3.528	-80,26	32.249	15.254	-52,70
Syria Arab Republic	3.140	–	–	19.404	–	–
Turkey	4.014.494	3.515.963	-12,42	11.519.021	8.437.931	-26,75
United Arab Emirates	219.496	3.538.038	1.511,89	642.599	10.355.445	1.511,49
Qatar	9.160	572.229	6.147,34	28.589	863.952	2.921,97
Bahrain	17.221	4.702	-72,69	32.342	15.254	-52,84
Cyprus	16.800	16.906	0,63	14.700	24.533	66,89
Egypt	261.880	553.389	111,31	776.696	1.471.174	89,41
Libyan Arab Jamahiriya	8.122	–	–	98.359	–	–
Morocco	453.404	833.948	83,93	1.122.329	2.186.686	94,83
Tunisia	616	1.932	213,46	6.455	4.979	-22,87
Algeria	–	33.000	–	–	111.804	–
Sudan	594.700	–	–	1.995.220	–	–
Ethiopia	70.800	106.545	50,49	165.672	275.264	66,15
Tanzania, United Rep. of	122.662	394.529	221,64	217.872	703.129	222,73
Madagascar	25.326	21.907	-13,50	75.580	80.527	6,54
Somalia	125.154	163.251	30,44	610.965	786.547	28,74
Kenya	399.127	702.092	75,91	1.105.585	1.881.541	70,19
Reunion	79.776	19.944	-75,00	99.720	24.930	-75,00
Mozambique	12.040	–	–	61.490	–	–
Togo	253.268	230.405	-9,03	1.168.578	1.100.195	-5,85
Ghana	293.363	537.122	83,09	1.089.079	1.774.458	62,93
Liberia	9.288	38.748	317,19	48.375	189.678	292,10
Guinea	106.504	175.066	64,37	84.006	462.581	450,65
Angola	54.961	64.000	16,45	96.957	123.920	27,81
Cameroon	20.160	23.040	14,29	88.192	101.568	15,17
Nigeria	3.149.071	3.764.068	19,53	16.615.857	17.923.444	7,87
Sierra Leone	69.211	48.403	-30,06	298.343	208.406	-30,15
Cote D'Ivoire	120	3	-97,50	825	10	-98,84
Senegal	162.330	80.525	-50,39	714.476	369.298	-48,31
Mauritania	–	10.320	–	–	54.825	–
Mali	–	23.400	–	–	81.821	–
Benin	46.176	10.320	-77,65	224.832	45.494	-79,77
Burkina Faso	23.040	–	–	105.600	–	–
Gambia	82.251	69.341	-15,70	350.973	304.560	-13,22
Seychelles	2.141	2.215	3,46	12.395	9.536	-23,07
Uganda	–	3	–	–	1	–
Niger	–	24.120	–	–	115.128	–
Djibouti	1.390	–	–	570	–	–
South Africa	36.176	15.796	-56,34	175.707	60.417	-65,62
Zambia	25	–	–	188	–	–
Mauritius	22.387	34.643	54,75	58.854	144.745	145,94
Democratic Rep. of the Congo	1.000	630	-37,00	1.490	1.863	25,01
Australia	3.244.287	3.400.458	4,81	12.697.238	7.987.161	-37,10
New Zealand	384.235	662.946	72,54	1.017.446	1.213.719	19,29
Micronesia, Fed. States of	31.294	303	-99,03	42.299	1.289	-96,95
Guam	140	1.529	992,27	389	3.968	921,36
Nauru	2.813	30.000	966,43	13.988	41.286	195,15
New Caledonia	45.365	69.904	54,09	74.061	105.221	42,07
Vanuatu	17.931	19.499	8,75	90.592	62.671	-30,82
American Samoa	–	20.258	–	–	18.742	–
Fiji	165.926	2.991.915	1.703,17	492.856	2.530.124	413,36
Kiribati	36.218	56.356	55,60	94.568	179.833	90,16
Marshall Islands	10.605	759	-92,84	10.590	2.275	-78,52
Samoa	25.684	42.450	65,28	91.067	147.636	62,12
Solomon Islands	131.484	365.673	178,11	315.137	435.104	38,07
Tonga	18.218	11.973	-34,28	62.769	41.876	-33,28
Christmas Islands	12	–	–	7	–	–
East Timor	2.065.671	2.530.405	22,50	4.516.351	4.977.876	10,22
United States	3.727.219	4.562.299	22,40	17.679.432	25.118.872	42,08
Canada	257.709	359.173	39,37	445.697	862.213	93,45
Mexico	135.091	13.789	-89,79	231.892	112.339	-51,56
Guatemala	–	50.000	–	–	35.000	–
Panama	12.841	38.488	199,73	51.875	167.418	222,73
Suriname	1.827	16.085	780,41	12.845	71.221	454,49
Chile	2	168.540	8.426.900,00	3	469.856	15.661.771,00
Argentina	53	–	–	398	–	–
Brazil	64.128	354.074	452,13	300.715	1.307.470	334,79
Colombia	360	144.800	40.122,22	2.875	306.360	10.554,36
Ecuador	–	104.216	–	–	54.407	–
Peru	148.974	358.380	140,57	700.244	1.722.778	146,03
Guyana	–	813	–	–	5.419	–
Trinidad and Tobago	3.051	2.720	-10,84	4.758	2.721	-42,81

https://www.bps.go.id

Komoditas/Negara Tujuan	Berat Bersih (kg)		Perub	Nilai FOB (US$)		Perub
	Jan–Jun 2023	Jan–Jun 2024	%	Jan–Jun 2023	Jan–Jun 2024	%
(1)	(2)	(3)	(4)	(5)	(6)	(7)
Costa Rica	–	14.000	–	–	18.900	–
French Polynesia	73	174	138,36	332	768	131,48
United Kingdom	1.482.189	2.132.646	43,88	3.562.540	5.693.710	59,82
Netherlands	5.574.835	7.917.961	42,03	12.540.937	18.495.876	47,48
France	1.741.994	2.222.312	27,57	3.485.112	4.191.134	20,26
Germany, Fed. Rep. of	5.296.253	7.303.059	37,89	7.901.798	9.631.929	21,90
Austria	136.051	970	-99,29	181.967	4.271	-97,65
Belgium	106	148.308	139.549,32	1.546	279.760	17.994,69
Switzerland	18.440	1.143	-93,80	50.664	32.687	-35,48
Denmark	155.737	83.797	-46,19	353.327	239.799	-32,13
Norway	223.037	143.212	-35,79	305.462	225.429	-26,20
Sweden	572.579	344.481	-39,84	825.268	471.727	-42,84
Finland	35.119	18.900	-46,18	49.543	22.850	-53,88
Ireland	19.835	64.800	226,70	22.206	65.448	194,73
Italy	676.711	540.721	-20,10	1.349.950	980.738	-27,35
Spain	1.748.601	2.175.985	24,44	2.511.188	2.818.985	12,26
Portugal	19.685	39.888	102,63	26.248	48.198	83,63
Iceland	20.117	–	–	77.866	–	–
Greece	58.942	7.656	-87,01	126.188	50.208	-60,21
Hungary	21.399	2.949	-86,22	54.642	12.324	-77,45
Poland	236.206	1.731.670	633,12	350.144	2.347.312	570,38
Romania	25.256	20	-99,92	19.563	900	-95,40
Bulgaria	168	5.092	2.940,00	481	34.270	7.031,59
Albania	–	18	–	–	1.280	–
Armenia	14	–	–	1.571	–	–
Azerbaijan	25.000	–	–	46.250	–	–
Kazakhstan	3.023	3.235	7,01	8.551	9.750	14,03
Kyrgyzstan	1.390	4.742	241,15	1.215	13.850	1.039,92
Ukraine	1.005	–	–	3.055	–	–
Uzbekistan	–	400	–	–	1.000	–
Lithuania	5.664	196.020	3.360,81	103.540	167.717	61,98
Latvia	–	800	–	–	2.800	–
Estonia	89	26	-71,06	8.615	2.770	-67,85
Georgia	–	200	–	–	830	–
Croatia	1.080.947	1.258.229	16,40	2.619.949	3.049.600	16,40
Malta	36.600	54.750	49,59	50.237	70.135	39,61
Slovakia	–	23	–	–	1.959	–
Slovenia	175.249	165.742	-5,42	273.813	271.634	-0,80
Czech Republic	25	20.539	82.055,22	3.733	28.694	668,71
Russia Federation	3.648.063	5.266.076	44,35	5.402.195	7.369.517	36,42
Serbia	5.300	1.471	-72,24	26.230	14.869	-43,31
Udang Dibekukan	**71.770.599**	**62.622.317**	**-12,75**	**580.017.635**	**484.233.766**	**-16,51**
Japan	11.972.269	11.831.851	-1,17	114.734.700	107.514.545	-6,29
Hong Kong	202.564	216.392	6,83	2.064.086	1.968.167	-4,65
Korea, Republic of	431.597	428.252	-0,77	3.942.024	4.021.528	2,02
Taiwan	1.281.978	1.349.165	5,24	10.702.600	10.623.215	-0,74
China	8.534.986	4.948.193	-42,02	46.230.462	25.755.400	-44,29
Macau	7.080	5.385	-23,94	64.856	61.197	-5,64
Thailand	206.952	55.747	-73,06	1.835.540	278.140	-84,85
Singapore	450.498	511.053	13,44	3.030.296	2.879.974	-4,96
Philippines	49.470	7.696	-84,44	338.663	49.636	-85,34
Malaysia	649.996	904.247	39,12	5.122.329	3.884.186	-24,17
Brunei Darussalam	19.414	8.912	-54,09	130.275	68.860	-47,14
Viet Nam	550.729	280.484	-49,07	4.456.295	1.827.576	-58,99
Jordan	–	10.931	–	–	17.014	–
Turkey	7.600	12.220	60,79	68.400	87.702	28,22
United Arab Emirates	2.380	–	–	4.760	–	–
Cyprus	–	3.149	–	–	22.674	–
Morocco	16.938	–	–	36.197	–	–
Reunion	14.263	18.829	32,01	152.501	140.042	-8,17
Mauritius	–	15.440	–	–	75.543	–
Australia	118.847	191.336	60,99	1.575.106	2.175.995	38,15
New Zealand	–	7.321	–	–	55.748	–
East Timor	2.750	649	-76,40	3.140	705	-77,55
United States	43.954.093	37.683.254	-14,27	356.550.648	289.483.532	-18,81
Canada	636.474	819.454	28,75	6.039.040	7.122.741	17,94
Trinidad and Tobago	103.557	154.767	49,45	841.804	1.132.372	34,52
Puerto Rico	357.027	346.515	-2,94	2.810.537	2.644.915	-5,89
Dominican Republic	47.272	2.936	-93,79	277.205	29.250	-89,45
United Kingdom	83.900	480.426	472,62	801.990	3.994.582	398,08
Netherlands	281.872	275.902	-2,12	2.607.751	1.874.182	-28,13
France	341.882	210.652	-38,38	3.272.476	2.066.314	-36,86
Germany, Fed. Rep. of	216.444	206.319	-4,68	2.112.580	1.960.088	-7,22
Belgium	427.031	695.823	62,94	3.356.131	5.231.661	55,88
Switzerland	–	9.778	–	–	154.670	–
Denmark	15.750	6.653	-57,76	125.230	81.529	-34,90
Sweden	8.544	9.053	5,96	98.660	101.923	3,31

https://www.bps.go.id

Lanjutan Tabel 3.6

Komoditas/Negara Tujuan	Berat Bersih (kg)		Perub	Nilai FOB (US$)		Perub
	Jan–Jun 2023	Jan–Jun 2024	%	Jan–Jun 2023	Jan–Jun 2024	%
(1)	(2)	(3)	(4)	(5)	(6)	(7)
Ireland	28.080	–	–	362.391	–	–
Italy	77.250	68.729	-11,03	528.799	561.044	6,10
Spain	91.316	108.179	18,47	1.095.228	991.967	-9,43
Portugal	30.016	10.350	-65,52	193.619	94.185	-51,36
Greece	7.500	33.448	345,97	57.375	197.793	244,74
Poland	–	15.000	–	–	101.517	–
Bulgaria	–	4.400	–	–	19.340	–
Russia Federation	542.280	673.425	24,18	4.393.942	4.882.319	11,11
Roti dan Kue	**161.267.768**	**152.583.595**	**-5,38**	**412.202.517**	**387.451.578**	**-6,00**
Japan	2.390.293	3.426.156	43,34	7.187.645	9.615.469	33,78
Hong Kong	1.676.395	1.770.948	5,64	4.080.961	4.382.574	7,39
Korea, Republic of	2.160.818	2.307.850	6,80	7.654.079	8.076.589	5,52
Taiwan	3.636.488	3.117.182	-14,28	9.107.039	7.197.695	-20,97
China	35.715.015	28.853.012	-19,21	99.913.900	80.685.960	-19,24
Mongolia	–	11.717	–	–	33.532	–
Macau	7.856	7.618	-3,03	31.369	29.613	-5,60
Papua New Guinea	200.970	228.483	13,69	522.026	530.549	1,63
Thailand	19.165.057	18.961.340	-1,06	47.908.963	47.770.987	-0,29
Singapore	2.298.597	1.858.234	-19,16	5.565.867	4.993.589	-10,28
Philippines	20.888.776	18.070.067	-13,49	47.744.904	41.281.018	-13,54
Malaysia	16.921.653	19.016.209	12,38	34.156.722	37.342.074	9,33
Myanmar	5.249.045	3.359.887	-35,99	9.551.824	7.272.417	-23,86
Cambodia	1.909.618	1.816.260	-4,89	5.282.487	4.967.092	-5,97
Brunei Darussalam	443.308	410.381	-7,43	1.482.353	1.285.265	-13,30
Lao People'S Dem. Rep.	–	7.485	–	–	28.047	–
Nepal	4.140	–	–	19.460	–	–
Viet Nam	12.581.336	9.430.049	-25,05	36.116.788	23.696.222	-34,39
Maldives	395.242	456.258	15,44	845.120	866.261	2,50
India	4.848.608	8.667.348	78,76	11.254.897	17.327.350	53,95
Pakistan	24.101	39.761	64,97	106.884	165.394	54,74
Bangladesh	28.019	29.953	6,90	123.804	120.526	-2,65
Sri Lanka	–	2.500	–	–	9.084	–
Iraq	132.538	362.432	173,46	418.209	762.225	82,26
Iran (Islamic Republic of)	8.450	–	–	24.318	–	–
Saudi Arabia	3.961.557	681.028	-82,81	8.147.088	3.398.905	-58,28
Israel	191.775	106.465	-44,48	833.913	410.054	-50,83
Kuwait	353.531	191.997	-45,69	1.142.395	764.717	-33,06
Jordan	184.653	1.079.889	484,82	568.577	2.023.294	255,85
Lebanon	68.644	33.997	-50,47	287.178	162.851	-43,29
Palestina	12.332	–	–	54.055	–	–
Yemen	920.152	1.178.849	28,11	1.439.520	1.549.820	7,66
Oman	291.217	318.679	9,43	863.375	1.027.593	19,02
Turkey	7.961	45.674	473,75	30.240	143.670	375,10
United Arab Emirates	1.714.627	2.080.513	21,34	4.803.796	6.428.082	33,81
Qatar	137.679	56.633	-58,87	370.326	205.308	-44,56
Bahrain	299.512	277.904	-7,21	961.619	1.006.247	4,64
Cyprus	–	125	–	–	625	–
Egypt	63.887	86.763	35,81	235.084	430.119	82,96
Libyan Arab Jamahiriya	106.252	134.391	26,48	378.280	457.406	20,92
Sudan	–	20.724	–	–	32.945	–
Tanzania, United Rep. of	51.039	21.648	-57,58	69.535	32.397	-53,41
Madagascar	1.445	–	–	4.958	–	–
Somalia	39.451	42.067	6,63	64.978	69.204	6,50
Kenya	36.346	61.139	68,22	130.771	119.181	-8,86
Reunion	–	3.286	–	–	21.164	–
Mozambique	7.961	7.442	-6,51	24.750	27.875	12,63
Equatorial Guinea	4.121	26.224	536,39	14.645	95.248	550,38
Togo	18.744	3.376	-81,99	11.658	1.082	-90,72
Ghana	28.699	12.815	-55,35	60.671	29.489	-51,39
Liberia	21.379	42.755	99,98	45.561	89.375	96,17
Guinea	9.792	4.896	-50,00	25.691	12.648	-50,77
Angola	20.704	4.158	-79,92	64.946	14.445	-77,76
Congo	22.369	9.670	-56,77	58.902	24.209	-58,90
Nigeria	105.781	103.584	-2,08	274.882	258.769	-5,86
Sierra Leone	–	4.078	–	–	14.864	–
Gabon	284.956	149.068	-47,69	736.981	388.066	-47,34
Cote D'Ivoire	296.990	–	–	505.103	–	–
Senegal	1	–	–	10	–	–
Mali	1.031	5.332	417,25	4.300	18.670	334,18
Benin	5.663	–	–	11.356	–	–
Gambia	–	4.812	–	–	16.236	–
Seychelles	36.883	51.025	38,34	162.982	246.192	51,05
Uganda	786	–	–	3.425	–	–
Niger	–	937	–	–	2.898	–
Chad	–	12.529	–	–	32.120	–
Djibouti	3.540	53.100	1.400,00	3.891	89.208	2.192,50
South Africa	205.164	163.601	-20,26	528.354	493.361	-6,62

https://www.bps.go.id

Komoditas/Negara Tujuan	Berat Bersih (kg)		Perub	Nilai FOB (US$)		Perub
	Jan–Jun 2023	Jan–Jun 2024	%	Jan–Jun 2023	Jan–Jun 2024	%
(1)	(2)	(3)	(4)	(5)	(6)	(7)
Mauritius	567.051	508.052	-10,40	1.708.547	1.518.566	-11,12
Mayotte	4.585	–	–	18.195	–	–
Democratic Rep. of the Congo	1.088	12.071	1.009,64	5.292	34.510	552,06
Australia	7.726.614	9.377.359	21,36	18.892.148	22.780.359	20,58
New Zealand	1.049.977	1.335.116	27,16	2.305.888	3.025.362	31,20
Micronesia, Fed. States of	57.045	22.332	-60,85	155.417	64.124	-58,74
Guam	9.634	10.761	11,70	44.061	34.836	-20,94
Palau	–	375	–	–	356	–
New Caledonia	62.140	49.746	-19,95	119.013	79.340	-33,33
Northern Mariana Islands	5.658	7.949	40,49	23.850	29.093	21,98
Vanuatu	99.719	130.735	31,10	224.766	296.333	31,84
American Samoa	1.596	58.006	3.534,44	4.794	158.535	3.206,95
Fiji	347.371	238.057	-31,47	655.527	459.625	-29,88
Kiribati	46.324	41.502	-10,41	161.653	117.440	-27,35
Marshall Islands	53.047	34.418	-35,12	165.015	103.109	-37,52
Samoa	219.906	165.482	-24,75	477.408	352.043	-26,26
Solomon Islands	366.662	379.220	3,42	671.952	653.869	-2,69
Tonga	367.340	251.137	-31,63	786.072	520.987	-33,72
Christmas Islands	2.501	491	-80,37	3.516	892	-74,62
East Timor	3.910.685	3.610.355	-7,68	7.632.227	6.526.053	-14,49
United States	2.951.824	4.300.395	45,69	14.695.787	20.866.628	41,99
Canada	262.404	185.911	-29,15	1.270.859	1.012.029	-20,37
Mexico	1.495.226	1.035.133	-30,77	4.046.145	3.265.635	-19,29
Guatemala	–	4.284	–	–	20.500	–
Honduras	30.023	30.355	1,11	76.866	79.175	3,00
Panama	39.906	10.989	-72,46	246.638	82.500	-66,55
Cuba	–	29.163	–	–	39.829	–
Chile	105.340	9.911	-90,59	464.755	48.663	-89,53
Argentina	–	43.911	–	–	276.043	–
Brazil	37.025	37.671	1,75	160.783	184.369	14,67
Colombia	283.832	214.481	-24,43	1.302.121	819.629	-37,05
Paraguay	5.601	6.148	9,77	27.061	34.528	27,59
Peru	5.017	–	–	22.512	–	–
Guyana	11.501	25.687	123,34	50.372	88.945	76,58
Trinidad and Tobago	–	4.747	–	–	20.341	–
Dominican Republic	–	10.944	–	–	21.375	–
Barbados	6.653	19.642	195,26	24.163	65.720	171,99
French Polynesia	37.029	33.228	-10,27	77.042	73.300	-4,86
United Kingdom	66.251	95.846	44,67	271.620	366.144	34,80
Netherlands	548.513	692.594	26,27	1.854.041	3.334.042	79,83
France	30.508	6.641	-78,23	135.939	25.783	-81,03
Germany, Fed. Rep. of	111.463	68.344	-38,68	772.911	548.150	-29,08
Austria	350	968	176,12	1.439	2.622	82,15
Belgium	21.532	10.843	-49,64	59.780	55.996	-6,33
Denmark	–	2	–	–	1	–
Norway	5.253	6.789	29,23	29.142	36.530	25,35
Sweden	4.953	281	-94,33	6.420	1.250	-80,53
Italy	–	32	–	–	70	–
Spain	~0	–	–	~0	–	–
Poland	6.571	17.736	169,92	19.383	9.709	-49,91
Armenia	2.752	2.621	-4,76	13.598	12.950	-4,76
Azerbaijan	1.404	1.755	25,00	5.619	7.375	31,25
Uzbekistan	12.147	4.176	-65,62	38.621	15.240	-60,54
Lithuania	33.622	27.124	-19,33	215.896	182.444	-15,49
Latvia	6.946	–	–	56.726	–	–
Georgia	–	32.972	–	–	99.140	–
Croatia	–	250	–	–	1.250	–
Czech Republic	9.844	–	–	83.531	–	–
Russia Federation	32.391	86.557	167,22	93.990	420.373	347,25
Minyak Kelapa	**401.066.902**	**343.428.643**	**-14,37**	**407.079.864**	**395.802.640**	**-2,77**
Japan	741.575	793.308	6,98	1.224.896	1.156.188	-5,61
Hong Kong	2.430	1.601	-34,12	6.623	3.641	-45,03
Korea, Republic of	12.708.189	10.863.948	-14,51	12.823.891	13.644.095	6,40
Taiwan	114.693	72.400	-36,88	161.737	110.120	-31,91
China	62.714.981	60.074.986	-4,21	64.821.261	71.984.468	11,05
Papua New Guinea	–	2.000	–	–	2.860	–
Thailand	3.817.700	5.208.010	36,42	3.776.821	5.626.715	48,98
Singapore	6.841.800	9.991.623	46,04	6.948.706	11.664.835	67,87
Philippines	–	35.503.753	–	–	37.548.408	–
Malaysia	93.790.378	29.072.571	-69,00	88.973.151	30.416.790	-65,81
Nepal	23.940	88.440	269,42	35.192	76.880	118,46
Viet Nam	1.257.240	1.210.890	-3,69	1.612.827	1.505.355	-6,66
India	284.336	265.000	-6,80	252.064	202.451	-19,68
Pakistan	1.067.878	1.350.952	26,51	1.349.825	1.733.124	28,40
Bangladesh	387.800	227.400	-41,36	449.295	291.123	-35,20
Sri Lanka	34.664.520	43.642.855	25,90	36.796.042	51.351.903	39,56
Afghanistan	–	20.736	–	–	26.646	–

https://www.bps.go.id

Lanjutan Tabel 3.6

Komoditas/Negara Tujuan	Berat Bersih (kg)		Perub	Nilai FOB (US$)		Perub
	Jan–Jun 2023	Jan–Jun 2024	%	Jan–Jun 2023	Jan–Jun 2024	%
(1)	(2)	(3)	(4)	(5)	(6)	(7)
Iraq	863.720	776.530	-10,09	1.203.212	994.377	-17,36
Iran (Islamic Republic of)	2.120.600	2.107.400	-0,62	2.358.377	2.774.451	17,64
Saudi Arabia	231.500	–	–	277.046	–	–
Israel	771.078	909.886	18,00	887.226	1.169.959	31,87
Jordan	105.840	896.400	746,94	108.742	1.098.108	909,83
Lebanon	44.720	157.056	251,20	54.558	207.959	281,17
Syria Arab Republic	447.232	525.240	17,44	556.048	646.282	16,23
Turkey	1.743.810	1.288.800	-26,09	2.032.545	1.764.833	-13,17
United Arab Emirates	857.252	2.134.986	149,05	1.047.033	2.694.862	157,38
Qatar	–	7.560	–	–	17.293	–
Bahrain	–	3.000	–	–	15.000	–
Cyprus	–	151	–	–	1.015	–
Egypt	3.067.862	1.793.098	-41,55	3.272.270	2.086.901	-36,22
Libyan Arab Jamahiriya	21.600	–	–	26.136	–	–
Morocco	1.339.360	1.548.040	15,58	1.890.831	1.915.824	1,32
Tunisia	1.882.215	5.759.030	205,97	1.969.563	7.000.447	255,43
Algeria	3.417.410	2.378.460	-30,40	4.365.064	2.875.066	-34,13
Tanzania, United Rep. of	–	132.000	–	–	92.400	–
Madagascar	268.654	317.032	18,01	295.057	307.638	4,26
Somalia	–	40	–	–	150	–
Kenya	731.400	316.740	-56,69	797.312	368.126	-53,83
Reunion	15.200	30.400	100,00	20.292	45.266	123,07
Ghana	–	40.490	–	–	53.243	–
Nigeria	–	87.760	–	–	116.765	–
Senegal	519.050	519.050	0,00	735.782	697.487	-5,20
Djibouti	60.800	–	–	78.584	–	–
South Africa	700.805	1.791.396	155,62	757.659	2.144.528	183,05
Malawi	61.500	–	–	51.353	–	–
Mauritius	27.634	–	–	49.780	–	–
Australia	185.634	263.005	41,68	224.766	406.447	80,83
New Zealand	372.920	292.220	-21,64	449.984	373.022	-17,10
New Caledonia	15.556	–	–	26.170	–	–
Kiribati	75	–	–	129	–	–
East Timor	2.020	–	–	3.934	–	–
United States	46.489.045	8.468.666	-81,78	47.224.789	12.023.002	-74,54
Canada	219.551	163.314	-25,61	427.321	260.964	-38,93
Mexico	262.535	499.224	90,16	375.707	696.023	85,26
Panama	–	1.048	–	–	1.876	–
Chile	–	121.298	–	–	156.646	–
Argentina	486.242	694.656	42,86	629.553	952.622	51,32
Brazil	962.070	970.910	0,92	1.241.374	1.247.519	0,49
Colombia	53.080	66.920	26,07	73.331	115.289	57,22
Ecuador	43.105	276.506	541,47	57.388	393.472	585,64
Peru	10.000	60.020	500,20	29.900	192.181	542,75
Trinidad and Tobago	967.740	924.500	-4,47	1.041.177	1.039.131	-0,20
Dominican Republic	21.500	108.400	404,19	23.758	129.512	445,14
Costa Rica	22.012	–	–	22.733	–	–
French Polynesia	–	30.400	–	–	42.864	–
United Kingdom	50.126	48.517	-3,21	318.994	204.376	-35,93
Netherlands	90.063.092	83.919.346	-6,82	85.631.001	89.542.931	4,57
France	22.229	2.072	-90,68	25.716	10.903	-57,60
Germany, Fed. Rep. of	101.600	359.875	254,21	395.978	685.050	73,00
Belgium	4.013.487	–	–	3.691.687	–	–
Denmark	41.472	–	–	55.158	–	–
Norway	17.809	1.033	-94,20	27.896	1.750	-93,73
Sweden	200.000	–	–	239.000	–	–
Spain	1.062.777	38.880	-96,34	990.456	59.810	-93,96
Greece	87.480	65.610	-25,00	95.616	78.404	-18,00
Hungary	79.187	64.998	-17,92	106.313	90.271	-15,09
Poland	938.300	1.119.200	19,28	1.164.873	1.381.007	18,55
Romania	742.320	2.033.640	173,96	811.810	2.463.955	203,51
Bulgaria	43.740	110.454	152,52	47.021	163.619	247,97
Albania	–	21.500	–	–	30.315	–
Belarus	134.160	849.680	533,33	166.358	1.115.797	570,72
Kazakhstan	103.342	133.200	28,89	138.259	179.229	29,63
Kyrgyzstan	248.832	841.280	238,09	311.662	1.067.786	242,61
Tajikistan	43.740	129.600	196,30	55.769	155.520	178,87
Turkmenistan	–	6.480	–	–	6.156	–
Ukraine	–	393.132	–	–	506.003	–
Uzbekistan	533.028	744.730	39,72	653.571	925.111	41,55
Lithuania	369.712	831.280	124,85	444.835	1.050.763	136,21
Latvia	61.870	42.606	-31,14	80.720	60.744	-24,75
Estonia	–	1.549.301	–	–	1.994.036	–
Georgia	451.851	4.500	-99,00	543.955	5.468	-98,99
Croatia	220.660	243.680	10,43	270.031	308.579	14,28
Russia Federation	13.545.820	14.941.303	10,30	16.826.073	19.146.516	13,79
Serbia	60.480	80.640	33,33	68.302	104.388	52,83

https://www.bps.go.id

Lanjutan Tabel 3.6

Komoditas/Negara Tujuan	Berat Bersih (kg)		Perub	Nilai FOB (US$)		Perub
	Jan–Jun 2023	Jan–Jun 2024	%	Jan–Jun 2023	Jan–Jun 2024	%
(1)	(2)	(3)	(4)	(5)	(6)	(7)
Fillet Ikan Dibekukan	**53.406.081**	**54.086.357**	**1,27**	**354.050.295**	**343.371.097**	**-3,02**
Japan	5.291.123	4.006.133	-24,29	33.983.551	26.290.557	-22,64
Hong Kong	213.137	46.195	-78,33	1.621.932	576.078	-64,48
Korea, Republic of	1.593.664	1.988.355	24,77	6.203.817	6.771.668	9,15
Taiwan	1.390.819	1.829.428	31,54	3.624.042	4.094.632	12,99
China	1.190.942	480.009	-59,70	4.131.672	1.779.817	-56,92
Papua New Guinea	398.750	224.500	-43,70	879.859	424.525	-51,75
Thailand	2.103.420	1.791.183	-14,84	10.407.218	8.677.030	-16,62
Singapore	1.581.235	1.604.495	1,47	8.455.667	6.968.765	-17,58
Philippines	1.027.531	110.058	-89,29	4.206.052	241.864	-94,25
Malaysia	2.920.293	3.489.004	19,47	9.291.042	10.099.508	8,70
Brunei Darussalam	659	7.297	1.007,82	9.313	70.885	661,16
Viet Nam	970.365	1.128.646	16,31	6.887.610	7.222.723	4,87
India	101	–	–	2.405	–	–
Saudi Arabia	–	2.326	–	–	23.155	–
Israel	25.000	–	–	149.850	–	–
Kuwait	–	1.000	–	–	20.408	–
Jordan	2.250	2.250	0,00	46.436	54.203	16,73
Lebanon	9.410	7.200	-23,49	155.538	121.300	-22,01
Oman	–	216.000	–	–	704.700	–
Turkey	74.250	198.000	166,67	351.053	871.200	148,17
United Arab Emirates	349.643	53.671	-84,65	1.822.376	482.144	-73,54
Qatar	–	3.206	–	–	33.475	–
Bahrain	500	250	-50,00	7.500	8.864	18,19
Cyprus	14.700	2.916	-80,16	99.266	20.020	-79,83
Libyan Arab Jamahiriya	–	27.000	–	–	118.800	–
Morocco	–	49.500	–	–	138.600	–
Tunisia	99.000	–	–	445.500	–	–
Algeria	1.115.200	502.000	-54,99	4.090.885	1.778.810	-56,52
Namibia	52.000	26.000	-50,00	216.000	118.300	-45,23
Reunion	104.851	113.839	8,57	699.675	679.320	-2,91
Ghana	–	100.080	–	–	2.382	–
South Africa	–	44	–	–	41	–
Mauritius	311.497	190.990	-38,69	1.156.103	779.401	-32,58
Mayotte	2.000	2.000	0,00	12.610	10.845	-13,99
Australia	1.227.892	1.426.987	16,21	11.605.213	12.278.138	5,80
New Zealand	24.046	36.486	51,73	352.147	417.873	18,66
American Samoa	–	98.560	–	–	523.600	–
East Timor	240	–	–	1.755	–	–
United States	19.329.268	17.567.153	-9,12	169.824.626	154.957.517	-8,75
Canada	1.530.539	2.472.165	61,52	12.487.743	15.467.308	23,86
Mexico	669.924	603.540	-9,91	3.641.807	3.412.518	-6,30
Colombia	37.461	–	–	235.576	–	–
Uruguay	13.000	–	–	67.000	–	–
Ecuador	531.100	24.750	-95,34	2.486.175	76.247	-96,93
Peru	742.500	50.000	-93,27	3.330.570	124.672	-96,26
Trinidad and Tobago	20.455	12.575	-38,52	188.541	136.511	-27,60
Puerto Rico	87.236	89.497	2,59	1.044.059	989.187	-5,26
Dominican Republic	46.526	75.764	62,84	480.958	735.293	52,88
Aruba	46.871	34.167	-27,11	520.637	371.572	-28,63
Martinique	74.997	180.356	140,48	536.454	1.092.849	103,72
Netherlands Antilles	–	12.959	–	–	115.414	–
Guadeloupe	72.370	17.697	-75,55	556.400	139.159	-74,99
United Kingdom	121.596	304.319	150,27	896.869	1.975.791	120,30
Netherlands	509.555	516.807	1,42	3.426.063	3.621.082	5,69
France	501.781	906.795	80,72	3.053.691	5.564.486	82,22
Germany, Fed. Rep. of	466.355	515.532	10,54	3.175.325	3.426.742	7,92
Belgium	384.945	495.760	28,79	2.623.710	3.278.214	24,95
Denmark	15.076	40.674	169,80	121.434	262.751	116,37
Norway	–	3.000	–	–	19.760	–
Sweden	–	71.907	–	–	318.612	–
Ireland	181.489	141.534	-22,02	1.354.264	1.208.894	-10,73
Italy	3.637.615	6.043.858	66,15	22.154.790	34.390.178	55,23
Spain	1.518.635	2.921.485	92,38	6.951.878	12.507.478	79,92
Portugal	504.980	656.656	30,04	2.331.794	2.873.231	23,22
Poland	151.175	236.215	56,25	854.682	1.700.442	98,96
Romania	16.067	48.000	198,75	94.691	323.730	241,88
Moldova, Republic of	–	20.060	–	–	150.867	–
Ukraine	–	116.969	–	–	768.569	–
Uzbekistan	–	10.500	–	–	69.014	–
Lithuania	67.776	24.238	-64,24	400.251	149.070	-62,76
Georgia	24.271	48.849	101,26	125.020	282.552	126,01
Croatia	–	14.000	–	–	69.300	–
Russia Federation	8.000	42.972	437,14	169.200	388.450	129,58
Olahan Kopi dan Teh	**113.411.405**	**112.741.490**	**-0,59**	**337.303.434**	**329.982.941**	**-2,17**
Japan	1.317.959	1.678.038	27,32	6.156.818	7.366.053	19,64
Hong Kong	899.077	1.087.111	20,91	2.870.347	3.257.697	13,49

https://www.bps.go.id

Lanjutan Tabel 3.6

Komoditas/Negara Tujuan	Berat Bersih (kg)		Perub	Nilai FOB (US$)		Perub
	Jan–Jun 2023	Jan–Jun 2024	%	Jan–Jun 2023	Jan–Jun 2024	%
(1)	(2)	(3)	(4)	(5)	(6)	(7)
Korea, Republic of	116.448	114.269	-1,87	319.254	308.492	-3,37
Taiwan	1.835.819	1.601.313	-12,77	4.439.206	3.379.099	-23,88
China	2.164.530	1.738.093	-19,70	5.149.317	3.763.984	-26,90
Mongolia	3.724	11.597	211,36	22.128	46.702	111,05
Papua New Guinea	2.289.762	1.281.706	-44,02	7.473.937	4.186.626	-43,98
Thailand	1.635.896	3.529.059	115,73	4.644.589	9.866.159	112,42
Singapore	1.282.542	840.030	-34,50	3.661.857	2.147.301	-41,36
Philippines	66.118.432	55.391.663	-16,22	203.424.291	168.226.457	-17,30
Malaysia	10.786.158	13.200.308	22,38	29.955.959	36.466.898	21,74
Myanmar	4.200	–	–	10.253	–	–
Cambodia	134.943	201.528	49,34	386.632	412.643	6,73
Brunei Darussalam	121.613	173.020	42,27	380.555	506.019	32,97
Viet Nam	1.263.625	1.236.010	-2,19	3.936.358	5.687.880	44,50
Maldives	17.886	6.685	-62,63	48.195	13.604	-71,77
India	359.614	244.152	-32,11	1.090.790	1.044.086	-4,28
Pakistan	1.104.446	403.968	-63,42	2.071.479	850.240	-58,95
Bangladesh	23.772	13.623	-42,69	79.421	53.506	-32,63
Sri Lanka	200	350	75,00	1.836	3.648	98,67
Iraq	1.262.671	2.200.012	74,23	4.151.914	8.246.253	98,61
Iran (Islamic Republic of)	66.128	712.455	977,39	236.457	2.003.641	747,36
Saudi Arabia	547.349	544.929	-0,44	2.681.529	2.140.133	-20,19
Israel	371.326	433.328	16,70	1.269.202	1.490.049	17,40
Kuwait	211.430	110.948	-47,53	950.581	493.307	-48,10
Jordan	461.733	1.400.854	203,39	1.653.527	4.726.885	185,87
Lebanon	942.164	1.735.114	84,16	3.086.435	5.691.154	84,39
Palestina	315.102	302.059	-4,14	1.038.470	963.980	-7,17
Yemen	116.916	26.160	-77,62	383.130	82.731	-78,41
Oman	4.436	53.542	1.106,92	50.118	172.284	243,76
Turkey	25	130.772	522.988,00	750	570.980	76.030,64
United Arab Emirates	3.110.662	5.064.228	62,80	11.316.421	17.010.742	50,32
Qatar	74.217	103.046	38,84	302.029	378.075	25,18
Bahrain	26.232	26.255	0,09	112.740	115.583	2,52
Cyprus	–	4.599	–	–	13.094	–
Egypt	39.683	73.961	86,38	166.613	181.585	8,99
Libyan Arab Jamahiriya	122.688	75.276	-38,64	544.150	312.382	-42,59
Morocco	–	5.400	–	–	99.000	–
Tanzania, United Rep. of	–	797	–	–	2.940	–
Madagascar	54.379	71.557	31,59	176.262	218.180	23,78
Somalia	3.934	6.308	60,34	18.765	18.181	-3,12
Kenya	2.558	21.259	730,92	5.153	67.805	1.215,83
Mozambique	1.163	10.290	785,16	5.700	45.050	690,35
Ghana	600	21.866	3.544,36	3.762	80.230	2.032,49
Liberia	12.120	12.720	4,95	42.420	45.540	7,36
Angola	12.450	–	–	119.557	–	–
Cameroon	8.071	–	–	13.228	–	–
Nigeria	1.651.934	2.519.377	52,51	3.159.682	5.326.725	68,58
Sierra Leone	–	4.667	–	–	14.893	–
Gabon	6.501	8.100	24,60	17.706	20.425	15,36
Senegal	2	–	–	180	–	–
Mali	4.232	–	–	12.650	–	–
Gambia	12.720	12.973	1,99	44.520	45.548	2,31
Seychelles	648	852	31,48	1.000	1.254	25,40
Uganda	18.990	–	–	52.944	–	–
Niger	12.720	13.320	4,72	38.160	41.560	8,91
Djibouti	1.193	–	–	15.013	–	–
Swaziland	600	–	–	4.732	–	–
South Africa	12.310	19.213	56,08	39.496	70.880	79,46
Zambia	–	13.196	–	–	50.600	–
Mauritius	52.610	52.849	0,45	186.019	182.173	-2,07
Democratic Rep. of the Congo	7.483	–	–	23.434	–	–
Australia	762.721	343.080	-55,02	3.738.275	659.370	-82,36
New Zealand	308.019	106.440	-65,44	1.159.033	276.184	-76,17
Micronesia, Fed. States of	2.333	4.320	85,20	8.652	3.320	-61,63
Guam	1.534	40.487	2.539,98	2.885	200.281	6.841,20
New Caledonia	11	14	27,91	52	59	13,12
Northern Mariana Islands	–	505	–	–	4.524	–
Vanuatu	7.431	3.822	-48,57	28.473	17.801	-37,48
American Samoa	1.516	71.946	4.646,41	4.134	61.104	1.378,07
Fiji	16.454	5.673	-65,52	43.460	19.200	-55,82
Kiribati	965	144	-85,07	620	164	-73,49
Marshall Islands	600	12.288	1.948,00	2.100	43.982	1.994,38
Samoa	14.992	20.133	34,29	112.149	123.516	10,14
Solomon Islands	454.648	273.876	-39,76	1.320.555	851.491	-35,52
East Timor	1.111.996	1.813.088	63,05	2.776.915	4.390.783	58,12
Antartica	9.346	–	–	38.572	–	–
United States	1.853.218	2.123.130	14,56	4.633.798	4.946.828	6,76
Canada	253.236	318.950	25,95	1.011.435	1.268.221	25,39
Mexico	300	–	–	1.500	–	–

https://www.bps.go.id

Komoditas/Negara Tujuan	Berat Bersih (kg)		Perub	Nilai FOB (US$)		Perub
	Jan–Jun 2023	Jan–Jun 2024	%	Jan–Jun 2023	Jan–Jun 2024	%
(1)	(2)	(3)	(4)	(5)	(6)	(7)
Suriname	4.048	2.976	-26,47	16.600	16.350	-1,51
Chile	1.704	2.400	40,85	6.854	11.012	60,67
Brazil	1.400	739	-47,19	6.398	8.999	40,64
Paraguay	2.175	1.696	-22,02	9.850	9.525	-3,30
Peru	20.900	20.684	-1,03	28.200	28.400	0,71
French Polynesia	130	–	–	100	–	–
United Kingdom	274.925	153.978	-43,99	449.120	378.116	-15,81
Netherlands	71.315	53.821	-24,53	194.211	194.007	-0,11
France	2.524	2.994	18,62	17.788	46.013	158,67
Germany, Fed. Rep. of	1.126.359	1.715.029	52,26	1.658.773	2.187.356	31,87
Austria	139	1.469	954,89	445	2.938	560,62
Belgium	1.293	3.373	160,92	26.382	87.399	231,28
Switzerland	1.865	940	-49,62	40.240	17.518	-56,47
Luxembourg	–	30.000	–	–	65.100	–
Denmark	–	7	–	–	224	–
Norway	6.035	6.338	5,01	22.690	24.900	9,74
Sweden	26.213	10.399	-60,33	120.277	49.326	-58,99
Finland	–	7	–	–	257	–
Ireland	–	13.005	–	–	50.469	–
Italy	40.940	73.789	80,24	197.777	406.772	105,67
Spain	184.830	9.936	-94,62	133.005	61.681	-53,62
Portugal	43	–	–	1.115	–	–
Hungary	51	–	–	46	–	–
Poland	1.134.397	902.520	-20,44	1.879.027	1.638.571	-12,80
Romania	210	35.764	16.930,48	1.084	86.757	7.901,94
Armenia	41.079	16.293	-60,34	146.746	65.421	-55,42
Azerbaijan	94.275	70.740	-24,96	420.352	254.518	-39,45
Kazakhstan	12.336	–	–	39.886	–	–
Kyrgyzstan	50.824	12.120	-76,15	160.349	41.460	-74,14
Tajikistan	11.359	–	–	50.880	–	–
Uzbekistan	79.728	126.240	58,34	250.870	395.660	57,72
Latvia	–	5.000	–	–	10.546	–
Estonia	17	–	–	73	–	–
Georgia	37.776	35.386	-6,33	148.500	137.068	-7,70
Croatia	–	6.300	–	–	24.500	–
Czech Republic	8	199	2.385,58	65	4.602	6.980,23
Russia Federation	4.352.566	5.744.651	31,98	8.345.454	12.299.718	47,38
Mentega, Lemak dan Minyak Kakao	**73.420.250**	**58.850.339**	**-19,84**	**309.301.694**	**467.385.522**	**51,11**
Japan	1.746.340	2.140.100	22,55	7.967.532	16.914.008	112,29
Hong Kong	2.101	1.108	-47,25	9.348	4.107	-56,07
Korea, Republic of	90.000	80.000	-11,11	422.100	633.850	50,17
Taiwan	3.000	32.000	966,67	13.130	220.446	1.579,01
China	4.387.010	3.458.292	-21,17	19.574.277	26.664.038	36,22
Macau	11	35	225,60	341	1.999	487,03
Papua New Guinea	155	–	–	245	–	–
Thailand	3.000	–	–	13.089	–	–
Singapore	989.822	559.289	-43,50	4.286.599	4.499.300	4,96
Philippines	27.273	12.078	-55,71	125.628	95.163	-24,25
Malaysia	570.152	933.030	63,65	1.863.131	8.030.067	331,00
Viet Nam	–	1.000	–	–	8.366	–
India	11.054.084	11.577.380	4,73	45.665.207	80.000.192	75,19
Pakistan	520.000	500.000	-3,85	2.389.220	2.711.070	13,47
Sri Lanka	5.350	5.000	-6,54	26.707	32.110	20,23
Iran (Islamic Republic of)	21.000	–	–	93.860	–	–
Saudi Arabia	148.000	20.000	-86,49	689.656	137.880	-80,01
Israel	417.000	889.975	113,42	1.849.480	8.339.878	350,93
Turkey	565.000	660.000	16,81	2.647.961	4.892.060	84,75
United Arab Emirates	670.022	1.277.038	90,60	3.093.027	13.114.181	323,99
Egypt	542.000	429.628	-20,73	2.423.451	3.538.448	46,01
Algeria	–	25.000	–	–	136.275	–
South Africa	888.575	500.000	-43,73	3.978.607	4.324.892	8,70
Australia	5.380.155	3.911.027	-27,31	24.756.031	37.370.956	50,96
New Zealand	1.080.000	980.000	-9,26	5.047.660	8.116.056	60,79
United States	21.859.000	11.620.000	-46,84	89.872.188	92.261.748	2,66
Canada	3.180.000	1.760.000	-44,65	14.052.917	15.322.337	9,03
Mexico	1.580.000	1.060.000	-32,91	6.667.962	10.298.897	54,45
Chile	424.000	–	–	1.720.000	–	–
United Kingdom	–	56.000	–	–	458.040	–
Netherlands	7.147.175	2.060.000	-71,18	28.197.473	15.921.614	-43,54
France	400.000	800.000	100,00	1.821.200	8.058.314	342,47
Germany, Fed. Rep. of	40.000	2.000.000	4.900,00	169.000	14.862.740	8.694,52
Finland	300.000	–	–	1.310.600	–	–
Spain	26	–	–	55	–	–
Greece	80.000	–	–	328.000	–	–
Poland	40.000	1	-100,00	160.000	8	-99,99
Armenia	–	18.000	–	–	48.579	–
Lithuania	–	71.000	–	–	401.075	–

https://www.bps.go.id

Lanjutan Tabel 3.6

Komoditas/Negara Tujuan	Berat Bersih (kg)		Perub	Nilai FOB (US$)		Perub
	Jan–Jun 2023	Jan–Jun 2024	%	Jan–Jun 2023	Jan–Jun 2024	%
(1)	(2)	(3)	(4)	(5)	(6)	(7)
Estonia	8.340.000	7.545.358	-9,53	34.320.015	57.188.835	66,63
Russia Federation	920.000	3.868.000	320,43	3.746.000	32.777.993	775,01
Ikan Dibekukan	**98.445.245**	**131.782.404**	**33,86**	**225.113.057**	**273.383.115**	**21,44**
Japan	17.658.030	15.896.521	-9,98	33.724.019	23.017.512	-31,75
Hong Kong	275.276	397.107	44,26	923.893	1.361.799	47,40
Korea, Republic of	3.623.000	3.136.198	-13,44	5.821.950	5.503.952	-5,46
Taiwan	4.102.490	3.117.840	-24,00	7.571.019	7.287.729	-3,74
China	35.810.906	51.028.554	42,49	82.629.604	110.722.357	34,00
Thailand	11.511.110	19.333.038	67,95	21.868.890	31.917.923	45,95
Singapore	1.754.730	2.081.272	18,61	4.186.029	4.702.655	12,34
Philippines	3.413.323	2.565.323	-24,84	7.165.904	4.072.613	-43,17
Malaysia	4.002.841	3.804.505	-4,95	8.456.941	8.538.520	0,96
Brunei Darussalam	32.570	34.432	5,72	80.733	177.814	120,25
Viet Nam	3.756.552	7.404.051	97,10	11.598.274	17.673.722	52,38
India	139.998	245.941	75,68	493.115	494.818	0,35
Bangladesh	14.500	98.410	578,69	5.800	168.542	2.805,89
Sri Lanka	179.869	88.000	-51,08	291.848	121.435	-58,39
Iran (Islamic Republic of)	–	415.000	–	–	689.776	–
Saudi Arabia	28.720	12.015	-58,16	141.342	127.953	-9,47
Jordan	65.277	30.429	-53,38	208.696	60.330	-71,09
Lebanon	26.909	81.370	202,39	33.247	94.782	185,09
Oman	–	43.609	–	–	198.766	–
Turkey	13.660	790.100	5.684,04	15.026	1.362.243	8.965,91
United Arab Emirates	194.301	254.353	30,91	568.941	944.442	66,00
Qatar	109.430	23.613	-78,42	244.528	84.005	-65,65
Cyprus	18.651	–	–	93.922	–	–
Egypt	300.410	678.380	125,82	346.397	727.987	110,16
Morocco	–	50.000	–	–	74.333	–
Tunisia	–	2.281.600	–	–	3.458.777	–
Algeria	27.000	–	–	71.000	–	–
Kenya	5.000	6.000	20,00	36.380	43.700	20,12
Reunion	153.998	170.220	10,53	630.167	629.672	-0,08
Mozambique	84.283	52.910	-37,22	62.394	33.118	-46,92
Cote D'Ivoire	42.940	56.000	30,41	112.503	56.000	-50,22
Senegal	426.515	479.260	12,37	872.603	987.741	13,19
Mali	15.640	–	–	111.851	–	–
Seychelles	254.000	522.000	105,51	419.004	809.389	93,17
South Africa	166.000	217.860	31,24	264.470	261.906	-0,97
Mauritius	974.632	2.395.083	145,74	2.480.107	4.244.282	71,13
Mayotte	15.050	16.345	8,60	66.353	62.742	-5,44
Australia	101.289	404.838	299,69	507.738	1.157.831	128,04
New Zealand	21.810	35.881	64,52	44.937	128.812	186,65
American Samoa	–	350.000	–	–	594.578	–
Samoa	300.000	–	–	647.201	–	–
East Timor	37.010	45.755	23,63	46.242	54.633	18,14
United States	2.776.206	3.320.331	19,60	10.229.091	14.556.545	42,31
Canada	10.828	40.390	273,01	45.802	144.179	214,79
Mexico	–	19.996	–	–	228.635	–
Suriname	263.000	161.000	-38,78	396.660	238.920	-39,77
Colombia	29.636	17.424	-41,20	101.148	101.601	0,45
Ecuador	27.500	525.000	1.809,09	115.900	954.100	723,21
Trinidad and Tobago	27.000	7.557	-72,01	41.850	82.039	96,03
Puerto Rico	36.383	45.385	24,74	307.999	390.641	26,83
Dominican Republic	199.880	232.544	16,34	1.206.562	1.398.499	15,91
Costa Rica	616.590	650.000	5,42	1.893.956	1.643.261	-13,24
Barbados	52.230	55.283	5,84	288.987	267.060	-7,59
Aruba	1.603	3.466	116,26	13.000	29.595	127,66
Grenada	28.019	55.500	98,08	42.028	73.300	74,41
Martinique	48.658	58.725	20,69	122.795	232.685	89,49
Netherlands Antilles	–	8.079	–	–	48.924	–
Guadeloupe	52.000	43.524	-16,30	190.598	160.284	-15,90
United Kingdom	393.676	459.611	16,75	1.420.655	1.719.619	21,04
Netherlands	290.426	330.970	13,96	676.971	542.928	-19,80
France	371.476	457.845	23,25	1.414.020	1.521.497	7,60
Belgium	166.284	146.702	-11,78	312.850	279.271	-10,73
Denmark	–	20.620	–	–	27.221	–
Norway	–	2.900	–	–	7.163	–
Italy	1.003.459	2.946.097	193,59	5.394.266	7.981.738	47,97
Spain	1.629.146	2.578.098	58,25	3.365.153	4.808.984	42,91
Portugal	537.039	924.326	72,12	3.353.147	3.188.836	-4,90
Greece	12.044	16.507	37,05	66.340	54.606	-17,69
Poland	–	3	–	–	70	–
Romania	36.034	9.048	-74,89	182.110	41.939	-76,97
Russia Federation	178.410	1.660	-99,07	1.088.106	9.788	-99,10
Ikan Diolah atau Diawetkan	**49.301.076**	**53.678.804**	**8,88**	**194.202.243**	**202.316.404**	**4,18**
Japan	7.733.143	6.729.759	-12,98	33.912.503	28.137.741	-17,03

https://www.bps.go.id

Lanjutan Tabel 3.6

Komoditas/Negara Tujuan	Berat Bersih (kg)		Perub	Nilai FOB (US$)		Perub
	Jan–Jun 2023	Jan–Jun 2024	%	Jan–Jun 2023	Jan–Jun 2024	%
(1)	(2)	(3)	(4)	(5)	(6)	(7)
Hong Kong	37.842	37.100	-1,96	273.400	185.921	-32,00
Korea, Republic of	114.772	74.470	-35,12	383.292	254.515	-33,60
Taiwan	199.569	193.569	-3,01	580.954	545.192	-6,16
China	117.373	1.091.892	830,28	51.469	697.474	1.255,13
Papua New Guinea	445.561	684.265	53,57	892.215	1.320.989	48,06
Thailand	6.630.224	9.131.651	37,73	25.684.184	34.826.297	35,59
Singapore	31.273	7.986	-74,46	181.778	42.093	-76,84
Philippines	22.681	5	-99,98	186.918	4	-100,00
Malaysia	681.382	124.636	-81,71	1.155.214	473.017	-59,05
Myanmar	–	21.600	–	–	16.092	–
Brunei Darussalam	6.450	3.600	-44,19	38.700	12.878	-66,72
Viet Nam	1.852.785	937.504	-49,40	2.709.064	1.106.157	-59,17
India	–	3	–	–	5	–
Bangladesh	740.000	–	–	768.475	–	–
Iraq	105.461	187.388	77,68	379.393	454.288	19,74
Iran (Islamic Republic of)	–	15.002	–	–	63.486	–
Saudi Arabia	10.560.716	8.837.252	-16,32	47.125.177	38.962.785	-17,32
Israel	–	111.500	–	–	329.790	–
Kuwait	702.064	1.206.046	71,79	3.346.534	5.407.064	61,57
Jordan	1.464.260	1.756.473	19,96	6.419.163	7.392.918	15,17
Lebanon	263.844	20.000	-92,42	1.205.533	56.790	-95,29
Yemen	26.760	145.200	442,60	144.200	729.015	405,56
Oman	309.862	334.484	7,95	1.245.614	1.100.136	-11,68
Turkey	–	90.863	–	–	322.875	–
United Arab Emirates	608.055	523.091	-13,97	2.355.319	1.628.324	-30,87
Qatar	12.500	12.440	-0,48	48.813	48.580	-0,48
Bahrain	16.136	25.577	58,51	55.552	76.854	38,35
Egypt	40.025	320.799	701,50	118.289	852.614	620,79
Libyan Arab Jamahiriya	1.036.639	193.943	-81,29	4.825.983	726.459	-84,95
Algeria	501.000	264.920	-47,12	1.845.085	1.084.948	-41,20
Sudan	–	20.000	–	–	48.000	–
Tanzania, United Rep. of	93.000	805.056	765,65	186.000	1.943.105	944,68
Madagascar	59.581	81.063	36,05	165.208	204.766	23,94
Somalia	120.324	104.109	-13,48	448.688	391.397	-12,77
Kenya	20.000	60.000	200,00	55.520	151.200	172,33
Reunion	21.600	19.961	-7,59	86.400	55.850	-35,36
Mozambique	14.508	40.500	179,16	30.960	127.008	310,23
Equatorial Guinea	40.000	121.312	203,28	110.400	304.412	175,74
Togo	261.700	407.845	55,84	730.230	1.051.702	44,02
Ghana	913.542	1.103.949	20,84	2.507.898	2.741.857	9,33
Liberia	40.500	21.094	-47,92	111.780	52.313	-53,20
Angola	240.932	364.788	51,41	698.402	918.901	31,57
Congo	80.681	822.374	919,29	235.628	2.051.803	770,78
Cameroon	220.682	367.731	66,63	636.670	934.099	46,72
Nigeria	200.200	137.053	-31,54	484.245	299.753	-38,10
Sierra Leone	300.619	406.981	35,38	862.653	1.017.355	17,93
Gabon	20.250	19.900	-1,73	56.700	62.958	11,04
Cote D'Ivoire	299.963	182.184	-39,26	822.295	460.083	-44,05
Senegal	600.881	1.268.518	111,11	1.645.139	3.187.484	93,75
Benin	241.000	59.900	-75,15	670.480	158.136	-76,41
Guinea Bissau	40.256	–	–	114.986	–	–
Gambia	161.256	635.038	293,81	466.487	1.598.318	242,63
Uganda	1	–	–	2	–	–
South Africa	103.170	16.251	-84,25	308.270	59.808	-80,60
Comoros	254.659	119.981	-52,89	630.674	303.153	-51,93
Mauritius	20.250	20.250	0,00	58.320	55.080	-5,56
Democratic Rep. of the Congo	242.000	1.124.675	364,74	629.600	2.702.546	329,25
Australia	2.092.003	2.949.194	40,97	11.926.095	17.486.908	46,63
Micronesia, Fed. States of	–	14.485	–	–	48.667	–
Solomon Islands	–	78.396	–	–	248.540	–
East Timor	399.229	446.971	11,96	1.074.333	1.201.544	11,84
United States	4.086.589	3.985.743	-2,47	18.046.122	16.733.817	-7,27
Canada	7.000	150.196	2.045,66	29.960	616.378	1.957,34
Mexico	199.600	10.000	-94,99	831.040	45.400	-94,54
Guatemala	217.620	–	–	432.900	–	–
Suriname	21.250	114.026	436,59	68.000	219.694	223,08
Chile	–	252.000	–	–	756.000	–
Ecuador	101.200	–	–	320.040	–	–
Bahamas	–	16.522	–	–	62.240	–
Puerto Rico	–	18.000	–	–	82.800	–
Dominican Republic	80.000	219.846	174,81	233.600	606.937	159,82
Dominica	17.838	–	–	48.088	–	–
United Kingdom	913.802	1.754.451	91,99	4.056.749	7.370.405	81,68
Netherlands	234.040	557.602	138,25	1.301.331	3.485.715	167,86
France	53.170	1.501	-97,18	269.124	8.506	-96,84
Germany, Fed. Rep. of	393.189	276.659	-29,64	1.532.065	1.119.310	-26,94
Belgium	54.144	–	–	261.600	–	–
Switzerland	–	52.128	–	–	214.600	–

https://www.bps.go.id

Lanjutan Tabel 3.6

Komoditas/Negara Tujuan	Berat Bersih (kg)		Perub	Nilai FOB (US$)		Perub
	Jan–Jun 2023	Jan–Jun 2024	%	Jan–Jun 2023	Jan–Jun 2024	%
(1)	(2)	(3)	(4)	(5)	(6)	(7)
Norway	–	6	–	–	9	–
Sweden	40.500	–	–	114.210	–	–
Ireland	–	22.426	–	–	118.862	–
Spain	21.500	50.032	132,71	92.540	172.412	86,31
Portugal	–	50.000	–	–	142.681	–
Greece	243.023	64.487	-73,46	783.027	231.525	-70,43
Poland	–	16.320	–	–	40.400	–
Romania	59.731	88.384	47,97	154.499	237.506	53,73
Bulgaria	61.404	127.688	107,95	250.012	405.220	62,08
Albania	486.099	491.827	1,18	1.426.218	1.400.513	-1,80
Uzbekistan	18.432	18.432	0,00	89.520	81.708	-8,73
Lithuania	19.350	15.731	-18,70	47.723	34.456	-27,80
Estonia	15.185	15.180	-0,03	73.274	53.878	-26,47
Croatia	167.580	88.957	-46,92	609.767	258.989	-57,53
Slovenia	–	16.392	–	–	36.828	–
Serbia	298.176	96.914	-67,50	1.055.280	393.805	-62,68
Montenegro	127.493	204.780	60,62	388.675	663.770	70,78
Makaroni, Mie dan Produk Sejenisnya	**99.168.893**	**114.651.428**	**15,61**	**198.989.580**	**226.273.282**	**13,71**
Japan	224.052	393.153	75,47	654.716	1.065.566	62,75
Hong Kong	2.901.526	3.023.056	4,19	5.215.940	5.571.772	6,82
Korea, Republic of	2.068.295	1.922.933	-7,03	4.255.302	4.673.274	9,82
Taiwan	2.819.541	2.903.470	2,98	7.282.245	7.072.504	-2,88
China	7.206.510	9.998.618	38,74	21.247.158	26.716.889	25,74
Mongolia	65.317	78.299	19,87	140.606	171.429	21,92
Macau	–	3.863	–	–	6.412	–
Papua New Guinea	2.819.256	2.906.050	3,08	4.765.432	4.992.867	4,77
Thailand	2.611.413	2.510.417	-3,87	3.395.897	3.711.565	9,30
Singapore	2.446.110	2.667.925	9,07	6.180.131	6.333.447	2,48
Philippines	8.649.227	6.888.312	-20,36	10.591.591	7.480.686	-29,37
Malaysia	25.986.178	27.703.097	6,61	43.370.141	45.278.278	4,40
Myanmar	330.251	–	–	646.724	–	–
Cambodia	8.685.981	10.928.352	25,82	13.723.468	16.486.755	20,14
Brunei Darussalam	1.195.343	1.209.201	1,16	2.582.968	2.540.541	-1,64
Viet Nam	3.507.935	5.140.925	46,55	6.576.139	8.964.774	36,32
Maldives	35.695	35.445	-0,70	85.744	75.521	-11,92
India	336.986	686.438	103,70	514.043	1.118.801	117,65
Pakistan	21.546	64.539	199,54	37.021	206.552	457,93
Bangladesh	22.426	31.433	40,17	65.891	96.386	46,28
Sri Lanka	16	–	–	21	–	–
Iraq	2.222.967	2.332.389	4,92	4.687.796	5.648.970	20,50
Iran (Islamic Republic of)	–	24.459	–	–	40.986	–
Saudi Arabia	1.093.688	1.887.933	72,62	2.071.612	3.746.190	80,83
Israel	235.120	117.618	-49,98	505.307	265.644	-47,43
Kuwait	460	171.496	37.165,53	1.110	379.142	34.063,06
Jordan	1.321.038	1.818.334	37,64	4.057.608	4.712.774	16,15
Lebanon	9.137	8.551	-6,41	18.685	20.305	8,67
Yemen	12.768	–	–	22.800	–	–
Oman	134.522	19.255	-85,69	371.843	59.643	-83,96
United Arab Emirates	1.050.367	1.010.033	-3,84	2.815.390	2.727.109	-3,14
Qatar	205.104	149.418	-27,15	944.553	395.675	-58,11
Bahrain	137.024	203.707	48,66	195.413	290.807	48,82
Cyprus	–	3.825	–	–	18.359	–
Namibia	38.153	12.800	-66,45	64.370	11.236	-82,54
Tanzania, United Rep. of	–	324	–	–	1.008	–
Madagascar	163.028	571.787	250,73	274.306	918.009	234,67
Somalia	10.794	35.051	224,72	26.011	55.323	112,69
Kenya	30.994	79.682	157,09	40.784	102.183	150,54
Togo	12.538	295	-97,64	21.566	202	-99,07
Ghana	715	–	–	3.960	–	–
Liberia	22.367	–	–	37.450	–	–
Guinea	24.470	11.672	-52,30	45.149	11.522	-74,48
Angola	12.264	61.678	402,92	22.589	50.816	124,96
Nigeria	39	–	–	41	–	–
Sierra Leone	24.789	42.133	69,97	34.223	43.568	27,31
Gabon	–	36.634	–	–	39.738	–
Cote D'Ivoire	128	170	32,81	107	156	45,50
Senegal	11.324	24.385	115,34	21.575	28.467	31,95
Gambia	–	879	–	–	2.546	–
Seychelles	4.604	2.554	-44,52	9.686	8.602	-11,19
Uganda	14	41	192,86	6	20	233,33
South Africa	943.261	1.896.860	101,10	1.779.112	3.089.577	73,66
Comoros	–	364	–	–	2.072	–
Mauritius	25.888	24.326	-6,03	52.175	38.944	-25,36
Mayotte	12.170	47.839	293,10	22.977	75.073	226,74
Australia	5.790.149	6.923.012	19,57	15.170.447	17.993.577	18,61
New Zealand	3.050.788	2.713.890	-11,04	9.439.337	8.326.536	-11,79
Micronesia, Fed. States of	200	1.128	464,00	122	2.246	1.743,41

https://www.bps.go.id

Lanjutan Tabel 3.6

Komoditas/Negara Tujuan	Berat Bersih (kg)		Perub	Nilai FOB (US$)		Perub
	Jan–Jun 2023	Jan–Jun 2024	%	Jan–Jun 2023	Jan–Jun 2024	%
(1)	(2)	(3)	(4)	(5)	(6)	(7)
Guam	5.546	5.546	0,00	12.535	10.333	-17,57
Nauru	28.233	33.182	17,53	73.470	88.335	20,23
New Caledonia	92.922	105.744	13,80	183.664	201.217	9,56
Northern Mariana Islands	–	266	–	–	576	–
Vanuatu	61.737	25.972	-57,93	209.197	85.639	-59,06
American Samoa	4.779	20.027	319,07	9.979	37.632	277,13
Cook Islands	25.194	12.531	-50,26	51.055	28.501	-44,18
Fiji	106.951	53.086	-50,36	270.198	131.537	-51,32
Kiribati	130.437	136.580	4,71	246.927	259.342	5,03
Samoa	136.682	116.986	-14,41	255.766	220.485	-13,79
Solomon Islands	506.002	432.757	-14,48	1.415.585	1.204.218	-14,93
Tonga	165.891	203.476	22,66	414.088	445.666	7,63
Christmas Islands	23	–	–	40	–	–
East Timor	5.063.743	6.144.562	21,34	8.864.656	9.203.828	3,83
United States	1.948.449	4.384.038	125,00	6.418.247	13.543.488	111,02
Canada	427.461	674.726	57,85	1.367.104	1.859.753	36,04
Mexico	–	61.458	–	–	151.604	–
Suriname	33.762	382.467	1.032,82	63.486	660.369	940,19
Chile	8.090	12.288	51,88	46.128	82.944	79,81
Brazil	–	19.130	–	–	33.341	–
Peru	1.394	12.897	825,15	3.469	21.839	529,61
Guyana	–	54	–	–	144	–
Trinidad and Tobago	7.732	8.698	12,49	19.543	18.917	-3,20
Jamaica	12.966	12.895	-0,55	25.851	20.246	-21,68
Haiti	12.067	–	–	28.328	–	–
Cape Verde	24.256	25.302	4,32	26.699	38.368	43,71
French Polynesia	–	25.560	–	–	44.340	–
Grenada	12.043	12.054	0,09	23.844	18.910	-20,69
United Kingdom	39.248	37.178	-5,27	92.570	78.992	-14,67
Netherlands	826.549	1.216.642	47,20	2.380.678	3.263.056	37,06
France	144.541	239.891	65,97	312.014	674.727	116,25
Germany, Fed. Rep. of	145.971	104.177	-28,63	352.455	278.884	-20,87
Austria	956	968	1,28	1.016	2.268	123,22
Belgium	356	11.904	3.240,95	889	25.426	2.758,66
Norway	73.058	73.889	1,14	221.017	193.091	-12,64
Sweden	23.224	3.928	-83,08	41.065	18.823	-54,16
Italy	–	37.996	–	–	103.426	–
Spain	447.228	440.139	-1,59	1.051.107	1.019.167	-3,04
Portugal	12.348	65.376	429,45	1	117.123	8.846.048,11
Poland	7.111	13.254	86,39	19.484	30.237	55,20
Romania	289	–	–	628	–	–
Albania	–	73.097	–	–	85.472	–
Kazakhstan	24.185	6.195	-74,39	45.925	21.811	-52,51
Lithuania	282	2.521	794,87	1.795	12.830	614,77
Malta	37.438	54.082	44,46	275.307	210.859	-23,41
Czech Republic	–	4.552	–	–	9.333	–
Russia Federation	35.273	13.313	-62,26	74.484	45.147	-39,39
Minyak Makan dan Lemak Nabati dan	**198.603.418**	**328.713.660**	**65,51**	**189.898.096**	**278.969.190**	**46,90**
Hong Kong	500	–	–	653	–	–
Korea, Republic of	9.885.022	5.895.831	-40,36	6.670.249	3.163.321	-52,58
China	1.273.823	11.965.953	839,37	1.010.458	7.243.063	616,81
Thailand	21.000	27.500	30,95	251.943	27.598	-89,05
Singapore	46.803.153	36.262.403	-22,52	51.696.156	37.080.661	-28,27
Philippines	252.000	183.449	-27,20	272.620	184.209	-32,43
Malaysia	40.772.305	65.511.201	60,68	41.916.205	51.566.991	23,02
Viet Nam	1.620.000	971.900	-40,01	1.718.122	1.033.697	-39,84
India	100.003	840.365	740,34	56.089	395.897	605,84
Israel	–	18.000	–	–	18.223	–
Turkey	–	4.999.959	–	–	3.987.467	–
Senegal	–	40.680	–	–	20.400	–
New Zealand	–	33	–	–	22	–
East Timor	1.200	–	–	2.090	–	–
United States	13.031.298	44.490.095	241,41	12.275.889	40.892.910	233,12
Panama	18.000	–	–	19.000	–	–
Chile	–	26.000	–	–	27.040	–
Brazil	103.000	103.000	0,00	110.094	108.195	-1,72
Colombia	26.000	26.000	0,00	26.280	25.220	-4,03
Ecuador	–	20.450	–	–	28.308	–
Peru	18.000	26.000	44,44	18.810	28.600	52,05
United Kingdom	2.749.640	107.628	-96,09	2.683.960	87.249	-96,75
Netherlands	19.416.307	3.372.264	-82,63	17.244.818	3.090.934	-82,08
Germany, Fed. Rep. of	–	8	–	–	2	–
Belgium	79.640	172.871	117,07	70.242	151.262	115,34
Denmark	2	–	–	2	–	–
Italy	12.999.655	40.159.909	208,93	10.294.218	32.665.650	217,32
Spain	49.147.657	113.193.639	130,31	43.252.661	96.820.690	123,85
Greece	15	2.023	13.386,67	97	18.628	19.139,06

https://www.bps.go.id

Lanjutan Tabel 3.6

Komoditas/Negara Tujuan	Berat Bersih (kg)		Perub	Nilai FOB (US$)		Perub
	Jan–Jun 2023	Jan–Jun 2024	%	Jan–Jun 2023	Jan–Jun 2024	%
(1)	(2)	(3)	(4)	(5)	(6)	(7)
Poland	36.000	18.000	-50,00	37.584	20.268	-46,07
Lithuania	141.200	162.000	14,73	156.631	166.470	6,28
Estonia	–	108.000	–	–	107.136	–
Slovenia	108.000	8.500	-92,13	113.223	9.078	-91,98
Buah dan Sayur Diolah atau Diawetkan	**121.397.336**	**138.056.732**	**13,72**	**168.778.350**	**214.934.721**	**27,35**
Japan	13.256.451	13.018.345	-1,80	22.131.804	22.038.023	-0,42
Hong Kong	643.018	668.992	4,04	1.039.117	916.290	-11,82
Korea, Republic of	5.033.261	4.366.160	-13,25	7.545.300	6.810.508	-9,74
Taiwan	524.243	783.313	49,42	1.280.292	1.399.237	9,29
China	8.032.747	12.153.560	51,30	11.810.741	21.627.470	83,12
Mongolia	36.600	36.600	0,00	34.798	36.684	5,42
Papua New Guinea	1.114	–	–	1.366	–	–
Thailand	2.582.826	8.477.332	228,22	10.849.551	30.679.805	182,77
Singapore	4.408.555	2.845.183	-35,46	4.075.428	3.619.135	-11,20
Philippines	779.908	742.809	-4,76	803.843	1.237.075	53,90
Malaysia	3.884.867	4.728.278	21,71	7.026.539	10.797.446	53,67
Cambodia	350	8.074	2.206,94	1.601	23.867	1.390,45
Brunei Darussalam	26.668	24.030	-9,89	96.119	94.295	-1,90
Viet Nam	1.029.101	1.937.404	88,26	732.922	1.612.779	120,05
Maldives	18.770	13.927	-25,80	20.037	15.706	-21,61
India	237.809	156.861	-34,04	996.469	775.018	-22,22
Pakistan	156.390	1.944.457	1.143,34	113.935	683.634	500,02
Bangladesh	25.700	15.677	-39,00	21.200	18.103	-14,61
Sri Lanka	43	4.500	10.365,12	43	16.867	39.308,93
Iraq	10.000	–	–	4.000	–	–
Saudi Arabia	617.901	1.032.815	67,15	1.211.253	1.823.552	50,55
Israel	87.384	38.610	-55,82	89.832	45.953	-48,85
Kuwait	115.620	156.460	35,32	210.954	290.226	37,58
Jordan	117.571	24.205	-79,41	221.790	154.986	-30,12
Lebanon	34.662	16.897	-51,25	46.384	138.002	197,52
Yemen	16.100	–	–	24.773	–	–
Oman	49.018	57.651	17,61	78.516	95.917	22,16
Turkey	25.850	–	–	30.503	–	–
United Arab Emirates	254.854	342.144	34,25	392.876	558.259	42,10
Qatar	65.139	72.051	10,61	107.975	140.892	30,49
Bahrain	55.317	53.516	-3,26	89.733	80.680	-10,09
Morocco	106.660	17.820	-83,29	120.319	21.600	-82,05
Tunisia	16.897	–	–	121.413	–	–
Algeria	35.381	–	–	35.697	–	–
Togo	–	24	–	–	236	–
Nigeria	19.882	22.442	12,88	65.116	80.418	23,50
Djibouti	17.000	–	–	83.349	–	–
Mauritius	2.000	19.635	881,75	20.800	2.356	-88,67
Australia	3.045.186	3.342.142	9,75	4.821.935	4.792.575	-0,61
New Zealand	981.313	886.326	-9,68	1.274.256	1.277.083	0,22
New Caledonia	1.600	4.560	185,00	6.427	13.110	104,00
Fiji	44.880	11.040	-75,40	230.675	57.500	-75,07
Marshall Islands	921	–	–	3.602	–	–
Samoa	–	11.155	–	–	58.100	–
Solomon Islands	2.880	8.546	196,75	14.400	44.513	209,11
Tonga	96	–	–	875	–	–
Christmas Islands	55	–	–	94	–	–
East Timor	66.292	81.233	22,54	214.625	216.118	0,70
United States	33.219.157	40.480.653	21,86	38.309.448	52.824.449	37,89
Canada	1.125.970	1.875.164	66,54	1.381.162	2.344.052	69,72
Mexico	1.840.915	4.700.180	155,32	1.948.365	5.543.359	184,51
Chile	197.821	363.055	83,53	210.631	390.167	85,24
Argentina	899.761	1.462.493	62,54	1.088.839	1.754.159	61,10
Brazil	–	28.994	–	–	50.211	–
Colombia	17.690	–	–	23.563	–	–
Peru	458.454	122.162	-73,35	515.458	160.457	-68,87
Puerto Rico	58.699	186.085	217,02	118.134	298.194	152,42
Dominican Republic	62.240	–	–	124.480	–	–
United Kingdom	2.924.926	3.136.498	7,23	4.059.797	4.482.360	10,41
Netherlands	4.543.566	4.394.564	-3,28	5.948.667	6.181.981	3,92
France	2.740.274	2.662.324	-2,84	3.413.203	3.033.825	-11,12
Germany, Fed. Rep. of	9.267.216	6.184.450	-33,27	11.591.646	7.819.036	-32,55
Austria	442.692	194.020	-56,17	469.442	207.790	-55,74
Belgium	451.478	872.580	93,27	496.341	1.005.159	102,51
Switzerland	509.415	745.233	46,29	687.348	1.043.457	51,81
Denmark	296.170	398.493	34,55	382.970	493.248	28,80
Norway	347.357	274.491	-20,98	546.946	471.585	-13,78
Sweden	399.224	391.414	-1,96	444.097	413.464	-6,90
Finland	832.173	1.334.317	60,34	881.953	1.423.548	61,41
Ireland	–	65.200	–	–	95.203	–
Italy	1.611.705	1.555.449	-3,49	2.154.544	1.887.332	-12,40
Spain	9.933.186	5.567.297	-43,95	12.715.252	6.927.953	-45,51

https://www.bps.go.id

Komoditas/Negara Tujuan	Berat Bersih (kg)		Perub	Nilai FOB (US$)		Perub
	Jan–Jun 2023	Jan–Jun 2024	%	Jan–Jun 2023	Jan–Jun 2024	%
(1)	(2)	(3)	(4)	(5)	(6)	(7)
Portugal	181.365	71.760	-60,43	206.950	80.600	-61,05
Greece	420.744	257.139	-38,88	491.484	319.430	-35,01
Hungary	80	55.140	68.825,00	239	53.822	22.400,92
Poland	159.950	197.416	23,42	172.835	219.537	27,02
Romania	87.642	156.858	78,98	92.347	157.527	70,58
Bulgaria	18.371	18.371	0,00	19.582	21.182	8,17
Ukraine	52.896	111.366	110,54	55.548	119.921	115,89
Uzbekistan	282.298	70.637	-74,98	346.658	81.640	-76,45
Croatia	179.652	179.957	0,17	180.055	167.127	-7,18
Slovakia	53.628	17.628	-67,13	52.570	19.370	-63,15
Slovenia	–	297.024	–	–	297.461	–
Czech Republic	–	102.366	–	–	111.267	–
Russia Federation	1.311.745	1.401.178	6,82	1.544.522	2.140.835	38,61
Kepiting Diolah atau Diawetkan	**6.990.187**	**8.379.508**	**19,88**	**168.826.484**	**204.130.301**	**20,91**
Japan	468.239	398.273	-14,94	9.720.606	3.891.487	-59,97
Hong Kong	45.611	62.579	37,20	1.302.763	1.438.283	10,40
Korea, Republic of	2.253	2.542	12,82	61.032	75.633	23,92
Taiwan	10.099	12.136	20,17	276.765	319.776	15,54
China	–	5.663	–	–	167.530	–
Thailand	72.429	42.229	-41,70	1.843.967	1.297.190	-29,65
Singapore	16.202	31.455	94,14	479.622	970.073	102,26
Malaysia	12.154	14.838	22,08	190.652	259.992	36,37
Viet Nam	5.396	9.697	79,69	152.679	216.739	41,96
Maldives	–	272	–	–	5.640	–
Lebanon	5.746	4.088	-28,86	270.010	185.584	-31,27
Turkey	452	–	–	19.913	–	–
United Arab Emirates	14.832	11.379	-23,28	482.029	333.570	-30,80
Qatar	2.181	1.226	-43,81	100.580	65.117	-35,26
Cyprus	–	314	–	–	2.015	–
Reunion	504	–	–	8.198	–	–
Australia	53.063	40.295	-24,06	1.144.977	793.893	-30,66
United States	5.641.921	7.102.647	25,89	141.882.733	184.082.558	29,74
Canada	94.700	52.897	-44,14	1.865.582	521.069	-72,07
United Kingdom	57.730	149.945	159,74	1.485.155	2.644.851	78,09
Netherlands	173.109	192.367	11,12	2.955.302	3.316.566	12,22
France	139.014	130.836	-5,88	1.221.652	1.481.285	21,25
Germany, Fed. Rep. of	17.135	2.991	-82,54	518.789	70.550	-86,40
Belgium	102.153	51.377	-49,71	1.671.814	886.987	-46,94
Denmark	10.652	19.432	82,44	278.227	378.495	36,04
Italy	24.072	12.240	-49,15	246.810	111.950	-54,64
Spain	6.528	663	-89,85	46.400	17.697	-61,86
Portugal	–	9.108	–	–	71.924	–
Greece	14.010	18.020	28,62	600.225	523.849	-12,72
Bubuk Kakao	**52.269.580**	**56.704.535**	**8,48**	**131.437.873**	**161.056.860**	**22,53**
Japan	389.174	283.300	-27,20	1.035.825	867.001	-16,30
Hong Kong	3.048	189	-93,80	5.186	405	-92,18
Korea, Republic of	269.650	305.952	13,46	692.227	661.890	-4,38
Taiwan	108.815	75.822	-30,32	304.179	193.420	-36,41
China	9.124.653	8.901.977	-2,44	20.976.333	22.642.023	7,94
Papua New Guinea	–	6.787	–	–	4.313	–
Thailand	2.335.426	1.138.701	-51,24	6.120.026	2.683.053	-56,16
Singapore	137.130	439.507	220,50	288.890	768.569	166,04
Philippines	4.359.270	3.621.810	-16,92	11.167.411	8.296.676	-25,71
Malaysia	730.131	1.912.387	161,92	2.022.447	5.768.143	185,21
Myanmar	–	16.250	–	–	13.475	–
Cambodia	–	1.156	–	–	6.027	–
Brunei Darussalam	302	324	6,99	3.566	2.357	-33,88
Nepal	15.000	–	–	35.225	–	–
Viet Nam	1.090.942	698.873	-35,94	2.670.976	1.987.409	-25,59
Maldives	6.536	6.197	-5,19	72.525	56.579	-21,99
India	15.116.206	20.792.739	37,55	41.603.346	65.351.844	57,08
Pakistan	1.082.602	1.119.002	3,36	2.832.038	2.463.953	-13,00
Bangladesh	371.000	427.400	15,20	852.441	731.846	-14,15
Sri Lanka	164.000	352.400	114,88	406.448	1.018.743	150,65
Iraq	201.000	518.260	157,84	395.189	741.148	87,54
Iran (Islamic Republic of)	425.000	423.000	-0,47	1.014.412	1.184.366	16,75
Saudi Arabia	319.336	223.742	-29,94	772.794	304.336	-60,62
Israel	34.000	38.000	11,76	46.410	79.040	70,31
Kuwait	–	488	–	–	4.060	–
Jordan	74.440	96.000	28,96	97.110	84.000	-13,50
Lebanon	329.200	187.000	-43,20	796.364	306.880	-61,46
Yemen	12.880	–	–	10.842	–	–
Syria Arab Republic	–	67.000	–	–	173.450	–
Turkey	596.826	848.672	42,20	953.522	1.678.205	76,00
United Arab Emirates	180.102	191.561	6,36	401.788	486.824	21,16
Qatar	2	170	8.396,00	2	1.487	74.314,41

https://www.bps.go.id

Lanjutan Tabel 3.6

Komoditas/Negara Tujuan	Berat Bersih (kg)		Perub	Nilai FOB (US$)		Perub
	Jan–Jun 2023	Jan–Jun 2024	%	Jan–Jun 2023	Jan–Jun 2024	%
(1)	(2)	(3)	(4)	(5)	(6)	(7)
Bahrain	–	57	–	–	605	–
Egypt	1.226.850	1.488.775	21,35	1.568.513	3.744.402	138,72
Libyan Arab Jamahiriya	17.000	27.000	58,82	19.525	30.149	54,41
Morocco	25.000	148.000	492,00	73.619	194.410	164,08
Algeria	672.600	431.000	-35,92	1.036.108	594.608	-42,61
Kenya	84.021	158.900	89,12	211.849	365.015	72,30
Angola	127.000	71.000	-44,09	156.488	105.878	-32,34
Cameroon	44.000	25.000	-43,18	153.875	69.780	-54,65
Mauritania	17.000	–	–	20.230	–	–
Djibouti	28.700	23.400	-18,47	68.285	31.349	-54,09
South Africa	389.100	589.750	51,57	1.023.539	1.577.661	54,14
Zambia	17.000	–	–	20.485	–	–
Mauritius	2.000	–	–	1.800	–	–
Australia	1.920.498	1.404.199	-26,88	4.917.274	3.826.911	-22,17
New Zealand	631.228	450.004	-28,71	1.567.295	1.039.419	-33,68
American Samoa	2.000	–	–	2.700	–	–
Fiji	45.000	19.000	-57,78	129.957	105.450	-18,86
Samoa	13.125	13.850	5,52	40.969	28.738	-29,86
Tonga	375	–	–	5.684	–	–
East Timor	1.464	18.495	1.163,51	4.389	21.105	380,84
United States	804.009	591.009	-26,49	2.251.868	2.308.572	2,52
Canada	936.000	–	–	2.366.789	–	–
Mexico	474.600	661.000	39,28	1.280.338	2.119.987	65,58
Panama	–	5.000	–	–	5.530	–
Chile	–	284.000	–	–	999.280	–
Argentina	26.000	–	–	33.800	–	–
Brazil	650.300	160.000	-75,40	1.588.394	150.125	-90,55
Colombia	75.000	58.000	-22,67	52.500	68.980	31,39
Dominican Republic	15.000	15.000	0,00	40.003	48.270	20,67
United Kingdom	–	2.000	–	–	6.433	–
Netherlands	183.800	140.400	-23,61	500.929	497.979	-0,59
France	6	–	–	11	–	–
Germany, Fed. Rep. of	17.000	–	–	22.950	–	–
Denmark	21.450	32.175	50,00	57.486	105.105	82,84
Finland	1.600.000	21.500	-98,66	4.299.250	66.220	-98,46
Spain	10	–	–	38	–	–
Portugal	15.000	15.000	0,00	40.500	46.500	14,81
Greece	26.500	–	–	19.042	–	–
Hungary	32.000	17.000	-46,88	57.188	20.400	-64,33
Poland	327.400	756.001	130,91	839.221	2.531.750	201,68
Romania	17.000	54.000	217,65	17.350	61.125	252,31
Bulgaria	34.000	54.054	58,98	29.505	66.025	123,77
Albania	–	25.000	–	–	33.850	–
Azerbaijan	17.000	34.000	100,00	25.160	59.455	136,31
Belarus	–	17.000	–	–	28.610	–
Turkmenistan	–	27.000	–	–	27.000	–
Uzbekistan	–	104.000	–	–	176.880	–
Lithuania	17.000	28.000	64,71	21.500	52.744	145,32
Estonia	1.426.875	430.000	-69,86	3.809.059	2.460.261	-35,41
Georgia	17.000	25	-99,85	37.183	85	-99,77
Croatia	34.000	112.000	229,41	36.550	145.060	296,88
Bosnia and Herzegovina	–	17.000	–	–	24.650	–
Rep. of Macedonia	–	25.775	–	–	17.269	–
Russia Federation	2.762.000	5.428.500	96,54	7.411.160	18.602.135	151,00
Serbia	–	27.000	–	–	29.575	–
Makanan dari Cokelat dan Kembang Gula	**35.160.627**	**38.727.863**	**10,15**	**112.399.191**	**120.332.951**	**7,06**
Japan	137.573	80.418	-41,55	506.378	344.534	-31,96
Hong Kong	217.087	232.093	6,91	770.198	879.729	14,22
Korea, Republic of	1.232.590	1.954.647	58,58	3.765.630	6.423.662	70,59
Taiwan	767.866	741.026	-3,50	2.356.555	2.556.520	8,49
China	937.328	973.800	3,89	3.718.408	3.354.192	-9,79
Mongolia	–	14.296	–	–	63.625	–
Macau	6.867	6.080	-11,46	25.751	42.852	66,41
Papua New Guinea	38.227	43.638	14,15	114.868	107.133	-6,73
Thailand	6.640.216	6.204.371	-6,56	22.818.229	19.646.082	-13,90
Singapore	522.327	529.526	1,38	2.174.462	2.225.608	2,35
Philippines	6.232.114	8.818.658	41,50	15.819.634	23.011.909	45,46
Malaysia	4.538.881	3.876.751	-14,59	15.629.156	12.360.549	-20,91
Myanmar	89.524	86.739	-3,11	260.824	293.297	12,45
Cambodia	330.980	308.723	-6,72	1.375.068	1.315.080	-4,36
Brunei Darussalam	122.335	131.462	7,46	505.154	495.155	-1,98
Nepal	10.577	5.373	-49,20	41.096	17.159	-58,25
Viet Nam	2.091.148	2.441.807	16,77	5.326.792	6.309.653	18,45
Maldives	21.822	13.241	-39,32	78.561	67.629	-13,91
India	1.780.612	1.283.806	-27,90	4.130.585	4.073.812	-1,37
Pakistan	175.687	73.891	-57,94	487.281	239.265	-50,90
Bangladesh	49.870	43.533	-12,71	219.998	181.718	-17,40

https://www.bps.go.id

Komoditas/Negara Tujuan	Berat Bersih (kg)		Perub	Nilai FOB (US$)		Perub
	Jan–Jun 2023	Jan–Jun 2024	%	Jan–Jun 2023	Jan–Jun 2024	%
(1)	(2)	(3)	(4)	(5)	(6)	(7)
Afghanistan	11.916	–	–	46.678	–	–
Iraq	48.049	66.837	39,10	124.763	149.208	19,59
Saudi Arabia	960.381	602.603	-37,25	3.463.077	1.924.320	-44,43
Israel	222.550	128.215	-42,39	801.503	570.683	-28,80
Kuwait	579.408	471.640	-18,60	2.014.685	1.514.341	-24,83
Jordan	47.939	55.099	14,94	121.109	170.621	40,88
Lebanon	111.107	114.068	2,66	308.801	331.714	7,42
Yemen	5.639	12.210	116,53	37.154	29.780	-19,85
Oman	72.781	174.869	140,27	189.947	437.376	130,26
Syria Arab Republic	3.140	–	–	15.312	–	–
Turkey	2.416	–	–	28.220	–	–
United Arab Emirates	1.423.201	1.576.824	10,79	4.220.464	5.481.973	29,89
Qatar	265.518	227.460	-14,33	790.237	766.830	-2,96
Bahrain	114.105	116.741	2,31	403.879	393.343	-2,61
Cyprus	–	336	–	–	850	–
Egypt	142.825	63.706	-55,40	394.136	199.793	-49,31
Libyan Arab Jamahiriya	91.983	28.216	-69,32	416.700	75.793	-81,81
Morocco	6.535	33.211	408,20	20.417	73.241	258,72
Tunisia	–	4.485	–	–	11.560	–
Ethiopia	2.678	2.230	-16,73	9.864	8.283	-16,03
Tanzania, United Rep. of	92.720	143.961	55,26	241.296	386.410	60,14
Madagascar	27.760	67.294	142,42	79.833	186.912	134,13
Somalia	–	1.758	–	–	4.134	–
Kenya	19.834	16.919	-14,70	75.424	53.878	-28,57
Reunion	–	5.786	–	–	23.561	–
Mozambique	888	1.949	119,46	2.250	5.700	153,33
Togo	22.900	231.341	910,22	57.075	544.974	854,84
Ghana	42.567	18.420	-56,73	112.334	40.159	-64,25
Guinea	675	–	–	75	–	–
Nigeria	29.578	683.575	2.211,11	86.921	1.135.574	1.206,45
Gabon	16.008	26.318	64,41	39.800	65.835	65,41
Cote D'Ivoire	595	–	–	2.250	–	–
Senegal	–	300	–	–	973	–
Mali	22.400	19.984	-10,79	51.100	46.534	-8,94
Gambia	–	836	–	–	2.863	–
Seychelles	5.976	2.417	-59,55	23.500	7.991	-66,00
Uganda	9.270	13.860	49,51	20.616	29.600	43,58
Niger	513.741	515.691	0,38	1.167.681	1.181.837	1,21
South Africa	51.401	78.933	53,56	158.680	254.963	60,68
Mauritius	60.070	39.594	-34,09	227.550	146.298	-35,71
Mayotte	360	–	–	950	–	–
Democratic Rep. of the Congo	95.436	63.512	-33,45	203.508	139.083	-31,66
Australia	302.621	402.450	32,99	1.254.358	1.551.044	23,65
New Zealand	5.633	22.302	295,89	21.314	71.048	233,35
Micronesia, Fed. States of	3.785	239	-93,69	8.889	1.068	-87,99
Guam	253	2.799	1.005,05	807	12.048	1.392,44
Northern Mariana Islands	511	1.194	133,88	4.125	5.032	21,98
Vanuatu	43.231	59.293	37,15	125.574	131.399	4,64
American Samoa	–	1.583	–	–	2.522	–
Fiji	43.686	75.184	72,10	139.054	241.527	73,69
Kiribati	14.471	5.745	-60,30	35.708	17.998	-49,60
Marshall Islands	1.749	2.378	35,98	8.571	8.313	-3,01
Samoa	30.952	59.609	92,58	121.273	164.614	35,74
Solomon Islands	25.684	77.445	201,53	89.231	194.446	117,91
Tonga	20.544	21.431	4,32	79.517	74.272	-6,60
East Timor	359.385	532.180	48,08	1.072.624	1.434.281	33,72
United States	1.519.284	2.224.935	46,45	6.582.299	9.438.029	43,38
Canada	40.562	178.407	339,84	154.439	702.511	354,88
Mexico	102.008	143.839	41,01	472.302	657.160	39,14
Guatemala	–	15.696	–	–	42.750	–
Panama	18.144	8.205	-54,78	98.761	45.611	-53,82
Suriname	1.380	2.042	48,00	4.250	6.290	48,00
Argentina	224.347	42.739	-80,95	1.107.577	214.320	-80,65
Brazil	7.504	2.409	-67,90	24.600	8.861	-63,98
Colombia	–	4.080	–	–	20.745	–
Paraguay	1.435	–	–	4.200	–	–
Ecuador	–	3.427	–	–	20.400	–
Peru	696	1.438	106,62	1.750	3.400	94,29
Guyana	–	4.977	–	–	24.003	–
Trinidad and Tobago	701	4.273	509,76	2.900	19.501	572,45
Puerto Rico	518.427	417.177	-19,53	1.730.153	1.340.914	-22,50
Costa Rica	–	18.351	–	–	95.167	–
Barbados	3.481	921	-73,55	14.111	3.203	-77,30
United Kingdom	346.726	341.787	-1,42	1.399.574	1.379.773	-1,41
Netherlands	166.534	106.461	-36,07	642.955	393.482	-38,80
France	1.183	13.415	1.033,98	4.033	71.475	1.672,26
Germany, Fed. Rep. of	15.016	51.203	241,00	67.265	197.550	193,69
Austria	–	5	–	–	192	–

https://www.bps.go.id

Lanjutan Tabel 3.6

Komoditas/Negara Tujuan	Berat Bersih (kg)		Perub	Nilai FOB (US$)		Perub
	Jan–Jun 2023	Jan–Jun 2024	%	Jan–Jun 2023	Jan–Jun 2024	%
(1)	(2)	(3)	(4)	(5)	(6)	(7)
Belgium	186	2.875	1.444,87	439	74.245	16.821,55
Switzerland	–	419	–	–	11.057	–
Norway	2.880	–	–	14.141	–	–
Sweden	8.291	14.775	78,20	44.319	106.754	140,88
Finland	14.645	11.253	-23,16	114.562	94.760	-17,28
Italy	51.540	70.493	36,77	194.419	226.388	16,44
Spain	40.818	43.265	5,99	124.191	122.712	-1,19
Greece	–	3.380	–	–	15.587	–
Hungary	60	–	–	63	–	–
Poland	–	5.130	–	–	22.572	–
Romania	8.984	–	–	36.392	–	–
Tajikistan	1.440	–	–	5.000	–	–
Uzbekistan	691	–	–	3.024	–	–
Lithuania	17.271	–	–	73.912	–	–
Latvia	5.399	–	–	23.471	–	–
Georgia	–	3.096	–	–	11.000	–
Croatia	–	7.210	–	–	22.050	–
Bosnia and Herzegovina	–	3.897	–	–	15.155	–
Czech Republic	18.895	4.206	-77,74	81.235	14.760	-81,83
Russia Federation	101.611	233.167	129,47	329.390	594.812	80,58
Serealia yang Digiling/Dibersihkan dan	**393.486.680**	**193.011.425**	**-50,95**	**127.908.582**	**44.149.656**	**-65,48**
Japan	23.173.599	17.514.753	-24,42	6.722.739	3.379.332	-49,73
Hong Kong	464.166	387.352	-16,55	585.045	576.237	-1,51
Korea, Republic of	15.274.578	24.167.830	58,22	5.197.248	5.376.239	3,44
Taiwan	212.996	314.267	47,55	570.319	887.530	55,62
China	338.616.088	5.308.850	-98,43	104.426.944	1.961.100	-98,12
Mongolia	–	448	–	–	1.516	–
Papua New Guinea	2.558	2.367	-7,48	926	2.833	206,02
Thailand	30.054	19.923.348	66.192,84	105.230	3.134.560	2.878,77
Singapore	158.020	181.367	14,77	591.765	642.833	8,63
Philippines	7.999.828	10.378.672	29,74	2.689.317	3.534.988	31,45
Malaysia	787.561	1.934.528	145,64	874.862	1.551.294	77,32
Myanmar	3.030	–	–	28.140	–	–
Cambodia	3.938	10.429	164,83	16.936	45.709	169,89
Brunei Darussalam	22.242	22.237	-0,02	59.237	55.044	-7,08
Viet Nam	5.018.029	92.629.038	1.745,92	1.172.921	14.353.610	1.123,75
Maldives	33.523	22.003	-34,36	130.709	78.934	-39,61
India	372.540	114.380	-69,30	186.547	54.275	-70,91
Pakistan	–	1.150	–	–	8.440	–
Bangladesh	140	1.092.000	782.695,70	305	174.311	57.032,51
Saudi Arabia	165.025	17.577.040	10.551,11	342.540	2.460.223	618,23
Israel	470	2.563	445,06	3.717	6.060	63,03
Kuwait	1.673	3.320	98,36	7.363	32.558	342,19
Jordan	3.723	8.741	134,79	21.567	46.406	115,17
Lebanon	1.350	6.642	392,01	4.761	48.815	925,30
Palestina	10.110	–	–	23.445	–	–
United Arab Emirates	40.553	15.837	-60,95	56.838	70.102	23,34
Bahrain	2.197	126	-94,27	8.233	933	-88,67
Tanzania, United Rep. of	–	6.643	–	–	21.163	–
Kenya	1.918	820	-57,24	12.892	5.414	-58,00
Reunion	–	125	–	–	233	–
Togo	3	–	–	13	–	–
Gambia	–	184	–	–	1.478	–
Seychelles	8.636	12.160	40,81	55.686	70.835	27,20
South Africa	–	33	–	–	494	–
Mauritius	–	1.133	–	–	5.610	–
Australia	342.135	459.391	34,27	2.052.078	2.714.625	32,29
New Zealand	4.879	4.770	-2,23	20.247	15.688	-22,52
Micronesia, Fed. States of	380	–	–	464	–	–
Guam	–	511	–	–	1.980	–
Palau	–	484	–	–	459	–
Northern Mariana Islands	99	14	-85,44	471	81	-82,77
Vanuatu	–	1.472	–	–	5.938	–
American Samoa	843	–	–	2.640	–	–
Fiji	2.590	1.578	-39,07	10.534	6.528	-38,03
Kiribati	299	441	47,49	1.255	1.773	41,23
Samoa	13.236	6.610	-50,06	55.143	23.842	-56,76
Solomon Islands	16.097	–	–	11.344	–	–
Tonga	22.141	6.279	-71,64	76.798	25.203	-67,18
Christmas Islands	20	–	–	59	–	–
East Timor	220.287	163.349	-25,85	233.947	275.173	17,62
United States	55.476	100.728	81,57	342.239	579.942	69,46
Canada	190	3.311	1.646,16	1.365	15.692	1.049,58
French Polynesia	–	226	–	–	1.370	–
United Kingdom	6.294	1.223	-80,57	23.464	4.888	-79,17
Netherlands	390.863	619.978	58,62	1.174.475	1.882.967	60,32
Germany, Fed. Rep. of	1.142	25	-97,79	1.759	101	-94,24

https://www.bps.go.id

Komoditas/Negara Tujuan	Berat Bersih (kg)		Perub	Nilai FOB (US$)		Perub
	Jan–Jun 2023	Jan–Jun 2024	%	Jan–Jun 2023	Jan–Jun 2024	%
(1)	(2)	(3)	(4)	(5)	(6)	(7)
Switzerland	–	120	–	–	680	–
Denmark	–	9	–	–	3	–
Norway	1.128	–	–	3.981	–	–
Hungary	36	520	1.343,18	73	3.612	4.847,29
Minyak Makan dan Lemak Nabati	**63.234.179**	**95.106.269**	**50,40**	**81.651.659**	**128.031.752**	**56,80**
Japan	128.434	169.058	31,63	207.851	330.481	59,00
Hong Kong	178.036	265.252	48,99	804.951	491.737	-38,91
Korea, Republic of	47.600	135.542	184,75	204.998	350.285	70,87
Taiwan	808	52.838	6.441,02	14.057	84.963	504,43
China	45.445.464	68.441.802	50,60	42.501.336	58.742.955	38,21
Papua New Guinea	828	128	-84,56	1.714	790	-53,93
Thailand	632.089	489.866	-22,50	972.715	827.916	-14,89
Singapore	111.177	160.876	44,70	1.080.357	1.795.276	66,17
Philippines	627.175	279.946	-55,36	849.096	461.375	-45,66
Malaysia	329.236	81.982	-75,10	1.434.471	205.838	-85,65
Brunei Darussalam	962	26	-97,34	9.906	538	-94,57
Viet Nam	3.302.205	3.306.345	0,13	3.398.800	3.041.245	-10,52
Maldives	683	1.003	46,89	2.329	3.085	32,46
India	376.805	9.431.185	2.402,94	3.903.969	31.422.737	704,89
Pakistan	70.687	73.869	4,50	169.899	134.083	-21,08
Bangladesh	350.550	592.210	68,94	667.013	905.700	35,78
Sri Lanka	7.360	110.250	1.397,96	206.863	178.425	-13,75
Iran (Islamic Republic of)	430.540	178.100	-58,63	480.891	224.997	-53,21
Saudi Arabia	1.200	71.330	5.844,17	6.216	104.877	1.587,21
Israel	534.350	543.815	1,77	625.663	559.766	-10,53
Jordan	22.000	220.000	900,00	35.400	304.180	759,27
Yemen	–	350.480	–	–	325.196	–
Turkey	76.036	267.655	252,01	278.123	952.508	242,48
United Arab Emirates	442.274	22.798	-94,85	720.888	39.421	-94,53
Egypt	651.540	1.090.740	67,41	1.100.670	1.600.706	45,43
Libyan Arab Jamahiriya	–	21.934	–	–	22.094	–
Morocco	68.300	135.000	97,66	109.538	172.260	57,26
Algeria	673.810	1.572.860	133,43	824.066	1.972.055	139,31
Senegal	177.320	467.940	163,90	207.330	544.049	162,41
South Africa	91.420	69.680	-23,78	165.150	137.445	-16,78
Zimbabwe	1.309.640	203.220	-84,48	1.396.329	173.261	-87,59
Australia	35.327	18.810	-46,75	97.429	190.217	95,24
New Zealand	123.630	149.130	20,63	175.893	202.152	14,93
East Timor	143	646	352,50	334	4.981	1.390,01
United States	1.780.815	2.502.607	40,53	5.940.788	8.286.438	39,48
Canada	1.030.160	3.600	-99,65	1.382.576	70.830	-94,88
Mexico	2.644.376	929.961	-64,83	3.103.048	1.699.692	-45,23
Chile	44.000	1.405	-96,81	45.169	24.715	-45,28
Brazil	271.915	981.191	260,84	588.912	1.712.418	190,78
Colombia	4.127	7.928	92,10	129.423	324.355	150,62
Peru	–	45.320	–	–	60.049	–
Trinidad and Tobago	22.500	45.000	100,00	30.240	61.358	102,90
United Kingdom	14.266	11.930	-16,38	384.249	525.400	36,73
Netherlands	20.120	127.809	535,23	113.604	1.746.043	1.436,95
France	72.255	40.606	-43,80	3.296.463	2.407.449	-26,97
Germany, Fed. Rep. of	27.019	42.805	58,43	602.885	763.764	26,68
Austria	–	25	–	–	398	–
Belgium	44.001	25	-99,94	71.537	536	-99,25
Switzerland	12.241	1.250	-89,79	382.758	60.374	-84,23
Ireland	17.100	17.100	0,00	72.501	36.055	-50,27
Italy	13.380	225	-98,32	240.518	37.495	-84,41
Spain	272.030	68.635	-74,77	1.653.235	2.032.849	22,96
Greece	–	22.890	–	–	76.273	–
Poland	228.600	114.240	-50,03	323.595	136.377	-57,86
Bulgaria	67.500	450.000	566,67	83.340	515.138	518,12
Albania	–	22.660	–	–	29.458	–
Uzbekistan	–	89.600	–	–	94.976	–
Lithuania	–	90.560	–	–	110.936	–
Georgia	22.660	22.660	0,00	23.453	29.911	27,54
Croatia	222.000	176.000	-20,72	324.090	251.680	-22,34
Slovenia	25	800	3.100,00	398	55.800	13.937,74
Rep. of Macedonia	–	135.000	–	–	170.775	–
Russia Federation	67.980	90.640	33,33	117.130	118.738	1,37
Serbia	43.740	43.740	0,00	42.824	43.870	2,44
Montenegro	43.740	43.740	0,00	44.680	40.009	-10,45
Pasta Kakao	**25.088.673**	**26.747.334**	**6,61**	**75.351.798**	**107.671.993**	**42,89**
Japan	300.077	625.605	108,48	969.176	3.273.871	237,80
Hong Kong	1.000	1.000	0,00	3.573	4.346	21,64
Korea, Republic of	20.020	100.250	400,75	85.269	512.148	500,62
China	2.531.962	4.167.038	64,58	13.829.888	29.597.747	114,01
Thailand	117.075	100.075	-14,52	376.632	560.860	48,91

https://www.bps.go.id

Lanjutan Tabel 3.6

Komoditas/Negara Tujuan	Berat Bersih (kg)		Perub	Nilai FOB (US$)		Perub
	Jan–Jun 2023	Jan–Jun 2024	%	Jan–Jun 2023	Jan–Jun 2024	%
(1)	(2)	(3)	(4)	(5)	(6)	(7)
Singapore	592.933	1.086.179	83,19	1.643.043	4.135.476	151,70
Philippines	83.800	62.100	-25,89	307.004	237.015	-22,80
Malaysia	7.775.729	14.725.292	89,38	20.746.066	45.966.494	121,57
Viet Nam	14.250	28.030	96,70	51.762	142.928	176,12
India	–	20.125	–	–	27.975	–
Pakistan	40.050	–	–	176.800	–	–
Bangladesh	25.000	–	–	59.951	–	–
Egypt	15.000	10.377	-30,82	51.917	144.372	178,09
Algeria	–	40.000	–	–	128.000	–
South Africa	100	–	–	462	–	–
Australia	1.065.000	1.140.392	7,08	4.202.504	5.740.506	36,60
New Zealand	123.000	39.015	-68,28	500.381	161.902	-67,64
United States	3.413.550	376.000	-88,99	8.943.425	1.130.217	-87,36
Mexico	840.150	440.075	-47,62	2.090.350	1.308.233	-37,42
Chile	220.000	72.000	-67,27	790.400	321.840	-59,28
Brazil	3.305.400	345.000	-89,56	8.207.399	1.017.034	-87,61
Uruguay	–	185.000	–	–	343.206	–
Netherlands	–	400.000	–	–	3.580.000	–
Germany, Fed. Rep. of	1.094	–	–	15.310	–	–
Belgium	–	1.400	–	–	35.420	–
Switzerland	900	–	–	24.705	–	–
Ireland	408	564	38,25	10.103	17.489	73,11
Spain	4.281.975	1.842.000	-56,98	11.416.188	6.332.044	-44,53
Poland	200	350	75,00	2.380	4.995	109,87
Bulgaria	320.000	600.000	87,50	847.111	1.850.722	118,47
Armenia	–	18.000	–	–	1	–
Lithuania	–	200	–	–	2.387	–
Estonia	–	321.267	–	–	1.094.766	–
Tetes Pemurnian Gula	**277.713.699**	**147.737.415**	**-46,80**	**46.904.598**	**30.354.729**	**-35,28**
Japan	14.133.530	25.036.210	77,14	2.721.783	5.129.464	88,46
Korea, Republic of	116.134.730	21.118.607	-81,82	18.483.443	3.641.576	-80,30
Taiwan	6.160	200	-96,75	17.994	800	-95,55
China	–	1	–	–	3	–
Thailand	144.976	–	–	26.009	–	–
Singapore	67.994	65.169	-4,16	89.865	97.215	8,18
Philippines	146.072.423	100.523.341	-31,18	23.635.140	19.081.463	-19,27
Malaysia	17.410	55.599	219,36	50.583	114.660	126,68
Brunei Darussalam	336	480	42,86	743	1.020	37,27
United Arab Emirates	–	58.723	–	–	274.042	–
Somalia	109.498	128.909	17,73	570.300	602.258	5,60
Kenya	19.015	18.095	-4,84	199.047	137.351	-31,00
Mozambique	10.800	23.160	114,44	56.250	106.150	88,71
Guinea	69.480	92.640	33,33	364.380	424.600	16,53
Nigeria	800	–	–	1.120	–	–
Sierra Leone	69.480	138.960	100,00	368.815	636.900	72,69
Cote D'Ivoire	23.160	–	–	120.625	–	–
Gambia	10.800	–	–	56.250	–	–
Seychelles	360	360	0,00	1.122	1.079	-3,75
Australia	252	686	172,22	1.432	4.881	240,78
New Zealand	135	141	4,25	273	982	259,77
Vanuatu	480	–	–	1.535	–	–
Fiji	768	–	–	2.245	–	–
East Timor	15	2.745	18.197,70	149	4.530	2.939,10
United States	16	7.479	47.839,53	10	7.755	74.471,77
United Kingdom	327.080	268.250	-17,99	53.968	47.476	-12,03
Netherlands	494.000	–	–	81.510	–	–
France	2	1	-47,83	5	2	-59,73
Czech Republic	–	197.660	–	–	40.520	–
Karaginan	**6.099.290**	**8.955.377**	**46,83**	**75.566.718**	**62.180.693**	**-17,71**
Japan	175.982	134.772	-23,42	3.943.243	2.261.523	-42,65
Korea, Republic of	4.001	8.000	99,96	111.603	112.562	0,86
Taiwan	–	301	–	–	1.512	–
China	2.602.568	4.277.568	64,36	30.371.496	27.572.252	-9,22
Thailand	81.275	169.210	108,19	915.168	1.190.618	30,10
Singapore	1	–	–	6	–	–
Philippines	84.000	137.004	63,10	999.915	1.309.332	30,94
Malaysia	60.326	36.852	-38,91	1.287.177	649.035	-49,58
Viet Nam	24.405	13.335	-45,36	206.174	76.090	-63,09
India	19.505	23.155	18,72	386.738	186.860	-51,68
Bangladesh	–	~0	–	–	12	–
Turkey	~0	5.207	5.206.600,00	1	33.586	3.358.500,00
United Arab Emirates	–	2	–	–	2	–
South Africa	3	–	–	5	–	–
Australia	141.050	291.502	106,67	1.889.898	2.012.957	6,51
New Zealand	20.000	5.000	-75,00	272.000	39.141	-85,61
United States	473.803	304.910	-35,65	6.449.088	2.104.253	-67,37

https://www.bps.go.id

Komoditas/Negara Tujuan	Berat Bersih (kg)		Perub	Nilai FOB (US$)		Perub
	Jan–Jun 2023	Jan–Jun 2024	%	Jan–Jun 2023	Jan–Jun 2024	%
(1)	(2)	(3)	(4)	(5)	(6)	(7)
Canada	416.500	343.000	-17,65	4.306.069	2.535.321	-41,12
Mexico	25.000	148.000	492,00	317.500	976.197	207,46
Chile	250.000	350.002	40,00	2.807.500	2.173.466	-22,58
Argentina	25.001	25.006	0,02	359.009	200.009	-44,29
Brazil	6.000	56.000	833,33	81.600	386.300	373,41
Uruguay	10.000	10.000	0,00	125.500	48.750	-61,16
United Kingdom	504.008	615.006	22,02	5.679.574	4.573.619	-19,47
Netherlands	429.001	277.500	-35,31	5.014.068	1.738.332	-65,33
France	58.000	92.003	58,63	904.944	612.316	-32,34
Germany, Fed. Rep. of	238.851	702.502	194,12	3.103.921	4.651.723	49,87
Austria	2	8	409,33	10	1	-93,10
Denmark	–	20.000	–	–	148.001	–
Finland	~0	–	–	2	–	–
Ireland	–	1	–	–	2	–
Italy	17.002	44.542	161,99	274.315	324.567	18,32
Spain	2	596.413	31.390.048,32	24	4.221.313	17.875.456,69
Hungary	16.003	3	-99,98	241.360	~0	-100,00
Poland	54.002	93.002	72,22	683.015	685.104	0,31
Latvia	60.000	–	–	824.000	–	–
Czech Republic	–	545	–	–	3.448	–
Russia Federation	303.000	175.025	-42,24	4.011.795	1.352.492	-66,29
Makanan Hewan	**103.137.980**	**104.861.143**	**1,67**	**61.463.872**	**67.634.875**	**10,04**
Japan	5.186.233	6.500.156	25,33	2.328.254	3.203.444	37,59
Hong Kong	19	2.886	15.003,22	508	5.007	885,13
Korea, Republic of	2.041.106	7.540.748	269,44	867.337	994.763	14,69
Taiwan	115.404	66.440	-42,43	98.085	55.451	-43,47
China	3.108.844	5.225.898	68,10	545.020	1.074.203	97,09
Thailand	4.505.807	1.510.000	-66,49	4.164.211	1.534.214	-63,16
Singapore	84.317	1.112	-98,68	440.313	22.082	-94,99
Philippines	358.535	797.629	122,47	527.891	1.230.436	133,09
Malaysia	1.031.666	2.857.582	176,99	1.998.497	1.540.962	-22,89
Myanmar	83.400	92.000	10,31	47.356	201.572	325,66
Cambodia	47.150	66.122	40,24	47.555	81.105	70,55
Brunei Darussalam	1.040.177	1.062.361	2,13	494.921	626.331	26,55
Viet Nam	1.906.574	4.566.352	139,51	1.506.825	3.749.568	148,84
Maldives	1.601	3.580	123,59	3.243	9.825	202,95
India	1.766.655	1.391.630	-21,23	2.283.805	2.090.523	-8,46
Pakistan	–	188.670	–	–	180.156	–
Bangladesh	1.367.868	122.644	-91,03	1.703.628	156.214	-90,83
Sri Lanka	–	7.000	–	–	21.599	–
Iraq	11.016	–	–	15.809	–	–
Saudi Arabia	188.000	96.000	-48,94	145.120	77.920	-46,31
Israel	4.424.600	6.153.416	39,07	3.303.403	4.901.944	48,39
Kuwait	24.200	155	-99,36	16.600	1.657	-90,02
Jordan	114.000	230.000	101,75	73.245	167.049	128,07
Lebanon	4	3	-32,58	147	27	-81,28
Oman	744.000	56.670	-92,38	530.858	7.027	-98,68
Turkey	208.000	–	–	199.324	–	–
United Arab Emirates	2.688	12.000	346,43	2.738	12.062	340,48
Qatar	–	24.000	–	–	17.920	–
Cyprus	48.000	1	-100,00	28.800	55	-99,81
Egypt	38.000	95.000	150,00	24.320	64.505	165,23
Ethiopia	18.961	7.000	-63,08	162.182	76.076	-53,09
Kenya	–	19.000	–	–	12.901	–
Ghana	7.000	980	-86,00	7.275	6.192	-14,89
Cameroon	–	73	–	–	625	–
Nigeria	–	12.000	–	–	16.956	–
South Africa	60.000	60.000	0,00	68.550	63.150	-7,88
Australia	104.000	277.750	167,07	311.667	245.143	-21,34
New Zealand	28.000	22.000	-21,43	6.945	24.495	252,70
Micronesia, Fed. States of	2.057	–	–	2.939	–	–
Marshall Islands	216	–	–	189	–	–
East Timor	3.414.157	2.647.495	-22,46	1.706.265	1.335.274	-21,74
United States	44.689.491	51.452.073	15,13	26.831.236	39.032.587	45,47
Canada	565.403	286.009	-49,42	681.507	222.084	-67,41
Brazil	–	75	–	–	25	–
Paraguay	24.000	–	–	16.958	–	–
Peru	–	144.000	–	–	96.720	–
United Kingdom	12	338.065	2.817.110,43	220	232.983	105.567,17
Netherlands	6.690.420	192.000	-97,13	711.421	130.014	-81,72
France	8.088.740	6.457.470	-20,17	324.863	185.917	-42,77
Germany, Fed. Rep. of	120.345	150.000	24,64	139.815	146.820	5,01
Belgium	4.440.000	710.000	-84,01	3.196.584	544.889	-82,95
Italy	78.000	104.030	33,37	58.890	78.593	33,46
Spain	1.040.000	–	–	661.700	–	–
Greece	208.000	605.200	190,96	193.005	619.385	220,92
Poland	247.000	209.000	-15,38	255.645	218.168	-14,66

https://www.bps.go.id

Lanjutan Tabel 3.6

Komoditas/Negara Tujuan	Berat Bersih (kg)		Perub	Nilai FOB (US$)		Perub
	Jan–Jun 2023	Jan–Jun 2024	%	Jan–Jun 2023	Jan–Jun 2024	%
(1)	(2)	(3)	(4)	(5)	(6)	(7)
Bulgaria	–	2	–	–	28	–
Belarus	285.000	209.000	-26,67	328.035	225.340	-31,31
Kazakhstan	–	1	–	–	27	–
Lithuania	378.000	380.000	0,53	400.860	386.840	-3,50
Latvia	1.232.700	912.000	-26,02	804.271	647.309	-19,52
Georgia	78.000	–	–	60.840	–	–
Croatia	62.000	57.000	-8,06	66.033	64.315	-2,60
Czech Republic	390	1.832	369,64	4.943	11.591	134,47
Russia Federation	2.828.223	899.033	-68,21	3.063.219	941.482	-69,26
Serbia	–	38.000	–	–	41.325	–
Produk Masak dari Kelapa	**51.483.475**	**51.930.865**	**0,87**	**56.017.051**	**67.737.702**	**20,92**
Japan	123.381	127.896	3,66	234.757	286.764	22,15
Hong Kong	25.816	13.131	-49,14	34.113	24.771	-27,39
Korea, Republic of	945.750	911.046	-3,67	1.086.071	988.825	-8,95
Taiwan	132.135	127.756	-3,31	129.231	137.029	6,03
China	3.502.127	1.237.601	-64,66	3.668.431	1.820.238	-50,38
Papua New Guinea	40.400	–	–	42.312	–	–
Thailand	767.200	2.738.250	256,91	1.032.374	4.822.046	367,08
Singapore	14.380.719	16.340.241	13,63	8.925.137	11.693.660	31,02
Philippines	75.000	50.075	-33,23	113.154	79.290	-29,93
Malaysia	42.875	308.050	618,48	41.201	298.926	625,54
India	89.250	20.000	-77,59	48.568	14.800	-69,53
Pakistan	416.750	346.000	-16,98	446.244	314.795	-29,46
Bangladesh	76.000	127.000	67,11	56.050	155.360	177,18
Afghanistan	18.750	–	–	15.838	–	–
Iraq	1.373.500	937.500	-31,74	1.924.600	1.587.377	-17,52
Iran (Islamic Republic of)	1.407.500	1.027.100	-27,03	1.728.932	1.550.034	-10,35
Saudi Arabia	805.007	538.969	-33,05	1.082.357	921.169	-14,89
Israel	90.710	53.000	-41,57	138.969	71.310	-48,69
Kuwait	37.010	61.921	67,31	48.459	88.503	82,63
Jordan	51.000	19.550	-61,67	66.809	21.505	-67,81
Lebanon	123.475	193.500	56,71	152.806	313.088	104,89
Yemen	79.040	–	–	102.150	–	–
Oman	51.936	142.957	175,26	66.739	255.524	282,87
Syria Arab Republic	253.020	300.000	18,57	318.313	486.300	52,77
Turkey	2.028.930	1.678.582	-17,27	2.364.399	1.974.963	-16,47
United Arab Emirates	2.711.683	1.724.329	-36,41	3.508.602	2.875.011	-18,06
Qatar	517.497	376.619	-27,22	658.305	604.403	-8,19
Bahrain	107.076	84.195	-21,37	140.169	134.799	-3,83
Cyprus	13.000	23.000	76,92	16.380	29.040	77,29
Egypt	703.625	1.099.625	56,28	907.860	1.801.131	98,39
Libyan Arab Jamahiriya	78.000	26.000	-66,67	98.365	47.672	-51,54
Morocco	414.000	638.650	54,26	468.772	893.979	90,71
Algeria	123.768	–	–	119.219	–	–
Kenya	39.000	12.875	-66,99	51.220	22.209	-56,64
Nigeria	57.175	26.000	-54,53	70.606	40.300	-42,92
Uganda	13.000	–	–	18.785	–	–
South Africa	391.000	286.500	-26,73	507.296	456.455	-10,02
Mauritius	51.500	51.175	-0,63	67.325	78.753	16,97
Australia	461.065	506.319	9,82	615.079	812.487	32,09
New Zealand	558.041	292.144	-47,65	778.515	471.624	-39,42
United States	159.627	479.412	200,33	249.487	916.104	267,19
Canada	249.389	87.693	-64,84	421.072	145.781	-65,38
Mexico	26.000	–	–	33.280	–	–
Chile	210.300	118.500	-43,65	287.760	190.280	-33,88
Argentina	1.241.375	412.690	-66,76	1.441.047	631.783	-56,16
Brazil	2.774.899	2.126.871	-23,35	3.453.313	2.883.022	-16,51
Colombia	–	19.000	–	–	19.000	–
Uruguay	599.550	884.475	47,52	769.724	1.618.272	110,24
Paraguay	157.000	71.025	-54,76	197.246	99.150	-49,73
Peru	106.000	276.975	161,30	119.140	403.412	238,60
Dominican Republic	52.000	156.000	200,00	68.262	279.622	309,63
Costa Rica	53.000	52.000	-1,89	75.140	96.200	28,03
Cape Verde	26.000	13.000	-50,00	33.150	22.100	-33,33
Martinique	–	25.925	–	–	47.449	–
United Kingdom	1.123.500	1.554.518	38,36	1.532.114	2.610.024	70,35
Netherlands	1.288.314	1.623.371	26,01	1.718.960	2.779.810	61,71
France	182.103	217.005	19,17	301.544	378.765	25,61
Germany, Fed. Rep. of	2.527.664	2.216.612	-12,31	3.787.268	3.613.075	-4,60
Austria	–	50.000	–	–	85.000	–
Belgium	87.000	73.525	-15,49	112.670	104.007	-7,69
Denmark	75.973	42.991	-43,41	96.063	74.019	-22,95
Norway	35.993	–	–	50.990	–	–
Sweden	18.455	–	–	30.184	–	–
Finland	13.000	–	–	15.600	–	–
Ireland	39.000	–	–	50.125	–	–
Italy	345.500	469.150	35,79	420.308	721.716	71,71

https://www.bps.go.id

Komoditas/Negara Tujuan	Berat Bersih (kg)		Perub	Nilai FOB (US$)		Perub
	Jan–Jun 2023	Jan–Jun 2024	%	Jan–Jun 2023	Jan–Jun 2024	%
(1)	(2)	(3)	(4)	(5)	(6)	(7)
Spain	423.370	260.270	-38,52	504.631	461.742	-8,50
Portugal	234.000	208.000	-11,11	307.038	350.160	14,04
Greece	381.825	422.497	10,65	504.311	720.780	42,92
Hungary	47.000	52.000	10,64	51.650	80.600	56,05
Poland	1.484.225	1.547.350	4,25	1.942.169	2.590.343	33,37
Romania	139.750	171.000	22,36	155.613	316.946	103,68
Bulgaria	26.000	34.000	30,77	35.395	57.985	63,82
Armenia	–	12.000	–	–	17.940	–
Azerbaijan	–	26.000	–	–	39.000	–
Belarus	–	26.000	–	–	34.290	–
Ukraine	269.700	572.500	112,27	361.034	884.417	144,97
Uzbekistan	13.000	–	–	18.850	–	–
Lithuania	121.000	33.300	-72,48	165.704	53.955	-67,44
Latvia	69.237	78.000	12,66	81.731	145.700	78,27
Georgia	217.000	50.000	-76,96	298.134	71.411	-76,05
Croatia	117.000	107.875	-7,80	152.027	183.268	20,55
Malta	13.000	14.000	7,69	16.510	17.696	7,18
Slovenia	155.425	165.350	6,39	222.797	261.803	17,51
Czech Republic	26.000	104.000	300,00	36.920	190.580	416,20
Russia Federation	3.177.590	4.628.430	45,66	4.003.577	7.366.357	83,99
Ikan Digarami, Dikeringkan atau Diasapi	**5.104.284**	**6.601.025**	**29,32**	**34.746.369**	**35.590.755**	**2,43**
Japan	2.521.058	3.248.390	28,85	10.840.130	12.695.344	17,11
Hong Kong	336.746	236.206	-29,86	6.999.340	5.303.375	-24,23
Korea, Republic of	400.548	582.343	45,39	3.834.978	5.746.711	49,85
Taiwan	189.234	665.730	251,80	975.575	1.086.344	11,35
China	479.615	792.869	65,31	6.644.514	7.213.682	8,57
Papua New Guinea	250	–	–	5.000	–	–
Thailand	190.089	49.840	-73,78	681.342	296.394	-56,50
Singapore	74.718	108.042	44,60	659.350	413.657	-37,26
Philippines	1.350	1.776	31,54	26.674	31.980	19,89
Malaysia	267.312	318.858	19,28	868.948	683.359	-21,36
Brunei Darussalam	–	6	–	–	288	–
Viet Nam	66.454	46.639	-29,82	484.133	694.147	43,38
India	–	118.622	–	–	238.188	–
Sri Lanka	195.766	181.998	-7,03	323.088	334.768	3,62
United Arab Emirates	2.665	1.440	-45,97	63.934	38.317	-40,07
Australia	10.069	23.480	133,20	145.242	65.014	-55,24
New Zealand	5.955	848	-85,77	38.232	12.201	-68,09
East Timor	241.960	176.745	-26,95	245.880	163.380	-33,55
United States	39.022	4.134	-89,41	649.983	41.844	-93,56
Canada	26.054	6.341	-75,66	161.094	124.097	-22,97
Netherlands	30.420	33.718	10,84	241.732	236.664	-2,10
Germany, Fed. Rep. of	15.000	–	–	70.500	–	–
Poland	10.000	–	–	786.700	–	–
Ukraine	–	3.000	–	–	171.000	–
Pati Ubi Kayu	**61.512.641**	**8.732.930**	**-85,80**	**31.692.954**	**6.364.944**	**-79,92**
Japan	287.460	219.174	-23,76	1.119.006	789.393	-29,46
Hong Kong	51.053	54.006	5,79	52.716	72.198	36,96
Korea, Republic of	46.859	4.174	-91,09	37.940	8.176	-78,45
Taiwan	18.930.413	3.815.572	-79,84	9.816.517	2.698.653	-72,51
China	30.867.023	2.264	-99,99	14.785.107	2.607	-99,98
Thailand	–	9.050	–	–	10.177	–
Singapore	65.938	206.326	212,91	60.731	123.514	103,38
Philippines	516.975	1.072.810	107,52	188.891	502.455	166,00
Malaysia	9.218.631	2.544.874	-72,39	4.538.567	1.543.611	-65,99
Cambodia	4.746	–	–	14.860	–	–
Brunei Darussalam	12.197	16.149	32,40	25.004	28.516	14,05
Bangladesh	344.500	209.000	-39,33	86.125	57.855	-32,82
Sri Lanka	331.770	336.180	1,33	84.791	106.940	26,12
Iraq	5.000	–	–	1.950	–	–
Saudi Arabia	1.300	2.088	60,59	4.706	8.978	90,77
Israel	1.771	47.288	2.570,55	4.012	105.545	2.530,52
Jordan	–	4.422	–	–	750	–
Turkey	17.450	–	–	5.235	–	–
United Arab Emirates	62.087	458	-99,26	75.471	1.165	-98,46
Bahrain	604	–	–	3.603	–	–
Cyprus	18.000	–	–	8.640	–	–
Egypt	2.000	–	–	391	–	–
Madagascar	–	18.375	–	–	10.658	–
Australia	43.139	24.620	-42,93	240.794	61.638	-74,40
New Zealand	36.067	36.091	0,07	18.737	20.176	7,68
Micronesia, Fed. States of	79	–	–	22	–	–
Kiribati	–	290	–	–	1.002	–
Samoa	–	848	–	–	3.304	–
Solomon Islands	1.663	1.012	-39,17	7.326	3.934	-46,31
East Timor	129.065	51.319	-60,24	199.488	114.426	-42,64

https://www.bps.go.id

Lanjutan Tabel 3.6

Komoditas/Negara Tujuan	Berat Bersih (kg)		Perub	Nilai FOB (US$)		Perub
	Jan–Jun 2023	Jan–Jun 2024	%	Jan–Jun 2023	Jan–Jun 2024	%
(1)	(2)	(3)	(4)	(5)	(6)	(7)
United States	500.878	1.974	-99,61	248.694	7.048	-97,17
Canada	2.207	4.660	111,15	16.820	28.316	68,35
Brazil	–	17.600	–	–	7.200	–
Puerto Rico	–	25.000	–	–	14.875	–
Netherlands	13.111	4.671	-64,38	45.793	17.246	-62,34
France	–	2.559	–	–	14.586	–
Belgium	556	–	–	943	–	–
Italy	–	75	–	–	2	–
Romania	100	–	–	74	–	–
Es Krim	**23.594.902**	**6.603.949**	**-72,01**	**40.059.252**	**14.807.362**	**-63,04**
Hong Kong	49	–	–	3	–	–
Taiwan	–	6.221	–	–	29.040	–
Mongolia	–	3.464	–	–	7.650	–
Papua New Guinea	992	391	-60,58	8.025	1.358	-83,08
Thailand	1.331.055	1.426.612	7,18	3.343.513	3.866.714	15,65
Singapore	85.961	69.992	-18,58	337.425	319.344	-5,36
Philippines	18.844.858	842.205	-95,53	30.545.101	3.070.144	-89,95
Malaysia	35.966	69.588	93,48	109.532	194.745	77,80
Myanmar	16.101	10.381	-35,52	28.823	23.606	-18,10
Cambodia	93.221	51.583	-44,67	142.780	81.941	-42,61
Brunei Darussalam	53.857	33.933	-37,00	106.449	68.705	-35,46
Viet Nam	2.658.169	3.399.495	27,89	4.708.719	6.104.061	29,63
Maldives	–	5.128	–	–	12.657	–
Saudi Arabia	–	43.276	–	–	101.488	–
Tanzania, United Rep. of	5.416	64.936	1.098,89	13.213	87.727	563,93
Ghana	–	2.375	–	–	9.969	–
Nigeria	–	12.056	–	–	51.285	–
Australia	24.762	215.876	771,79	42.239	132.509	213,71
Fiji	62.145	27.075	-56,43	182.519	69.995	-61,65
Solomon Islands	3.163	12.642	299,70	11.157	37.667	237,60
Tonga	–	4.177	–	–	12.058	–
East Timor	379.186	270.210	-28,74	479.754	457.082	-4,73
Brazil	–	32.333	–	–	67.619	–
Jus Buah dan Sayuran	**20.413.366**	**18.222.808**	**-10,73**	**43.509.267**	**35.939.340**	**-17,40**
Japan	268.040	3.836	-98,57	605.812	26.998	-95,54
Hong Kong	99.001	122.849	24,09	102.423	226.113	120,76
Korea, Republic of	7.493	35.471	373,37	6.103	56.628	827,90
Taiwan	35.212	24.828	-29,49	60.984	22.018	-63,90
China	1.720.684	1.771.268	2,94	1.392.794	1.455.932	4,53
Papua New Guinea	35.343	1.726	-95,12	42.842	3.603	-91,59
Thailand	–	275.299	–	–	202.534	–
Singapore	3.618.253	6.078.568	68,00	8.358.187	12.094.228	44,70
Philippines	4.567	3.427	-24,97	29.089	25.026	-13,97
Malaysia	98.098	141.305	44,04	279.113	341.764	22,45
Cambodia	54.218	51.740	-4,57	63.180	56.094	-11,22
Brunei Darussalam	1.157	1.413	22,11	2.246	2.993	33,26
Lao People'S Dem. Rep.	–	4.585	–	–	3.787	–
Viet Nam	85.098	168.562	98,08	420.602	358.993	-14,65
Maldives	1.756	4.134	135,38	1.855	5.235	182,21
Pakistan	–	57.750	–	–	150.150	–
Saudi Arabia	1.185.417	403.335	-65,98	2.851.960	927.494	-67,48
Israel	40.024	18.830	-52,95	68.972	36.671	-46,83
Jordan	18.830	–	–	48.017	–	–
Lebanon	205.818	16.980	-91,75	462.604	29.715	-93,58
Turkey	–	20.982	–	–	54.490	–
United Arab Emirates	498.843	377.643	-24,30	1.237.828	915.588	-26,03
Egypt	75.320	–	–	186.040	–	–
Kenya	22.074	–	–	27.593	–	–
Australia	1.302.809	1.027.962	-21,10	3.308.901	2.710.731	-18,08
New Zealand	110.958	198.592	78,98	240.420	403.113	67,67
Micronesia, Fed. States of	299	–	–	129	–	–
Guam	–	221	–	–	225	–
Fiji	3.240	–	–	20.030	–	–
Samoa	–	1.835	–	–	4.938	–
Solomon Islands	17.116	21.961	28,30	26.846	34.902	30,01
Tonga	1.050	–	–	748	–	–
East Timor	234.422	311.527	32,89	213.578	299.544	40,25
United States	1.998.618	1.599.239	-19,98	4.226.793	4.531.186	7,20
Canada	1.941	24.000	1.136,48	2.856	42.000	1.370,69
Suriname	5.400	–	–	31.050	–	–
Puerto Rico	165.456	257.376	55,56	401.004	629.463	56,97
Dominican Republic	19.368	–	–	47.520	–	–
United Kingdom	447.642	470.028	5,00	1.149.250	1.246.296	8,44
Netherlands	6.885.250	4.086.685	-40,65	14.857.472	7.553.825	-49,16
France	39.600	39.600	0,00	100.136	120.065	19,90
Germany, Fed. Rep. of	–	113	–	–	12	–

https://www.bps.go.id

Komoditas/Negara Tujuan	Berat Bersih (kg)		Perub	Nilai FOB (US$)		Perub
	Jan–Jun 2023	Jan–Jun 2024	%	Jan–Jun 2023	Jan–Jun 2024	%
(1)	(2)	(3)	(4)	(5)	(6)	(7)
Denmark	20.982	18	-99,91	54.553	4	-99,99
Italy	2.000	–	–	8.000	–	–
Spain	867.468	599.070	-30,94	2.003.310	1.366.002	-31,81
Kazakhstan	214.500	–	–	568.425	–	–
Slovenia	–	50	–	–	981	–
Glukosa dan Sejenisnya	**22.814.980**	**20.969.844**	**-8,09**	**33.883.978**	**34.505.712**	**1,83**
Japan	537.298	208.687	-61,16	589.990	282.405	-52,13
Hong Kong	57.135	37.798	-33,84	83.386	66.655	-20,06
Korea, Republic of	777.785	304.708	-60,82	1.172.271	482.192	-58,87
Taiwan	161.846	147.165	-9,07	238.498	234.227	-1,79
China	25.233	65.248	158,58	53.253	101.824	91,21
Papua New Guinea	433	–	–	778	–	–
Thailand	26.401	237.125	798,18	33.810	236.805	600,39
Singapore	1.085.677	1.160.810	6,92	1.565.157	1.427.561	-8,79
Philippines	371.174	134.237	-63,83	313.425	97.767	-68,81
Malaysia	1.559.301	1.138.797	-26,97	1.073.236	1.010.208	-5,87
Myanmar	200	100	-50,00	820	460	-43,90
Cambodia	568	1.031	81,61	2.974	2.943	-1,04
Brunei Darussalam	5.254	5.473	4,16	27.366	17.866	-34,72
Viet Nam	436.400	942.928	116,07	334.060	477.541	42,95
Maldives	723	–	–	993	–	–
India	1.213.468	101.857	-91,61	794.523	499.978	-37,07
Pakistan	9.701	5.274	-45,63	21.348	11.076	-48,12
Bangladesh	–	61.220	–	–	53.483	–
Sri Lanka	185.025	166.935	-9,78	293.832	315.523	7,38
Iraq	6.505	141.990	2.082,76	13.043	135.547	939,21
Saudi Arabia	1.095.925	467.423	-57,35	1.282.040	616.290	-51,93
Israel	17.300	19.810	14,51	39.790	34.816	-12,50
Kuwait	3.882	3.081	-20,63	11.866	12.591	6,11
Jordan	–	3.616	–	–	13.878	–
Lebanon	4.500	5.000	11,11	10.475	11.500	9,79
Palestina	1.742	–	–	6.938	–	–
Oman	941	–	–	3.337	–	–
Turkey	5.000	5.000	0,00	11.500	11.500	0,00
United Arab Emirates	516.708	585.485	13,31	544.348	585.999	7,65
Qatar	–	1.909	–	–	10.708	–
Bahrain	–	85	–	–	898	–
Somalia	–	166	–	–	553	–
Kenya	–	86.222	–	–	104.175	–
Reunion	–	2.416	–	–	7.524	–
Togo	30.773	16.691	-45,76	58.682	55.809	-4,90
Ghana	–	1.500	–	–	6.966	–
Nigeria	44.148	28.209	-36,10	66.222	44.900	-32,20
Senegal	–	300	–	–	184	–
Mauritania	–	219	–	–	1.080	–
South Africa	85.294	21.000	-75,38	141.030	47.900	-66,04
Australia	300.979	318.338	5,77	607.303	660.297	8,73
New Zealand	943.320	426.037	-54,84	889.117	418.321	-52,95
Fiji	96.000	72.000	-25,00	72.720	54.000	-25,74
Kiribati	1.143	–	–	1.171	–	–
East Timor	8.117	17.434	114,79	19.899	27.149	36,43
United States	10.602.110	11.198.417	5,62	17.945.228	19.980.011	11,34
Canada	257.026	275.619	7,23	646.707	696.073	7,63
Mexico	139.000	18.000	-87,05	200.240	34.200	-82,92
Suriname	1.500	–	–	4.000	–	–
Chile	10.500	17.000	61,90	26.350	27.030	2,58
Argentina	9	18.000	199.900,00	13	33.660	254.321,77
Brazil	341.895	167.838	-50,91	655.528	339.264	-48,25
Colombia	–	5.600	–	–	17.540	–
Ecuador	1.120	10.825	866,52	2.688	20.799	673,75
Peru	19.464	3.000	-84,59	54.827	7.800	-85,77
Puerto Rico	24.840	26.000	4,67	52.909	59.800	13,02
Dominican Republic	2.700	24.774	817,55	6.885	37.961	451,36
United Kingdom	179.986	417.814	132,14	424.162	1.004.855	136,90
Netherlands	565.998	688.611	21,66	1.225.704	1.511.741	23,34
France	58.451	32.003	-45,25	165.218	84.413	-48,91
Germany, Fed. Rep. of	357.389	537.700	50,45	798.568	1.262.360	58,08
Belgium	26.078	54.140	107,61	58.232	118.705	103,85
Switzerland	10	–	–	182	–	–
Norway	12.000	–	–	28.800	–	–
Sweden	25	–	–	65	–	–
Finland	23.800	–	–	54.136	–	–
Italy	–	362	–	–	394	–
Spain	54.015	67.325	24,64	104.046	141.418	35,92
Portugal	18.000	18.000	0,00	41.040	41.040	0,00
Greece	194.050	143.050	-26,28	386.370	288.515	-25,33
Hungary	22.296	24.000	7,64	35.831	38.700	8,01

https://www.bps.go.id

Lanjutan Tabel 3.6

Komoditas/Negara Tujuan	Berat Bersih (kg)		Perub	Nilai FOB (US$)		Perub
	Jan–Jun 2023	Jan–Jun 2024	%	Jan–Jun 2023	Jan–Jun 2024	%
(1)	(2)	(3)	(4)	(5)	(6)	(7)
Poland	72.550	36.000	-50,38	147.440	67.680	-54,10
Romania	1.500	1.500	0,00	4.350	4.350	0,00
Bulgaria	40.000	19.000	-52,50	88.800	45.150	-49,16
Lithuania	–	19.500	–	–	37.050	–
Estonia	32.501	2.500	-92,31	77.650	6.350	-91,82
Georgia	–	2.240	–	–	5.498	–
Croatia	31.270	–	–	76.692	–	–
Slovakia	–	14.499	–	–	28.172	–
Slovenia	–	18.850	–	–	39.585	–
Czech Republic	19.000	37.811	99,00	34.000	81.877	140,81
Russia Federation	84.000	117.504	39,89	145.158	242.377	66,97
Serbia	6.000	9.040	50,67	12.960	20.250	56,25
Makanan Bayi	**7.215.053**	**7.791.844**	**7,99**	**32.113.874**	**29.696.751**	**-7,53**
Japan	2.640	1.091	-58,66	4.104	2.409	-41,29
Hong Kong	22.822	19.749	-13,47	56.391	35.291	-37,42
Korea, Republic of	87.663	80.050	-8,68	472.146	447.106	-5,30
Taiwan	1.742	2.718	56,05	3.463	5.001	44,44
China	2	10	540,00	2	20	829,09
Papua New Guinea	2.048	155	-92,43	7.640	246	-96,78
Thailand	78.268	212.347	171,31	484.405	800.147	65,18
Singapore	38.218	29.558	-22,66	256.609	184.390	-28,14
Philippines	188.917	201.934	6,89	752.588	865.924	15,06
Malaysia	4.588.564	6.185.500	34,80	16.079.193	21.215.623	31,94
Myanmar	3.203	–	–	33.092	–	–
Cambodia	1.903.055	635.603	-66,60	12.492.044	3.977.376	-68,16
Brunei Darussalam	48.169	44.231	-8,18	175.209	154.212	-11,98
Viet Nam	2.758	5.155	86,95	18.280	36.404	99,15
Maldives	3.701	7.517	103,11	25.611	53.241	107,88
Pakistan	60.758	62.856	3,45	314.389	288.427	-8,26
Sri Lanka	79.752	180.366	126,16	464.464	914.071	96,80
Saudi Arabia	4.867	984	-79,78	90.733	5.477	-93,96
Kuwait	–	4.939	–	–	91.540	–
Yemen	–	446	–	–	3.311	–
Oman	21.090	648	-96,93	23.640	12.010	-49,20
Turkey	5.855	–	–	36.963	–	–
United Arab Emirates	5.986	17.905	199,11	107.756	153.824	42,75
Qatar	–	1.200	–	–	22.240	–
Bahrain	–	1.032	–	–	19.126	–
Morocco	6.962	–	–	30.855	–	–
Madagascar	–	1	–	–	2	–
Nigeria	81	200	147,83	807	1.913	137,06
Australia	775	3.980	413,78	2.940	20.914	611,35
Vanuatu	5	–	–	225	–	–
Kiribati	736	–	–	1.265	–	–
East Timor	40.769	73.095	79,29	134.864	321.306	138,24
United States	2	22	975,00	340	1.932	469,05
United Kingdom	408	–	–	919	–	–
Netherlands	13.138	18.471	40,59	38.827	61.321	57,93
Germany, Fed. Rep. of	25	–	–	61	–	–
Switzerland	–	65	–	–	1.882	–
Norway	2.074	–	–	4.049	–	–
Russia Federation	–	17	–	–	64	–
Kayu Manis Bubuk	**6.072.621**	**6.245.103**	**2,84**	**25.364.526**	**23.075.434**	**-9,02**
Japan	1.996	10.496	425,89	13.772	31.549	129,08
Hong Kong	5	2.617	55.579,85	73	14.337	19.478,11
Korea, Republic of	2.054	250	-87,83	12.992	1.125	-91,34
Taiwan	1.845	38	-97,95	1.977	419	-78,80
China	3	23	654,97	6	95	1.499,86
Thailand	15.272	35.252	130,82	36.978	169.788	359,16
Singapore	5.092	2.105	-58,66	23.143	14.260	-38,38
Philippines	28.402	41.426	45,86	188.975	275.625	45,85
Malaysia	52.424	37.560	-28,35	163.139	97.127	-40,46
Cambodia	–	101	–	–	169	–
Viet Nam	228.000	137.520	-39,68	800.720	393.557	-50,85
India	104.000	188.000	80,77	601.994	969.823	61,10
Bangladesh	–	318	–	–	2.191	–
Saudi Arabia	1.750	800	-54,29	13.688	3.000	-78,08
Israel	39.000	–	–	206.830	–	–
Turkey	8.000	–	–	31.966	–	–
Egypt	200	–	–	900	–	–
Morocco	–	998	–	–	9.988	–
South Africa	4.000	–	–	9.694	–	–
Australia	55.090	115.524	109,70	251.737	501.096	99,06
United States	4.522.008	4.799.658	6,14	18.845.181	17.325.873	-8,06
Canada	64.500	154.960	140,25	215.451	528.511	145,30
Panama	25.000	25.000	0,00	115.977	84.517	-27,13

https://www.bps.go.id

Komoditas/Negara Tujuan	Berat Bersih (kg)		Perub	Nilai FOB (US$)		Perub
	Jan–Jun 2023	Jan–Jun 2024	%	Jan–Jun 2023	Jan–Jun 2024	%
(1)	(2)	(3)	(4)	(5)	(6)	(7)
Chile	–	998	–	–	9.284	–
Argentina	4.000	5.000	25,00	11.133	11.111	-0,20
United Kingdom	74.250	3.775	-94,92	373.966	20.650	-94,48
Netherlands	195.500	228.709	16,99	873.776	780.350	-10,69
France	126.001	75.099	-40,40	453.251	272.616	-39,85
Germany, Fed. Rep. of	30.500	78.046	155,89	80.725	261.820	224,34
Belgium	500	25.000	4.900,00	1.918	66.600	3.372,53
Denmark	–	12.000	–	–	34.000	–
Norway	–	2.000	–	–	5.500	–
Sweden	147.000	111.500	-24,15	895.050	593.253	-33,72
Finland	25.000	25.000	0,00	70.375	57.438	-18,38
Italy	16.850	25.050	48,66	76.350	192.582	152,24
Portugal	27.500	–	–	76.305	–	–
Hungary	800	1.200	50,00	3.600	5.400	50,00
Poland	9.500	1.080	-88,63	26.600	9.169	-65,53
Romania	70.028	–	–	226.210	–	–
Kazakhstan	31.000	–	–	69.750	–	–
Estonia	45.000	45.000	0,00	266.400	228.600	-14,19
Croatia	24.000	38.000	58,33	59.800	65.923	10,24
Russia Federation	86.550	15.000	-82,67	264.124	38.090	-85,58
Biji Pala, Bunga Pala dan Kapulaga Bubuk	**1.835.381**	**1.979.781**	**7,87**	**17.516.248**	**17.604.142**	**0,50**
Japan	96.315	106.283	10,35	1.508.611	1.336.724	-11,39
Hong Kong	30	1.299	4.202,93	418	15.390	3.583,54
Korea, Republic of	3.000	3.000	0,00	39.000	34.200	-12,31
Taiwan	180	66	-63,62	2.692	732	-72,82
China	11.146	49	-99,56	61.837	119	-99,81
Thailand	–	12.554	–	–	92.935	–
Singapore	299	485	62,20	4.148	5.264	26,93
Philippines	12.075	8.589	-28,87	75.346	45.319	-39,85
Malaysia	8.525	15.500	81,82	38.968	113.448	191,13
Viet Nam	39.100	28.000	-28,39	309.785	202.656	-34,58
India	85.100	319.185	275,07	520.175	1.571.994	202,20
Iran (Islamic Republic of)	–	2.000	–	–	9.300	–
Lebanon	–	2.000	–	–	10.800	–
Turkey	5.500	3.000	-45,45	50.027	22.500	-55,02
United Arab Emirates	–	1.000	–	–	1.745	–
Qatar	1	1	-50,00	2	5	147,85
Egypt	500	5.290	958,00	4.375	54.866	1.154,07
South Africa	10.000	–	–	77.235	–	–
Mauritius	32	–	–	615	–	–
Australia	23.795	5.737	-75,89	207.693	75.915	-63,45
East Timor	–	3	–	–	52	–
United States	157.514	272.970	73,30	1.244.685	2.450.559	96,88
Canada	59.125	36.247	-38,69	340.235	259.680	-23,68
Mexico	–	14.380	–	–	87.000	–
Argentina	92.263	77.829	-15,64	475.196	414.875	-12,69
Brazil	16.000	10.000	-37,50	83.400	99.956	19,85
Colombia	–	2.198	–	–	14.400	–
Uruguay	8.500	–	–	41.179	–	–
Jamaica	13.600	27.216	100,12	80.010	152.146	90,16
Dominican Republic	11.000	11.653	5,94	57.951	57.420	-0,92
United Kingdom	102.500	47.272	-53,88	1.014.883	434.922	-57,15
Netherlands	481.975	421.951	-12,45	4.791.940	4.615.572	-3,68
France	55.030	77.711	41,22	722.073	924.904	28,09
Germany, Fed. Rep. of	272.600	289.759	6,29	2.948.593	2.650.906	-10,10
Belgium	70.200	42.983	-38,77	945.810	537.515	-43,17
Denmark	–	20.000	–	–	242.150	–
Italy	67.501	18.901	-72,00	617.655	130.781	-78,83
Spain	56.000	68.331	22,02	636.643	762.617	19,79
Greece	2.050	4.000	95,12	18.278	30.000	64,13
Hungary	425	1.425	235,29	3.719	14.036	277,45
Poland	10.000	–	–	51.152	–	–
Bulgaria	–	3.000	–	–	20.400	–
Kazakhstan	6.000	–	–	23.400	–	–
Ukraine	–	5.000	–	–	46.600	–
Estonia	20.000	–	–	248.875	–	–
Slovakia	11.000	–	–	146.308	–	–
Russia Federation	26.500	12.915	-51,26	123.336	63.740	-48,32
Olahan Produk Susu Lainnya	**10.072.145**	**12.846.531**	**27,55**	**15.863.760**	**19.622.956**	**23,70**
Japan	8.633	–	–	13.728	–	–
Hong Kong	84.481	63.186	-25,21	169.398	88.659	-47,66
Korea, Republic of	5.734	44.418	674,60	13.064	101.551	677,33
Taiwan	21.854	22.240	1,76	67.758	61.737	-8,89
China	40.281	176	-99,56	47.553	682	-98,57
Mongolia	1.109	1.190	7,36	6.868	7.416	7,99
Papua New Guinea	2.466.559	2.745.666	11,32	2.772.801	2.895.127	4,41

https://www.bps.go.id

Lanjutan Tabel 3.6

Komoditas/Negara Tujuan	Berat Bersih (kg)		Perub	Nilai FOB (US$)		Perub
	Jan–Jun 2023	Jan–Jun 2024	%	Jan–Jun 2023	Jan–Jun 2024	%
(1)	(2)	(3)	(4)	(5)	(6)	(7)
Thailand	385.264	823.100	113,65	585.278	1.569.910	168,23
Singapore	522.705	222.952	-57,35	984.948	704.304	-28,49
Philippines	2.842.598	4.048.515	42,42	5.977.693	7.848.287	31,29
Malaysia	965.194	484.497	-49,80	1.619.687	1.146.720	-29,20
Myanmar	136.703	31.030	-77,30	187.064	124.632	-33,37
Cambodia	554.895	2.140.574	285,76	454.402	1.762.853	287,95
Brunei Darussalam	92.785	76.855	-17,17	197.926	128.868	-34,89
Viet Nam	73.922	144.789	95,87	168.589	177.798	5,46
Maldives	1.025.491	991.776	-3,29	1.341.130	1.282.068	-4,40
Saudi Arabia	9.109	3.886	-57,33	61.395	2.624	-95,73
United Arab Emirates	86	–	–	97	–	–
Sierra Leone	–	70	–	–	516	–
Cote D'Ivoire	–	3.993	–	–	1.358	–
Australia	24.723	11.855	-52,05	53.917	24.948	-53,73
New Zealand	23.032	83	-99,64	52.031	360	-99,31
Micronesia, Fed. States of	135	–	–	212	–	–
Vanuatu	17.679	260	-98,53	21.671	2.634	-87,85
Kiribati	1.134	2.704	138,42	1.670	5.224	212,92
Marshall Islands	270	–	–	407	–	–
Samoa	42.422	7.918	-81,33	76.090	17.484	-77,02
Solomon Islands	57.546	91.962	59,81	64.235	103.166	60,61
Tonga	23.180	68.934	197,39	44.019	106.285	141,46
East Timor	529.225	758.705	43,36	697.829	1.358.390	94,66
United States	115.395	55.194	-52,17	182.299	99.313	-45,52
Canada	–	3	–	–	40	–
Netherlands	1	–	–	2	–	–
Kopra	**19.486.122**	**16.592.454**	**-14,85**	**14.101.868**	**13.254.877**	**-6,01**
China	28.000	–	–	12.600	–	–
Thailand	–	80.900	–	–	20.175	–
Singapore	12	9	-22,93	14	132	860,32
Malaysia	354.280	1.618	-99,54	181.482	764	-99,58
India	3.458.546	4.539.505	31,25	2.609.926	3.792.243	45,30
Pakistan	825.054	345.780	-58,09	712.542	346.214	-51,41
Bangladesh	14.820.230	11.624.642	-21,56	10.585.304	9.095.349	-14,08
Tepung Terigu	**25.176.054**	**43.103.051**	**71,21**	**14.833.238**	**10.592.437**	**-28,59**
Hong Kong	198.503	141.055	-28,94	137.624	101.808	-26,02
Taiwan	9.327	10.653	14,22	7.970	9.079	13,92
China	32	37	18,84	21	26	22,38
Papua New Guinea	11.744.153	26.882.424	128,90	6.942.931	2.491.824	-64,11
Thailand	75.200	38.804	-48,40	50.121	24.196	-51,72
Singapore	796.760	920.903	15,58	575.114	637.430	10,84
Philippines	407.000	1.488.000	265,60	259.779	698.152	168,75
Malaysia	2.808.980	5.036.946	79,32	1.577.761	2.307.570	46,26
Cambodia	–	888	–	–	659	–
Brunei Darussalam	151.740	121.455	-19,96	99.550	73.606	-26,06
United Arab Emirates	–	9	–	–	3	–
Australia	18.374	12.313	-32,99	36.869	15.646	-57,56
New Caledonia	210	255	21,49	436	429	-1,67
Samoa	–	47.750	–	–	21.443	–
Solomon Islands	284.625	472.600	66,04	181.013	246.536	36,20
East Timor	8.658.147	7.926.362	-8,45	4.950.607	3.960.395	-20,00
United States	3	–	–	2	–	–
French Polynesia	23.000	–	–	13.440	–	–
Netherlands	–	2.522	–	–	3.633	–
France	1	–	–	2	–	–
Italy	–	75	–	–	2	–
Kecap	**8.375.176**	**8.281.226**	**-1,12**	**12.687.129**	**12.930.572**	**1,92**
Japan	116.545	203.676	74,76	222.138	406.540	83,01
Hong Kong	183.183	168.951	-7,77	342.748	325.369	-5,07
Korea, Republic of	53.296	82.247	54,32	114.829	165.139	43,81
Taiwan	175.509	244.465	39,29	336.857	422.890	25,54
China	80.331	46.513	-42,10	127.252	77.001	-39,49
Papua New Guinea	7.852	1.832	-76,67	8.086	5.548	-31,38
Thailand	309.283	86.405	-72,06	464.622	120.948	-73,97
Singapore	207.885	263.027	26,53	311.673	363.284	16,56
Philippines	289.967	195.687	-32,51	466.898	295.756	-36,66
Malaysia	1.950.093	1.980.974	1,58	2.232.819	2.313.885	3,63
Myanmar	–	48.094	–	–	71.819	–
Cambodia	24.671	11.669	-52,70	59.243	44.187	-25,41
Brunei Darussalam	178.547	211.486	18,45	298.642	350.623	17,41
Viet Nam	22.186	13.692	-38,29	33.057	16.899	-48,88
Maldives	24	46	91,67	24	44	83,33
India	29.955	19.284	-35,62	60.096	36.020	-40,06
Saudi Arabia	1.472.834	869.376	-40,97	2.479.399	1.428.704	-42,38
Kuwait	145.381	343.992	136,61	263.540	630.151	139,11

https://www.bps.go.id

Lanjutan Tabel 3.6

Komoditas/Negara Tujuan	Berat Bersih (kg)		Perub	Nilai FOB (US$)		Perub
	Jan–Jun 2023	Jan–Jun 2024	%	Jan–Jun 2023	Jan–Jun 2024	%
(1)	(2)	(3)	(4)	(5)	(6)	(7)
Jordan	13.237	8.016	-39,45	21.489	12.539	-41,65
Oman	18.769	11.939	-36,39	33.877	21.657	-36,07
United Arab Emirates	166.868	208.007	24,65	324.278	386.690	19,25
Qatar	49.271	40.503	-17,80	84.620	81.886	-3,23
Bahrain	3.816	8.081	111,78	9.021	19.574	116,98
Egypt	–	13.532	–	–	3.176	–
Somalia	–	33	–	–	139	–
South Africa	6.866	2.546	-62,92	19.350	6.096	-68,50
Australia	893.118	1.284.916	43,87	1.548.957	2.282.595	47,36
New Zealand	107.980	167.538	55,16	181.367	289.004	59,35
Kiribati	187	–	–	875	–	–
Tonga	648	–	–	1.213	–	–
East Timor	375.552	284.903	-24,14	594.724	434.076	-27,01
United States	418.018	348.918	-16,53	742.492	629.534	-15,21
Canada	68.620	112.590	64,08	107.787	203.289	88,60
Suriname	700	525	-25,00	3.000	2.475	-17,50
Chile	183	–	–	555	–	–
Peru	264	–	–	1.334	–	–
Trinidad and Tobago	55	–	–	71	–	–
United Kingdom	–	53.623	–	–	97.841	–
Netherlands	974.570	877.163	-9,99	1.098.970	1.110.525	1,05
Germany, Fed. Rep. of	13.622	5.850	-57,06	66.001	23.664	-64,15
Norway	15.254	23.456	53,77	25.193	35.186	39,67
Poland	–	37.673	–	–	215.820	–
Bulgaria	35	–	–	35	–	–
Tepung Lainnya	**8.446.143**	**7.142.315**	**-15,44**	**11.491.215**	**10.975.444**	**-4,49**
Japan	655.760	563.000	-14,15	225.103	201.520	-10,48
Hong Kong	21.621	1.266	-94,14	74.358	4.571	-93,85
Korea, Republic of	19.600	977	-95,02	17.248	5.057	-70,68
Taiwan	57.181	49.905	-12,72	48.586	55.222	13,66
China	622.239	366.242	-41,14	2.465.518	1.481.356	-39,92
Thailand	65.610	58.196	-11,30	151.536	177.270	16,98
Singapore	1.339.272	1.885.869	40,81	5.403.164	5.536.490	2,47
Philippines	29.484	10.372	-64,82	150.734	62.000	-58,87
Malaysia	5.230.946	3.461.137	-33,83	1.689.221	1.666.386	-1,35
Brunei Darussalam	16.692	–	–	23.232	–	–
Maldives	1.905	338	-82,24	10.520	1.719	-83,66
Yemen	19.600	–	–	20.660	–	–
United Arab Emirates	17.520	19.204	9,61	10.644	4.682	-56,01
Australia	–	11.369	–	–	13.551	–
New Zealand	126	507	302,34	422	605	43,35
East Timor	10.935	390.761	3.473,36	12.298	276.463	2.147,96
United States	48.767	35.817	-26,55	429.994	503.450	17,08
Canada	12.442	2	-99,99	69.051	2	-100,00
Argentina	–	8.400	–	–	6.518	–
Brazil	73.010	82.803	13,41	79.291	144.734	82,54
Trinidad and Tobago	15.435	15.435	0,00	72.267	70.044	-3,08
Jamaica	87.091	136.858	57,14	426.470	656.744	54,00
Belize	–	12.442	–	–	61.586	–
Costa Rica	4.000	–	–	3.300	–	–
Netherlands	576	2.392	315,26	4.643	7.131	53,58
France	3	23	820,00	108	40	-63,37
Italy	50.000	25.000	-50,00	65.000	33.125	-49,04
Bulgaria	10	–	–	20	–	–
Ukraine	3.500	–	–	2.800	–	–
Croatia	–	4.000	–	–	5.180	–
Russia Federation	42.820	–	–	35.027	–	–
Kepiting Dibekukan	**1.012.704**	**1.186.695**	**17,18**	**16.642.569**	**7.015.120**	**-57,85**
Japan	339.842	297.166	-12,56	9.368.393	2.342.568	-74,99
Hong Kong	54.520	78.671	44,30	368.420	567.350	54,00
Korea, Republic of	–	110	–	–	330	–
Taiwan	30.454	41.177	35,21	288.046	367.515	27,59
China	25.120	45.120	79,62	40.192	23.396	-41,79
Thailand	317	190	-40,06	960	570	-40,59
Singapore	59.926	61.381	2,43	360.287	354.687	-1,55
Malaysia	230.041	475.656	106,77	540.871	1.133.902	109,64
Viet Nam	–	10.982	–	–	70.326	–
United Arab Emirates	4.000	–	–	39.990	–	–
Cyprus	2.508	6.872	173,98	11.526	39.969	246,78
Mauritius	581	–	–	555	–	–
Australia	52.788	55.746	5,60	722.797	664.255	-8,10
New Zealand	2.000	–	–	20.720	–	–
United States	179.901	85.005	-52,75	4.442.950	995.519	-77,59
Canada	9.000	–	–	101.400	–	–
United Kingdom	21.605	13.896	-35,68	334.283	194.037	-41,95
Netherlands	–	9.600	–	–	225.695	–

https://www.bps.go.id

Lanjutan Tabel 3.6

Komoditas/Negara Tujuan	Berat Bersih (kg)		Perub	Nilai FOB (US$)		Perub
	Jan–Jun 2023	Jan–Jun 2024	%	Jan–Jun 2023	Jan–Jun 2024	%
(1)	(2)	(3)	(4)	(5)	(6)	(7)
Denmark	–	4.922	–	–	34.000	–
Greece	102	201	97,44	1.181	1.000	-15,33
Saus	**5.060.120**	**5.774.670**	**14,12**	**9.128.510**	**10.470.173**	**14,70**
Japan	88.524	173.423	95,90	212.283	470.973	121,86
Hong Kong	126.716	251.600	98,55	269.505	445.585	65,33
Korea, Republic of	41.498	58.477	40,92	104.006	146.743	41,09
Taiwan	271.219	382.069	40,87	718.117	913.077	27,15
China	173.420	16.060	-90,74	256.361	60.405	-76,44
Papua New Guinea	7.979	11.163	39,89	15.179	17.989	18,52
Thailand	17.335	27.954	61,26	30.684	44.396	44,69
Singapore	432.345	637.249	47,39	477.309	642.083	34,52
Philippines	190.617	398.005	108,80	273.532	604.173	120,88
Malaysia	586.690	575.368	-1,93	973.087	935.651	-3,85
Cambodia	22.622	31.096	37,46	48.460	59.508	22,80
Brunei Darussalam	57.486	41.399	-27,98	110.369	81.026	-26,59
Viet Nam	13.665	25.927	89,73	27.014	47.583	76,14
Maldives	130	6	-95,38	141	21	-85,11
Saudi Arabia	1.861.023	1.882.269	1,14	3.369.674	3.346.245	-0,70
Kuwait	201.502	192.242	-4,60	392.311	374.983	-4,42
Jordan	12.228	4.637	-62,08	21.278	7.857	-63,08
Oman	30.312	12.192	-59,78	50.435	20.105	-60,14
United Arab Emirates	150.741	140.401	-6,86	317.639	287.094	-9,62
Qatar	75.102	64.099	-14,65	136.364	132.850	-2,58
Bahrain	5.239	4.023	-23,21	11.749	9.626	-18,07
Somalia	–	241	–	–	631	–
Togo	6	–	–	14	–	–
Nigeria	–	131.940	–	–	547.984	–
Cote D'Ivoire	108	–	–	743	–	–
Australia	145.433	178.698	22,87	328.953	391.140	18,90
New Zealand	5.091	9.669	89,94	16.088	21.570	34,07
Micronesia, Fed. States of	670	–	–	1.692	–	–
Guam	182	–	–	676	–	–
Fiji	–	11.772	–	–	21.646	–
Solomon Islands	3.139	1.267	-59,63	7.255	3.108	-57,17
East Timor	379.582	381.645	0,54	524.809	482.530	-8,06
United States	59.126	41.552	-29,72	165.862	123.908	-25,29
Canada	955	1.758	84,05	1.910	3.985	108,63
Suriname	–	150	–	–	950	–
Chile	53	–	–	164	–	–
Peru	1.068	–	–	2.135	–	–
United Kingdom	2.100	102	-95,14	3.326	259	-92,21
Netherlands	96.202	81.222	-15,57	259.369	214.193	-17,42
France	11	–	–	16	–	–
Denmark	–	3	–	–	~0	–
Norway	–	4.994	–	–	10.296	–
Daging Ternak	**832.943**	**711.106**	**-14,63**	**9.612.807**	**7.224.409**	**-24,85**
Japan	2.600	–	–	13.000	–	–
Hong Kong	34.318	3.540	-89,68	127.679	28.130	-77,97
Korea, Republic of	–	11.000	–	–	74.250	–
Taiwan	243	–	–	6.000	–	–
China	81.815	86.053	5,18	3.166.629	1.514.792	-52,16
Malaysia	–	1.095	–	–	3.565	–
Lao People'S Dem. Rep.	500	–	–	3.500	–	–
Canada	–	400	–	–	10.550	–
France	481.523	501.523	4,15	4.061.194	4.525.249	11,43
Belgium	231.943	107.495	-53,65	2.234.805	1.067.873	-52,22
Agar-Agar	**484.113**	**660.752**	**36,49**	**7.387.728**	**8.638.723**	**16,93**
Japan	91.605	105.704	15,39	1.578.532	1.653.347	4,74
Korea, Republic of	16.751	34.502	105,97	242.778	434.430	78,94
Taiwan	4.501	12.608	180,15	75.943	196.053	158,16
China	154.959	121.677	-21,48	2.271.177	1.310.668	-42,29
Thailand	2.002	2.500	24,86	33.078	41.088	24,21
Malaysia	11.448	20.324	77,53	210.049	317.175	51,00
Viet Nam	1	2	66,67	5	32	484,31
India	25.501	60.000	135,29	461.153	917.324	98,92
Saudi Arabia	1.915	–	–	35.815	–	–
Turkey	3.000	1	-99,98	48.038	3	-99,99
United Arab Emirates	–	1	–	–	1	–
Australia	–	202	–	–	6.460	–
United States	20.000	107.326	436,63	298.373	1.246.464	317,75
Argentina	–	2	–	–	6	–
Brazil	~0	–	–	5	–	–
United Kingdom	1	–	–	8	–	–
Netherlands	444	101	-77,27	15.356	3.524	-77,05
Germany, Fed. Rep. of	9.000	6.000	-33,33	146.250	96.617	-33,94

https://www.bps.go.id

Komoditas/Negara Tujuan	Berat Bersih (kg)		Perub	Nilai FOB (US$)		Perub
	Jan–Jun 2023	Jan–Jun 2024	%	Jan–Jun 2023	Jan–Jun 2024	%
(1)	(2)	(3)	(4)	(5)	(6)	(7)
Italy	94.984	161.803	70,35	1.317.323	1.965.649	49,22
Spain	~0	~0	0,00	8	~0	-98,98
Azerbaijan	7.000	–	–	106.998	–	–
Kazakhstan	~0	12.000	3.999.900,00	5	192.682	3.574.707,72
Latvia	11.000	–	–	184.250	–	–
Estonia	8.000	–	–	134	–	–
Russia Federation	21.000	16.000	-23,81	346.750	257.200	-25,83
Serbia	1.000	–	–	15.700	–	–
Olahan Susu Segar dan Krim	**4.748.024**	**7.740.179**	**63,02**	**6.130.490**	**8.618.620**	**40,59**
Japan	–	6	–	–	59	–
Hong Kong	233.792	277.524	18,71	242.898	265.579	9,34
Korea, Republic of	48	7.013	14.511,24	47	16.439	35.176,75
Taiwan	98.687	105.010	6,41	200.556	205.568	2,50
China	3.139	630	-79,93	525	702	33,82
Papua New Guinea	749.929	1.477.395	97,00	980.085	1.764.769	80,06
Singapore	2.128.781	2.514.822	18,13	1.770.368	2.143.944	21,10
Philippines	206.600	1.689.086	717,56	193.637	1.082.225	458,90
Malaysia	49.686	72.949	46,82	71.922	97.713	35,86
Cambodia	37.680	33.307	-11,61	40.058	34.903	-12,87
Brunei Darussalam	699.064	721.913	3,27	626.519	638.418	1,90
Viet Nam	–	12.305	–	–	9.350	–
Maldives	63.699	18.196	-71,43	73.044	25.481	-65,12
Pakistan	–	892	–	–	2.988	–
Saudi Arabia	3	8.704	293.946,32	132	28.545	21.525,00
Israel	–	1.752	–	–	3.300	–
United Arab Emirates	6.270	3.120	-50,24	10.002	9.387	-6,15
Egypt	240	25.000	10.316,67	514	103.938	20.105,66
Libyan Arab Jamahiriya	10.590	46.078	335,10	22.413	84.493	276,98
Tanzania, United Rep. of	–	561	–	–	1.745	–
Somalia	6	–	–	422	–	–
Kenya	259	–	–	438	–	–
Togo	4	6	50,00	7	20	213,11
Guinea	–	885	–	–	75	–
Seychelles	750	1.000	33,33	990	1.340	35,35
South Africa	14.288	12.518	-12,39	22.759	23.576	3,59
Democratic Rep. of the Congo	1.136	1.440	26,82	1.896	2.274	19,93
New Zealand	–	418	–	–	701	–
Micronesia, Fed. States of	–	2.286	–	–	3.249	–
Vanuatu	3.691	1.094	-70,37	6.557	2.124	-67,60
Fiji	–	1.039	–	–	973	–
Kiribati	240	–	–	383	–	–
Marshall Islands	2.706	–	–	2.735	–	–
Samoa	51.080	53.986	5,69	60.266	57.782	-4,12
Solomon Islands	8.108	5.586	-31,11	8.256	4.317	-47,71
Tonga	54.116	102.632	89,65	70.011	128.324	83,29
East Timor	309.153	518.499	67,72	1.706.815	1.799.569	5,43
United States	13.770	22.293	61,89	15.706	74.668	375,40
Canada	–	3	–	–	32	–
French Polynesia	480	–	–	526	–	–
Netherlands	–	6	–	–	28	–
France	30	–	–	5	–	–
Germany, Fed. Rep. of	–	225	–	–	24	–
Olahan Susu Bubuk dan Susu Kental	**2.104.153**	**2.309.334**	**9,75**	**5.242.647**	**5.902.043**	**12,58**
Japan	–	16.430	–	–	26.160	–
Hong Kong	5.942	12.079	103,28	13.016	24.901	91,31
Korea, Republic of	19.771	39.666	100,63	33.917	68.421	101,73
Taiwan	6.626	25.071	278,37	16.729	54.730	227,15
China	43	420	874,48	352	207	-41,07
Papua New Guinea	35.871	55.383	54,39	57.381	74.285	29,46
Thailand	19.620	3	-99,99	27.091	36	-99,87
Singapore	162.363	164.223	1,15	159.566	145.665	-8,71
Philippines	179.221	711	-99,60	219.604	6.298	-97,13
Malaysia	3.529	10.818	206,53	6.936	5.345	-22,94
Cambodia	961	200.496	20.773,26	1.915	196.557	10.165,43
Brunei Darussalam	3.296	24.429	641,14	3.207	65.857	1.953,43
Viet Nam	104.489	–	–	130.965	–	–
Maldives	6.276	3.240	-48,38	6.194	4.200	-32,19
Iraq	492	–	–	3.706	–	–
Saudi Arabia	148	–	–	1.121	–	–
Kuwait	762	1.606	110,71	6.703	13.691	104,26
Palestina	88	–	–	703	–	–
Oman	133	–	–	1.044	–	–
United Arab Emirates	444	755	70,07	248	6.845	2.663,07
Qatar	124	743	499,17	1.024	6.068	492,85
Bahrain	10	–	–	86	–	–
Libyan Arab Jamahiriya	64.123	–	–	126.767	–	–

https://www.bps.go.id

Lanjutan Tabel 3.6

Komoditas/Negara Tujuan	Berat Bersih (kg)		Perub	Nilai FOB (US$)		Perub
	Jan–Jun 2023	Jan–Jun 2024	%	Jan–Jun 2023	Jan–Jun 2024	%
(1)	(2)	(3)	(4)	(5)	(6)	(7)
Somalia	–	175	–	–	365	–
New Zealand	8	50	495,24	87	91	3,85
Vanuatu	2.156	266	-87,66	3.608	669	-81,45
Fiji	10.656	19.536	83,33	17.363	32.355	86,35
Kiribati	1.066	–	–	2.022	–	–
Samoa	4.864	4.790	-1,52	23.994	23.111	-3,68
Solomon Islands	–	2.120	–	–	5.696	–
East Timor	1.431.789	1.706.635	19,20	4.310.845	5.106.776	18,46
United States	94	143	52,78	365	744	103,82
Guyana	39.072	19.536	-50,00	65.890	32.945	-50,00
France	116	10	-91,44	199	24	-87,92
Tepung Serealia Lainnya	**3.091.939**	**4.372.555**	**41,42**	**5.640.893**	**7.752.745**	**37,44**
Japan	1.047	3.328	217,76	6.970	10.080	44,61
Hong Kong	166.728	197.038	18,18	142.328	168.181	18,16
Korea, Republic of	383.385	270.793	-29,37	614.173	353.851	-42,39
Taiwan	135.309	108.254	-19,99	149.759	164.543	9,87
China	248.321	198.906	-19,90	859.221	728.338	-15,23
Papua New Guinea	7.126	32.445	355,31	24.539	98.051	299,57
Thailand	–	8.099	–	–	22.995	–
Singapore	11.917	13.018	9,24	43.409	40.368	-7,01
Philippines	927.667	1.272.509	37,17	1.298.162	1.886.924	45,35
Malaysia	383.026	369.340	-3,57	587.665	645.348	9,82
Cambodia	–	1.005	–	–	5.322	–
Brunei Darussalam	35.573	52.595	47,85	90.122	103.382	14,71
Viet Nam	–	476	–	–	3.786	–
Maldives	4.124	1.890	-54,17	19.407	8.786	-54,73
India	–	260	–	–	670	–
Iraq	4.200	–	–	14.280	–	–
Saudi Arabia	2.383	79.206	3.224,32	11.304	163.340	1.344,95
Israel	–	306	–	–	2.006	–
Kuwait	1.000	–	–	3.103	–	–
Jordan	–	11.773	–	–	29.245	–
Oman	12.000	25.000	108,33	19.200	33.830	76,20
United Arab Emirates	16.427	458.268	2.689,70	23.464	769.337	3.178,77
Qatar	77	170.950	221.912,99	228	461.740	202.639,93
Bahrain	–	24	–	–	49	–
Togo	8	10	25,00	18	38	110,99
Cote D'Ivoire	–	15	–	–	9	–
Seychelles	9.818	7.407	-24,55	61.737	39.394	-36,19
South Africa	18.500	–	–	60.245	–	–
Comoros	–	40	–	–	74	–
Australia	65.221	59.371	-8,97	125.575	124.321	-1,00
New Zealand	143.682	120.675	-16,01	286.453	239.842	-16,27
Vanuatu	–	74	–	–	320	–
Kiribati	1.266	8.430	566,05	5.260	19.321	267,31
Samoa	2.950	704	-76,12	13.962	2.450	-82,45
Tonga	–	560	–	–	2.138	–
East Timor	160.173	476.171	197,29	145.920	387.457	165,53
United States	7.192	10.734	49,25	26.851	38.062	41,75
Canada	–	3	–	–	3	–
Suriname	21.000	20.616	-1,83	79.930	60.164	-24,73
United Kingdom	106.578	141.078	32,37	246.167	340.195	38,20
Netherlands	212.116	251.063	18,36	673.127	798.590	18,64
Switzerland	–	120	–	–	198	–
Denmark	–	1	–	–	~0	–
Sweden	76	–	–	372	–	–
Romania	50	–	–	16	–	–
Malta	3.000	–	–	7.925	–	–
Fillet Ikan Segar atau Dingin	**404.716**	**548.639**	**35,56**	**4.604.648**	**5.883.636**	**27,78**
Japan	1.153	–	–	15.054	–	–
Hong Kong	–	2	–	–	5	–
Korea, Republic of	176	–	–	4.414	–	–
Taiwan	–	251	–	–	1.633	–
China	1.814	–	–	14.400	–	–
Thailand	3.418	3.096	-9,42	49.688	44.370	-10,70
Singapore	30.527	28.710	-5,95	411.309	465.823	13,25
Malaysia	20.172	69.368	243,88	195.988	659.256	236,38
Kuwait	1.170	600	-48,72	16.326	8.000	-51,00
United Arab Emirates	–	3	–	–	3	–
Qatar	–	3	–	–	3	–
Australia	271.156	346.979	27,96	2.757.637	3.429.123	24,35
United States	16.205	34.296	111,63	245.701	298.246	21,39
Canada	319	2.336	631,47	4.712	24.513	420,27
United Kingdom	3.663	–	–	54.025	–	–
Netherlands	4.955	501	-89,89	76.098	7.375	-90,31
France	5.643	82	-98,55	86.664	1.171	-98,65

https://www.bps.go.id

Lanjutan Tabel 3.6

Komoditas/Negara Tujuan	Berat Bersih (kg)		Perub	Nilai FOB (US$)		Perub
	Jan–Jun 2023	Jan–Jun 2024	%	Jan–Jun 2023	Jan–Jun 2024	%
(1)	(2)	(3)	(4)	(5)	(6)	(7)
Germany, Fed. Rep. of	42.535	54.221	27,47	646.127	805.331	24,64
Switzerland	1.658	–	–	25.002	–	–
Denmark	151	–	–	1.504	–	–
Italy	–	8.189	–	–	138.782	–
Spain	–	1	–	–	1	–
Lada Bubuk	**458.869**	**721.021**	**57,13**	**2.249.872**	**4.213.313**	**87,27**
Japan	220.851	283.587	28,41	1.176.390	1.745.114	48,34
Hong Kong	7.217	2.214	-69,32	75.935	40.358	-46,85
Korea, Republic of	–	270	–	–	3.055	–
Taiwan	3.174	6.790	113,94	22.737	92.132	305,21
China	11	573	5.203,40	12	774	6.339,25
Thailand	10.000	10.000	0,00	49.200	56.000	13,82
Singapore	373	122	-67,26	1.892	989	-47,75
Malaysia	3.301	6.487	96,53	36.759	22.545	-38,67
Cambodia	–	460	–	–	1.154	–
Viet Nam	15.000	45.000	200,00	9.875	163.575	1.556,46
India	375	1.050	180,00	3.281	7.757	136,39
Saudi Arabia	336	605	80,00	7.200	6.093	-15,37
United Arab Emirates	–	497	–	–	1.294	–
Egypt	2.500	4.425	77,00	13.500	27.575	104,26
Mauritius	100	–	–	700	–	–
Australia	7.805	4.906	-37,14	39.516	31.384	-20,58
East Timor	16.101	2.645	-83,57	23.056	11.169	-51,56
United States	54.923	76.189	38,72	139.606	478.308	242,61
Mexico	–	14.181	–	–	72.075	–
Argentina	–	25	–	–	221	–
Netherlands	51.500	164.119	218,68	328.621	1.029.417	213,25
France	2	–	–	10	–	–
Germany, Fed. Rep. of	11.000	14.000	27,27	52.510	79.300	51,02
Belgium	1.000	3.000	200,00	5.313	14.908	180,59
Denmark	–	~0	–	–	~0	–
Hungary	28.300	7.875	-72,17	162.380	44.415	-72,65
Latvia	25.000	–	–	101.380	–	–
Slovenia	–	72.000	–	–	283.700	–
Tepung Ikan & Biota Air Layak Konsumsi	**2.238**	**6.218**	**177,86**	**24.527**	**81.645**	**232,89**
Japan	2	11	465,00	82	323	292,90
Korea, Republic of	–	13	–	–	918	–
Taiwan	–	560	–	–	20.599	–
Thailand	2.000	4.395	119,75	13.000	30.924	137,88
Malaysia	100	500	400,00	1.000	5.000	400,00
Iraq	1	2	81,82	43	93	115,63
Iran (Islamic Republic of)	1	–	–	2	–	–
Israel	3	–	–	129	–	–
Turkey	–	6	–	–	61	–
United Arab Emirates	2	5	150,00	466	445	-4,47
Cyprus	–	11	–	–	83	–
Egypt	8	–	–	20	–	–
South Africa	2	21	959,42	28	335	1.096,28
United States	57	129	128,45	5.030	4.839	-3,81
Canada	2	61	2.950,00	579	2.023	249,58
Argentina	1	5	335,91	49	2	-95,08
Brazil	3	14	403,60	1.917	2.211	15,36
United Kingdom	6	61	921,78	243	2.982	1.126,12
Netherlands	14	118	744,79	186	3.719	1.903,23
France	7	95	1.361,54	52	1.019	1.852,71
Germany, Fed. Rep. of	28	71	156,32	1.679	2.696	60,59
Belgium	–	18	–	–	32	–
Luxembourg	–	10	–	–	137	–
Denmark	–	18	–	–	240	–
Italy	–	7	–	–	74	–
Spain	–	1	–	–	13	–
Portugal	1	13	1.200,00	19	576	2.972,05
Greece	–	2	–	–	3	–
Poland	1	21	2.000,00	3	1.016	33.773,27
Armenia	–	7	–	–	85	–
Czech Republic	–	9	–	–	89	–
Russia Federation	–	34	–	–	1.108	–
Minuman Ringan	**62.799.966**	**77.784.723**	**23,86**	**52.108.245**	**56.936.163**	**9,27**
Japan	267.179	625.527	134,12	186.818	385.491	106,35
Hong Kong	3.142.372	3.600.479	14,58	2.588.115	3.067.986	18,54
Korea, Republic of	1.027.541	2.315.257	125,32	722.193	1.666.791	130,80
Taiwan	1.078.800	2.770.570	156,82	1.034.653	2.153.276	108,12
China	4.822.677	3.296.559	-31,64	3.697.854	2.773.875	-24,99
Mongolia	14.040	34.681	147,02	14.589	33.273	128,07
Papua New Guinea	121.460	184.595	51,98	133.062	190.013	42,80

https://www.bps.go.id

Lanjutan Tabel 3.6

Komoditas/Negara Tujuan	Berat Bersih (kg)		Perub	Nilai FOB (US$)		Perub
	Jan–Jun 2023	Jan–Jun 2024	%	Jan–Jun 2023	Jan–Jun 2024	%
(1)	(2)	(3)	(4)	(5)	(6)	(7)
Thailand	3.341.254	4.388.251	31,34	2.990.361	3.285.719	9,88
Singapore	7.671.967	7.963.698	3,80	5.500.612	6.148.443	11,78
Philippines	5.903.044	10.486.450	77,64	3.326.101	6.480.791	94,85
Malaysia	3.896.362	5.790.845	48,62	2.962.987	4.442.778	49,94
Myanmar	7.685.680	3.132.918	-59,24	4.282.486	1.713.209	-59,99
Cambodia	508.387	994.072	95,53	354.462	690.347	94,76
Brunei Darussalam	1.960.900	2.069.528	5,54	1.213.103	1.346.968	11,03
Viet Nam	13.006.944	17.876.395	37,44	6.455.225	8.235.342	27,58
Maldives	199.901	197.510	-1,20	142.189	128.719	-9,47
India	51.505	173.933	237,70	69.340	229.370	230,79
Pakistan	–	1.801	–	–	5.000	–
Sri Lanka	–	5.040	–	–	4.500	–
Iraq	–	234.872	–	–	237.422	–
Saudi Arabia	275.570	444.320	61,24	176.626	425.640	140,98
Israel	7.219	23.592	226,80	12.690	19.992	57,54
Kuwait	81.454	41.867	-48,60	121.830	25.247	-79,28
Jordan	73.878	–	–	116.071	–	–
Palestina	11.785	–	–	9.821	–	–
Oman	1.062.955	1.058.130	-0,45	679.809	652.784	-3,98
United Arab Emirates	1.466.992	2.683.870	82,95	1.195.425	2.426.011	102,94
Qatar	282.378	392.119	38,86	185.417	260.174	40,32
Bahrain	242.340	266.176	9,84	161.635	182.488	12,90
Egypt	–	23.660	–	–	23.421	–
Libyan Arab Jamahiriya	–	523	–	–	2.200	–
Tanzania, United Rep. of	–	8.110	–	–	13.764	–
Madagascar	–	16.642	–	–	26.387	–
Somalia	327	1.384	323,65	1.974	1.588	-19,52
Kenya	394.359	386.981	-1,87	364.760	391.925	7,45
Reunion	–	15.480	–	–	10.820	–
Mozambique	1.524	–	–	1.057	–	–
Togo	208	183	-11,86	170	162	-4,87
Ghana	216	2.126	884,26	98	8.838	8.900,51
Angola	16	–	–	13	–	–
Congo	8	8	0,00	7	6	-4,62
Nigeria	1.197.734	1.088.846	-9,09	10.805.907	5.372.402	-50,28
Sierra Leone	–	5.375	–	–	5.153	–
Cote D'Ivoire	24	134	458,68	20	75	274,42
Senegal	893	34.131	3.722,11	382	15.161	3.872,90
Mali	216	–	–	300	–	–
Gambia	–	1.187	–	–	1.816	–
Seychelles	12.665	10.960	-13,46	8.386	10.778	28,52
Uganda	1	–	–	2	–	–
South Africa	–	3.780	–	–	3.375	–
Democratic Rep. of the Congo	840	3.226	284,00	1.041	6.568	530,89
Australia	261.843	272.173	3,95	308.483	302.655	-1,89
New Zealand	33.098	4.682	-85,86	296.975	6.126	-97,94
Micronesia, Fed. States of	19.494	6.509	-66,61	7.678	9.084	18,31
Guam	–	77	–	–	149	–
Palau	–	12.412	–	–	11.780	–
New Caledonia	1.106	1.338	20,95	1.479	2.366	59,97
Northern Mariana Islands	4.827	9.517	97,17	7.900	11.740	48,62
Vanuatu	11.030	10.235	-7,21	14.793	14.283	-3,45
American Samoa	179.997	313.726	74,30	102.674	181.244	76,52
Fiji	2.586	1.881	-27,26	2.003	2.907	45,17
Kiribati	1.551	712	-54,06	2.668	1.014	-62,01
Marshall Islands	3.783	841	-77,77	2.592	2.519	-2,80
Samoa	8.842	31.296	253,95	18.267	39.526	116,39
Solomon Islands	87.084	1.634	-98,12	43.109	9.909	-77,01
Tonga	21.864	29.184	33,48	31.443	41.197	31,02
Christmas Islands	22	116	427,27	67	77	14,63
East Timor	1.668.889	3.951.750	136,79	1.154.006	2.712.335	135,04
United States	112.360	189.828	68,95	90.676	184.304	103,26
Canada	33.752	44.969	33,23	47.036	39.266	-16,52
Suriname	48.355	–	–	48.952	–	–
Chile	5.564	–	–	8.700	–	–
Peru	2.520	–	–	1.950	–	–
Trinidad and Tobago	3.954	18.745	374,08	3.437	42.187	1.127,62
United Kingdom	110.959	73.659	-33,62	195.790	120.314	-38,55
Netherlands	266.518	83.036	-68,84	141.716	51.894	-63,38
France	14	–	–	19	–	–
Belgium	69	3.600	5.147,81	93	3.474	3.618,69
Switzerland	–	11	–	–	33	–
Sweden	1.126	–	–	2.263	–	–
Spain	82.000	–	–	40.490	–	–
Uzbekistan	12.096	–	–	13.300	–	–
Czech Republic	1.050	–	–	2.100	–	–
Russia Federation	–	67.001	–	–	39.693	–

https://www.bps.go.id

Komoditas/Negara Tujuan	Berat Bersih (kg)		Perub	Nilai FOB (US$)		Perub
	Jan–Jun 2023	Jan–Jun 2024	%	Jan–Jun 2023	Jan–Jun 2024	%
(1)	(2)	(3)	(4)	(5)	(6)	(7)
Air Minum dan Air Mineral	**48.014.658**	**57.520.160**	**19,80**	**6.331.062**	**9.793.563**	**54,69**
Japan	17	26	52,14	143	2.526	1.670,00
Hong Kong	56.216	27.135	-51,73	14.454	6.026	-58,31
China	5.020	13.270	164,34	517	925	78,74
Papua New Guinea	4.494	12.230	172,13	2.152	6.337	194,46
Thailand	70	–	–	3	–	–
Singapore	3.736.721	3.278.640	-12,26	810.584	722.920	-10,81
Philippines	21.356.716	27.984.551	31,03	2.329.442	5.417.029	132,55
Malaysia	680.085	1.749.545	157,25	117.273	225.349	92,16
Cambodia	–	9.829	–	–	12.655	–
Brunei Darussalam	477.347	395.856	-17,07	57.061	56.303	-1,33
Viet Nam	1.771	–	–	354	–	–
United Arab Emirates	–	7.147	–	–	13.413	–
South Africa	–	12.761	–	–	4.753	–
Australia	8.473	88.580	945,41	3.187	24.952	682,98
Micronesia, Fed. States of	2.606	164	-93,72	380	233	-38,83
Guam	–	371	–	–	716	–
Nauru	–	37.699	–	–	5.760	–
East Timor	21.679.720	23.880.185	10,15	2.994.306	3.288.873	9,84
United States	38	2	-95,79	15	5	-67,83
Canada	6	–	–	350	–	–
Chile	5.280	21.924	315,23	840	3.193	280,16
United Kingdom	–	83	–	–	1.552	–
France	8	103	1.187,50	1	10	931,03
Switzerland	70	–	–	1	–	–
Italy	–	60	–	–	33	–
Minuman Beralkohol	**6.197.466**	**6.225.860**	**0,46**	**5.634.825**	**7.573.685**	**34,41**
Japan	315.298	138.027	-56,22	178.899	279.268	56,10
Hong Kong	290	3.605	1.143,04	6.837	17.869	161,36
Korea, Republic of	278	30.132	10.738,91	6.141	101.488	1.552,59
Taiwan	249.390	466.831	87,19	147.137	366.676	149,21
China	222	4.366	1.862,94	4.511	45.371	905,69
Thailand	1.790.453	1.704.709	-4,79	1.716.364	2.750.241	60,24
Singapore	561.310	315.924	-43,72	534.513	380.780	-28,76
Philippines	43.557	21.794	-49,96	109.926	54.005	-50,87
Malaysia	2.309.186	2.562.858	10,99	1.860.579	2.107.889	13,29
Cambodia	370	31.587	8.443,58	1.400	93.889	6.606,09
Viet Nam	14.160	27.776	96,17	9.777	41.407	323,51
Maldives	–	256	–	–	4.636	–
United Arab Emirates	–	21.677	–	–	136.631	–
Qatar	–	113	–	–	2.823	–
Kenya	38.709	97.256	151,25	27.999	73.200	161,44
Djibouti	–	600	–	–	2.000	–
Australia	154.391	159.670	3,42	216.164	430.055	98,95
New Zealand	37.908	6.120	-83,86	35.412	30.391	-14,18
East Timor	69.845	230.065	229,39	64.099	172.394	168,95
United States	23	6	-74,25	42	2	-94,19
United Kingdom	37	1	-97,30	142	~0	-99,80
Netherlands	203.040	121.115	-40,35	432.409	247.919	-42,67
Germany, Fed. Rep. of	–	11.142	–	–	56.735	–
Austria	46	–	–	95	–	–
Spain	–	16.794	–	–	9.720	–
Russia Federation	408.954	253.435	-38,03	282.379	168.296	-40,40
Rokok dan Cerutu Lainnya	**48.086.204**	**111.540.436**	**131,96**	**442.579.397**	**505.310.955**	**14,17**
Japan	4.216.660	5.424.224	28,64	46.101.798	53.887.560	16,89
Hong Kong	2.445.526	1.990.855	-18,59	36.146.833	21.625.423	-40,17
Korea, Republic of	224.295	224.682	0,17	3.171.523	2.791.306	-11,99
Taiwan	724.124	1.043.158	44,06	5.831.956	9.015.885	54,59
China	546.503	695.533	27,27	9.315.450	12.038.625	29,23
Macau	32	–	–	1.100	–	–
Papua New Guinea	–	295	–	–	3.300	–
Thailand	1.348.517	1.283.951	-4,79	22.716.755	17.042.140	-24,98
Singapore	5.943.164	6.046.701	1,74	31.768.862	31.395.522	-1,18
Philippines	11.504.257	70.370.641	511,69	100.008.438	116.308.250	16,30
Malaysia	2.563.605	2.817.684	9,91	26.596.798	30.755.714	15,64
Myanmar	–	173.813	–	–	2.697.671	–
Cambodia	15.293.597	16.106.729	5,32	116.618.123	123.019.479	5,49
Lao People'S Dem. Rep.	22.611	4.966	-78,03	29.866	44.090	47,63
Nepal	1.417	5.852	313,01	24.604	72.233	193,58
Bhutan	–	570	–	–	4.690	–
Viet Nam	848.667	1.923.947	126,70	6.087.187	31.983.206	425,42
Maldives	37.328	41.060	10,00	293.970	380.033	29,28
India	608	18	-97,05	3.522	1.735	-50,76
Pakistan	2	~0	-82,25	16	3	-79,35
Bangladesh	3	–	–	17	–	–
Iraq	–	9.221	–	–	60.750	–

https://www.bps.go.id

Lanjutan Tabel 3.6

Komoditas/Negara Tujuan	Berat Bersih (kg)		Perub	Nilai FOB (US$)		Perub
	Jan–Jun 2023	Jan–Jun 2024	%	Jan–Jun 2023	Jan–Jun 2024	%
(1)	(2)	(3)	(4)	(5)	(6)	(7)
Iran (Islamic Republic of)	–	8.712	–	–	39.600	–
Lebanon	~0	9.500	2.499.900,00	1	57.000	5.699.900,00
Turkey	96.367	19.968	-79,28	643.266	139.670	-78,29
United Arab Emirates	105.369	24.850	-76,42	1.279.247	697.333	-45,49
Cyprus	303	1.256	313,81	13.120	28.796	119,48
Ghana	2	–	–	6	–	–
Nigeria	–	~0	–	–	2	–
Australia	1.191.080	2.033.118	70,70	16.743.528	25.848.124	54,38
New Zealand	187.235	281.713	50,46	1.774.149	3.081.751	73,70
Micronesia, Fed. States of	113	98	-13,05	1.120	1.328	18,53
East Timor	23.112	226.499	880,01	141.058	1.561.902	1.007,27
United States	141.605	218.579	54,36	2.138.528	3.324.050	55,44
Canada	–	~0	–	–	24	–
Honduras	–	3	–	–	160	–
Argentina	149	–	–	9.312	–	–
Brazil	17	19	8,33	60	75	25,00
Dominican Republic	–	3	–	–	160	–
United Kingdom	–	446	–	–	18.204	–
Netherlands	24.618	18.685	-24,10	1.009.500	643.340	-36,27
France	–	8.000	–	–	150.400	–
Germany, Fed. Rep. of	322.077	293.979	-8,72	9.377.679	11.119.383	18,57
Austria	27	–	–	1.020	–	–
Belgium	248.459	212.968	-14,28	4.202.646	5.021.642	19,49
Switzerland	38	15	-61,46	3.906	1.896	-51,45
Greece	~0	–	–	1	–	–
Hungary	2.244	3.008	34,04	79.071	107.107	35,46
Poland	5.918	3.170	-46,43	135.530	107.280	-20,84
Romania	750	305	-59,33	26.060	8.500	-67,38
Kyrgyzstan	2	–	–	18	–	–
Czech Republic	171	1.343	687,02	5.684	49.964	779,03
Russia Federation	15.634	10.300	-34,12	278.070	175.652	-36,83
Tembakau Olahan	**16.040.556**	**14.051.788**	**-12,40**	**119.688.124**	**142.814.640**	**19,32**
Japan	1.424	190.434	13.271,29	33.888	4.861.424	14.245,63
Hong Kong	–	140	–	–	7.791	–
Korea, Republic of	1.406.768	1.942.810	38,10	11.386.585	21.659.204	90,22
Taiwan	46.437	100.519	116,46	274.554	770.489	180,63
China	14.158	60	-99,58	167.265	25.645	-84,67
Mongolia	–	15	–	–	24	–
Macau	312	168	-46,15	6.060	3.500	-42,24
Papua New Guinea	596.531	472.033	-20,87	4.527.447	3.958.658	-12,56
Thailand	–	63	–	–	4.800	–
Singapore	4.964.824	4.628.720	-6,77	32.511.856	35.563.872	9,39
Philippines	209.686	142.499	-32,04	4.285.748	4.234.769	-1,19
Malaysia	369.934	518.931	40,28	5.992.910	9.325.177	55,60
Cambodia	29.464	120	-99,59	512.823	1.725	-99,66
Lao People'S Dem. Rep.	1.105	1.194	8,05	26.250	11.400	-56,57
Nepal	–	530	–	–	15.518	–
Bhutan	–	270	–	–	7.619	–
Viet Nam	2.097.786	1.229.375	-41,40	4.492.439	2.814.004	-37,36
Maldives	–	4.854	–	–	136.164	–
India	575.038	434.791	-24,39	4.013.441	3.872.592	-3,51
Pakistan	14.400	12.444	-13,58	119.952	209.648	74,78
Bangladesh	59.440	39.857	-32,95	362.932	136.376	-62,42
Sri Lanka	84.241	55.271	-34,39	2.047.992	1.229.167	-39,98
Iraq	–	5	–	–	8	–
Jordan	–	191.585	–	–	483.863	–
Lebanon	–	15.195	–	–	275.980	–
Oman	–	7.835	–	–	142.500	–
Turkey	18.000	54.709	203,94	46.980	833.948	1.675,11
United Arab Emirates	87.321	219.401	151,26	2.100.467	3.827.874	82,24
Cyprus	–	945	–	–	20.100	–
Egypt	17.820	32.640	83,16	6.593	34.272	419,79
Algeria	–	20.000	–	–	110.000	–
Kenya	–	5	–	–	5	–
Togo	–	5	–	–	5	–
Nigeria	–	19.200	–	–	157.824	–
Cote D'Ivoire	–	5	–	–	5	–
Senegal	–	5	–	–	5	–
South Africa	5.519	–	–	44.902	–	–
Rwanda	–	5	–	–	5	–
Australia	439.840	371.968	-15,43	8.699.405	7.747.872	-10,94
New Zealand	71.646	75.921	5,97	1.338.123	1.585.084	18,46
Micronesia, Fed. States of	169	147	-13,00	2.881	1.991	-30,90
Fiji	140.474	130.870	-6,84	1.703.177	1.843.405	8,23
Samoa	73.795	68.840	-6,71	515.662	496.080	-3,80
Solomon Islands	85.438	164.085	92,05	576.035	1.211.239	110,27
United States	1.255.052	842.424	-32,88	3.915.244	4.197.039	7,20

https://www.bps.go.id

Lanjutan Tabel 3.6

Komoditas/Negara Tujuan	Berat Bersih (kg)		Perub	Nilai FOB (US$)		Perub
	Jan–Jun 2023	Jan–Jun 2024	%	Jan–Jun 2023	Jan–Jun 2024	%
(1)	(2)	(3)	(4)	(5)	(6)	(7)
Canada	3	6	79,85	94	261	177,93
Honduras	–	7.226	–	–	318.310	–
Nicaragua	110.898	–	–	923.122	–	–
Panama	–	10	–	–	19	–
Chile	–	79.200	–	–	602.712	–
Brazil	2	3	61,11	9	24	155,06
Colombia	–	25	–	–	43	–
Bolivia	–	5	–	–	25	–
Paraguay	–	11.990	–	–	108.608	–
Belize	–	20	–	–	33	–
Dominican Republic	1.758.545	358.969	-79,59	6.430.321	1.756.692	-72,68
United Kingdom	6.300	5.505	-12,62	60.228	52.117	-13,47
Netherlands	152.621	228.164	49,50	1.817.599	1.592.910	-12,36
France	72.360	–	–	13.748	–	–
Germany, Fed. Rep. of	379.339	112.567	-70,33	8.486.839	8.480.149	-0,08
Belgium	516.592	779.269	50,85	9.954.199	14.415.889	44,82
Switzerland	29	92	210,87	1.207	8.256	584,17
Sweden	250	–	–	4.800	–	–
Italy	52.130	119.601	129,43	342.393	574.196	67,70
Greece	79.200	59.400	-25,00	267.300	462.132	72,89
Hungary	–	19.934	–	–	65.253	–
Poland	47.847	16.999	-64,47	635.308	255.568	-59,77
Romania	1.000	60.757	5.974,76	16.896	474.905	2.710,75
Bulgaria	128.721	2.016	-98,43	423.361	33.433	-92,10
Albania	2.055	–	–	50.075	–	–
Armenia	1.660	787	-52,56	44.952	15.563	-65,38
Azerbaijan	–	5	–	–	30	–
Kazakhstan	–	90	–	–	5.546	–
Kyrgyzstan	–	2.105	–	–	38.003	–
Uzbekistan	–	57.600	–	–	441.264	–
Estonia	–	10.704	–	–	221.241	–
Georgia	–	10	–	–	11	–
Croatia	57.600	38.400	-33,33	369.940	292.224	-21,01
Czech Republic	326	5.860	1.699,75	8.010	64.800	708,99
Rep. of Macedonia	–	4.202	–	–	100.002	–
Russia Federation	6.456	79.374	1.129,39	126.111	615.751	388,26
Rokok Kretek	**5.659.632**	**17.489.789**	**209,03**	**91.954.459**	**228.071.443**	**148,03**
Japan	35.396	34.080	-3,72	1.431.712	1.385.168	-3,25
Hong Kong	–	9	–	–	32	–
Korea, Republic of	4.733	5.734	21,16	68.572	86.068	25,51
Taiwan	3.553	5.116	44,00	130.142	187.376	43,98
Thailand	756.105	931.617	23,21	7.235.475	8.971.300	23,99
Singapore	919.738	2.325.205	152,81	10.403.564	26.555.477	155,25
Philippines	1.042.233	10.182.683	877,01	9.972.302	115.716.508	1.060,38
Malaysia	735.418	854.161	16,15	7.947.382	9.784.396	23,11
Cambodia	–	1.008	–	–	10.000	–
Viet Nam	1.451.495	1.774.816	22,28	40.374.929	43.852.900	8,61
India	161.543	491.494	204,25	1.344.575	4.010.447	198,27
Turkey	6.794	9.573	40,91	97.485	143.170	46,86
United Arab Emirates	19.611	6.300	-67,87	206.918	66.200	-68,01
Cyprus	1.400	–	–	20.250	–	–
Nigeria	–	1	–	–	2	–
South Africa	153	140	-8,50	2.205	1.850	-16,10
East Timor	121.616	405.006	233,02	1.224.821	3.982.573	225,16
Canada	–	17	–	–	177	–
Suriname	100	838	737,50	7.950	18.210	129,06
Brazil	254.458	246.586	-3,09	4.668.276	4.636.195	-0,69
Paraguay	143.808	179.760	25,00	6.795.516	8.452.057	24,38
Aruba	–	33.075	–	–	170.100	–
Germany, Fed. Rep. of	1.260	2.260	79,36	18.450	35.722	93,61
Switzerland	220	310	41,05	3.935	5.506	39,92
Russia Federation	–	~0	–	–	7	–
Benang Pintal	**252.481.382**	**220.443.520**	**-12,69**	**608.553.486**	**516.105.708**	**-15,19**
Japan	16.672.235	13.998.289	-16,04	53.908.556	43.088.242	-20,07
Hong Kong	152.236	217.751	43,04	739.092	1.104.237	49,40
Korea, Republic of	22.164.169	13.593.893	-38,67	50.274.190	27.937.338	-44,43
Taiwan	1.740.475	2.073.377	19,13	4.212.994	4.107.477	-2,50
China	23.847.041	17.692.533	-25,81	70.216.849	50.653.881	-27,86
Papua New Guinea	1	5	900,00	5	410	8.925,06
Thailand	4.913.430	4.638.228	-5,60	14.565.509	14.516.919	-0,33
Singapore	61.625	25.521	-58,59	160.939	219.014	36,09
Philippines	3.847.787	3.156.357	-17,97	10.044.973	8.158.609	-18,78
Malaysia	2.467.077	2.746.168	11,31	6.005.079	6.702.569	11,62
Myanmar	428.253	392.998	-8,23	1.321.528	1.088.712	-17,62
Cambodia	5.174	21.780	320,91	27.304	79.260	190,28
Brunei Darussalam	204	36	-82,35	1.943	91	-95,31

https://www.bps.go.id

Lanjutan Tabel 3.6

Komoditas/Negara Tujuan	Berat Bersih (kg)		Perub	Nilai FOB (US$)		Perub
	Jan–Jun 2023	Jan–Jun 2024	%	Jan–Jun 2023	Jan–Jun 2024	%
(1)	(2)	(3)	(4)	(5)	(6)	(7)
Viet Nam	6.157.490	6.721.946	9,17	21.179.680	22.595.654	6,69
India	20.130.950	17.593.566	-12,60	34.535.856	29.300.980	-15,16
Pakistan	1.680.266	3.816.497	127,14	4.019.246	6.938.741	72,64
Bangladesh	15.314.703	23.730.027	54,95	44.226.584	63.385.124	43,32
Sri Lanka	582.132	654.413	12,42	2.306.140	2.128.555	-7,70
Iran (Islamic Republic of)	50.864	33.925	-33,30	72.102	55.013	-23,70
Saudi Arabia	100.456	130.585	29,99	97.285	302.567	211,01
Israel	209.440	20.944	-90,00	668.799	72.816	-89,11
Jordan	1.038.643	920.981	-11,33	2.229.963	2.179.460	-2,26
Lebanon	–	673	–	–	387	–
Yemen	638.912	535.582	-16,17	3.525.031	2.779.046	-21,16
Oman	225.200	202.584	-10,04	1.206.912	1.074.697	-10,95
Turkey	16.919.610	11.596.302	-31,46	36.206.401	23.996.442	-33,72
United Arab Emirates	160.802	62.285	-61,27	335.104	378.906	13,07
Egypt	19.227.106	12.681.406	-34,04	43.351.554	26.131.099	-39,72
Libyan Arab Jamahiriya	22.424	–	–	53.818	–	–
Morocco	4.130.699	4.311.173	4,37	8.812.825	8.129.303	-7,76
Tunisia	818.245	757.255	-7,45	1.690.609	1.543.526	-8,70
Algeria	9	12.515	134.319,98	20	45.451	227.498,70
Ethiopia	375.165	399.687	6,54	1.126.402	1.032.694	-8,32
Tanzania, United Rep. of	51.858	35.210	-32,10	56.513	38.486	-31,90
Madagascar	–	160	–	–	192	–
Kenya	1.309.348	1.530.574	16,90	4.039.418	4.082.451	1,07
Togo	350	–	–	67	–	–
Congo	300	–	–	65	–	–
Cameroon	–	64	–	–	496	–
Nigeria	83	–	–	5.568	–	–
Djibouti	120	–	–	2.402	–	–
Swaziland	43.015	4.878	-88,66	97.580	10.155	-89,59
South Africa	1.430.800	1.082.608	-24,34	3.603.773	2.504.979	-30,49
Mauritius	312.969	96.903	-69,04	1.062.465	309.827	-70,84
Australia	280.096	418.435	49,39	788.675	1.022.880	29,70
New Zealand	52.569	35.883	-31,74	119.684	85.853	-28,27
Fiji	2.967	7.330	147,07	20.394	43.981	115,65
East Timor	31.868	42.144	32,24	38.540	28.322	-26,51
United States	11.064.277	11.497.745	3,92	23.116.990	24.652.537	6,64
Canada	2.238.708	2.750.404	22,86	4.137.724	4.677.991	13,06
Mexico	5.630.268	5.596.007	-0,61	12.146.407	10.621.970	-12,55
Guatemala	1.126.435	429.563	-61,87	3.347.918	1.216.618	-63,66
Honduras	630.064	46.006	-92,70	2.074.624	92.408	-95,55
Chile	396.050	595.579	50,38	985.347	1.394.325	41,51
Venezuela	275.619	614.756	123,05	647.060	1.340.903	107,23
Argentina	3.078.991	1.043.749	-66,10	6.726.761	2.388.296	-64,50
Brazil	19.438.802	14.126.942	-27,33	37.185.429	28.153.420	-24,29
Colombia	2.116.815	2.119.932	0,15	4.137.185	5.066.900	22,47
Uruguay	889.864	6.036	-99,32	1.978.598	17.513	-99,11
Paraguay	73.250	1.129.281	1.441,68	156.022	2.267.213	1.353,13
Ecuador	178.336	850.375	376,84	360.649	1.956.466	442,48
Peru	2.389.632	2.546.957	6,58	5.731.643	6.952.892	21,31
Trinidad and Tobago	30.167	8.279	-72,56	69.875	12.833	-81,63
Dominican Republic	2.896.862	2.154.416	-25,63	8.956.483	5.695.072	-36,41
El Salvador	606.735	1.033.322	70,31	2.256.697	3.683.032	63,20
Costa Rica	24.132	–	–	51.066	–	–
United Kingdom	1.091.771	1.056.913	-3,19	2.291.910	2.133.047	-6,93
Netherlands	705.325	585.654	-16,97	1.820.719	1.479.062	-18,76
France	523.749	84.725	-83,82	948.447	147.449	-84,45
Germany, Fed. Rep. of	4.770.221	4.147.845	-13,05	11.495.283	9.639.029	-16,15
Belgium	3.035.289	3.585.891	18,14	6.674.155	7.184.868	7,65
Switzerland	5	54	917,55	6	394	6.474,37
Denmark	149.755	292.319	95,20	286.513	601.194	109,83
Norway	8.840	8.021	-9,26	15.911	19.250	20,99
Sweden	8.054	8.764	8,82	20.211	25.505	26,20
Finland	1.746.356	–	–	1.395.032	–	–
Italy	8.017.861	6.582.167	-17,91	16.890.025	14.496.256	-14,17
Spain	3.059.469	2.980.371	-2,59	6.334.376	5.804.592	-8,36
Portugal	2.964.590	3.272.072	10,37	7.727.089	8.101.751	4,85
Greece	388.235	230.048	-40,75	758.413	403.728	-46,77
Hungary	17.339	35.702	105,91	17.674	36.749	107,93
Poland	1.295.084	1.310.839	1,22	2.780.366	2.487.139	-10,55
Romania	886.616	692.884	-21,85	1.773.301	1.366.926	-22,92
Bulgaria	249.051	249.462	0,16	351.631	398.770	13,41
Ukraine	–	21.025	–	–	25.884	–
Uzbekistan	95.768	24.013	-74,93	213.250	49.845	-76,63
Lithuania	232.056	174.890	-24,63	178.930	123.732	-30,85
Latvia	91.721	41.628	-54,61	208.822	72.907	-65,09
Estonia	140.737	91.778	-34,79	225.481	133.712	-40,70
Georgia	–	42.044	–	–	36.999	–
Croatia	12.748	2	-99,98	14.033	319	-97,73

https://www.bps.go.id

Komoditas/Negara Tujuan	Berat Bersih (kg)		Perub	Nilai FOB (US$)		Perub
	Jan–Jun 2023	Jan–Jun 2024	%	Jan–Jun 2023	Jan–Jun 2024	%
(1)	(2)	(3)	(4)	(5)	(6)	(7)
Slovakia	49.268	–	–	98.243	–	–
Slovenia	1.395.044	523.105	-62,50	4.172.412	1.320.406	-68,35
Czech Republic	2	33	2.120,00	2	46	2.198,00
Rep. of Macedonia	17.483	–	–	18.387	–	–
Russia Federation	844.775	1.858.450	119,99	817.950	1.970.916	140,96
Serat Stapel Buatan	**313.713.239**	**372.641.855**	**18,78**	**450.636.938**	**517.797.064**	**14,90**
Japan	8.273.449	8.273.809	0,00	14.962.554	13.661.398	-8,70
Hong Kong	218	362	66,04	1.036	3.029	192,40
Korea, Republic of	1.023.894	307.918	-69,93	1.652.653	444.665	-73,09
Taiwan	7.230.272	4.892.364	-32,33	12.075.398	7.760.952	-35,73
China	21.418.324	31.644.249	47,74	39.397.078	55.126.612	39,93
Thailand	3.009.496	2.317.776	-22,98	4.664.478	3.319.806	-28,83
Singapore	21.745	53.662	146,77	25.365	93.412	268,28
Philippines	114.142	114.919	0,68	94.101	95.634	1,63
Malaysia	7.359.442	8.164.098	10,93	10.614.428	11.302.000	6,48
Cambodia	60.225	19.523	-67,58	25.238	8.812	-65,09
Viet Nam	24.691.201	12.287.799	-50,23	27.085.205	15.952.673	-41,10
Maldives	–	1	–	–	25	–
India	16.331.176	12.167.165	-25,50	22.369.459	14.807.348	-33,81
Pakistan	64.064.061	80.106.263	25,04	95.634.779	101.493.471	6,13
Bangladesh	59.695.601	60.674.388	1,64	85.121.102	76.033.786	-10,68
Saudi Arabia	108.537	46.403	-57,25	123.723	50.324	-59,32
Israel	3.147.302	3.869.460	22,95	5.319.497	6.076.562	14,23
Kuwait	–	21.550	–	–	23.558	–
Jordan	87.983	–	–	79.713	–	–
Lebanon	65.434	151.354	131,31	74.200	127.235	71,48
Yemen	91.941	–	–	86.425	–	–
Oman	43.475	21.554	-50,42	50.698	21.961	-56,68
Turkey	26.112.468	66.728.182	155,54	39.899.533	104.657.150	162,30
United Arab Emirates	5.034.262	4.897.639	-2,71	7.507.514	6.708.569	-10,64
Qatar	3	–	–	12	–	–
Bahrain	11.234	24.768	120,47	11.332	24.025	112,00
Egypt	741.884	48.775	-93,43	932.426	91.074	-90,23
Morocco	1.140.277	173.131	-84,82	1.527.609	159.490	-89,56
Tanzania, United Rep. of	24.866	11.989	-51,79	25.364	11.567	-54,40
Kenya	369.273	260.650	-29,42	417.127	270.791	-35,08
Mozambique	–	51.000	–	–	50.579	–
Togo	21.720	21.621	-0,46	25.483	23.853	-6,40
Ghana	43.370	64.971	49,81	52.529	75.254	43,26
Nigeria	9.750	–	–	17.327	–	–
Cote D'Ivoire	–	87.115	–	–	97.236	–
South Africa	10.000	18.847	88,47	22.120	30.681	38,70
Mauritius	49.394	172.185	248,60	93.249	219.973	135,90
Australia	2.019.828	2.228.369	10,32	2.317.552	2.261.030	-2,44
New Zealand	149.348	438.588	193,67	188.968	424.919	124,86
East Timor	–	1.427	–	–	1.131	–
United States	22.845.545	24.173.922	5,81	33.215.087	36.469.084	9,80
Canada	67.057	998.440	1.388,95	71.157	867.059	1.118,51
Mexico	1.410.992	3.267.102	131,55	2.249.822	3.518.001	56,37
Guatemala	247.397	96.476	-61,00	235.791	171.638	-27,21
Chile	49.106	–	–	42.722	–	–
Venezuela	253.860	447.700	76,36	271.647	430.394	58,44
Argentina	288.585	1.148.471	297,97	463.711	1.204.389	159,73
Brazil	6.450.968	8.424.479	30,59	9.533.068	13.161.118	38,06
Colombia	664.660	814.075	22,48	713.834	929.748	30,25
Bolivia	24.217	23.914	-1,25	21.553	20.566	-4,58
Paraguay	44.093	21.649	-50,90	48.943	23.598	-51,79
Ecuador	387.194	20.719	-94,65	418.919	22.376	-94,66
Peru	450.730	901.169	99,94	428.195	825.069	92,69
Jamaica	30.403	20.069	-33,99	32.560	21.675	-33,43
Dominican Republic	47.781	115.001	140,69	56.929	128.551	125,81
El Salvador	1.040.246	888.779	-14,56	1.487.767	1.067.314	-28,26
Costa Rica	393.083	1.713.446	335,90	409.226	1.681.096	310,80
United Kingdom	8.227.112	11.096.276	34,87	7.564.430	9.730.295	28,63
Netherlands	1.753.673	797.125	-54,55	2.732.154	1.161.007	-57,51
France	189.219	111.448	-41,10	291.565	171.430	-41,20
Germany, Fed. Rep. of	4.067.463	4.578.944	12,57	4.555.137	5.597.527	22,88
Belgium	2.046.462	2.203.663	7,68	2.450.475	2.652.348	8,24
Ireland	–	24.031	–	–	19.705	–
Italy	965.689	1.204.424	24,72	1.180.457	1.387.754	17,56
Spain	3.447.934	3.330.194	-3,41	3.799.999	4.278.952	12,60
Portugal	503.819	71.506	-85,81	413.619	63.399	-84,67
Greece	1.675.353	2.326.106	38,84	1.388.313	1.887.810	35,98
Poland	2.080.874	1.558.953	-25,08	2.252.258	1.567.255	-30,41
Bulgaria	906.345	406.331	-55,17	805.282	364.418	-54,75
Estonia	97.655	556.879	470,25	172.808	917.755	431,08
Czech Republic	130	90	-30,77	13.276	10.483	-21,04

https://www.bps.go.id

Lanjutan Tabel 3.6

Komoditas/Negara Tujuan	Berat Bersih (kg)		Perub	Nilai FOB (US$)		Perub
	Jan–Jun 2023	Jan–Jun 2024	%	Jan–Jun 2023	Jan–Jun 2024	%
(1)	(2)	(3)	(4)	(5)	(6)	(7)
Russia Federation	480.000	936.602	95,13	820.960	5.934.667	622,89
Kain Tenunan	**54.189.106**	**51.274.209**	**-5,38**	**361.007.197**	**322.629.553**	**-10,63**
Japan	12.829.636	11.703.546	-8,78	68.083.001	58.429.476	-14,18
Hong Kong	145.393	79.278	-45,47	601.620	1.096.386	82,24
Korea, Republic of	1.879.044	1.123.583	-40,20	6.498.674	3.939.919	-39,37
Taiwan	543.652	704.899	29,66	2.266.876	2.162.301	-4,61
China	769.682	1.321.198	71,66	6.403.832	8.808.801	37,56
Macau	2	1	-72,27	29	8	-73,87
Papua New Guinea	39.763	13.336	-66,46	266.198	86.441	-67,53
Thailand	1.854.938	1.958.426	5,58	8.613.178	7.242.347	-15,92
Singapore	456.731	414.701	-9,20	2.746.287	2.353.818	-14,29
Philippines	1.390.055	1.344.608	-3,27	9.608.379	7.995.684	-16,78
Malaysia	6.126.566	6.493.228	5,98	20.689.146	19.847.578	-4,07
Myanmar	495.804	369.839	-25,41	5.021.061	3.836.937	-23,58
Cambodia	93.775	122.912	31,07	1.111.397	1.141.539	2,71
Brunei Darussalam	89.380	33.183	-62,87	615.882	282.205	-54,18
Lao People'S Dem. Rep.	75.046	169.207	125,47	664.871	1.495.712	124,96
Nepal	8.572	1.935	-77,43	69.523	12.798	-81,59
Viet Nam	1.286.030	1.091.936	-15,09	12.871.080	11.848.831	-7,94
Maldives	23.850	12.405	-47,99	179.983	97.591	-45,78
India	1.374.434	1.794.151	30,54	13.449.820	16.165.381	20,19
Pakistan	160.782	86.710	-46,07	512.591	256.878	-49,89
Bangladesh	465.993	501.783	7,68	4.514.550	3.286.688	-27,20
Sri Lanka	295.252	275.145	-6,81	2.020.086	1.273.427	-36,96
Iraq	205.899	241.611	17,34	1.655.726	1.561.587	-5,69
Iran (Islamic Republic of)	201.357	155.965	-22,54	2.020.324	1.443.552	-28,55
Saudi Arabia	5.151.852	3.723.851	-27,72	38.151.166	26.325.455	-31,00
Israel	12.348	8.960	-27,44	107.239	69.489	-35,20
Kuwait	317.152	283.260	-10,69	2.721.416	2.622.957	-3,62
Jordan	68.920	115.820	68,05	480.966	1.251.505	160,21
Lebanon	176.397	188.488	6,85	1.093.007	1.303.130	19,22
Palestina	–	8	–	–	5	–
Yemen	112.113	89.286	-20,36	790.123	613.326	-22,38
Oman	144.304	130.686	-9,44	1.489.633	1.085.665	-27,12
Syria Arab Republic	3.140	10.404	231,35	78.896	82.595	4,69
Turkey	646.800	837.848	29,54	4.046.798	4.069.316	0,56
United Arab Emirates	7.850.257	7.509.289	-4,34	69.530.899	66.610.351	-4,20
Qatar	421.330	169.439	-59,78	4.472.007	1.776.443	-60,28
Bahrain	14.698	7.396	-49,68	129.003	61.676	-52,19
Cyprus	1	1.227	175.185,71	5	12.839	256.689,60
Egypt	221.836	80.508	-63,71	1.537.126	508.814	-66,90
Libyan Arab Jamahiriya	21.456	7.439	-65,33	166.980	58.840	-64,76
Morocco	123.574	27.510	-77,74	489.682	251.861	-48,57
Tunisia	646	9.520	1.374,29	11.108	91.056	719,76
Sudan	68.777	42.889	-37,64	563.343	383.652	-31,90
Namibia	13.768	4	-99,97	135.402	10	-99,99
Tanzania, United Rep. of	718.379	822.486	14,49	4.795.374	5.640.221	17,62
Madagascar	92.019	88.489	-3,84	764.108	767.858	0,49
Somalia	569.591	362.599	-36,34	4.385.851	2.969.309	-32,30
Kenya	619.506	700.226	13,03	5.038.632	5.494.521	9,05
Reunion	985	1.203	22,08	4.008	4.577	14,22
Mozambique	6.678	–	–	45.823	–	–
Togo	43.238	96.852	124,00	263.625	550.355	108,76
Ghana	61.924	11.437	-81,53	333.107	60.116	-81,95
Congo	6	–	–	59	–	–
Nigeria	1.635	970	-40,64	15.984	10.015	-37,34
Cote D'Ivoire	–	4	–	–	207	–
Senegal	68	–	–	412	–	–
Seychelles	1.779	892	-49,88	24.660	10.090	-59,08
Djibouti	62.944	6.507	-89,66	235.202	43.599	-81,46
Swaziland	1	40.510	4.050.856,00	23	279.707	1.210.753,03
South Africa	130.515	55.120	-57,77	1.073.700	413.065	-61,53
Zimbabwe	25.529	27.226	6,65	123.266	120.888	-1,93
Mauritius	2.841	10.819	280,80	19.321	83.429	331,80
Australia	445.377	578.536	29,90	3.059.466	3.945.714	28,97
New Zealand	81.723	72.251	-11,59	525.203	463.787	-11,69
Micronesia, Fed. States of	–	8.575	–	–	110.425	–
Guam	20	–	–	83	–	–
New Caledonia	–	67	–	–	631	–
Vanuatu	64	–	–	2.427	–	–
Wallis and Futuna Islands	4	–	–	23	–	–
American Samoa	42	–	–	9	–	–
Fiji	93.297	68.835	-26,22	1.230.115	690.522	-43,87
Samoa	–	~0	–	–	~0	–
East Timor	19.000	33.030	73,84	37.544	56.761	51,19
United States	2.197.735	1.974.037	-10,18	18.993.837	16.138.625	-15,03
Canada	209.494	126.554	-39,59	1.692.275	1.022.925	-39,55

https://www.bps.go.id

Komoditas/Negara Tujuan	Berat Bersih (kg)		Perub	Nilai FOB (US$)		Perub
	Jan–Jun 2023	Jan–Jun 2024	%	Jan–Jun 2023	Jan–Jun 2024	%
(1)	(2)	(3)	(4)	(5)	(6)	(7)
Mexico	398.492	335.779	-15,74	3.842.655	3.766.017	-1,99
Guatemala	1.375	8	-99,45	1.198	63	-94,78
Nicaragua	2	5	150,00	47	76	63,94
Panama	23.038	25.298	9,81	153.349	164.487	7,26
Suriname	185	66.378	35.780,00	31.552	119.177	277,72
Chile	7.238	31.796	339,30	50.655	95.841	89,20
Argentina	6.541	30	-99,54	47.837	1.030	-97,85
Brazil	218.461	296.602	35,77	1.711.231	1.771.916	3,55
Colombia	35.748	66.352	85,61	229.676	421.699	83,61
Ecuador	509	535	5,23	5.489	6.373	16,10
Peru	46.423	33.821	-27,15	356.227	171.718	-51,80
Bahamas	798	86	-89,19	11.685	1.005	-91,40
Puerto Rico	–	2	–	–	51	–
Dominican Republic	30.830	–	–	254.357	–	–
El Salvador	10.843	–	–	45.581	–	–
Costa Rica	7.426	15.394	107,29	42.383	67.084	58,28
Antigua and Barbuda	–	14	–	–	53	–
Bermuda	–	1	–	–	5	–
French Polynesia	1.241	7.260	484,98	19.190	99.651	419,28
Martinique	–	1	–	–	7	–
Guadeloupe	2	–	–	84	–	–
Saint Kitts and Nevis	77	–	–	3.016	–	–
United Kingdom	262.006	113.234	-56,78	1.940.735	675.099	-65,21
Netherlands	545.399	978.575	79,42	3.533.782	6.357.235	79,90
France	5.212	30.680	488,60	47.506	319.924	573,45
Germany, Fed. Rep. of	246.624	208.006	-15,66	1.904.565	1.508.413	-20,80
Belgium	9.641	78.094	710,06	28.230	790.401	2.699,83
Switzerland	1	47	4.873,79	1	605	60.400,00
Luxembourg	–	797	–	–	7.038	–
Denmark	920	2.056	123,64	23.769	32.507	36,76
Norway	834	–	–	2.836	–	–
Sweden	692	552	-20,23	10.443	12.666	21,29
Finland	8.472	–	–	91.347	–	–
Ireland	574	–	–	20.318	–	–
Italy	133.780	130.521	-2,44	1.675.222	1.242.707	-25,82
Spain	248.276	249.420	0,46	2.228.609	1.998.859	-10,31
Portugal	22.788	9.196	-59,64	225.886	95.948	-57,52
Greece	123.891	93.008	-24,93	1.062.648	744.258	-29,96
Hungary	35.279	19.741	-44,04	561.850	279.258	-50,30
Poland	38.694	13.892	-64,10	318.223	105.368	-66,89
Romania	4.937	14.156	186,74	70.677	115.304	63,14
Bulgaria	4.556	6.686	46,74	25.942	43.247	66,71
Turkmenistan	6.646	–	–	55.113	–	–
Uzbekistan	~0	–	–	7	–	–
Lithuania	108	–	–	2.679	–	–
Estonia	1.123	–	–	13.331	–	–
Croatia	26.816	808	-96,99	125.903	6.844	-94,56
Malta	29	856	2.822,47	149	4.703	3.049,32
Slovakia	1	–	–	2	–	–
Slovenia	63.340	66.771	5,42	735.761	579.732	-21,21
Czech Republic	63	3.517	5.482,83	135	15.891	11.644,82
Russia Federation	43.777	29.591	-32,41	352.266	285.074	-19,07
Barang Tekstil Lainnya	**52.888.508**	**50.684.226**	**-4,17**	**246.730.009**	**226.634.630**	**-8,14**
Japan	14.359.415	13.730.446	-4,38	65.943.416	53.983.967	-18,14
Hong Kong	72.877	60.705	-16,70	651.394	564.188	-13,39
Korea, Republic of	2.424.991	3.062.296	26,28	15.455.126	17.715.792	14,63
Taiwan	781.863	908.055	16,14	2.941.494	3.316.599	12,75
China	918.612	994.525	8,26	5.018.703	6.403.423	27,59
Mongolia	930	4.544	388,85	10.293	9.160	-11,01
Macau	–	2.592	–	–	36.519	–
Papua New Guinea	9.125	87.876	863,06	81.589	829.343	916,49
Thailand	3.362.679	1.879.530	-44,11	13.210.080	7.278.051	-44,91
Singapore	1.107.559	1.936.422	74,84	9.369.089	8.463.052	-9,67
Philippines	1.076.262	1.016.108	-5,59	3.518.532	3.474.733	-1,24
Malaysia	2.506.430	2.419.222	-3,48	8.219.384	6.857.060	-16,57
Myanmar	69.781	36.480	-47,72	637.367	351.278	-44,89
Cambodia	71.526	59.859	-16,31	322.498	207.444	-35,68
Brunei Darussalam	87.493	29.456	-66,33	221.870	112.054	-49,50
Lao People'S Dem. Rep.	949	161	-83,04	35.283	2.790	-92,09
Viet Nam	2.555.966	1.894.623	-25,87	11.561.521	10.742.274	-7,09
Maldives	5.795	14.720	154,03	223.763	154.041	-31,16
India	3.179.284	2.632.667	-17,19	17.623.894	11.695.933	-33,64
Pakistan	69.964	4.426	-93,67	246.717	27.753	-88,75
Bangladesh	359.784	283.260	-21,27	864.474	549.546	-36,43
Sri Lanka	206.709	332.376	60,79	967.611	2.224.092	129,85
Iraq	82.528	150.108	81,89	251.820	447.723	77,79
Iran (Islamic Republic of)	895	79.414	8.773,05	9.178	440.814	4.703,04

https://www.bps.go.id

Lanjutan Tabel 3.6

Komoditas/Negara Tujuan	Berat Bersih (kg)		Perub	Nilai FOB (US$)		Perub
	Jan–Jun 2023	Jan–Jun 2024	%	Jan–Jun 2023	Jan–Jun 2024	%
(1)	(2)	(3)	(4)	(5)	(6)	(7)
Saudi Arabia	375.268	493.365	31,47	1.495.978	969.407	-35,20
Israel	5.130	9.563	86,40	36.406	90.282	147,99
Kuwait	11.593	14.137	21,94	95.394	114.061	19,57
Jordan	43	4.768	10.879,39	5.512	93.264	1.591,95
Lebanon	3	3.773	125.662,40	78	17.472	22.305,50
Yemen	100	–	–	49	–	–
Oman	12.392	16.457	32,80	98.685	96.305	-2,41
Syria Arab Republic	9.420	–	–	283.800	–	–
Turkey	112.775	467.164	314,25	1.366.184	2.311.090	69,16
United Arab Emirates	510.829	316.874	-37,97	2.876.559	1.718.986	-40,24
Qatar	269.986	73.067	-72,94	376.800	207.645	-44,89
Bahrain	83.029	28.094	-66,16	85.998	94.967	10,43
Cyprus	1.011	2.903	187,02	9.082	9.050	-0,35
Egypt	10.025	39.830	297,31	18.424	559.677	2.937,72
Libyan Arab Jamahiriya	–	349	–	–	18.909	–
Morocco	509.695	330.347	-35,19	2.674.884	2.172.200	-18,79
Tunisia	1.052	160	-84,83	82.097	2.953	-96,40
Algeria	~0	21	416.600,00	253	755	198,71
Sudan	~0	27	2.672.300,00	31	5	-84,03
Namibia	82	–	–	2.372	–	–
Ethiopia	~0	8	800.300,00	29	306	960,79
Tanzania, United Rep. of	16.616	37.865	127,89	35.954	99.951	178,00
Madagascar	269	13.148	4.792,15	2.602	145.656	5.498,69
Somalia	23.440	27.356	16,70	324.648	536.213	65,17
Kenya	211.288	227.301	7,58	635.631	593.138	-6,69
Reunion	3.018	4.507	49,34	41.304	40.740	-1,36
Mozambique	101	–	–	60	–	–
Togo	64.514	112.454	74,31	138.851	217.728	56,81
Ghana	–	117	–	–	11.403	–
Guinea	120	1.137	847,66	420	25.899	6.066,33
Angola	42.051	–	–	89.743	–	–
Congo	154	25	-83,72	750	70	-90,61
Cameroon	277.317	237.675	-14,29	652.105	519.501	-20,33
Nigeria	53.434	58.567	9,61	145.119	229.819	58,37
Sierra Leone	211	248	17,50	5.241	1.003	-80,87
Cote D'Ivoire	1.661	187.090	11.162,12	849	498.873	58.666,96
Senegal	114.027	24.825	-78,23	373.677	217.462	-41,80
Gambia	–	80	–	–	644	–
Seychelles	2.033	4.098	101,58	29.745	29.611	-0,45
Uganda	169	488	188,76	256	186	-27,34
Central African Republic	162	–	–	4.533	–	–
Djibouti	40.200	22.478	-44,09	364.075	180.190	-50,51
South Africa	512.856	715.512	39,52	1.698.599	2.138.161	25,88
Zimbabwe	14.734	–	–	38.143	–	–
Malawi	–	18	–	–	203	–
Mauritius	48.715	14.975	-69,26	161.573	79.385	-50,87
Rwanda	225	–	–	810	–	–
Mayotte	150	181	20,79	100	390	289,83
Democratic Rep. of the Congo	29.919	2.511	-91,61	73.523	59	-99,92
Australia	1.251.771	1.088.166	-13,07	6.294.022	5.847.320	-7,10
New Zealand	216.707	247.510	14,21	1.034.150	923.150	-10,73
Guam	220	224	2,01	482	1.791	271,81
Palau	34	1.012	2.876,92	309	6.309	1.940,73
New Caledonia	692	927	33,99	17.885	19.080	6,68
Northern Mariana Islands	280	239	-14,51	3.595	976	-72,85
Saint Vincent and the Grenadines	–	25	–	–	119	–
Vanuatu	7.651	2.142	-72,00	95.441	4.176	-95,62
Wallis and Futuna Islands	2.626	614	-76,62	20.191	5.319	-73,66
American Samoa	–	1.764	–	–	17.546	–
Cook Islands	213	269	26,29	6.599	6.607	0,11
Fiji	8.970	52.946	490,29	75.351	500.923	564,79
Kiribati	24	244	916,67	40	767	1.808,62
Samoa	–	6.845	–	–	68.946	–
Solomon Islands	125	19.478	15.482,54	161	206.732	128.304,85
Tonga	1.909	905	-52,60	24.897	6.606	-73,47
East Timor	462.781	322.625	-30,29	606.997	553.012	-8,89
United States	7.771.326	6.925.295	-10,89	31.594.196	31.871.422	0,88
Canada	144.662	98.928	-31,61	641.074	620.506	-3,21
Mexico	208.896	185.408	-11,24	1.239.960	1.173.738	-5,34
Guatemala	4.532	543	-88,03	338.652	13.185	-96,11
Honduras	10.377	–	–	334.818	–	–
Nicaragua	8.129	22.163	172,65	25.960	67.362	159,49
Panama	9.020	32.116	256,06	137.617	78.811	-42,73
Cuba	–	47.052	–	–	82.899	–
Curacao	2	35	1.656,15	8	111	1.254,35
Suriname	18.905	1.097	-94,20	37.775	3.659	-90,31
Chile	2.704	1.831	-32,26	36.579	24.790	-32,23
Argentina	653	144	-77,96	11.538	414	-96,41

https://www.bps.go.id

Komoditas/Negara Tujuan	Berat Bersih (kg)		Perub	Nilai FOB (US$)		Perub
	Jan–Jun 2023	Jan–Jun 2024	%	Jan–Jun 2023	Jan–Jun 2024	%
(1)	(2)	(3)	(4)	(5)	(6)	(7)
Brazil	997.000	1.877.635	88,33	4.591.741	6.539.872	42,43
Colombia	799	2.471	209,34	6.004	11.022	83,57
Bolivia	182	–	–	2.539	–	–
Uruguay	82.774	94.609	14,30	181.414	172.372	-4,98
Paraguay	768	1.039	35,36	27.661	10.332	-62,65
Ecuador	427	271	-36,52	2.092	3.149	50,51
Peru	163	2.239	1.271,64	4.013	16.919	321,59
Guyana	54.052	14.372	-73,41	113.445	26.507	-76,63
Trinidad and Tobago	66	–	–	1.758	–	–
Bahamas	1.735	96	-94,46	34.058	541	-98,41
Jamaica	43.960	42.619	-3,05	108.962	106.075	-2,65
Puerto Rico	489	1.198	145,34	6.181	2.884	-53,34
Belize	4.440	3.445	-22,41	25.469	41.026	61,08
Dominican Republic	96.984	96.811	-0,18	1.416.788	1.325.010	-6,48
El Salvador	2.736	151	-94,48	11.607	2.683	-76,89
Costa Rica	4.021	4.639	15,36	47.632	26.009	-45,40
Barbados	36	226	535,95	725	2.749	279,18
Antigua and Barbuda	11	698	6.248,13	1.337	2.716	103,21
Aruba	491	397	-19,13	681	1.855	172,66
Bermuda	250	4	-98,40	1.477	220	-85,11
Cayman Islands	362	302	-16,50	1.800	1.147	-36,28
French Polynesia	3.715	6.994	88,24	84.266	63.014	-25,22
Martinique	1.528	629	-58,84	13.830	7.144	-48,34
Netherlands Antilles	1.227	344	-71,96	19.346	4.368	-77,42
Turks and Caicos Islands	14	39	181,79	400	2.450	513,11
Guadeloupe	2.873	5.810	102,23	49.773	31.715	-36,28
Saint Kitts and Nevis	532	348	-34,55	23.468	15.395	-34,40
Virgin Islands (British)	1.545	1.719	11,27	5.346	11.383	112,93
U.S. Virgin Islands	85	4	-95,31	1.832	148	-91,91
Sint Maarten (Dutch Part)	–	392	–	–	3.235	–
United Kingdom	472.795	729.593	54,31	1.778.846	2.547.888	43,23
Netherlands	1.712.677	827.780	-51,67	5.328.191	3.808.097	-28,53
France	432.365	389.557	-9,90	2.672.733	2.233.224	-16,44
Germany, Fed. Rep. of	230.608	311.902	35,25	4.602.265	4.690.855	1,92
Austria	17.435	21.311	22,23	248.497	381.029	53,33
Belgium	281.050	385.562	37,19	1.038.523	1.798.427	73,17
Switzerland	4.521	8.119	79,58	156.838	120.225	-23,34
Luxembourg	–	11.464	–	–	626.031	–
Monaco	16	6	-60,22	300	211	-29,60
Denmark	17.382	23.849	37,21	227.017	289.763	27,64
Norway	193.521	175.146	-9,49	1.402.201	1.438.302	2,57
Sweden	43.717	43.907	0,43	291.414	382.740	31,34
Finland	25.653	19.815	-22,76	196.226	133.414	-32,01
Ireland	9.819	25.525	159,95	43.961	69.469	58,02
Italy	142.953	155.476	8,76	644.349	832.760	29,24
Spain	278.719	335.853	20,50	1.204.110	1.348.985	12,03
Portugal	100.079	186.097	85,95	255.749	427.637	67,21
Iceland	–	22.480	–	–	118.692	–
Greece	151.935	173.357	14,10	1.512.356	1.870.952	23,71
Hungary	320.171	227.729	-28,87	2.166.104	1.194.927	-44,84
Poland	73.626	33.170	-54,95	817.255	533.597	-34,71
Romania	32.115	28.219	-12,13	82.037	148.817	81,40
Bulgaria	605	1.054	74,20	6.125	5.162	-15,72
Albania	2.339	1.488	-36,39	43.475	18.395	-57,69
Belarus	1.567	1.958	24,96	56.177	64.835	15,41
Kazakhstan	191	3.253	1.601,85	933	137.365	14.628,62
Kyrgyzstan	–	10	–	–	153	–
Lithuania	127.596	119.919	-6,02	264.581	203.441	-23,11
Latvia	6.721	296	-95,59	26.278	3.756	-85,71
Estonia	21	10	-51,71	502	115	-77,04
Georgia	3.840	195	-94,93	7.104	567	-92,01
Croatia	774	889	14,88	1.499	13.377	792,64
Malta	394	254	-35,41	9.817	1.892	-80,72
Slovakia	17	110	568,79	272	1.580	480,51
Slovenia	12.381	7.288	-41,13	123.364	88.490	-28,27
Czech Republic	24.650	39.482	60,17	52.200	355.834	581,67
Rep. of Macedonia	382	–	–	17.821	–	–
Russia Federation	47.645	38.608	-18,97	369.767	274.132	-25,86
Serbia	498	6	-98,80	4.830	24	-99,51
Montenegro	29	–	–	329	–	–
Serat/Benang/Strip Filamen Buatan	**45.652.453**	**57.243.311**	**25,39**	**96.548.269**	**107.096.678**	**10,93**
Japan	5.122.425	5.235.706	2,21	14.906.381	14.371.792	-3,59
Hong Kong	2.366	12.042	408,96	9.853	50.699	414,53
Korea, Republic of	1.708.706	1.290.902	-24,45	3.634.724	2.470.417	-32,03
Taiwan	138.347	649.441	369,43	305.859	2.000.830	554,17
China	1.623.562	2.107.926	29,83	3.155.108	3.200.656	1,44
Papua New Guinea	–	1	–	–	19	–

https://www.bps.go.id

Lanjutan Tabel 3.6

Komoditas/Negara Tujuan	Berat Bersih (kg)		Perub	Nilai FOB (US$)		Perub
	Jan–Jun 2023	Jan–Jun 2024	%	Jan–Jun 2023	Jan–Jun 2024	%
(1)	(2)	(3)	(4)	(5)	(6)	(7)
Thailand	9.224.014	9.866.676	6,97	24.880.406	21.238.159	-14,64
Singapore	9.776	29.268	199,39	210.143	391.691	86,39
Philippines	24.146	282.638	1.070,54	67.314	1.006.259	1.394,88
Malaysia	9.934	3.169	-68,10	128.467	92.338	-28,12
Cambodia	30	–	–	219	–	–
Brunei Darussalam	100	–	–	154	–	–
Viet Nam	2.393.370	2.850.916	19,12	4.674.451	5.633.012	20,51
India	9.718.027	14.937.421	53,71	14.231.680	22.047.626	54,92
Pakistan	6.693	537.171	7.925,87	12.717	523.218	4.014,42
Bangladesh	364.771	843.666	131,29	1.080.314	1.492.819	38,18
Sri Lanka	–	305	–	–	1.661	–
Saudi Arabia	47.553	–	–	48.980	–	–
Israel	169	–	–	4.945	–	–
Jordan	–	24.072	–	–	33.784	–
Turkey	4.707.038	7.297.447	55,03	7.531.252	10.487.655	39,26
United Arab Emirates	58.378	10.028	-82,82	222.078	103.214	-53,52
Qatar	7	15	101,35	583	1.352	132,11
Egypt	412.188	1.158.736	181,12	646.282	1.505.861	133,00
Morocco	–	100	–	–	5.577	–
Tunisia	40	–	–	1.594	–	–
Madagascar	–	50	–	–	59	–
Cote D'Ivoire	20	–	–	527	–	–
South Africa	2.075	2.282	9,98	37.188	29.593	-20,42
Mauritius	56	–	–	4.355	–	–
Australia	1.180	2.112	78,97	56.747	67.440	18,84
New Zealand	3.244	–	–	15.570	–	–
East Timor	50	2.498	4.895,37	84	1.970	2.245,47
United States	5.522.949	5.649.573	2,29	9.653.867	9.492.505	-1,67
Canada	21.179	253	-98,80	28.932	400	-98,62
Mexico	214.784	295.742	37,69	431.662	579.191	34,18
Argentina	280.994	150.336	-46,50	439.854	214.704	-51,19
Brazil	2.067.321	1.584.347	-23,36	6.533.108	3.813.395	-41,63
Colombia	2.370	81.549	3.340,87	3.768	148.384	3.837,68
Ecuador	10.040	10.512	4,70	29.139	29.827	2,36
Peru	–	23.226	–	–	74.323	–
El Salvador	34	12.654	37.559,82	233	25.062	10.661,41
Barbados	–	268	–	–	872	–
United Kingdom	142.912	233.437	63,34	234.154	360.843	54,11
Netherlands	816.903	823.373	0,79	1.303.126	1.348.001	3,44
France	36.373	89.300	145,51	61.014	155.905	155,52
Germany, Fed. Rep. of	139.469	95.627	-31,43	342.302	227.917	-33,42
Austria	1.405	–	–	57.337	–	–
Belgium	48.291	41.892	-13,25	112.392	84.966	-24,40
Switzerland	10	–	–	687	–	–
Sweden	3.193	4.464	39,80	54.314	68.994	27,03
Finland	16.464	16.464	0,00	42.541	39.330	-7,55
Ireland	119	561	373,42	9.110	25.710	182,22
Italy	323.555	293.316	-9,35	450.298	406.412	-9,75
Spain	790	2.549	222,76	50.947	106.808	109,64
Hungary	7.183	19.431	170,51	89.840	175.428	95,27
Poland	672	4.272	535,37	8.816	49.781	464,65
Bulgaria	413.751	200.136	-51,63	700.493	316.219	-54,86
Estonia	–	67.980	–	–	81.767	–
Czech Republic	3.428	4.321	26,08	42.360	68.842	62,52
Russia Federation	–	393.141	–	–	2.443.395	–
Kain Rajutan	**7.747.461**	**10.045.484**	**29,66**	**52.772.900**	**66.937.138**	**26,84**
Japan	287.012	160.094	-44,22	1.813.368	935.534	-48,41
Hong Kong	25.341	40.659	60,45	196.329	316.201	61,06
Korea, Republic of	121.142	174.816	44,31	758.231	1.169.277	54,21
Taiwan	52.429	41.739	-20,39	276.375	272.101	-1,55
China	345.392	310.494	-10,10	1.720.123	2.607.034	51,56
Macau	33	26	-19,12	217	191	-11,68
Thailand	458.557	545.398	18,94	2.875.161	3.443.209	19,76
Singapore	148.517	44.047	-70,34	1.186.334	359.018	-69,74
Philippines	409.148	263.206	-35,67	2.375.310	1.438.501	-39,44
Malaysia	354.328	300.914	-15,07	2.178.388	2.016.230	-7,44
Myanmar	81.620	110.285	35,12	792.262	936.489	18,20
Cambodia	116.213	159.160	36,96	1.222.150	1.550.486	26,87
Brunei Darussalam	50	238	371,75	1.373	2.477	80,43
Viet Nam	2.520.841	3.782.710	50,06	21.772.009	28.274.936	29,87
Maldives	6.295	2.249	-64,27	35.422	12.990	-63,33
India	626.752	808.431	28,99	2.375.927	2.956.126	24,42
Pakistan	9.149	7.337	-19,81	72.161	56.514	-21,68
Bangladesh	49.688	134.838	171,37	514.316	1.134.644	120,61
Sri Lanka	136.505	313.370	129,57	1.828.485	3.703.017	102,52
Saudi Arabia	10	692	6.847,99	80	8.727	10.808,94
Kuwait	3.954	3.401	-13,98	23.916	20.303	-15,11

https://www.bps.go.id

Komoditas/Negara Tujuan	Berat Bersih (kg)		Perub	Nilai FOB (US$)		Perub
	Jan–Jun 2023	Jan–Jun 2024	%	Jan–Jun 2023	Jan–Jun 2024	%
(1)	(2)	(3)	(4)	(5)	(6)	(7)
Jordan	126.462	554.555	338,52	1.236.624	4.636.719	274,95
Lebanon	–	16.507	–	–	16.433	–
United Arab Emirates	44.554	14.549	-67,35	437.864	111.062	-74,64
Qatar	756	–	–	8.216	–	–
Egypt	–	27.851	–	–	247.393	–
Tunisia	40	–	–	21	–	–
Ethiopia	12.121	–	–	104.075	–	–
Kenya	–	4.873	–	–	17.139	–
Nigeria	–	1.943	–	–	60.000	–
Senegal	16.507	8.957	-45,74	1.682	38.522	2.190,75
South Africa	–	11.320	–	–	71.361	–
Mauritius	2.166	–	–	20.925	–	–
Australia	119.227	142.463	19,49	658.782	743.305	12,83
New Zealand	40.768	33.507	-17,81	366.076	233.481	-36,22
Fiji	69	–	–	897	–	–
East Timor	11.950	8.218	-31,23	8.026	2.120	-73,59
United States	56.285	81.269	44,39	1.065.726	719.853	-32,45
Canada	327	3.477	964,21	43.028	562.138	1.206,44
Mexico	15.335	–	–	41.844	–	–
Guatemala	173.598	421.618	142,87	194.274	1.743.490	797,44
Honduras	2.582	32.681	1.165,71	44.274	569.308	1.185,89
Nicaragua	189.880	153.619	-19,10	1.212.187	849.800	-29,90
Argentina	–	30.967	–	–	98.842	–
Brazil	2.455	1.018	-58,52	11.500	6.675	-41,95
Colombia	1.083	4	-99,63	15.955	10	-99,94
Uruguay	28	–	–	82	–	–
Peru	34.500	34.665	0,48	1.733	1.741	0,46
El Salvador	14.605	5.424	-62,86	240.119	41.372	-82,77
Haiti	11.811	180	-98,47	84.292	1.346	-98,40
French Polynesia	–	1.914	–	–	22.455	–
United Kingdom	39	18	-53,72	569	689	21,07
Netherlands	107.807	178.888	65,93	293.854	564.522	92,11
France	1.380	6.682	384,20	11.234	49.455	340,22
Germany, Fed. Rep. of	9.361	13.764	47,03	27.407	38.814	41,62
Austria	18	86	370,94	79	1.095	1.282,38
Belgium	213.907	154.224	-27,90	768.416	521.722	-32,10
Switzerland	1	1	-50,00	2	1	-50,00
Denmark	3.057	3	-99,89	13.670	38	-99,72
Sweden	7.743	–	–	18.771	–	–
Italy	439.192	396.231	-9,78	2.229.713	1.820.256	-18,36
Spain	160	–	–	2.148	–	–
Portugal	121.335	59.685	-50,81	581.868	268.661	-53,83
Greece	–	821	–	–	11.770	–
Bulgaria	~0	–	–	6	–	–
Slovenia	213.375	439.344	105,90	1.009.022	1.651.524	63,68
Czech Republic	1	53	10.447,00	5	17	239,84
Serat Tekstil	**24.049.253**	**24.425.597**	**1,56**	**16.652.989**	**17.995.368**	**8,06**
Japan	3.723.408	3.549.330	-4,68	1.384.197	1.700.347	22,84
Hong Kong	1.078	180	-83,32	1.892	237	-87,48
Korea, Republic of	3.906.781	1.839.456	-52,92	968.103	379.194	-60,83
Taiwan	568.335	764.868	34,58	1.030.630	1.210.275	17,43
China	8.621.028	8.741.288	1,39	1.902.519	2.349.229	23,48
Mongolia	–	43	–	–	691	–
Thailand	1.389.444	2.191.599	57,73	2.602.347	3.101.975	19,20
Singapore	172	23.857	13.736,38	1.682	7.144	324,88
Philippines	127.456	19.642	-84,59	319.897	49.266	-84,60
Malaysia	421.388	237.234	-43,70	612.008	417.170	-31,84
Myanmar	28.198	–	–	126.601	–	–
Brunei Darussalam	2.716	2.507	-7,70	27.040	14.400	-46,75
Viet Nam	3.220.677	5.576.700	73,15	5.029.467	6.989.640	38,97
India	810.062	682.827	-15,71	868.709	637.042	-26,67
Pakistan	37.000	205.896	456,48	5.920	312.834	5.184,35
Bangladesh	153.024	–	–	490.679	–	–
Sri Lanka	1.000	4.300	330,00	4.078	16.000	292,34
Iraq	–	5.053	–	–	7.800	–
Iran (Islamic Republic of)	21.060	140.755	568,35	100.112	163.053	62,87
Saudi Arabia	2.500	100	-96,00	3.250	256	-92,12
Turkey	278.091	116.119	-58,24	216.712	145.015	-33,08
Qatar	–	2.000	–	–	800	–
South Africa	–	11	–	–	627	–
Australia	114.729	21.208	-81,51	59.988	10.590	-82,35
New Zealand	–	19.210	–	–	7.814	–
Fiji	–	372	–	–	1.734	–
Kiribati	78	–	–	1.176	–	–
East Timor	1.522	1.380	-9,34	4.881	3.664	-24,92
United States	89.052	15.338	-82,78	198.405	160.882	-18,91
Canada	–	111	–	–	6.748	–

https://www.bps.go.id

Lanjutan Tabel 3.6

Komoditas/Negara Tujuan	Berat Bersih (kg)		Perub	Nilai FOB (US$)		Perub
	Jan–Jun 2023	Jan–Jun 2024	%	Jan–Jun 2023	Jan–Jun 2024	%
(1)	(2)	(3)	(4)	(5)	(6)	(7)
Mexico	20.055	–	–	8.022	–	–
Chile	~0	–	–	~0	–	–
Colombia	–	184	–	–	729	–
Martinique	–	129	–	–	1.738	–
United Kingdom	21.720	118	-99,46	13.877	5.794	-58,25
Netherlands	73.904	1.559	-97,89	22.924	8.060	-64,84
France	43	761	1.665,13	57	13.539	23.477,42
Germany, Fed. Rep. of	203.407	137	-99,93	355.351	4.671	-98,69
Belgium	46.070	25.824	-43,95	10.904	6.637	-39,14
Denmark	–	26	–	–	60	–
Finland	–	101	–	–	4.466	–
Ireland	–	70.773	–	–	32.910	–
Italy	57.365	95.823	67,04	123.835	91.832	-25,84
Spain	2	–	–	16	–	–
Greece	–	3	–	–	125	–
Poland	25.063	47.898	91,11	74.997	117.689	56,92
Slovenia	82.625	20.850	-74,77	82.315	12.510	-84,80
Czech Republic	200	29	-85,58	400	183	-54,37
Kain Sulaman/Bordir	**101.464**	**145.483**	**43,38**	**1.472.562**	**1.599.600**	**8,63**
Japan	214	480	124,68	3.640	3.240	-10,98
Hong Kong	26	211	710,06	5.760	6.278	8,99
Taiwan	–	11	–	–	364	–
China	9	6	-33,26	436	26	-94,10
Thailand	40.472	2.085	-94,85	375.965	25.422	-93,24
Singapore	532	1.291	142,50	20.056	29.051	44,85
Philippines	323	297	-7,93	18.007	14.654	-18,62
Malaysia	15.180	8.027	-47,12	439.471	352.398	-19,81
Brunei Darussalam	–	260	–	–	2.500	–
Viet Nam	–	220	–	–	3.358	–
Pakistan	6.388	4	-99,93	114.227	153	-99,87
Saudi Arabia	12.687	32.829	158,76	85.678	201.943	135,70
Lebanon	–	13	–	–	8	–
United Arab Emirates	5.962	74.730	1.153,44	48.210	469.704	874,30
Qatar	–	3	–	–	2.760	–
South Africa	30	4	-86,78	1.433	256	-82,15
Australia	641	264	-58,82	8.100	8.992	11,01
New Zealand	9	13	46,67	434	431	-0,64
East Timor	12.246	1.240	-89,88	7.170	1.763	-75,41
United States	2.936	1.525	-48,05	232.454	133.485	-42,58
Canada	976	2.549	161,07	9.757	28.140	188,41
Mexico	–	8.254	–	–	123.985	–
Guatemala	387	–	–	7.965	–	–
Chile	–	7.664	–	–	72.321	–
United Kingdom	–	~0	–	–	73	–
Netherlands	53	2.726	5.043,40	641	95.615	14.817,92
France	1.089	656	-39,80	33.698	19.679	-41,60
Italy	–	4	–	–	5	–
Portugal	1.147	–	–	52.588	–	–
Greece	110	118	7,71	3.316	2.998	-9,59
Poland	46	–	–	3.559	–	–
Sutra	**26.019**	**7.113**	**-72,66**	**24.288**	**35.936**	**47,96**
Japan	28	–	–	482	–	–
Hong Kong	339	–	–	259	–	–
Taiwan	2	–	–	9	–	–
China	45	–	–	767	–	–
Papua New Guinea	–	111	–	–	98	–
Singapore	2	292	15.253,37	116	475	309,41
Malaysia	7.259	1.629	-77,56	230	1.565	580,54
Brunei Darussalam	38	5	-85,97	306	153	-50,10
Maldives	100	1.357	1.257,12	300	12.493	4.067,04
India	2	1.375	68.650,00	2	438	21.800,00
Bangladesh	33	–	–	3	–	–
Sri Lanka	–	10	–	–	2.790	–
Saudi Arabia	–	8	–	–	269	–
United Arab Emirates	–	16	–	–	55	–
Madagascar	6	–	–	100	–	–
Kenya	218	–	–	2.095	–	–
Mauritius	790	–	–	3.200	–	–
Australia	3	320	10.798,78	36	3.481	9.570,28
New Zealand	15	–	–	13	–	–
East Timor	16.762	1.517	-90,95	7.145	2.242	-68,62
United States	22	147	574,49	477	3.200	571,53
Canada	23	–	–	1.335	–	–
United Kingdom	–	~0	–	–	1	–
France	4	2	-57,14	60	5	-91,73
Austria	–	~0	–	–	1.958	–

https://www.bps.go.id

Komoditas/Negara Tujuan	Berat Bersih (kg)		Perub	Nilai FOB (US$)		Perub
	Jan–Jun 2023	Jan–Jun 2024	%	Jan–Jun 2023	Jan–Jun 2024	%
(1)	(2)	(3)	(4)	(5)	(6)	(7)
Italy	–	224	–	–	2.223	–
Spain	331	–	–	7.354	–	–
Poland	–	100	–	–	4.491	–
Pakaian Jadi (Konveksi) dari Tekstil	**134.370.735**	**141.660.446**	**5,43**	**3.273.173.456**	**3.316.832.770**	**1,33**
Japan	10.835.817	9.762.720	-9,90	272.572.756	249.015.425	-8,64
Hong Kong	1.617.402	1.446.048	-10,59	22.969.903	24.455.307	6,47
Korea, Republic of	7.274.747	8.605.686	18,30	147.634.514	164.651.112	11,53
Taiwan	697.308	790.611	13,38	13.378.140	15.630.915	16,84
China	1.387.349	1.600.610	15,37	56.057.920	64.035.545	14,23
Mongolia	1.654	907	-45,14	41.749	22.003	-47,30
Macau	388	85	-77,97	15.731	3.206	-79,62
Papua New Guinea	31.539	38.583	22,34	493.329	456.822	-7,40
Thailand	480.652	510.155	6,14	12.466.562	14.251.607	14,32
Singapore	1.707.342	1.763.351	3,28	38.576.972	40.128.162	4,02
Philippines	834.707	1.028.277	23,19	13.099.568	17.739.238	35,42
Malaysia	5.203.893	4.616.911	-11,28	48.516.388	45.216.831	-6,80
Myanmar	14.306	17.947	25,45	82.928	69.380	-16,34
Cambodia	36.287	21.311	-41,27	289.752	264.769	-8,62
Brunei Darussalam	45.352	47.469	4,67	440.815	241.348	-45,25
Lao People'S Dem. Rep.	50	200	302,74	1.343	160	-88,09
Nepal	75.154	27.738	-63,09	484.765	336.903	-30,50
Viet Nam	310.453	379.287	22,17	7.265.507	9.064.395	24,76
Maldives	20.035	17.114	-14,58	400.190	246.288	-38,46
India	381.825	442.513	15,89	9.528.784	9.778.472	2,62
Pakistan	1	2	200,00	1	1	100,00
Bangladesh	5.464	23.377	327,84	37.615	152.508	305,44
Sri Lanka	12.354	56.485	357,24	55.326	662.257	1.097,01
Iraq	52.247	116.762	123,48	640.372	1.009.967	57,72
Iran (Islamic Republic of)	14.133	–	–	1.709	–	–
Saudi Arabia	887.413	694.638	-21,72	10.567.961	9.493.523	-10,17
Israel	210.516	144.212	-31,50	7.150.137	4.820.403	-32,58
Kuwait	234.572	170.386	-27,36	1.889.086	1.560.721	-17,38
Jordan	11	103.398	975.075,80	139	2.241.705	1.609.973,32
Lebanon	83	467	465,70	1.317	8.700	560,44
Yemen	59.288	18	-99,97	230.498	1	-100,00
Oman	22.576	46.783	107,22	226.218	261.941	15,79
Syria Arab Republic	6.301	–	–	214.515	–	–
Turkey	329.952	540.199	63,72	7.311.139	11.326.604	54,92
United Arab Emirates	1.595.209	1.350.786	-15,32	29.918.367	26.050.394	-12,93
Qatar	17.416	16.997	-2,40	369.571	208.081	-43,70
Bahrain	562	4.244	655,79	58.689	55.559	-5,33
Cyprus	746	379	-49,22	38.309	12.999	-66,07
Egypt	15.218	18.800	23,54	420.902	337.084	-19,91
Libyan Arab Jamahiriya	33.770	40.900	21,11	213.691	254.610	19,15
Morocco	17.567	18.146	3,29	550.370	529.831	-3,73
Tunisia	–	1.426	–	–	14.141	–
Algeria	136.176	142.083	4,34	1.819.350	2.042.912	12,29
Sudan	40.540	20.049	-50,54	150.451	76.004	-49,48
Namibia	248	108	-56,36	6.557	4.541	-30,75
Ethiopia	–	14	–	–	418	–
Tanzania, United Rep. of	1.376.058	1.350.055	-1,89	5.856.061	5.173.043	-11,66
Madagascar	24.352	42.107	72,91	13.014	28.786	121,19
Somalia	361.400	415.697	15,02	6.588.554	6.524.278	-0,98
Kenya	139.891	73.544	-47,43	1.806.103	1.082.569	-40,06
Reunion	4.014	7.228	80,09	98.756	180.706	82,98
Mozambique	77.040	63.925	-17,02	152.208	110.566	-27,36
Equatorial Guinea	–	67	–	–	~0	–
Togo	1.322.703	1.184.263	-10,47	1.677.877	1.208.198	-27,99
Ghana	18.942	4.511	-76,19	132.105	49.700	-62,38
Liberia	150	–	–	235	–	–
Guinea	189.923	240.748	26,76	554.730	676.803	22,01
Angola	35.810	23.779	-33,60	19.175	8.499	-55,68
Congo	497.686	449.289	-9,72	747.968	716.139	-4,26
Cameroon	219.595	105.301	-52,05	823.073	262.033	-68,16
Nigeria	2.533.752	2.328.401	-8,10	5.262.968	5.615.028	6,69
Sierra Leone	–	16	–	–	1	–
Gabon	14.440	5.524	-61,75	7.361	3.198	-56,55
Cote D'Ivoire	743.159	723.737	-2,61	690.538	440.918	-36,15
Senegal	1.224.834	1.085.982	-11,34	1.818.523	1.646.467	-9,46
Benin	37.142	–	–	109.072	–	–
Burkina Faso	249.405	183.174	-26,56	942.425	427.889	-54,60
Gambia	682	31.110	4.461,51	3.734	122.847	3.190,40
Seychelles	1.379	230	-83,34	15.860	4.072	-74,32
Uganda	15.952	13.921	-12,73	54.081	35.644	-34,09
Central African Republic	–	67	–	–	1.846	–
Niger	15.789	–	–	34.905	–	–
Chad	–	111	–	–	900	–

https://www.bps.go.id

Lanjutan Tabel 3.6

Komoditas/Negara Tujuan	Berat Bersih (kg)		Perub	Nilai FOB (US$)		Perub
	Jan–Jun 2023	Jan–Jun 2024	%	Jan–Jun 2023	Jan–Jun 2024	%
(1)	(2)	(3)	(4)	(5)	(6)	(7)
Djibouti	99.259	42.340	-57,34	2.033.567	940.965	-53,73
Saint Helena	2.031	19	-99,08	5.457	549	-89,93
South Africa	249.310	248.250	-0,43	5.565.130	4.994.450	-10,25
Malawi	–	38	–	–	300	–
Comoros	–	332	–	–	1.204	–
Mauritius	17.537	12.568	-28,33	271.207	158.318	-41,62
Rwanda	8.342	–	–	52.234	–	–
Mayotte	31	1.303	4.103,23	283	8.332	2.839,43
Democratic Rep. of the Congo	25	–	–	1.216	–	–
Australia	3.226.270	3.437.117	6,54	105.022.148	100.919.019	-3,91
New Zealand	388.647	370.285	-4,72	15.070.603	13.340.562	-11,48
Micronesia, Fed. States of	866	367	-57,62	14.960	6.460	-56,82
Guam	3.519	2.320	-34,06	45.305	37.090	-18,13
Palau	4	53	1.225,00	49	957	1.873,74
Nauru	–	57	–	–	1.112	–
New Caledonia	13.019	4.012	-69,18	215.381	72.303	-66,43
Vanuatu	2.709	29	-98,92	125.800	574	-99,54
Wallis and Futuna Islands	1.153	–	–	13.240	–	–
Cook Islands	765	1.520	98,74	19.475	33.301	70,99
Fiji	28.431	20.528	-27,80	442.105	237.284	-46,33
Kiribati	15.098	26.396	74,83	100.173	183.333	83,02
Samoa	–	7	–	–	~0	–
Solomon Islands	–	451	–	–	250	–
Tonga	–	600	–	–	9.775	–
Christmas Islands	20	–	–	130	–	–
Tokelau	–	~0	–	–	10	–
East Timor	436.194	473.723	8,60	926.303	633.459	-31,61
United States	64.413.686	72.226.764	12,13	1.723.017.238	1.805.442.201	4,78
Canada	2.839.866	3.213.755	13,17	101.884.838	97.309.040	-4,49
Mexico	873.094	894.468	2,45	22.886.797	26.241.323	14,66
Guatemala	6.943	22.977	230,94	73.835	158.204	114,27
Honduras	3	–	–	14	–	–
Nicaragua	34.840	79.436	128,00	86.723	274.539	216,57
Panama	267.093	161.516	-39,53	6.518.187	4.319.578	-33,73
Cuba	–	23	–	–	410	–
Suriname	2.713	690	-74,57	43.181	21.279	-50,72
Chile	227.137	208.833	-8,06	5.426.029	5.357.426	-1,26
Venezuela	13.432	118.128	779,45	171.288	894.984	422,50
Argentina	35.947	53.838	49,77	1.407.339	1.694.460	20,40
Brazil	179.597	119.095	-33,69	5.784.171	4.112.442	-28,90
Colombia	116.814	113.621	-2,73	2.698.519	2.837.736	5,16
Bolivia	2.385	2.537	6,36	62.514	65.634	4,99
Uruguay	37.063	22.798	-38,49	963.586	589.355	-38,84
Paraguay	7.421	9.359	26,11	221.120	334.020	51,06
Ecuador	37.793	20.945	-44,58	821.625	489.925	-40,37
Peru	90.892	103.013	13,34	2.536.790	2.369.720	-6,59
Trinidad and Tobago	~0	409	408.700,00	35	3.926	11.278,26
Bahamas	759	6.887	807,36	3.279	155.644	4.647,37
Jamaica	4.332	1.148	-73,49	16.039	5.212	-67,50
Puerto Rico	54.225	39.736	-26,72	539.569	432.310	-19,88
Dominican Republic	3.264	2.055	-37,06	16.456	47.317	187,53
El Salvador	5.398	17.803	229,79	184.788	463.348	150,75
Costa Rica	6.099	7.242	18,74	109.188	199.426	82,65
Haiti	–	38	–	–	~0	–
Barbados	479	1.294	169,96	60.012	95.672	59,42
Antigua and Barbuda	41	15	-62,96	9.163	4.775	-47,89
Bermuda	764	756	-1,00	19.291	13.768	-28,63
Cayman Islands	48	91	89,04	9.429	24.699	161,95
French Polynesia	20.940	25.004	19,41	470.235	495.226	5,31
Grenada	–	34	–	–	803	–
Martinique	1.008	2.473	145,38	15.758	14.347	-8,95
Netherlands Antilles	3.498	24.519	601,00	160.773	92.051	-42,74
Norfolk Islands	–	3.000	–	–	14.481	–
Turks and Caicos Islands	67	6	-90,98	8.626	1.597	-81,49
Guadeloupe	4.002	4.290	7,20	59.195	51.242	-13,44
Saint Kitts and Nevis	1.032	1.257	21,77	73.625	100.606	36,65
Virgin Islands (British)	–	25	–	–	5.135	–
U.S. Virgin Islands	46	77	68,36	2.382	2.808	17,90
Saint Barthelemy	–	6	–	–	606	–
Sint Maarten (Dutch Part)	–	~0	–	–	220	–
United Kingdom	2.548.223	2.201.380	-13,61	74.380.389	68.635.824	-7,72
Netherlands	2.253.423	2.605.631	15,63	86.817.188	86.279.576	-0,62
France	739.598	445.240	-39,80	29.469.618	16.678.452	-43,40
Germany, Fed. Rep. of	4.360.279	4.095.152	-6,08	148.861.716	126.678.010	-14,90
Austria	94.856	15.942	-83,19	4.782.759	610.024	-87,25
Belgium	1.450.650	1.497.197	3,21	40.199.122	53.129.739	32,17
Switzerland	137.176	94.760	-30,92	3.365.033	2.261.311	-32,80
Luxembourg	13	~0	-98,42	1.574	5	-99,68

https://www.bps.go.id

Komoditas/Negara Tujuan	Berat Bersih (kg)		Perub	Nilai FOB (US$)		Perub
	Jan–Jun 2023	Jan–Jun 2024	%	Jan–Jun 2023	Jan–Jun 2024	%
(1)	(2)	(3)	(4)	(5)	(6)	(7)
Gibraltar	~0	46	23.101,00	65	7.236	11.099,10
Monaco	8.747	2.558	-70,76	264.078	108.380	-58,96
Denmark	124.077	110.109	-11,26	3.281.870	2.888.200	-12,00
Norway	23.250	10.956	-52,88	853.508	519.793	-39,10
Sweden	639.964	957.478	49,61	17.233.751	26.506.883	53,81
Finland	2.179	2.280	4,60	133.651	144.669	8,24
Ireland	6.248	12.965	107,52	174.782	339.307	94,13
Italy	986.213	1.061.310	7,61	39.024.603	38.379.264	-1,65
Spain	1.271.953	1.121.519	-11,83	30.044.695	25.608.068	-14,77
Portugal	28.580	29.432	2,98	909.863	914.044	0,46
Iceland	1	1	14,00	332	252	-24,16
Greece	105.668	48.454	-54,14	2.953.094	1.050.742	-64,42
Vatican City State	23	–	–	731	–	–
Andorra	~0	322	99.965,22	64	8.863	13.852,66
Hungary	18.980	2.602	-86,29	445.559	52.406	-88,24
Poland	1.667.178	1.937.182	16,20	37.885.818	41.531.417	9,62
Romania	4.881	4.605	-5,64	133.156	126.526	-4,98
Bulgaria	4	786	20.850,83	824	26.642	3.134,98
Albania	4	641	14.292,07	260	2.252	765,27
Armenia	4	–	–	942	–	–
Azerbaijan	1	12	2.323,53	224	674	201,66
Kazakhstan	33.894	16.024	-52,72	866.878	529.686	-38,90
Kyrgyzstan	857	40	-95,33	42.723	1.485	-96,52
Moldova, Republic of	~0	1	330,50	105	222	110,86
Ukraine	9.751	18.534	90,07	297.543	522.403	75,57
Uzbekistan	3	1.485	56.998,38	755	24.250	3.111,50
Lithuania	875	4.001	357,55	19.174	221.961	1.057,61
Latvia	4.428	19.918	349,82	187.584	642.123	242,31
Estonia	971	569	-41,38	37.968	28.562	-24,77
Georgia	12.760	13.452	5,42	89.772	106.463	18,59
Croatia	64.894	100.333	54,61	1.221.925	2.045.271	67,38
Bosnia and Herzegovina	53	~0	-99,37	2.437	~0	-100,00
Malta	105	9.846	9.262,58	7.696	156.953	1.939,49
Slovakia	6.170	2.315	-62,48	97.279	50.983	-47,59
Slovenia	118.875	50.359	-57,64	5.681.603	1.071.876	-81,13
Czech Republic	43.576	18.761	-56,95	1.968.342	851.899	-56,72
Rep. of Macedonia	95	–	–	160	–	–
Russia Federation	29.173	4.622	-84,16	817.793	91.736	-88,78
Serbia	32.080	28.041	-12,59	696.979	621.785	-10,79
Montenegro	1.337	336	-74,86	31.836	5.137	-83,86
Jersey	–	3	–	–	1.388	–
Pakaian Jadi Rajutan	**20.508.954**	**18.584.320**	**-9,38**	**444.671.420**	**375.448.460**	**-15,57**
Japan	1.194.144	932.287	-21,93	26.943.788	19.031.614	-29,37
Hong Kong	147.116	140.348	-4,60	3.098.923	3.060.925	-1,23
Korea, Republic of	478.484	493.960	3,23	8.180.233	10.186.791	24,53
Taiwan	53.985	39.778	-26,32	848.188	844.194	-0,47
China	153.154	262.204	71,20	4.474.100	6.604.333	47,61
Mongolia	81	–	–	1.186	–	–
Macau	–	1	–	–	10	–
Thailand	16.036	10.009	-37,59	345.964	201.388	-41,79
Singapore	79.726	85.987	7,85	1.273.872	1.695.077	33,06
Philippines	18.369	23.105	25,78	319.420	426.777	33,61
Malaysia	56.448	89.001	57,67	1.007.255	1.174.613	16,62
Myanmar	–	2.968	–	–	18.208	–
Cambodia	21	15	-25,68	221	487	119,89
Brunei Darussalam	1.141	41	-96,41	20.879	444	-97,87
Nepal	–	43	–	–	588	–
Viet Nam	17.219	26.143	51,83	325.782	569.522	74,82
India	49.919	54.777	9,73	646.015	647.932	0,30
Bangladesh	1	4	217,17	24	42	76,08
Sri Lanka	7	1.800	25.142,64	1	995	187.703,77
Iran (Islamic Republic of)	8.139	–	–	1.029	–	–
Saudi Arabia	63.576	86.331	35,79	714.262	1.356.227	89,88
Israel	23.235	14.123	-39,22	530.191	217.925	-58,90
Kuwait	1.217	1.482	21,73	23.221	29.155	25,55
Syria Arab Republic	6.280	–	–	148.500	–	–
Turkey	50.028	49.405	-1,24	720.574	658.295	-8,64
United Arab Emirates	133.818	108.880	-18,64	2.728.893	1.847.221	-32,31
Qatar	39	–	–	897	–	–
Egypt	1.507	231	-84,66	30.203	4.312	-85,72
Libyan Arab Jamahiriya	–	16.820	–	–	315.051	–
Morocco	762	1.194	56,69	22.015	25.672	16,61
Algeria	84.446	192.085	127,46	1.240.023	2.660.768	114,57
Ethiopia	10.358	–	–	69.467	–	–
Kenya	–	12.174	–	–	230.500	–
Reunion	65	54	-17,25	377	2.031	438,17
South Africa	66.286	33.679	-49,19	569.795	424.656	-25,47

https://www.bps.go.id

Lanjutan Tabel 3.6

Komoditas/Negara Tujuan	Berat Bersih (kg)		Perub	Nilai FOB (US$)		Perub
	Jan–Jun 2023	Jan–Jun 2024	%	Jan–Jun 2023	Jan–Jun 2024	%
(1)	(2)	(3)	(4)	(5)	(6)	(7)
Mauritius	18.897	27.172	43,79	51.742	72.935	40,96
Australia	208.123	463.097	122,51	4.903.298	7.514.671	53,26
New Zealand	19.787	50.431	154,87	449.719	787.481	75,11
Micronesia, Fed. States of	160	–	–	2.161	–	–
New Caledonia	127	10	-92,13	1.648	77	-95,36
Fiji	20	–	–	780	–	–
Tokelau	–	1	–	–	18	–
East Timor	5.306	15.786	197,52	9.280	12.032	29,65
United States	14.481.503	12.358.599	-14,66	325.009.318	257.819.746	-20,67
Canada	688.898	779.620	13,17	18.926.126	19.541.975	3,25
Mexico	95.708	120.014	25,40	1.927.245	2.255.514	17,03
Guatemala	838	1.079	28,87	6.841	1.127	-83,53
Honduras	–	1	–	–	4	–
Nicaragua	11.622	2.240	-80,73	54.254	5.831	-89,25
Panama	17.333	16.196	-6,56	395.965	330.234	-16,60
Chile	61.518	58.869	-4,31	850.239	731.259	-13,99
Venezuela	–	2.584	–	–	4.354	–
Argentina	4.374	6.269	43,32	108.514	135.099	24,50
Brazil	8.088	13.038	61,20	232.084	235.182	1,33
Colombia	24.418	15.363	-37,08	339.369	166.378	-50,97
Uruguay	17.407	12.624	-27,48	284.117	188.723	-33,58
Paraguay	4.681	6.915	47,73	128.043	148.340	15,85
Ecuador	6.113	4.748	-22,32	67.993	77.327	13,73
Peru	34.664	21.246	-38,71	473.197	286.916	-39,37
Bahamas	–	3.242	–	–	68.808	–
El Salvador	137	–	–	4.534	–	–
Cape Verde	13	–	–	727	–	–
French Polynesia	134	–	–	5.634	–	–
Guadeloupe	55	–	–	70	–	–
United Kingdom	277.070	283.553	2,34	6.263.158	6.458.583	3,12
Netherlands	318.697	374.793	17,60	7.404.566	8.077.602	9,09
France	36.414	20.812	-42,85	726.467	481.311	-33,75
Germany, Fed. Rep. of	499.687	391.110	-21,73	8.067.109	5.341.331	-33,79
Austria	8.377	2.801	-66,56	123.724	57.301	-53,69
Belgium	103.426	83.743	-19,03	1.592.434	942.251	-40,83
Switzerland	21.853	11.737	-46,29	268.881	127.475	-52,59
Monaco	49	–	–	2.108	–	–
Denmark	24.663	21.034	-14,71	351.287	222.285	-36,72
Norway	1.020	419	-58,96	81.489	21.370	-73,78
Sweden	178.597	210.463	17,84	3.191.790	4.357.292	36,52
Finland	12	3	-72,72	39	85	117,37
Ireland	–	~0	–	–	26	–
Italy	97.936	98.976	1,06	1.721.672	1.833.105	6,47
Spain	65.451	59.558	-9,00	920.666	702.337	-23,71
Portugal	15	~0	-96,93	146	22	-85,00
Greece	4.739	2.515	-46,92	122.237	49.048	-59,87
Hungary	287	32	-88,73	5.712	822	-85,61
Poland	416.214	339.261	-18,49	4.916.647	3.785.084	-23,01
Romania	–	72	–	–	1.955	–
Kazakhstan	2.582	2.376	-7,97	62.345	44.303	-28,94
Kyrgyzstan	14	–	–	821	–	–
Ukraine	1.618	5.125	216,86	43.552	120.709	177,16
Latvia	–	254	–	–	4.478	–
Georgia	–	2.309	–	–	11.734	–
Croatia	19.429	11.131	-42,71	214.887	133.771	-37,75
Malta	–	52	–	–	320	–
Slovakia	–	64	–	–	1.457	–
Slovenia	–	330	–	–	1.270	–
Czech Republic	675	14	-97,90	15.525	33	-99,79
Russia Federation	–	11	–	–	395	–
Serbia	4.596	3.698	-19,53	55.964	50.918	-9,02
Perlengkapan Pakaian dari Tekstil	**8.696.029**	**8.737.880**	**0,48**	**129.890.552**	**130.521.858**	**0,49**
Japan	1.484.505	1.405.834	-5,30	17.264.812	15.701.674	-9,05
Hong Kong	21.943	37.622	71,45	432.874	484.247	11,87
Korea, Republic of	167.592	148.077	-11,64	6.530.587	6.279.604	-3,84
Taiwan	1.199.749	1.122.161	-6,47	2.338.257	2.056.848	-12,04
China	38.791	134.032	245,52	1.956.958	2.078.151	6,19
Mongolia	8	126	1.404,67	420	3.829	810,62
Papua New Guinea	499	42	-91,63	8.071	878	-89,12
Thailand	101.271	76.651	-24,31	650.482	800.924	23,13
Singapore	102.041	103.264	1,20	2.188.503	2.028.431	-7,31
Philippines	103.922	236.698	127,76	834.216	1.438.205	72,40
Malaysia	563.528	784.409	39,20	6.246.807	5.537.078	-11,36
Myanmar	3	18	505,84	5	34	527,44
Cambodia	8.687	7.685	-11,53	87.103	92.317	5,99
Brunei Darussalam	7.240	7.011	-3,16	53.465	33.837	-36,71
Nepal	4.221	978	-76,84	11.312	3.489	-69,16

https://www.bps.go.id

Komoditas/Negara Tujuan	Berat Bersih (kg)		Perub	Nilai FOB (US$)		Perub
	Jan–Jun 2023	Jan–Jun 2024	%	Jan–Jun 2023	Jan–Jun 2024	%
(1)	(2)	(3)	(4)	(5)	(6)	(7)
Viet Nam	18.638	18.541	-0,52	314.905	322.009	2,26
Maldives	10.117	6.761	-33,17	85.969	72.826	-15,29
India	75.298	58.998	-21,65	758.564	643.533	-15,16
Pakistan	20.332	235	-98,85	138.138	366	-99,73
Bangladesh	425	2.924	587,29	6.834	8.348	22,16
Sri Lanka	33.418	9.238	-72,36	89.706	19.894	-77,82
Iran (Islamic Republic of)	2.256	19.510	764,72	10.678	154.427	1.346,26
Saudi Arabia	214.402	160.277	-25,24	1.059.714	836.965	-21,02
Israel	3.165	1.992	-37,07	55.334	53.796	-2,78
Kuwait	5.759	11.387	97,72	25.321	47.943	89,34
Lebanon	81	–	–	2.869	–	–
Yemen	8.704	5.460	-37,27	18.196	2.730	-85,00
Oman	34.278	48.884	42,61	272.002	621.412	128,46
Turkey	4.745	1.852	-60,96	93.431	37.478	-59,89
United Arab Emirates	341.353	362.677	6,25	2.633.800	3.375.823	28,17
Qatar	720	25	-96,58	18.189	236	-98,70
Bahrain	29.382	19.510	-33,60	70.697	51.798	-26,73
Cyprus	9.091	5.641	-37,94	29.222	17.955	-38,56
Egypt	2.717	440	-83,82	22.021	77.372	251,36
Libyan Arab Jamahiriya	72	6.749	9.273,61	4.732	43.255	814,02
Morocco	722	–	–	7.510	–	–
Tunisia	14.756	–	–	59.144	–	–
Sudan	–	84	–	–	2	–
Tanzania, United Rep. of	2.261	27.573	1.119,34	41.635	173.094	315,74
Somalia	280.928	309.034	10,00	6.584.957	4.418.565	-32,90
Kenya	14.341	53.456	272,76	61.537	1.403.666	2.181,01
Reunion	12.722	11.667	-8,29	86.865	85.034	-2,11
Togo	14.078	7.574	-46,20	4.326	2.241	-48,20
Ghana	–	7	–	–	2	–
Guinea	30.544	36.020	17,93	51.160	40.353	-21,12
Congo	2	–	–	31	–	–
Cameroon	–	43	–	–	73	–
Nigeria	61.448	21.158	-65,57	246.601	72.380	-70,65
Sierra Leone	–	20	–	–	2	–
Cote D'Ivoire	–	4.300	–	–	1.285	–
Senegal	23.070	30.568	32,50	50.046	32.980	-34,10
Gambia	–	298	–	–	52	–
Seychelles	1.418	158	-88,83	10.834	3.269	-69,82
Chad	–	25	–	–	200	–
Djibouti	55.324	177.948	221,65	1.070.706	2.010.848	87,81
Swaziland	1	–	–	126	–	–
South Africa	19.684	20.262	2,94	295.376	341.561	15,64
Mauritius	2.959	2.845	-3,85	19.372	46.490	139,98
Mayotte	195	257	31,93	1.574	2.206	40,13
Australia	128.570	81.064	-36,95	2.147.599	1.589.283	-26,00
New Zealand	32.674	14.800	-54,70	335.419	134.639	-59,86
Guam	293	527	79,86	3.873	2.632	-32,06
Palau	–	790	–	–	6.120	–
New Caledonia	13.012	4.255	-67,30	161.361	24.044	-85,10
Vanuatu	35	428	1.122,45	794	3.960	398,51
Wallis and Futuna Islands	51	5	-90,20	266	226	-15,20
American Samoa	–	465	–	–	2.325	–
Cook Islands	1.220	3.535	189,73	12.565	26.733	112,76
Fiji	9.137	20.333	122,53	78.695	301.274	282,84
Kiribati	1.300	9.676	644,30	3.142	96.933	2.984,76
Samoa	2.287	2.545	11,30	29.006	39.444	35,99
Tuvalu	–	20	–	–	491	–
East Timor	33.127	39.293	18,61	73.984	50.409	-31,87
United States	1.900.980	1.960.212	3,12	49.049.023	52.797.681	7,64
Canada	115.255	90.668	-21,33	2.844.176	2.259.484	-20,56
Mexico	98.288	28.227	-71,28	752.115	578.331	-23,11
Guatemala	35	–	–	303	–	–
Honduras	–	446	–	–	25.595	–
Panama	2.784	5.070	82,14	101.419	166.961	64,62
Curacao	–	19	–	–	60	–
Suriname	97	1.334	1.275,26	1.536	12.051	684,54
Chile	18.013	12.364	-31,36	126.427	122.508	-3,10
Venezuela	–	17	–	–	103	–
Argentina	1.205	378	-68,62	31.895	14.696	-53,92
Brazil	7.101	23.889	236,42	266.455	279.942	5,06
Colombia	3.765	3.210	-14,76	59.524	154.542	159,63
Bolivia	9	–	–	332	–	–
Uruguay	619	1.016	64,15	19.552	34.465	76,28
Paraguay	21	138	560,51	326	2.681	721,14
Ecuador	391	75	-80,70	6.756	2.507	-62,90
Peru	1.306	7.578	480,13	52.036	82.549	58,64
Bahamas	1.515	–	–	5.226	–	–
Jamaica	2.125	590	-72,25	9.609	2.201	-77,10

https://www.bps.go.id

Lanjutan Tabel 3.6

Komoditas/Negara Tujuan	Berat Bersih (kg)		Perub	Nilai FOB (US$)		Perub
	Jan–Jun 2023	Jan–Jun 2024	%	Jan–Jun 2023	Jan–Jun 2024	%
(1)	(2)	(3)	(4)	(5)	(6)	(7)
Puerto Rico	4.041	1.563	-61,32	17.271	9.240	-46,50
Belize	480	1.705	255,21	1.984	14.282	619,85
Dominican Republic	1.210	2.162	78,63	20.270	10.097	-50,19
El Salvador	20	1.628	8.040,98	388	13.212	3.308,55
Costa Rica	18.395	3.988	-78,32	189.582	44.137	-76,72
Barbados	9	21	133,33	330	388	17,58
Bermuda	–	435	–	–	2.671	–
Cayman Islands	–	5	–	–	260	–
French Guiana	–	2.042	–	–	5.120	–
French Polynesia	3.417	7.288	113,28	33.211	42.600	28,27
Martinique	15.457	1.641	-89,38	156.850	20.533	-86,91
Netherlands Antilles	244	603	147,29	1.530	1.738	13,63
Norfolk Islands	–	13	–	–	257	–
Guadeloupe	9.188	8.218	-10,55	124.699	81.357	-34,76
Saint Kitts and Nevis	93	227	144,70	6.375	14.858	133,07
Virgin Islands (British)	35	246	603,38	1.007	1.740	72,76
U.S. Virgin Islands	21	14	-33,73	369	714	93,77
Saint Martin (French Part)	–	31	–	–	149	–
United Kingdom	82.415	84.712	2,79	1.807.616	2.962.809	63,91
Netherlands	74.006	85.626	15,70	2.344.222	2.632.154	12,28
France	180.595	110.087	-39,04	2.458.246	1.784.285	-27,42
Germany, Fed. Rep. of	227.565	149.757	-34,19	4.437.865	3.210.074	-27,67
Austria	1.693	275	-83,78	41.267	5.397	-86,92
Belgium	145.639	102.954	-29,31	2.786.558	3.421.491	22,79
Switzerland	2.940	3.613	22,86	97.167	125.636	29,30
Luxembourg	~0	–	–	31	–	–
Monaco	1	56	5.168,79	111	1.538	1.283,24
Denmark	3.637	2.869	-21,12	44.733	73.100	63,41
Norway	362	78	-78,57	17.808	3.575	-79,92
Sweden	36.434	46.542	27,74	796.386	985.913	23,80
Finland	411	161	-60,73	24.942	3.227	-87,06
Ireland	119	57	-51,70	3.360	2.735	-18,60
Italy	108.375	76.112	-29,77	945.673	880.332	-6,91
Spain	124.085	91.645	-26,14	2.123.489	1.745.915	-17,78
Portugal	13.802	17.167	24,38	69.995	55.169	-21,18
Greece	53.022	46.322	-12,64	568.964	456.915	-19,69
Hungary	990	2.016	103,73	25.901	30.248	16,78
Poland	20.006	22.279	11,36	442.797	401.631	-9,30
Romania	5.660	72	-98,73	23.461	562	-97,60
Bulgaria	229	9	-96,22	2.311	20	-99,15
Albania	44	2	-95,45	556	36	-93,53
Kazakhstan	299	83	-72,41	289.980	2.490	-99,14
Kyrgyzstan	2	45	2.150,00	26	1.982	7.523,08
Ukraine	133	51	-61,93	3.277	2.084	-36,42
Uzbekistan	~0	~0	-92,42	87	~0	-99,54
Lithuania	23	93	305,65	426	1.501	252,50
Latvia	74	426	479,55	1.933	6.916	257,80
Estonia	–	10	–	–	139	–
Georgia	1.131	2.440	115,74	10.746	22.231	106,88
Croatia	5.904	10.610	79,69	39.049	66.177	69,47
Malta	278	3.460	1.146,73	4.679	17.093	265,34
Slovakia	23	1	-97,83	466	1	-99,79
Slovenia	508	951	87,24	11.727	7.537	-35,73
Czech Republic	10.912	22.019	101,79	571.489	927.708	62,33
Russia Federation	13.241	1.086	-91,80	254.634	38.295	-84,96
Serbia	218	183	-16,22	5.089	2.684	-47,26
Montenegro	22	209	836,19	211	2.020	857,01
Kaos Kaki Rajutan dan Sejenisnya	**3.293.142**	**3.359.065**	**2,00**	**42.853.358**	**41.283.144**	**-3,66**
Japan	257.011	193.601	-24,67	3.787.310	2.601.833	-31,30
Hong Kong	1.159	3.603	210,75	21.938	66.899	204,95
Korea, Republic of	6.491	11.929	83,78	86.478	150.183	73,67
Taiwan	1.063	2.743	158,01	14.633	35.535	142,84
China	7.449	10.745	44,26	114.385	135.039	18,06
Papua New Guinea	653	1.857	184,40	3.987	12.554	214,87
Thailand	8.572	10.234	19,38	133.912	129.680	-3,16
Singapore	4.674	2.082	-55,45	154.087	67.970	-55,89
Philippines	8.795	9.901	12,58	126.246	147.701	17,00
Malaysia	24.320	13.080	-46,22	237.677	167.468	-29,54
Brunei Darussalam	–	100	–	–	336	–
Viet Nam	4.895	2.888	-41,00	66.100	39.135	-40,79
Maldives	240	112	-53,45	3.412	592	-82,65
India	15.552	16.062	3,28	209.752	202.017	-3,69
Sri Lanka	–	8	–	–	108	–
Saudi Arabia	263	329	24,94	6.298	1.690	-73,17
Israel	–	3.257	–	–	38.149	–
Kuwait	128	–	–	3.785	–	–
Yemen	200	–	–	49	–	–

https://www.bps.go.id

Komoditas/Negara Tujuan	Berat Bersih (kg)		Perub	Nilai FOB (US$)		Perub
	Jan–Jun 2023	Jan–Jun 2024	%	Jan–Jun 2023	Jan–Jun 2024	%
(1)	(2)	(3)	(4)	(5)	(6)	(7)
Oman	66	–	–	1.875	–	–
Turkey	58.787	61.962	5,40	668.952	703.618	5,18
United Arab Emirates	26.331	17.663	-32,92	368.801	228.458	-38,05
Qatar	353	–	–	8.645	–	–
Cyprus	~0	–	–	16	–	–
Egypt	–	600	–	–	11.200	–
Morocco	1.836	1.828	-0,42	15.253	13.037	-14,52
Tunisia	–	14.993	–	–	108.504	–
Kenya	–	1.577	–	–	12.311	–
Reunion	–	3	–	–	40	–
Senegal	175	–	–	2.218	–	–
South Africa	7.101	36.938	420,21	96.815	397.368	310,44
Australia	31.645	23.080	-27,06	541.170	438.051	-19,05
New Zealand	167	39	-76,36	1.451	1.562	7,62
Wallis and Futuna Islands	1	–	–	1	–	–
Kiribati	–	33	–	–	12	–
East Timor	1.796	1.153	-35,83	2.596	1.291	-50,29
United States	250.186	219.102	-12,42	3.530.063	2.970.343	-15,86
Canada	139.529	59.700	-57,21	2.235.694	890.011	-60,19
Mexico	39.429	25.295	-35,85	538.697	306.963	-43,02
Panama	3.677	2.334	-36,52	49.304	27.501	-44,22
Chile	31.910	40.445	26,75	541.145	520.406	-3,83
Venezuela	–	34	–	–	178	–
Brazil	3.230	2.208	-31,64	30.018	18.332	-38,93
Colombia	25.299	14.263	-43,62	336.534	180.093	-46,49
Uruguay	4.026	4.388	8,98	53.110	52.540	-1,07
Ecuador	9.015	2.018	-77,61	120.800	25.015	-79,29
Peru	9.625	13.493	40,19	132.909	169.709	27,69
French Polynesia	–	1	–	–	1	–
Netherlands Antilles	1	–	–	2	–	–
Guadeloupe	–	1	–	–	86	–
United Kingdom	136.285	123.931	-9,06	1.701.790	1.483.309	-12,84
Netherlands	71.698	138.782	93,56	745.008	1.219.054	63,63
France	294.191	217.250	-26,15	3.221.423	2.599.426	-19,31
Germany, Fed. Rep. of	767.354	847.296	10,42	10.432.372	11.331.019	8,61
Austria	27.857	7.619	-72,65	347.194	100.296	-71,11
Belgium	155.679	155.036	-0,41	1.832.096	1.841.180	0,50
Switzerland	32.441	41.239	27,12	416.816	503.250	20,74
Denmark	26.567	36.901	38,90	333.754	426.267	27,72
Sweden	125.343	152.794	21,90	1.632.074	1.871.565	14,67
Italy	60.464	81.739	35,19	768.709	969.860	26,17
Spain	221.780	282.772	27,50	2.495.237	3.029.720	21,42
Portugal	1	–	–	6	–	–
Poland	276.413	338.342	22,40	3.573.723	4.021.756	12,54
Romania	33.515	34.601	3,24	291.542	262.244	-10,05
Latvia	–	~0	–	–	10	–
Georgia	–	254	–	–	1.849	–
Croatia	10.637	13.762	29,39	138.461	163.885	18,36
Slovakia	2.427	13.752	466,58	41.410	118.773	186,82
Slovenia	59.178	39.344	-33,52	563.413	370.409	-34,26
Russia Federation	–	2	–	–	61	–
Serbia	5.664	7.967	40,68	72.212	95.690	32,51
Pakaian Jadi dan Perlengkapannya dari	**423.619**	**479.181**	**13,12**	**15.280.609**	**15.544.758**	**1,73**
Japan	11.565	9.878	-14,58	457.111	152.675	-66,60
Hong Kong	1.141	98	-91,39	85.777	21.752	-74,64
Korea, Republic of	55.584	69.249	24,58	443.419	473.626	6,81
Taiwan	1	15	1.995,71	17	837	4.825,36
China	425	195	-54,07	25.295	21.116	-16,52
Papua New Guinea	22.658	13.087	-42,24	250.168	141.776	-43,33
Thailand	147	357	142,52	3.184	17.287	442,98
Singapore	17.751	24.133	35,96	800.793	285.792	-64,31
Philippines	223	208	-6,45	12.922	10.829	-16,20
Malaysia	948	41.676	4.295,62	10.223	305.672	2.889,95
Brunei Darussalam	181	1.929	966,89	1.273	16.986	1.234,25
Nepal	1.406	–	–	3.980	–	–
Viet Nam	4.054	904	-77,71	412.305	74.646	-81,90
Maldives	17	90	432,98	105	3.150	2.912,86
India	1.774	1.413	-20,34	140.476	88.703	-36,86
Pakistan	–	1	–	–	35	–
Sri Lanka	–	3.050	–	–	2.486	–
Turkey	15	169	1.027,03	200	24.024	11.911,76
United Arab Emirates	6	62	904,06	188	3.325	1.668,45
Cyprus	18	–	–	700	–	–
Egypt	–	10.906	–	–	245.699	–
Morocco	24	–	–	3.060	–	–
Algeria	–	949	–	–	49.888	–
Reunion	5	10	100,00	1.238	59	-95,22

https://www.bps.go.id

Lanjutan Tabel 3.6

Komoditas/Negara Tujuan	Berat Bersih (kg)		Perub	Nilai FOB (US$)		Perub
	Jan–Jun 2023	Jan–Jun 2024	%	Jan–Jun 2023	Jan–Jun 2024	%
(1)	(2)	(3)	(4)	(5)	(6)	(7)
Congo	4	–	–	73	–	–
Nigeria	–	16	–	–	20	–
Gabon	–	663	–	–	4.784	–
Senegal	–	37	–	–	666	–
Seychelles	3	–	–	420	–	–
Djibouti	–	20	–	–	129	–
Swaziland	1	–	–	43	–	–
Mauritius	–	280	–	–	31.583	–
Australia	12.892	3.613	-71,97	314.465	107.925	-65,68
New Zealand	66	3	-95,45	1.100	609	-44,66
New Caledonia	–	10	–	–	2.500	–
East Timor	49.136	52.399	6,64	93.947	76.214	-18,88
United States	150.549	165.714	10,07	7.665.142	8.243.086	7,54
Canada	1.746	1.764	1,04	75.886	42.318	-44,23
Mexico	400	17.595	4.298,71	19.475	2.047.366	10.412,90
Panama	46	–	–	3.990	–	–
Brazil	–	165	–	–	6.152	–
Colombia	26	63	139,56	2.277	8.789	285,98
Costa Rica	8	–	–	382	–	–
Guadeloupe	5	–	–	181	–	–
United Kingdom	156	496	218,45	10.781	17.706	64,23
Netherlands	18.950	16.462	-13,13	826.591	757.153	-8,40
France	4.061	2.728	-32,81	182.142	148.884	-18,26
Germany, Fed. Rep. of	17.310	10.901	-37,03	689.084	387.682	-43,74
Austria	533	177	-66,82	42.161	9.651	-77,11
Belgium	23.481	10.608	-54,82	1.084.224	678.746	-37,40
Switzerland	–	5	–	–	308	–
Denmark	7.361	5.219	-29,10	278.856	150.311	-46,10
Sweden	169	–	–	14.755	–	–
Finland	–	3	–	–	640	–
Ireland	–	2	–	–	135	–
Italy	16.664	8.995	-46,02	1.279.703	674.795	-47,27
Spain	1.863	1.580	-15,21	34.080	111.700	227,75
Portugal	–	149	–	–	3.063	–
Greece	6	~0	-96,40	274	1	-99,63
Hungary	10	–	–	137	–	–
Poland	~0	3	1.024,00	56	160	183,99
Romania	–	2	–	–	16	–
Kazakhstan	190	40	-78,88	5.857	155	-97,35
Kyrgyzstan	–	70	–	–	1.600	–
Ukraine	–	1	–	–	100	–
Lithuania	–	86	–	–	8.093	–
Croatia	41	–	–	2.094	–	–
Malta	–	7	–	–	48	–
Czech Republic	–	896	–	–	78.473	–
Russia Federation	–	31	–	–	2.835	–
Sepatu Olahraga	**102.953.685**	**110.636.997**	**7,46**	**2.178.807.046**	**2.168.772.273**	**-0,46**
Japan	5.691.800	5.248.962	-7,78	113.673.448	101.523.971	-10,69
Hong Kong	288.482	223.325	-22,59	7.008.509	5.872.504	-16,21
Korea, Republic of	3.211.147	3.457.840	7,68	62.895.695	57.326.029	-8,86
Taiwan	1.075.171	819.491	-23,78	20.806.663	15.274.549	-26,59
China	9.278.068	8.684.888	-6,39	214.273.295	183.323.595	-14,44
Macau	129	–	–	2.586	–	–
Papua New Guinea	611	2.293	275,34	536	27.387	5.006,88
Thailand	648.053	634.360	-2,11	12.541.450	11.922.531	-4,93
Singapore	612.461	490.856	-19,86	15.361.401	12.460.420	-18,88
Philippines	743.904	754.304	1,40	13.868.081	13.959.565	0,66
Malaysia	944.377	842.556	-10,78	18.342.182	16.329.288	-10,97
Myanmar	–	20	–	–	266	–
Cambodia	29	27	-8,83	628	310	-50,60
Brunei Darussalam	487	24	-95,11	2.094	386	-81,56
Viet Nam	256.065	166.512	-34,97	6.113.104	3.420.630	-44,04
Maldives	397	82	-79,40	8.108	1.360	-83,23
India	989.732	545.505	-44,88	19.691.202	11.838.145	-39,88
Bangladesh	–	3.639	–	–	60.700	–
Sri Lanka	39	165	323,72	20	462	2.209,80
Saudi Arabia	4.208	438.485	10.320,78	56.396	7.361.080	12.952,41
Israel	319.142	319.614	0,15	5.999.695	5.418.958	-9,68
Kuwait	339	–	–	3.702	–	–
Jordan	2	–	–	21	–	–
Lebanon	677	574	-15,22	11.405	13.315	16,75
Yemen	6.196	–	–	19.937	–	–
Oman	275	1.020	270,80	6.138	556	-90,94
Turkey	1.141.270	1.744.800	52,88	19.855.962	26.726.964	34,60
United Arab Emirates	2.648.136	2.222.999	-16,05	47.154.453	38.501.646	-18,35
Qatar	1.205	–	–	13.016	–	–
Bahrain	573	–	–	10.073	–	–

https://www.bps.go.id

Komoditas/Negara Tujuan	Berat Bersih (kg)		Perub	Nilai FOB (US$)		Perub
	Jan–Jun 2023	Jan–Jun 2024	%	Jan–Jun 2023	Jan–Jun 2024	%
(1)	(2)	(3)	(4)	(5)	(6)	(7)
Egypt	212	135	-36,31	6.899	4.968	-27,98
Morocco	108.080	171.906	59,05	1.982.336	2.932.739	47,94
Algeria	311	–	–	6.083	–	–
Tanzania, United Rep. of	85	–	–	2.382	–	–
Madagascar	–	8	–	–	194	–
Somalia	2	25	1.150,00	4	150	3.650,00
Reunion	1.741	927	-46,75	30.258	28.813	-4,78
Nigeria	358	995	177,93	2.700	2.835	5,00
Senegal	120	3.272	2.626,67	4.183	8.484	102,83
Mauritania	35	–	–	1.000	–	–
Djibouti	–	168	–	–	153	–
Swaziland	34	–	–	351	–	–
South Africa	843.523	898.111	6,47	15.416.023	14.977.748	-2,84
Malawi	–	5.036	–	–	28.030	–
Mauritius	3.627	733	-79,80	80.694	18.070	-77,61
Democratic Rep. of the Congo	4.522	–	–	11.328	–	–
Australia	1.883.621	1.871.585	-0,64	44.762.152	43.452.012	-2,93
New Zealand	271.095	247.316	-8,77	6.121.042	5.800.729	-5,23
New Caledonia	82	35	-57,32	2.303	451	-80,42
Wallis and Futuna Islands	1	–	–	2	–	–
Fiji	169	782	364,04	5.304	14.650	176,20
Marshall Islands	–	627	–	–	17.888	–
Solomon Islands	3	–	–	106	–	–
East Timor	129.694	129.348	-0,27	217.527	180.744	-16,91
United States	28.780.415	37.767.917	31,23	664.030.488	765.414.047	15,27
Canada	1.407.817	1.923.247	36,61	32.050.556	39.284.290	22,57
Mexico	4.132.431	4.413.449	6,80	75.689.841	75.072.380	-0,82
Guatemala	–	331	–	–	4.603	–
Honduras	–	239	–	–	3.166	–
Panama	862.020	673.541	-21,86	17.132.182	12.395.445	-27,65
Chile	832.951	885.721	6,34	15.471.096	15.706.425	1,52
Argentina	864.511	850.157	-1,66	17.157.319	14.234.841	-17,03
Brazil	1.289.988	1.563.277	21,19	27.797.229	28.428.287	2,27
Colombia	639.638	394.669	-38,30	11.145.296	6.846.930	-38,57
Bolivia	4.840	7.093	46,55	109.821	120.929	10,11
Uruguay	179.981	180.972	0,55	3.592.662	3.452.263	-3,91
Paraguay	9.200	31.385	241,13	209.624	573.395	173,53
Ecuador	8.380	12.210	45,70	165.828	202.582	22,16
Peru	1.252.642	1.079.190	-13,85	23.220.518	17.419.814	-24,98
Trinidad and Tobago	–	3.511	–	–	65.083	–
Puerto Rico	165	–	–	2.871	–	–
El Salvador	429	3.489	712,62	7.915	54.700	591,14
Cayman Islands	–	5	–	–	1.130	–
Martinique	–	27	–	–	245	–
Netherlands Antilles	–	2.086	–	–	35.289	–
Guadeloupe	761	–	–	4.519	–	–
United Kingdom	3.771.329	3.520.078	-6,66	76.315.918	70.893.046	-7,11
Netherlands	3.383.888	10.685.963	215,79	69.560.668	201.330.514	189,43
France	372.513	316.918	-14,92	8.054.469	6.156.551	-23,56
Germany, Fed. Rep. of	5.877.673	3.290.876	-44,01	111.438.871	59.035.693	-47,02
Austria	27.937	17.987	-35,62	518.739	313.572	-39,55
Belgium	14.639.452	9.305.637	-36,43	316.308.552	201.529.231	-36,29
Switzerland	38.119	23.429	-38,54	980.721	637.896	-34,96
Luxembourg	116.168	168.433	44,99	3.422.991	4.761.425	39,10
Monaco	20.868	51.280	145,73	442.433	830.106	87,62
Denmark	8.733	362	-95,86	163.984	11.183	-93,18
Norway	8.437	4.797	-43,14	215.144	117.764	-45,26
Sweden	41.008	66.652	62,54	1.033.238	1.627.784	57,54
Finland	15	283	1.733,24	480	5.244	992,49
Ireland	8.624	5.189	-39,83	114.559	94.898	-17,16
Italy	1.461.176	1.621.496	10,97	23.566.943	25.756.865	9,29
Spain	1.181.396	1.279.338	8,29	21.376.318	27.206.930	27,28
Portugal	57	210	272,17	1.004	5.851	482,96
Iceland	283	185	-34,39	8.362	5.607	-32,94
Greece	454.329	43.900	-90,34	7.777.459	670.277	-91,38
Hungary	965	26	-97,31	30.942	1.340	-95,67
Poland	54.072	49.883	-7,75	1.269.323	960.526	-24,33
Romania	5.442	44.593	719,38	116.341	781.727	571,93
Bulgaria	6.088	8.209	34,85	212.415	174.951	-17,64
Kazakhstan	36.730	117.983	221,21	600.384	2.205.643	267,37
Kyrgyzstan	–	40	–	–	125	–
Ukraine	23.860	39.160	64,13	428.625	787.588	83,75
Latvia	2.166	4.485	107,05	46.863	84.665	80,67
Estonia	9	–	–	294	–	–
Croatia	5.498	29.688	440,02	79.628	527.827	562,87
Malta	296	105.326	35.483,98	4.677	2.053.692	43.814,74
Slovakia	79	14.698	18.587,93	1.031	240.563	23.235,29
Slovenia	13.293	55.527	317,70	276.890	1.105.935	299,41

https://www.bps.go.id

Lanjutan Tabel 3.6

Komoditas/Negara Tujuan	Berat Bersih (kg)		Perub	Nilai FOB (US$)		Perub
	Jan–Jun 2023	Jan–Jun 2024	%	Jan–Jun 2023	Jan–Jun 2024	%
(1)	(2)	(3)	(4)	(5)	(6)	(7)
Czech Republic	5.045	5.475	8,52	95.606	105.573	10,43
Russia Federation	10.217	2.156	-78,90	139.400	55.492	-60,19
Serbia	1.459	30.048	1.959,47	43.539	530.367	1.118,15
Montenegro	–	822	–	–	16.710	–
Alas Kaki untuk Keperluan Sehari-Hari	**47.252.714**	**52.880.031**	**11,91**	**986.764.100**	**1.007.710.860**	**2,12**
Japan	3.308.424	3.326.671	0,55	70.205.081	70.166.230	-0,06
Hong Kong	260.166	308.841	18,71	5.892.606	6.626.905	12,46
Korea, Republic of	1.953.491	2.013.087	3,05	44.160.112	36.376.574	-17,63
Taiwan	478.243	525.062	9,79	8.207.307	9.128.210	11,22
China	4.515.763	3.691.421	-18,25	108.333.997	83.530.979	-22,89
Mongolia	2.243	2.584	15,21	68.968	87.414	26,75
Papua New Guinea	5.916	14.696	148,42	64.504	83.406	29,30
Thailand	267.698	304.430	13,72	5.093.743	7.166.671	40,70
Singapore	402.275	443.382	10,22	11.299.119	14.475.582	28,11
Philippines	212.908	373.083	75,23	3.174.577	5.418.094	70,67
Malaysia	332.882	353.066	6,06	5.738.229	5.782.692	0,77
Myanmar	4.443	42.186	849,55	26.370	189.270	617,75
Cambodia	27.751	31.975	15,22	634.475	471.393	-25,70
Brunei Darussalam	2.188	14.812	576,92	19.143	26.706	39,50
Nepal	332	–	–	403	–	–
Viet Nam	429.658	577.066	34,31	6.525.077	9.114.333	39,68
Maldives	11.653	7.247	-37,81	40.830	16.840	-58,75
India	392.139	442.908	12,95	7.181.171	8.369.543	16,55
Pakistan	–	2.146	–	–	18.378	–
Bangladesh	193	315	63,61	1.292	3.180	146,15
Sri Lanka	1.337	715	-46,51	16.000	10.016	-37,40
Saudi Arabia	14.157	61.066	331,35	216.479	926.384	327,93
Israel	108.281	110.691	2,23	2.347.446	2.020.791	-13,92
Kuwait	2.900	272	-90,63	28.032	5.461	-80,52
Jordan	379	526	38,75	4.480	5.665	26,45
Lebanon	386	1.506	290,15	5.522	24.036	335,30
Yemen	10.649	–	–	47.353	–	–
Oman	2.111	111	-94,72	28.872	1.827	-93,67
Turkey	436.520	613.688	40,59	6.883.755	9.507.970	38,12
United Arab Emirates	668.194	715.833	7,13	12.113.898	11.420.715	-5,72
Qatar	1.168	–	–	11.771	–	–
Bahrain	1.255	–	–	13.783	–	–
Cyprus	22	2.376	10.945,61	1.341	26.944	1.909,17
Egypt	4	16.860	433.316,45	42	249.762	594.571,90
Morocco	18.525	32.954	77,89	370.441	456.349	23,19
Algeria	36.234	1.067	-97,05	531.333	22.396	-95,78
Sudan	1	56.651	5.664.958,20	65	631.166	970.924,07
Tanzania, United Rep. of	5.640	2.422	-57,06	6.273	1.618	-74,21
Madagascar	–	180	–	–	372	–
Somalia	5.660	197	-96,52	151.340	2.793	-98,15
Kenya	14.364	2.861	-80,09	245.881	57.087	-76,78
Reunion	36	4.414	12.162,34	207	47.672	22.943,23
Mozambique	2.715	500	-81,58	13.983	5.024	-64,07
Togo	1.752	2	-99,89	605	13	-97,89
Guinea	4.450	4.112	-7,59	23.570	26.090	10,69
Angola	909	842	-7,41	14.749	13.793	-6,48
Cameroon	–	21	–	–	33	–
Nigeria	684	1.160	69,52	3.510	13.422	282,40
Cote D'Ivoire	3	–	–	30	–	–
Senegal	1.699	4.924	189,80	18.425	2.480	-86,54
Burkina Faso	14.275	–	–	36.563	–	–
Gambia	150	537	258,00	2.925	4.876	66,71
Seychelles	–	33	–	–	370	–
Uganda	1.933	106	-94,52	19.417	166	-99,15
Djibouti	5.510	1.157	-79,01	21.570	3.820	-82,29
South Africa	374.720	494.383	31,93	5.749.199	7.607.208	32,32
Mauritius	675	754	11,73	24.856	20.186	-18,79
Australia	1.196.795	1.081.811	-9,61	27.254.199	23.870.588	-12,42
New Zealand	144.758	103.580	-28,45	3.122.368	2.173.007	-30,41
New Caledonia	423	100	-76,30	11.200	2.312	-79,35
Wallis and Futuna Islands	1	–	–	4	–	–
Fiji	1.591	–	–	18.679	–	–
Kiribati	–	33	–	–	103	–
Solomon Islands	–	72.426	–	–	207.439	–
East Timor	314.368	431.518	37,27	444.332	601.171	35,30
United States	12.032.404	16.865.962	40,17	244.796.180	304.791.362	24,51
Canada	604.494	762.188	26,09	13.343.094	14.531.195	8,90
Mexico	1.141.548	1.400.208	22,66	17.555.076	20.317.755	15,74
Guatemala	16	–	–	98	–	–
Panama	247.824	251.033	1,29	4.871.041	4.447.354	-8,70
Curacao	–	29	–	–	1.341	–
Chile	224.141	255.743	14,10	3.979.561	4.154.214	4,39

https://www.bps.go.id

Komoditas/Negara Tujuan	Berat Bersih (kg)		Perub	Nilai FOB (US$)		Perub
	Jan–Jun 2023	Jan–Jun 2024	%	Jan–Jun 2023	Jan–Jun 2024	%
(1)	(2)	(3)	(4)	(5)	(6)	(7)
Venezuela	–	4.519	–	–	26.114	–
Argentina	545.881	545.482	-0,07	10.289.223	9.675.889	-5,96
Brazil	248.669	321.536	29,30	4.683.466	5.128.356	9,50
Colombia	97.944	97.538	-0,42	1.368.311	1.291.835	-5,59
Bolivia	391	1.840	370,93	7.086	41.072	479,64
Uruguay	81.307	82.158	1,05	1.598.953	1.501.573	-6,09
Paraguay	19.831	23.199	16,98	383.399	371.021	-3,23
Ecuador	3.576	10.052	181,11	56.024	147.807	163,83
Peru	257.668	317.681	23,29	4.395.651	4.616.501	5,02
Trinidad and Tobago	–	2.969	–	–	55.045	–
Jamaica	751	–	–	13.833	–	–
Puerto Rico	607	2.274	274,37	8.290	27.315	229,49
Dominican Republic	1.690	4.096	142,41	18.377	45.022	144,99
El Salvador	1.379	5.916	328,87	23.485	69.810	197,25
Costa Rica	781	328	-58,04	29.432	9.348	-68,24
Barbados	22	–	–	168	–	–
French Polynesia	282	858	204,26	2.408	12.622	424,11
Martinique	28	–	–	351	–	–
Netherlands Antilles	86	–	–	2.799	–	–
Guadeloupe	–	5	–	–	705	–
United Kingdom	1.934.777	1.836.113	-5,10	37.120.106	34.766.368	-6,34
Netherlands	2.242.023	4.679.887	108,74	48.648.097	87.403.917	79,67
France	225.155	650.829	189,06	3.663.649	10.968.555	199,39
Germany, Fed. Rep. of	2.367.208	1.819.704	-23,13	42.346.756	30.844.724	-27,16
Austria	185.824	40.717	-78,09	5.218.202	730.809	-86,00
Belgium	4.278.154	2.750.950	-35,70	86.381.517	57.371.868	-33,58
Switzerland	16.858	24.073	42,79	772.196	606.562	-21,45
Monaco	2.331	7.575	224,95	41.850	105.683	152,53
Denmark	965.937	642.836	-33,45	28.553.461	20.122.269	-29,53
Norway	2.419	663	-72,58	67.317	31.079	-53,83
Sweden	102.019	73.764	-27,70	2.592.758	1.515.847	-41,54
Finland	329	2.045	520,92	13.103	51.770	295,11
Ireland	2.261	841	-62,80	36.564	17.503	-52,13
Italy	1.486.099	1.499.767	0,92	29.431.018	27.652.927	-6,04
Spain	391.218	342.502	-12,45	6.822.688	7.011.314	2,76
Portugal	210.644	171.866	-18,41	14.115.797	10.709.040	-24,13
Greece	114.034	24.579	-78,45	1.728.374	483.104	-72,05
Andorra	1.541	–	–	27.950	–	–
Hungary	8.082	11.339	40,30	156.694	197.062	25,76
Poland	491.301	230.081	-53,17	13.511.872	6.611.380	-51,07
Romania	368	17.458	4.638,20	6.627	304.016	4.487,28
Bulgaria	649	971	49,65	14.274	24.390	70,87
Kazakhstan	20.126	30.874	53,40	297.417	582.688	95,92
Kyrgyzstan	–	10	–	–	900	–
Ukraine	23.986	28.058	16,98	404.067	472.637	16,97
Lithuania	–	2.256	–	–	40.858	–
Latvia	44	1.547	3.416,82	2.412	34.431	1.327,41
Georgia	706	5	-99,26	12.607	1.785	-85,84
Croatia	11.941	54.159	353,53	208.686	860.918	312,54
Malta	1.662	25.609	1.441,23	20.199	460.607	2.180,31
Slovakia	70.738	28.534	-59,66	4.449.602	1.844.808	-58,54
Slovenia	41.422	139.104	235,82	787.071	3.398.560	331,80
Czech Republic	17.593	828	-95,29	334.402	14.420	-95,69
Russia Federation	483.056	439.092	-9,10	14.388.542	13.286.531	-7,66
Serbia	37.289	47.406	27,13	690.418	874.819	26,71
Montenegro	–	1.009	–	–	19.927	–
Barang dari Kulit dan Kulit Komposisi	**32.965.385**	**38.493.172**	**16,77**	**544.527.557**	**599.289.685**	**10,06**
Japan	985.107	861.758	-12,52	17.455.633	16.737.004	-4,12
Hong Kong	179.295	265.513	48,09	4.310.211	6.330.691	46,88
Korea, Republic of	529.095	611.930	15,66	8.293.273	10.092.811	21,70
Taiwan	170.675	197.078	15,47	2.342.095	3.360.388	43,48
China	959.697	1.261.360	31,43	20.384.733	25.320.941	24,22
Macau	87	917	956,97	3.667	44.511	1.113,86
Papua New Guinea	397	807	103,10	8.848	16.056	81,47
Thailand	123.060	160.159	30,15	2.093.553	2.868.159	37,00
Singapore	312.675	312.388	-0,09	8.572.751	11.636.986	35,74
Philippines	162.964	182.009	11,69	2.633.097	2.889.614	9,74
Malaysia	263.391	300.629	14,14	2.872.711	3.840.994	33,71
Cambodia	6.725	8.176	21,57	78.762	100.729	27,89
Brunei Darussalam	2.562	2.695	5,19	20.506	22.371	9,09
Viet Nam	29.471	477.894	1.521,56	533.858	3.599.266	574,20
Maldives	4.911	2.390	-51,34	51.917	38.163	-26,49
India	27.910	58.667	110,20	512.659	806.284	57,27
Pakistan	–	198	–	–	1.668	–
Bangladesh	30.456	27.812	-8,68	312.432	243.509	-22,06
Sri Lanka	142	58	-58,77	194	938	384,02
Iraq	15.903	–	–	158.253	–	–

https://www.bps.go.id

Lanjutan Tabel 3.6

Komoditas/Negara Tujuan	Berat Bersih (kg)		Perub	Nilai FOB (US$)		Perub
	Jan–Jun 2023	Jan–Jun 2024	%	Jan–Jun 2023	Jan–Jun 2024	%
(1)	(2)	(3)	(4)	(5)	(6)	(7)
Iran (Islamic Republic of)	1.372	20	-98,54	13.393	828	-93,82
Saudi Arabia	31.192	114.286	266,39	801.186	2.049.190	155,77
Israel	49.269	37.154	-24,59	898.556	577.390	-35,74
Kuwait	3.228	15.112	368,13	64.819	518.144	699,37
Jordan	3.718	1.166	-68,64	74.756	16.449	-78,00
Lebanon	952	657	-30,99	19.453	12.304	-36,75
Yemen	380	–	–	270	–	–
Oman	–	92	–	–	569	–
Turkey	85.059	78.029	-8,27	1.079.345	1.294.756	19,96
United Arab Emirates	407.072	349.742	-14,08	6.293.633	5.703.679	-9,37
Qatar	7	9.693	138.373,51	341	57.384	16.728,74
Egypt	467	16.476	3.431,74	10.237	399.589	3.803,22
Libyan Arab Jamahiriya	1.169	–	–	6.787	–	–
Morocco	5.732	10.455	82,40	106.757	179.489	68,13
Algeria	–	19	–	–	116	–
Namibia	105	–	–	457	–	–
Tanzania, United Rep. of	1.469	3.145	114,10	29.503	21.014	-28,77
Kenya	–	6	–	–	108	–
Reunion	777	2.576	231,50	10.186	21.191	108,05
Togo	1	–	–	10	–	–
Ghana	11.200	256	-97,71	48.640	1.704	-96,50
Angola	–	6	–	–	~0	–
Cameroon	–	17	–	–	88	–
Nigeria	298	704	136,14	482	11.123	2.210,07
Senegal	80	–	–	66	–	–
Mauritania	–	~0	–	–	~0	–
Seychelles	120	66	-45,28	5.616	672	-88,03
Uganda	354	222	-37,29	940	466	-50,43
Djibouti	–	43	–	–	50	–
Swaziland	2	–	–	4	–	–
South Africa	112.589	126.891	12,70	1.417.908	1.630.268	14,98
Mauritius	1.198	1.814	51,39	11.137	11.289	1,37
Mayotte	–	628	–	–	2.489	–
Australia	237.973	382.405	60,69	3.594.261	5.317.257	47,94
New Zealand	36.833	32.370	-12,12	532.405	517.416	-2,82
Guam	373	183	-50,85	1.332	1.581	18,70
New Caledonia	2.926	2.165	-26,01	37.139	22.353	-39,81
Northern Mariana Islands	150	–	–	557	–	–
Vanuatu	–	441	–	–	1.736	–
Wallis and Futuna Islands	50	75	50,00	65	353	443,38
Cook Islands	240	743	209,58	2.482	4.037	62,60
Fiji	4.018	437	-89,12	67.344	7.502	-88,86
Kiribati	–	14	–	–	39	–
Samoa	–	298	–	–	97	–
East Timor	40.288	29.018	-27,97	67.150	50.878	-24,23
United States	19.524.517	23.067.329	18,15	308.408.468	334.838.642	8,57
Canada	1.233.888	1.090.373	-11,63	29.798.515	24.154.424	-18,94
Mexico	354.766	452.955	27,68	5.490.503	6.862.340	24,99
Panama	82.625	95.001	14,98	1.505.525	1.801.870	19,68
Cuba	–	383	–	–	6.694	–
Chile	35.183	45.029	27,98	574.291	660.512	15,01
Argentina	14.273	29.885	109,39	257.798	503.724	95,39
Brazil	167.689	197.513	17,79	2.320.289	2.544.032	9,64
Colombia	20.995	24.518	16,78	387.634	403.882	4,19
Bolivia	3.174	1.386	-56,32	61.451	26.306	-57,19
Uruguay	19.511	24.538	25,77	335.332	521.906	55,64
Paraguay	1.510	1.181	-21,79	23.905	29.474	23,30
Ecuador	2.194	4.425	101,66	57.097	107.500	88,27
Peru	30.370	30.504	0,44	449.835	420.634	-6,49
Jamaica	1.050	4	-99,62	3.182	360	-88,68
Puerto Rico	74	388	423,95	948	530	-44,07
Dominican Republic	922	263	-71,45	313	2.338	647,47
El Salvador	742	2.897	290,37	9.918	67.206	577,61
Costa Rica	7.293	510	-93,00	137.341	8.999	-93,45
Haiti	–	15	–	–	~0	–
Barbados	2	11	587,50	52	150	188,46
Bermuda	110	28	-74,55	1.386	835	-39,76
Cayman Islands	20	–	–	501	–	–
French Guiana	–	121	–	–	7.846	–
French Polynesia	5.328	8.497	59,48	105.680	172.853	63,56
Martinique	388	707	82,22	4.098	11.502	180,68
Netherlands Antilles	32	295	822,92	771	5.214	576,52
Guadeloupe	1.494	1.420	-4,96	11.083	9.323	-15,88
Saint Kitts and Nevis	339	153	-54,93	19.052	10.779	-43,42
Virgin Islands (British)	336	28	-91,79	4.767	195	-95,91
U.S. Virgin Islands	45	1	-96,83	1.165	72	-93,82
United Kingdom	645.029	698.956	8,36	8.871.946	11.143.682	25,61
Netherlands	1.215.556	1.421.359	16,93	28.490.519	27.619.516	-3,06

https://www.bps.go.id

Komoditas/Negara Tujuan	Berat Bersih (kg)		Perub	Nilai FOB (US$)		Perub
	Jan–Jun 2023	Jan–Jun 2024	%	Jan–Jun 2023	Jan–Jun 2024	%
(1)	(2)	(3)	(4)	(5)	(6)	(7)
France	67.446	207.070	207,02	1.663.144	3.622.934	117,84
Germany, Fed. Rep. of	879.439	1.223.057	39,07	13.564.528	20.597.961	51,85
Austria	5.278	18.467	249,91	41.811	243.697	482,85
Belgium	2.486.118	2.172.294	-12,62	37.799.696	33.870.141	-10,40
Switzerland	22.265	14.167	-36,37	436.250	220.517	-49,45
Monaco	2.158	1.559	-27,77	40.740	30.077	-26,17
Denmark	11.458	21.326	86,12	135.673	282.823	108,46
Norway	2.637	4.752	80,23	83.218	99.461	19,52
Sweden	9.555	58.628	513,57	127.626	759.898	495,41
Finland	2.169	2.795	28,87	125.570	59.201	-52,85
Ireland	39	11.442	29.089,31	232	152.596	65.572,37
Italy	586.317	696.363	18,77	9.370.090	10.578.864	12,90
Spain	437.247	467.909	7,01	4.132.420	4.612.622	11,62
Portugal	4.196	2.635	-37,20	67.211	37.354	-44,42
Iceland	12	–	–	353	–	–
Greece	27.695	13.714	-50,48	485.461	198.456	-59,12
Hungary	712	1.241	74,43	5.672	8.506	49,96
Poland	53.540	158.852	196,70	593.367	1.909.797	221,86
Romania	2.641	31.970	1.110,32	49.935	455.084	811,36
Bulgaria	891	5.151	477,92	10.364	70.659	581,78
Albania	50	1	-98,00	902	24	-97,34
Azerbaijan	–	39	–	–	632	–
Belarus	48	–	–	647	–	–
Kazakhstan	3.384	5.905	74,51	78.885	110.290	39,81
Kyrgyzstan	1	165	16.400,00	5	6.060	121.100,00
Ukraine	5.155	9.377	81,90	128.581	158.471	23,25
Uzbekistan	~0	–	–	31	–	–
Lithuania	500	206	-58,75	7.551	3.274	-56,65
Latvia	1.952	24.760	1.168,25	27.442	329.963	1.102,42
Estonia	1.427	137	-90,40	18.197	1.282	-92,96
Georgia	1.896	10	-99,45	7.371	420	-94,30
Croatia	3.191	1.974	-38,16	7.387	30.348	310,86
Malta	466	17.593	3.678,62	14.580	169.112	1.059,86
Slovakia	688	28.618	4.062,02	9.817	396.141	3.935,40
Slovenia	5.245	29.320	459,05	107.325	480.113	347,34
Czech Republic	116.820	75.752	-35,16	2.126.446	941.318	-55,73
Rep. of Macedonia	126	–	–	3.594	–	–
Russia Federation	6.835	2.650	-61,22	63.317	51.532	-18,61
Serbia	1.152	32.739	2.743,04	22.383	472.035	2.008,94
Sepatu Teknik Lapangan/Keperluan	**3.209.281**	**4.494.105**	**40,03**	**49.083.061**	**64.009.751**	**30,41**
Japan	2.557	753	-70,57	47.444	12.006	-74,69
Hong Kong	6.265	4.431	-29,27	97.067	60.967	-37,19
Korea, Republic of	1.123.394	1.039.106	-7,50	14.132.003	13.944.385	-1,33
Taiwan	245	2.585	953,34	2.439	40.098	1.543,97
China	27.467	128.697	368,55	373.525	1.443.530	286,46
Mongolia	8	–	–	26	–	–
Papua New Guinea	52.092	27.562	-47,09	787.519	426.543	-45,84
Thailand	18.459	23.721	28,51	239.703	272.234	13,57
Singapore	87.256	72.090	-17,38	1.133.110	883.611	-22,02
Philippines	35.985	34.480	-4,18	472.171	443.970	-5,97
Malaysia	1.925	27.519	1.329,44	23.066	392.283	1.600,67
Brunei Darussalam	5.971	5.383	-9,85	76.918	67.418	-12,35
Lao People'S Dem. Rep.	770	–	–	20.521	–	–
Viet Nam	27.806	25.864	-6,98	428.935	414.581	-3,35
India	6.173	22.681	267,44	86.788	312.569	260,15
Bangladesh	–	63	–	–	1.020	–
Saudi Arabia	242	1.720	611,58	2.154	18.083	739,56
Israel	–	12.698	–	–	251.318	–
Turkey	8.672	101.704	1.072,79	98.857	1.140.275	1.053,46
United Arab Emirates	1.885	18.686	891,15	36.489	206.248	465,23
Egypt	4.179	396	-90,52	104.547	9.865	-90,56
Morocco	–	2.401	–	–	24.457	–
Tanzania, United Rep. of	3.330	7.829	135,11	66.798	169.397	153,60
Madagascar	2.840	–	–	74.130	–	–
Kenya	290	–	–	5.949	–	–
Ghana	3.145	2.775	-11,76	67.488	57.975	-14,10
Senegal	–	157	–	–	2.822	–
South Africa	14.299	49.847	248,60	225.864	581.810	157,59
Australia	540.353	521.830	-3,43	12.250.441	11.698.808	-4,50
New Zealand	23.482	28.117	19,73	436.442	541.266	24,02
New Caledonia	1.584	–	–	41.079	–	–
Fiji	–	496	–	–	4.820	–
East Timor	–	8	–	–	97	–
United States	372.354	728.220	95,57	4.497.433	9.210.593	104,80
Canada	12.808	27.970	118,38	141.490	306.427	116,57
Mexico	99.519	257.891	159,14	1.124.010	2.659.317	136,59
Panama	9.108	38.621	324,05	113.250	410.386	262,37

https://www.bps.go.id

Lanjutan Tabel 3.6

Komoditas/Negara Tujuan	Berat Bersih (kg)		Perub	Nilai FOB (US$)		Perub
	Jan–Jun 2023	Jan–Jun 2024	%	Jan–Jun 2023	Jan–Jun 2024	%
(1)	(2)	(3)	(4)	(5)	(6)	(7)
Chile	21.583	47.376	119,51	247.050	577.807	133,88
Argentina	19.032	21.359	12,23	644.631	333.386	-48,28
Brazil	–	36.955	–	–	452.308	–
Colombia	–	6.425	–	–	72.356	–
Bolivia	–	4.773	–	–	63.107	–
Uruguay	1.429	8.054	463,72	15.398	94.152	511,46
Paraguay	489	2.923	498,17	5.639	29.943	431,00
Ecuador	2.051	9.132	345,19	23.658	99.369	320,02
Peru	1.733	44.010	2.439,51	18.863	521.907	2.666,86
Guyana	–	1.994	–	–	33.245	–
El Salvador	3.632	5.433	49,61	43.769	70.489	61,05
United Kingdom	67.296	90.810	34,94	1.193.961	1.470.760	23,18
Netherlands	198.090	162.148	-18,14	2.723.162	2.833.124	4,04
France	13.407	3	-99,98	142.230	53	-99,96
Germany, Fed. Rep. of	96.043	543.731	466,13	1.078.699	6.437.967	496,83
Austria	5.444	–	–	60.444	–	–
Belgium	–	3.483	–	–	31.661	–
Sweden	201.052	125.544	-37,56	4.385.140	3.010.773	-31,34
Finland	–	837	–	–	22.708	–
Ireland	–	2	–	–	1.256	–
Italy	49.232	37.756	-23,31	919.702	350.494	-61,89
Spain	21.108	23.212	9,97	234.974	303.561	29,19
Kazakhstan	–	714	–	–	7.807	–
Ukraine	6.621	13.175	98,98	70.300	139.603	98,58
Georgia	–	3	–	–	30	–
Croatia	–	31.313	–	–	348.845	–
Slovenia	–	56.639	–	–	693.857	–
Czech Republic	6.574	–	–	67.785	–	–
Kulit Disamak	**2.055.214**	**2.077.241**	**1,07**	**50.037.751**	**41.662.688**	**-16,74**
Japan	9.880	8.303	-15,96	587.246	484.840	-17,44
Hong Kong	63.154	112.654	78,38	1.337.968	1.951.160	45,83
Korea, Republic of	88.133	105.384	19,57	7.640.795	4.880.510	-36,13
Taiwan	47.886	49.128	2,59	6.971.808	691.579	-90,08
China	1.073.648	949.030	-11,61	3.496.747	3.775.393	7,97
Papua New Guinea	–	404	–	–	6.966	–
Thailand	43.958	57.054	29,79	1.208.831	1.175.232	-2,78
Singapore	30.043	38.586	28,44	4.492.064	5.544.933	23,44
Philippines	91.628	72.818	-20,53	2.563.059	1.965.254	-23,32
Malaysia	80.332	75.667	-5,81	1.277.851	1.042.135	-18,45
Myanmar	1.835	3.574	94,74	187.079	265.893	42,13
Cambodia	11.668	13.296	13,96	262.835	376.982	43,43
Lao People'S Dem. Rep.	–	174	–	–	12.696	–
Viet Nam	389.050	394.495	1,40	10.363.594	10.451.757	0,85
India	82.031	160.259	95,36	2.041.122	3.799.678	86,16
Pakistan	–	530	–	–	15.695	–
Bangladesh	4.384	1.898	-56,71	210.566	81.543	-61,27
Sri Lanka	190	570	200,79	10.298	29.466	186,12
Turkey	9.811	6.874	-29,94	886.580	434.375	-51,01
United Arab Emirates	12	12	4,33	750	1.989	165,16
Morocco	5	–	–	143	–	–
Australia	1.508	2.629	74,32	55.953	91.309	63,19
New Zealand	40	–	–	636	–	–
East Timor	1	5	900,00	2	2	0,00
United States	706	1.419	101,02	179.887	70.902	-60,59
Canada	14	31	122,56	36	407	1.031,89
Mexico	9.545	10.571	10,74	1.234.651	1.233.276	-0,11
Brazil	12	19	58,81	31	70	125,81
United Kingdom	64	540	737,88	520	52.517	10.006,65
Netherlands	458	–	–	1.765	–	–
France	64	831	1.197,38	3.355	23.804	609,41
Germany, Fed. Rep. of	1.700	1.143	-32,72	260.480	30.951	-88,12
Switzerland	–	16	–	–	560	–
Monaco	64	–	–	5.282	–	–
Denmark	–	62	–	–	1.580	–
Sweden	1.296	1.609	24,20	63.563	77.903	22,56
Italy	8.432	5.188	-38,47	4.435.221	2.901.360	-34,58
Spain	769	420	-45,35	165.192	98.461	-40,40
Portugal	2.076	619	-70,20	55.869	17.707	-68,31
Poland	37	8	-78,38	500	618	23,60
Romania	–	75	–	–	1.109	–
Armenia	319	118	-63,17	14.105	6.240	-55,76
Slovakia	1	–	–	22	–	–
Czech Republic	463	1.134	144,90	21.346	51.969	143,46
Russia Federation	–	92	–	–	13.866	–
Kulit Diawetkan	**3.585**	**7.651**	**113,45**	**419.636**	**825.942**	**96,82**
Japan	67	–	–	574	–	–

https://www.bps.go.id

Komoditas/Negara Tujuan	Berat Bersih (kg)		Perub	Nilai FOB (US$)		Perub
	Jan–Jun 2023	Jan–Jun 2024	%	Jan–Jun 2023	Jan–Jun 2024	%
(1)	(2)	(3)	(4)	(5)	(6)	(7)
Singapore	10	–	–	10.998	–	–
Denmark	–	7.651	–	–	825.942	–
Italy	3.508	–	–	408.064	–	–
Kayu Lapis	**595.617.339**	**675.255.155**	**13,37**	**577.893.843**	**626.978.712**	**8,49**
Japan	122.635.785	142.798.379	16,44	150.602.858	160.338.774	6,46
Hong Kong	1.848.778	1.640.391	-11,27	1.603.718	1.357.671	-15,34
Korea, Republic of	104.866.537	130.066.985	24,03	86.802.538	101.777.461	17,25
Taiwan	40.564.692	35.189.569	-13,25	30.691.347	26.567.864	-13,44
China	2.309.740	1.804.149	-21,89	2.077.276	1.496.395	-27,96
Papua New Guinea	–	604	–	–	1.593	–
Thailand	4.816.820	5.154.110	7,00	6.077.927	4.473.210	-26,40
Singapore	18.042.490	17.935.315	-0,59	13.556.098	12.482.810	-7,92
Philippines	5.113.078	4.422.307	-13,51	6.360.862	4.766.245	-25,07
Malaysia	66.521.711	71.837.095	7,99	49.416.129	49.876.056	0,93
Cambodia	–	121.102	–	–	87.926	–
Brunei Darussalam	648.981	513.593	-20,86	497.422	377.074	-24,19
Viet Nam	5.805.788	5.241.211	-9,72	6.738.627	5.431.534	-19,40
Maldives	41.473	55.758	34,44	42.061	50.016	18,91
India	10.910.867	10.296.996	-5,63	10.618.943	9.593.006	-9,66
Iraq	795.429	103.674	-86,97	608.465	71.306	-88,28
Saudi Arabia	24.738.178	30.795.381	24,49	23.165.258	26.017.525	12,31
Israel	–	23.443	–	–	26.608	–
Kuwait	1.692.609	1.678.428	-0,84	1.519.579	1.569.126	3,26
Jordan	480.711	859.616	78,82	367.917	613.667	66,79
Lebanon	169.659	47.303	-72,12	141.784	38.405	-72,91
Yemen	–	442.678	–	–	260.768	–
Oman	644.779	348.624	-45,93	638.169	358.334	-43,85
Turkey	69.603	175.426	152,04	68.828	205.649	198,79
United Arab Emirates	9.967.368	8.914.427	-10,56	8.748.541	6.409.192	-26,74
Qatar	1.126.534	1.331.750	18,22	875.223	889.177	1,59
Bahrain	496.648	455.068	-8,37	407.953	320.650	-21,40
Cyprus	63.488	–	–	66.384	–	–
Egypt	677.817	47.368	-93,01	471.523	28.364	-93,98
Libyan Arab Jamahiriya	154.151	–	–	114.001	–	–
Algeria	1.764.390	325.788	-81,54	1.440.199	276.733	-80,79
Tanzania, United Rep. of	21.026	24.640	17,19	23.195	18.531	-20,11
Somalia	229.696	18.924	-91,76	225.811	23.550	-89,57
Mozambique	–	12.320	–	–	9.386	–
Liberia	–	15.330	–	–	10.220	–
Senegal	62.806	–	–	51.041	–	–
Djibouti	22.496	43.528	93,49	18.623	40.956	119,92
South Africa	311.112	466.221	49,86	345.561	494.921	43,22
Zambia	–	1	–	–	3	–
Comoros	–	11.490	–	–	16.239	–
Australia	8.315.868	7.027.532	-15,49	12.220.961	9.265.553	-24,18
New Zealand	373.500	525.798	40,78	428.764	735.102	71,45
Saint Vincent and the Grenadines	17.840	–	–	18.615	–	–
Vanuatu	–	13.500	–	–	12.002	–
East Timor	915.805	674.367	-26,36	591.295	392.381	-33,64
United States	120.162.085	158.707.162	32,08	111.614.147	156.608.573	40,31
Canada	841.064	1.220.296	45,09	1.184.635	1.939.283	63,70
Mexico	1.524.150	2.058.391	35,05	1.563.828	2.144.671	37,14
Chile	–	220.071	–	–	150.227	–
Venezuela	–	21.055	–	–	23.250	–
Brazil	–	6	–	–	16	–
Peru	98.400	44.298	-54,98	111.115	54.969	-50,53
Trinidad and Tobago	–	24.940	–	–	26.589	–
Puerto Rico	–	47.830	–	–	33.949	–
Dominican Republic	44.230	18.225	-58,79	29.514	27.863	-5,60
Costa Rica	1.307	–	–	850	–	–
United Kingdom	16.532.247	12.423.006	-24,86	21.490.486	16.692.803	-22,32
Netherlands	7.159.973	6.043.972	-15,59	9.839.879	8.526.071	-13,35
France	73.062	36.311	-50,30	71.865	50.264	-30,06
Germany, Fed. Rep. of	3.572.662	3.903.238	9,25	5.302.020	5.001.486	-5,67
Belgium	5.078.164	6.643.239	30,82	5.525.864	6.450.638	16,74
Switzerland	6	–	–	1	–	–
Denmark	104.372	16.110	-84,56	101.008	14.162	-85,98
Sweden	10.735	–	–	18.754	–	–
Ireland	3	1	-53,33	1	1	0,00
Italy	2.399.818	1.745.914	-27,25	2.608.500	1.740.472	-33,28
Spain	126.650	69.264	-45,31	140.536	73.470	-47,72
Portugal	49.431	72.292	46,25	39.011	135.598	247,59
Greece	130.697	292.636	123,90	143.275	297.830	107,87
Poland	–	32.419	–	–	22.821	–
Romania	312.606	106.887	-65,81	332.784	137.079	-58,81
Albania	50.377	–	–	40.662	–	–
Estonia	23.355	22.480	-3,75	28.599	20.413	-28,62

https://www.bps.go.id

Lanjutan Tabel 3.6

Komoditas/Negara Tujuan	Berat Bersih (kg)		Perub	Nilai FOB (US$)		Perub
	Jan–Jun 2023	Jan–Jun 2024	%	Jan–Jun 2023	Jan–Jun 2024	%
(1)	(2)	(3)	(4)	(5)	(6)	(7)
Malta	83.692	24.924	-70,22	63.014	24.233	-61,54
Kayu Olahan	**1.379.594.438**	**1.520.481.229**	**10,21**	**365.896.247**	**361.915.688**	**-1,09**
Japan	528.924.485	532.566.126	0,69	65.560.083	56.516.727	-13,79
Hong Kong	1.447	13.339	822,08	11.038	28.609	159,20
Korea, Republic of	272.261.295	310.762.675	14,14	57.222.030	55.522.231	-2,97
Taiwan	2.588.564	2.904.610	12,21	2.118.879	2.044.805	-3,50
China	459.205.454	541.580.173	17,94	88.854.126	87.752.190	-1,24
Papua New Guinea	–	169.418	–	–	172.341	–
Thailand	21.968	–	–	96.956	–	–
Singapore	168.604	230.200	36,53	283.300	355.973	25,65
Philippines	334.466	404.121	20,83	141.349	98.060	-30,63
Malaysia	1.017.685	1.550.273	52,33	851.592	1.069.191	25,55
Cambodia	79.172	64.864	-18,07	52.684	64.890	23,17
Brunei Darussalam	–	1.610	–	–	5.142	–
Nepal	268.059	46.200	-82,77	139.240	15.384	-88,95
Viet Nam	4.130.638	3.179.716	-23,02	2.687.264	1.862.670	-30,69
Maldives	134.047	628.147	368,60	230.982	395.733	71,33
India	38.015.505	48.666.099	28,02	21.411.592	26.046.222	21,65
Pakistan	41.202	24.299	-41,03	19.757	20.496	3,74
Bangladesh	173	–	–	43	–	–
Sri Lanka	237.645	111.378	-53,13	229.477	97.592	-57,47
Iraq	40.808	15.690	-61,55	24.008	4.406	-81,65
Iran (Islamic Republic of)	14.510	38.469	165,12	22.999	29.972	30,32
Saudi Arabia	211.492	163.740	-22,58	253.440	134.200	-47,05
Israel	13.311	21.290	59,94	73.601	33.446	-54,56
Kuwait	19.930	970.174	4.767,91	4.728	9.070.043	191.753,02
Jordan	43.490	–	–	47.629	–	–
Lebanon	–	2.678	–	–	16.281	–
Yemen	54.095	13.230	-75,54	40.455	6.015	-85,13
Oman	4.194	4.368	4,14	11.420	6.452	-43,50
Turkey	59.699	24.233	-59,41	83.715	32.231	-61,50
United Arab Emirates	115.686	125.009	8,06	109.180	161.581	48,00
Qatar	13	23.565	181.444,84	6	42.950	715.733,02
Bahrain	40.033	–	–	40.700	–	–
Cyprus	26.500	3.597	-86,42	37.989	2.178	-94,27
Egypt	14.304	–	–	60.883	–	–
Libyan Arab Jamahiriya	24.900	43.670	75,38	6.640	30.114	353,52
Morocco	286	–	–	340	–	–
Tunisia	50.115	–	–	51.786	–	–
Madagascar	–	50	–	–	192	–
Somalia	40.053	27.710	-30,82	85.114	60.619	-28,78
Kenya	2.250	–	–	5.750	–	–
Reunion	27.070	10.709	-60,44	49.049	18.665	-61,95
Botswana	16.702	–	–	6.800	–	–
Seychelles	33.506	6.893	-79,43	64.853	12.493	-80,74
South Africa	1.930.086	1.812.402	-6,10	2.882.988	2.397.904	-16,83
Comoros	–	1.352	–	–	10.504	–
Mauritius	82.639	176.663	113,78	138.523	249.620	80,20
Australia	21.132.941	24.009.570	13,61	34.020.218	36.741.598	8,00
New Zealand	3.721.950	6.870.066	84,58	6.772.532	11.149.628	64,63
New Caledonia	235.483	297.414	26,30	411.438	497.306	20,87
East Timor	1.212	967	-20,26	2.022	1.265	-37,42
United States	15.973.904	14.650.007	-8,29	29.981.898	24.777.426	-17,36
Canada	793.180	407.774	-48,59	1.443.900	778.833	-46,06
Mexico	817.758	165.097	-79,81	1.816.384	365.673	-79,87
Brazil	–	33	–	–	4.000	–
Uruguay	5.475	–	–	7.658	–	–
Bahamas	30	23	-23,46	132	268	102,65
Puerto Rico	19.000	–	–	67.371	–	–
Dominican Republic	12.143	–	–	53.356	–	–
El Salvador	20.073	–	–	40.910	–	–
Costa Rica	23.436	19.137	-18,34	54.321	65.170	19,97
French Polynesia	357.508	393.742	10,14	601.740	667.215	10,88
Netherlands Antilles	44.532	–	–	85.392	–	–
Turks and Caicos Islands	13.426	–	–	37.286	–	–
Guadeloupe	3.471	21.581	521,75	23.275	30.550	31,26
United Kingdom	1.573.079	1.598.536	1,62	3.358.267	3.027.723	-9,84
Netherlands	10.576.009	10.194.706	-3,61	20.232.905	17.917.385	-11,44
France	1.069.953	564.905	-47,20	1.786.837	1.245.749	-30,28
Germany, Fed. Rep. of	7.660.756	10.418.668	36,00	10.984.759	13.081.735	19,09
Austria	–	10	–	–	64	–
Belgium	2.258.137	1.431.715	-36,60	3.628.714	2.112.729	-41,78
Denmark	842.069	614.373	-27,04	1.424.055	886.164	-37,77
Sweden	133.266	67.415	-49,41	258.258	40.073	-84,48
Finland	22.188	113.937	413,50	43.332	24.089	-44,41
Ireland	74.163	593.644	700,46	42.050	163.479	288,77
Italy	589.285	485.265	-17,65	2.351.798	1.853.043	-21,21

https://www.bps.go.id

Komoditas/Negara Tujuan	Berat Bersih (kg)		Perub	Nilai FOB (US$)		Perub
	Jan–Jun 2023	Jan–Jun 2024	%	Jan–Jun 2023	Jan–Jun 2024	%
(1)	(2)	(3)	(4)	(5)	(6)	(7)
Spain	64.532	22.634	-64,93	134.312	102.575	-23,63
Portugal	8.362	44.256	429,24	22.315	61.546	175,80
Iceland	–	44.306	–	–	62.782	–
Greece	151.184	118.744	-21,46	234.159	218.932	-6,50
Hungary	–	7.172	–	–	9.145	–
Poland	693.638	737.304	6,30	957.659	913.394	-4,62
Romania	35.000	21.848	-37,58	46.415	32.764	-29,41
Bulgaria	11.980	–	–	39.431	–	–
Albania	106.728	1.630	-98,47	56.977	29.629	-48,00
Armenia	–	11.507	–	–	37.644	–
Kazakhstan	8.358	–	–	29.785	–	–
Lithuania	28	–	–	60	–	–
Georgia	29.584	578	-98,05	137.579	1.458	-98,94
Croatia	26.060	15.321	-41,21	129.627	64.661	-50,12
Slovenia	33.031	–	–	74.518	–	–
Czech Republic	61.595	57.418	-6,78	81.204	71.925	-11,43
Russia Federation	93.848	91.185	-2,84	408.413	489.949	19,96
Kayu Laminasi	**311.597.784**	**310.004.691**	**-0,51**	**267.366.833**	**246.311.088**	**-7,88**
Japan	41.157.493	45.328.318	10,13	53.094.146	52.378.311	-1,35
Hong Kong	2.760.799	2.177.445	-21,13	1.896.342	1.517.765	-19,96
Korea, Republic of	9.546.244	8.924.308	-6,51	7.911.702	6.512.438	-17,69
Taiwan	41.115.316	50.642.041	23,17	22.181.561	25.888.486	16,71
China	121.033.565	101.464.922	-16,17	89.082.316	61.731.273	-30,70
Papua New Guinea	66	–	–	293	–	–
Thailand	1.885.567	1.313.849	-30,32	1.205.997	817.554	-32,21
Singapore	6.835.021	4.662.073	-31,79	4.242.463	3.091.364	-27,13
Philippines	115.715	53.701	-53,59	119.580	40.499	-66,13
Malaysia	19.302.441	15.811.112	-18,09	11.321.173	9.395.117	-17,01
Myanmar	308.575	456.789	48,03	196.703	305.854	55,49
Brunei Darussalam	296.976	202.050	-31,96	265.661	159.970	-39,78
Viet Nam	77.709	–	–	81.882	–	–
Maldives	221.791	111.943	-49,53	244.996	125.643	-48,72
India	363.914	94.784	-73,95	199.754	50.587	-74,68
Sri Lanka	4.891	–	–	4.750	–	–
Iraq	901.453	2.322.703	157,66	565.598	1.361.102	140,65
Iran (Islamic Republic of)	–	13.203	–	–	16.503	–
Saudi Arabia	9.021.465	6.589.723	-26,96	7.415.080	4.630.540	-37,55
Israel	222.267	18.467	-91,69	256.343	11.160	-95,65
Kuwait	6.010.758	4.569.247	-23,98	3.942.707	3.102.105	-21,32
Jordan	8.640.208	4.549.381	-47,35	5.413.754	2.748.208	-49,24
Lebanon	445.200	126.135	-71,67	298.321	79.784	-73,26
Syria Arab Republic	66.164	–	–	43.487	–	–
Turkey	–	20.640	–	–	20.462	–
United Arab Emirates	489.139	436.535	-10,75	332.413	429.946	29,34
Qatar	366.407	463.409	26,47	225.451	284.838	26,34
Bahrain	82.992	111.958	34,90	63.457	87.102	37,26
Cyprus	40.556	–	–	15.505	–	–
Egypt	434.345	683.865	57,45	332.549	473.953	42,52
Libyan Arab Jamahiriya	479.964	55.452	-88,45	388.981	44.414	-88,58
Morocco	377.968	157.900	-58,22	281.008	92.748	-66,99
Algeria	664.420	301.080	-54,69	539.117	203.628	-62,23
South Africa	31.807	36.862	15,89	17.464	32.937	88,60
Mauritius	51.670	6.165	-88,07	55.109	17.444	-68,35
Australia	4.579.888	3.305.280	-27,83	7.830.516	5.437.031	-30,57
New Zealand	65.851	79.031	20,01	101.758	172.937	69,95
Vanuatu	–	3.300	–	–	6.162	–
East Timor	46.112	181.270	293,11	42.870	96.752	125,69
United States	26.667.757	37.933.319	42,24	38.578.901	49.812.378	29,12
Canada	293.249	217.819	-25,72	432.818	333.414	-22,97
Mexico	3.077.590	13.487.673	338,25	2.292.244	10.184.313	344,29
Dominican Republic	–	8.700	–	–	12.324	–
United Kingdom	565.035	1.168.829	106,86	556.115	1.172.436	110,83
Netherlands	4.405	9.809	122,70	10.259	16.738	63,16
France	131.538	19.450	-85,21	192.885	21.784	-88,71
Germany, Fed. Rep. of	2.129.931	1.614.464	-24,20	4.362.176	3.128.285	-28,29
Belgium	202.086	–	–	202.189	–	–
Denmark	592	–	–	3.000	–	–
Italy	279.137	90.317	-67,64	297.539	95.577	-67,88
Greece	132.437	81.626	-38,37	155.246	73.698	-52,53
Poland	–	10.065	–	–	5.772	–
Romania	48.215	87.681	81,86	48.383	89.755	85,51
Croatia	21.095	–	–	24.274	–	–
Barang Bangunan dari Kayu	**128.279.239**	**136.321.167**	**6,27**	**234.271.524**	**234.135.336**	**-0,06**
Japan	14.617.523	16.848.586	15,26	29.719.290	33.397.849	12,38
Hong Kong	241.210	210.009	-12,94	803.684	613.004	-23,73
Korea, Republic of	5.914.550	5.057.090	-14,50	6.644.935	5.762.070	-13,29

https://www.bps.go.id

Lanjutan Tabel 3.6

Komoditas/Negara Tujuan	Berat Bersih (kg)		Perub	Nilai FOB (US$)		Perub
	Jan–Jun 2023	Jan–Jun 2024	%	Jan–Jun 2023	Jan–Jun 2024	%
(1)	(2)	(3)	(4)	(5)	(6)	(7)
Taiwan	663.495	868.681	30,92	900.915	1.146.889	27,30
China	24.657.600	21.290.351	-13,66	18.153.882	11.901.469	-34,44
Macau	32.062	–	–	147.998	–	–
Papua New Guinea	–	4.489	–	–	1.621	–
Thailand	371.604	182.665	-50,84	394.385	181.706	-53,93
Singapore	958.299	284.892	-70,27	1.516.838	321.564	-78,80
Philippines	324.822	302.035	-7,02	641.459	511.517	-20,26
Malaysia	2.628.396	2.692.517	2,44	2.329.609	1.838.784	-21,07
Cambodia	50.100	–	–	36.602	–	–
Brunei Darussalam	407	15.259	3.649,11	1.645	81.765	4.870,49
Nepal	–	1.344	–	–	1.280	–
Viet Nam	872.892	937.420	7,39	601.620	873.758	45,23
Maldives	105.953	326.475	208,13	285.568	531.802	86,23
India	4.185.240	4.651.845	11,15	3.500.371	3.476.945	-0,67
Pakistan	7	11.091	153.941,67	7	22.321	325.752,12
Bangladesh	279.995	146.527	-47,67	208.359	110.242	-47,09
Sri Lanka	26.703	56.703	112,35	24.916	69.940	180,70
Iraq	1.333	3.735	180,16	3.214	5.915	84,04
Iran (Islamic Republic of)	3.776	5.352	41,74	2.026	4.352	114,81
Saudi Arabia	16.635	22.618	35,97	11.027	53.127	381,78
Israel	13.133	13.533	3,05	41.788	43.566	4,26
Kuwait	–	28.137	–	–	63.693	–
Jordan	10.300	–	–	7.000	–	–
Lebanon	5	22.112	425.130,77	5	64.824	1.296.373,54
Oman	81.526	49.534	-39,24	138.628	110.983	-19,94
Turkey	130	100	-22,90	333	350	4,95
United Arab Emirates	119.979	88.661	-26,10	188.850	119.351	-36,80
Qatar	4	19.679	555.812,43	6	43.911	731.756,83
Bahrain	6.078	199	-96,73	5.393	9.196	70,53
Cyprus	–	4.724	–	–	22.122	–
Ethiopia	35.360	38.746	9,58	67.979	63.501	-6,59
Tanzania, United Rep. of	3.420	8.435	146,64	24.003	16.970	-29,30
Madagascar	820	32.559	3.868,71	3.611	42.268	1.070,54
Somalia	745.752	570.347	-23,52	1.597.943	1.145.118	-28,34
Kenya	23.423	–	–	48.825	–	–
Reunion	33.870	48.546	43,33	91.193	119.088	30,59
Botswana	43.054	48.000	11,49	32.775	51.950	58,50
Togo	–	24.500	–	–	40.226	–
Nigeria	30.000	–	–	101.497	–	–
Senegal	–	106	–	–	197	–
Seychelles	36.324	20.000	-44,94	105.067	38.250	-63,59
Djibouti	76.433	27.527	-63,99	167.203	44.010	-73,68
South Africa	4.600.837	5.527.156	20,13	5.324.276	6.246.073	17,31
Comoros	39.500	34.721	-12,10	62.155	59.555	-4,18
Mauritius	24.381	39.443	61,78	67.752	46.050	-32,03
Rwanda	5	–	–	4	–	–
Australia	6.348.454	6.838.451	7,72	14.808.342	15.242.684	2,93
New Zealand	91.332	133.498	46,17	308.153	428.665	39,11
Guam	11.961	8.883	-25,73	15.695	16.787	6,96
New Caledonia	11.024	20.446	85,47	20.904	42.465	103,15
Northern Mariana Islands	10.929	–	–	18.017	–	–
Saint Vincent and the Grenadines	110.591	257	-99,77	1.382.113	3.122	-99,77
Vanuatu	4.350	–	–	2.180	–	–
Wallis and Futuna Islands	–	563	–	–	2.170	–
Fiji	–	240	–	–	2.640	–
East Timor	79.440	48.983	-38,34	33.558	18.154	-45,90
United States	14.468.677	22.995.463	58,93	38.660.817	52.680.936	36,26
Canada	866.910	881.794	1,72	2.505.212	2.338.581	-6,65
Mexico	198.421	72.571	-63,43	373.284	177.468	-52,46
Chile	1.105	–	–	6.258	–	–
Argentina	23.116	45.308	96,00	52.904	83.346	57,54
Brazil	320	750	134,49	838	14.638	1.646,14
Colombia	27.242	25.178	-7,58	91.083	34.682	-61,92
Uruguay	31.673	19.536	-38,32	113.296	40.078	-64,63
Peru	1.050	–	–	7.493	–	–
Jamaica	24.936	61.384	146,17	222.228	671.358	202,10
Puerto Rico	390	19.880	4.997,44	550	37.200	6.663,64
Belize	–	194	–	–	1.794	–
Dominican Republic	410.051	8.701	-97,88	3.285.551	61.595	-98,13
Costa Rica	17.900	11.036	-38,35	14.743	84.024	469,92
Barbados	22.827	62.507	173,83	148.672	386.427	159,92
Antigua and Barbuda	45.760	8.654	-81,09	781.247	85.628	-89,04
Dominica	54.284	–	–	238.185	–	–
French Guiana	–	11.535	–	–	19.600	–
French Polynesia	106.145	190.564	79,53	289.542	408.421	41,06
Netherlands Antilles	104.538	14.929	-85,72	853.058	112.285	-86,84
Saint Lucia	–	17.663	–	–	265.790	–
Turks and Caicos Islands	3.645	–	–	23.318	–	–

https://www.bps.go.id

Komoditas/Negara Tujuan	Berat Bersih (kg)		Perub	Nilai FOB (US$)		Perub
	Jan–Jun 2023	Jan–Jun 2024	%	Jan–Jun 2023	Jan–Jun 2024	%
(1)	(2)	(3)	(4)	(5)	(6)	(7)
Guadeloupe	13.881	40.185	189,49	32.803	105.382	221,26
Virgin Islands (British)	2.511	156	-93,77	27.640	1.036	-96,25
U.S. Virgin Islands	1.865	–	–	24.812	–	–
Sint Maarten (Dutch Part)	–	78	–	–	542	–
United Kingdom	20.524.168	22.160.162	7,97	43.303.155	45.225.263	4,44
Netherlands	10.956.177	11.386.114	3,92	27.268.679	26.000.593	-4,65
France	2.579.152	2.730.731	5,88	5.396.566	4.457.843	-17,39
Germany, Fed. Rep. of	3.495.249	2.873.692	-17,78	7.642.318	5.304.497	-30,59
Austria	21	–	–	21	–	–
Belgium	2.283.422	1.658.767	-27,36	3.351.772	1.914.709	-42,87
Switzerland	119	295	147,90	750	1.871	149,46
Luxembourg	10	–	–	11	–	–
Denmark	32.697	77.948	138,39	94.031	234.247	149,12
Norway	12.594	12.580	-0,11	42.738	33.993	-20,46
Sweden	71.867	64.085	-10,83	897.084	847.602	-5,52
Ireland	854.953	868.919	1,63	1.717.258	1.623.848	-5,44
Italy	810.325	547.594	-32,42	2.083.391	1.891.245	-9,22
Spain	278.714	147.006	-47,26	826.246	450.427	-45,49
Portugal	64.891	35.237	-45,70	183.138	89.474	-51,14
Iceland	–	9.034	–	–	29.058	–
Greece	399.091	375.387	-5,94	1.006.357	767.648	-23,72
Hungary	2.827	243	-91,42	8.343	645	-92,27
Poland	791.673	1.104.554	39,52	1.828.739	2.201.722	20,40
Romania	12.298	32.000	160,20	19.476	31.557	62,03
Bulgaria	15.486	10.642	-31,28	30.299	35.623	17,57
Albania	8.537	–	–	12.295	–	–
Armenia	–	6.393	–	–	20.912	–
Kazakhstan	10.560	–	–	37.205	–	–
Lithuania	20.256	13.607	-32,82	33.111	15.635	-52,78
Estonia	39.655	–	–	103.683	–	–
Georgia	40.396	347	-99,14	28.531	2.914	-89,79
Croatia	–	3.848	–	–	35.898	–
Malta	305	–	–	888	–	–
Slovakia	54	–	–	30	–	–
Czech Republic	45	36.683	81.781,72	25	37.320	147.759,71
Russia Federation	1.422	59.466	4.083,16	8.246	214.126	2.496,72
Serbia	15	–	–	9	–	–
Panel Kayu Lainnya	**260.354.933**	**297.677.606**	**14,34**	**93.683.601**	**92.248.161**	**-1,53**
Japan	22.192.188	18.663.822	-15,90	19.748.594	15.950.852	-19,23
Hong Kong	190.312	141.811	-25,48	133.892	122.763	-8,31
Korea, Republic of	25.019.777	33.405.995	33,52	4.669.430	5.862.976	25,56
Taiwan	1.174.365	1.165.837	-0,73	386.881	439.226	13,53
China	2.151.774	7.239.096	236,42	2.330.164	2.208.870	-5,21
Papua New Guinea	2.122	1.323	-37,66	2.669	2.267	-15,06
Thailand	2.015.415	1.893.574	-6,05	1.044.853	1.226.460	17,38
Singapore	490.902	141.766	-71,12	520.384	132.912	-74,46
Philippines	2.091.437	3.529.036	68,74	1.014.049	1.692.451	66,90
Malaysia	4.473.461	9.482.850	111,98	1.958.693	3.072.475	56,86
Cambodia	–	50.709	–	–	14.134	–
Brunei Darussalam	14.400	8.574	-40,46	12.780	8.400	-34,27
Viet Nam	4.584.640	5.885.928	28,38	1.640.262	1.369.941	-16,48
Maldives	1.737	3.339	92,22	2.858	4.680	63,75
India	6.328.807	6.594.788	4,20	1.711.573	1.762.106	2,95
Pakistan	5	–	–	2	–	–
Iraq	7.435.547	29.671.501	299,05	1.929.636	7.246.575	275,54
Iran (Islamic Republic of)	32.070.388	18.000.381	-43,87	10.045.553	5.477.092	-45,48
Saudi Arabia	21.542.753	20.414.847	-5,24	5.448.715	5.448.290	-0,01
Kuwait	3.540.762	491.935	-86,11	1.018.868	391.979	-61,53
Jordan	6.883.892	11.509.563	67,20	3.060.830	4.067.596	32,89
Lebanon	16.767.207	19.352.754	15,42	4.468.949	4.795.807	7,31
Yemen	–	8.935.798	–	–	2.206.496	–
Oman	3	–	–	4	–	–
Syria Arab Republic	6.999.776	12.661.436	80,88	1.785.668	3.274.410	83,37
United Arab Emirates	6.226.003	23.560.168	278,42	2.100.524	5.988.459	185,09
Qatar	3	69.480	2.315.900,00	3	19.144	638.020,00
Egypt	83.048.131	62.130.349	-25,19	22.408.274	15.873.169	-29,16
Morocco	596.942	–	–	571.488	–	–
Madagascar	29	5	-81,99	300	90	-70,00
Cote D'Ivoire	161.269	–	–	62.921	–	–
South Africa	23.482	95.389	306,21	8.063	32.974	308,95
Australia	1.396.758	918.711	-34,23	3.211.484	1.796.858	-44,05
New Zealand	900	–	–	5.188	–	–
United States	2.796.971	1.488.840	-46,77	2.229.991	1.604.274	-28,06
Canada	20	98	391,40	2	457	22.628,36
Mexico	–	1.200	–	–	1.530	–
United Kingdom	13.750	38.307	178,59	21.533	54.452	152,88
Netherlands	102.617	25.159	-75,48	104.872	25.558	-75,63

https://www.bps.go.id

Lanjutan Tabel 3.6

Komoditas/Negara Tujuan	Berat Bersih (kg)		Perub	Nilai FOB (US$)		Perub
	Jan–Jun 2023	Jan–Jun 2024	%	Jan–Jun 2023	Jan–Jun 2024	%
(1)	(2)	(3)	(4)	(5)	(6)	(7)
France	3	6.432	219.435,84	10	6.143	61.328,07
Germany, Fed. Rep. of	540	44.702	8.178,15	1.777	25.757	1.349,84
Belgium	126	129	2,40	1.204	2.099	74,32
Denmark	–	49.674	–	–	17.645	–
Ireland	15.540	–	–	19.606	–	–
Italy	9	–	–	2	–	–
Spain	108	1.869	1.626,76	417	19.940	4.681,76
Poland	–	433	–	–	855	–
Russia Federation	60	–	–	637	–	–
Veneer	**56.197.141**	**59.790.007**	**6,39**	**58.768.742**	**58.410.311**	**-0,61**
Japan	1.254.254	932.204	-25,68	3.094.032	2.256.423	-27,07
Korea, Republic of	375.629	261.484	-30,39	267.413	193.635	-27,59
Taiwan	1.302.005	396.016	-69,58	1.477.112	554.558	-62,46
China	1.203.520	1.585.056	31,70	1.630.796	1.192.883	-26,85
Papua New Guinea	–	43	–	–	150	–
Thailand	73.867	69.859	-5,43	89.950	117.891	31,06
Singapore	–	22	–	–	36	–
Malaysia	194.015	69.918	-63,96	129.006	90.674	-29,71
Cambodia	908.374	2.557.624	181,56	411.532	1.212.074	194,53
Nepal	107.037	110.000	2,77	62.783	67.940	8,21
Viet Nam	573	35.576	6.113,35	6.531	90.887	1.291,55
India	49.171.115	52.202.135	6,16	46.512.793	47.925.300	3,04
Bangladesh	794.363	741.718	-6,63	1.149.472	929.935	-19,10
Iraq	–	94	–	–	450	–
Iran (Islamic Republic of)	24.442	24.442	0,00	52.773	51.570	-2,28
Turkey	10.725	146.351	1.264,53	82.598	437.815	430,06
Egypt	98.900	17.000	-82,81	41.445	7.125	-82,81
Australia	268	517	93,10	6.194	7.824	26,31
United States	200	10.565	5.184,68	743	65.208	8.679,84
Brazil	–	18.853	–	–	66.538	–
United Kingdom	10.664	8.022	-24,77	108.553	50.805	-53,20
Netherlands	105.410	32.648	-69,03	650.598	185.781	-71,44
France	41.649	30.812	-26,02	292.686	199.193	-31,94
Germany, Fed. Rep. of	409.347	411.779	0,59	2.041.979	1.966.752	-3,68
Italy	71.143	86.665	21,82	343.771	443.789	29,09
Spain	38.880	36.830	-5,27	309.260	273.065	-11,70
Portugal	762	3.773	395,20	6.723	22.009	227,37
Kerajinan Ukiran dari Kayu Bukan Mebeller	**12.859.175**	**12.761.421**	**-0,76**	**56.407.383**	**53.885.252**	**-4,47**
Japan	1.254.128	1.466.573	16,94	6.938.785	8.450.843	21,79
Hong Kong	1.459	2.565	75,79	20.646	21.049	1,95
Korea, Republic of	790.483	559.109	-29,27	1.394.646	1.042.778	-25,23
Taiwan	626.103	656.017	4,78	616.287	641.948	4,16
China	73.836	231.507	213,54	209.924	786.490	274,65
Papua New Guinea	–	10	–	–	80	–
Thailand	40.300	48.777	21,03	125.566	122.409	-2,51
Singapore	46.587	29.458	-36,77	673.472	530.246	-21,27
Philippines	7.151	16.626	132,51	16.011	26.812	67,46
Malaysia	69.398	91.267	31,51	700.688	206.987	-70,46
Cambodia	5.243	–	–	6.122	–	–
Brunei Darussalam	3.445	722	-79,05	5.786	2.711	-53,15
Nepal	–	36	–	–	1.540	–
Viet Nam	921	3.270	254,94	5.354	4.568	-14,68
Maldives	22.752	22.758	0,03	229.317	202.446	-11,72
India	117.852	114.445	-2,89	387.532	316.252	-18,39
Pakistan	10.875	12.800	17,70	14.625	12.000	-17,95
Sri Lanka	1.159	19.808	1.609,06	7.207	20.210	180,41
Iraq	6.156	8.719	41,63	5.754	20.920	263,60
Iran (Islamic Republic of)	4.060	22.150	445,61	10.507	47.729	354,27
Saudi Arabia	48.102	75.324	56,59	193.141	219.923	13,87
Israel	40.135	36.459	-9,16	153.057	121.912	-20,35
Kuwait	19.154	8.153	-57,43	66.402	39.407	-40,65
Jordan	2.819	83	-97,04	105.602	558	-99,47
Lebanon	1.406	1.700	20,91	5.904	3.240	-45,11
Oman	1.378	3.560	158,28	10.254	11.842	15,49
Turkey	150.905	120.419	-20,20	542.171	405.961	-25,12
United Arab Emirates	54.797	31.369	-42,75	322.970	293.000	-9,28
Qatar	35.486	34.417	-3,01	157.288	134.182	-14,69
Bahrain	3.343	1.348	-59,68	11.809	11.910	0,86
Cyprus	10.055	9.350	-7,01	42.889	33.681	-21,47
Egypt	12.402	180	-98,55	20.872	399	-98,09
Libyan Arab Jamahiriya	–	3.908	–	–	7.790	–
Morocco	10.342	1.535	-85,15	21.643	8.613	-60,20
Tunisia	436	197	-54,82	3.046	1.082	-64,49
Namibia	4	1.286	32.039,50	5	6.141	122.104,58
Tanzania, United Rep. of	3.608	12.376	243,00	47.502	78.094	64,40
Madagascar	80	496	521,80	261	3.414	1.209,17

https://www.bps.go.id

Komoditas/Negara Tujuan	Berat Bersih (kg)		Perub	Nilai FOB (US$)		Perub
	Jan–Jun 2023	Jan–Jun 2024	%	Jan–Jun 2023	Jan–Jun 2024	%
(1)	(2)	(3)	(4)	(5)	(6)	(7)
Kenya	1.625	21	-98,72	5.651	100	-98,23
Reunion	26.506	29.969	13,06	113.223	141.376	24,86
Mozambique	144	1.585	1.000,69	740	8.789	1.087,96
Ghana	–	268	–	–	3.065	–
Angola	23	–	–	45	–	–
Cote D'Ivoire	26	81	212,69	533	1.421	166,58
Senegal	42	1.030	2.351,96	14	2.979	21.232,13
Seychelles	12.010	4.942	-58,86	27.089	44.650	64,83
South Africa	43.020	45.716	6,27	120.969	162.735	34,53
Zimbabwe	564	–	–	5.532	–	–
Mauritius	33.233	29.809	-10,30	119.116	97.759	-17,93
Mayotte	1.094	804	-26,49	6.265	3.682	-41,22
Australia	513.923	584.774	13,79	1.805.973	2.239.236	23,99
New Zealand	56.464	40.852	-27,65	222.857	189.111	-15,14
Guam	1.037	1.820	75,49	10.887	20.120	84,81
Palau	9	280	3.011,11	57	1.927	3.268,69
New Caledonia	7.046	12.426	76,36	25.535	95.467	273,87
Northern Mariana Islands	1.975	581	-70,58	4.453	2.136	-52,02
Saint Vincent and the Grenadines	–	1.310	–	–	1.784	–
Vanuatu	245	2.389	875,07	5.802	3.652	-37,05
Wallis and Futuna Islands	3.169	121	-96,18	5.564	359	-93,56
American Samoa	–	480	–	–	590	–
Cook Islands	434	6.144	1.316,16	2.752	56.339	1.947,51
Fiji	19.759	14.172	-28,28	94.656	186.941	97,50
Samoa	–	480	–	–	557	–
Solomon Islands	–	2.322	–	–	1.879	–
East Timor	13.672	29.636	116,76	4.667	31.433	573,51
United States	4.435.503	4.357.126	-1,77	23.532.927	20.759.330	-11,79
Canada	119.674	134.464	12,36	670.727	635.713	-5,22
Mexico	56.494	33.858	-40,07	234.394	117.082	-50,05
Guatemala	1.976	3.297	66,83	15.920	25.387	59,47
Panama	6.158	2.634	-57,22	18.915	15.216	-19,55
Curacao	199	628	215,38	748	4.807	542,43
Suriname	345	242	-29,97	1.561	806	-48,35
Chile	38.824	29.545	-23,90	144.367	109.033	-24,48
Argentina	31.041	10.971	-64,66	86.439	19.172	-77,82
Brazil	53.134	33.827	-36,34	154.039	103.406	-32,87
Colombia	44.317	26.963	-39,16	78.211	65.551	-16,19
Uruguay	3.197	4.095	28,08	20.690	18.633	-9,95
Paraguay	202	1.655	718,00	5.468	7.300	33,51
Ecuador	605	3.912	546,61	4.339	8.224	89,55
Peru	41	11.550	28.071,50	2.400	21.772	807,16
Bahamas	19.235	9.586	-50,16	49.391	22.553	-54,34
Jamaica	6.530	6.338	-2,94	16.753	27.801	65,95
Puerto Rico	11.000	23.727	115,70	29.065	119.446	310,97
Belize	615	3.074	399,78	1.720	20.621	1.098,88
Dominican Republic	20.892	18.077	-13,47	167.746	113.370	-32,42
El Salvador	3.377	6.414	89,93	16.756	40.963	144,48
Costa Rica	49.294	35.392	-28,20	230.722	210.765	-8,65
Barbados	1.473	837	-43,18	16.159	1.367	-91,54
Antigua and Barbuda	869	22	-97,43	5.233	87	-98,34
Aruba	855	222	-74,04	956	2.069	116,43
Bermuda	2.407	2.498	3,78	30.608	15.135	-50,55
Cayman Islands	2.651	536	-79,79	8.037	2.876	-64,21
Dominica	440	–	–	383	–	–
French Polynesia	5.724	10.719	87,26	17.654	62.709	255,22
Grenada	–	1.437	–	–	705	–
Martinique	17.920	10.942	-38,94	76.505	40.922	-46,51
Netherlands Antilles	8.054	6.766	-15,99	19.759	10.972	-44,47
Turks and Caicos Islands	101	–	–	2.743	–	–
Guadeloupe	25.635	22.792	-11,09	147.639	94.416	-36,05
Virgin Islands (British)	339	490	44,41	10.591	3.218	-69,62
U.S. Virgin Islands	92	9	-90,14	1.016	1.881	85,16
Sint Maarten (Dutch Part)	–	1.277	–	–	9.348	–
United Kingdom	418.760	335.168	-19,96	1.807.919	1.413.177	-21,83
Netherlands	836.132	852.755	1,99	2.238.953	2.525.143	12,78
France	584.634	532.837	-8,86	2.872.868	2.569.899	-10,55
Germany, Fed. Rep. of	452.584	372.280	-17,74	1.817.975	1.507.660	-17,07
Austria	21.467	13.709	-36,14	117.736	76.676	-34,87
Belgium	245.011	251.887	2,81	838.055	732.665	-12,58
Switzerland	7.320	7.202	-1,60	72.431	64.899	-10,40
Denmark	25.992	47.758	83,74	132.035	233.528	76,87
Norway	3.138	1.727	-44,97	19.982	4.032	-79,82
Sweden	75.120	40.764	-45,73	251.198	200.702	-20,10
Finland	7.806	418	-94,65	26.417	2.729	-89,67
Ireland	12.514	7.221	-42,30	48.913	41.908	-14,32
Italy	191.842	211.379	10,18	1.027.783	935.727	-8,96
Spain	441.640	446.550	1,11	1.966.772	1.893.439	-3,73

https://www.bps.go.id

Lanjutan Tabel 3.6

Komoditas/Negara Tujuan	Berat Bersih (kg)		Perub	Nilai FOB (US$)		Perub
	Jan–Jun 2023	Jan–Jun 2024	%	Jan–Jun 2023	Jan–Jun 2024	%
(1)	(2)	(3)	(4)	(5)	(6)	(7)
Portugal	33.810	35.784	5,84	134.363	149.669	11,39
Iceland	1.512	972	-35,72	3.380	1.575	-53,41
Greece	143.132	140.751	-1,66	892.514	855.680	-4,13
Hungary	4.781	1.589	-66,76	28.966	9.309	-67,86
Poland	44.786	43.601	-2,64	174.196	189.057	8,53
Romania	5.872	9.069	54,43	24.101	48.079	99,49
Bulgaria	12.754	11.752	-7,86	43.487	39.758	-8,58
Albania	32.566	3.281	-89,93	57.050	17.523	-69,28
Kazakhstan	–	60	–	–	4.018	–
Kyrgyzstan	1	–	–	2	–	–
Uzbekistan	139	–	–	495	–	–
Lithuania	4.116	988	-76,00	18.803	5.474	-70,89
Latvia	1.279	3.185	148,98	7.886	13.069	65,73
Estonia	276	2.108	662,59	1.473	4.807	226,39
Georgia	3.952	2.365	-40,17	9.296	17.572	89,03
Croatia	5.239	4.979	-4,95	33.268	46.494	39,76
Malta	4.036	2.322	-42,48	27.147	18.144	-33,16
Slovakia	18	6.526	36.158,06	169	13.736	8.027,54
Slovenia	24.651	30.295	22,90	89.865	73.004	-18,76
Czech Republic	16.974	12.483	-26,46	52.997	41.926	-20,89
Rep. of Macedonia	45	–	–	305	–	–
Russia Federation	10.373	47.822	361,01	81.164	273.472	236,94
Serbia	3.112	3.125	0,42	10.037	10.790	7,51
Montenegro	200	–	–	1.383	–	–
Barang Anyaman dari Rotan dan Bambu	**6.531.600**	**7.078.873**	**8,38**	**30.252.223**	**33.756.101**	**11,58**
Japan	116.640	77.266	-33,76	1.023.387	717.414	-29,90
Hong Kong	375	153	-59,24	3.345	3.548	6,08
Korea, Republic of	170.258	200.717	17,89	504.361	524.947	4,08
Taiwan	2.698	1.280	-52,55	15.067	9.073	-39,78
China	30.823	47.575	54,35	165.230	348.838	111,12
Thailand	12.117	23.868	96,98	49.274	92.004	86,72
Singapore	30.602	29.708	-2,92	388.236	480.040	23,65
Philippines	7.433	3.164	-57,43	31.357	9.633	-69,28
Malaysia	96.150	103.878	8,04	296.977	221.701	-25,35
Cambodia	274	–	–	1.400	–	–
Brunei Darussalam	383	1.722	350,26	988	8.294	739,40
Nepal	–	30	–	–	508	–
Viet Nam	2.471	2.039	-17,47	24.861	4.586	-81,55
Maldives	60.700	8.201	-86,49	133.686	71.662	-46,40
India	97.886	85.936	-12,21	782.984	1.595.622	103,79
Sri Lanka	26	184	606,08	679	461	-32,17
Iraq	300	75	-75,00	577	75	-87,00
Iran (Islamic Republic of)	8.924	5.152	-42,27	64.247	43.907	-31,66
Saudi Arabia	35.854	93.560	160,95	40.264	174.164	332,56
Israel	29.749	15.208	-48,88	115.968	54.467	-53,03
Kuwait	559	544	-2,72	3.242	1.720	-46,94
Jordan	2.550	103	-95,97	21.664	688	-96,82
Lebanon	4.120	1.543	-62,55	54.877	10.950	-80,05
Oman	235	10	-95,74	899	142	-84,15
Turkey	65.936	50.833	-22,90	332.136	236.668	-28,74
United Arab Emirates	79.967	55.232	-30,93	497.570	400.417	-19,53
Qatar	10.455	6.111	-41,55	16.221	5.519	-65,97
Bahrain	90	1.641	1.722,91	1.940	28.360	1.361,86
Cyprus	1.895	5.940	213,42	12.218	31.005	153,76
Egypt	8.010	–	–	57.371	–	–
Libyan Arab Jamahiriya	–	2.761	–	–	24.626	–
Morocco	1.953	600	-69,29	14.412	4.762	-66,96
Tunisia	3.895	347	-91,09	28.136	6.864	-75,60
Namibia	165	4.227	2.461,65	1.504	17.005	1.030,41
Tanzania, United Rep. of	500	2.838	467,54	15.524	27.040	74,18
Madagascar	–	120	–	–	704	–
Kenya	14.572	475	-96,74	10.389	2.220	-78,63
Reunion	12.195	9.401	-22,91	41.988	21.814	-48,05
Mozambique	129	1.284	895,35	726	8.117	1.018,66
Ghana	–	51	–	–	435	–
Nigeria	25	–	–	~0	–	–
Cote D'Ivoire	83	341	311,22	6.002	4.705	-21,62
Senegal	10	3.115	31.048,33	1.245	6.019	383,39
Seychelles	1.278	5.460	327,22	9.192	44.174	380,58
South Africa	64.411	50.124	-22,18	268.302	178.700	-33,40
Zimbabwe	181	–	–	4.034	–	–
Mauritius	15.836	9.820	-37,99	54.044	61.898	14,53
Mayotte	–	494	–	–	1.957	–
Australia	539.699	473.892	-12,19	1.208.921	1.187.276	-1,79
New Zealand	33.658	36.198	7,55	147.951	135.018	-8,74
Guam	20	26	32,00	113	440	290,82
Palau	–	215	–	–	509	–

https://www.bps.go.id

Komoditas/Negara Tujuan	Berat Bersih (kg)		Perub	Nilai FOB (US$)		Perub
	Jan–Jun 2023	Jan–Jun 2024	%	Jan–Jun 2023	Jan–Jun 2024	%
(1)	(2)	(3)	(4)	(5)	(6)	(7)
New Caledonia	6.761	5.988	-11,44	10.415	9.431	-9,45
Northern Mariana Islands	625	–	–	769	–	–
Saint Vincent and the Grenadines	–	88	–	–	1.301	–
Vanuatu	206	1.067	417,76	2.302	2.039	-11,42
Wallis and Futuna Islands	200	–	–	520	–	–
Cook Islands	85	716	742,35	260	1.804	594,19
Fiji	2.282	8.473	271,28	46.079	69.415	50,65
Kiribati	11	–	–	297	–	–
Samoa	–	600	–	–	1.411	–
Solomon Islands	–	52	–	–	339	–
Christmas Islands	15	5	-66,67	9	12	31,00
East Timor	1.322	451	-65,87	1.825	454	-75,14
United States	667.033	834.159	25,06	6.313.063	8.541.611	35,30
Canada	46.801	50.304	7,49	179.636	312.040	73,71
Mexico	26.585	8.464	-68,16	198.756	73.836	-62,85
Guatemala	2.643	130	-95,07	8.435	720	-91,47
Panama	956	802	-16,05	12.697	4.701	-62,97
Curacao	100	1.623	1.523,00	751	3.190	324,74
Suriname	–	7	–	–	55	–
Chile	6.230	10.536	69,12	20.266	31.267	54,28
Argentina	29.468	6.528	-77,85	110.520	27.511	-75,11
Brazil	13.073	28.357	116,92	114.213	186.329	63,14
Colombia	3.104	5.626	81,25	20.986	17.554	-16,35
Uruguay	1.188	4.005	237,01	10.830	21.157	95,37
Paraguay	445	1.296	190,94	2.526	6.093	141,23
Ecuador	969	208	-78,54	4.914	3.064	-37,64
Peru	45	645	1.327,28	357	2.505	601,23
Guyana	113	–	–	301	–	–
Bahamas	1.655	451	-72,74	9.894	6.189	-37,45
Jamaica	105	1.980	1.793,06	979	8.136	731,14
Puerto Rico	4.088	3.814	-6,70	6.805	9.123	34,07
Belize	1.450	375	-74,14	720	4.190	481,99
Dominican Republic	5.271	16.966	221,89	30.043	41.153	36,98
El Salvador	500	1.085	117,00	5.032	13.285	164,02
Costa Rica	13.805	6.157	-55,40	48.499	38.466	-20,69
Barbados	–	139	–	–	1.798	–
Antigua and Barbuda	25	24	-4,36	168	93	-44,48
Aruba	485	530	9,24	103	3.364	3.151,91
Bermuda	–	33	–	–	229	–
Cayman Islands	90	487	441,40	1.354	2.086	54,08
Dominica	420	–	–	314	–	–
French Guiana	16	–	–	37	–	–
French Polynesia	2.229	3.621	62,47	10.897	16.082	47,59
Martinique	1.075	1.862	73,26	3.002	5.210	73,52
Netherlands Antilles	2.231	3.856	72,82	10.348	14.952	44,48
Turks and Caicos Islands	–	4	–	–	240	–
Guadeloupe	4.263	5.791	35,83	18.276	23.088	26,33
Virgin Islands (British)	704	788	11,91	3.213	5.336	66,08
U.S. Virgin Islands	14	–	–	888	–	–
United Kingdom	464.025	505.305	8,90	2.239.610	2.443.672	9,11
Netherlands	1.379.698	2.030.444	47,17	4.626.497	6.540.835	41,38
France	580.774	314.387	-45,87	2.046.173	1.289.781	-36,97
Germany, Fed. Rep. of	516.963	480.031	-7,14	2.299.788	1.934.038	-15,90
Austria	39.524	16.867	-57,32	134.707	57.164	-57,56
Belgium	143.545	188.471	31,30	509.872	626.394	22,85
Switzerland	1.740	3.038	74,57	14.595	7.776	-46,72
Denmark	236.368	295.136	24,86	1.014.134	1.133.123	11,73
Norway	8.145	14.487	77,87	46.865	56.940	21,50
Sweden	69.340	76.667	10,57	325.210	305.485	-6,07
Finland	9.094	2.913	-67,97	56.381	16.349	-71,00
Ireland	9.124	35.425	288,25	37.589	124.727	231,81
Italy	120.369	134.568	11,80	554.586	699.485	26,13
Spain	231.400	252.433	9,09	1.217.810	1.003.276	-17,62
Portugal	21.597	3.758	-82,60	86.724	24.587	-71,65
Iceland	362	–	–	2.537	–	–
Greece	88.487	59.186	-33,11	651.197	356.826	-45,20
Hungary	1.831	4.920	168,77	10.684	21.802	104,07
Poland	104.510	138.276	32,31	420.903	474.596	12,76
Romania	31.054	32.927	6,03	122.336	119.459	-2,35
Bulgaria	12.496	9.489	-24,06	29.354	31.719	8,06
Albania	17.400	8.067	-53,64	41.219	17.781	-56,86
Kyrgyzstan	46	–	–	20	–	–
Uzbekistan	2	–	–	60	–	–
Lithuania	1.113	960	-13,72	3.176	4.769	50,16
Latvia	129	1.434	1.009,68	1.583	4.064	156,72
Estonia	160	2.305	1.340,69	640	6.797	961,97
Georgia	60	3.641	5.968,82	2.640	30.598	1.059,02
Croatia	5.153	3.994	-22,48	19.103	16.608	-13,06

https://www.bps.go.id

Lanjutan Tabel 3.6

Komoditas/Negara Tujuan	Berat Bersih (kg)		Perub	Nilai FOB (US$)		Perub
	Jan–Jun 2023	Jan–Jun 2024	%	Jan–Jun 2023	Jan–Jun 2024	%
(1)	(2)	(3)	(4)	(5)	(6)	(7)
Malta	399	97	-75,72	3.220	738	-77,09
Slovakia	495	32	-93,53	660	184	-72,18
Slovenia	9.053	4.486	-50,45	38.283	13.375	-65,06
Czech Republic	4.345	3.165	-27,15	15.749	11.583	-26,45
Russia Federation	1.423	9.764	586,09	6.126	58.530	855,45
Serbia	470	389	-17,23	948	727	-23,33
Montenegro	6.136	256	-95,82	6.438	760	-88,20
Kayu Gergajian	**20.879.420**	**18.995.877**	**-9,02**	**18.435.218**	**17.705.098**	**-3,96**
Japan	3.326.589	3.862.913	16,12	5.381.388	5.747.429	6,80
Hong Kong	119.680	–	–	96.407	–	–
Korea, Republic of	356.364	336.407	-5,60	417.992	514.224	23,02
Taiwan	282.993	89.536	-68,36	258.705	77.425	-70,07
China	11.238.003	9.346.140	-16,83	5.826.755	4.544.908	-22,00
Papua New Guinea	–	10.425	–	–	2.978	–
Thailand	150	–	–	1.570	–	–
Singapore	49.721	1.072	-97,84	49.002	2.079	-95,76
Malaysia	1.271.674	1.084.744	-14,70	971.390	867.471	-10,70
Viet Nam	424.306	447.253	5,41	297.159	202.129	-31,98
Maldives	42.680	41.800	-2,06	77.257	31.904	-58,70
India	76.818	68.903	-10,30	122.819	142.445	15,98
Bangladesh	763.690	–	–	439.385	–	–
Sri Lanka	–	550	–	–	122	–
Saudi Arabia	181	–	–	343	–	–
Turkey	467	4.249	809,74	2.852	39.467	1.283,80
United Arab Emirates	1.122	6.630	490,87	7.138	9.021	26,38
Qatar	–	17.107	–	–	20.400	–
Bahrain	232	–	–	441	–	–
South Africa	37.503	–	–	54.080	–	–
Mauritius	33.433	27.680	-17,21	58.223	33.414	-42,61
Australia	491.425	475.097	-3,32	656.478	741.716	12,98
New Zealand	79.142	110.408	39,51	112.182	90.892	-18,98
New Caledonia	1.926	2.662	38,21	4.028	4.811	19,44
United States	1.635.758	2.394.144	46,36	1.298.692	2.494.754	92,10
Canada	21.584	445	-97,94	97.673	2.178	-97,77
Guatemala	1	–	–	5	–	–
Jamaica	–	18	–	–	186	–
Costa Rica	88	–	–	72	–	–
French Polynesia	8.312	950	-88,57	11.182	1.514	-86,46
United Kingdom	297.094	242.859	-18,25	754.390	631.547	-16,28
Netherlands	124.849	244.854	96,12	431.927	753.660	74,49
France	4.833	9.530	97,20	38.190	38.929	1,93
Germany, Fed. Rep. of	110.567	98.599	-10,82	722.434	523.334	-27,56
Belgium	–	4	–	–	5	–
Denmark	2.960	10.060	239,85	2.636	11.066	319,85
Ireland	–	468	–	–	1.900	–
Italy	31.710	46.858	47,77	160.394	119.489	-25,50
Spain	3.201	150	-95,31	23.326	900	-96,14
Portugal	–	2.346	–	–	16.998	–
Poland	16.232	–	–	23.834	–	–
Albania	18.510	–	–	6.989	–	–
Latvia	1.307	–	–	6.800	–	–
Slovenia	4.313	11.015	155,39	21.082	35.801	69,82
Alat Dapur dari Kayu, Rotan dan Bambu	**4.156.671**	**3.957.990**	**-4,78**	**13.496.398**	**19.545.551**	**44,82**
Japan	954.009	787.601	-17,44	3.476.111	9.974.533	186,95
Hong Kong	509	517	1,57	5.111	4.642	-9,18
Korea, Republic of	1.096.497	793.715	-27,61	2.802.348	2.074.271	-25,98
Taiwan	649.543	783.206	20,58	2.202.712	2.624.808	19,16
China	47.036	16.521	-64,88	173.043	92.534	-46,53
Thailand	8.781	987	-88,76	36.487	3.280	-91,01
Singapore	6.434	9.881	53,59	13.193	54.719	314,77
Philippines	345	198	-42,57	287	8.402	2.829,75
Malaysia	25.397	11.916	-53,08	74.839	44.129	-41,03
Brunei Darussalam	175	372	112,59	174	1.917	1.004,14
Nepal	–	24	–	–	110	–
Viet Nam	57	–	–	182	–	–
Maldives	10.992	2.993	-72,77	24.498	19.502	-20,39
India	9.069	3.267	-63,98	37.151	7.442	-79,97
Iraq	405	23	-94,37	104	338	225,85
Iran (Islamic Republic of)	–	300	–	–	206	–
Saudi Arabia	16.524	24.131	46,04	20.800	83.271	300,33
Israel	9.551	13.953	46,09	46.194	33.472	-27,54
Kuwait	3	85	2.733,33	5	333	6.220,99
Jordan	3.620	–	–	2.589	–	–
Lebanon	–	1.972	–	–	7.485	–
Oman	75	4	-94,67	1.224	9	-99,24
Turkey	7.036	7.882	12,04	43.046	41.789	-2,92

https://www.bps.go.id

Komoditas/Negara Tujuan	Berat Bersih (kg)		Perub	Nilai FOB (US$)		Perub
	Jan–Jun 2023	Jan–Jun 2024	%	Jan–Jun 2023	Jan–Jun 2024	%
(1)	(2)	(3)	(4)	(5)	(6)	(7)
United Arab Emirates	2.549	2.377	-6,76	7.228	29.817	312,52
Qatar	–	327	–	–	23.339	–
Cyprus	634	1.177	85,67	507	5.371	959,82
Morocco	995	156	-84,28	969	253	-73,85
Namibia	36	682	1.793,15	277	2.555	821,05
Tanzania, United Rep. of	34	14	-59,48	1.043	154	-85,24
Kenya	965	–	–	3.788	–	–
Reunion	3.923	8.012	104,23	14.108	12.502	-11,38
Mozambique	–	625	–	–	3.320	–
Cote D'Ivoire	45	99	120,67	8.523	903	-89,40
Senegal	–	172	–	–	447	–
Seychelles	380	3.226	749,96	3.127	11.390	264,30
South Africa	2.808	6.446	129,56	14.612	20.547	40,61
Mauritius	1.718	1.507	-12,31	1.735	9.375	440,34
Mayotte	63	17	-73,02	560	89	-84,10
Australia	20.884	259.359	1.141,88	81.329	67.357	-17,18
New Zealand	1.874	1.471	-21,48	11.218	8.542	-23,86
Guam	17	97	470,59	339	1.021	200,75
Palau	–	4	–	–	24	–
New Caledonia	708	997	40,82	6.118	6.776	10,76
Saint Vincent and the Grenadines	–	409	–	–	2.264	–
Vanuatu	2	754	37.597,15	32	754	2.256,39
Fiji	1.758	–	–	4.929	–	–
East Timor	27.028	1.760	-93,49	8.634	1.234	-85,71
United States	306.019	303.747	-0,74	1.580.813	1.308.405	-17,23
Canada	22.832	7.585	-66,78	99.657	38.829	-61,04
Mexico	12.823	2.024	-84,22	110.814	25.485	-77,00
Guatemala	178	169	-5,06	1.990	1.131	-43,16
Panama	222	74	-66,61	904	418	-53,78
Chile	2.709	538	-80,13	14.439	4.444	-69,22
Argentina	1.853	2.203	18,90	3.485	31.330	799,09
Brazil	2.875	1.667	-42,03	10.245	30.070	193,50
Colombia	21	740	3.422,03	376	9.705	2.479,14
Uruguay	124	1.621	1.212,82	784	2.541	224,18
Paraguay	381	201	-47,35	4.540	949	-79,10
Ecuador	–	1.255	–	–	16.479	–
Bahamas	11	272	2.488,30	135	3.023	2.139,03
Jamaica	200	–	–	259	–	–
Puerto Rico	50	–	–	468	–	–
Dominican Republic	388	102	-73,71	1.303	600	-53,94
El Salvador	30	160	433,33	600	1.827	204,42
Costa Rica	2.507	859	-65,72	7.338	5.467	-25,50
French Polynesia	86	153	78,34	973	1.481	52,24
Martinique	1.741	907	-47,91	7.170	6.688	-6,73
Netherlands Antilles	245	48	-80,38	1.355	173	-87,26
Turks and Caicos Islands	–	36	–	–	1.960	–
Guadeloupe	413	649	56,92	3.354	3.835	14,35
U.S. Virgin Islands	58	–	–	2.670	–	–
United Kingdom	52.901	28.893	-45,38	204.274	116.861	-42,79
Netherlands	593.575	574.394	-3,23	1.200.771	1.258.355	4,80
France	48.458	39.639	-18,20	323.089	527.229	63,18
Germany, Fed. Rep. of	55.592	78.425	41,07	195.635	216.533	10,68
Austria	2.385	176	-92,61	44.657	2.587	-94,21
Belgium	43.379	51.309	18,28	198.045	242.395	22,39
Switzerland	907	577	-36,30	13.704	6.659	-51,40
Denmark	9.840	19.787	101,10	63.431	90.978	43,43
Norway	1.749	2.105	20,37	5.560	8.351	50,19
Sweden	8.809	10.308	17,02	21.081	19.517	-7,42
Finland	367	259	-29,45	604	1.651	173,39
Ireland	2.224	5	-99,78	6.641	65	-99,03
Italy	3.325	13.560	307,78	21.440	52.606	145,36
Spain	8.762	10.744	22,63	52.895	48.516	-8,28
Portugal	4.547	5.151	13,27	15.304	27.550	80,02
Iceland	550	–	–	1.321	–	–
Greece	2.497	11.401	356,53	24.076	51.380	113,41
Hungary	396	34	-91,40	2.194	140	-93,62
Poland	15.857	16.527	4,22	27.778	27.006	-2,78
Romania	8	293	3.568,24	302	1.346	346,33
Bulgaria	4.354	1.058	-75,71	3.905	763	-80,46
Albania	695	119	-82,88	22.766	268	-98,82
Lithuania	661	–	–	2.035	–	–
Estonia	49	2.550	5.124,34	179	6.376	3.454,07
Croatia	6.585	6.984	6,06	30.642	26.863	-12,33
Malta	95	19	-80,00	101	75	-25,99
Slovakia	16.408	–	–	25.152	–	–
Slovenia	2.476	3.584	44,79	2.526	2.716	7,52
Czech Republic	701	2.504	257,18	2.249	9.198	308,90
Russia Federation	281	3.150	1.021,01	1.195	18.930	1.484,64

https://www.bps.go.id

Lanjutan Tabel 3.6

Komoditas/Negara Tujuan	Berat Bersih (kg)		Perub	Nilai FOB (US$)		Perub
	Jan–Jun 2023	Jan–Jun 2024	%	Jan–Jun 2023	Jan–Jun 2024	%
(1)	(2)	(3)	(4)	(5)	(6)	(7)
Serbia	–	6	–	–	25	–
Montenegro	–	185	–	–	547	–
Barang Anyaman dari Tanaman Bukan	**2.196.370**	**2.241.512**	**2,06**	**13.239.079**	**13.399.045**	**1,21**
Japan	24.848	35.641	43,44	386.305	755.498	95,57
Hong Kong	32	–	–	256	–	–
Korea, Republic of	3.018	1.113	-63,12	11.946	16.278	36,26
Taiwan	410	132	-67,91	3.150	625	-80,16
China	3.171	941	-70,31	13.348	8.282	-37,96
Thailand	6.260	16.677	166,42	28.023	67.201	139,81
Singapore	20.678	2.642	-87,22	65.524	24.619	-62,43
Philippines	25	549	2.110,23	253	2.449	869,45
Malaysia	14.809	37.814	155,34	9.607	12.983	35,14
Viet Nam	49	5	-89,87	21	33	57,14
Maldives	3.293	14.767	348,45	40.058	71.468	78,41
India	10.937	2.678	-75,52	50.374	15.960	-68,32
Sri Lanka	–	348	–	–	6.559	–
Iraq	242	–	–	400	–	–
Iran (Islamic Republic of)	–	9.536	–	–	74.808	–
Saudi Arabia	3.596	7.687	113,75	17.395	14.847	-14,65
Israel	5.000	5.273	5,46	19.260	17.496	-9,16
Kuwait	229	2.630	1.048,47	1.184	2.504	111,48
Lebanon	11.142	160	-98,56	13.718	1.100	-91,98
Oman	566	10	-98,27	5.296	812	-84,67
Turkey	80.963	16.639	-79,45	291.092	57.409	-80,28
United Arab Emirates	11.691	24.264	107,55	71.225	109.539	53,79
Qatar	10.124	1	-99,99	9.000	215	-97,61
Cyprus	1.790	76	-95,74	10.176	1.330	-86,93
Morocco	1.630	3	-99,80	2.676	56	-97,90
Tunisia	–	17	–	–	460	–
Namibia	93	574	517,20	680	2.742	303,00
Tanzania, United Rep. of	7.112	3.913	-44,98	1.847	19.625	962,68
Madagascar	371	–	–	894	–	–
Kenya	2.838	–	–	11.619	–	–
Reunion	5.787	4.178	-27,81	37.754	21.260	-43,69
Mozambique	54	–	–	448	–	–
Ghana	544	117	-78,49	3.325	935	-71,87
Gabon	–	798	–	–	14.694	–
Cote D'Ivoire	–	273	–	–	2.195	–
Senegal	–	130	–	–	1.026	–
Seychelles	1.930	12.064	525,09	10.697	12.341	15,38
South Africa	4.084	4.224	3,43	29.324	14.909	-49,16
Zimbabwe	148	–	–	2.217	–	–
Mauritius	4.351	2.966	-31,82	19.439	15.948	-17,96
Mayotte	254	63	-75,20	1.292	186	-85,63
Australia	50.081	30.644	-38,81	169.521	100.063	-40,97
New Zealand	1.271	1.206	-5,11	5.953	8.855	48,75
Guam	362	28	-92,27	631	453	-28,27
Palau	–	7	–	–	79	–
New Caledonia	1.441	704	-51,11	20.345	4.976	-75,54
Northern Mariana Islands	–	85	–	–	358	–
Saint Vincent and the Grenadines	–	111	–	–	1.369	–
Wallis and Futuna Islands	96	20	-79,17	705	798	13,28
Cook Islands	181	242	33,70	980	2.888	194,62
Fiji	1.103	1.300	17,85	27.909	18.153	-34,96
Samoa	–	280	–	–	302	–
Solomon Islands	–	102	–	–	463	–
United States	1.293.360	1.348.160	4,24	8.347.595	8.392.082	0,53
Canada	37.521	25.237	-32,74	176.447	89.743	-49,14
Mexico	11.613	11.248	-3,14	101.880	94.864	-6,89
Guatemala	943	–	–	1.449	–	–
Panama	–	366	–	–	3.325	–
Curacao	–	209	–	–	516	–
Chile	1.026	2.586	151,94	4.673	27.007	477,94
Argentina	1.907	5.392	182,75	16.770	29.287	74,64
Brazil	16.855	700	-95,85	110.905	3.921	-96,46
Colombia	774	4.529	485,11	1.333	40.724	2.956,15
Uruguay	762	3.923	414,91	5.917	33.247	461,92
Paraguay	27	2.026	7.404,22	594	13.527	2.177,26
Ecuador	435	–	–	2.193	–	–
Peru	29	297	924,14	850	5.018	490,40
Guyana	238	–	–	1.008	–	–
Bahamas	124	–	–	1.520	–	–
Jamaica	3.300	137	-95,85	12.650	1.170	-90,75
Puerto Rico	461	716	55,48	2.736	1.081	-60,50
Dominican Republic	2.219	2.223	0,19	12.754	13.818	8,34
El Salvador	365	562	53,97	2.596	6.952	167,76
Costa Rica	3.901	6.074	55,70	39.951	34.918	-12,60

https://www.bps.go.id

Komoditas/Negara Tujuan	Berat Bersih (kg)		Perub	Nilai FOB (US$)		Perub
	Jan–Jun 2023	Jan–Jun 2024	%	Jan–Jun 2023	Jan–Jun 2024	%
(1)	(2)	(3)	(4)	(5)	(6)	(7)
Barbados	2	139	5.701,67	222	7.435	3.247,89
Antigua and Barbuda	24	762	3.074,55	241	2.964	1.128,69
Aruba	1.475	558	-62,16	2.460	3.468	40,98
French Polynesia	1.926	4.682	143,13	19.894	30.606	53,85
Martinique	353	826	133,99	2.584	8.257	219,55
Netherlands Antilles	1.298	1.122	-13,55	4.440	4.743	6,81
Turks and Caicos Islands	228	20	-91,30	1.959	1.080	-44,87
Guadeloupe	845	1.872	121,58	7.454	11.244	50,84
United Kingdom	50.330	73.801	46,64	249.350	300.884	20,67
Netherlands	78.368	81.204	3,62	456.656	528.127	15,65
France	155.725	144.431	-7,25	802.133	653.141	-18,57
Germany, Fed. Rep. of	28.554	19.223	-32,68	184.491	110.269	-40,23
Austria	51	–	–	2.104	–	–
Belgium	16.473	17.068	3,61	90.230	98.900	9,61
Switzerland	226	128	-43,35	1.373	1.038	-24,43
Denmark	9.071	9.427	3,92	44.258	50.626	14,39
Norway	608	38	-93,68	939	93	-90,10
Sweden	2.414	675	-72,03	19.698	7.395	-62,46
Finland	1.737	–	–	4.800	–	–
Ireland	6.526	–	–	54.315	–	–
Italy	11.118	38.156	243,19	52.818	169.658	221,21
Spain	57.772	101.255	75,27	541.366	751.330	38,78
Portugal	5.610	3.999	-28,72	31.970	17.215	-46,15
Greece	30.692	31.112	1,37	223.619	157.532	-29,55
Hungary	464	136	-70,69	1.246	616	-50,59
Poland	26.187	27.335	4,38	107.178	91.142	-14,96
Romania	20.993	12.492	-40,49	54.296	41.636	-23,32
Bulgaria	4.133	1.032	-75,02	3.207	11.923	271,78
Albania	8.170	5.606	-31,38	25.308	16.909	-33,19
Uzbekistan	11	–	–	420	–	–
Lithuania	242	3.243	1.242,70	2.381	12.022	404,81
Estonia	40	–	–	146	–	–
Croatia	272	459	68,77	243	525	115,68
Malta	530	8	-98,49	637	63	-90,05
Slovenia	326	320	-1,61	2.062	2.164	4,94
Czech Republic	–	2.047	–	–	5.570	–
Russia Federation	793	318	-59,90	769	2.124	176,34
Serbia	320	–	–	2.125	–	–
Barang dari Kayu, Rotan, Gabus Lainnya	**3.172.225**	**4.259.650**	**34,28**	**8.644.499**	**8.788.945**	**1,67**
Japan	182.830	183.544	0,39	803.167	638.833	-20,46
Hong Kong	189	32	-83,27	2.985	145	-95,14
Korea, Republic of	28.579	26.165	-8,45	42.392	33.533	-20,90
Taiwan	28.169	11.418	-59,47	22.795	8.292	-63,62
China	17.143	17.950	4,71	31.043	36.748	18,38
Macau	–	36	–	–	3.720	–
Papua New Guinea	1.405	2.020	43,78	8.895	6.824	-23,28
Thailand	2.746	3.769	37,24	15.583	8.941	-42,63
Singapore	12.344	2.284	-81,50	65.982	35.436	-46,29
Philippines	63	3.387	5.288,64	3.341	10.063	201,20
Malaysia	22.514	103.940	361,67	80.454	86.703	7,77
Myanmar	–	4	–	–	24	–
Cambodia	575	–	–	1.402	–	–
Brunei Darussalam	8	994	12.331,23	130	2.971	2.177,52
Nepal	–	81	–	–	879	–
Viet Nam	–	923	–	–	643	–
Maldives	48.492	29.475	-39,22	45.800	16.362	-64,28
India	61.761	6.745	-89,08	84.957	14.234	-83,25
Sri Lanka	16.532	5.866	-64,52	35.380	8.672	-75,49
Iraq	79.155	25.128	-68,25	55.363	19.679	-64,46
Iran (Islamic Republic of)	–	4.812	–	–	28.141	–
Saudi Arabia	2.926	114	-96,11	10.735	2.731	-74,56
Israel	93	45	-51,71	1.634	82	-94,99
Kuwait	67	20	-70,15	105	211	100,38
Lebanon	–	60	–	–	720	–
Yemen	150	–	–	250	–	–
Turkey	2.885	9.762	238,36	23.524	24.751	5,22
United Arab Emirates	1.232.233	2.419.774	96,37	1.743.313	2.628.009	50,75
Qatar	154	–	–	2.376	–	–
Bahrain	–	19	–	–	214	–
Cyprus	1.151	465	-59,56	6.406	1.514	-76,36
Egypt	86	–	–	587	–	–
Morocco	1.194	325	-72,79	10.353	2.968	-71,34
Tanzania, United Rep. of	872	363	-58,36	8.461	2.513	-70,30
Madagascar	163	–	–	226	–	–
Kenya	–	4	–	–	49	–
Reunion	10.144	5.996	-40,89	54.393	31.215	-42,61
Mozambique	–	179	–	–	1.851	–

https://www.bps.go.id

Lanjutan Tabel 3.6

Komoditas/Negara Tujuan	Berat Bersih (kg)		Perub	Nilai FOB (US$)		Perub
	Jan–Jun 2023	Jan–Jun 2024	%	Jan–Jun 2023	Jan–Jun 2024	%
(1)	(2)	(3)	(4)	(5)	(6)	(7)
Togo	–	675	–	–	1.035	–
Angola	10	–	–	642	–	–
Nigeria	360	1.717	376,94	788	985	25,02
Cote D'Ivoire	36	–	–	1.157	–	–
Senegal	4.125	10.488	154,25	3.200	138.821	4.238,16
Mauritania	218	–	–	15.000	–	–
Burkina Faso	–	1.450	–	–	750	–
Seychelles	702	1.714	144,15	6.349	20.411	221,47
South Africa	3.477	5.028	44,61	19.189	17.195	-10,39
Mauritius	7.950	2.025	-74,53	28.950	10.528	-63,63
Mayotte	397	902	127,19	1.106	3.648	229,83
Australia	127.610	150.636	18,04	309.754	274.555	-11,36
New Zealand	1.567	2.293	46,32	10.666	13.678	28,24
Guam	79	27	-65,82	1.126	217	-80,72
Palau	–	38	–	–	94	–
New Caledonia	13.245	5.498	-58,49	79.600	23.845	-70,04
Vanuatu	–	1	–	–	17	–
Wallis and Futuna Islands	236	137	-41,95	1.794	1.927	7,39
Cook Islands	–	335	–	–	391	–
Fiji	513	10.728	1.991,26	9.414	35.987	282,27
East Timor	54.991	71.304	29,67	67.434	87.351	29,54
United States	684.996	659.046	-3,79	2.298.488	2.392.823	4,10
Canada	25.816	31.845	23,36	114.902	129.264	12,50
Mexico	7.681	826	-89,25	150.752	4.588	-96,96
Guatemala	350	–	–	1.287	–	–
Panama	222	18	-91,88	2.616	107	-95,91
Curacao	–	236	–	–	375	–
Suriname	–	20	–	–	142	–
Chile	2.538	226	-91,09	36.423	486	-98,67
Argentina	2.457	120	-95,12	10.545	84	-99,21
Brazil	2.525	671	-73,42	7.395	9.824	32,85
Colombia	734	–	–	13.269	–	–
Uruguay	224	1.339	497,55	252	4.974	1.873,86
Paraguay	8	–	–	26	–	–
Ecuador	1.220	200	-83,61	2.027	340	-83,23
Peru	58	184	217,47	1.523	342	-77,55
Bahamas	240	–	–	725	–	–
Jamaica	521	925	77,54	3.219	3.303	2,61
Puerto Rico	946	71	-92,54	6.583	1.385	-78,96
Belize	–	380	–	–	11.282	–
Dominican Republic	1.645	3.759	128,49	7.103	15.278	115,10
El Salvador	599	316	-47,25	4.519	1.400	-69,03
Costa Rica	1.458	3.177	117,92	7.028	10.520	49,68
Anguilla	22	–	–	988	–	–
Aruba	–	10	–	–	204	–
Bermuda	5	78	1.460,00	187	481	157,03
French Polynesia	2.397	2.286	-4,65	10.174	28.209	177,28
Martinique	4.674	563	-87,95	24.431	2.958	-87,89
Netherlands Antilles	142	256	80,46	509	286	-43,75
Saint Lucia	–	6	–	–	433	–
Guadeloupe	6.583	471	-92,85	38.296	6.105	-84,06
Virgin Islands (British)	260	–	–	157	–	–
U.S. Virgin Islands	2	7	254,40	49	362	633,82
United Kingdom	106.346	98.937	-6,97	416.405	391.496	-5,98
Netherlands	32.009	45.279	41,46	133.850	186.447	39,30
France	57.196	41.341	-27,72	344.984	254.709	-26,17
Germany, Fed. Rep. of	42.932	22.510	-47,57	175.773	131.581	-25,14
Austria	28	41	47,71	312	527	68,87
Belgium	80.362	45.189	-43,77	365.476	189.760	-48,08
Switzerland	274	140	-49,08	2.712	1.390	-48,74
Denmark	362	609	68,38	1.691	7.871	365,35
Norway	191	1.152	502,25	9.089	4.406	-51,52
Sweden	2.315	12.097	422,58	15.986	50.793	217,74
Finland	1.112	–	–	3.775	–	–
Ireland	6.331	8.085	27,71	35.714	55.545	55,53
Italy	22.638	36.043	59,22	61.128	106.570	74,34
Spain	67.066	72.113	7,53	421.140	322.432	-23,44
Portugal	5.624	3.042	-45,91	13.131	15.846	20,68
Iceland	1	10	1.011,11	10	180	1.726,85
Greece	23.178	16.137	-30,38	152.969	98.102	-35,87
Hungary	1.169	81	-93,09	4.383	184	-95,79
Poland	2.038	4.056	99,03	5.511	15.158	175,04
Romania	49	4.480	9.042,50	339	5.255	1.451,97
Bulgaria	402	275	-31,59	4.720	1.066	-77,42
Albania	126	5.767	4.476,83	1.826	21.860	1.097,09
Kazakhstan	191	–	–	2.236	–	–
Lithuania	937	–	–	2.663	–	–
Latvia	–	839	–	–	450	–

https://www.bps.go.id

Komoditas/Negara Tujuan	Berat Bersih (kg)		Perub	Nilai FOB (US$)		Perub
	Jan–Jun 2023	Jan–Jun 2024	%	Jan–Jun 2023	Jan–Jun 2024	%
(1)	(2)	(3)	(4)	(5)	(6)	(7)
Georgia	126	–	–	1.726	–	–
Croatia	180	2.002	1.012,20	540	4.745	778,84
Slovakia	138	217	57,71	1.399	1.246	-10,95
Czech Republic	259	675	160,32	1.680	3.442	104,91
Russia Federation	172	463	169,41	1.542	2.866	85,85
Serbia	–	313	–	–	264	–
Montenegro	15	31	109,88	112	93	-16,96
Wadah dari Kayu	**4.814.258**	**3.056.158**	**-36,52**	**5.378.326**	**3.555.484**	**-33,89**
Japan	1.985.410	803.131	-59,55	2.802.589	1.383.909	-50,62
Hong Kong	1	–	–	195	–	–
Korea, Republic of	782.726	1.051.258	34,31	545.327	696.960	27,81
Taiwan	686.963	704.721	2,58	1.156.396	898.406	-22,31
China	295	29.597	9.932,87	6.374	31.081	387,67
Papua New Guinea	115	9.054	7.773,04	905	2.390	164,10
Thailand	27.551	195.210	608,53	16.638	104.847	530,15
Singapore	775.735	25.568	-96,70	306.558	15.845	-94,83
Malaysia	126.720	30.072	-76,27	132.042	31.520	-76,13
Viet Nam	232.108	–	–	37.780	–	–
India	6.300	–	–	5.568	–	–
Saudi Arabia	–	124.899	–	–	76.795	–
Israel	50	–	–	650	–	–
Australia	13.023	2.791	-78,57	17.004	44.563	162,07
New Zealand	35	48	38,11	167	84	-49,78
Wallis and Futuna Islands	–	524	–	–	2.017	–
East Timor	8.575	–	–	12.074	–	–
United States	37.094	47.630	28,40	124.957	214.250	71,46
Canada	–	11	–	–	29	–
Mexico	87.107	–	–	80.323	–	–
Colombia	–	190	–	–	373	–
Guadeloupe	–	544	–	–	1.744	–
United Kingdom	16.710	22.043	31,92	26.784	32.317	20,66
Netherlands	9.600	31	-99,68	36.302	6	-99,98
France	2.330	574	-75,37	1.332	6.775	408,44
Germany, Fed. Rep. of	6	5	-16,67	148	141	-4,42
Denmark	3.321	368	-88,91	25.273	4.084	-83,84
Italy	11.938	7.528	-36,94	40.545	5.470	-86,51
Spain	545	232	-57,35	2.394	1.796	-25,00
Greece	–	126	–	–	77	–
Hungary	–	2	–	–	7	–
Bangunan Prafabrikasi dari Kayu	**647.129**	**672.708**	**3,95**	**1.089.375**	**2.418.836**	**122,04**
Japan	11.851	2.233	-81,16	9.145	7.228	-20,96
Korea, Republic of	–	3.333	–	–	2.480	–
Taiwan	24.943	14.111	-43,43	28.049	16.132	-42,49
Thailand	–	5.979	–	–	22.667	–
Singapore	535	–	–	2.715	–	–
Philippines	–	23.140	–	–	100.078	–
Malaysia	116.349	38.284	-67,10	51.965	14.433	-72,23
Brunei Darussalam	1.554	–	–	1.680	–	–
Maldives	14.143	71.807	407,72	39.450	139.579	253,81
India	67.638	29.494	-56,39	55.458	47.636	-14,10
Sri Lanka	–	15.093	–	–	57.182	–
Oman	6.000	–	–	6.000	–	–
United Arab Emirates	300	–	–	4.420	–	–
Libyan Arab Jamahiriya	33.133	–	–	71.940	–	–
Reunion	2.174	5.972	174,70	2.313	6.744	191,55
Equatorial Guinea	–	20.162	–	–	40.030	–
Seychelles	64.588	850	-98,68	113.356	2.915	-97,43
Comoros	–	113.071	–	–	613.973	–
Australia	3.065	1.587	-48,22	4.024	716	-82,22
New Zealand	–	669	–	–	4.845	–
Micronesia, Fed. States of	–	38.150	–	–	72.915	–
New Caledonia	25.005	21.370	-14,54	43.188	40.637	-5,91
Vanuatu	3.850	–	–	750	–	–
United States	53.668	124.062	131,17	117.271	627.918	435,44
Dominican Republic	7.033	–	–	11.806	–	–
Costa Rica	86.591	53.868	-37,79	201.821	313.485	55,33
Cayman Islands	–	623	–	–	2.667	–
French Polynesia	11.955	20.902	74,84	17.000	28.826	69,56
Guadeloupe	10.801	6.428	-40,49	35.487	34.999	-1,37
United Kingdom	1.252	–	–	4.343	–	–
Netherlands	692	6.024	770,52	1.292	17.194	1.230,82
France	18.907	11.700	-38,12	71.909	43.570	-39,41
Germany, Fed. Rep. of	17.291	9.622	-44,35	16.929	44.050	160,20
Belgium	15.691	11.766	-25,02	32.570	15.260	-53,15
Sweden	10.941	13.911	27,15	66.352	79.381	19,64
Finland	360	–	–	3.500	–	–

https://www.bps.go.id

Lanjutan Tabel 3.6

Komoditas/Negara Tujuan	Berat Bersih (kg)		Perub	Nilai FOB (US$)		Perub
	Jan–Jun 2023	Jan–Jun 2024	%	Jan–Jun 2023	Jan–Jun 2024	%
(1)	(2)	(3)	(4)	(5)	(6)	(7)
Italy	5.935	–	–	16.335	–	–
Spain	29.126	7.995	-72,55	49.373	20.835	-57,80
Greece	–	503	–	–	464	–
Lithuania	1.757	–	–	8.933	–	–
Bubur Kertas (Pulp)	**3.281.411.436**	**2.930.617.225**	**-10,69**	**1.901.165.428**	**1.613.573.290**	**-15,13**
Japan	14.515.307	7.872.187	-45,77	7.602.692	3.905.726	-48,63
Korea, Republic of	123.761.338	150.198.945	21,36	69.396.832	78.450.161	13,05
Taiwan	5.839.670	5.913.001	1,26	3.314.619	3.389.586	2,26
China	2.461.844.508	2.290.672.565	-6,95	1.467.424.068	1.289.662.014	-12,11
Thailand	14.915.675	9.313.098	-37,56	8.486.660	5.165.998	-39,13
Singapore	10	27	167,31	67	50	-24,86
Philippines	1.200.000	2.200.000	83,33	714.124	1.176.994	64,82
Malaysia	14.566.695	928.577	-93,63	9.095.437	694.735	-92,36
Myanmar	320.392	–	–	187.555	–	–
Viet Nam	104.995.934	36.165.203	-65,56	54.492.038	18.992.403	-65,15
India	282.390.326	177.746.127	-37,06	138.208.504	87.916.706	-36,39
Pakistan	1.815.119	2.243.435	23,60	1.036.317	1.450.793	40,00
Bangladesh	125.074.629	136.930.051	9,48	66.794.550	66.459.304	-0,50
Sri Lanka	60.000	262.349	337,25	34.208	137.634	302,35
Iraq	1.020.000	1.860.000	82,35	697.898	951.447	36,33
Saudi Arabia	30.983.750	59.413.340	91,76	16.549.690	30.462.127	84,06
Israel	60	–	–	75	–	–
Kuwait	4.020.000	2.987.441	-25,69	2.626.014	1.508.355	-42,56
Turkey	47.592.214	12.987.086	-72,71	28.792.518	6.818.115	-76,32
United Arab Emirates	29.324.698	26.367.274	-10,09	14.667.216	12.479.037	-14,92
Egypt	7.504.872	500.000	-93,34	4.579.550	291.880	-93,63
Nigeria	1.502.094	260.000	-82,69	884.195	142.678	-83,86
Djibouti	100.202	–	–	38.578	–	–
Australia	7.949.706	–	–	5.394.721	–	–
New Zealand	–	30	–	–	5	–
East Timor	40	–	–	217	–	–
United States	–	6.538	–	–	4.324	–
Canada	2	–	–	1	–	–
Mexico	–	40.000	–	–	22.103	–
Brazil	–	4	–	–	1	–
United Kingdom	96.047	172.156	79,24	64.375	88.413	37,34
Germany, Fed. Rep. of	4	4.280	106.900,00	38	15.586	40.916,38
Belgium	–	218.408	–	–	103.638	–
Norway	–	36.288	–	–	163.731	–
Finland	–	42.759	–	–	25.830	–
Italy	–	5.200.000	–	–	2.756.125	–
Poland	–	3.481	–	–	7.866	–
Romania	18.144	72.576	300,00	82.671	329.927	299,09
Kertas Khusus	**1.587.975.633**	**1.535.562.090**	**-3,30**	**1.364.655.461**	**1.191.369.738**	**-12,70**
Japan	141.866.224	158.825.857	11,95	132.848.935	141.968.733	6,86
Hong Kong	7.682.388	7.547.207	-1,76	6.912.401	6.774.417	-2,00
Korea, Republic of	42.333.273	50.189.724	18,56	32.624.744	36.198.173	10,95
Taiwan	38.682.064	41.977.609	8,52	32.387.533	32.594.708	0,64
China	54.832.742	57.569.297	4,99	45.788.347	41.652.199	-9,03
Papua New Guinea	273.714	616.317	125,17	326.377	652.211	99,83
Thailand	29.707.318	30.142.074	1,46	26.636.636	25.669.215	-3,63
Singapore	13.667.582	13.963.268	2,16	10.754.838	11.137.595	3,56
Philippines	84.890.962	120.003.967	41,36	70.441.281	88.046.999	24,99
Malaysia	88.435.495	94.195.543	6,51	74.436.189	73.618.794	-1,10
Myanmar	34.042.973	11.760.605	-65,45	27.244.948	8.329.002	-69,43
Cambodia	5.250.447	3.391.392	-35,41	4.745.174	2.686.165	-43,39
Brunei Darussalam	312.345	514.698	64,78	246.986	360.190	45,83
Nepal	1.946.140	2.549.109	30,98	1.723.750	1.695.199	-1,66
Viet Nam	140.649.934	113.255.601	-19,48	111.196.723	80.387.001	-27,71
Maldives	141.679	102.336	-27,77	116.032	67.001	-42,26
India	138.515.189	100.141.606	-27,70	115.981.973	75.525.774	-34,88
Pakistan	22.479.608	35.326.285	57,15	18.612.773	26.208.010	40,81
Bangladesh	7.903.791	5.909.501	-25,23	6.105.849	5.043.015	-17,41
Sri Lanka	17.920.842	14.658.912	-18,20	16.521.529	11.504.234	-30,37
Iraq	9.455.011	9.665.694	2,23	9.307.902	8.664.501	-6,91
Saudi Arabia	36.173.643	41.821.306	15,61	33.743.345	32.906.398	-2,48
Israel	2.456.711	1.216.006	-50,50	2.078.534	955.578	-54,03
Kuwait	4.450.528	4.178.151	-6,12	3.756.073	3.381.818	-9,96
Jordan	11.131.874	4.902.208	-55,96	9.613.749	3.095.392	-67,80
Lebanon	5.171.333	8.728.419	68,78	4.859.274	7.453.427	53,39
Yemen	3.828.682	1.234.678	-67,75	3.720.204	1.130.279	-69,62
Oman	4.200.543	3.354.831	-20,13	3.731.441	2.668.808	-28,48
Turkey	24.543.189	30.730.214	25,21	19.898.971	21.585.196	8,47
United Arab Emirates	86.902.206	88.934.711	2,34	69.714.707	63.398.510	-9,06
Qatar	3.965.609	2.908.518	-26,66	3.455.610	2.438.017	-29,45
Bahrain	2.201.033	2.318.136	5,32	2.037.256	1.835.582	-9,90

https://www.bps.go.id

Komoditas/Negara Tujuan	Berat Bersih (kg)		Perub	Nilai FOB (US$)		Perub
	Jan–Jun 2023	Jan–Jun 2024	%	Jan–Jun 2023	Jan–Jun 2024	%
(1)	(2)	(3)	(4)	(5)	(6)	(7)
Cyprus	2.323.153	1.848.148	-20,45	2.164.991	1.482.663	-31,52
Egypt	16.228.256	7.962.052	-50,94	15.073.031	5.514.215	-63,42
Libyan Arab Jamahiriya	3.810.964	1.241.289	-67,43	3.680.780	1.094.988	-70,25
Morocco	647.640	445.995	-31,14	567.825	336.663	-40,71
Tunisia	83.888	57.350	-31,64	84.524	71.728	-15,14
Algeria	48.795	53.561	9,77	46.058	44.991	-2,32
Sudan	78.610	–	–	52.845	–	–
Eritrea	–	72.237	–	–	78.806	–
Namibia	288.588	96.432	-66,58	267.980	81.967	-69,41
Ethiopia	3.307.554	1.850.961	-44,04	3.204.083	1.390.518	-56,60
Tanzania, United Rep. of	10.618.722	7.066.410	-33,45	9.502.490	5.829.477	-38,65
Madagascar	3.660.951	2.406.519	-34,27	3.142.061	1.767.097	-43,76
Somalia	580.499	268.421	-53,76	559.175	251.810	-54,97
Kenya	23.927.725	22.245.235	-7,03	20.637.016	16.546.494	-19,82
Reunion	1.696.485	1.988.577	17,22	1.515.255	1.595.761	5,31
Mozambique	3.490.404	2.252.290	-35,47	3.201.616	1.855.837	-42,03
Equatorial Guinea	132.628	19.286	-85,46	132.776	16.388	-87,66
Togo	3.715.695	5.599.686	50,70	3.278.195	4.591.260	40,05
Ghana	10.291.679	7.308.039	-28,99	9.282.440	5.787.898	-37,65
Liberia	802.962	214.634	-73,27	746.293	173.811	-76,71
Guinea	1.394.077	760.630	-45,44	1.215.471	569.664	-53,13
Angola	3.766.126	4.005.387	6,35	3.334.101	3.158.558	-5,27
Congo	4.268.646	1.583.818	-62,90	3.991.394	1.269.597	-68,19
Cameroon	2.671.894	4.058.906	51,91	2.310.348	3.083.866	33,48
Nigeria	65.647.512	17.630.117	-73,14	54.433.635	13.050.105	-76,03
Sierra Leone	1.186.330	477.353	-59,76	1.071.863	372.572	-65,24
Gabon	421.126	286.208	-32,04	355.565	209.794	-41,00
Cote D'Ivoire	15.170.549	6.518.423	-57,03	12.750.014	4.862.683	-61,86
Senegal	2.509.533	2.338.738	-6,81	2.400.843	1.966.887	-18,08
Mauritania	424.899	273.128	-35,72	398.561	226.309	-43,22
Mali	138.711	–	–	100.696	–	–
Benin	5.149.374	2.372.429	-53,93	4.692.778	1.982.104	-57,76
Gambia	555.976	96.921	-82,57	530.913	83.245	-84,32
Seychelles	53.343	–	–	48.716	–	–
Uganda	–	23.878	–	–	20.057	–
Djibouti	11.707.047	8.398.317	-28,26	10.421.545	6.280.368	-39,74
Sao Tome and Principe	19.286	–	–	18.901	–	–
South Africa	17.510.982	12.022.313	-31,34	17.092.957	11.019.617	-35,53
Zimbabwe	39.805	17.919	-54,98	64.442	15.590	-75,81
Malawi	109.297	74.824	-31,54	101.853	64.879	-36,30
Comoros	–	19.161	–	–	15.815	–
Mauritius	2.107.989	3.106.829	47,38	1.947.348	2.620.445	34,56
Mayotte	229.685	230.608	0,40	175.399	183.015	4,34
Democratic Rep. of the Congo	1.361.107	1.266.581	-6,94	1.076.865	1.260.973	17,10
Australia	26.304.545	42.107.246	60,08	25.437.798	33.314.498	30,96
New Zealand	4.066.275	5.615.759	38,11	3.652.570	4.742.833	29,85
Micronesia, Fed. States of	17.192	18.983	10,42	18.088	12.507	-30,85
Guam	65.996	41.779	-36,69	57.812	32.652	-43,52
Palau	–	18.983	–	–	12.413	–
New Caledonia	284.218	394.925	38,95	230.954	313.570	35,77
Vanuatu	75.841	114.160	50,52	58.229	90.050	54,65
Fiji	415.831	365.924	-12,00	262.097	242.483	-7,48
Marshall Islands	–	57.952	–	–	57.645	–
Samoa	93.304	114.010	22,19	69.245	80.708	16,55
Solomon Islands	37.920	36.299	-4,27	28.622	25.573	-10,65
Tonga	36.923	37.920	2,70	28.315	26.731	-5,59
East Timor	490.811	581.878	18,55	565.017	655.629	16,04
United States	13.789.598	26.494.660	92,14	11.596.702	20.986.124	80,97
Canada	4.562.570	15.650.275	243,01	3.821.031	12.560.925	228,73
Mexico	54.040.982	32.753.043	-39,39	42.761.816	24.060.186	-43,73
Guatemala	9.981.492	6.845.999	-31,41	8.316.189	5.346.389	-35,71
Honduras	4.942.432	1.169.280	-76,34	4.280.307	991.642	-76,83
Nicaragua	1.866.523	1.099.789	-41,08	1.561.094	848.194	-45,67
Panama	2.538.847	1.013.431	-60,08	2.101.864	777.450	-63,01
Suriname	81.353	88.843	9,21	99.042	91.040	-8,08
Chile	4.499.200	8.890.732	97,61	3.574.940	6.146.032	71,92
Venezuela	405.660	48.855	-87,96	379.310	59.905	-84,21
Argentina	373.611	336.465	-9,94	293.355	293.648	0,10
Brazil	308.186	956.995	210,53	250.908	624.713	148,98
Colombia	2.020.354	475.908	-76,44	1.853.093	453.421	-75,53
Uruguay	–	25.411	–	–	14.760	–
Paraguay	38.620	108.694	181,45	53.767	77.616	44,36
Ecuador	10.484.291	2.212.315	-78,90	7.886.719	1.562.236	-80,19
Peru	11.591.945	5.938.019	-48,77	8.915.423	3.991.617	-55,23
Guyana	192.971	172.812	-10,45	191.397	156.060	-18,46
Trinidad and Tobago	1.902.070	346.438	-81,79	1.837.336	314.877	-82,86
Jamaica	735.463	511.642	-30,43	612.508	409.991	-33,06
Puerto Rico	187.631	58.884	-68,62	153.729	43.673	-71,59

https://www.bps.go.id

Lanjutan Tabel 3.6

Komoditas/Negara Tujuan	Berat Bersih (kg)		Perub	Nilai FOB (US$)		Perub
	Jan–Jun 2023	Jan–Jun 2024	%	Jan–Jun 2023	Jan–Jun 2024	%
(1)	(2)	(3)	(4)	(5)	(6)	(7)
Belize	23.676	16.621	-29,80	22.349	15.349	-31,32
Dominican Republic	3.895.877	795.671	-79,58	3.032.702	504.375	-83,37
El Salvador	3.348.685	1.794.768	-46,40	3.020.009	1.494.153	-50,52
Costa Rica	3.394.450	2.255.822	-33,54	3.027.423	1.798.161	-40,60
Haiti	1.217.067	191.580	-84,26	1.287.687	170.386	-86,77
Barbados	84.064	–	–	114.591	–	–
Aruba	22.455	–	–	18.804	–	–
French Guiana	268.191	247.710	-7,64	234.347	201.203	-14,14
French Polynesia	382.129	285.435	-25,30	382.999	223.873	-41,55
Martinique	326.433	308.396	-5,53	327.492	269.999	-17,56
Netherlands Antilles	19.300	20.321	5,29	23.159	16.539	-28,59
Saint Lucia	–	25.190	–	–	16.531	–
Guadeloupe	248.946	307.132	23,37	244.919	274.946	12,26
United Kingdom	30.625.716	37.115.475	21,19	32.815.404	31.997.724	-2,49
Netherlands	510.396	–	–	490.710	–	–
France	234.916	310.320	32,10	246.480	271.552	10,17
Germany, Fed. Rep. of	6.335.348	6.668.362	5,26	6.344.724	5.871.870	-7,45
Austria	–	1.499	–	–	3.554	–
Belgium	20.279.593	44.456.398	119,22	17.373.290	33.882.325	95,03
Switzerland	–	138.312	–	–	97.930	–
Denmark	–	19.163	–	–	27.937	–
Sweden	–	10	–	–	13	–
Finland	–	7.683	–	–	38	–
Ireland	1.822.994	1.483.323	-18,63	2.172.189	1.497.120	-31,08
Italy	24.103.014	34.716.438	44,03	20.412.751	25.067.086	22,80
Spain	8.929.813	12.707.760	42,31	10.132.272	11.856.001	17,01
Portugal	823.677	1.045.134	26,89	982.731	1.016.401	3,43
Greece	15.115.135	13.409.673	-11,28	13.826.013	10.452.519	-24,40
Hungary	1.186.439	2.033.136	71,36	1.177.477	1.307.967	11,08
Poland	3.518.167	7.180.296	104,09	3.600.435	5.645.706	56,81
Romania	4.221.746	6.229.047	47,55	3.454.153	5.086.531	47,26
Bulgaria	1.170.488	1.107.504	-5,38	1.117.114	843.856	-24,46
Albania	612.730	825.593	34,74	509.825	549.262	7,74
Kazakhstan	83.768	–	–	86.583	–	–
Ukraine	192.349	–	–	130.518	–	–
Uzbekistan	98.280	–	–	125.307	–	–
Lithuania	1.217.147	3.451.748	183,59	1.288.667	2.480.543	92,49
Latvia	57.080	143.102	150,70	124.915	98.250	-21,35
Estonia	11.886	–	–	10.136	–	–
Georgia	800.604	402.653	-49,71	771.738	415.877	-46,11
Croatia	1.688.892	2.669.721	58,08	1.611.151	2.326.300	44,39
Bosnia and Herzegovina	–	2	–	–	2	–
Malta	259.149	410.138	58,26	273.859	413.668	51,05
Slovenia	6.196.176	6.865.388	10,80	5.631.995	5.247.875	-6,82
Czech Republic	22.633	–	–	15.537	–	–
Russia Federation	–	17.865	–	–	47.868	–
Serbia	–	1	–	–	1	–
Kertas Tissue	**446.889.456**	**418.597.261**	**-6,33**	**582.290.132**	**487.789.885**	**-16,23**
Japan	33.089.450	30.742.719	-7,09	48.303.372	45.800.574	-5,18
Hong Kong	376.610	268.890	-28,60	908.930	590.975	-34,98
Korea, Republic of	54.963.951	42.698.536	-22,32	64.070.876	42.186.274	-34,16
Taiwan	27.074.033	24.408.352	-9,85	32.097.628	24.682.310	-23,10
China	9.680.108	12.644.364	30,62	10.057.543	11.398.374	13,33
Papua New Guinea	188.546	222.622	18,07	553.823	654.695	18,21
Thailand	14.460.196	16.133.238	11,57	18.913.712	17.849.909	-5,62
Singapore	3.065.288	3.272.221	6,75	8.964.888	8.276.145	-7,68
Philippines	24.723.735	21.735.088	-12,09	34.560.004	28.538.850	-17,42
Malaysia	25.205.723	13.580.464	-46,12	34.060.229	18.037.255	-47,04
Myanmar	1.381.206	72.563	-94,75	3.955.653	225.281	-94,30
Cambodia	4.801.498	4.096.375	-14,69	5.546.412	4.404.860	-20,58
Brunei Darussalam	252.114	179.579	-28,77	765.792	532.494	-30,46
Lao People'S Dem. Rep.	11	–	–	400	–	–
Nepal	–	4.921	–	–	10.086	–
Viet Nam	17.965.843	22.469.646	25,07	21.520.676	25.164.369	16,93
Maldives	38.473	6.108	-84,12	88.555	17.591	-80,14
India	7.160.518	7.605.918	6,22	11.754.623	7.445.125	-36,66
Pakistan	436	68.399	15.587,80	3.194	79.865	2.400,74
Bangladesh	195.345	166.100	-14,97	269.157	238.125	-11,53
Sri Lanka	201.293	119.064	-40,85	242.188	130.209	-46,24
Iraq	276.734	6.650	-97,60	357.298	13.755	-96,15
Saudi Arabia	5.798.675	2.548.952	-56,04	7.405.151	2.991.883	-59,60
Israel	73.367	146.537	99,73	92.250	153.428	66,32
Kuwait	2.969.652	34.274	-98,85	3.380.965	65.087	-98,07
Jordan	497.423	3.150	-99,37	618.039	7.434	-98,80
Yemen	1.539.074	295.655	-80,79	1.897.115	278.759	-85,31
Oman	557.925	762.262	36,62	719.960	871.679	21,07
Turkey	478.893	189.104	-60,51	749.655	290.281	-61,28

https://www.bps.go.id

Komoditas/Negara Tujuan	Berat Bersih (kg)		Perub	Nilai FOB (US$)		Perub
	Jan–Jun 2023	Jan–Jun 2024	%	Jan–Jun 2023	Jan–Jun 2024	%
(1)	(2)	(3)	(4)	(5)	(6)	(7)
United Arab Emirates	10.206.533	8.444.151	-17,27	12.171.237	8.177.773	-32,81
Qatar	3.064.821	1.246.317	-59,33	3.757.051	1.306.527	-65,22
Bahrain	1.193.295	282.794	-76,30	1.593.865	289.475	-81,84
Cyprus	2.307.036	1.220.675	-47,09	2.527.600	1.205.705	-52,30
Egypt	473.415	30.000	-93,66	487.617	249.827	-48,77
Libyan Arab Jamahiriya	–	5.661	–	–	18.241	–
Morocco	123	6.500	5.187,35	3.227	14.896	361,60
Tanzania, United Rep. of	902.978	1.340.111	48,41	1.172.639	1.546.836	31,91
Madagascar	130.206	142.170	9,19	157.684	163.520	3,70
Somalia	–	15.265	–	–	19.474	–
Kenya	1.109.013	536.149	-51,66	1.616.747	676.066	-58,18
Reunion	867.197	109.438	-87,38	1.146.825	117.993	-89,71
Mozambique	186.450	–	–	163.945	–	–
Togo	238.072	79.895	-66,44	332.084	94.606	-71,51
Ghana	1.335.334	901.278	-32,51	1.722.364	975.038	-43,39
Liberia	4.461	–	–	8.367	–	–
Angola	430.575	–	–	612.181	–	–
Congo	67.212	–	–	85.125	–	–
Cameroon	975.054	365.183	-62,55	1.292.027	446.301	-65,46
Nigeria	63.956	12	-99,98	69.983	864	-98,77
Sierra Leone	–	2.581	–	–	4.671	–
Cote D'Ivoire	742.774	2.170.120	192,16	1.003.135	2.235.056	122,81
Senegal	96.716	–	–	121.144	–	–
Gambia	–	1.442	–	–	3.869	–
Seychelles	10.547	9.743	-7,62	76.430	62.775	-17,87
Djibouti	518.053	144.724	-72,06	642.141	165.134	-74,28
South Africa	15.184.019	11.630.150	-23,41	17.711.560	10.671.062	-39,75
Malawi	–	480	–	–	275	–
Comoros	–	40	–	–	1.389	–
Mauritius	978.279	365.538	-62,63	1.246.489	405.427	-67,47
Mayotte	–	784	–	–	2.138	–
Democratic Rep. of the Congo	370	–	–	574	–	–
Australia	18.496.577	25.874.285	39,89	30.939.448	40.031.467	29,39
New Zealand	19.376.811	17.006.344	-12,23	21.900.236	16.304.227	-25,55
Micronesia, Fed. States of	591	7.312	1.137,16	634	14.501	2.188,72
Guam	25.855	20.347	-21,31	49.852	29.386	-41,05
Palau	3.149	8.038	155,22	6.827	22.987	236,73
New Caledonia	507.148	319.634	-36,97	647.228	378.961	-41,45
Vanuatu	25.940	12.264	-52,72	110.488	37.667	-65,91
American Samoa	863	–	–	1.933	–	–
Fiji	1.061.177	176.691	-83,35	1.462.752	218.801	-85,04
Kiribati	251	749	198,08	571	2.597	354,73
Samoa	48.025	51.620	7,49	63.592	63.000	-0,93
Solomon Islands	22.565	7.961	-64,72	68.597	24.266	-64,62
Tonga	4.164	1.067	-74,38	21.083	10.027	-52,44
East Timor	1.222.709	1.183.789	-3,18	2.876.806	3.193.184	11,00
United States	62.088.227	79.062.141	27,34	82.350.682	95.034.079	15,40
Canada	2.537.963	167.084	-93,42	2.943.548	227.878	-92,26
Mexico	7.550.988	5.710.541	-24,37	9.853.165	5.757.931	-41,56
Guatemala	3.576.904	3.062.173	-14,39	4.087.755	2.918.802	-28,60
Honduras	50.449	–	–	58.016	–	–
Panama	207.870	191.068	-8,08	271.983	187.351	-31,12
Suriname	162.380	35.839	-77,93	209.357	42.586	-79,66
Chile	3.292.638	1.639.644	-50,20	4.014.425	1.715.714	-57,26
Brazil	356	–	–	14.570	–	–
Colombia	1.250.825	154.436	-87,65	1.538.932	169.272	-89,00
Ecuador	3.976.525	2.867.820	-27,88	4.937.774	2.973.288	-39,78
Peru	3.498.387	988.225	-71,75	3.761.019	1.039.458	-72,36
Trinidad and Tobago	5.651.210	4.336.346	-23,27	6.170.930	4.280.091	-30,64
Jamaica	108.524	–	–	139.996	–	–
Puerto Rico	172.082	202.789	17,84	274.906	326.636	18,82
Dominican Republic	8.058.312	6.319.750	-21,57	9.738.985	6.437.301	-33,90
El Salvador	47.877	533.989	1.015,33	57.213	529.491	825,47
Cape Verde	42.787	–	–	54.131	–	–
French Polynesia	682.350	864.743	26,73	875.044	999.828	14,26
Guadeloupe	141.438	117.870	-16,66	153.856	104.469	-32,10
United Kingdom	10.625.383	3.143.642	-70,41	12.844.657	3.380.869	-73,68
Netherlands	10.681	9.871	-7,59	21.206	35.064	65,35
France	464.482	48.695	-89,52	654.899	124.442	-81,00
Germany, Fed. Rep. of	602.614	595.701	-1,15	723.885	776.342	7,25
Belgium	546.917	366.156	-33,05	680.035	372.256	-45,26
Switzerland	50	–	–	8.316	–	–
Denmark	–	1.378	–	–	8.688	–
Ireland	1.483.395	1.227.676	-17,24	1.725.582	1.215.833	-29,54
Italy	1.930.270	354.224	-81,65	2.144.064	389.349	-81,84
Spain	1.413.377	1.252.013	-11,42	1.699.811	1.286.250	-24,33
Portugal	737.819	747.847	1,36	1.002.557	795.887	-20,61
Iceland	155.547	39.407	-74,67	189.182	31.311	-83,45

https://www.bps.go.id

Lanjutan Tabel 3.6

Komoditas/Negara Tujuan	Berat Bersih (kg)		Perub	Nilai FOB (US$)		Perub
	Jan–Jun 2023	Jan–Jun 2024	%	Jan–Jun 2023	Jan–Jun 2024	%
(1)	(2)	(3)	(4)	(5)	(6)	(7)
Greece	2.822.798	9.193.695	225,69	3.359.083	9.022.965	168,61
Poland	2.491.114	7.709.090	209,46	3.179.433	8.174.908	157,12
Romania	66.141	253.098	282,66	103.856	281.856	171,39
Bulgaria	–	673	–	–	978	–
Albania	67.227	–	–	82.692	–	–
Azerbaijan	85.309	–	–	106.636	–	–
Lithuania	124.417	261.379	110,08	160.693	274.021	70,53
Latvia	6	95.088	1.587.345,74	31	95.415	308.287,82
Georgia	14.101	51.894	268,02	19.712	63.817	223,75
Croatia	549.062	8.139.231	1.382,39	667.888	7.867.871	1.078,02
Malta	–	134.141	–	–	136.249	–
Slovenia	416.986	476.071	14,17	512.490	431.801	-15,74
Russia Federation	285.235	38.743	-86,42	1.166.957	157.786	-86,48
Serbia	–	37	–	–	72	–
Kertas dan Papan Kertas Bergelombang	**655.816.597**	**472.553.842**	**-27,94**	**264.597.286**	**189.835.092**	**-28,26**
Japan	457.060	110.841	-75,75	462.510	94.869	-79,49
Hong Kong	–	1	–	–	1	–
Korea, Republic of	7.382.066	1.462.101	-80,19	6.932.733	1.757.343	-74,65
Taiwan	12.491.645	7.142.259	-42,82	6.407.529	4.709.799	-26,50
China	498.576.552	373.816.932	-25,02	177.932.659	128.680.138	-27,68
Papua New Guinea	–	125.520	–	–	3.392	–
Thailand	39.920.787	22.577.049	-43,45	18.218.925	10.832.763	-40,54
Singapore	4.749.262	2.533.652	-46,65	2.141.077	1.160.300	-45,81
Philippines	27.144.927	9.085.359	-66,53	10.478.537	4.154.546	-60,35
Malaysia	21.475.440	12.787.736	-40,45	10.285.890	8.064.135	-21,60
Myanmar	121.474	306.271	152,13	43.794	108.034	146,68
Cambodia	1.805.972	277.526	-84,63	893.260	124.633	-86,05
Brunei Darussalam	–	24.374	–	–	37.771	–
Viet Nam	13.796.419	12.307.740	-10,79	9.501.599	7.792.810	-17,98
India	2.420.827	2.842.116	17,40	2.653.223	2.407.799	-9,25
Pakistan	439.952	47.734	-89,15	194.998	51.355	-73,66
Bangladesh	469.655	105.272	-77,59	549.995	41.711	-92,42
Sri Lanka	38.535	101.084	162,32	31.787	97.751	207,52
Saudi Arabia	8.039.726	8.366.325	4,06	6.252.812	4.977.268	-20,40
Israel	–	90.577	–	–	94.872	–
Kuwait	115.575	728.986	530,75	129.112	443.291	243,34
Jordan	256.637	38.607	-84,96	282.370	41.060	-85,46
Lebanon	23.654	138.868	487,07	23.577	120.246	410,01
Yemen	–	23.705	–	–	29.186	–
Oman	41.187	83.488	102,70	46.504	83.072	78,64
Turkey	296.054	366.643	23,84	400.727	558.958	39,49
United Arab Emirates	3.697.666	7.508.766	103,07	2.933.731	4.943.935	68,52
Qatar	–	23.198	–	–	23.386	–
Cyprus	4.212	–	–	5.580	–	–
Egypt	–	490.199	–	–	486.527	–
Ethiopia	1.165.248	–	–	780.666	–	–
Tanzania, United Rep. of	296.243	372.841	25,86	159.690	200.507	25,56
Madagascar	524.779	72.954	-86,10	190.090	25.315	-86,68
Kenya	661.449	583.208	-11,83	582.890	626.258	7,44
Mozambique	48.983	98.687	101,47	33.309	57.238	71,84
Ghana	678.709	–	–	430.706	–	–
Nigeria	95.699	–	–	104.543	–	–
Cote D'Ivoire	47.380	49.892	5,30	60.158	57.862	-3,82
Mauritania	244.200	–	–	92.441	–	–
Djibouti	75.656	–	–	38.560	–	–
South Africa	222.953	1.490.772	568,65	154.734	1.169.750	655,97
Mauritius	534.727	145.368	-72,81	213.207	100.357	-52,93
Australia	932.961	1.396.799	49,72	668.709	2.246.107	235,89
New Zealand	900.285	1.640.210	82,19	704.779	999.799	41,86
New Caledonia	–	16.185	–	–	18.451	–
Fiji	–	111.305	–	–	73.368	–
East Timor	–	13.364	–	–	10.509	–
United States	5	504.738	10.693.503,81	286	183.255	64.035,66
Canada	142.303	70.214	-50,66	176.741	64.590	-63,46
Mexico	455.595	850.846	86,76	235.695	728.238	208,97
Guatemala	605.377	–	–	243.281	–	–
Honduras	1.951.831	24.056	-98,77	782.150	23.503	-97,00
Panama	–	10.939	–	–	3.938	–
Chile	579.661	527.770	-8,95	431.399	198.833	-53,91
Venezuela	48.082	45.241	-5,91	61.069	49.151	-19,52
Argentina	22.446	–	–	29.007	–	–
Colombia	97.948	23.562	-75,94	81.872	9.425	-88,49
Uruguay	25.891	–	–	17.827	–	–
Ecuador	125.733	–	–	53.222	–	–
Peru	–	85.125	–	–	92.758	–
Puerto Rico	196.361	–	–	118.777	–	–
Dominican Republic	307.911	49.253	-84,00	166.082	35.696	-78,51

https://www.bps.go.id

Komoditas/Negara Tujuan	Berat Bersih (kg)		Perub	Nilai FOB (US$)		Perub
	Jan–Jun 2023	Jan–Jun 2024	%	Jan–Jun 2023	Jan–Jun 2024	%
(1)	(2)	(3)	(4)	(5)	(6)	(7)
El Salvador	210.479	–	–	107.633	–	–
Haiti	–	8.000	–	–	12.954	–
French Polynesia	–	37.932	–	–	46.107	–
Germany, Fed. Rep. of	108	–	–	427	–	–
Belgium	25.566	–	–	31.234	–	–
Sweden	–	10	–	–	12	–
Italy	141.165	21.559	-84,73	177.746	23.586	-86,73
Spain	228.045	377.393	65,49	300.803	408.352	35,75
Portugal	23.390	85.196	264,23	33.087	108.856	229,00
Greece	334.988	258.091	-22,96	397.298	268.097	-32,52
Poland	–	20.232	–	–	19.282	–
Romania	45.822	–	–	56.076	–	–
Bulgaria	53.332	49.171	-7,80	78.164	51.983	-33,50
Barang dari Kertas dan Papan Kertas	**107.076.291**	**98.451.527**	**-8,05**	**210.990.286**	**191.950.513**	**-9,02**
Japan	4.206.215	4.262.746	1,34	7.010.279	6.820.245	-2,71
Hong Kong	188.818	159.586	-15,48	653.391	465.936	-28,69
Korea, Republic of	1.733.259	2.073.877	19,65	3.805.094	4.608.585	21,12
Taiwan	5.444.145	5.232.576	-3,89	5.592.038	5.367.140	-4,02
China	128.792	137.075	6,43	478.906	636.735	32,96
Papua New Guinea	55.403	105.853	91,06	158.500	209.872	32,41
Thailand	5.633.077	6.050.266	7,41	11.430.946	9.472.991	-17,13
Singapore	996.604	955.548	-4,12	2.597.730	2.818.708	8,51
Philippines	4.683.360	6.105.761	30,37	7.931.803	10.104.065	27,39
Malaysia	3.977.587	3.369.420	-15,29	7.793.433	5.866.354	-24,73
Myanmar	643.039	54.966	-91,45	987.591	104.575	-89,41
Cambodia	757.942	478.431	-36,88	1.231.049	723.245	-41,25
Brunei Darussalam	27.273	48.502	77,83	52.882	87.744	65,92
Lao People'S Dem. Rep.	1	–	–	250	–	–
Nepal	15.777	17.517	11,03	25.173	24.877	-1,18
Viet Nam	2.150.027	1.859.219	-13,53	5.992.045	5.039.050	-15,90
Maldives	52.260	129	-99,75	107.787	3.564	-96,69
India	3.878.883	2.463.812	-36,48	11.450.471	6.557.798	-42,73
Pakistan	698.549	737.747	5,61	1.113.853	1.147.349	3,01
Bangladesh	1.115.374	483.769	-56,63	1.867.391	1.001.653	-46,36
Sri Lanka	429.384	511.569	19,14	709.735	832.070	17,24
Iraq	3.302.124	2.125.722	-35,63	4.673.088	3.027.797	-35,21
Saudi Arabia	7.502.526	5.203.544	-30,64	12.367.662	8.357.975	-32,42
Israel	131.326	4.216	-96,79	477.773	154.375	-67,69
Kuwait	678.670	523.326	-22,89	1.248.640	931.091	-25,43
Jordan	730.968	76.536	-89,53	1.000.596	123.222	-87,69
Lebanon	186.894	322.163	72,38	281.781	446.594	58,49
Yemen	1.493.239	931.843	-37,60	2.143.444	1.368.371	-36,16
Oman	1.539.315	1.010.870	-34,33	2.618.483	1.641.746	-37,30
Turkey	4.907.893	3.605.033	-26,55	7.444.785	5.567.541	-25,22
United Arab Emirates	5.782.239	4.520.310	-21,82	10.399.231	8.699.175	-16,35
Qatar	981.668	1.081.086	10,13	1.896.080	1.986.098	4,75
Bahrain	479.598	343.938	-28,29	926.926	618.384	-33,29
Cyprus	99.297	27.033	-72,78	176.180	46.427	-73,65
Egypt	1.348.458	610.616	-54,72	2.397.334	1.088.603	-54,59
Libyan Arab Jamahiriya	1.282.774	144.412	-88,74	1.761.952	418.291	-76,26
Morocco	38.602	27.373	-29,09	58.770	46.184	-21,42
Algeria	242.747	216.271	-10,91	393.416	371.196	-5,65
Sudan	35.295	–	–	57.783	–	–
Ethiopia	3.091.822	4.346.436	40,58	4.085.287	6.915.776	69,28
Tanzania, United Rep. of	583.969	485.569	-16,85	785.722	737.277	-6,17
Madagascar	1.826.841	1.928.551	5,57	2.409.906	2.606.823	8,17
Somalia	935.403	817.732	-12,58	1.404.637	1.160.495	-17,38
Kenya	981.079	759.052	-22,63	1.450.040	1.179.024	-18,69
Reunion	21.904	16.842	-23,11	50.830	68.251	34,27
Mozambique	219.995	306.331	39,24	339.126	458.036	35,06
Togo	395.912	94.763	-76,06	590.529	142.808	-75,82
Ghana	537.899	123.909	-76,96	1.028.696	224.029	-78,22
Liberia	14.084	–	–	24.202	–	–
Guinea	62.740	39.115	-37,66	94.082	57.059	-39,35
Angola	305.857	15.458	-94,95	435.892	19.316	-95,57
Congo	2.798.842	1.540.136	-44,97	3.537.546	2.303.807	-34,88
Cameroon	224.836	398.131	77,08	315.594	551.270	74,68
Nigeria	209.654	162.766	-22,36	360.183	307.607	-14,60
Sierra Leone	14.905	191.786	1.186,69	19.122	286.020	1.395,79
Gabon	–	15.599	–	–	30.325	–
Cote D'Ivoire	388.637	525.687	35,26	556.726	721.919	29,67
Senegal	87.953	40.754	-53,66	149.375	58.652	-60,73
Mauritania	17.031	31.907	87,35	21.508	43.895	104,08
Benin	301.911	138.121	-54,25	429.646	237.671	-44,68
Gambia	–	39.176	–	–	55.356	–
Djibouti	564.544	679.979	20,45	1.067.816	988.213	-7,45
Swaziland	1	–	–	5	–	–

https://www.bps.go.id

Lanjutan Tabel 3.6

Komoditas/Negara Tujuan	Berat Bersih (kg)		Perub	Nilai FOB (US$)		Perub
	Jan–Jun 2023	Jan–Jun 2024	%	Jan–Jun 2023	Jan–Jun 2024	%
(1)	(2)	(3)	(4)	(5)	(6)	(7)
South Africa	2.145.567	3.010.167	40,30	3.797.526	5.182.210	36,46
Comoros	11.788	11.788	0,00	24.640	24.640	0,00
Mauritius	174.896	170.782	-2,35	264.598	282.181	6,65
Mayotte	~0	–	–	5	–	–
Democratic Rep. of the Congo	25.587	725.699	2.736,25	40.116	897.235	2.136,60
Australia	1.764.451	2.343.327	32,81	6.504.510	8.013.871	23,20
New Zealand	445.498	908.650	103,96	1.493.120	2.264.789	51,68
Guam	35	–	–	309	–	–
New Caledonia	11.987	4.351	-63,70	39.694	13.706	-65,47
Vanuatu	–	5	–	–	248	–
Wallis and Futuna Islands	80	–	–	1.700	–	–
Fiji	112.305	64.010	-43,00	191.361	107.329	-43,91
Kiribati	–	1.009	–	–	999	–
East Timor	214.075	278.239	29,97	292.507	425.912	45,61
United States	5.176.130	7.633.872	47,48	21.745.853	27.500.441	26,46
Canada	983.274	1.265.743	28,73	5.237.388	5.958.507	13,77
Mexico	1.530.928	2.448.229	59,92	2.594.856	3.718.803	43,31
Guatemala	208.700	248.614	19,13	315.317	350.512	11,16
Honduras	33.592	212.977	534,00	34.768	216.810	523,59
Nicaragua	22.739	–	–	38.943	–	–
Panama	39.364	3.248	-91,75	64.080	105.172	64,13
Suriname	130.074	147.346	13,28	246.406	270.744	9,88
Chile	193.366	116.734	-39,63	392.027	232.410	-40,72
Argentina	214.119	48.042	-77,56	439.131	88.436	-79,86
Brazil	412.920	177.843	-56,93	1.163.473	596.905	-48,70
Colombia	858.603	1.230.308	43,29	1.332.888	1.815.016	36,17
Uruguay	6.859	22.020	221,02	14.194	29.814	110,05
Paraguay	57.295	60.591	5,75	100.919	100.534	-0,38
Ecuador	141.915	516.082	263,66	240.177	760.226	216,53
Peru	3.393.351	2.035.038	-40,03	5.749.630	3.270.069	-43,13
Guyana	53.782	23.801	-55,75	86.725	65.550	-24,42
Trinidad and Tobago	4.992	23.549	371,73	47.520	66.548	40,04
Jamaica	44.566	98.855	121,82	107.147	216.930	102,46
Puerto Rico	23.496	22.965	-2,26	39.774	39.588	-0,47
Belize	15.548	–	–	16.762	–	–
Dominican Republic	26.417	158	-99,40	52.019	790	-98,48
El Salvador	268.658	214.501	-20,16	447.355	347.207	-22,39
Costa Rica	71.133	71.985	1,20	124.484	125.324	0,67
Haiti	57.514	197.189	242,85	97.952	276.476	182,26
Barbados	–	16.001	–	–	26.659	–
French Polynesia	45	6.165	13.600,08	342	21.028	6.048,42
Guadeloupe	–	2	–	–	6	–
Virgin Islands (British)	–	83	–	–	584	–
U.S. Virgin Islands	–	12	–	–	595	–
United Kingdom	207.125	356.481	72,11	649.260	973.040	49,87
Netherlands	634.873	235.609	-62,89	3.773.273	1.714.686	-54,56
France	201.670	264.286	31,05	455.282	567.283	24,60
Germany, Fed. Rep. of	725.623	599.532	-17,38	2.117.182	1.958.379	-7,50
Belgium	48.808	28.468	-41,67	271.919	97.516	-64,14
Switzerland	1.341	7.696	473,85	28.521	19.936	-30,10
Luxembourg	~0	–	–	~0	–	–
Denmark	7.698	4.585	-40,44	352.558	100.348	-71,54
Norway	393	–	–	23.187	–	–
Sweden	54.493	73.188	34,31	156.832	199.076	26,94
Finland	2.825	5.488	94,32	7.197	12.156	68,89
Ireland	1.036.540	605.494	-41,59	1.619.564	1.037.587	-35,93
Italy	456	55.073	11.980,85	7.120	298.396	4.091,07
Spain	1.546.985	194.317	-87,44	2.839.215	491.194	-82,70
Portugal	79	50.779	64.177,70	941	61.173	6.400,85
Greece	218.893	889.864	306,53	419.744	1.073.708	155,80
Poland	828.236	637.206	-23,06	1.630.254	1.233.087	-24,36
Romania	167.148	47.923	-71,33	322.954	91.292	-71,73
Bulgaria	285.058	262.859	-7,79	536.117	456.616	-14,83
Albania	159.438	140.387	-11,95	254.547	234.137	-8,02
Kazakhstan	9.520	7.834	-17,71	129.536	115.510	-10,83
Kyrgyzstan	4	–	–	5	–	–
Moldova, Republic of	–	652	–	–	12.500	–
Tajikistan	216.022	160.930	-25,50	233.241	153.974	-33,98
Lithuania	1.168	2.703	131,40	6.206	10.703	72,45
Latvia	11	–	–	89	–	–
Georgia	47.063	26.313	-44,09	89.419	96.657	8,10
Croatia	549.190	648.426	18,07	1.027.027	1.192.571	16,12
Bosnia and Herzegovina	~0	–	–	1	–	–
Slovenia	71.795	178.487	148,61	126.690	311.011	145,49
Czech Republic	12.599	11.390	-9,59	53.172	50.749	-4,56
Russia Federation	365	41	-88,75	8.275	314	-96,21
Serbia	–	75	–	–	895	–
Montenegro	–	15.004	–	–	31.955	–

https://www.bps.go.id

Komoditas/Negara Tujuan	Berat Bersih (kg)		Perub	Nilai FOB (US$)		Perub
	Jan–Jun 2023	Jan–Jun 2024	%	Jan–Jun 2023	Jan–Jun 2024	%
(1)	(2)	(3)	(4)	(5)	(6)	(7)
Kemasan dan Kotak dari Kertas dan Karton	**33.857.514**	**29.887.201**	**-11,73**	**68.139.579**	**67.931.268**	**-0,31**
Japan	446.369	321.809	-27,91	1.459.659	1.079.784	-26,02
Hong Kong	89.545	49.342	-44,90	346.030	176.796	-48,91
Korea, Republic of	211.264	97.550	-53,83	630.578	442.792	-29,78
Taiwan	2.233.450	2.868.294	28,42	8.263.109	10.050.562	21,63
China	138.904	44.915	-67,66	510.215	223.824	-56,13
Mongolia	–	5.325	–	–	5.354	–
Papua New Guinea	29.879	11.178	-62,59	71.197	23.280	-67,30
Thailand	693.024	237.216	-65,77	929.811	481.253	-48,24
Singapore	2.372.358	4.484.211	89,02	4.080.177	8.092.368	98,33
Philippines	4.326.563	3.205.776	-25,90	9.471.287	5.413.055	-42,85
Malaysia	143.289	108.313	-24,41	278.216	176.021	-36,73
Myanmar	125.720	13.358	-89,38	702.808	106.016	-84,92
Cambodia	60.626	24.560	-59,49	194.451	72.924	-62,50
Brunei Darussalam	106.659	40.156	-62,35	156.941	73.680	-53,05
Lao People'S Dem. Rep.	336	–	–	1.978	–	–
Nepal	3.900	–	–	31.100	–	–
Viet Nam	103.588	62.026	-40,12	288.623	362.201	25,49
Maldives	324	855	164,13	8.126	7.392	-9,03
India	162.273	1.087	-99,33	700.962	14.736	-97,90
Pakistan	–	33	–	–	320	–
Bangladesh	527.393	1.237.246	134,60	424.528	849.604	100,13
Sri Lanka	2.038	–	–	16.166	–	–
Iran (Islamic Republic of)	–	8.611	–	–	15.644	–
Saudi Arabia	19.231	53.638	178,91	36.339	219.291	503,46
Israel	825	1.916	132,19	1.798	4.925	173,96
Kuwait	424	425	0,13	458	2.203	381,15
Jordan	–	106	–	–	568	–
Yemen	3	–	–	55	–	–
Oman	–	216	–	–	1.126	–
Turkey	15.298	2.787	-81,78	63.739	13.807	-78,34
United Arab Emirates	46.660	16.442	-64,76	124.509	107.858	-13,37
Qatar	542	616	13,74	1.507	11.225	644,62
Bahrain	2.071	4.317	108,42	12.175	26.147	114,76
Egypt	19.147	46.530	143,02	50.837	58.954	15,97
Morocco	33	55	67,28	46	21	-54,88
Sudan	982	210	-78,67	25.315	42	-99,83
Ethiopia	8.144	454	-94,42	12.081	15.162	25,50
Tanzania, United Rep. of	5.119	120	-97,66	11.238	806	-92,83
Madagascar	190.349	5.230	-97,25	154.721	53.158	-65,64
Somalia	2	427	26.597,50	50	1.985	3.869,04
Kenya	55	20.979	38.393,72	5	32.505	601.844,07
Reunion	–	10	–	–	98	–
Mozambique	2.556	10.484	310,25	3.704	14.014	278,38
Togo	10.961	5.336	-51,32	18.066	21.262	17,69
Ghana	49.608	126.822	155,65	73.448	158.379	115,63
Liberia	1.830	–	–	3.323	–	–
Guinea	7.801	597	-92,35	12.317	626	-94,92
Congo	53.022	33.754	-36,34	41.031	27.075	-34,01
Cameroon	–	126	–	–	7	–
Nigeria	30.482	2.874	-90,57	139.210	61.544	-55,79
Cote D'Ivoire	3.130	–	–	8.494	–	–
Senegal	8.733	21	-99,76	12.824	54.370	323,98
Mauritania	–	7.114	–	–	9.998	–
Benin	8.403	–	–	12.917	–	–
Seychelles	15	–	–	25	–	–
Djibouti	–	3.988	–	–	7.441	–
Swaziland	3.837	–	–	3.218	–	–
South Africa	112.450	58.515	-47,96	447.440	113.621	-74,61
Mauritius	210	–	–	877	–	–
Australia	3.977.100	4.227.878	6,31	7.977.415	7.591.330	-4,84
New Zealand	274.172	422.734	54,19	686.034	856.037	24,78
Guam	53	155	194,31	261	531	103,56
New Caledonia	–	70	–	–	500	–
Fiji	34	7.901	23.138,24	656	14.903	2.173,25
East Timor	592.735	569.574	-3,91	480.415	406.187	-15,45
United States	14.843.883	10.091.520	-32,02	21.716.420	25.552.285	17,66
Canada	21.668	46.909	116,49	69.349	116.466	67,94
Mexico	1.623	342	-78,93	7.554	4.884	-35,35
Panama	1	155	30.978,00	1	550	51.300,93
Suriname	14.072	13.978	-0,67	9.682	8.695	-10,19
Chile	89	102	14,73	656	402	-38,77
Argentina	8.056	12.160	50,95	84.354	23.948	-71,61
Brazil	492	–	–	4.158	–	–
Colombia	5.424	4.753	-12,36	20.239	18.748	-7,37
Paraguay	9.000	990	-89,00	32.680	5.650	-82,71
Ecuador	30	3.788	12.724,63	33.221	138.718	317,56

https://www.bps.go.id

Lanjutan Tabel 3.6

Komoditas/Negara Tujuan	Berat Bersih (kg)		Perub	Nilai FOB (US$)		Perub
	Jan–Jun 2023	Jan–Jun 2024	%	Jan–Jun 2023	Jan–Jun 2024	%
(1)	(2)	(3)	(4)	(5)	(6)	(7)
Jamaica	–	146	–	–	420	–
Dominican Republic	–	33.019	–	–	21.461	–
Bermuda	12	8	-33,33	29	71	142,87
French Polynesia	40	118	193,93	119	1.584	1.227,49
Netherlands Antilles	1	–	–	53	–	–
Virgin Islands (British)	450	–	–	3.379	–	–
U.S. Virgin Islands	26	–	–	424	–	–
United Kingdom	69.430	119.524	72,15	341.723	619.698	81,35
Netherlands	912.698	311.215	-65,90	3.477.130	1.243.470	-64,24
France	33.491	10.251	-69,39	98.006	41.994	-57,15
Germany, Fed. Rep. of	37.787	42.992	13,77	267.457	218.692	-18,23
Austria	385	202	-47,66	1.949	519	-73,36
Belgium	2.060	3.661	77,73	6.859	10.814	57,67
Switzerland	619	543	-12,35	3.152	14.660	365,13
Denmark	9.829	245.775	2.400,41	91.756	319.957	248,71
Norway	19.547	640	-96,73	97.989	5.731	-94,15
Sweden	42	993	2.264,05	6.848	10.698	56,21
Finland	65.119	35.075	-46,14	258.048	189.383	-26,61
Ireland	13.388	9.772	-27,01	31.969	23.989	-24,96
Italy	94.605	125.886	33,06	402.841	397.757	-1,26
Spain	442.008	301.254	-31,84	2.004.121	1.333.125	-33,48
Portugal	17	62	275,15	165	651	295,43
Greece	1.320	1.115	-15,54	7.398	9.972	34,79
Hungary	37	51	37,30	69	291	322,37
Poland	3.091	598	-80,66	13.930	1.735	-87,55
Romania	1.732	205	-88,15	9.125	1.632	-82,12
Albania	612	–	–	3.321	–	–
Armenia	1	–	–	1	–	–
Kazakhstan	4.197	14.798	252,62	4.810	18.146	277,28
Kyrgyzstan	103	–	–	23	–	–
Latvia	510	–	–	1.055	–	–
Estonia	–	~0	–	–	1	–
Georgia	–	30	–	–	345	–
Malta	29	–	–	238	–	–
Slovenia	418	–	–	3.411	–	–
Czech Republic	10.575	105	-99,01	32.119	18.525	-42,33
Rep. of Macedonia	5.480	–	–	9.240	–	–
Russia Federation	–	187	–	–	290	–
Kertas Lainnya	**29.039.158**	**38.129.194**	**31,30**	**37.738.623**	**36.361.914**	**-3,65**
Japan	2.384.502	2.357.909	-1,12	2.571.473	1.701.966	-33,81
Hong Kong	21.730	36.685	68,82	60.381	109.367	81,13
Korea, Republic of	661.770	452.944	-31,56	370.090	137.818	-62,76
Taiwan	177.435	377.891	112,97	219.388	596.058	171,69
China	494.514	139.568	-71,78	777.342	269.330	-65,35
Papua New Guinea	270	105	-61,06	638	613	-3,93
Thailand	2.896.527	2.395.391	-17,30	5.270.655	3.346.784	-36,50
Singapore	5.988.946	10.995.391	83,59	2.172.988	2.575.519	18,52
Philippines	123.319	394.673	220,04	242.213	623.279	157,33
Malaysia	739.536	1.566.182	111,78	1.433.345	1.253.361	-12,56
Viet Nam	4.033.130	4.430.245	9,85	5.907.768	5.285.107	-10,54
India	1.965.549	3.123.479	58,91	1.659.368	2.613.657	57,51
Pakistan	199.796	245.750	23,00	369.944	576.118	55,73
Bangladesh	207.637	261.433	25,91	408.616	499.088	22,14
Sri Lanka	29.400	98.623	235,45	41.068	228.873	457,30
Iraq	59.183	19.728	-66,67	109.888	35.144	-68,02
Iran (Islamic Republic of)	–	33.338	–	–	85.986	–
Saudi Arabia	889.103	763.915	-14,08	1.105.985	911.330	-17,60
Kuwait	101.234	62.143	-38,61	191.868	107.207	-44,12
Jordan	17.581	–	–	31.436	–	–
Lebanon	19.728	19.728	0,00	37.864	36.094	-4,67
Yemen	–	267.766	–	–	846.291	–
Oman	19.728	–	–	36.583	–	–
Turkey	522.178	232.615	-55,45	687.546	352.988	-48,66
United Arab Emirates	1.239.934	642.480	-48,18	1.526.252	723.290	-52,61
Qatar	4.642	18.309	294,43	8.806	20.851	136,79
Bahrain	223.485	109.442	-51,03	257.634	128.263	-50,22
Egypt	–	270.770	–	–	531.727	–
Algeria	–	19.706	–	–	34.880	–
Ethiopia	2.360	–	–	2.629	–	–
Tanzania, United Rep. of	–	25.900	–	–	6.151	–
Kenya	–	273.245	–	–	863.738	–
Togo	–	24.549	–	–	43.993	–
Ghana	43.119	8.354	-80,63	147.797	24.008	-83,76
Angola	9.394	–	–	13.741	–	–
Congo	69.101	–	–	88.449	–	–
Nigeria	90.214	139.695	54,85	155.253	210.511	35,59
Djibouti	–	18.500	–	–	5.000	–

https://www.bps.go.id

Komoditas/Negara Tujuan	Berat Bersih (kg)		Perub	Nilai FOB (US$)		Perub
	Jan–Jun 2023	Jan–Jun 2024	%	Jan–Jun 2023	Jan–Jun 2024	%
(1)	(2)	(3)	(4)	(5)	(6)	(7)
South Africa	25.832	1.470	-94,31	50.194	3.201	-93,62
Zimbabwe	–	1.327	–	–	10.734	–
Mauritius	4.058	9.456	132,99	7.772	17.878	130,02
Australia	227.361	517.837	127,76	540.137	942.118	74,42
New Zealand	44	9	-80,68	2.903	1.061	-63,44
Fiji	–	19.728	–	–	39.866	–
East Timor	54.470	34.130	-37,34	47.502	25.163	-47,03
United States	1.336.408	3.448.365	158,03	5.907.814	4.746.445	-19,66
Canada	90	35.869	39.806,66	2.344	78.895	3.266,42
Mexico	201.410	115.483	-42,66	263.731	176.555	-33,05
Guatemala	63.279	133.329	110,70	125.298	284.251	126,86
Nicaragua	14.098	23.009	63,21	28.945	45.084	55,76
Panama	24.037	24.037	0,00	28.326	24.383	-13,92
Suriname	–	19.575	–	–	42.398	–
Chile	19.337	244.994	1.166,98	21.974	371.869	1.592,34
Argentina	3	–	–	5	–	–
Brazil	22.962	–	–	25.402	–	–
Colombia	269.631	55.910	-79,26	319.973	82.342	-74,27
Ecuador	378.264	20.401	-94,61	424.350	25.200	-94,06
Peru	46.630	43	-99,91	53.550	72	-99,87
Guyana	–	3.145	–	–	8.372	–
Trinidad and Tobago	46.456	–	–	53.350	–	–
Puerto Rico	7.205	–	–	7.616	–	–
Dominican Republic	92.705	95.317	2,82	116.739	112.852	-3,33
El Salvador	47.527	71.291	50,00	94.487	137.117	45,12
Costa Rica	12.008	–	–	26.733	–	–
Saint Kitts and Nevis	83	–	–	1.077	–	–
United Kingdom	112.515	116.972	3,96	199.012	193.199	-2,92
Netherlands	23.854	–	–	50.698	–	–
France	23.772	1.170	-95,08	31.402	2.988	-90,48
Germany, Fed. Rep. of	45.271	151.864	235,45	89.785	263.579	193,57
Austria	1.631	51	-96,90	6.375	89	-98,60
Switzerland	408	–	–	35	–	–
Ireland	–	3.192	–	–	8.588	–
Italy	–	106	–	–	138	–
Spain	289.916	181.192	-37,50	475.961	254.348	-46,56
Portugal	66.981	403.605	502,57	93.930	529.491	463,71
Greece	1.737.907	1.224.046	-29,57	1.949.647	1.287.745	-33,95
Poland	43.812	–	–	77.657	–	–
Romania	158.329	21.575	-86,37	218.340	41.101	-81,18
Bulgaria	219.493	180.142	-17,93	254.062	206.968	-18,54
Kazakhstan	–	5	–	–	5	–
Lithuania	–	554.216	–	–	909.078	–
Georgia	142.192	296.577	108,57	156.276	319.897	104,70
Croatia	37.023	287.356	676,15	50.041	365.660	630,73
Russia Federation	7.109	5.922	-16,70	28.174	18.744	-33,47
Serbia	–	24	–	–	44	–
Kertas Budaya	**17.910.942**	**6.659.088**	**-62,82**	**12.261.619**	**5.031.109**	**-58,97**
Japan	533	–	–	515	–	–
Hong Kong	183.989	84.474	-54,09	120.820	47.299	-60,85
Korea, Republic of	–	21	–	–	58	–
China	1	41	8.119,60	7	165	2.384,69
Papua New Guinea	–	49.845	–	–	26.767	–
Thailand	–	100.914	–	–	57.252	–
Singapore	15	6	-58,88	153	12	-92,05
Philippines	2.596.608	843.657	-67,51	2.073.829	430.205	-79,26
Malaysia	841.761	2.134.911	153,62	539.606	1.068.978	98,10
Viet Nam	2.272.718	874.437	-61,52	1.505.364	481.184	-68,04
India	1.516.087	100.957	-93,34	975.382	58.193	-94,03
Bangladesh	1.653.172	1.000.355	-39,49	1.122.043	527.727	-52,97
Sri Lanka	1.189.436	150.678	-87,33	750.237	82.369	-89,02
Tanzania, United Rep. of	214.906	–	–	146.388	–	–
Kenya	4.290.205	452.596	-89,45	2.730.032	245.243	-91,02
Mozambique	91.314	–	–	67.466	–	–
Ghana	195.285	–	–	131.817	–	–
Cameroon	–	24.256	–	–	13.341	–
Nigeria	232.284	–	–	154.152	–	–
Senegal	1.667	–	–	2.488	–	–
Djibouti	98.770	–	–	64.201	–	–
South Africa	169.038	–	–	111.648	–	–
Australia	2.309.768	375.528	-83,74	1.610.182	233.013	-85,53
New Zealand	8	166.107	2.076.237,50	70	89.758	128.732,96
Northern Mariana Islands	24.977	–	–	16.235	–	–
East Timor	718	15.385	2.041,80	1.484	13.669	820,90
United States	27.642	284.910	930,72	137.205	1.655.806	1.106,81
Canada	38	–	–	290	–	–
United Kingdom	~0	–	–	2	–	–

https://www.bps.go.id

Lanjutan Tabel 3.6

Komoditas/Negara Tujuan	Berat Bersih (kg)		Perub	Nilai FOB (US$)		Perub
	Jan–Jun 2023	Jan–Jun 2024	%	Jan–Jun 2023	Jan–Jun 2024	%
(1)	(2)	(3)	(4)	(5)	(6)	(7)
France	–	10	–	–	68	–
Germany, Fed. Rep. of	2	–	–	2	–	–
Barang Hasil Pencetakan Umum	**1.905.673**	**1.659.980**	**-12,89**	**11.901.642**	**11.358.599**	**-4,56**
Japan	114.941	109.528	-4,71	309.376	291.496	-5,78
Hong Kong	10.553	7.328	-30,56	70.580	72.117	2,18
Korea, Republic of	20.908	4.103	-80,38	269.056	141.073	-47,57
Taiwan	2.009	1.329	-33,84	51.447	27.907	-45,76
China	16.821	4.804	-71,44	155.541	218.512	40,48
Papua New Guinea	2.737	56.606	1.968,10	18.939	213.987	1.029,86
Thailand	30.106	63.975	112,50	199.216	262.682	31,86
Singapore	188.326	92.942	-50,65	1.654.610	2.261.687	36,69
Philippines	219.304	432.151	97,06	1.066.673	1.315.108	23,29
Malaysia	658.254	244.638	-62,84	2.004.350	990.970	-50,56
Myanmar	1.954	938	-52,01	26.232	12.027	-54,15
Cambodia	236	1.527	547,75	1.814	14.800	715,75
Brunei Darussalam	228	959	320,63	1.458	3.388	132,41
Lao People'S Dem. Rep.	3	2	-20,00	410	521	27,25
Viet Nam	19.829	20.531	3,54	225.249	379.741	68,59
Maldives	515	3.150	511,65	3.420	24.600	619,30
India	13.161	935	-92,90	949.609	8.431	-99,11
Pakistan	1	329	31.812,62	5	813	17.415,09
Bangladesh	876	995	13,56	5.313	3.022	-43,12
Sri Lanka	35.295	15.502	-56,08	1.474.650	651.134	-55,84
Saudi Arabia	105	3.476	3.217,30	1.825	22.257	1.119,41
Israel	–	~0	–	–	3	–
Kuwait	1	387	34.461,96	1	1.059	94.422,32
Jordan	27	8	-69,32	75	61	-18,16
Yemen	30	–	–	485	–	–
Oman	–	14.713	–	–	748.703	–
Turkey	23	2.493	10.615,41	14.164	46.659	229,43
United Arab Emirates	1.863	1.555	-16,52	45.620	165.834	263,51
Qatar	89	607	584,53	221	3.791	1.618,73
Bahrain	–	1	–	–	5	–
Cyprus	1.664	780	-53,11	10.621	1.998	-81,19
Egypt	236	26.821	11.243,97	1.592	132.183	8.202,42
Libyan Arab Jamahiriya	–	154	–	–	12.316	–
Morocco	1	–	–	2	–	–
Tunisia	8	–	–	1.872	–	–
Algeria	~0	301	3.346.166,67	528	9.658	1.728,17
Sudan	~0	7	21.965,63	2.061	6	-99,71
Namibia	150	–	–	900	–	–
Ethiopia	~0	70	316.631,82	177	2.121	1.097,71
Madagascar	1.209	2.213	83,11	4.850	5.037	3,85
Somalia	18	–	–	100	–	–
Kenya	65	–	–	817	–	–
Reunion	222	1.744	685,75	19.535	2.234	-88,56
Togo	366	73	-80,20	1.288	35	-97,28
Ghana	62.869	90.541	44,02	137.621	201.466	46,39
Congo	–	46.361	–	–	112.407	–
Cameroon	–	4	–	–	4	–
Nigeria	100	309	208,74	2.807	9.341	232,84
Sierra Leone	–	20.224	–	–	46.503	–
Senegal	1.266	–	–	5.190	–	–
Benin	385	531	37,81	1.359	1.735	27,68
Gambia	8	–	–	16	–	–
Djibouti	–	40	–	–	77	–
Swaziland	3	–	–	5	–	–
South Africa	3	1.780	54.857,91	7.128	4.347	-39,02
Zimbabwe	502	–	–	33.500	–	–
Mauritius	22	–	–	149	–	–
Australia	12.507	14.500	15,94	82.560	93.487	13,24
New Zealand	218	1.077	393,47	1.240	8.478	583,91
Micronesia, Fed. States of	3.041	–	–	2.673	–	–
Palau	90	–	–	231	–	–
New Caledonia	42	–	–	448	–	–
Fiji	4.250	–	–	48.040	–	–
Marshall Islands	186	–	–	528	–	–
Samoa	–	~0	–	–	1	–
Solomon Islands	~0	~0	-69,50	29	1	-98,26
Tonga	–	13	–	–	~0	–
East Timor	79.004	31.290	-60,39	141.283	58.148	-58,84
United States	322.724	274.339	-14,99	1.099.603	903.790	-17,81
Canada	6.152	813	-86,79	23.179	2.887	-87,55
Mexico	424	434	2,27	1.240	1.823	47,06
Guatemala	7	15.042	206.516,79	5	1.361.789	27.678.542,89
Honduras	–	46	–	–	~0	–
Nicaragua	3	37	976,81	2	3.722	221.431,55

https://www.bps.go.id

Komoditas/Negara Tujuan	Berat Bersih (kg)		Perub	Nilai FOB (US$)		Perub
	Jan–Jun 2023	Jan–Jun 2024	%	Jan–Jun 2023	Jan–Jun 2024	%
(1)	(2)	(3)	(4)	(5)	(6)	(7)
Panama	24	28	16,26	42	239	472,04
Chile	59	37	-38,07	52	59	14,12
Argentina	8.972	7.456	-16,90	285.610	123.850	-56,64
Brazil	–	2.592	–	–	81.790	–
Colombia	974	241	-75,26	19.335	1.742	-90,99
Bolivia	8	–	–	4	–	–
Ecuador	2	942	51.893,49	1.908	28.039	1.369,30
Peru	9	64	623,74	12	181	1.373,13
Dominican Republic	639	669	4,69	9.832	10.560	7,40
El Salvador	12	–	–	38	–	–
Costa Rica	16	133	739,73	17	115	582,19
Haiti	203	2	-99,01	6.167	29	-99,53
Barbados	6	16	148,92	5	23	338,76
Bermuda	8	–	–	2	–	–
Guadeloupe	–	9	–	–	6	–
United Kingdom	16.361	1.394	-91,48	136.335	14.835	-89,12
Netherlands	13.166	5.000	-62,02	84.705	70.590	-16,66
France	1.627	850	-47,75	67.494	12.212	-81,91
Germany, Fed. Rep. of	4.160	3.088	-25,78	33.411	42.144	26,14
Austria	~0	–	–	9	–	–
Belgium	4.875	238	-95,11	45.101	3.815	-91,54
Switzerland	30	23	-24,00	1.060	349	-67,11
Monaco	–	~0	–	–	1	–
Denmark	32	86	169,11	261	2.065	691,18
Sweden	~0	1	106,77	1	70	6.868,00
Finland	–	7	–	–	3	–
Italy	1.065	814	-23,56	35.585	34.129	-4,09
Spain	413	6.460	1.464,20	568	12.402	2.082,06
Portugal	62	995	1.507,43	955	489	-48,79
Greece	–	146	–	–	1.905	–
Hungary	2	–	–	2	–	–
Poland	9.415	13.129	39,45	57.372	53.392	-6,94
Bulgaria	150	–	–	430	–	–
Armenia	35	–	–	1.410	–	–
Latvia	–	38	–	–	660	–
Croatia	–	219	–	–	3.568	–
Bosnia and Herzegovina	–	104	–	–	750	–
Slovenia	7.247	1	-99,99	930.038	101	-99,99
Russia Federation	162	143	-11,47	365	509	39,49
Barang Hasil Pencetakan Khusus	**972.942**	**1.170.092**	**20,26**	**2.882.310**	**2.788.451**	**-3,26**
Japan	–	5	–	–	20	–
Hong Kong	4	4	2,27	9	19	105,38
Korea, Republic of	31.101	23.440	-24,63	94.780	140.401	48,13
Taiwan	–	15.239	–	–	34.499	–
China	22	93	318,83	613	2.826	361,05
Papua New Guinea	4	–	–	225	–	–
Thailand	813.732	437.858	-46,19	1.669.800	961.338	-42,43
Singapore	1.713	209	-87,83	89.704	9.047	-89,91
Philippines	44	43	-0,35	1.712	2.701	57,72
Malaysia	–	1.355	–	–	16.916	–
Viet Nam	~0	22	7.300,00	1	60	5.886,00
Bangladesh	–	657.649	–	–	1.517.960	–
Sri Lanka	52.633	–	–	497.002	–	–
Yemen	–	23.046	–	–	53.864	–
United Arab Emirates	81	166	106,25	5.000	9.249	84,99
Libyan Arab Jamahiriya	64.645	–	–	490.671	–	–
Australia	2	–	–	33	–	–
East Timor	30	250	733,33	15	303	1.922,93
United States	1	2	361,60	10	15	55,18
France	~0	3	2.900,00	9	91	942,70
Germany, Fed. Rep. of	–	~0	–	–	7	–
Austria	–	494	–	–	6	–
Switzerland	2	–	–	49	–	–
Denmark	9	26	204,05	554	1.945	251,12
Sweden	–	8	–	–	465	–
Italy	8.922	10.180	14,10	32.124	36.718	14,30
Media Rekaman Film dan Video	**–**	**80**	**–**	**–**	**3.150**	**–**
Singapore	–	80	–	–	3.150	–
Produk dari Batu Bara	**426.047.731**	**2.086.507.710**	**389,74**	**160.288.518**	**656.951.891**	**309,86**
Korea, Republic of	20.974.756	29.997.786	43,02	10.585.666	14.414.515	36,17
China	19.292.599	13.293.526	-31,10	8.134.350	5.138.226	-36,83
Singapore	–	5.660.191	–	–	2.215.116	–
Malaysia	41.939.082	112.301.000	167,77	16.713.546	38.555.050	130,68
Viet Nam	74.569.353	219.835.311	194,81	27.850.796	63.242.784	127,08
India	228.322.018	1.145.494.196	401,70	83.129.938	347.261.743	317,73

https://www.bps.go.id

Lanjutan Tabel 3.6

Komoditas/Negara Tujuan	Berat Bersih (kg)		Perub	Nilai FOB (US$)		Perub
	Jan–Jun 2023	Jan–Jun 2024	%	Jan–Jun 2023	Jan–Jun 2024	%
(1)	(2)	(3)	(4)	(5)	(6)	(7)
Turkey	–	165.000.000	–	–	53.476.500	–
Australia	40.949.923	80.775.700	97,25	13.874.222	30.041.484	116,53
Brazil	–	81.750.000	–	–	26.322.300	–
United Kingdom	–	154.000.000	–	–	49.502.475	–
France	–	27.500.000	–	–	8.305.000	–
Romania	–	50.900.000	–	–	18.476.700	–
Briket Batu Bara	**1.272.837.000**	**–**	**–**	**94.445.685**	**–**	**–**
China	1.272.837.000	–	–	94.445.685	–	–
Kimia Dasar Organik yang Bersumber dari	**3.927.372.816**	**3.682.944.186**	**-6,22**	**3.520.386.626**	**3.253.249.421**	**-7,59**
Japan	88.074.587	92.391.430	4,90	92.153.050	85.008.128	-7,75
Hong Kong	959.567	208.014	-78,32	505.106	133.826	-73,51
Korea, Republic of	181.994.831	187.365.162	2,95	139.912.418	142.692.132	1,99
Taiwan	33.516.928	30.334.331	-9,50	35.841.281	32.631.223	-8,96
China	1.350.310.057	1.058.585.652	-21,60	1.179.173.834	893.575.025	-24,22
Papua New Guinea	7	775	11.750,15	11	2.577	22.609,59
Thailand	41.377.800	63.747.737	54,06	35.037.945	54.515.016	55,59
Singapore	97.376.696	59.929.775	-38,46	86.788.194	61.840.654	-28,75
Philippines	74.222.093	99.681.217	34,30	86.233.167	106.662.628	23,69
Malaysia	322.983.341	359.772.739	11,39	290.667.785	299.519.237	3,05
Myanmar	1.549.000	1.190.674	-23,13	1.608.458	1.293.974	-19,55
Cambodia	25.000	650.000	2.500,00	24.000	660.314	2.651,31
Brunei Darussalam	71.850	14.845	-79,34	14.370	9.363	-34,84
Nepal	33.500	67.957	102,86	54.242	147.403	171,75
Viet Nam	28.388.230	29.578.808	4,19	28.634.688	26.810.171	-6,37
Maldives	14.391	122	-99,15	15.341	417	-97,28
India	236.909.376	242.556.387	2,38	237.357.035	234.629.974	-1,15
Pakistan	7.126.481	9.893.420	38,83	7.478.770	12.405.415	65,88
Bangladesh	8.281.140	8.771.529	5,92	7.811.807	8.595.722	10,03
Sri Lanka	7.986.400	7.311.267	-8,45	7.425.709	6.058.057	-18,42
Iraq	20.348.811	26.318.400	29,34	19.370.970	23.862.750	23,19
Iran (Islamic Republic of)	9.400.564	9.576.747	1,87	10.153.457	9.489.920	-6,54
Saudi Arabia	67.381.792	47.853.526	-28,98	45.514.286	34.290.210	-24,66
Israel	6.791.624	7.260.567	6,90	5.961.841	6.749.295	13,21
Kuwait	4.222.328	3.447.778	-18,34	2.134.058	1.492.565	-30,06
Jordan	11.249.996	10.602.787	-5,75	9.719.517	9.157.590	-5,78
Lebanon	10.187.896	9.841.790	-3,40	8.835.926	8.056.400	-8,82
Yemen	927.062	509.350	-45,06	734.209	318.149	-56,67
Oman	3.268.214	3.371.529	3,16	1.567.355	1.499.318	-4,34
Turkey	29.648.316	27.929.301	-5,80	29.235.580	28.823.788	-1,41
United Arab Emirates	24.465.903	18.528.562	-24,27	23.541.995	15.641.607	-33,56
Qatar	7.040.369	6.571.546	-6,66	1.910.770	1.819.973	-4,75
Bahrain	1.845.117	1.371.045	-25,69	924.826	575.832	-37,74
Cyprus	172.820	62.900	-63,60	169.319	69.907	-58,71
Egypt	6.171.141	8.826.060	43,02	5.576.966	7.383.345	32,39
Libyan Arab Jamahiriya	523.796	103.595	-80,22	503.070	149.966	-70,19
Morocco	618.350	333.837	-46,01	657.065	325.967	-50,39
Tunisia	124.000	161.040	29,87	88.647	169.339	91,03
Algeria	395.800	121.600	-69,28	388.770	142.501	-63,35
Sudan	160.000	140.000	-12,50	93.272	74.900	-19,70
Namibia	1	–	–	1	–	–
Ethiopia	140.000	–	–	92.250	–	–
Tanzania, United Rep. of	1.677.000	3.344.440	99,43	1.235.071	2.274.002	84,12
Madagascar	53.360	1.052.700	1.872,83	49.038	856.063	1.645,70
Somalia	–	38.000	–	–	31.056	–
Kenya	6.854.823	15.415.768	124,89	4.914.140	11.521.585	134,46
Reunion	50	15	-70,00	422	46	-89,06
Mozambique	7.183.611	8.423.615	17,26	4.973.620	6.152.367	23,70
Togo	265.000	221.750	-16,32	256.606	175.783	-31,50
Ghana	3.685.225	1.917.000	-47,98	2.965.684	1.451.875	-51,04
Liberia	–	200.000	–	–	155.400	–
Guinea	88.590	169.680	91,53	34.632	71.088	105,27
Angola	501.000	1.284.610	156,41	353.283	986.320	179,19
Congo	260.000	–	–	225.417	–	–
Cameroon	285.000	83.593	-70,67	210.770	60.449	-71,32
Nigeria	9.175.835	2.687.349	-70,71	7.816.900	2.393.811	-69,38
Sierra Leone	–	26.500	–	–	18.550	–
Cote D'Ivoire	2.271.420	1.868.829	-17,72	2.025.643	1.511.902	-25,36
Senegal	442.320	375.300	-15,15	408.464	330.860	-19,00
Mauritania	59.800	20.200	-66,22	50.350	22.927	-54,46
Guinea Bissau	129.000	–	–	89.655	–	–
Gambia	19.000	–	–	2.850	–	–
Seychelles	–	7	–	–	52	–
Djibouti	4.269.590	880.842	-79,37	3.170.611	754.927	-76,19
Saint Helena	–	86.000	–	–	98.040	–
South Africa	14.179.203	12.597.467	-11,16	11.827.908	9.877.846	-16,49
Zimbabwe	–	20.000	–	–	12.705	–

https://www.bps.go.id

Komoditas/Negara Tujuan	Berat Bersih (kg)		Perub	Nilai FOB (US$)		Perub
	Jan–Jun 2023	Jan–Jun 2024	%	Jan–Jun 2023	Jan–Jun 2024	%
(1)	(2)	(3)	(4)	(5)	(6)	(7)
Malawi	441.000	829.500	88,10	284.708	564.200	98,17
Mauritius	227.830	187.301	-17,79	228.701	155.231	-32,12
Democratic Rep. of the Congo	1.711.330	1.336.200	-21,92	1.550.314	982.776	-36,61
Australia	9.103.967	11.693.970	28,45	6.524.678	9.433.572	44,58
New Zealand	734.533	1.048.069	42,69	577.414	701.362	21,47
Guam	200	24	-88,25	242	785	224,41
New Caledonia	–	20.020	–	–	17.102	–
Fiji	17.677	714	-95,96	21.220	8.755	-58,74
Kiribati	–	19	–	–	207	–
Solomon Islands	76.800	243.200	216,67	107.440	331.840	208,86
Tokelau	18.000	–	–	14.400	–	–
East Timor	5.702	3.586	-37,11	21.929	12.403	-43,44
Antartica	–	26.000	–	–	13.000	–
United States	255.974.676	304.731.671	19,05	266.777.191	317.058.542	18,85
Canada	3.916.276	10.376.740	164,96	4.144.916	10.304.817	148,61
Mexico	16.258.193	20.473.942	25,93	19.553.083	24.440.627	25,00
Guatemala	377.000	169.000	-55,17	356.449	142.999	-59,88
Honduras	119.050	19.050	-84,00	97.618	13.527	-86,14
Panama	25.035	–	–	15.911	–	–
Cuba	100.000	–	–	63.200	–	–
Chile	779.400	658.750	-15,48	726.052	759.999	4,68
Venezuela	110.380	77.600	-29,70	89.250	100.046	12,10
Argentina	455.010	347.600	-23,61	605.801	494.234	-18,42
Brazil	22.098.932	25.862.703	17,03	28.258.959	32.494.723	14,99
Colombia	2.497.758	3.141.053	25,75	2.812.566	4.739.789	68,52
Uruguay	–	52.000	–	–	28.990	–
Ecuador	303.000	603.200	99,08	248.836	787.365	216,42
Peru	40.801.210	1.355.560	-96,68	32.687.595	2.061.507	-93,69
Jamaica	–	56	–	–	160	–
Dominican Republic	166.600	29.690	-82,18	166.123	24.588	-85,20
El Salvador	78.000	33.780	-56,69	76.700	37.121	-51,60
Costa Rica	178.800	74.000	-58,61	159.962	73.184	-54,25
Haiti	94.000	20.000	-78,72	90.720	11.400	-87,43
French Polynesia	–	31.792	–	–	4.952	–
Martinique	1.150	–	–	2.776	–	–
Netherlands Antilles	620	–	–	389	–	–
Guadeloupe	450	318	-29,33	197	166	-15,59
United Kingdom	10.022.403	10.977.153	9,53	9.435.485	10.591.063	12,25
Netherlands	470.614.379	482.950.765	2,62	399.887.307	413.941.147	3,51
France	8.176.241	5.928.118	-27,50	10.837.049	7.644.795	-29,46
Germany, Fed. Rep. of	16.126.780	20.626.097	27,90	22.880.222	27.524.538	20,30
Austria	25.233	2	-99,99	58.161	9	-99,98
Belgium	17.596.684	4.253.510	-75,83	15.943.827	4.156.458	-73,93
Switzerland	115.180	383.725	233,15	164.394	319.374	94,27
Denmark	6.630.599	6.032.954	-9,01	3.702.774	3.744.461	1,13
Norway	23.491.443	4.307.950	-81,66	6.316.013	1.917.742	-69,64
Sweden	335.945	2.364.046	603,70	1.724.787	2.054.942	19,14
Finland	590.146	33.000	-94,41	624.244	22.123	-96,46
Ireland	12.000	12.000	0,00	19.996	20.155	0,80
Italy	152.716.290	194.073.948	27,08	129.246.331	145.805.424	12,81
Spain	97.611.950	52.790.841	-45,92	76.505.898	42.173.741	-44,88
Portugal	1.056.354	219.059	-79,26	1.060.308	195.553	-81,56
Iceland	25.000	–	–	27.500	–	–
Greece	3.246.743	2.536.977	-21,86	2.539.810	2.012.456	-20,76
Hungary	64.150	12.001	-81,29	89.693	19.468	-78,29
Poland	5.553.368	3.196.380	-42,44	6.009.309	4.793.286	-20,24
Romania	372.900	451.520	21,08	388.252	499.092	28,55
Bulgaria	275.530	170.400	-38,16	390.324	251.852	-35,48
Albania	37.430	–	–	34.267	–	–
Azerbaijan	115.291	–	–	137.416	–	–
Moldova, Republic of	18.000	–	–	26.100	–	–
Ukraine	59.200	–	–	61.024	–	–
Uzbekistan	60.371	–	–	78.862	–	–
Lithuania	2.102.483	1.102.069	-47,58	2.221.585	1.334.349	-39,94
Latvia	3.967.204	1.349.508	-65,98	5.305.381	1.941.155	-63,41
Estonia	667.132	–	–	694.999	–	–
Georgia	474.675	197.100	-58,48	582.074	248.264	-57,35
Croatia	119.315	186.506	56,31	96.609	216.737	124,34
Bosnia and Herzegovina	19.760	2	-99,99	22.428	150	-99,33
Malta	5	6.015.298	120.305.863,32	103	4.859.306	4.738.144,09
Slovenia	264.705	634.488	139,70	395.241	750.694	89,93
Czech Republic	159.500	66.010	-58,61	184.023	77.167	-58,07
Russia Federation	10.253.149	12.908.990	25,90	11.861.884	14.270.173	20,30
Montenegro	37.700	19.200	-49,07	45.186	21.552	-52,30
Sabun dan Deterjen, Bahan Pembersih dan	**1.046.516.504**	**1.105.511.521**	**5,64**	**996.327.393**	**1.011.902.921**	**1,56**
Japan	9.169.026	10.967.228	19,61	16.544.770	15.436.124	-6,70
Hong Kong	1.044.422	887.702	-15,01	4.433.507	3.929.683	-11,36

https://www.bps.go.id

Lanjutan Tabel 3.6

Komoditas/Negara Tujuan	Berat Bersih (kg)		Perub	Nilai FOB (US$)		Perub
	Jan–Jun 2023	Jan–Jun 2024	%	Jan–Jun 2023	Jan–Jun 2024	%
(1)	(2)	(3)	(4)	(5)	(6)	(7)
Korea, Republic of	11.665.710	12.994.997	11,39	15.054.630	15.196.803	0,94
Taiwan	4.954.052	4.250.461	-14,20	9.311.627	7.951.132	-14,61
China	365.789.986	398.911.977	9,05	146.531.300	168.948.173	15,30
Mongolia	664.845	516.005	-22,39	1.022.505	715.545	-30,02
Macau	–	1	–	–	102	–
Papua New Guinea	8.398.061	9.689.002	15,37	8.895.267	10.441.823	17,39
Thailand	23.884.383	24.124.665	1,01	47.934.804	50.656.396	5,68
Singapore	13.773.462	14.741.209	7,03	80.188.657	67.771.802	-15,48
Philippines	62.650.617	71.399.749	13,96	65.674.560	73.853.493	12,45
Malaysia	99.801.290	99.215.670	-0,59	97.739.085	96.466.803	-1,30
Myanmar	4.293.884	786.579	-81,68	5.018.293	808.244	-83,89
Cambodia	788.091	775.515	-1,60	3.326.295	3.204.547	-3,66
Brunei Darussalam	1.553.048	1.456.654	-6,21	2.433.813	2.482.714	2,01
Lao People'S Dem. Rep.	24.778	8.928	-63,97	137.372	54.715	-60,17
Nepal	54.006	1.599.492	2.861,67	90.683	1.483.650	1.536,08
Viet Nam	10.593.479	12.267.723	15,80	14.579.800	15.629.654	7,20
Maldives	1.737.273	1.718.790	-1,06	2.524.332	2.566.459	1,67
India	62.385.025	79.592.583	27,58	62.120.468	76.218.450	22,69
Pakistan	7.838.596	1.657.093	-78,86	7.173.767	2.984.723	-58,39
Bangladesh	6.534.081	6.209.329	-4,97	8.025.055	7.157.763	-10,81
Sri Lanka	613.229	821.262	33,92	758.444	1.004.076	32,39
Afghanistan	415.519	429.408	3,34	668.763	619.059	-7,43
Iraq	9.431.496	5.088.025	-46,05	11.094.394	7.243.001	-34,71
Iran (Islamic Republic of)	586.010	4.687.042	699,82	1.102.157	5.023.166	355,76
Saudi Arabia	8.317.634	9.935.634	19,45	15.309.181	16.280.993	6,35
Israel	872.535	449.590	-48,47	1.240.105	750.661	-39,47
Kuwait	146.722	278.745	89,98	503.240	656.181	30,39
Jordan	6.470.941	2.781.224	-57,02	5.713.036	2.408.618	-57,84
Lebanon	357.567	313.169	-12,42	527.784	391.879	-25,75
Yemen	4.874.408	6.968.588	42,96	7.437.538	10.797.673	45,18
Oman	928.494	821.540	-11,52	1.368.730	1.240.233	-9,39
Syria Arab Republic	221.203	–	–	180.394	–	–
Turkey	10.599.042	9.547.029	-9,93	9.569.575	9.681.760	1,17
United Arab Emirates	28.042.946	29.550.726	5,38	46.308.381	42.352.872	-8,54
Qatar	1.320.581	974.581	-26,20	3.667.518	1.854.046	-49,45
Bahrain	53.884	97.655	81,23	137.077	200.165	46,02
Cyprus	51	92	81,38	319	1.814	469,15
Egypt	2.557.282	628.478	-75,42	2.414.470	813.553	-66,31
Libyan Arab Jamahiriya	1.815.881	922.328	-49,21	3.438.407	1.752.476	-49,03
Morocco	123.536	205.000	65,94	377.008	158.927	-57,85
Tunisia	120.000	122.500	2,08	101.140	108.574	7,35
Algeria	5.974.000	4.349.000	-27,20	4.987.395	3.690.367	-26,01
Sudan	264.422	6.256.623	2.266,15	408.244	5.344.400	1.209,12
Ethiopia	8.040.000	1.185.573	-85,25	7.389.930	1.056.059	-85,71
Tanzania, United Rep. of	5.023.738	10.192.109	102,88	5.146.263	8.567.706	66,48
Madagascar	9.342.133	7.331.821	-21,52	7.634.214	5.872.722	-23,07
Somalia	2.981.263	2.837.646	-4,82	3.556.943	2.977.716	-16,28
Kenya	2.136.018	1.936.984	-9,32	3.127.651	3.126.333	-0,04
Reunion	312	184	-40,97	2.303	1.293	-43,84
Mozambique	13.512.638	14.128.559	4,56	9.824.839	10.022.537	2,01
Equatorial Guinea	1.016.007	637.739	-37,23	837.494	509.944	-39,11
Togo	3.671.143	2.044.970	-44,30	3.764.290	2.057.519	-45,34
Ghana	18.293.002	15.203.271	-16,89	17.682.679	15.619.283	-11,67
Liberia	1.751.520	1.161.686	-33,68	1.790.353	1.181.438	-34,01
Guinea	3.661.942	994.603	-72,84	2.391.929	636.289	-73,40
Angola	33.913.440	29.511.336	-12,98	24.315.209	19.690.958	-19,02
Congo	2.427.906	1.459.060	-39,90	2.623.768	1.490.885	-43,18
Cameroon	767.232	885.756	15,45	1.225.955	928.995	-24,22
Nigeria	4.281.604	7.528.679	75,84	4.906.637	6.690.144	36,35
Sierra Leone	214.279	295.358	37,84	238.627	318.010	33,27
Gabon	359.047	415.898	15,83	468.652	482.769	3,01
Cote D'Ivoire	8.053.122	8.174.349	1,51	6.142.429	7.187.423	17,01
Senegal	6.037.840	3.581.106	-40,69	4.055.149	2.700.545	-33,40
Mauritania	10.898.973	13.208.413	21,19	8.282.432	9.052.658	9,30
Mali	57.046	320.294	461,47	115.554	449.205	288,74
Benin	1.656.914	98.898	-94,03	1.675.525	152.398	-90,90
Burkina Faso	87.327	107.848	23,50	144.009	173.048	20,17
Guinea Bissau	1.195.000	240.000	-79,92	740.620	154.200	-79,18
Gambia	2.762.129	1.999.014	-27,63	2.214.679	1.609.205	-27,34
Seychelles	27.900	42.967	54,00	102.773	153.047	48,92
Uganda	278.613	248.245	-10,90	517.640	311.160	-39,89
Central African Republic	–	13.356	–	–	19.875	–
Niger	45.823	–	–	53.483	–	–
Chad	–	50.297	–	–	77.532	–
Djibouti	24.531.448	20.642.866	-15,85	20.933.225	17.777.372	-15,08
Sao Tome and Principe	37.340	125.062	234,92	67.467	93.933	39,23
Swaziland	11.050	–	–	56.435	–	–
South Africa	5.672.342	10.862.949	91,51	5.613.788	9.122.265	62,50

https://www.bps.go.id

Komoditas/Negara Tujuan	Berat Bersih (kg)		Perub	Nilai FOB (US$)		Perub
	Jan–Jun 2023	Jan–Jun 2024	%	Jan–Jun 2023	Jan–Jun 2024	%
(1)	(2)	(3)	(4)	(5)	(6)	(7)
Zambia	–	160.001	–	–	139.128	–
Malawi	838.045	729.908	-12,90	605.635	509.236	-15,92
Comoros	649.362	244.749	-62,31	565.419	248.244	-56,10
Mauritius	1.541.140	1.582.156	2,66	1.409.209	1.292.894	-8,25
Rwanda	105.030	–	–	250.128	–	–
Mayotte	174.376	107.570	-38,31	167.233	88.399	-47,14
Democratic Rep. of the Congo	1.789.886	827.312	-53,78	2.259.063	1.118.722	-50,48
Australia	10.544.061	13.510.377	28,13	14.299.428	19.199.641	34,27
New Zealand	1.519.705	2.002.276	31,75	2.001.472	2.488.006	24,31
Micronesia, Fed. States of	65.249	88.772	36,05	68.797	112.225	63,12
Guam	1.032	2.893	180,34	6.036	4.425	-26,69
Palau	423	1.101	160,33	12.074	1.249	-89,66
Nauru	23.009	34.943	51,87	77.599	108.854	40,28
New Caledonia	10.016	20.980	109,46	12.796	26.153	104,38
Northern Mariana Islands	16.070	30.866	92,08	41.805	69.029	65,12
Vanuatu	497.539	353.452	-28,96	712.644	538.608	-24,42
Wallis and Futuna Islands	1	–	–	2	–	–
American Samoa	17.072	18.370	7,61	16.956	17.920	5,68
Fiji	1.435.251	922.215	-35,75	1.570.948	1.076.085	-31,50
Kiribati	307.672	445.397	44,76	621.694	972.976	56,50
Marshall Islands	132.374	76.947	-41,87	159.734	98.935	-38,06
Samoa	385.983	597.785	54,87	564.749	909.198	60,99
Solomon Islands	429.897	401.308	-6,65	655.183	625.450	-4,54
Tonga	135.183	292.922	116,69	213.581	432.954	102,71
Tuvalu	8.515	40.443	374,95	8.623	39.615	359,42
East Timor	4.869.149	5.845.202	20,05	8.529.766	10.222.611	19,85
United States	11.664.635	17.887.234	53,35	36.098.868	39.342.570	8,99
Canada	956.142	2.843.325	197,37	984.491	2.411.296	144,93
Mexico	252.455	238.196	-5,65	388.375	393.869	1,41
Guatemala	33.600	58.758	74,87	48.376	103.514	113,98
Panama	623.868	1.243.046	99,25	956.326	1.568.688	64,03
Cuba	5.788.932	4.316.028	-25,44	4.667.619	3.348.675	-28,26
Suriname	77.668	90.785	16,89	131.154	155.960	18,91
Chile	447.908	1.013.217	126,21	972.012	1.714.752	76,41
Venezuela	4.838.181	6.912.307	42,87	6.250.270	9.748.959	55,98
Argentina	–	5.760	–	–	15.602	–
Brazil	97.126	71.103	-26,79	164.029	100.912	-38,48
Colombia	258.509	495.276	91,59	588.006	816.390	38,84
Bolivia	1.102.573	793.096	-28,07	1.442.222	1.024.370	-28,97
Uruguay	–	7	–	–	38	–
Paraguay	8	–	–	36	–	–
Peru	630.434	852.306	35,19	656.569	969.100	47,60
Guyana	12.568	34.164	171,83	18.235	49.907	173,69
Trinidad and Tobago	403.497	209.827	-48,00	435.419	396.498	-8,94
Bahamas	39.913	49.264	23,43	89.675	85.604	-4,54
Jamaica	420.000	896.638	113,49	306.600	699.111	128,02
Puerto Rico	1	–	–	327	–	–
Belize	–	85	–	–	485	–
Dominican Republic	153.811	147.165	-4,32	112.755	233.266	106,88
El Salvador	44.721	43.922	-1,79	49.818	55.906	12,22
Costa Rica	243.509	288.050	18,29	215.810	233.674	8,28
Haiti	2.427.735	1.281.480	-47,22	3.551.425	1.716.571	-51,67
Barbados	60.845	161.172	164,89	93.027	199.513	114,47
Aruba	17	–	–	36	–	–
Cape Verde	342.477	242.792	-29,11	325.078	233.771	-28,09
Dominica	–	28.695	–	–	46.710	–
French Guiana	23.025	22.020	-4,36	22.512	21.481	-4,58
French Polynesia	257.094	216.040	-15,97	313.644	258.647	-17,53
Grenada	–	25.175	–	–	26.723	–
Martinique	22.121	23.491	6,19	21.284	22.197	4,29
Netherlands Antilles	64.964	15.828	-75,64	69.944	44.574	-36,27
Guadeloupe	1.639	23.655	1.343,25	7.020	27.900	297,42
Saint Kitts and Nevis	174	–	–	3.568	–	–
United Kingdom	1.011.488	2.083.334	105,97	1.982.407	3.769.337	90,14
Netherlands	16.693.893	18.623.647	11,56	13.234.333	10.927.038	-17,43
France	518.510	1.483.880	186,18	952.608	2.172.364	128,04
Germany, Fed. Rep. of	1.480.688	2.562.929	73,09	2.892.791	4.175.065	44,33
Austria	99	3	-97,33	586	319	-45,52
Belgium	188.084	552.062	193,52	297.800	877.801	194,76
Switzerland	53	35	-32,99	4.268	2.957	-30,73
Luxembourg	–	1	–	–	148	–
Denmark	1.077	132.419	12.194,85	10.142	29.186	187,77
Norway	540	3	-99,39	20.333	243	-98,80
Sweden	12	3	-75,46	1.209	388	-67,93
Finland	–	7	–	–	4	–
Ireland	24.000	73.140	204,75	42.653	140.477	229,35
Italy	1.459.734	2.320.084	58,94	1.549.847	2.208.367	42,49
Spain	807.116	401.066	-50,31	1.177.941	870.098	-26,13

https://www.bps.go.id

Lanjutan Tabel 3.6

Komoditas/Negara Tujuan	Berat Bersih (kg)		Perub	Nilai FOB (US$)		Perub
	Jan–Jun 2023	Jan–Jun 2024	%	Jan–Jun 2023	Jan–Jun 2024	%
(1)	(2)	(3)	(4)	(5)	(6)	(7)
Portugal	1.324.407	1.130.727	-14,62	1.250.718	1.024.019	-18,13
Greece	111.326	175.191	57,37	162.903	260.471	59,89
Andorra	2	–	–	228	–	–
Hungary	–	166	–	–	1.376	–
Poland	6.716.545	6.592.443	-1,85	7.289.461	6.166.855	-15,40
Romania	357.389	589.926	65,07	600.558	978.709	62,97
Bulgaria	436.728	405.408	-7,17	481.675	384.153	-20,25
Albania	205	315	53,67	4.442	2.690	-39,44
Armenia	24.642	23.951	-2,81	37.584	35.275	-6,14
Azerbaijan	1.403.667	884.926	-36,96	2.065.862	1.254.397	-39,28
Kazakhstan	119.818	446	-99,63	128.855	2.084	-98,38
Kyrgyzstan	40.067	24.178	-39,66	34.250	35.237	2,88
Tajikistan	39.950	36.525	-8,57	40.994	198.801	384,95
Turkmenistan	414.059	477.674	15,36	866.235	1.129.370	30,38
Ukraine	12.645	3.381	-73,26	819.273	135.829	-83,42
Uzbekistan	60.222	182.226	202,59	83.896	252.427	200,88
Lithuania	8.622	18.784	117,85	149.268	82.989	-44,40
Latvia	116.641	120.800	3,57	185.050	174.088	-5,92
Estonia	747.698	443.574	-40,67	774.668	465.529	-39,91
Georgia	301.031	195.612	-35,02	462.653	294.803	-36,28
Croatia	400.015	364.022	-9,00	339.661	333.276	-1,88
Malta	305	366	19,87	13.802	16.513	19,64
Slovakia	–	1	–	–	118	–
Slovenia	939	–	–	4.887	–	–
Czech Republic	567	714	25,96	4.659	26.365	465,89
Russia Federation	455.937	273.217	-40,08	826.307	468.209	-43,34
Serbia	5	–	–	641	–	–
Damar Buatan (Resin Sintetis) dan Bahan	**674.692.832**	**683.958.288**	**1,37**	**646.995.703**	**609.998.086**	**-5,72**
Japan	30.710.741	35.682.619	16,19	44.564.956	47.213.058	5,94
Hong Kong	1.360.962	1.144.761	-15,89	2.209.093	1.809.790	-18,08
Korea, Republic of	2.137.275	2.282.878	6,81	3.594.758	4.008.593	11,51
Taiwan	1.094.123	1.390.026	27,04	2.231.922	2.461.396	10,28
China	212.676.334	192.928.716	-9,29	171.298.466	130.147.611	-24,02
Papua New Guinea	123.245	52.500	-57,40	237.843	60.025	-74,76
Thailand	17.387.490	13.725.365	-21,06	24.951.036	22.672.909	-9,13
Singapore	16.400.260	15.086.240	-8,01	16.279.152	14.683.265	-9,80
Philippines	14.277.490	16.508.840	15,63	20.734.897	22.792.362	9,92
Malaysia	77.031.649	73.029.361	-5,20	68.652.565	62.706.526	-8,66
Myanmar	1.486.458	106.200	-92,86	1.883.463	91.850	-95,12
Cambodia	780.872	577.664	-26,02	666.404	513.962	-22,88
Brunei Darussalam	46.015	23.320	-49,32	50.811	47.959	-5,61
Viet Nam	80.060.218	115.609.334	44,40	81.247.686	101.472.957	24,89
India	110.681.039	76.861.417	-30,56	100.410.717	63.264.705	-36,99
Pakistan	7.931.470	14.275.593	79,99	8.613.256	13.251.400	53,85
Bangladesh	16.193.175	17.218.607	6,33	15.979.001	17.041.983	6,65
Sri Lanka	221.382	285.524	28,97	381.589	532.306	39,50
Iraq	–	3	–	–	990	–
Saudi Arabia	91.916	122.985	33,80	170.846	300.486	75,88
Israel	8.957	24.000	167,95	34.982	37.321	6,69
Jordan	113.164	48.693	-56,97	268.317	133.502	-50,24
Lebanon	143.800	175.800	22,25	275.936	305.364	10,66
Oman	2.929.564	6.809.534	132,44	2.693.391	5.539.596	105,67
Syria Arab Republic	23.580	120.006	408,93	65.144	325.172	399,16
Turkey	5.668.123	4.664.071	-17,71	6.666.943	5.346.132	-19,81
United Arab Emirates	891.537	959.315	7,60	1.248.325	857.753	-31,29
Qatar	70.000	33.737	-51,80	133.977	67.269	-49,79
Bahrain	55.200	64.160	16,23	72.674	41.381	-43,06
Egypt	110.949	2.573.041	2.219,12	253.861	2.899.167	1.042,03
Morocco	44.000	–	–	21.120	–	–
Algeria	23.940	47.340	97,74	66.234	126.871	91,55
Ethiopia	80.000	–	–	60.800	–	–
Tanzania, United Rep. of	2.775	8	-99,72	5.134	31	-99,39
Madagascar	175.248	38.106	-78,26	161.242	56.275	-65,10
Somalia	868	868	0,00	2.646	320	-87,90
Kenya	177.625	1.088.000	512,53	106.542	1.170.742	998,85
Mozambique	77.140	319.690	314,43	138.901	405.212	191,73
Ghana	127.800	1.043.250	716,31	150.075	1.081.140	620,40
Guinea	–	17.850	–	–	26.660	–
Congo	144.400	233.350	61,60	222.929	196.324	-11,93
Nigeria	1.740.660	1.346.328	-22,65	1.726.957	1.118.257	-35,25
Cote D'Ivoire	448.000	231.000	-48,44	372.852	161.700	-56,63
Uganda	10.000	–	–	47.459	–	–
Djibouti	16.000	16.000	0,00	29.600	18.720	-36,76
South Africa	107.800	51.000	-52,69	306.999	131.070	-57,31
Zimbabwe	–	28.500	–	–	12.825	–
Mauritius	8.000	–	–	18.622	–	–
Australia	32.318.476	31.830.078	-1,51	27.536.683	25.613.467	-6,98

https://www.bps.go.id

Komoditas/Negara Tujuan	Berat Bersih (kg)		Perub	Nilai FOB (US$)		Perub
	Jan–Jun 2023	Jan–Jun 2024	%	Jan–Jun 2023	Jan–Jun 2024	%
(1)	(2)	(3)	(4)	(5)	(6)	(7)
New Zealand	1.374.420	1.242.060	-9,63	1.601.345	1.406.289	-12,18
Fiji	76.072	47.570	-37,47	102.865	37.832	-63,22
East Timor	46.522	25.075	-46,10	41.051	46.545	13,38
United States	4.922.175	12.776.178	159,56	6.037.351	16.217.242	168,62
Canada	27.438	11.063	-59,68	26.753	42.433	58,61
Mexico	189.400	2.444.930	1.190,88	554.125	2.362.277	326,31
Honduras	6.120	–	–	7.258	–	–
Panama	100.000	50.000	-50,00	82.000	38.750	-52,74
Argentina	600	1.200	100,00	1.602	3.384	111,24
Brazil	153.585	50.707	-66,98	363.114	73.436	-79,78
Colombia	11.800	–	–	30.200	–	–
Uruguay	–	20.000	–	–	29.200	–
Paraguay	13.500	–	–	58.050	–	–
Ecuador	41.000	123.980	202,39	68.953	120.454	74,69
Peru	–	12.700	–	–	10.397	–
Jamaica	–	273	–	–	1.209	–
Puerto Rico	172	–	–	2.000	–	–
Dominican Republic	20.000	52.800	164,00	27.280	46.511	70,50
El Salvador	80.000	80.000	0,00	238.272	228.136	-4,25
United Kingdom	5.106.217	4.042.286	-20,84	4.543.397	3.430.276	-24,50
Netherlands	395.171	5.196.646	1.215,04	672.206	5.379.050	700,21
France	254.208	5.146.490	1.924,52	471.647	6.831.483	1.348,43
Germany, Fed. Rep. of	1.467.842	482.319	-67,14	1.515.378	427.486	-71,79
Austria	30	1.061	3.436,67	3.371	4.237	25,69
Belgium	452.952	1.732.912	282,58	454.265	1.772.095	290,10
Switzerland	111	313	183,03	3.900	1.740	-55,38
Luxembourg	3.000	8.450	181,67	8.250	8.890	7,76
Denmark	342.090	176.074	-48,53	350.292	175.608	-49,87
Finland	24.750	2.000	-91,92	30.903	200	-99,35
Ireland	3.210.400	2.525.843	-21,32	2.737.022	1.991.535	-27,24
Italy	12.792.974	12.824.827	0,25	12.997.407	12.848.785	-1,14
Spain	3.891.295	4.401.891	13,12	3.595.375	4.051.128	12,68
Portugal	627.000	741.397	18,25	545.563	618.058	13,29
Greece	–	24.000	–	–	18.360	–
Andorra	23.660	–	–	18.190	–	–
Hungary	–	44	–	–	801	–
Poland	502.700	309.000	-38,53	415.719	318.196	-23,46
Bulgaria	96.800	–	–	82.280	–	–
Latvia	66	44.000	66.185,03	517	35.552	6.771,81
Georgia	403.600	290.400	-28,05	328.360	232.320	-29,25
Slovenia	1.724.520	322.000	-81,33	1.799.433	300.168	-83,32
Czech Republic	–	100	–	–	100	–
Russia Federation	100.920	72.022	-28,63	333.204	141.517	-57,53
Kimia Dasar Anorganik Lainnya	**1.015.078.407**	**1.156.315.835**	**13,91**	**511.824.063**	**672.171.038**	**31,33**
Japan	80.217.147	82.254.416	2,54	49.917.091	29.987.891	-39,92
Hong Kong	244.453	257.152	5,19	232.933	90.332	-61,22
Korea, Republic of	232.542.219	303.065.266	30,33	118.027.060	104.674.426	-11,31
Taiwan	103.747.983	115.575.633	11,40	58.725.345	39.089.667	-33,44
China	256.539.012	269.914.338	5,21	127.642.877	347.501.891	172,25
Papua New Guinea	4	3.455	89.315,11	39	5.917	15.071,82
Thailand	15.776.920	30.469.364	93,13	8.483.941	11.549.308	36,13
Singapore	27.566.304	19.615.944	-28,84	17.123.616	11.507.801	-32,80
Philippines	9.499.536	7.473.929	-21,32	2.898.759	2.167.967	-25,21
Malaysia	14.070.650	21.194.958	50,63	4.424.017	6.425.085	45,23
Myanmar	564.450	87.460	-84,51	550.059	178.420	-67,56
Cambodia	2	–	–	141	–	–
Brunei Darussalam	4.340	616.220	14.098,62	21.954	202.308	821,50
Viet Nam	28.636.435	62.046.159	116,67	15.696.515	22.304.463	42,10
Maldives	148	62	-58,54	5.640	3.455	-38,74
India	136.169.081	110.829.063	-18,61	63.710.606	54.546.363	-14,38
Pakistan	99.405	386.500	288,81	308.801	194.656	-36,96
Bangladesh	9.249.500	23.507.229	154,15	662.493	1.444.031	117,97
Sri Lanka	1.491.210	2.781.786	86,55	851.178	710.868	-16,48
Iran (Islamic Republic of)	8.000	412.500	5.056,25	12.554	185.625	1.378,60
Saudi Arabia	532.000	820.651	54,26	469.148	738.828	57,48
Israel	11.200	16.800	50,00	24.623	45.892	86,38
Lebanon	5.200	10.280	97,69	11.440	22.212	94,16
Turkey	172.800	286.400	65,74	232.315	238.290	2,57
United Arab Emirates	61.305	53.766	-12,30	66.744	79.595	19,25
Egypt	32.625	38.400	17,70	103.155	48.396	-53,08
Morocco	25.400.107	26.588.597	4,68	17.505.246	8.223.035	-53,03
Algeria	20.000	120.000	500,00	60.500	307.200	407,77
Ethiopia	20.000	–	–	62.700	–	–
Tanzania, United Rep. of	–	9.790	–	–	20.900	–
Madagascar	50.000	10.022.500	19.945,00	11.000	4.021.665	36.460,59
Kenya	88.000	76.000	-13,64	86.900	74.900	-13,81
Nigeria	–	43.458	–	–	83.820	–

https://www.bps.go.id

Lanjutan Tabel 3.6

Komoditas/Negara Tujuan	Berat Bersih (kg)		Perub	Nilai FOB (US$)		Perub
	Jan–Jun 2023	Jan–Jun 2024	%	Jan–Jun 2023	Jan–Jun 2024	%
(1)	(2)	(3)	(4)	(5)	(6)	(7)
Djibouti	–	60.000	–	–	168.000	–
South Africa	102	93	-8,61	306	282	-7,73
Mauritius	1.358.000	173.030	-87,26	298.710	24.445	-91,82
Australia	66.374.112	35.625.900	-46,33	20.521.930	13.921.644	-32,16
New Zealand	1.264.425	975.175	-22,88	476.839	457.938	-3,96
Micronesia, Fed. States of	2.335	–	–	677	–	–
East Timor	248.003	24.440	-90,15	73.245	9.552	-86,96
United States	213.241	1.281.357	500,90	225.892	905.129	300,69
Canada	39.958	–	–	38.360	–	–
Mexico	111.720	135.240	21,05	170.054	184.660	8,59
Suriname	–	780	–	–	2.700	–
Argentina	400	26	-93,46	3.404	342	-89,96
Brazil	–	320.025	–	–	370.422	–
Colombia	–	54.600	–	–	99.347	–
United Kingdom	270.500	335.520	24,04	218.313	184.822	-15,34
Netherlands	525.782	98.725	-81,22	490.499	79.478	-83,80
France	74.021	72.000	-2,73	51.188	38.052	-25,66
Germany, Fed. Rep. of	55.603	51.007	-8,27	33.944	38.035	12,05
Belgium	75.000	26.685.532	35.480,71	52.875	7.869.003	14.782,27
Switzerland	144.000	48.000	-66,67	102.720	27.162	-73,56
Norway	192.000	192.115	0,06	165.600	115.260	-30,40
Sweden	393.550	401.500	2,02	291.035	222.731	-23,47
Finland	110.000	88.800	-19,27	84.200	46.399	-44,89
Ireland	50.000	–	–	35.250	–	–
Italy	268.214	162.810	-39,30	189.894	88.383	-53,46
Spain	188.000	180.000	-4,26	131.147	93.320	-28,84
Portugal	–	24.000	–	–	14.000	–
Hungary	40.000	1.214	-96,97	26.000	5.342	-79,45
Poland	72.005	504.002	599,95	50.880	285.840	461,79
Latvia	5.400	–	–	14.850	–	–
Slovenia	130.000	120.000	-7,69	107.900	70.200	-34,94
Czech Republic	~0	~0	-66,67	120	40	-66,67
Russia Federation	52.000	121.870	134,37	38.840	173.302	346,20
Kimia Dasar Organik yang Bersumber dari	**644.680.393**	**710.816.610**	**10,26**	**504.364.433**	**544.797.365**	**8,02**
Japan	21.908.120	58.660.711	167,76	24.446.561	41.881.565	71,32
Korea, Republic of	53.090.509	19.223.842	-63,79	26.690.068	16.282.969	-38,99
Taiwan	44.747.269	54.627.469	22,08	71.015.318	30.921.677	-56,46
China	119.693.033	157.758.271	31,80	105.394.652	171.320.259	62,55
Papua New Guinea	60	835	1.291,67	155	7.037	4.448,86
Thailand	109.663.670	81.141.286	-26,01	44.782.570	43.599.189	-2,64
Singapore	139.201.580	50.387.533	-63,80	101.648.396	40.971.411	-59,69
Philippines	5.735.332	7.587.447	32,29	6.827.047	6.960.513	1,95
Malaysia	14.470.473	23.811.739	64,55	19.138.514	19.906.103	4,01
Myanmar	–	133.000	–	–	168.294	–
Nepal	20.000	–	–	23.365	–	–
Viet Nam	12.481.770	20.057.234	60,69	9.666.983	10.123.556	4,72
India	91.787.400	158.003.401	72,14	57.616.936	114.663.311	99,01
Pakistan	6.408.666	386.530	-93,97	2.252.283	503.035	-77,67
Bangladesh	3.726.923	352.260	-90,55	3.639.709	449.315	-87,66
Sri Lanka	16.820	16.810	-0,06	30.458	26.742	-12,20
Saudi Arabia	82.000	2.160.980	2.535,34	92.592	2.159.118	2.231,86
Israel	55.375	87.500	58,01	91.579	133.487	45,76
Jordan	–	14.000	–	–	23.590	–
Lebanon	–	11.200	–	–	20.496	–
Oman	1.969.917	–	–	2.000.000	–	–
Turkey	1.129.445	514.381	-54,46	1.101.873	489.708	-55,56
United Arab Emirates	886.450	730.670	-17,57	911.423	688.160	-24,50
Egypt	437.800	57.951.024	13.136,87	452.188	17.178.790	3.699,03
Morocco	–	315.000	–	–	487.050	–
Tunisia	16.800	2.800	-83,33	31.080	4.614	-85,15
Kenya	14.375	–	–	17.137	–	–
Togo	31.500	32.000	1,59	45.766	47.152	3,03
Ghana	2.500	–	–	12.896	–	–
Cote D'Ivoire	204.000	40.000	-80,39	263.847	60.173	-77,19
South Africa	215.520	151.206	-29,84	357.711	240.567	-32,75
Democratic Rep. of the Congo	–	16.000	–	–	22.181	–
Australia	4.635.321	1.435.168	-69,04	2.271.395	1.687.678	-25,70
New Zealand	21.000	48.000	128,57	16.548	72.184	336,22
East Timor	8.932	7.014	-21,47	7.771	7.248	-6,74
United States	3.565.402	5.338.317	49,73	6.849.050	8.487.010	23,92
Canada	54.432	146.632	169,38	90.253	231.582	156,59
Mexico	8.231	133.380	1.520,46	21.617	239.666	1.008,70
Guatemala	42.000	–	–	71.854	–	–
Chile	55.200	30.600	-44,57	90.988	45.235	-50,28
Venezuela	16.800	29.400	75,00	29.820	47.264	58,50
Argentina	~0	133.840	133.839.900,00	187	196.723	105.060,15
Brazil	664.060	146.245	-77,98	1.138.905	248.316	-78,20

https://www.bps.go.id

Komoditas/Negara Tujuan	Berat Bersih (kg)		Perub	Nilai FOB (US$)		Perub
	Jan–Jun 2023	Jan–Jun 2024	%	Jan–Jun 2023	Jan–Jun 2024	%
(1)	(2)	(3)	(4)	(5)	(6)	(7)
Colombia	216.000	438.400	102,96	303.477	644.665	112,43
Ecuador	74.800	30.000	-59,89	124.099	44.355	-64,26
Peru	69.000	24.000	-65,22	126.659	38.759	-69,40
Puerto Rico	16.800	–	–	30.660	–	–
Dominican Republic	140.400	158.400	12,82	203.174	223.735	10,12
El Salvador	–	8.220	–	–	11.201	–
Costa Rica	21.600	–	–	38.908	–	–
United Kingdom	523.320	777.369	48,55	923.231	1.314.318	42,36
Netherlands	2.097.300	2.774.503	32,29	5.593.009	3.230.702	-42,24
France	264.860	250.917	-5,26	641.800	465.590	-27,46
Germany, Fed. Rep. of	1.921.879	2.910.123	51,42	3.417.695	5.221.465	52,78
Belgium	762.581	636.950	-16,47	1.177.237	1.023.321	-13,07
Switzerland	15.760	15.540	-1,40	96.642	55.842	-42,22
Denmark	2.800	4.308	53,86	4.645	7.004	50,78
Finland	4.200	4.200	0,00	7.926	7.706	-2,78
Ireland	–	23	–	–	121	–
Italy	368.758	377.531	2,38	588.068	609.777	3,69
Spain	1.086.440	738.400	-32,03	1.890.480	1.219.430	-35,50
Greece	5.400	7.800	44,44	8.180	11.857	44,94
Hungary	–	12.000	–	–	17.239	–
Poland	13.200	12.000	-9,09	23.697	19.487	-17,77
Bulgaria	6.000	12.000	100,00	7.771	18.596	139,30
Slovenia	70	100	42,86	4.883	6.950	42,35
Russia Federation	540	100	-81,48	12.695	2.281	-82,03
Barang Kimia Lainnya	**228.219.412**	**307.434.690**	**34,71**	**508.275.174**	**520.391.213**	**2,38**
Japan	6.481.804	6.287.756	-2,99	91.769.178	37.218.826	-59,44
Hong Kong	2.179.163	505.767	-76,79	647.275	464.867	-28,18
Korea, Republic of	13.198.119	17.261.716	30,79	14.537.450	20.059.663	37,99
Taiwan	5.157.627	6.618.283	28,32	5.801.099	10.056.972	73,36
China	55.010.878	74.410.186	35,26	59.715.146	80.804.113	35,32
Mongolia	–	4.380	–	–	2.370	–
Macau	6	17	203,34	223	1.674	649,91
Papua New Guinea	29.539	48.518	64,25	64.137	70.591	10,06
Thailand	25.102.695	26.055.037	3,79	13.625.538	14.681.514	7,75
Singapore	7.399.603	6.461.020	-12,68	12.506.213	9.448.646	-24,45
Philippines	12.551.306	19.743.546	57,30	13.061.256	15.048.867	15,22
Malaysia	28.025.385	57.858.962	106,45	21.338.088	21.739.987	1,88
Myanmar	380.295	330.000	-13,23	189.411	92.400	-51,22
Cambodia	16.125	64.113	297,60	2.057	53.717	2.512,04
Brunei Darussalam	5.977	265.612	4.344,07	11.066	163.793	1.380,12
Nepal	1.611	–	–	12.282	–	–
Viet Nam	8.865.236	8.789.463	-0,85	13.470.226	13.637.839	1,24
Maldives	2.792	99.363	3.458,84	3.188	48.577	1.423,73
India	10.290.802	11.158.431	8,43	32.632.415	43.262.938	32,58
Pakistan	695.301	1.429.091	105,54	1.741.339	1.278.535	-26,58
Bangladesh	9.957.882	11.249.877	12,97	9.428.675	10.586.294	12,28
Sri Lanka	1.134.347	307.174	-72,92	901.808	361.135	-59,95
Iraq	18.559	18.990	2,32	64.957	60.564	-6,76
Iran (Islamic Republic of)	35.700	–	–	126.289	–	–
Saudi Arabia	455.026	1.100.816	141,92	889.305	1.130.214	27,09
Israel	30.000	54.200	80,67	62.100	111.584	79,68
Kuwait	129.600	701.660	441,40	82.757	1.237.870	1.395,79
Jordan	235.113	231.110	-1,70	198.158	159.586	-19,46
Lebanon	4.375	4.998	14,25	30.524	34.884	14,29
Oman	33.857	41.400	22,28	35.141	17.394	-50,50
Turkey	979.042	1.018.221	4,00	1.333.502	1.045.786	-21,58
United Arab Emirates	315.314	640.059	102,99	469.715	1.110.673	136,46
Qatar	–	2.080	–	–	23.888	–
Egypt	528.500	510.253	-3,45	588.976	503.915	-14,44
Libyan Arab Jamahiriya	2.226	1.020	-54,20	4.050	6.941	71,38
Tunisia	21.600	21.600	0,00	14.211	12.721	-10,49
Algeria	410.400	21.600	-94,74	273.756	11.639	-95,75
Sudan	85	–	–	420	–	–
Namibia	270	144	-46,67	5.250	2.800	-46,67
Ethiopia	1	10	1.438,46	759	1.250	64,69
Tanzania, United Rep. of	24.050	80.277	233,79	27.977	60.256	115,38
Kenya	21.600	151.480	601,30	18.889	101.100	435,23
Mozambique	10.080	–	–	28.578	–	–
Togo	1	–	–	17	–	–
Ghana	331.781	683.900	106,13	207.524	556.889	168,35
Guinea	50.000	68.342	36,68	18.000	48.385	168,81
Angola	–	1.226	–	–	115.868	–
Congo	2	–	–	87	–	–
Nigeria	1.247.890	349.656	-71,98	2.383.725	417.578	-82,48
Cote D'Ivoire	103.275	45.977	-55,48	308.356	85.682	-72,21
Senegal	3	709	21.515,85	811	1.848	127,87
Djibouti	12.800	–	–	30.976	–	–

https://www.bps.go.id

Lanjutan Tabel 3.6

Komoditas/Negara Tujuan	Berat Bersih (kg)		Perub	Nilai FOB (US$)		Perub
	Jan–Jun 2023	Jan–Jun 2024	%	Jan–Jun 2023	Jan–Jun 2024	%
(1)	(2)	(3)	(4)	(5)	(6)	(7)
South Africa	2.143.565	2.667.992	24,47	2.326.243	2.191.740	-5,78
Zambia	–	3.600	–	–	42.588	–
Australia	9.739.552	10.201.758	4,75	11.625.603	12.301.212	5,81
New Zealand	991.400	1.117.766	12,75	742.344	722.394	-2,69
New Caledonia	–	578	–	–	25.665	–
Fiji	–	1.310	–	–	3.114	–
Solomon Islands	–	400	–	–	85	–
East Timor	108.612	362.568	233,82	359.486	258.729	-28,03
United States	6.227.914	14.930.900	139,74	172.569.380	188.532.794	9,25
Canada	130.487	165.785	27,05	288.550	356.043	23,39
Mexico	309.096	351.559	13,74	544.093	507.941	-6,64
Guatemala	219.000	329.000	50,23	147.456	201.396	36,58
Honduras	–	150	–	–	137	–
Panama	7.680	–	–	21.427	–	–
Suriname	–	93	–	–	414	–
Chile	170.000	350.000	105,88	102.000	147.000	44,12
Venezuela	22.000	–	–	42.900	–	–
Argentina	43.200	130.910	203,03	28.944	111.936	286,73
Brazil	683.020	938.865	37,46	839.119	896.761	6,87
Colombia	70.980	34.918	-50,81	157.208	33.462	-78,71
Uruguay	66.820	64.400	-3,62	46.654	39.815	-14,66
Ecuador	86.400	108.032	25,04	54.864	63.133	15,07
Peru	171.200	819.350	378,59	130.253	469.237	260,25
Guyana	–	296	–	–	788	–
Dominican Republic	43.200	129.600	200,00	28.872	79.571	175,60
El Salvador	7.200	24.400	238,89	16.786	45.980	173,92
French Polynesia	–	342	–	–	15.182	–
United Kingdom	267.350	217.372	-18,69	2.415.708	1.011.513	-58,13
Netherlands	9.235.788	14.193.608	53,68	7.669.099	13.898.171	81,22
France	328.686	834.279	153,82	735.148	1.014.506	38,00
Germany, Fed. Rep. of	2.041.285	1.995.003	-2,27	4.953.576	7.912.488	59,73
Austria	794	1.048	32,07	204.335	243.834	19,33
Belgium	264.497	82.813	-68,69	426.316	189.643	-55,52
Switzerland	–	6.889	–	–	262.646	–
Luxembourg	–	30	–	–	108	–
Norway	13.744	169	-98,77	60.010	7.426	-87,63
Sweden	10	4.973	49.626,00	36	2.677	7.336,61
Finland	162.000	90.002	-44,44	71.280	39.603	-44,44
Ireland	~0	992	877.497,35	19	120.963	644.518,18
Italy	1.100.540	611.964	-44,39	694.818	340.272	-51,03
Spain	889.037	293.642	-66,97	1.001.307	744.038	-25,69
Portugal	29.200	58.400	100,00	81.980	151.345	84,61
Greece	30.050	20.000	-33,44	66.370	45.120	-32,02
Hungary	–	1	–	–	5	–
Poland	99.215	129.800	30,83	196.681	283.634	44,21
Bulgaria	–	510	–	–	28.712	–
Belarus	–	50	–	–	3.273	–
Kazakhstan	72.274	71.461	-1,12	65.184	117.393	80,10
Turkmenistan	–	33.987	–	–	61.928	–
Uzbekistan	–	1.407	–	–	12.375	–
Latvia	43.200	–	–	34.560	–	–
Estonia	44.000	–	–	110.839	–	–
Slovenia	–	24.000	–	–	29.186	–
Russia Federation	868.774	1.329.680	53,05	752.848	880.605	16,97
Pupuk	**762.282.982**	**959.513.872**	**25,87**	**275.829.136**	**327.373.037**	**18,69**
Japan	10.866.847	15.331.735	41,09	3.144.854	4.743.218	50,82
Hong Kong	–	1.090	–	–	4.096	–
Korea, Republic of	10.234.040	31.100.443	203,89	3.258.873	10.230.619	213,93
Taiwan	13.266.881	33.038.796	149,03	4.487.562	10.823.859	141,20
China	38.012	11.811	-68,93	9.807	50.015	409,98
Papua New Guinea	8.184.000	13.320.000	62,76	7.396.752	10.139.387	37,08
Thailand	19.910.966	41.866.608	110,27	6.828.133	13.593.288	99,08
Singapore	629.758	655.328	4,06	144.395	214.816	48,77
Philippines	149.753.975	124.411.319	-16,92	51.196.831	41.796.935	-18,36
Malaysia	13.232.515	42.867.261	223,95	5.297.212	13.988.160	164,07
Myanmar	41.426.348	1.000.000	-97,59	13.173.579	330.000	-97,49
Cambodia	250.000	4.088.162	1.535,26	189.755	1.604.969	745,81
Brunei Darussalam	34.068	372.558	993,57	33.167	180.701	444,82
Viet Nam	85.795.814	79.324.364	-7,54	28.398.854	24.000.754	-15,49
Maldives	5.400	–	–	30.202	–	–
India	108.054.630	77.454.205	-28,32	43.560.678	29.408.119	-32,49
Pakistan	22.000	578.000	2.527,27	5.060	341.050	6.640,12
Sri Lanka	–	27.045.215	–	–	8.372.367	–
Iraq	22.000	–	–	6.490	–	–
Saudi Arabia	3.750	–	–	24.000	–	–
Turkey	1.000.000	–	–	372.000	–	–
United Arab Emirates	–	360.000	–	–	188.052	–

https://www.bps.go.id

Komoditas/Negara Tujuan	Berat Bersih (kg)		Perub	Nilai FOB (US$)		Perub
	Jan–Jun 2023	Jan–Jun 2024	%	Jan–Jun 2023	Jan–Jun 2024	%
(1)	(2)	(3)	(4)	(5)	(6)	(7)
Egypt	200.000	–	–	79.400	–	–
Tanzania, United Rep. of	–	500	–	–	960	–
Kenya	–	19.215	–	–	12.923	–
Mozambique	–	170.134	–	–	100.830	–
Togo	5	–	–	13	–	–
Ghana	–	25.000	–	–	50.000	–
Cameroon	–	75.941	–	–	92.805	–
Sierra Leone	69.000	180.000	160,87	28.589	73.170	155,94
Cote D'Ivoire	12.720	12.720	0,00	51.218	52.596	2,69
South Africa	3.360.000	3.584.280	6,68	1.364.640	1.399.483	2,55
Australia	145.799.864	429.880.464	194,84	58.140.554	143.260.439	146,40
New Zealand	3.801.000	4.715.200	24,05	1.177.442	1.455.089	23,58
Solomon Islands	54.500	25.414	-53,37	5.066	3.128	-38,26
East Timor	226.959	166.092	-26,82	102.250	84.477	-17,38
United States	27.484.734	138.363	-99,50	9.398.949	70.778	-99,25
Canada	38.000	240.100	531,84	32.420	110.256	240,09
Mexico	32.915.652	–	–	10.467.177	–	–
Chile	33.056.955	380.000	-98,85	10.520.112	146.930	-98,60
Argentina	11.950.000	–	–	3.817.500	–	–
Colombia	–	27.009.555	–	–	10.432.441	–
Uruguay	38.530.386	–	–	12.313.506	–	–
French Polynesia	20.000	–	–	7.940	–	–
United Kingdom	1.200.000	–	–	446.400	–	–
Netherlands	–	20.000	–	–	5.240	–
France	36.004	44.000	22,21	10.084	11.088	9,96
Germany, Fed. Rep. of	500.000	–	–	196.000	–	–
Ireland	125.000	–	–	35.625	–	–
Italy	100.000	–	–	41.800	–	–
Spain	20.800	–	–	15.600	–	–
Poland	50.400	–	–	18.648	–	–
Minyak Atsiri	**11.377.850**	**14.981.165**	**31,67**	**185.988.075**	**249.046.026**	**33,90**
Japan	101.201	113.526	12,18	2.993.038	4.746.060	58,57
Hong Kong	19.832	10.663	-46,23	167.875	120.549	-28,19
Korea, Republic of	149.578	201.020	34,39	2.942.256	3.439.907	16,91
Taiwan	50.166	65.779	31,12	364.778	611.059	67,52
China	476.118	539.285	13,27	9.586.401	10.212.266	6,53
Macau	27	50	88,53	1.898	2.548	34,21
Papua New Guinea	1.836	2.000	8,96	28.705	33.503	16,71
Thailand	2.312.401	3.209.468	38,79	28.475.362	37.760.433	32,61
Singapore	752.894	726.480	-3,51	12.073.434	14.425.343	19,48
Philippines	1.302.354	1.588.380	21,96	16.364.681	16.586.577	1,36
Malaysia	315.066	509.511	61,72	3.340.888	5.905.901	76,78
Myanmar	211.355	98.782	-53,26	1.382.082	844.349	-38,91
Cambodia	8.303	11.754	41,57	67.164	80.829	20,34
Brunei Darussalam	380	429	12,88	4.223	4.362	3,30
Nepal	5.496	6.266	14,01	52.516	44.302	-15,64
Viet Nam	1.835.993	3.086.963	68,14	25.482.917	43.025.741	68,84
Maldives	1.014	5	-99,52	9.445	756	-92,00
India	965.722	812.981	-15,82	21.001.100	22.498.509	7,13
Pakistan	382.767	743.146	94,15	5.275.582	9.533.381	80,71
Bangladesh	105.985	134.925	27,31	1.039.612	1.118.703	7,61
Sri Lanka	489.830	29.155	-94,05	142.525	228.570	60,37
Iraq	828	2	-99,71	3.632	46	-98,73
Iran (Islamic Republic of)	12.800	6.500	-49,22	102.556	69.084	-32,64
Saudi Arabia	16.805	7.126	-57,59	109.897	191.968	74,68
Israel	4.925	3.292	-33,16	74.707	54.252	-27,38
Kuwait	75	64	-14,05	2.450	648	-73,57
Oman	–	960	–	–	19.642	–
Turkey	47.990	39.182	-18,35	1.329.739	1.562.189	17,48
United Arab Emirates	10.332	9.253	-10,43	195.213	133.191	-31,77
Qatar	2	–	–	2	–	–
Bahrain	230	–	–	58.800	–	–
Egypt	4.192	3.974	-5,22	78.335	218.262	178,63
Algeria	1.080	–	–	17.370	–	–
Ethiopia	71.300	61.730	-13,42	283.012	230.926	-18,40
Madagascar	–	900	–	–	4.950	–
Kenya	3.960	2.578	-34,90	105.341	20.606	-80,44
Ghana	5.720	19.504	240,98	94.722	243.585	157,16
Angola	2.070	–	–	17.277	–	–
Nigeria	272.375	944.092	246,61	3.067.894	3.132.345	2,10
Benin	957	–	–	7.437	–	–
Gambia	–	3.000	–	–	13.650	–
Djibouti	800	1.040	30,00	16.400	20.020	22,07
South Africa	1.415	15.415	989,36	46.651	245.834	426,96
Mauritius	288	–	–	888	–	–
Mayotte	1.480	–	–	20.790	–	–
Australia	114.523	179.864	57,05	2.536.513	3.546.114	39,80

https://www.bps.go.id

Lanjutan Tabel 3.6

Komoditas/Negara Tujuan	Berat Bersih (kg)		Perub	Nilai FOB (US$)		Perub
	Jan–Jun 2023	Jan–Jun 2024	%	Jan–Jun 2023	Jan–Jun 2024	%
(1)	(2)	(3)	(4)	(5)	(6)	(7)
New Zealand	14.029	16.070	14,55	221.935	157.968	-28,82
New Caledonia	81	–	–	2.681	–	–
Kiribati	–	14	–	–	188	–
Tonga	1.620	–	–	3.295	–	–
East Timor	27.010	44.669	65,38	177.450	168.292	-5,16
United States	402.437	556.381	38,25	16.590.951	18.844.091	13,58
Canada	629	11.390	1.711,80	11.194	183.856	1.542,41
Mexico	140.303	159.492	13,68	2.062.714	2.183.500	5,86
Guatemala	18.000	–	–	225.900	–	–
Argentina	1.145	1.489	30,01	54.841	70.327	28,24
Brazil	31.181	38.288	22,79	1.027.996	1.799.078	75,01
Colombia	4.680	5.735	22,54	78.226	95.020	21,47
Paraguay	–	2.300	–	–	31.895	–
Peru	200	–	–	4.400	–	–
Dominican Republic	14.515	14.515	0,00	179.545	169.765	-5,45
United Kingdom	40.294	55.697	38,23	1.624.842	3.103.431	91,00
Netherlands	118.578	248.925	109,93	4.517.240	13.479.215	198,39
France	183.948	225.466	22,57	7.277.820	10.705.592	47,10
Germany, Fed. Rep. of	48.864	87.376	78,81	1.812.283	5.480.509	202,41
Austria	440	165	-62,50	94.600	42.706	-54,86
Belgium	33.000	66.160	100,48	1.614.915	2.591.778	60,49
Switzerland	104.490	10.714	-89,75	4.962.841	685.402	-86,19
Ireland	14.985	14.764	-1,47	245.865	257.832	4,87
Italy	766	21.765	2.740,27	145.297	348.923	140,14
Spain	108.384	205.562	89,66	3.646.476	7.313.928	100,58
Portugal	530	255	-51,89	12.647	5.033	-60,20
Hungary	770	2.799	263,51	33.362	263.114	688,67
Poland	9	1	-87,22	2.350	39	-98,34
Bulgaria	1	1	-25,00	14	970	6.944,30
Latvia	~0	500	4.999.900,00	8	67.500	880.296,50
Estonia	4	–	–	2	–	–
Slovakia	–	102	–	–	949	–
Slovenia	250	60	-76,01	6.198	1.200	-80,64
Czech Republic	165	230	39,39	17.700	25.100	41,81
Russia Federation	4.080	1.235	-69,74	366.378	37.868	-89,66
Pemberantas Hama (Formulasi)	**27.441.056**	**30.243.535**	**10,21**	**189.852.331**	**201.503.925**	**6,14**
Japan	882.279	465.726	-47,21	3.964.083	4.258.139	7,42
Hong Kong	7.355	28.009	280,81	25.397	74.103	191,78
Korea, Republic of	741.812	505.678	-31,83	3.165.577	2.280.525	-27,96
Taiwan	502.177	432.578	-13,86	4.277.065	2.969.067	-30,58
China	1.440.392	1.154.540	-19,85	43.081.776	39.956.216	-7,25
Papua New Guinea	22.912	13.720	-40,12	23.900	19.304	-19,23
Thailand	2.442.978	2.789.558	14,19	24.417.047	21.631.221	-11,41
Singapore	669.319	635.662	-5,03	4.992.118	3.655.983	-26,76
Philippines	4.555.660	4.372.996	-4,01	26.861.771	28.063.604	4,47
Malaysia	1.666.104	2.404.549	44,32	14.054.778	15.488.289	10,20
Myanmar	27.491	100.330	264,96	719.080	2.713.659	277,38
Cambodia	1.020	54.697	5.264,38	3.121	3.004.609	96.184,46
Brunei Darussalam	4.640	15.524	234,54	27.864	36.832	32,19
Viet Nam	653.842	967.738	48,01	5.241.160	14.931.651	184,89
Maldives	51.120	91.608	79,20	216.415	393.801	81,97
India	8.002	–	–	16.848	–	–
Pakistan	734.618	496.981	-32,35	5.773.946	5.577.548	-3,40
Bangladesh	880.458	1.199.643	36,25	1.657.988	1.068.804	-35,54
Sri Lanka	140.719	556.227	295,28	411.981	2.516.004	510,71
Iran (Islamic Republic of)	–	22.935	–	–	65.550	–
Saudi Arabia	30.542	36.293	18,83	403.956	198.059	-50,97
Israel	7.790	28.255	262,69	55.600	153.061	175,29
Jordan	7.209	7.524	4,36	143.626	144.204	0,40
Lebanon	66.960	–	–	81.182	–	–
Yemen	–	20.543	–	–	38.232	–
Oman	2.981	1.788	-40,00	50.284	21.085	-58,07
Turkey	6.756	18.425	172,69	103.928	370.379	256,38
United Arab Emirates	27.929	5.664	-79,72	106.721	65.236	-38,87
Cyprus	–	5.445	–	–	11.535	–
Egypt	–	28	–	–	80	–
Libyan Arab Jamahiriya	44.861	43.679	-2,63	65.795	54.541	-17,10
Morocco	5.848	–	–	38.523	–	–
Sudan	3.180	7.420	133,33	35.064	48.490	38,29
Ethiopia	530	1.060	100,00	5.149	12.208	137,10
Tanzania, United Rep. of	474.986	332.917	-29,91	1.399.816	1.011.120	-27,77
Madagascar	691	–	–	1.638	–	–
Kenya	19.234	–	–	46.337	–	–
Mozambique	15.300	20.746	35,60	47.770	131.878	176,07
Togo	6.224	8.161	31,12	4.843	2.556	-47,22
Ghana	691	1.904	175,45	1.632	7.482	358,43
Angola	22.060	636	-97,12	88.162	6.303	-92,85

https://www.bps.go.id

Komoditas/Negara Tujuan	Berat Bersih (kg)		Perub	Nilai FOB (US$)		Perub
	Jan–Jun 2023	Jan–Jun 2024	%	Jan–Jun 2023	Jan–Jun 2024	%
(1)	(2)	(3)	(4)	(5)	(6)	(7)
Congo	11.735	11.932	1,68	39.761	41.626	4,69
Cameroon	106	848	700,00	171	12.398	7.158,28
Nigeria	12.360	49.000	296,44	104.174	44.100	-57,67
Gabon	–	76.851	–	–	249.808	–
Cote D'Ivoire	24.103	7.631	-68,34	91.657	25.449	-72,23
Senegal	–	7.200	–	–	29.610	–
Mali	10.507	636	-93,95	38.998	9.116	-76,62
Benin	5.048	–	–	16.116	–	–
Burkina Faso	–	7.488	–	–	18.135	–
Seychelles	48	–	–	266	–	–
Uganda	–	8.990	–	–	33.892	–
Chad	2.544	3.710	45,83	1.228	37.942	2.990,38
Djibouti	15.223	–	–	40.929	–	–
South Africa	130.794	245.426	87,64	283.942	427.866	50,69
Malawi	9.061	20.335	124,43	28.171	68.813	144,27
Comoros	–	2.763	–	–	20.106	–
Mauritius	83.259	117.459	41,08	217.020	400.528	84,56
Democratic Rep. of the Congo	51.064	48.711	-4,61	167.886	132.407	-21,13
Australia	3.316.860	4.525.337	36,43	25.259.724	24.245.195	-4,02
New Zealand	675.111	453.612	-32,81	4.465.977	1.633.220	-63,43
Micronesia, Fed. States of	–	75	–	–	2.463	–
New Caledonia	6.665	–	–	16.630	–	–
Vanuatu	–	5	–	–	160	–
American Samoa	215	–	–	432	–	–
Fiji	9.881	1.049	-89,39	14.208	2.938	-79,32
Kiribati	169	184	8,64	583	726	24,53
Samoa	–	8.956	–	–	11.269	–
Solomon Islands	–	36	–	–	458	–
East Timor	202.691	433.568	113,91	579.639	608.441	4,97
United States	250.437	644	-99,74	6.322.710	29.755	-99,53
Canada	–	1.536	–	–	8.514	–
Mexico	4.411.054	3.785.563	-14,18	6.926.496	6.599.788	-4,72
Guatemala	160.389	299.612	86,80	176.465	319.945	81,31
Honduras	92.228	23.057	-75,00	124.726	27.423	-78,01
Nicaragua	207.514	93.297	-55,04	274.200	109.110	-60,21
Panama	~0	–	–	~0	–	–
Chile	–	264	–	–	23.366	–
Argentina	822.931	2.060.386	150,37	1.027.643	12.596.178	1.125,73
Brazil	161.570	197.475	22,22	195.499	235.174	20,29
Colombia	20.783	32.194	54,90	248.100	240.426	-3,09
Uruguay	5.011	–	–	319.502	–	–
Paraguay	–	20.249	–	–	22.331	–
Ecuador	–	15.213	–	–	21.951	–
Peru	–	76.105	–	–	205.085	–
Guyana	–	9.042	–	–	13.145	–
Trinidad and Tobago	–	18.084	–	–	24.222	–
Bahamas	–	9.042	–	–	13.145	–
Jamaica	72.306	74.570	3,13	199.085	142.645	-28,35
Dominican Republic	18.084	18.084	0,00	27.434	27.434	0,00
El Salvador	115.286	46.854	-59,36	146.203	54.800	-62,52
Haiti	19.904	–	–	62.871	–	–
Saint Lucia	8.820	20.300	130,16	9.954	22.620	127,25
United Kingdom	33.693	69.691	106,84	179.843	818.184	354,94
France	2	–	–	96	–	–
Germany, Fed. Rep. of	6	499	8.415,36	7	6.200	83.395,64
Italy	281.088	403.182	43,44	579.450	785.874	35,62
Greece	8.100	35.033	332,50	14.694	53.973	267,30
Poland	7.736	–	–	37.901	–	–
Romania	–	39.200	–	–	47.600	–
Turkmenistan	–	1.380	–	–	3.450	–
Georgia	–	11.996	–	–	13.561	–
Russia Federation	–	~0	–	–	1	–
Kimia Dasar Organik yang Menghasilkan	**74.483.612**	**75.772.390**	**1,73**	**175.891.987**	**165.861.184**	**-5,70**
Japan	17.115.091	15.984.707	-6,60	35.812.585	29.613.976	-17,31
Hong Kong	877.212	996.049	13,55	1.673.745	1.594.327	-4,74
Korea, Republic of	14.626.127	16.519.076	12,94	28.940.798	28.149.833	-2,73
Taiwan	1.756.179	2.023.541	15,22	3.413.281	3.699.054	8,37
China	932.175	585.061	-37,24	2.015.443	1.210.185	-39,95
Papua New Guinea	73.751	103.278	40,04	186.708	258.137	38,26
Thailand	838.604	681.459	-18,74	2.024.823	1.181.220	-41,66
Singapore	628.459	853.006	35,73	1.051.840	1.319.643	25,46
Philippines	1.489.771	418.106	-71,93	2.568.304	677.679	-73,61
Malaysia	12.608.377	9.104.771	-27,79	22.267.521	14.441.318	-35,15
Cambodia	146	–	–	11.351	–	–
Brunei Darussalam	5.880	6.786	15,41	14.641	14.473	-1,15
Viet Nam	609.288	1.454.069	138,65	1.276.734	2.550.043	99,73
Maldives	1.738	138	-92,06	3.626	388	-89,30

https://www.bps.go.id

Lanjutan Tabel 3.6

Komoditas/Negara Tujuan	Berat Bersih (kg)		Perub	Nilai FOB (US$)		Perub
	Jan–Jun 2023	Jan–Jun 2024	%	Jan–Jun 2023	Jan–Jun 2024	%
(1)	(2)	(3)	(4)	(5)	(6)	(7)
India	10.236.491	10.069.127	-1,63	38.122.229	34.917.348	-8,41
Pakistan	665.935	709.404	6,53	1.653.393	1.741.044	5,30
Bangladesh	128.683	150.436	16,90	307.803	406.908	32,20
Sri Lanka	32.500	35.204	8,32	86.800	54.023	-37,76
Afghanistan	27.020	–	–	53.322	–	–
Saudi Arabia	3.237.670	1.888.509	-41,67	5.731.585	3.052.062	-46,75
Israel	220.000	554.240	151,93	840.572	2.011.063	139,25
Oman	–	185	–	–	167	–
Turkey	407.400	388.955	-4,53	1.125.954	1.353.931	20,25
United Arab Emirates	57.880	103.516	78,85	71.930	249.688	247,13
Bahrain	600	–	–	1.697	–	–
Egypt	12.800	47.200	268,75	56.177	92.296	64,30
Morocco	–	13.500	–	–	39.050	–
Tunisia	13.500	–	–	41.910	–	–
Ethiopia	18.000	–	–	14.904	–	–
Madagascar	186.525	310.092	66,25	506.024	705.144	39,35
Ghana	217.476	72.492	-66,67	439.619	151.888	-65,45
Nigeria	573.388	643.200	12,18	2.626.994	1.738.561	-33,82
Senegal	21.000	42.000	100,00	49.960	92.324	84,79
South Africa	85.502	17.561	-79,46	159.225	154.919	-2,70
Democratic Rep. of the Congo	14.400	–	–	32.399	–	–
Australia	838.422	693.435	-17,29	1.788.642	1.604.765	-10,28
New Zealand	56.416	191.680	239,76	106.849	325.130	204,29
Vanuatu	55	49	-10,62	121	100	-17,26
East Timor	9.718	56.360	479,96	4.878	78.423	1.507,55
United States	1.324.614	2.688.193	102,94	5.913.061	11.688.789	97,68
Canada	37.600	180.000	378,72	200.012	757.442	278,70
Mexico	–	40	–	–	20.937	–
Chile	50	–	–	4	–	–
Argentina	–	21.000	–	–	24.298	–
Brazil	306.801	479.600	56,32	828.275	1.363.383	64,61
Colombia	51.480	33.200	-35,51	155.873	76.161	-51,14
United Kingdom	42.000	84.250	100,60	90.603	138.246	52,58
Netherlands	1.280.601	4.514.120	252,50	3.598.672	8.763.398	143,52
France	93.880	177.500	89,07	381.796	675.641	76,96
Germany, Fed. Rep. of	940.557	828.392	-11,93	3.386.606	2.714.978	-19,83
Belgium	81.000	–	–	208.906	–	–
Switzerland	–	400	–	–	2.225	–
Norway	36.000	18.000	-50,00	68.282	31.521	-53,84
Finland	42.000	42.000	0,00	156.800	148.820	-5,09
Ireland	–	18	–	–	592	–
Italy	234.200	334.070	42,64	860.350	1.119.013	30,06
Spain	850.650	1.401.600	64,77	2.965.536	4.011.913	35,28
Portugal	64.800	21.600	-66,67	241.920	74.088	-69,38
Hungary	151.200	–	–	563.760	–	–
Poland	–	21.000	–	–	33.918	–
Romania	46.000	23.000	-50,00	165.585	68.670	-58,53
Latvia	153.600	19.200	-87,50	573.120	69.120	-87,94
Slovakia	–	1	–	–	3	–
Slovenia	24.000	91.215	280,06	90.000	332.231	269,15
Russia Federation	98.400	76.800	-21,95	358.440	266.688	-25,60
Kimia Dasar Organik Lainnya	**54.619.743**	**64.482.442**	**18,06**	**144.180.475**	**145.214.264**	**0,72**
Japan	1.634.345	1.129.019	-30,92	13.060.106	8.025.261	-38,55
Hong Kong	7.196	10.818	50,33	45.439	104.565	130,12
Korea, Republic of	5.304.198	1.579.346	-70,22	13.331.857	4.137.818	-68,96
Taiwan	449.018	478.384	6,54	2.384.007	2.199.656	-7,73
China	4.579.148	3.255.988	-28,90	9.892.220	15.678.506	58,49
Papua New Guinea	160	698	336,04	678	2.926	331,76
Thailand	2.029.894	2.976.140	46,62	7.396.247	5.405.894	-26,91
Singapore	3.201.262	28.257.024	782,68	5.849.103	29.474.051	403,91
Philippines	950.784	744.412	-21,71	1.947.577	1.170.107	-39,92
Malaysia	26.814.642	12.216.619	-54,44	23.914.500	9.029.941	-62,24
Myanmar	67.800	75.000	10,62	62.106	61.124	-1,58
Cambodia	78	26	-66,23	4.597	187	-95,94
Brunei Darussalam	25.080	3.841	-84,69	52.701	22.743	-56,84
Nepal	1.511	148	-90,18	12.908	747	-94,21
Viet Nam	1.854.892	2.126.103	14,62	8.244.666	8.269.407	0,30
Maldives	1.095	357	-67,35	9.764	2.037	-79,14
India	1.094.660	1.948.012	77,96	7.163.186	7.899.736	10,28
Pakistan	388.894	465.413	19,68	1.553.933	1.096.073	-29,46
Bangladesh	92.265	2.757.556	2.888,75	275.180	2.091.796	660,15
Sri Lanka	18.265	17.612	-3,57	229.775	213.186	-7,22
Iran (Islamic Republic of)	800	1.000	25,00	21.939	24.568	11,98
Saudi Arabia	66.870	108.120	61,69	194.215	454.553	134,05
Israel	12.000	–	–	12.883	–	–
Kuwait	–	8.035	–	–	79.129	–
Jordan	25	–	–	186	–	–

https://www.bps.go.id

Komoditas/Negara Tujuan	Berat Bersih (kg)		Perub	Nilai FOB (US$)		Perub
	Jan–Jun 2023	Jan–Jun 2024	%	Jan–Jun 2023	Jan–Jun 2024	%
(1)	(2)	(3)	(4)	(5)	(6)	(7)
Lebanon	2.000	200	-90,00	3.325	3.560	7,07
Oman	12.800	3.860	-69,84	34.174	39.199	14,70
Turkey	40.125	64.344	60,36	269.539	361.413	34,09
United Arab Emirates	218.480	298.408	36,58	736.001	957.445	30,09
Qatar	12.480	31.210	150,08	35.183	80.267	128,14
Egypt	242.010	258.326	6,74	1.565.394	1.482.642	-5,29
Tunisia	–	965	–	–	9.800	–
Algeria	–	965	–	–	9.800	–
Ethiopia	5.000	–	–	30.497	–	–
Madagascar	3.000	3.000	0,00	11.400	13.050	14,47
Kenya	17.900	–	–	59.504	–	–
Ghana	100	6.400	6.300,00	2.740	18.151	562,45
Nigeria	62.733	195.069	210,95	536.419	723.706	34,91
Mauritania	–	9.600	–	–	27.153	–
Djibouti	8.000	–	–	54.502	–	–
South Africa	193.375	52.699	-72,75	1.157.449	642.160	-44,52
Mauritius	5.100	–	–	16.115	–	–
Australia	671.839	710.234	5,71	1.320.140	1.253.687	-5,03
New Zealand	1.000	38.860	3.786,00	6.985	112.910	1.516,51
East Timor	25.537	3.227	-87,36	19.471	8.700	-55,32
United States	2.113.995	1.729.752	-18,18	20.689.039	16.664.733	-19,45
Canada	–	138.720	–	–	855.792	–
Mexico	20.726	40.536	95,58	424.422	687.461	61,98
Chile	490.000	293.000	-40,20	2.673.852	1.527.316	-42,88
Venezuela	400	–	–	8.308	–	–
Argentina	1.014	41	-95,94	10.672	4.291	-59,79
Brazil	134.099	344.858	157,17	1.728.228	3.027.224	75,16
Colombia	2.200	20.150	815,91	42.900	204.113	375,79
Uruguay	400	–	–	214.163	–	–
Peru	400	–	–	6.600	–	–
Costa Rica	10.000	–	–	50.737	–	–
United Kingdom	21.515	39.931	85,60	520.785	799.970	53,61
Netherlands	834.384	1.159.268	38,94	7.659.587	10.086.707	31,69
France	39.026	56.707	45,31	811.029	572.824	-29,37
Germany, Fed. Rep. of	559.605	348.989	-37,64	5.014.343	4.400.147	-12,25
Austria	–	225	–	–	4.016	–
Belgium	15.760	355	-97,75	125.659	10.976	-91,26
Switzerland	29.912	1.042	-96,52	628.685	261.800	-58,36
Denmark	20	–	–	1.845	–	–
Norway	80.000	100.000	25,00	414.198	455.309	9,93
Sweden	–	10.000	–	–	46.856	–
Ireland	~0	–	–	1	–	–
Italy	27.600	62.149	125,18	580.160	975.662	68,17
Spain	86.000	234.359	172,51	890.479	2.892.107	224,78
Hungary	2	7	240,00	561	143	-74,45
Poland	–	15.000	–	–	79.434	–
Lithuania	–	400	–	–	10.400	–
Slovakia	–	~0	–	–	1	–
Slovenia	20.000	50	-99,75	24.930	2.693	-89,20
Russia Federation	16.325	49.865	205,45	140.682	456.634	224,59
Karet Buatan	**80.302.340**	**75.368.664**	**-6,14**	**143.724.217**	**155.531.239**	**8,22**
Japan	292.479	256.451	-12,32	522.757	377.674	-27,75
Hong Kong	11.128	9.039	-18,77	58.591	47.650	-18,67
Korea, Republic of	335.109	882.587	163,37	397.184	1.223.710	208,10
Taiwan	218	1.604	634,43	5.058	439	-91,32
China	21.408.218	16.444.326	-23,19	39.364.095	36.020.538	-8,49
Thailand	8.794.998	8.442.638	-4,01	19.416.587	21.701.332	11,77
Singapore	217.580	76.068	-65,04	233.385	154.034	-34,00
Philippines	40.329	35.577	-11,78	65.976	34.243	-48,10
Malaysia	2.847.614	2.639.442	-7,31	2.823.851	2.607.536	-7,66
Myanmar	2.238	2.168	-3,12	98.713	87.966	-10,89
Brunei Darussalam	1.000	–	–	3.960	–	–
Viet Nam	2.698.597	2.509.764	-7,00	2.267.810	2.010.168	-11,36
India	3.267.002	830.644	-74,57	3.190.688	1.166.554	-63,44
Pakistan	–	202.000	–	–	149.264	–
Bangladesh	–	8.000	–	–	8.637	–
Sri Lanka	4.131	–	–	11.713	–	–
Saudi Arabia	–	162.000	–	–	161.210	–
Kuwait	–	4	–	–	6	–
United Arab Emirates	107.941	220.544	104,32	182.977	291.298	59,20
Reunion	–	120	–	–	112	–
Australia	7.299.764	8.359.878	14,52	5.397.087	7.352.205	36,23
New Zealand	1.476.220	1.909.780	29,37	1.291.437	1.929.607	49,42
Fiji	5	–	–	24	–	–
East Timor	–	1	–	–	3	–
United States	7.445.808	4.519.532	-39,30	14.884.911	11.081.312	-25,55
Canada	4.723.858	4.271.777	-9,57	8.573.391	7.789.245	-9,15

https://www.bps.go.id

Lanjutan Tabel 3.6

Komoditas/Negara Tujuan	Berat Bersih (kg)		Perub	Nilai FOB (US$)		Perub
	Jan–Jun 2023	Jan–Jun 2024	%	Jan–Jun 2023	Jan–Jun 2024	%
(1)	(2)	(3)	(4)	(5)	(6)	(7)
Mexico	891.587	748.163	-16,09	1.754.827	1.632.966	-6,94
Brazil	2.275.678	3.904.251	71,56	5.866.786	9.854.792	67,98
United Kingdom	55	3	-93,93	225	2.109	837,17
Netherlands	7.186.787	8.386.509	16,69	15.777.758	23.316.866	47,78
France	1.022.085	1.440.894	40,98	2.082.818	3.442.853	65,30
Germany, Fed. Rep. of	76	20	-74,16	990	227	-77,09
Switzerland	–	1	–	–	5	–
Italy	157.926	966.143	511,77	376.861	2.058.527	446,23
Spain	176.904	1.027.531	480,84	421.032	2.229.558	429,55
Greece	3.102.832	–	–	7.531.132	–	–
Poland	346.273	708.510	104,61	714.009	1.700.901	138,22
Romania	78.883	868.155	1.000,56	186.559	1.728.406	826,47
Bulgaria	–	115.197	–	–	104.829	–
Croatia	–	3.175.052	–	–	9.064.125	–
Slovenia	4.089.016	2.244.044	-45,12	10.221.023	6.196.188	-39,38
Rep. of Macedonia	–	247	–	–	4.144	–
Cat dan Tinta Cetak	**31.827.267**	**23.806.128**	**-25,20**	**100.897.815**	**88.269.303**	**-12,52**
Japan	529.884	456.889	-13,78	2.687.453	2.464.444	-8,30
Hong Kong	93.416	88.944	-4,79	394.450	350.965	-11,02
Korea, Republic of	303.834	376.958	24,07	2.748.405	2.960.937	7,73
Taiwan	554.212	415.412	-25,04	2.295.562	1.602.265	-30,20
China	10.318.976	321.719	-96,88	6.542.149	2.467.550	-62,28
Papua New Guinea	171.831	33.533	-80,49	391.187	105.367	-73,06
Thailand	975.336	1.008.107	3,36	4.474.836	4.100.602	-8,36
Singapore	5.282.248	5.091.593	-3,61	31.907.658	19.741.501	-38,13
Philippines	1.199.258	1.420.602	18,46	5.341.223	4.630.190	-13,31
Malaysia	1.009.408	1.343.790	33,13	3.820.492	4.566.007	19,51
Myanmar	10.032	34.294	241,84	44.287	121.839	175,11
Cambodia	112.826	132.071	17,06	250.557	196.106	-21,73
Brunei Darussalam	32.915	34.763	5,61	139.582	140.453	0,62
Nepal	4.698	3.037	-35,36	35.071	16.773	-52,17
Viet Nam	3.107.370	4.105.554	32,12	9.532.845	11.578.545	21,46
Maldives	109.057	47.878	-56,10	705.751	288.828	-59,08
India	1.076.034	1.509.989	40,33	6.084.211	7.871.581	29,38
Pakistan	45.133	167.641	271,44	274.971	657.087	138,97
Bangladesh	133.114	166.364	24,98	627.717	834.717	32,98
Sri Lanka	232.339	308.492	32,78	921.483	1.198.455	30,06
Iraq	–	3.352	–	–	3.145	–
Saudi Arabia	4.000	8.210	105,25	22.200	42.245	90,29
Jordan	2.510	1.262	-49,75	27.695	14.465	-47,77
Turkey	1.512.575	512.167	-66,14	3.367.685	1.236.684	-63,28
United Arab Emirates	130.359	159.140	22,08	556.598	690.187	24,00
Qatar	–	610	–	–	7.644	–
Egypt	148	9	-93,91	5.133	55	-98,92
Tanzania, United Rep. of	87	–	–	989	–	–
Kenya	–	60	–	–	128	–
Reunion	–	149	–	–	1.089	–
Ghana	1.402	3.488	148,79	7.653	26.558	247,04
Liberia	–	2.586	–	–	10.006	–
Nigeria	607.503	597.695	-1,61	2.170.056	1.888.595	-12,97
Cote D'Ivoire	40	–	–	120	–	–
Senegal	–	44.491	–	–	4.520	–
Seychelles	–	23	–	–	408	–
South Africa	416.162	331.753	-20,28	904.964	753.728	-16,71
Comoros	–	585	–	–	556	–
Mauritius	2.025	43	-97,87	554	88	-84,12
Australia	1.316.393	2.075.757	57,69	4.472.704	5.971.295	33,51
New Zealand	359.179	689.703	92,02	1.241.533	2.292.067	84,62
Fiji	25	8.696	34.684,00	28	23.665	84.417,86
Solomon Islands	42	1.780	4.129,94	877	17.321	1.875,38
East Timor	1.235.914	1.511.242	22,28	1.931.131	2.229.137	15,43
United States	618.970	631.352	2,00	4.436.181	6.023.977	35,79
Canada	21	759	3.462,29	86	15.888	18.289,17
Mexico	114.982	48.216	-58,07	1.016.731	301.596	-70,34
Chile	–	737	–	–	17.305	–
Brazil	53.393	10.243	-80,82	377.219	128.052	-66,05
Colombia	–	22	–	–	381	–
Uruguay	–	101	–	–	1.779	–
Peru	–	265	–	–	5.961	–
Trinidad and Tobago	8.699	–	–	711	–	–
Costa Rica	7.105	–	–	49.864	–	–
French Polynesia	10	–	–	34	–	–
U.S. Virgin Islands	–	360	–	–	1.800	–
United Kingdom	17.043	11.171	-34,46	157.226	129.276	-17,78
Netherlands	18.227	37.557	106,05	187.420	173.658	-7,34
France	61	2	-96,08	480	2	-99,56
Germany, Fed. Rep. of	43.400	5.540	-87,23	468.592	96.150	-79,48

https://www.bps.go.id

Komoditas/Negara Tujuan	Berat Bersih (kg)		Perub	Nilai FOB (US$)		Perub
	Jan–Jun 2023	Jan–Jun 2024	%	Jan–Jun 2023	Jan–Jun 2024	%
(1)	(2)	(3)	(4)	(5)	(6)	(7)
Belgium	39.973	9.368	-76,56	79.164	17.749	-77,58
Switzerland	820	–	–	37.107	–	–
Denmark	85	2	-97,25	2.345	59	-97,47
Norway	208	–	–	1.300	–	–
Sweden	–	210	–	–	2.915	–
Ireland	–	348	–	–	10.983	–
Italy	24	6.483	27.487,66	10	64.066	668.921,51
Spain	11.748	13.000	10,66	120.760	135.090	11,87
Portugal	11	2	-81,82	43	41	-4,29
Greece	598	–	–	7.418	–	–
Hungary	432	–	–	3.888	–	–
Poland	1.168	9.962	752,91	21.424	34.776	62,32
Kimia Dasar Organik untuk Bahan Baku Zat	**12.826.822**	**15.275.263**	**19,09**	**67.518.958**	**77.991.658**	**15,51**
Japan	478.201	539.367	12,79	3.196.366	3.247.070	1,59
Hong Kong	2.549	22.842	796,16	43.569	66.766	53,24
Korea, Republic of	644.594	478.465	-25,77	3.054.379	2.213.293	-27,54
Taiwan	437.239	474.258	8,47	2.390.944	2.567.211	7,37
China	752.805	1.089.987	44,79	6.102.665	8.591.391	40,78
Macau	–	3	–	–	42	–
Papua New Guinea	6	–	–	27	–	–
Thailand	789.220	251.860	-68,09	2.767.739	1.783.598	-35,56
Singapore	1.881.694	2.249.696	19,56	12.094.043	13.756.676	13,75
Philippines	430.240	335.515	-22,02	1.736.619	1.427.113	-17,82
Malaysia	459.537	704.557	53,32	1.226.864	1.643.667	33,97
Myanmar	20	13	-36,21	1.980	275	-86,11
Cambodia	10.000	~0	-100,00	30.490	8	-99,97
Brunei Darussalam	–	20	–	–	870	–
Viet Nam	906.786	1.505.173	65,99	3.225.276	4.880.213	51,31
India	219.688	159.859	-27,23	1.276.750	1.245.160	-2,47
Pakistan	615.641	870.068	41,33	3.303.230	3.937.515	19,20
Bangladesh	1.448.975	2.606.781	79,91	4.690.414	5.122.855	9,22
Sri Lanka	1.760	9.975	466,70	24.584	86.019	249,89
Iran (Islamic Republic of)	900	–	–	8.828	–	–
Saudi Arabia	41	99	140,46	775	1.870	141,34
Israel	36.210	–	–	128.369	–	–
Oman	–	4.750	–	–	29.505	–
Turkey	426.661	478.241	12,09	3.993.541	4.167.643	4,36
United Arab Emirates	1.070	2.333	117,99	6.267	34.797	455,25
Cyprus	1	–	–	10	–	–
Egypt	100	450	350,00	2.238	14.256	537,00
Algeria	32.500	32.500	0,00	36.050	27.275	-24,34
Ethiopia	200	–	–	3.788	–	–
Tanzania, United Rep. of	150	–	–	563	–	–
Kenya	590	720	22,03	12.887	10.679	-17,13
Ghana	1.175	875	-25,53	4.406	2.931	-33,48
Angola	505	–	–	6.634	–	–
Nigeria	992.168	150.478	-84,83	789.018	359.800	-54,40
Mauritania	1.170	–	–	702	–	–
Djibouti	800	800	0,00	3.000	2.680	-10,67
Swaziland	25	–	–	303	–	–
South Africa	5.300	5.600	5,67	91.683	84.910	-7,39
Mauritius	540	45.640	8.351,85	1.570	46.015	2.830,89
Australia	4.435	101.286	2.183,58	20.570	136.948	565,76
New Zealand	1.870	268	-85,69	8.105	4.216	-47,99
Fiji	2.400	–	–	38.880	–	–
Tonga	–	690	–	–	3.864	–
East Timor	1.463	1.514	3,51	6.917	9.699	40,22
United States	208.301	391.273	87,84	3.092.521	3.590.375	16,10
Canada	66.000	132.004	100,01	248.713	474.298	90,70
Mexico	225.047	275.473	22,41	1.193.643	1.619.627	35,69
Honduras	5.525	84.850	1.435,75	115.426	884.545	666,33
Panama	5.500	2.580	-53,09	117.013	39.650	-66,11
Chile	8.850	19.276	117,81	83.881	181.769	116,70
Argentina	1.680	15.710	835,12	28.963	112.848	289,63
Brazil	53.653	104.960	95,63	983.424	1.402.085	42,57
Colombia	48.425	71.735	48,14	451.667	566.800	25,49
Ecuador	–	1.440	–	–	21.070	–
Peru	2.800	10.900	289,29	42.385	35.700	-15,77
Dominican Republic	1.150	1.270	10,43	1.610	2.205	36,98
El Salvador	30.000	60.200	100,67	235.871	488.641	107,16
United Kingdom	–	140	–	–	11.707	–
Netherlands	212.878	296.475	39,27	2.135.469	3.739.106	75,10
France	58	1	-97,92	228	8	-96,54
Germany, Fed. Rep. of	631.663	546.936	-13,41	4.543.931	3.881.796	-14,57
Belgium	176.220	234.542	33,10	1.428.739	1.841.433	28,89
Switzerland	24.010	46.723	94,60	396.773	823.111	107,45
Luxembourg	~0	–	–	1	–	–

https://www.bps.go.id

Lanjutan Tabel 3.6

Komoditas/Negara Tujuan	Berat Bersih (kg)		Perub	Nilai FOB (US$)		Perub
	Jan–Jun 2023	Jan–Jun 2024	%	Jan–Jun 2023	Jan–Jun 2024	%
(1)	(2)	(3)	(4)	(5)	(6)	(7)
Sweden	154.000	242.200	57,27	452.255	542.737	20,01
Italy	7.876	45.100	472,63	54.215	114.468	111,14
Spain	26.200	324.788	1.139,65	271.547	1.261.154	364,43
Portugal	345.505	132.003	-61,79	1.290.481	468.344	-63,71
Greece	2.250	–	–	19.150	–	–
Russia Federation	~0	110.000	54.999.900,00	10	381.351	3.813.412,60
Perekat/Lem	**5.270.178**	**5.424.587**	**2,93**	**18.297.955**	**17.562.819**	**-4,02**
Japan	143.137	109.832	-23,27	391.117	328.889	-15,91
Hong Kong	2.046	323	-84,21	29.969	25.562	-14,71
Korea, Republic of	190.159	179.073	-5,83	493.415	481.296	-2,46
Taiwan	13.203	15.437	16,92	23.014	44.037	91,35
China	31.720	50.131	58,05	118.909	151.394	27,32
Papua New Guinea	47	245	420,60	643	1.246	93,85
Thailand	1.626.010	1.535.702	-5,55	4.629.225	4.811.668	3,94
Singapore	108.119	174.147	61,07	738.100	1.255.231	70,06
Philippines	257.949	436.884	69,37	686.648	892.966	30,05
Malaysia	386.333	548.769	42,05	865.369	1.119.937	29,42
Myanmar	317.330	38.991	-87,71	1.311.753	190.176	-85,50
Cambodia	6.244	59.275	849,34	38.285	135.744	254,57
Brunei Darussalam	6.578	1.705	-74,08	64.425	17.132	-73,41
Viet Nam	1.177.304	1.164.705	-1,07	2.950.896	2.712.560	-8,08
Maldives	3.699	7.412	100,41	30.208	57.567	90,57
India	41.496	97.506	134,97	158.671	278.892	75,77
Pakistan	37.340	66.790	78,87	65.616	143.186	118,22
Bangladesh	109.174	55.414	-49,24	357.733	188.391	-47,34
Sri Lanka	2.505	11.277	350,15	11.980	74.874	524,99
Iraq	7.136	14.124	97,92	41.303	82.137	98,87
Iran (Islamic Republic of)	–	333	–	–	605	–
Saudi Arabia	55.215	94.435	71,03	368.733	500.350	35,69
Kuwait	10.659	3.462	-67,52	84.378	28.004	-66,81
Jordan	27.238	15.229	-44,09	187.526	115.233	-38,55
Lebanon	22.119	22.449	1,49	180.097	172.962	-3,96
Turkey	25	368	1.395,93	65	32.800	50.400,38
United Arab Emirates	39.112	41.042	4,93	326.672	325.304	-0,42
Qatar	5.824	5.786	-0,66	42.190	42.483	0,70
Bahrain	5.435	–	–	44.062	–	–
Egypt	2.077	1	-99,95	22.998	3	-99,99
Libyan Arab Jamahiriya	8.607	12.608	46,49	55.511	102.559	84,75
Algeria	31.587	65.445	107,19	213.345	440.483	106,47
Sudan	534	–	–	6	–	–
Tanzania, United Rep. of	56.240	67.692	20,36	391.175	486.876	24,46
Somalia	12.000	–	–	36.000	–	–
Kenya	36.043	48.217	33,78	297.981	403.691	35,48
Mozambique	2.000	3.620	81,02	8.020	8.765	9,29
Ghana	90.932	53.195	-41,50	1.077.343	680.750	-36,81
Congo	1	–	–	6	–	–
Uganda	113.422	13.922	-87,73	998.683	123.391	-87,64
South Africa	20.167	–	–	29.760	–	–
Burundi	–	13.803	–	–	126.727	–
Mauritius	–	5	–	–	9	–
Rwanda	5.853	–	–	54.858	–	–
Democratic Rep. of the Congo	43	–	–	163	–	–
Australia	130.410	147.044	12,76	403.682	397.671	-1,49
New Zealand	–	11.328	–	–	25.819	–
New Caledonia	–	2	–	–	71	–
Vanuatu	49	–	–	239	–	–
Fiji	–	5	–	–	250	–
East Timor	88.945	162.971	83,23	169.539	213.057	25,67
Antartica	9.945	–	–	79.787	–	–
United States	1.810	26.953	1.388,93	7.073	85.369	1.106,99
Canada	1	1	40,00	120	140	16,67
Mexico	2.351	–	–	5.959	–	–
Suriname	300	315	5,00	3.600	4.211	16,96
Argentina	~0	1	8.416,67	3.697	1.273	-65,58
Brazil	50	–	–	407	–	–
Ecuador	~0	–	–	6	–	–
Guyana	–	375	–	–	998	–
Jamaica	20	–	–	760	–	–
Dominican Republic	–	70	–	–	102	–
French Polynesia	–	2	–	–	25	–
United Kingdom	67	31	-53,66	7.030	148	-97,89
Netherlands	1	–	–	51	–	–
France	–	14	–	–	22	–
Germany, Fed. Rep. of	3.333	310	-90,70	27.992	8.347	-70,18
Switzerland	–	~0	–	–	9	–
Sweden	468	1.477	215,91	12.479	50.852	307,49
Italy	2.777	4.355	56,84	18.989	25.701	35,34

https://www.bps.go.id

Komoditas/Negara Tujuan	Berat Bersih (kg)		Perub	Nilai FOB (US$)		Perub
	Jan–Jun 2023	Jan–Jun 2024	%	Jan–Jun 2023	Jan–Jun 2024	%
(1)	(2)	(3)	(4)	(5)	(6)	(7)
Spain	–	30	–	–	1.454	–
Greece	2	–	–	230	–	–
Hungary	–	49	–	–	5	–
Romania	32	–	–	2.281	–	–
Ukraine	–	10.828	–	–	88.234	–
Georgia	5.372	–	–	32.539	–	–
Croatia	10	5	-50,00	469	232	-50,58
Slovenia	8	–	–	1.060	–	–
Czech Republic	110	3.065	2.686,66	308	19.271	6.165,75
Russia Federation	11.459	26.000	126,90	92.805	55.679	-40,00
Kimia Dasar Anorganik Khlor dan Alkali	**63.587.563**	**42.233.597**	**-33,58**	**21.500.529**	**17.482.519**	**-18,69**
Japan	43.023	24.002	-44,21	327.510	178.664	-45,45
Hong Kong	41.542	4.400	-89,41	109.648	13.981	-87,25
Korea, Republic of	101.616	50.334	-50,47	267.425	114.332	-57,25
Taiwan	56.800	98.082	72,68	36.166	56.562	56,39
China	27.077	19	-99,93	20.926	12	-99,94
Thailand	168.582	996.553	491,14	79.399	463.090	483,25
Singapore	6.937.130	6.055.214	-12,71	1.448.446	2.224.322	53,57
Philippines	1.128.336	5.915.671	424,28	746.494	2.575.493	245,01
Malaysia	14.212.416	21.381.000	50,44	6.286.606	7.622.328	21,25
Myanmar	683.100	–	–	273.400	–	–
Viet Nam	14.185.708	410.914	-97,10	3.340.225	390.116	-88,32
India	357.812	334.709	-6,46	348.783	364.443	4,49
Sri Lanka	100	393	292,50	42	3.840	9.042,86
Saudi Arabia	50.000	25.000	-50,00	7.250	3.625	-50,00
Yemen	–	5.000	–	–	2.300	–
Turkey	–	200	–	–	220	–
United Arab Emirates	18.000	1	-99,99	13.394	1	-99,99
Sudan	110.000	–	–	71.060	–	–
Kenya	273.000	75.000	-72,53	50.562	26.250	-48,08
Nigeria	3.829.000	2.801.242	-26,84	1.814.745	1.413.950	-22,09
Australia	20.672.259	2.582.168	-87,51	5.399.553	1.093.679	-79,75
New Zealand	500.240	1.364.514	172,77	658.592	737.872	12,04
East Timor	24.190	56.290	132,70	33.945	44.839	32,09
United States	4	295	8.151,37	1.010	25.444	2.419,22
Canada	75.000	–	–	104.414	–	–
Ecuador	10.800	20.814	92,72	11.556	22.434	94,13
Peru	6.824	7.378	8,12	18.662	29.880	60,11
Netherlands	–	23.900	–	–	66.920	–
France	2	–	–	2	–	–
Germany, Fed. Rep. of	–	1	–	–	4	–
Belgium	–	5	–	–	7.818	–
Switzerland	2	–	–	1	–	–
Norway	75.000	–	–	30.713	–	–
Italy	–	500	–	–	100	–
Pernis (Termasuk Mastik)	**1.913.275**	**2.014.120**	**5,27**	**5.961.778**	**6.235.722**	**4,60**
Japan	243.540	138.754	-43,03	925.618	511.455	-44,74
Hong Kong	13.456	16.507	22,67	33.663	38.594	14,65
Korea, Republic of	31.062	25.219	-18,81	89.150	64.688	-27,44
Taiwan	10.554	9.428	-10,66	31.903	25.835	-19,02
China	16.545	112.000	576,95	42.432	514.890	1.113,45
Papua New Guinea	14.454	1.546	-89,31	27.250	4.382	-83,92
Thailand	382.286	595.082	55,66	1.320.184	1.964.867	48,83
Singapore	215.871	267.573	23,95	783.544	720.404	-8,06
Philippines	153.522	144.974	-5,57	580.301	531.624	-8,39
Malaysia	243.869	191.952	-21,29	615.677	514.538	-16,43
Myanmar	7.084	7	-99,90	101.340	242	-99,76
Cambodia	83	78	-6,14	793	2.801	253,04
Brunei Darussalam	780	–	–	3.522	–	–
Nepal	625	740	18,35	3.517	1.614	-54,11
Viet Nam	370.450	360.591	-2,66	887.393	878.259	-1,03
Maldives	5.408	2.032	-62,42	23.065	7.745	-66,42
India	52.370	28.229	-46,10	101.565	78.708	-22,50
Pakistan	2.850	1.525	-46,51	4.643	1.480	-68,12
Bangladesh	20.440	5.574	-72,73	36.281	8.237	-77,30
Sri Lanka	9.177	4.219	-54,03	28.344	11.430	-59,67
United Arab Emirates	–	69	–	–	450	–
Egypt	–	793	–	–	~0	–
Madagascar	–	3.090	–	–	79.205	–
Reunion	441	–	–	464	–	–
Cote D'Ivoire	40	–	–	60	–	–
Senegal	–	8	–	–	180	–
Uganda	–	~0	–	–	~0	–
Australia	47.997	37.371	-22,14	180.215	116.695	-35,25
New Zealand	37.200	–	–	65.446	–	–
East Timor	30.609	66.589	117,54	57.555	155.328	169,88

https://www.bps.go.id

Lanjutan Tabel 3.6

Komoditas/Negara Tujuan	Berat Bersih (kg)		Perub	Nilai FOB (US$)		Perub
	Jan–Jun 2023	Jan–Jun 2024	%	Jan–Jun 2023	Jan–Jun 2024	%
(1)	(2)	(3)	(4)	(5)	(6)	(7)
United States	4	24	510,50	250	181	-27,73
Brazil	–	21	–	–	128	–
Netherlands Antilles	20	–	–	177	–	–
Netherlands	336	–	–	3.367	–	–
France	–	3	–	–	1	–
Austria	2	–	–	8	–	–
Denmark	950	–	–	2.822	–	–
Norway	13	–	–	44	–	–
Ireland	–	117	–	–	1.663	–
Italy	220	–	–	2.046	–	–
Spain	2	–	–	20	–	–
Greece	1.014	–	–	9.121	–	–
Poland	–	4	–	–	98	–
Lak	**1.854.291**	**2.945.322**	**58,84**	**3.858.483**	**5.572.153**	**44,41**
Japan	1.509	871	-42,31	8.809	3.555	-59,65
Hong Kong	201.561	197.447	-2,04	312.825	250.641	-19,88
Korea, Republic of	3.293	203	-93,83	10.346	666	-93,57
Taiwan	76.442	73.704	-3,58	88.858	57.233	-35,59
China	120.615	95.679	-20,67	455.031	510.448	12,18
Papua New Guinea	345	388	12,42	1.034	1.598	54,50
Thailand	107.484	192.676	79,26	396.306	600.568	51,54
Singapore	129.179	1.316.457	919,09	337.360	1.306.219	287,19
Philippines	460.553	487.847	5,93	605.540	812.273	34,14
Malaysia	114.860	66.572	-42,04	134.583	942.990	600,67
Myanmar	17.100	18.560	8,54	10.242	10.332	0,88
Cambodia	109.374	65.416	-40,19	89.745	46.739	-47,92
Brunei Darussalam	18.807	3.854	-79,51	18.602	7.278	-60,87
Nepal	120	100	-16,67	688	341	-50,49
Viet Nam	179.386	161.225	-10,12	503.018	432.821	-13,96
Maldives	820	2.106	156,84	4.336	9.208	112,34
India	60.621	52.062	-14,12	175.886	134.697	-23,42
Pakistan	–	20.720	–	–	18.764	–
Bangladesh	95.633	72.056	-24,65	205.449	130.214	-36,62
Sri Lanka	4.665	7.382	58,24	8.949	14.293	59,71
Iraq	–	1	–	–	191	–
Saudi Arabia	18.970	9.616	-49,31	94.761	47.177	-50,22
Jordan	540	533	-1,33	2.092	2.548	21,83
Turkey	49	–	–	98	–	–
United Arab Emirates	1.495	1.062	-28,93	7.419	13.458	81,41
Qatar	86.110	–	–	236.172	–	–
Libyan Arab Jamahiriya	5.747	3.421	-40,48	28.112	17.049	-39,35
Algeria	15.177	8.678	-42,82	75.322	40.232	-46,59
Tanzania, United Rep. of	–	332	–	–	2.733	–
Ghana	80	1.262	1.485,82	683	5.999	778,02
Uganda	732	–	–	3.355	–	–
South Africa	–	40	–	–	2.216	–
Australia	1.289	889	-31,03	9.334	4.071	-56,39
East Timor	17.884	72.321	304,39	4.796	49.685	936,06
Antartica	327	–	–	1.779	–	–
United States	176	4.102	2.230,95	10.514	57.515	447,04
Canada	~0	74	24.613,33	3	1.466	58.554,68
Argentina	–	44	–	–	26	–
Guyana	–	2.940	–	–	7.827	–
France	–	2.454	–	–	11.251	–
Germany, Fed. Rep. of	572	–	–	2.652	–	–
Ireland	–	51	–	–	6.970	–
Ukraine	–	1.638	–	–	8.369	–
Czech Republic	–	537	–	–	2.491	–
Russia Federation	2.776	–	–	13.784	–	–
Korek Api	**1.487.487**	**2.307.950**	**55,16**	**2.439.083**	**3.702.997**	**51,82**
Taiwan	7.613	15.225	100,00	13.920	27.840	100,00
Papua New Guinea	145	29	-80,18	1.759	21	-98,80
Singapore	15.648	12.237	-21,80	36.498	27.756	-23,95
Brunei Darussalam	869	–	–	2.325	–	–
Mozambique	239.760	359.640	50,00	419.580	599.400	42,86
Equatorial Guinea	17.572	–	–	30.705	–	–
Ghana	262.868	257.676	-1,98	431.080	396.553	-8,01
Angola	439.560	1.218.780	177,27	769.230	2.031.300	164,07
Nigeria	463.512	441.440	-4,76	673.285	611.875	-9,12
Gabon	35.640	–	–	58.500	–	–
East Timor	4.300	2.803	-34,82	2.200	8.105	268,40
United States	–	120	–	–	148	–
Bahan Farmasi	**33.628.490**	**34.238.711**	**1,81**	**265.580.258**	**298.694.598**	**12,47**
Japan	7.943.474	7.929.111	-0,18	41.584.269	37.276.302	-10,36
Hong Kong	58.301	44.044	-24,45	611.695	457.788	-25,16

https://www.bps.go.id

Komoditas/Negara Tujuan	Berat Bersih (kg)		Perub	Nilai FOB (US$)		Perub
	Jan–Jun 2023	Jan–Jun 2024	%	Jan–Jun 2023	Jan–Jun 2024	%
(1)	(2)	(3)	(4)	(5)	(6)	(7)
Korea, Republic of	1.253.287	1.412.506	12,70	8.306.502	8.048.550	-3,11
Taiwan	90.411	156.171	72,73	533.513	905.708	69,76
China	10.396.553	11.471.378	10,34	58.901.503	64.983.002	10,32
Mongolia	4.140	3.233	-21,91	80.666	94.447	17,08
Papua New Guinea	415	1.690	307,67	34.441	63.976	85,76
Thailand	683.001	999.801	46,38	6.945.169	7.357.054	5,93
Singapore	22.565	31.524	39,71	493.852	649.465	31,51
Philippines	416.066	836.685	101,09	5.652.810	7.665.467	35,60
Malaysia	205.207	198.951	-3,05	3.252.409	3.703.142	13,86
Myanmar	55.719	5.127	-90,80	679.861	475.460	-30,07
Cambodia	96.987	98.360	1,42	744.245	684.104	-8,08
Brunei Darussalam	2.608	2.059	-21,07	22.651	15.644	-30,93
Lao People'S Dem. Rep.	–	403	–	–	52.700	–
Nepal	–	1.261	–	–	132.624	–
Viet Nam	1.889.811	1.851.460	-2,03	14.850.472	14.257.126	-4,00
Maldives	10.783	4.864	-54,90	75.400	25.222	-66,55
India	273.767	372.032	35,89	28.887.569	39.908.402	38,15
Pakistan	408.932	388.480	-5,00	10.960.557	14.058.870	28,27
Bangladesh	47.947	97.542	103,44	619.039	1.600.470	158,54
Sri Lanka	6.832	13.502	97,64	103.665	175.157	68,96
Afghanistan	–	4.926	–	–	5.000	–
Iraq	112.682	65.579	-41,80	720.835	497.266	-31,02
Iran (Islamic Republic of)	12.981	2.228	-82,83	332.181	352.803	6,21
Saudi Arabia	81.578	66.399	-18,61	1.573.800	1.624.082	3,19
Israel	6.934	3.215	-53,63	148.975	12.349	-91,71
Kuwait	16.861	17.958	6,51	234.945	186.862	-20,47
Jordan	7.205	5.585	-22,49	65.971	91.899	39,30
Lebanon	916	–	–	231.637	–	–
Palestina	2.614	–	–	26.623	–	–
Yemen	7.103	8.792	23,78	250.495	795.773	217,68
Oman	13.801	478	-96,54	241.825	102.340	-57,68
Turkey	17.723	10.860	-38,72	658.566	104.940	-84,07
United Arab Emirates	12.389	52.696	325,33	223.421	830.049	271,52
Qatar	9.991	16.249	62,64	89.893	181.153	101,52
Bahrain	1.766	1.573	-10,92	17.797	16.562	-6,94
Egypt	1.753	7.466	325,83	606.429	1.077.420	77,67
Tunisia	1.052	445	-57,74	384.010	57.020	-85,15
Sudan	3.811	4.894	28,42	728.488	2.293.875	214,88
Eritrea	238	885	272,59	31.620	112.518	255,84
Namibia	74	–	–	8.250	–	–
Ethiopia	–	3.276	–	–	936.000	–
Madagascar	1.481	–	–	128.555	–	–
Somalia	6.233	6.020	-3,42	38.143	35.394	-7,21
Kenya	24.024	20.260	-15,67	1.973.678	152.016	-92,30
Mozambique	394	–	–	74.588	–	–
Botswana	231	–	–	27.300	–	–
Equatorial Guinea	63	43	-31,57	8.370	5.425	-35,19
Togo	14	–	–	71	–	–
Ghana	17.000	3	-99,98	61.100	20	-99,97
Liberia	602	948	57,61	72.765	344.555	373,52
Guinea	522	1.488	185,03	49.545	508.385	926,11
Angola	–	3.449	–	–	1.670.759	–
Congo	400	–	–	36.244	–	–
Cameroon	2.930	3.836	30,92	558.838	1.356.975	142,82
Nigeria	451.211	499.417	10,68	10.472.263	20.458.347	95,36
Sierra Leone	–	1.186	–	–	557.250	–
Gabon	203	211	3,90	19.440	22.320	14,81
Cote D'Ivoire	40	1.777	4.356,17	6.687	824.295	12.227,53
Senegal	884	958	8,43	119.970	124.775	4,01
Mauritania	–	12.053	–	–	405.248	–
Mali	4.524	1.619	-64,23	849.729	751.125	-11,60
Benin	8.520	–	–	28.482	–	–
Burkina Faso	1.821	2.099	15,28	347.588	986.625	183,85
Uganda	1.460	277	-81,06	57.231	11.590	-79,75
Central African Republic	5.416	2.098	-61,27	645.680	706.125	9,36
Niger	5.527	5.575	0,87	1.054.625	2.611.950	147,67
Chad	6.420	2.271	-64,62	1.018.395	1.063.500	4,43
Djibouti	326	61	-81,28	31.050	7.750	-75,04
Swaziland	4.102	235	-94,28	469.950	30.845	-93,44
South Africa	147.317	53.501	-63,68	2.784.979	607.138	-78,20
Zimbabwe	–	3.389	–	–	1.577.625	–
Zambia	877	871	-0,67	167.375	406.875	143,09
Comoros	37	131	254,32	3.075	17.825	479,67
Burundi	2.568	–	–	491.888	–	–
Rwanda	1.198	–	–	230.750	–	–
Democratic Rep. of the Congo	6.858	8.367	22,01	1.307.638	3.899.625	198,22
Australia	192.204	76.269	-60,32	1.640.861	988.545	-39,75
New Zealand	11.806	21.662	83,48	251.559	317.854	26,35

https://www.bps.go.id

Lanjutan Tabel 3.6

Komoditas/Negara Tujuan	Berat Bersih (kg)		Perub	Nilai FOB (US$)		Perub
	Jan–Jun 2023	Jan–Jun 2024	%	Jan–Jun 2023	Jan–Jun 2024	%
(1)	(2)	(3)	(4)	(5)	(6)	(7)
Northern Mariana Islands	59	279	371,49	3.322	6.923	108,42
Fiji	–	96	–	–	563	–
East Timor	676.963	15.363	-97,73	151.608	342.181	125,70
United States	2.175.381	71.534	-96,71	13.883.752	711.427	-94,88
Mexico	848.175	192.030	-77,36	5.062.210	1.115.983	-77,95
Guatemala	35.000	681	-98,06	196.733	122.500	-37,73
Honduras	1	–	–	175	–	–
Panama	11.000	9	-99,92	64.543	45	-99,93
Cuba	–	708	–	–	136.220	–
Chile	54.000	–	–	324.453	–	–
Venezuela	10.000	–	–	56.519	–	–
Argentina	20.760	65	-99,69	218.604	11.504	-94,74
Brazil	67.096	13.453	-79,95	887.587	210.001	-76,34
Colombia	411.500	–	–	2.399.257	–	–
Uruguay	5.000	–	–	26.827	–	–
Paraguay	10.000	–	–	54.540	–	–
Ecuador	28.000	–	–	157.629	–	–
Peru	72.600	–	–	402.502	–	–
Guyana	154	–	–	3.300	–	–
Trinidad and Tobago	–	101	–	–	11.200	–
Dominican Republic	5.000	1.097	-78,06	28.873	145.600	404,27
El Salvador	70	–	–	8.225	–	–
Costa Rica	10.000	–	–	55.740	–	–
Barbados	1	–	–	123	–	–
Cape Verde	8	81	918,34	310	9.920	3.100,00
Grenada	1	–	–	438	–	–
Saint Kitts and Nevis	~0	–	–	263	–	–
Virgin Islands (British)	1	–	–	70	–	–
United Kingdom	17.001	125.000	635,25	104.328	681.125	552,87
Netherlands	883.268	2.328.802	163,66	5.753.790	14.037.480	143,97
France	261.327	412.640	57,90	1.484.337	2.181.873	46,99
Germany, Fed. Rep. of	902.426	1.339.551	48,44	6.516.200	8.963.147	37,55
Belgium	799	428	-46,39	23.063	8.867	-61,55
Switzerland	–	65	–	–	18.168	–
Denmark	238.000	230.000	-3,36	1.461.866	1.369.190	-6,34
Sweden	–	12.500	–	–	67.372	–
Ireland	4.000	9.000	125,00	456.000	1.026.000	125,00
Italy	153.137	225.600	47,32	921.109	1.324.464	43,79
Spain	1.371.400	1.679.259	22,45	8.036.437	9.236.693	14,94
Portugal	30.000	12.000	-60,00	176.312	66.151	-62,48
Poland	186.988	360.296	92,68	1.247.605	2.010.451	61,14
Kyrgyzstan	54	–	–	6.670	–	–
Turkmenistan	–	924	–	–	124.800	–
Uzbekistan	2.460	4.308	75,11	143.091	224.860	57,14
Lithuania	–	10	–	–	1	–
Croatia	~0	–	–	3	–	–
Rep. of Macedonia	370	–	–	5.242	–	–
Russia Federation	51.000	279.001	447,06	312.150	2.202.013	605,44
Serbia	–	68	–	–	8.525	–
Produk Farmasi	**11.204.765**	**13.689.595**	**22,18**	**206.801.868**	**207.464.296**	**0,32**
Japan	16.024	23.078	44,02	329.866	332.926	0,93
Hong Kong	153.438	240.356	56,65	5.776.076	6.297.306	9,02
Korea, Republic of	570.584	834.840	46,31	21.030.221	32.633.961	55,18
Taiwan	249.129	750.641	201,31	25.082.143	23.743.893	-5,34
China	100.900	30.215	-70,05	1.404.271	580.760	-58,64
Mongolia	117.161	69.791	-40,43	2.346.737	1.446.081	-38,38
Macau	8.813	3.325	-62,27	77.863	37.984	-51,22
Papua New Guinea	1.974	21.452	986,88	33.978	66.820	96,66
Thailand	835.726	860.574	2,97	16.873.805	13.885.743	-17,71
Singapore	1.141.656	1.274.641	11,65	23.339.959	20.537.343	-12,01
Philippines	3.211.619	2.935.194	-8,61	41.585.818	39.446.394	-5,14
Malaysia	910.316	1.583.012	73,90	14.938.799	14.275.038	-4,44
Myanmar	652.042	2.417.888	270,82	7.972.721	4.284.331	-46,26
Cambodia	693.456	510.349	-26,41	7.961.958	7.612.698	-4,39
Brunei Darussalam	42.303	18.900	-55,32	335.393	235.769	-29,70
Lao People'S Dem. Rep.	8	–	–	102	–	–
Nepal	2.102	1.443	-31,35	12.909	10.893	-15,62
Viet Nam	227.298	283.204	24,60	4.030.289	7.271.995	80,43
Maldives	2.283	2.842	24,51	41.382	65.536	58,37
India	22.507	16.900	-24,91	298.130	160.491	-46,17
Pakistan	195.564	4.555	-97,67	628.784	45.899	-92,70
Sri Lanka	151.423	118.136	-21,98	3.349.423	3.696.738	10,37
Iraq	–	172	–	–	3.270	–
Iran (Islamic Republic of)	–	37.295	–	–	111.008	–
Saudi Arabia	279.856	187.806	-32,89	1.524.745	1.082.135	-29,03
Israel	–	53	–	–	4.000	–
Kuwait	1.333	985	-26,09	73.945	81.385	10,06

https://www.bps.go.id

Komoditas/Negara Tujuan	Berat Bersih (kg)		Perub	Nilai FOB (US$)		Perub
	Jan–Jun 2023	Jan–Jun 2024	%	Jan–Jun 2023	Jan–Jun 2024	%
(1)	(2)	(3)	(4)	(5)	(6)	(7)
Yemen	–	21.332	–	–	237.216	–
Oman	1.319	617	-53,22	58.057	18.025	-68,95
Syria Arab Republic	3.142	–	–	58.742	–	–
Turkey	5.645	2.197	-61,08	606.603	1.773	-99,71
United Arab Emirates	17.224	25.390	47,41	140.647	314.143	123,36
Qatar	302.823	626	-99,79	2.091.596	22.783	-98,91
Egypt	–	13.084	–	–	774.543	–
Algeria	2.952	6.967	136,02	4.482.588	9.746.120	117,42
Sudan	–	17.164	–	–	745.796	–
Namibia	–	177	–	–	6.125	–
Ethiopia	37.643	–	–	195.794	–	–
Tanzania, United Rep. of	165	–	–	5.060	–	–
Madagascar	–	5.903	–	–	20.753	–
Somalia	60	–	–	1.625	–	–
Kenya	787	1.494	89,82	35.605	93.299	162,04
Togo	12.951	21	-99,84	44.513	7	-99,98
Ghana	30.030	18.386	-38,78	95.433	65.152	-31,73
Angola	–	20	–	–	34.914	–
Congo	6	–	–	30	–	–
Nigeria	756.943	773.554	2,19	11.049.058	7.706.408	-30,25
Cote D'Ivoire	279	2	-99,28	10.638	19	-99,82
Senegal	2.322	98	-95,77	19.602	329	-98,32
Mali	239	–	–	13.331	–	–
Uganda	299	–	–	24.212	–	–
South Africa	2.841	–	–	96.365	–	–
Zambia	2.091	–	–	13.180	–	–
Mauritius	596	1.065	78,74	11.833	26.628	125,04
Australia	91.010	101.743	11,79	3.965.844	3.669.321	-7,48
New Zealand	5.840	10.827	85,39	695.558	1.635.766	135,17
Vanuatu	–	411	–	–	1.087	–
Fiji	264	10.467	3.863,86	4.597	39.986	769,84
Samoa	–	320	–	–	1.070	–
East Timor	253.658	366.852	44,62	1.534.435	1.861.720	21,33
United States	4.102	31	-99,25	39.362	9.550	-75,74
Canada	–	260	–	–	13.353	–
Guatemala	–	28	–	–	21.600	–
Suriname	500	300	-40,00	8.963	5.490	-38,74
Ecuador	4.920	2.159	-56,11	48.897	94.596	93,46
Guyana	536	–	–	10.700	–	–
Dominican Republic	706	–	–	50.466	–	–
Costa Rica	–	500	–	–	20.160	–
Barbados	–	75	–	–	389	–
United Kingdom	8	11	31,35	3.549	287	-91,91
Netherlands	7.895	6.037	-23,54	156.680	48.178	-69,25
France	94	4.463	4.643,44	947	69.736	7.264,23
Germany, Fed. Rep. of	12.901	8.245	-36,09	442.745	460.955	4,11
Austria	808	2.467	205,45	40.206	81.209	101,98
Belgium	295	1.932	554,30	12.672	31.440	148,11
Switzerland	5	63	1.160,00	59	26	-56,28
Sweden	–	1.953	–	–	81.954	–
Italy	1.253	20	-98,40	500.524	11	-100,00
Spain	380	–	–	9.120	–	–
Hungary	6.812	84	-98,77	163.785	6.400	-96,09
Poland	37.911	36.309	-4,23	917.966	809.366	-11,83
Romania	1.967	14.353	629,85	71.022	558.373	686,20
Kazakhstan	–	520	–	–	9.600	–
Kyrgyzstan	1.740	–	–	10.713	–	–
Uzbekistan	3.039	3.400	11,88	4.750	168.211	3.441,29
Croatia	5	–	–	81	–	–
Slovakia	244	–	–	4.400	–	–
Russia Federation	–	25	–	–	27	–
Produk Obat Tradisional	**108.390**	**152.422**	**40,62**	**1.486.491**	**1.285.032**	**-13,55**
Japan	5	–	–	33	–	–
Hong Kong	20	–	–	65	–	–
Korea, Republic of	790	–	–	7.623	–	–
Taiwan	19.228	16.506	-14,16	354.778	276.693	-22,01
China	1	17	3.220,00	22	1.021	4.615,88
Mongolia	–	4.120	–	–	17.921	–
Thailand	157	–	–	13.208	–	–
Singapore	7.616	9.316	22,32	174.942	118.531	-32,25
Philippines	27.438	41.158	50,00	421.334	639.757	51,84
Malaysia	12.781	30.082	135,36	150.258	84.245	-43,93
Myanmar	1.923	1.805	-6,13	9.756	49.428	406,66
Cambodia	8.687	–	–	158.885	–	–
Brunei Darussalam	3.607	1.959	-45,68	49.797	25.985	-47,82
Pakistan	254	85	-66,67	1.200	400	-66,67
Saudi Arabia	69	407	490,29	1.799	8.877	393,57

https://www.bps.go.id

Lanjutan Tabel 3.6

Komoditas/Negara Tujuan	Berat Bersih (kg)		Perub	Nilai FOB (US$)		Perub
	Jan–Jun 2023	Jan–Jun 2024	%	Jan–Jun 2023	Jan–Jun 2024	%
(1)	(2)	(3)	(4)	(5)	(6)	(7)
Oman	107	2.946	2.647,13	36	1.425	3.856,70
United Arab Emirates	7.962	7.127	-10,48	24.676	10.068	-59,20
Cyprus	38	–	–	730	–	–
Algeria	6	–	–	560	–	–
Togo	–	4.180	–	–	3.509	–
Congo	–	700	–	–	192	–
Nigeria	5.522	15.421	179,26	2.144	6.830	218,59
Cote D'Ivoire	–	30	–	–	127	–
Senegal	–	3.304	–	–	1.626	–
Australia	868	~0	-99,98	14.611	10	-99,93
New Zealand	127	64	-49,88	456	336	-26,48
East Timor	2.233	13.195	490,81	17.127	38.011	121,94
United States	285	–	–	1.893	–	–
Canada	–	2	–	–	42	–
France	1	–	–	11	–	–
Germany, Fed. Rep. of	~0	–	–	2	–	–
Kazakhstan	2.881	–	–	4.507	–	–
Kyrgyzstan	4.838	–	–	70.320	–	–
Uzbekistan	946	–	–	5.720	–	–
Simplisia (Bahan Obat Tradisional)	**62.671**	**328.813**	**424,67**	**163.267**	**716.945**	**339,12**
Japan	326	340	4,29	14.254	14.266	0,08
Korea, Republic of	–	10.000	–	–	17.100	–
China	3.750	281.036	7.394,28	937	580.612	61.869,75
Thailand	~0	–	–	311	–	–
Singapore	142	13	-90,66	1.866	58	-96,91
Malaysia	278	–	–	9.986	–	–
Viet Nam	16.000	37.424	133,90	29.971	104.905	250,02
India	28.000	–	–	5.040	–	–
South Africa	75	–	–	984	–	–
France	–	~0	–	–	5	–
Germany, Fed. Rep. of	14.100	–	–	99.917	–	–
Karet Remah (Crumb Rubber)	**912.932.496**	**748.710.693**	**-17,99**	**1.270.625.876**	**1.227.398.546**	**-3,40**
Japan	191.015.775	183.934.980	-3,71	265.763.798	301.915.505	13,60
Korea, Republic of	48.769.560	31.671.402	-35,06	67.386.938	51.604.257	-23,42
Taiwan	9.741.070	7.801.931	-19,91	13.264.133	12.794.406	-3,54
China	128.523.363	50.705.340	-60,55	178.564.139	83.849.393	-53,04
Singapore	210	300	43,15	301	501	66,41
Philippines	1.915.200	3.729.600	94,74	2.698.154	5.927.281	119,68
Malaysia	31	126.971	404.264,81	20	176.293	867.910,88
Viet Nam	4.417.770	1.821.960	-58,76	6.048.215	3.074.065	-49,17
India	82.900.440	33.229.980	-59,92	115.945.409	53.915.036	-53,50
Pakistan	4.012.800	907.200	-77,39	5.687.276	1.399.687	-75,39
Sri Lanka	1.169.280	3.790.080	224,14	1.655.679	6.793.232	310,30
Iran (Islamic Republic of)	–	100.800	–	–	180.387	–
Turkey	30.272.200	26.314.960	-13,07	41.505.895	42.207.234	1,69
United Arab Emirates	806.400	201.600	-75,00	1.097.846	286.272	-73,92
Egypt	–	43.960	–	–	66.464	–
Algeria	624.960	–	–	833.425	–	–
South Africa	7.176.960	8.305.920	15,73	9.893.989	13.428.775	35,73
Australia	1.673.280	1.229.760	-26,51	2.352.295	1.995.710	-15,16
United States	200.965.497	181.671.840	-9,60	279.464.366	298.689.411	6,88
Canada	27.464.220	40.440.960	47,25	37.871.437	65.777.401	73,69
Mexico	18.077.220	24.295.110	34,40	25.203.281	40.221.058	59,59
Chile	766.080	2.338.560	205,26	1.047.730	3.777.538	260,55
Argentina	11.754.960	5.745.600	-51,12	16.977.405	9.048.122	-46,70
Brazil	19.333.440	14.958.720	-22,63	27.958.772	24.686.232	-11,70
Colombia	2.842.560	2.580.480	-9,22	3.902.562	4.203.313	7,71
Ecuador	1.209.600	60.480	-95,00	1.724.729	94.631	-94,51
Peru	1.330.560	1.310.400	-1,52	1.853.667	2.119.127	14,32
United Kingdom	2.784.600	3.216.360	15,51	3.810.120	5.313.469	39,46
Netherlands	5.507.040	1.824.060	-66,88	7.796.922	2.944.388	-62,24
France	3.449.880	4.281.480	24,11	4.989.353	7.082.535	41,95
Germany, Fed. Rep. of	12.761.280	20.522.880	60,82	18.012.929	33.360.095	85,20
Belgium	18.950.400	13.960.800	-26,33	26.262.197	22.768.917	-13,30
Luxembourg	9.112.320	12.938.940	41,99	12.757.355	21.053.596	65,03
Finland	1.350.720	1.411.200	4,48	1.856.643	2.172.434	17,01
Italy	5.665.800	4.956.000	-12,53	8.173.391	8.538.615	4,47
Spain	8.557.920	5.642.280	-34,07	12.141.835	9.807.769	-19,22
Portugal	2.923.200	3.104.640	6,21	4.191.361	4.976.874	18,74
Greece	624.960	120.960	-80,65	923.005	181.843	-80,30
Hungary	1.995.840	–	–	2.622.951	–	–
Poland	13.124.160	13.754.160	4,80	18.105.999	22.323.582	23,29
Romania	6.842.220	6.264.760	-8,44	9.491.253	10.520.026	10,84
Bulgaria	1.229.760	282.240	-77,05	1.781.157	458.923	-74,23
Latvia	4.999.680	483.840	-90,32	6.356.054	737.839	-88,39
Croatia	141.120	161.280	14,29	198.454	270.511	36,31

https://www.bps.go.id

Komoditas/Negara Tujuan	Berat Bersih (kg)		Perub	Nilai FOB (US$)		Perub
	Jan–Jun 2023	Jan–Jun 2024	%	Jan–Jun 2023	Jan–Jun 2024	%
(1)	(2)	(3)	(4)	(5)	(6)	(7)
Slovakia	1.370.880	–	–	1.865.096	–	–
Slovenia	8.688.960	13.144.320	51,28	12.122.640	21.386.813	76,42
Czech Republic	362.880	–	–	492.348	–	–
Russia Federation	4.919.040	13.708.800	178,69	6.829.827	22.650.180	231,64
Serbia	806.400	1.612.800	100,00	1.143.526	2.618.804	129,01
Ban Luar dan Ban Dalam	**211.515.098**	**250.958.139**	**18,65**	**906.502.088**	**823.548.078**	**-9,15**
Japan	14.276.464	14.092.197	-1,29	53.469.651	49.694.580	-7,06
Hong Kong	428.104	1.389.567	224,59	2.022.939	1.105.898	-45,33
Korea, Republic of	954.281	11.703.005	1.126,37	4.408.046	3.649.175	-17,22
Taiwan	1.152.681	1.285.255	11,50	5.132.105	5.213.925	1,59
China	1.299.870	1.462.869	12,54	6.462.987	5.985.470	-7,39
Mongolia	61.205	20.607	-66,33	218.029	98.929	-54,63
Papua New Guinea	224.894	2.201	-99,02	822.969	8.299	-98,99
Thailand	4.494.926	3.982.824	-11,39	17.207.319	14.809.908	-13,93
Singapore	358.506	8.453.660	2.258,03	1.451.115	29.725.580	1.948,46
Philippines	10.417.659	16.319.673	56,65	37.709.373	29.539.190	-21,67
Malaysia	9.877.264	17.833.799	80,55	38.409.634	37.672.147	-1,92
Myanmar	41.422	27.888	-32,67	132.154	97.730	-26,05
Cambodia	425.574	291.915	-31,41	2.039.892	1.471.479	-27,86
Brunei Darussalam	34.400	16.142	-53,07	135.794	54.841	-59,61
Lao People'S Dem. Rep.	4.439	–	–	19.057	–	–
Nepal	9.836	–	–	35.976	–	–
Viet Nam	2.040.611	2.923.472	43,26	9.292.333	5.325.769	-42,69
Maldives	32.740	31.766	-2,97	63.724	48.297	-24,21
India	222.032	252.167	13,57	986.110	807.294	-18,13
Pakistan	253.785	181.635	-28,43	820.761	569.520	-30,61
Bangladesh	603.209	567.197	-5,97	2.063.228	1.882.949	-8,74
Sri Lanka	393.177	412.947	5,03	1.352.827	1.334.334	-1,37
Afghanistan	32.058	–	–	115.416	–	–
Iraq	241.648	480.926	99,02	758.842	1.478.126	94,79
Iran (Islamic Republic of)	252	22.977	9.017,66	931	65.254	6.909,04
Saudi Arabia	2.957.087	1.859.641	-37,11	9.099.323	5.415.610	-40,48
Israel	94.690	37.348	-60,56	387.029	150.389	-61,14
Kuwait	251.658	149.520	-40,59	824.708	484.177	-41,29
Jordan	351.329	231.386	-34,14	1.117.624	706.761	-36,76
Lebanon	72.639	121.205	66,86	205.052	648.643	216,33
Yemen	942.927	757.478	-19,67	2.894.537	2.243.985	-22,48
Oman	70.882	20.698	-70,80	259.282	79.361	-69,39
Syria Arab Republic	–	11.264	–	–	35.323	–
Turkey	378.230	501.975	32,72	1.272.753	1.752.719	37,71
United Arab Emirates	1.750.773	2.319.875	32,51	5.442.284	7.015.323	28,90
Qatar	195.238	49.328	-74,73	713.569	196.702	-72,43
Bahrain	24.378	21.025	-13,76	84.116	80.925	-3,79
Cyprus	172.038	153.349	-10,86	533.535	463.893	-13,05
Egypt	2.092.450	1.329.606	-36,46	6.894.334	4.006.103	-41,89
Libyan Arab Jamahiriya	83.213	83.727	0,62	254.608	257.682	1,21
Morocco	640.327	1.752.964	173,76	2.606.626	6.747.219	158,85
Tunisia	15.077	21.202	40,62	56.992	74.678	31,03
Algeria	19.070	45.011	136,04	63.367	153.726	142,60
Sudan	3.525	–	–	11.516	–	–
Tanzania, United Rep. of	72.833	41.496	-43,03	160.195	39.423	-75,39
Madagascar	–	1.108	–	–	2.253	–
Kenya	29.502	39.144	32,68	102.765	102.117	-0,63
Reunion	23.342	4.279	-81,67	75.386	15.771	-79,08
Togo	28.445	48.806	71,58	84.491	224.008	165,13
Ghana	271.161	240.576	-11,28	913.662	843.695	-7,66
Guinea	–	90	–	–	90	–
Angola	19.193	–	–	80.194	–	–
Nigeria	102.776	92.164	-10,33	343.937	299.047	-13,05
Gabon	8.869	–	–	33.184	–	–
Cote D'Ivoire	28.721	39.988	39,23	104.372	125.984	20,71
Senegal	93	–	–	687	–	–
Uganda	42.100	42.008	-0,22	155.634	134.059	-13,86
South Africa	1.309.985	548.109	-58,16	4.602.380	1.839.235	-60,04
Malawi	19.997	19.424	-2,86	74.681	67.660	-9,40
Comoros	–	336	–	–	620	–
Mauritius	119.381	91.749	-23,15	373.510	311.788	-16,52
Australia	5.589.171	3.522.108	-36,98	22.653.030	11.991.144	-47,07
New Zealand	1.684.449	1.358.033	-19,38	6.625.793	2.793.277	-57,84
Palau	–	66	–	–	552	–
New Caledonia	24.031	41.073	70,91	84.012	213.597	154,25
Vanuatu	8.183	–	–	32.354	–	–
Fiji	6.117	5.787	-5,39	21.668	19.498	-10,01
Samoa	7.438	–	–	26.966	–	–
East Timor	710.506	809.297	13,90	1.994.840	1.651.679	-17,20
United States	97.902.890	103.990.817	6,22	452.656.405	410.895.879	-9,23
Canada	4.078.866	5.803.709	42,29	20.537.077	25.042.144	21,94

https://www.bps.go.id

Lanjutan Tabel 3.6

Komoditas/Negara Tujuan	Berat Bersih (kg)		Perub	Nilai FOB (US$)		Perub
	Jan–Jun 2023	Jan–Jun 2024	%	Jan–Jun 2023	Jan–Jun 2024	%
(1)	(2)	(3)	(4)	(5)	(6)	(7)
Mexico	6.238.837	6.065.351	-2,78	30.541.934	27.316.335	-10,56
Guatemala	186.736	206.982	10,84	633.122	741.513	17,12
Honduras	210.362	151.246	-28,10	778.765	532.731	-31,59
Nicaragua	10.782	20.766	92,60	32.289	66.081	104,66
Panama	930.425	732.755	-21,25	3.666.295	2.469.495	-32,64
Suriname	12.750	16.221	27,23	41.892	53.290	27,21
Chile	228.561	131.641	-42,40	851.841	420.917	-50,59
Venezuela	13.702	10.135	-26,04	54.298	40.255	-25,86
Argentina	118.201	201.268	70,28	485.832	768.648	58,21
Brazil	3.689.298	3.116.039	-15,54	11.071.863	8.833.216	-20,22
Colombia	1.145.177	994.636	-13,15	4.231.854	3.748.218	-11,43
Bolivia	40.758	9.625	-76,38	138.183	30.578	-77,87
Uruguay	48.107	51.116	6,26	179.922	201.517	12,00
Paraguay	87.295	38.971	-55,36	298.207	126.386	-57,62
Ecuador	55.337	57.355	3,65	223.491	206.408	-7,64
Peru	96.857	125.432	29,50	349.595	454.230	29,93
Guyana	11.810	–	–	40.526	–	–
Jamaica	1	–	–	88	–	–
Puerto Rico	452.529	650.190	43,68	1.476.259	2.137.412	44,79
Belize	9.399	39.999	325,57	31.732	132.726	318,27
Dominican Republic	23.283	386.961	1.562,01	77.440	1.523.830	1.867,75
El Salvador	59.113	80.263	35,78	193.790	281.020	45,01
Costa Rica	114.672	165.259	44,11	470.486	627.901	33,46
Barbados	3	3	-1,95	168	88	-47,62
French Polynesia	9.086	16.779	84,66	41.759	83.076	98,94
Guadeloupe	13.771	–	–	42.412	–	–
United Kingdom	4.079.145	4.084.619	0,13	14.320.773	11.989.157	-16,28
Netherlands	3.897.969	2.605.191	-33,17	26.582.526	12.576.195	-52,69
France	1.235.001	1.200.119	-2,82	4.608.661	5.126.703	11,24
Germany, Fed. Rep. of	3.348.181	2.286.470	-31,71	21.444.064	10.528.691	-50,90
Austria	6	945	16.473,51	30	3.491	11.473,74
Belgium	285.971	449.652	57,24	1.011.765	1.417.791	40,13
Switzerland	55.944	2.017.644	3.506,55	267.634	143.975	-46,20
Luxembourg	1.653	–	–	5.009	–	–
Denmark	116.562	109.165	-6,35	385.468	356.952	-7,40
Norway	85.938	75.342	-12,33	468.071	406.380	-13,18
Sweden	598.208	503.416	-15,85	2.455.846	1.510.725	-38,48
Finland	401.184	343.352	-14,42	1.465.542	1.097.419	-25,12
Ireland	56.399	89.442	58,59	185.550	355.473	91,58
Italy	2.492.031	3.066.785	23,06	10.309.045	11.980.834	16,22
Spain	1.169.801	1.502.959	28,48	4.578.600	5.571.557	21,69
Portugal	179.695	197.414	9,86	571.722	657.869	15,07
Iceland	28.354	42.895	51,28	155.026	167.956	8,34
Greece	511.754	2.381.000	365,26	2.164.328	1.873.365	-13,44
Hungary	20.294	152.777	652,82	80.023	518.837	548,36
Poland	1.389.338	1.459.586	5,06	4.479.860	4.629.736	3,35
Romania	5.171.039	4.217.031	-18,45	15.920.810	12.858.505	-19,23
Bulgaria	115.642	26.104	-77,43	571.115	75.973	-86,70
Armenia	–	18.545	–	–	67.180	–
Kazakhstan	59.713	56.731	-4,99	287.791	269.834	-6,24
Lithuania	40.927	44.452	8,61	156.381	145.989	-6,65
Latvia	395.382	163.245	-58,71	1.510.833	495.329	-67,21
Estonia	185.296	139.525	-24,70	1.058.527	790.508	-25,32
Georgia	7.818	–	–	28.745	–	–
Croatia	94.180	61.044	-35,18	241.979	155.482	-35,75
Malta	3.490	–	–	13.750	–	–
Slovenia	204.171	157.119	-23,05	614.764	470.773	-23,42
Czech Republic	189.745	192.448	1,42	666.918	680.563	2,05
Russia Federation	1.202.799	2.082.672	73,15	4.347.196	8.063.537	85,49
Barang Plastik Lembaran	**166.246.715**	**199.949.923**	**20,27**	**393.903.429**	**411.183.708**	**4,39**
Japan	34.384.438	35.782.606	4,07	101.223.546	106.316.196	5,03
Hong Kong	377.803	222.608	-41,08	646.417	767.836	18,78
Korea, Republic of	10.231.648	9.307.649	-9,03	19.498.992	18.953.579	-2,80
Taiwan	2.562.499	2.172.590	-15,22	4.954.523	4.398.024	-11,23
China	4.131.614	5.993.633	45,07	9.045.298	12.728.862	40,72
Mongolia	60	5.918	9.812,90	6.453	4.917	-23,81
Macau	–	7	–	–	215	–
Papua New Guinea	11.402	18.281	60,34	21.080	59.885	184,08
Thailand	8.534.099	9.395.805	10,10	20.250.233	21.988.974	8,59
Singapore	13.790.632	41.079.207	197,88	7.605.127	6.686.370	-12,08
Philippines	8.596.924	9.087.704	5,71	21.612.225	23.003.938	6,44
Malaysia	6.424.425	8.076.085	25,71	16.649.714	19.687.438	18,24
Myanmar	40.196	8.284	-79,39	103.629	43.459	-58,06
Cambodia	72.640	41.001	-43,56	225.527	139.804	-38,01
Brunei Darussalam	69	252	266,01	3.836	871	-77,30
Nepal	15	456	2.916,42	93	1.308	1.306,87
Viet Nam	9.621.525	4.285.633	-55,46	19.222.964	10.536.368	-45,19

https://www.bps.go.id

Komoditas/Negara Tujuan	Berat Bersih (kg)		Perub	Nilai FOB (US$)		Perub
	Jan–Jun 2023	Jan–Jun 2024	%	Jan–Jun 2023	Jan–Jun 2024	%
(1)	(2)	(3)	(4)	(5)	(6)	(7)
Maldives	4.321	706	-83,67	24.392	12.683	-48,00
India	6.769.980	5.531.432	-18,29	15.436.521	13.944.536	-9,67
Pakistan	177.155	100.977	-43,00	863.942	331.068	-61,68
Bangladesh	2.593.231	1.351.739	-47,87	3.987.250	2.229.723	-44,08
Sri Lanka	1.220.790	1.578.597	29,31	2.001.945	2.538.994	26,83
Iran (Islamic Republic of)	28.700	408.869	1.324,64	92.833	1.113.909	1.099,90
Saudi Arabia	4.789.554	5.226.449	9,12	15.179.104	16.610.105	9,43
Israel	57.373	126.949	121,27	174.386	367.963	111,00
Kuwait	43.640	83.129	90,49	123.190	231.812	88,18
Jordan	1.640.663	535.718	-67,35	2.567.996	822.429	-67,97
Lebanon	223.552	185.183	-17,16	642.529	555.383	-13,56
Yemen	–	14.278	–	–	44.384	–
Oman	244.357	98.914	-59,52	491.071	285.108	-41,94
Syria Arab Republic	281.878	–	–	853.286	–	–
Turkey	365.830	659.636	80,31	1.123.700	1.723.747	53,40
United Arab Emirates	1.475.374	1.904.499	29,09	3.856.854	4.969.192	28,84
Qatar	164.227	231.487	40,96	458.249	568.690	24,10
Bahrain	517.593	13.805	-97,33	820.542	45.558	-94,45
Egypt	799.741	1.587.796	98,54	2.149.490	3.616.547	68,25
Libyan Arab Jamahiriya	–	6	–	–	11	–
Morocco	40.081	–	–	123.026	–	–
Algeria	81.810	199	-99,76	6.757	6.922	2,43
Sudan	479.197	35.119	-92,67	1.545.389	96.225	-93,77
Namibia	16.170	40.392	149,80	179.025	247.860	38,45
Ethiopia	4.827	27.794	475,84	1.735	2.623	51,11
Tanzania, United Rep. of	193.553	124.688	-35,58	558.557	443.150	-20,66
Madagascar	3.864	54.337	1.306,15	11.954	201.294	1.583,84
Somalia	78	–	–	100	–	–
Kenya	278.121	401.534	44,37	817.377	1.095.013	33,97
Reunion	2	9	350,00	9	167	1.822,44
Mozambique	–	25.602	–	–	77.671	–
Togo	–	212.111	–	–	292.732	–
Ghana	93.550	77.138	-17,54	203.085	122.833	-39,52
Liberia	812	–	–	3.074	–	–
Guinea	–	51.721	–	–	278.690	–
Angola	41.881	44	-99,89	162.435	71	-99,96
Congo	517	487	-5,83	1.788	998	-44,20
Cameroon	185.106	57.920	-68,71	704.150	154.981	-77,99
Nigeria	991.099	693.174	-30,06	1.630.706	1.219.521	-25,22
Cote D'Ivoire	290	47.241	16.175,68	16.465	70.691	329,33
Senegal	20.996	34.128	62,55	30.411	62.569	105,74
Mauritania	85.605	–	–	1.149.913	–	–
Benin	24.786	–	–	67.410	–	–
Uganda	33.719	56.771	68,36	93.065	157.565	69,31
Djibouti	1.202	1.579	31,42	9.721	9.822	1,04
Swaziland	5	–	–	165	–	–
South Africa	2.251.247	2.737.241	21,59	4.441.800	5.197.678	17,02
Zimbabwe	26.202	25.973	-0,87	69.007	68.295	-1,03
Comoros	–	350	–	–	3.086	–
Burundi	23.013	23.059	0,20	63.717	63.031	-1,08
Mauritius	57.451	7.121	-87,61	102.385	19.515	-80,94
Democratic Rep. of the Congo	33.220	43.899	32,15	105.919	144.883	36,79
Australia	7.642.217	9.033.119	18,20	20.555.736	23.563.568	14,63
New Zealand	1.527.079	1.598.082	4,65	4.292.211	4.644.571	8,21
Guam	–	6	–	–	8	–
New Caledonia	–	240	–	–	2.303	–
American Samoa	–	10	–	–	939	–
Fiji	49.391	45.772	-7,33	83.923	77.552	-7,59
Solomon Islands	1.240	914	-26,31	4.560	4.343	-4,76
East Timor	80.241	94.882	18,25	258.197	202.932	-21,40
United States	14.101.516	18.936.568	34,29	38.847.092	47.791.991	23,03
Canada	724.474	581.948	-19,67	2.399.932	1.718.781	-28,38
Mexico	1.454.652	1.166.040	-19,84	3.044.614	2.148.056	-29,45
Guatemala	302.603	262.318	-13,31	509.021	380.397	-25,27
Panama	~0	–	–	4	–	–
Suriname	–	13	–	–	67	–
Chile	293.496	248.998	-15,16	653.013	447.219	-31,51
Argentina	197.866	52.250	-73,59	425.385	146.697	-65,51
Brazil	1.681.341	4.523.595	169,05	3.774.725	7.947.190	110,54
Colombia	159.457	228.208	43,12	384.339	545.406	41,91
Uruguay	10.047	52.890	426,44	26.121	113.151	333,17
Paraguay	41.339	143.832	247,94	104.084	340.565	227,20
Ecuador	~0	291	1.118.792,31	2.647	10.411	293,40
Peru	799.969	549.994	-31,25	1.443.655	986.803	-31,65
Bahamas	119	–	–	2.118	–	–
Puerto Rico	28.208	40.673	44,19	53.222	65.282	22,66
Dominican Republic	8.202	257	-96,86	16.960	541	-96,81
Costa Rica	~0	–	–	59	–	–

https://www.bps.go.id

Lanjutan Tabel 3.6

Komoditas/Negara Tujuan	Berat Bersih (kg)		Perub	Nilai FOB (US$)		Perub
	Jan–Jun 2023	Jan–Jun 2024	%	Jan–Jun 2023	Jan–Jun 2024	%
(1)	(2)	(3)	(4)	(5)	(6)	(7)
French Polynesia	–	40	–	–	242	–
Guadeloupe	–	17	–	–	178	–
Saint Pierre and Miquelon	–	1.813	–	–	11.334	–
Saint Barthelemy	–	~0	–	–	15	–
United Kingdom	3.306.062	4.136.592	25,12	7.884.608	9.554.767	21,18
Netherlands	525.716	499.922	-4,91	2.194.320	2.057.986	-6,21
France	363.238	352.836	-2,86	1.043.547	892.547	-14,47
Germany, Fed. Rep. of	721.894	1.329.621	84,19	2.246.997	3.749.353	66,86
Belgium	259.245	466.513	79,95	694.467	1.370.856	97,40
Switzerland	778.216	28.883	-96,29	1.354.369	162.252	-88,02
Gibraltar	–	~0	–	–	32	–
Monaco	11	~0	-97,76	200	23	-88,75
Denmark	208.477	214.695	2,98	378.011	350.281	-7,34
Norway	367.706	242.681	-34,00	663.388	420.798	-36,57
Sweden	906	7.186	693,07	14.804	30.838	108,31
Finland	44.607	44.539	-0,15	115.758	115.789	0,03
Ireland	381.851	411.775	7,84	777.011	740.590	-4,69
Italy	1.530.850	1.230.424	-19,62	4.106.388	3.203.818	-21,98
Spain	813.101	671.840	-17,37	1.761.884	1.761.896	0,00
Portugal	225.076	214.510	-4,69	573.455	559.123	-2,50
Greece	137.956	154.791	12,20	528.012	556.905	5,47
Hungary	28.525	11.314	-60,34	269.356	138.911	-48,43
Poland	1.674.519	1.734.141	3,56	5.642.083	5.505.402	-2,42
Romania	189	24	-87,51	2.735	3.595	31,44
Bulgaria	18.893	62.419	230,38	34.429	188.391	447,19
Albania	–	50	–	–	65	–
Armenia	119.031	71.909	-39,59	326.605	202.353	-38,04
Azerbaijan	–	46.473	–	–	124.954	–
Kazakhstan	12.061	20.015	65,95	934.637	1.464.148	56,65
Lithuania	–	5	–	–	1.097	–
Latvia	111	–	–	1.536	–	–
Estonia	–	58	–	–	2.592	–
Georgia	145.809	48.610	-66,66	344.265	155.939	-54,70
Croatia	39.355	41.185	4,65	83.928	76.996	-8,26
Malta	–	11.176	–	–	14.031	–
Slovakia	12.804	11.930	-6,83	88.108	88.342	0,27
Slovenia	44.432	104.044	134,17	159.159	303.304	90,57
Czech Republic	66.340	133.253	100,86	241.848	425.317	75,86
Rep. of Macedonia	–	32	–	–	1.033	–
Russia Federation	169.930	124.273	-26,87	539.819	347.201	-35,68
Serbia	–	61.918	–	–	93.875	–
Barang dari Plastik untuk Pengemasan	**68.699.112**	**72.195.280**	**5,09**	**158.505.797**	**162.244.604**	**2,36**
Japan	40.643.845	42.820.374	5,36	67.158.012	70.763.955	5,37
Hong Kong	55.050	186.262	238,35	99.179	207.085	108,80
Korea, Republic of	145.774	180.662	23,93	853.605	1.115.725	30,71
Taiwan	378.699	585.060	54,49	2.099.688	2.819.193	34,27
China	700.403	526.758	-24,79	1.428.494	2.181.525	52,71
Macau	1	152	25.266,67	6	600	9.903,65
Papua New Guinea	1.241.240	1.929.117	55,42	2.494.093	3.512.659	40,84
Thailand	854.644	1.149.773	34,53	4.156.093	5.505.197	32,46
Singapore	8.358.760	6.957.637	-16,76	15.759.657	11.883.661	-24,59
Philippines	521.748	1.073.744	105,80	2.038.331	3.659.126	79,52
Malaysia	657.414	1.031.128	56,85	3.448.353	4.054.957	17,59
Myanmar	106.270	1.129	-98,94	779.004	2.587	-99,67
Cambodia	1.434	39	-97,25	8.927	666	-92,53
Brunei Darussalam	38.041	160.128	320,94	86.134	374.854	335,20
Nepal	1	–	–	900	–	–
Viet Nam	535.320	420.145	-21,52	2.992.230	2.065.536	-30,97
Maldives	196.302	150.491	-23,34	424.459	314.120	-26,00
India	45.382	55.148	21,52	448.675	547.848	22,10
Pakistan	45.253	37.938	-16,16	697.229	280.518	-59,77
Bangladesh	66.160	73.343	10,86	303.369	259.836	-14,35
Sri Lanka	4.318	8.290	91,96	17.537	19.953	13,78
Saudi Arabia	194.863	295.914	51,86	856.577	1.430.035	66,95
Israel	17	528	2.931,61	336	6.450	1.819,79
Kuwait	1	443	88.476,00	3	2.346	78.100,00
Lebanon	–	3	–	–	54	–
Yemen	37.735	–	–	84.349	–	–
Oman	65.787	57.717	-12,27	139.258	115.777	-16,86
Turkey	7.874	3.975	-49,52	20.017	35.535	77,53
United Arab Emirates	233.266	581.714	149,38	1.851.508	1.943.638	4,98
Qatar	4.328	18.383	324,80	25.044	88.239	252,33
Bahrain	1.459	3.670	151,61	4.165	12.270	194,57
Egypt	95.870	125.565	30,97	164.580	475.893	189,16
Tunisia	245	–	–	4.753	–	–
Algeria	3.348	189	-94,36	18.593	6.931	-62,72
Sudan	1.880	–	–	1.631	–	–

https://www.bps.go.id

Komoditas/Negara Tujuan	Berat Bersih (kg)		Perub	Nilai FOB (US$)		Perub
	Jan–Jun 2023	Jan–Jun 2024	%	Jan–Jun 2023	Jan–Jun 2024	%
(1)	(2)	(3)	(4)	(5)	(6)	(7)
Ethiopia	27.166	1.320	-95,14	42.486	1.054	-97,52
Tanzania, United Rep. of	612	–	–	2.656	–	–
Madagascar	99.460	90.906	-8,60	404.632	230.273	-43,09
Somalia	2.143.107	2.052.879	-4,21	3.971.832	3.664.128	-7,75
Kenya	1.289	15.507	1.103,24	12.591	1.001.705	7.855,57
Reunion	4	111	2.678,48	29	170	490,73
Togo	27.925	67.670	142,33	126.213	184.681	46,32
Ghana	6.520	4.682	-28,20	29.874	26.155	-12,45
Liberia	12.416	–	–	54.173	–	–
Angola	1	–	–	7	–	–
Congo	25.823	30.531	18,23	93.701	65.252	-30,36
Cameroon	27.627	55.687	101,56	124.765	159.408	27,77
Nigeria	11.962	4.582	-61,69	42.408	13.496	-68,18
Gabon	–	5.590	–	–	23.637	–
Cote D'Ivoire	8.321	–	–	21.163	–	–
Senegal	25.009	15.263	-38,97	38.586	50.751	31,53
Mali	18.004	–	–	74.749	–	–
Uganda	–	295	–	–	480	–
Djibouti	2.061	2.803	36,00	8.899	9.098	2,24
Swaziland	–	~0	–	–	1	–
South Africa	20.877	10.367	-50,35	77.227	14.740	-80,91
Mauritius	1.620	3.740	130,84	8.856	16.696	88,53
Australia	522.177	540.324	3,48	2.381.321	1.717.182	-27,89
New Zealand	21.880	12.275	-43,90	57.927	75.636	30,57
Guam	1	7	600,00	25	450	1.700,00
New Caledonia	150	449	199,48	691	2.160	212,50
Wallis and Futuna Islands	–	105	–	–	666	–
Fiji	81.000	273.270	237,37	136.405	451.111	230,71
Kiribati	–	30	–	–	128	–
East Timor	348.584	436.063	25,10	624.644	605.384	-3,08
United States	3.215.811	3.709.939	15,37	15.801.133	19.853.496	25,65
Canada	43.203	74.799	73,14	160.683	417.632	159,91
Mexico	14.389	32.993	129,28	271.246	952.581	251,19
Guatemala	152	–	–	64	–	–
Honduras	–	290	–	–	740	–
Nicaragua	–	6	–	–	11	–
Panama	4	2	-41,14	10	7	-31,60
Chile	3	179	6.027,98	1	4.450	327.108,82
Argentina	350.691	83.951	-76,06	277.135	150.254	-45,78
Brazil	533.087	586.392	10,00	2.610.260	2.960.601	13,42
Colombia	7.143	6.812	-4,64	118.125	124.636	5,51
Bolivia	2	–	–	4	–	–
Uruguay	121.976	117.216	-3,90	209.084	191.408	-8,45
Paraguay	572	286	-50,00	6.104	3.161	-48,21
Ecuador	~0	295	1.638.477,78	2.705	10.783	298,67
Peru	35	15	-56,59	254	70	-72,43
Jamaica	57.672	88.030	52,64	149.560	208.430	39,36
Dominican Republic	19.057	~0	-100,00	278.014	3	-100,00
El Salvador	–	110	–	–	1.908	–
Costa Rica	4	17.634	503.720,29	10	72.066	720.563,60
Haiti	–	5.485	–	–	14.703	–
French Polynesia	74	1.779	2.303,99	673	7.851	1.066,52
Martinique	22	17	-22,73	121	168	39,21
Netherlands Antilles	–	~0	–	–	1	–
Virgin Islands (British)	55	–	–	307	–	–
Saint Barthelemy	–	~0	–	–	20	–
United Kingdom	2.616.136	2.899.038	10,81	3.576.276	4.204.623	17,57
Netherlands	191.356	966.955	405,32	328.780	1.886.172	473,69
France	547.786	406.875	-25,72	7.342.047	4.056.679	-44,75
Germany, Fed. Rep. of	1.026.163	241.613	-76,45	2.584.507	855.574	-66,90
Austria	87	48	-44,58	4.274	1.261	-70,50
Belgium	83.099	65.801	-20,82	161.450	214.344	32,76
Switzerland	20.903	3.782	-81,91	118.892	23.726	-80,04
Denmark	1.946	1.585	-18,54	42.991	36.363	-15,42
Sweden	14.248	7.250	-49,12	27.103	13.860	-48,86
Finland	115	17.576	15.196,84	1.271	109.813	8.540,43
Ireland	82.533	91.107	10,39	151.058	218.982	44,97
Italy	153.455	95.757	-37,60	1.991.269	942.910	-52,65
Spain	122.339	10.857	-91,13	153.371	21.520	-85,97
Portugal	5.038	500	-90,07	88.326	2.614	-97,04
Greece	–	7	–	–	46	–
Hungary	2.401	3.407	41,90	11.609	16.339	40,75
Poland	280.394	323.707	15,45	2.446.104	1.452.407	-40,62
Romania	245.400	168.891	-31,18	1.501.636	798.934	-46,80
Latvia	2.461	1.776	-27,84	33.528	78.068	132,84
Estonia	3.156	–	–	55.666	–	–
Czech Republic	4.378	26.083	495,85	8.854	48.943	452,77
Russia Federation	255.438	76.559	-70,03	1.190.642	285.228	-76,04

https://www.bps.go.id

Lanjutan Tabel 3.6

Komoditas/Negara Tujuan	Berat Bersih (kg)		Perub	Nilai FOB (US$)		Perub
	Jan–Jun 2023	Jan–Jun 2024	%	Jan–Jun 2023	Jan–Jun 2024	%
(1)	(2)	(3)	(4)	(5)	(6)	(7)
Barang dari Karet untuk Keperluan Industri	**27.403.140**	**23.048.888**	**-15,89**	**151.258.775**	**152.314.021**	**0,70**
Japan	2.053.753	2.036.272	-0,85	24.670.336	25.244.814	2,33
Hong Kong	44.197	49.121	11,14	1.638.888	1.646.806	0,48
Korea, Republic of	99.163	132.631	33,75	3.058.321	3.658.798	19,63
Taiwan	1.556.231	1.600.410	2,84	3.842.396	5.286.789	37,59
China	217.399	279.759	28,68	3.693.599	4.416.970	19,58
Mongolia	122	91	-25,13	2.782	2.949	6,03
Papua New Guinea	3.028	2.477	-18,20	36.052	88.306	144,94
Thailand	551.970	705.264	27,77	7.656.733	8.540.615	11,54
Singapore	4.649.444	2.205.511	-52,56	23.351.337	22.433.498	-3,93
Philippines	235.522	268.509	14,01	3.311.396	2.545.513	-23,13
Malaysia	381.158	330.330	-13,34	5.303.512	4.924.997	-7,14
Myanmar	1.931	448	-76,81	30.717	2.246	-92,69
Cambodia	2.481	104	-95,81	42.646	3.958	-90,72
Brunei Darussalam	16.133	61.710	282,51	129.650	1.196.371	822,77
Lao People'S Dem. Rep.	482	–	–	7.047	–	–
Nepal	16	11	-33,02	864	4	-99,54
Viet Nam	6.304.949	3.699.690	-41,32	25.502.176	16.378.766	-35,78
Maldives	47	–	–	705	–	–
India	2.292.183	5.102.810	122,62	7.153.689	11.974.452	67,39
Pakistan	99.589	14.772	-85,17	1.361.058	154.713	-88,63
Bangladesh	38.277	29.487	-22,96	326.831	164.023	-49,81
Sri Lanka	26.248	41.315	57,40	94.168	176.170	87,08
Iraq	804	~0	-99,98	2.245	394	-82,45
Iran (Islamic Republic of)	48.005	58.546	21,96	96.058	137.304	42,94
Saudi Arabia	146.595	203.292	38,68	760.133	1.059.903	39,44
Israel	–	9	–	–	1.584	–
Kuwait	48.269	25.937	-46,26	193.624	108.668	-43,88
Jordan	25.876	–	–	53.569	–	–
Lebanon	69.857	36	-99,95	141.216	430	-99,70
Palestina	7	–	–	50	–	–
Yemen	234	791	238,49	7.157	16.543	131,15
Oman	1.011	5.916	485,37	13.647	22.612	65,69
Syria Arab Republic	20.415	7.783	-61,88	87.331	58.368	-33,16
Turkey	228.322	164.748	-27,84	1.018.674	1.119.472	9,89
United Arab Emirates	512.325	250.083	-51,19	1.438.033	1.145.553	-20,34
Qatar	202.136	40.551	-79,94	322.720	78.102	-75,80
Bahrain	496	24	-95,16	1.497	222	-85,15
Cyprus	6.240	–	–	107.883	–	–
Egypt	47.453	57.003	20,13	651.881	451.663	-30,71
Libyan Arab Jamahiriya	2.522.212	933	-99,96	146.092	9.546	-93,47
Morocco	2.341	–	–	15.402	–	–
Tunisia	–	123	–	–	3.750	–
Algeria	47.306	131	-99,72	107.178	4.649	-95,66
Sudan	~0	–	–	1.307	–	–
Ethiopia	~0	4	89.580,00	131	133	1,38
Tanzania, United Rep. of	25.451	16.840	-33,83	143.153	89.525	-37,46
Madagascar	100	570	470,00	50	285	470,00
Kenya	7.000	10.210	45,86	18.240	18.480	1,32
Reunion	142	1	-99,30	823	7	-99,15
Togo	10	–	–	33	–	–
Ghana	7	119	1.600,09	843	4.028	377,77
Liberia	–	2	–	–	719	–
Guinea	4	700	17.409,73	122	4.570	3.639,39
Angola	61.166	119.914	96,05	532.383	1.140.310	114,19
Congo	659	~0	-99,94	3.211	22	-99,30
Nigeria	1.325	169	-87,28	33.480	23.836	-28,80
Sierra Leone	540	–	–	10.816	–	–
Gabon	–	25.228	–	–	210.273	–
Cote D'Ivoire	50.168	1.406	-97,20	412.759	27.494	-93,34
Senegal	79	73	-7,37	475	1.685	254,53
Mauritania	12	2	-83,33	485	140	-71,13
Burkina Faso	79	–	–	5.073	–	–
Seychelles	2	~0	-76,28	12	7	-39,97
Uganda	–	19.371	–	–	37.786	–
South Africa	67.526	63.553	-5,88	144.634	160.148	10,73
Zambia	20	–	–	1.300	–	–
Malawi	9.244	–	–	41.453	–	–
Mauritius	5.160	5	-99,90	10.562	120	-98,86
Democratic Rep. of the Congo	30	–	–	1.760	–	–
Australia	462.222	803.582	73,85	1.054.515	1.786.911	69,45
New Zealand	5.598	2.497	-55,40	19.961	11.527	-42,25
New Caledonia	2.100	25	-98,81	11.560	373	-96,77
Vanuatu	16	159	899,50	74	731	891,21
Cook Islands	–	40	–	–	141	–
Fiji	17	8	-51,93	1.804	858	-52,44
Solomon Islands	276	19	-93,01	1.256	494	-60,65

https://www.bps.go.id

Komoditas/Negara Tujuan	Berat Bersih (kg)		Perub	Nilai FOB (US$)		Perub
	Jan–Jun 2023	Jan–Jun 2024	%	Jan–Jun 2023	Jan–Jun 2024	%
(1)	(2)	(3)	(4)	(5)	(6)	(7)
Tonga	2.159	–	–	569	–	–
East Timor	57.579	41.512	-27,90	162.004	52.650	-67,50
United States	2.564.369	3.074.560	19,90	21.284.875	23.831.377	11,96
Canada	103.663	98.898	-4,60	417.556	400.238	-4,15
Mexico	77.078	150.807	95,65	729.307	1.619.400	122,05
Guatemala	432	18.089	4.087,34	1.980	35.511	1.693,88
Honduras	–	6	–	–	4	–
Nicaragua	199	244	22,28	874	1.143	30,69
Panama	3.987	457	-88,55	60.238	1.876	-96,89
Suriname	650	–	–	8.250	–	–
Chile	5.183	5.531	6,72	75.581	83.420	10,37
Argentina	199.137	89.391	-55,11	728.532	316.220	-56,59
Brazil	169.271	160.249	-5,33	2.286.443	2.516.665	10,07
Colombia	25.260	8.385	-66,81	54.688	60.410	10,46
Bolivia	25.828	6.062	-76,53	61.490	41.270	-32,88
Uruguay	–	911	–	–	6.282	–
Ecuador	3.688	3.851	4,42	32.805	36.009	9,77
Peru	56.909	77.281	35,80	590.531	619.406	4,89
Trinidad and Tobago	281	55	-80,37	3.195	165	-94,83
Bahamas	3	94	2.793,54	12	63	435,16
Jamaica	12	27	135,63	101	250	147,53
Dominican Republic	47.054	22.219	-52,78	80.176	42.290	-47,25
El Salvador	195	–	–	873	–	–
Costa Rica	279	926	231,62	3.434	2.265	-34,02
Haiti	15	–	–	46	–	–
Barbados	193	258	33,82	959	997	3,94
Aruba	5.140	5	-99,90	85.684	23	-99,97
Bermuda	36	42	17,19	47	67	43,68
Cayman Islands	–	3	–	–	27	–
Grenada	13	–	–	49	–	–
Netherlands Antilles	7	21	181,55	25	62	143,59
Saint Lucia	–	6	–	–	29	–
Guadeloupe	7	26	266,34	14	31	121,99
United Kingdom	317.887	407.480	28,18	234.212	364.843	55,77
Netherlands	82.490	91.533	10,96	209.327	381.842	82,41
France	3.517	3.416	-2,88	29.797	96.461	223,72
Germany, Fed. Rep. of	219.273	81.428	-62,86	1.700.796	1.423.287	-16,32
Austria	28	42	51,77	394	454	15,43
Belgium	500	339	-32,13	21.205	14.679	-30,78
Switzerland	9	6	-31,95	139	599	331,08
Denmark	924	1.825	97,45	9.476	18.725	97,61
Norway	29	1	-96,41	2.897	870	-69,98
Sweden	1.242	21	-98,34	1.770	2.267	28,06
Finland	441	7.918	1.696,28	3.951	11.298	185,94
Ireland	88	49	-43,54	7.066	30.439	330,81
Italy	54.602	68.524	25,50	430.693	445.971	3,55
Spain	32.501	32.443	-0,18	281.627	274.938	-2,38
Portugal	22	22	2,33	167	172	2,41
Greece	36.704	3.856	-89,50	260.829	168.009	-35,59
Hungary	4	14	209,09	253	2.494	887,27
Poland	52.040	68.808	32,22	1.817.593	1.868.103	2,78
Romania	352	19.858	5.547,95	9.596	63.443	561,14
Albania	–	1.378	–	–	28.755	–
Azerbaijan	–	1	–	–	57	–
Kazakhstan	70	26	-63,24	3.715	142	-96,18
Turkmenistan	~0	–	–	60	–	–
Uzbekistan	–	3	–	–	9.746	–
Lithuania	–	4	–	–	766	–
Latvia	131	–	–	2.749	–	–
Georgia	65	–	–	4.853	–	–
Malta	12	–	–	422	–	–
Slovakia	674	–	–	4.493	–	–
Slovenia	–	2	–	–	21	–
Czech Republic	44.298	52.205	17,85	548.106	595.754	8,69
Rep. of Macedonia	233	787	237,21	13.206	13.196	-0,08
Russia Federation	3.188	5.862	83,88	157.075	248.412	58,15
Serbia	8	–	–	400	–	–
Barang dari Karet Lainnya	**16.616.513**	**22.227.415**	**33,77**	**102.497.559**	**129.194.915**	**26,05**
Japan	1.281.107	1.647.996	28,64	8.466.930	10.276.981	21,38
Hong Kong	335	4.113	1.126,53	35.764	71.650	100,34
Korea, Republic of	173.117	223.173	28,91	1.156.064	1.322.871	14,43
Taiwan	1.679.510	2.555.964	52,19	6.259.498	9.087.052	45,17
China	2.345.822	2.250.891	-4,05	7.861.863	6.788.574	-13,65
Papua New Guinea	4	3	-25,00	80	26	-67,29
Thailand	191.563	227.322	18,67	672.473	796.514	18,45
Singapore	167.570	197.840	18,06	973.439	1.088.871	11,86
Philippines	35.761	64.351	79,95	1.298.491	1.302.764	0,33

https://www.bps.go.id

Lanjutan Tabel 3.6

Komoditas/Negara Tujuan	Berat Bersih (kg)		Perub	Nilai FOB (US$)		Perub
	Jan–Jun 2023	Jan–Jun 2024	%	Jan–Jun 2023	Jan–Jun 2024	%
(1)	(2)	(3)	(4)	(5)	(6)	(7)
Malaysia	264.360	959.491	262,95	679.176	1.207.353	77,77
Myanmar	90	56	-37,36	524	887	69,17
Cambodia	465	1	-99,78	19.663	96	-99,51
Brunei Darussalam	1.064	1.200	12,78	1.273	960	-24,59
Nepal	–	5	–	–	261	–
Viet Nam	359.649	81.057	-77,46	63.299	142.662	125,38
Maldives	144	2.130	1.374,52	5.357	6.955	29,83
India	195.754	235.330	20,22	1.238.177	931.799	-24,74
Bangladesh	–	63	–	–	431	–
Sri Lanka	–	5	–	–	275	–
Saudi Arabia	–	33.486	–	–	330.506	–
Israel	11.348	100.578	786,30	55.162	386.979	601,53
Lebanon	–	8.608	–	–	30.522	–
Yemen	7.102	7.801	9,84	57.482	75.377	31,13
Oman	28.938	30.846	6,59	570.080	530.936	-6,87
Turkey	154.652	446.214	188,53	489.224	1.240.399	153,54
United Arab Emirates	52.510	118.720	126,09	390.699	1.042.682	166,88
Qatar	–	1.382	–	–	25.912	–
Egypt	–	10.019	–	–	28.000	–
Morocco	17.160	–	–	52.800	–	–
Tunisia	1	–	–	200	–	–
Madagascar	35	144	315,01	347	1.451	317,91
Kenya	–	34	–	–	91	–
Reunion	272	250	-8,14	2.330	3.117	33,74
Ghana	23.756	45.680	92,29	70.788	146.880	107,49
Angola	2.688	–	–	34.407	–	–
Cameroon	880	–	–	7.235	–	–
Senegal	–	18	–	–	150	–
Seychelles	–	11	–	–	118	–
South Africa	84.395	61.694	-26,90	535.802	480.500	-10,32
Mauritius	21	–	–	1.103	–	–
Mayotte	4	–	–	121	–	–
Australia	304.470	342.593	12,52	1.424.481	1.777.289	24,77
New Zealand	30.147	78.451	160,22	112.548	301.918	168,26
Palau	–	178	–	–	62	–
New Caledonia	17	36	114,23	286	977	242,03
Wallis and Futuna Islands	10	–	–	12	–	–
Cook Islands	55	–	–	22	–	–
Kiribati	3	9	200,00	5	17	240,30
East Timor	6.355	10.114	59,15	31.333	28.412	-9,32
United States	5.149.094	6.417.776	24,64	45.860.201	56.806.066	23,87
Canada	119.420	259.037	116,91	1.672.741	3.886.611	132,35
Mexico	281.951	259.592	-7,93	1.080.376	921.859	-14,67
Guatemala	22.575	15.810	-29,97	63.000	63.140	0,22
Honduras	18.644	–	–	67.171	–	–
Panama	9.731	10.915	12,17	136.147	149.522	9,82
Chile	169	20.618	12.112,69	11.521	335.998	2.816,33
Argentina	125	121	-3,11	8.478	8.570	1,08
Brazil	2.712	284.101	10.376,45	18.306	1.150.975	6.187,58
Ecuador	21	43	103,14	1.400	3.270	133,62
Peru	6.635	25	-99,62	52.632	1.925	-96,34
Dominican Republic	–	~0	–	–	1	–
El Salvador	45.583	149.837	228,72	202.996	588.485	189,90
Costa Rica	38.635	20.293	-47,48	132.495	60.507	-54,33
Aruba	268	–	–	2.937	–	–
French Polynesia	5	78	1.469,42	21	986	4.625,57
Guadeloupe	–	6	–	–	63	–
United Kingdom	307.789	316.418	2,80	1.567.317	1.755.754	12,02
Netherlands	277.678	365.585	31,66	1.236.311	1.473.403	19,18
France	340.149	494.402	45,35	1.416.072	1.896.620	33,94
Germany, Fed. Rep. of	1.175.847	1.865.940	58,69	8.917.469	10.298.775	15,49
Austria	4.973	–	–	26.311	–	–
Belgium	343.734	326.549	-5,00	2.385.013	1.808.054	-24,19
Switzerland	7.071	3.905	-44,78	21.750	10.537	-51,56
Denmark	6.043	1.055	-82,54	31.665	23.359	-26,23
Norway	–	~0	–	–	22	–
Sweden	46.699	35.926	-23,07	229.268	162.326	-29,20
Italy	629.713	1.029.552	63,50	2.619.087	4.808.780	83,61
Spain	99.225	160.974	62,23	1.057.751	1.811.669	71,28
Portugal	284	114.413	40.186,09	603	386.969	64.064,45
Greece	60.796	58.768	-3,34	384.378	281.458	-26,78
Poland	28.132	29.257	4,00	112.575	119.009	5,71
Romania	11.271	–	–	45.915	–	–
Ukraine	37	67	81,48	2.308	4.901	112,36
Lithuania	18.898	116.948	518,85	65.858	422.429	541,43
Latvia	25.876	5.942	-77,04	90.266	22.560	-75,01
Georgia	18.700	–	–	57.800	–	–
Croatia	15.318	11.042	-27,91	59.351	43.327	-27,00

https://www.bps.go.id

Komoditas/Negara Tujuan	Berat Bersih (kg)		Perub	Nilai FOB (US$)		Perub
	Jan–Jun 2023	Jan–Jun 2024	%	Jan–Jun 2023	Jan–Jun 2024	%
(1)	(2)	(3)	(4)	(5)	(6)	(7)
Slovenia	81.514	97.456	19,56	287.110	399.792	39,25
Czech Republic	65	7.109	10.823,68	4.421	27.916	531,46
Barang Plastik Lainnya	**14.162.540**	**14.361.002**	**1,40**	**92.128.581**	**100.142.186**	**8,70**
Japan	3.580.132	2.992.700	-16,41	21.995.401	18.391.810	-16,38
Hong Kong	105.973	12.911	-87,82	914.056	366.595	-59,89
Korea, Republic of	75.962	48.917	-35,60	1.524.118	979.133	-35,76
Taiwan	47.890	56.074	17,09	735.409	288.536	-60,77
China	211.982	234.709	10,72	1.338.806	6.606.390	393,45
Mongolia	6	266	4.361,41	59	506	760,73
Macau	24	33	39,89	1.505	505	-66,43
Papua New Guinea	1.302	1.708	31,14	3.772	12.117	221,20
Thailand	375.801	545.839	45,25	3.093.528	3.827.618	23,73
Singapore	1.948.793	2.458.402	26,15	18.708.279	22.958.841	22,72
Philippines	242.328	204.021	-15,81	2.444.966	5.510.800	125,39
Malaysia	509.957	433.036	-15,08	3.313.114	3.209.116	-3,14
Myanmar	5.071	7.448	46,88	73.485	115.945	57,78
Cambodia	19	2.048	10.805,68	1.749	6.096	248,48
Brunei Darussalam	28.207	17.612	-37,56	22.951	19.979	-12,95
Lao People'S Dem. Rep.	27	–	–	328	–	–
Nepal	13	25	85,74	60	340	466,08
Viet Nam	207.036	211.820	2,31	2.129.919	2.460.618	15,53
Maldives	10.723	21.012	95,96	55.175	130.556	136,62
India	224.405	115.141	-48,69	2.370.279	2.135.076	-9,92
Pakistan	6.775	2.941	-56,59	84.796	47.997	-43,40
Bangladesh	1.524	138	-90,95	7.644	2.339	-69,40
Sri Lanka	21.845	1.113	-94,91	22.659	13.505	-40,40
Iran (Islamic Republic of)	100	7.468	7.386,33	716	20.679	2.787,05
Saudi Arabia	984	7.797	692,21	20.059	18.202	-9,26
Israel	4.929	483	-90,21	12.016	47.290	293,57
Kuwait	4.508	2.089	-53,66	11.622	38.531	231,54
Lebanon	96	30	-69,00	8.171	15	-99,82
Yemen	55	2.979	5.277,49	317	6.704	2.014,43
Oman	211	2.270	978,22	4.575	7.867	71,97
Turkey	45.730	29.926	-34,56	663.452	262.777	-60,39
United Arab Emirates	9.324	44.123	373,23	52.772	436.679	727,49
Qatar	921	1.791	94,50	1.808	17.333	858,89
Bahrain	–	151	–	–	1.721	–
Cyprus	1.023	78	-92,38	4.176	277	-93,38
Egypt	22.150	24.563	10,89	595.170	273.828	-53,99
Libyan Arab Jamahiriya	–	433	–	–	428	–
Morocco	4.826	1.380	-71,40	26.809	26.185	-2,33
Algeria	1	443	81.491,34	8.156	12.531	53,63
Sudan	~0	–	–	807	–	–
Ethiopia	2	~0	-99,71	385	321	-16,66
Tanzania, United Rep. of	1.083	6.010	454,86	13.705	1.635	-88,07
Madagascar	1.117	6.980	524,82	4.177	19.705	371,77
Somalia	3.330	14.700	341,44	3.108	10.024	222,52
Kenya	13	186	1.298,44	61	724	1.087,38
Reunion	34.160	37.995	11,23	124.755	129.799	4,04
Mozambique	–	1.470	–	–	2.614	–
Togo	7.785	3.759	-51,71	36.400	7.877	-78,36
Ghana	253	2.837	1.021,65	1.950	12.307	531,11
Guinea	12	–	–	51	–	–
Angola	4	–	–	20	–	–
Congo	1.656	434	-73,80	4.285	1.828	-57,34
Nigeria	149	556	272,17	4.617	4.216	-8,69
Gabon	~0	5	1.042,86	63	135	115,11
Cote D'Ivoire	8.962	3.203	-64,26	18.722	8.451	-54,86
Senegal	4.926	9.577	94,43	12.957	15.388	18,76
Benin	7.350	8.630	17,41	35.167	36.650	4,22
Seychelles	6.757	1.037	-84,65	19.887	21.195	6,58
Uganda	–	8	–	–	580	–
Djibouti	5.126	20	-99,61	15.433	135	-99,13
Swaziland	5	–	–	20	–	–
South Africa	58.629	44.489	-24,12	904.296	490.456	-45,76
Comoros	–	241	–	–	3.690	–
Mauritius	3.830	3.815	-0,38	37.691	23.623	-37,33
Mayotte	150	314	109,25	320	1.744	444,95
Australia	1.024.855	915.573	-10,66	3.336.739	3.501.705	4,94
New Zealand	3.420	15.556	354,92	29.073	56.037	92,75
Micronesia, Fed. States of	426	–	–	53	–	–
Guam	444	172	-61,19	6.201	2.175	-64,92
Palau	–	3.118	–	–	21.134	–
New Caledonia	1.827	1.994	9,16	19.435	20.914	7,61
Northern Mariana Islands	400	–	–	2.396	–	–
Vanuatu	334	135	-59,57	2.691	710	-73,61
Wallis and Futuna Islands	378	55	-85,45	2.774	431	-84,48

https://www.bps.go.id

Lanjutan Tabel 3.6

Komoditas/Negara Tujuan	Berat Bersih (kg)		Perub	Nilai FOB (US$)		Perub
	Jan–Jun 2023	Jan–Jun 2024	%	Jan–Jun 2023	Jan–Jun 2024	%
(1)	(2)	(3)	(4)	(5)	(6)	(7)
Cook Islands	73	502	587,87	517	1.766	241,82
Fiji	5.403	6.911	27,91	33.268	35.023	5,28
Kiribati	1.100	2.540	130,86	5.417	18.825	247,51
Samoa	–	1.210	–	–	2.972	–
Solomon Islands	1.935	4.099	111,87	5.725	9.973	74,21
East Timor	913.356	893.215	-2,21	1.332.665	911.459	-31,61
United States	846.403	803.498	-5,07	7.852.995	7.491.701	-4,60
Canada	75.622	101.374	34,05	420.619	355.460	-15,49
Mexico	176.621	467.900	164,92	897.558	4.238.561	372,23
Guatemala	2	513	30.340,68	44	5.158	11.716,95
Honduras	9.343	8.265	-11,54	47.182	32.064	-32,04
Nicaragua	–	38.723	–	–	76.285	–
Panama	390	189	-51,51	8.114	2.030	-74,98
Curacao	2.150	861	-59,93	1.630	2.834	73,81
Suriname	–	307	–	–	1.023	–
Chile	113.195	353.166	212,00	271.172	771.857	184,64
Argentina	27.035	20.616	-23,74	70.482	23.653	-66,44
Brazil	128.302	140.869	9,79	530.190	412.064	-22,28
Colombia	8.539	12.650	48,15	41.169	59.434	44,37
Bolivia	2	–	–	43	–	–
Uruguay	116.955	75.187	-35,71	805.278	901.684	11,97
Paraguay	52.020	–	–	605.463	–	–
Ecuador	19.413	19.268	-0,75	45.130	47.302	4,81
Peru	625.782	608.885	-2,70	1.175.524	1.107.691	-5,77
Guyana	–	402	–	–	1.071	–
Trinidad and Tobago	8	–	–	247	–	–
Jamaica	662	750	13,36	9.483	3.323	-64,96
Puerto Rico	376	704	87,23	4.824	2.268	-52,98
Belize	–	629	–	–	5.080	–
Dominican Republic	882	4.597	420,96	2.136	23.463	998,24
El Salvador	155	20.237	12.956,13	1.445	46.325	3.104,97
Costa Rica	5.104	5.011	-1,83	24.616	21.174	-13,98
Barbados	453	–	–	880	–	–
Antigua and Barbuda	21	149	609,67	80	580	621,02
Aruba	1	12	1.454,58	15	676	4.551,98
Bermuda	258	51	-80,23	922	2.610	183,20
Cayman Islands	50	280	460,00	423	313	-25,94
Dominica	420	–	–	1.694	–	–
French Polynesia	2.679	3.610	34,77	18.548	34.169	84,21
Grenada	–	110	–	–	4.303	–
Martinique	1.394	1.088	-21,95	3.867	5.775	49,35
Netherlands Antilles	1.046	139	-86,74	4.737	1.302	-72,52
Turks and Caicos Islands	–	76	–	–	4.562	–
Guadeloupe	1.769	3.268	84,75	13.119	21.387	63,03
Virgin Islands (British)	1.078	184	-82,95	11.681	1.280	-89,04
U.S. Virgin Islands	–	1	–	–	10	–
United Kingdom	190.660	103.732	-45,59	3.103.776	2.407.592	-22,43
Netherlands	1.355.023	1.353.018	-0,15	3.738.370	3.684.797	-1,43
France	166.618	250.461	50,32	890.273	1.156.228	29,87
Germany, Fed. Rep. of	75.314	42.214	-43,95	2.494.500	815.415	-67,31
Austria	2.540	910	-64,17	223.676	83.790	-62,54
Belgium	33.340	22.017	-33,96	309.100	248.837	-19,50
Switzerland	1.061	1.369	28,96	29.790	20.875	-29,93
Luxembourg	–	1	–	–	108	–
Gibraltar	–	1	–	–	160	–
Denmark	85.296	109.069	27,87	303.502	287.802	-5,17
Norway	825	244	-70,46	4.057	5.418	33,54
Sweden	3.691	22.675	514,29	75.578	71.911	-4,85
Finland	–	21.436	–	–	44.192	–
Ireland	301	1.277	324,66	30.181	38.668	28,12
Italy	22.179	71.132	220,72	173.402	616.088	255,29
Spain	113.718	95.745	-15,80	548.999	457.903	-16,59
Portugal	36.448	6.935	-80,97	301.057	33.784	-88,78
Iceland	30	–	–	66	–	–
Greece	12.466	19.325	55,02	150.487	284.358	88,96
Hungary	2.685	534	-80,12	6.600	2.528	-61,70
Poland	11.366	4.786	-57,89	191.235	131.093	-31,45
Romania	5.204	7.652	47,04	88.327	89.216	1,01
Bulgaria	1.287	132	-89,73	4.099	1.519	-62,94
Albania	–	13	–	–	24	–
Azerbaijan	–	1	–	–	26	–
Kazakhstan	–	~0	–	–	3	–
Kyrgyzstan	10	–	–	64	–	–
Uzbekistan	~0	–	–	1	–	–
Lithuania	2.703	3.877	43,44	8.063	14.418	78,82
Latvia	225	15.357	6.733,41	33.116	160.126	383,54
Estonia	55	500	808,81	199	843	324,40
Croatia	8.255	6.152	-25,47	46.730	32.935	-29,52

https://www.bps.go.id

Komoditas/Negara Tujuan	Berat Bersih (kg)		Perub	Nilai FOB (US$)		Perub
	Jan–Jun 2023	Jan–Jun 2024	%	Jan–Jun 2023	Jan–Jun 2024	%
(1)	(2)	(3)	(4)	(5)	(6)	(7)
Malta	2.433	650	-73,26	12.669	9.847	-22,27
Slovakia	–	132	–	–	6.000	–
Slovenia	2.142	867	-59,52	33.878	7.908	-76,66
Czech Republic	6.552	17.844	172,33	153.726	75.304	-51,01
Russia Federation	2.082	782	-62,45	34.044	5.494	-83,86
Serbia	–	415	–	–	4.092	–
Montenegro	–	916	–	–	2.729	–
Perlengkapan dan Peralatan Rumah	**5.932.608**	**6.589.248**	**11,07**	**58.614.711**	**33.595.304**	**-42,68**
Japan	690.858	523.252	-24,26	3.168.378	2.090.479	-34,02
Hong Kong	105.916	156.060	47,34	236.354	245.942	4,06
Korea, Republic of	13.091	19.746	50,84	211.581	293.481	38,71
Taiwan	5.215	2.824	-45,84	26.568	35.413	33,29
China	75.325	87.919	16,72	379.452	347.204	-8,50
Mongolia	–	550	–	–	1.929	–
Papua New Guinea	35.712	33.743	-5,52	129.337	89.668	-30,67
Thailand	12.940	20.966	62,03	55.291	167.248	202,49
Singapore	635.423	175.456	-72,39	23.828.972	1.915.151	-91,96
Philippines	277.659	220.116	-20,72	1.467.939	1.141.507	-22,24
Malaysia	378.875	250.222	-33,96	1.323.994	1.427.991	7,85
Cambodia	575	620	7,74	1.824	1.959	7,41
Brunei Darussalam	11.065	12.312	11,27	56.104	69.759	24,34
Nepal	10.162	–	–	40.074	–	–
Viet Nam	279.958	161.193	-42,42	838.003	374.211	-55,34
Maldives	12.580	20.436	62,45	46.225	65.625	41,97
India	127.400	112.580	-11,63	1.627.004	1.307.843	-19,62
Pakistan	73.262	27.964	-61,83	163.587	63.976	-60,89
Sri Lanka	78	11.854	15.097,37	100	17.850	17.749,70
Saudi Arabia	114.882	163.361	42,20	359.876	466.880	29,73
Israel	–	246	–	–	1.872	–
Kuwait	8.302	4.263	-48,65	23.643	6.901	-70,81
Lebanon	1.811	–	–	19.450	–	–
Yemen	40.660	14.652	-63,96	179.262	41.118	-77,06
Oman	–	122	–	–	375	–
Turkey	36.306	41.719	14,91	259.661	368.850	42,05
United Arab Emirates	188.915	168.731	-10,68	1.088.409	1.205.053	10,72
Qatar	34.623	50.644	46,27	127.354	221.584	73,99
Bahrain	12.994	9.000	-30,74	34.450	30.365	-11,86
Morocco	–	20	–	–	150	–
Tanzania, United Rep. of	–	4.801	–	–	10.640	–
Somalia	8.487	–	–	34.015	–	–
Togo	1.719	–	–	8.097	–	–
Ghana	6.290	6.964	10,72	10.005	33.786	237,69
Congo	2	–	–	35	–	–
Cameroon	26.258	4.495	-82,88	68.387	13.869	-79,72
Nigeria	912	7.117	680,60	1.893	17.648	832,29
Cote D'Ivoire	3.730	1	-99,97	19.446	6	-99,97
Senegal	23.804	14.377	-39,60	86.104	55.544	-35,49
Mali	–	6.997	–	–	8.011	–
Burkina Faso	2.632	6.857	160,55	12.583	33.129	163,27
Seychelles	973	2.653	172,66	4.585	7.161	56,17
Djibouti	200	8.824	4.312,05	530	37.711	7.020,56
South Africa	78.899	150.000	90,12	300.614	610.579	103,11
Comoros	–	41	–	–	582	–
Mauritius	14.219	4.921	-65,39	37.632	23.287	-38,12
Australia	71.077	316.174	344,83	933.557	1.218.929	30,57
New Zealand	413	3.160	665,74	16.944	13.467	-20,52
Palau	–	19	–	–	85	–
New Caledonia	243	132	-45,95	829	386	-53,45
Saint Vincent and the Grenadines	–	99	–	–	8.540	–
Wallis and Futuna Islands	90	–	–	579	–	–
Fiji	1.068	4.066	280,86	3.682	14.508	294,01
Kiribati	–	22	–	–	~0	–
East Timor	387.412	403.174	4,07	306.267	455.189	48,63
United States	1.714.107	2.741.816	59,96	16.380.775	14.539.276	-11,24
Canada	81.414	79.186	-2,74	1.097.229	778.569	-29,04
Mexico	6.807	182.272	2.577,75	86.177	58.606	-31,99
Guatemala	2.556	922	-63,92	24.094	9.503	-60,56
Honduras	395	191	-51,48	5.140	2.664	-48,18
Panama	944	921	-2,36	13.311	9.962	-25,16
Suriname	932	2.041	118,91	6.501	14.017	115,61
Chile	4.558	5.811	27,47	58.536	73.714	25,93
Argentina	2.059	2.403	16,72	27.589	32.656	18,37
Brazil	16.190	16.659	2,89	204.295	241.400	18,16
Colombia	2.214	781	-64,74	26.422	8.304	-68,57
Paraguay	–	4.742	–	–	23.021	–
Ecuador	1.411	912	-35,33	17.450	11.353	-34,94
Peru	2.829	3.858	36,38	31.723	38.495	21,35

https://www.bps.go.id

Lanjutan Tabel 3.6

Komoditas/Negara Tujuan	Berat Bersih (kg)		Perub	Nilai FOB (US$)		Perub
	Jan–Jun 2023	Jan–Jun 2024	%	Jan–Jun 2023	Jan–Jun 2024	%
(1)	(2)	(3)	(4)	(5)	(6)	(7)
Guyana	11.228	10.084	-10,18	23.060	20.038	-13,10
Puerto Rico	18.384	5.085	-72,34	247.768	51.458	-79,23
Dominican Republic	2.235	974	-56,42	30.031	9.725	-67,62
El Salvador	230	629	173,96	3.334	6.156	84,67
Costa Rica	591	624	5,51	7.710	6.558	-14,95
French Polynesia	–	2.449	–	–	6.911	–
United Kingdom	–	12.657	–	–	74.304	–
Netherlands	130.247	144.620	11,04	1.523.412	1.762.724	15,71
France	2.589	717	-72,29	6.244	12.645	102,50
Germany, Fed. Rep. of	914	1.866	104,16	6.177	13.407	117,05
Belgium	9	1.627	17.972,44	16	17.473	111.908,06
Switzerland	17	26	56,06	115	3.289	2.759,57
Denmark	306	351	14,76	2.464	2.888	17,19
Italy	19	6	-69,35	328	6	-98,17
Spain	22	20	-9,09	59	150	156,41
Portugal	1.453	3.492	140,28	14.302	31.893	123,00
Hungary	47.041	58.516	24,39	565.341	682.617	20,74
Poland	20.707	35.795	72,86	226.019	308.615	36,54
Azerbaijan	–	14.194	–	–	44.093	–
Ukraine	–	2	–	–	30	–
Uzbekistan	14.702	–	–	42.942	–	–
Lithuania	–	58	–	–	345	–
Latvia	49	–	–	447	–	–
Russia Federation	32.433	17.474	-46,12	397.022	135.002	-66,00
Karet Asap	**20.305.127**	**16.390.764**	**-19,28**	**31.820.315**	**33.276.841**	**4,58**
Japan	3.412.719	1.783.575	-47,74	5.491.143	3.694.253	-32,72
China	2.373.828	2.270.898	-4,34	3.566.441	4.525.232	26,88
Singapore	23	19	-21,12	6	32	401,87
Philippines	40.320	20.160	-50,00	61.690	35.280	-42,81
Viet Nam	109.836	36.612	-66,67	167.500	57.277	-65,80
India	1.775.682	384.426	-78,35	2.736.137	850.314	-68,92
Turkey	470.400	307.200	-34,69	715.104	580.992	-18,75
United States	6.032.700	7.059.180	17,02	9.578.957	14.888.135	55,43
Canada	628.560	547.020	-12,97	988.529	1.088.838	10,15
Mexico	120.960	–	–	194.393	–	–
Brazil	56.706	58.560	3,27	87.189	118.810	36,27
United Kingdom	40.320	–	–	65.722	–	–
Netherlands	1.118.700	183.060	-83,64	1.729.144	373.036	-78,43
France	772.560	609.840	-21,06	1.209.249	1.114.733	-7,82
Germany, Fed. Rep. of	512.480	262.100	-48,86	828.324	467.006	-43,62
Belgium	38.406	–	–	57.380	–	–
Italy	813.600	691.560	-15,00	1.287.624	1.306.459	1,46
Spain	569.520	488.160	-14,29	873.379	903.259	3,42
Poland	20.160	60.480	200,00	35.280	129.830	268,00
Lithuania	20.160	–	–	31.853	–	–
Latvia	54.918	91.530	66,67	84.299	197.705	134,53
Slovenia	1.084.590	1.463.160	34,90	1.665.218	2.803.413	68,35
Russia Federation	237.978	73.224	-69,23	365.755	142.238	-61,11
Pipa Plastik dan Perlengkapannya	**6.894.084**	**25.506.021**	**269,97**	**29.691.461**	**28.362.186**	**-4,48**
Japan	1.326.735	1.525.934	15,01	6.808.662	6.790.269	-0,27
Hong Kong	8	4	-49,33	50	778	1.455,56
Korea, Republic of	1.043.389	1.000.229	-4,14	4.005.090	3.632.848	-9,29
Taiwan	14.932	8.753	-41,38	21.790	11.759	-46,03
China	10.266	9.623	-6,27	132.303	377.981	185,69
Mongolia	12	34	180,78	985	954	-3,17
Papua New Guinea	12.438	123	-99,01	560.610	775	-99,86
Thailand	394.271	380.414	-3,51	1.302.459	1.756.135	34,83
Singapore	221.095	519.550	134,99	1.123.413	1.622.589	44,43
Philippines	118.160	31.731	-73,15	80.219	232.504	189,84
Malaysia	105.487	18.688.722	17.616,58	740.901	870.226	17,46
Cambodia	2	18	951,43	6	160	2.403,91
Brunei Darussalam	221	212	-3,83	1.047	997	-4,78
Viet Nam	132.042	34.262	-74,05	1.152.748	525.629	-54,40
Maldives	1.293	481	-62,80	3.890	1.466	-62,30
India	177.617	109.473	-38,37	2.325.822	1.952.518	-16,05
Pakistan	–	1	–	–	135	–
Bangladesh	35	–	–	5	–	–
Sri Lanka	–	34	–	–	201	–
Iran (Islamic Republic of)	378	–	–	1.796	–	–
Saudi Arabia	196.634	38.410	-80,47	77.384	11.881	-84,65
Israel	5.954	24.195	306,38	12.203	43.974	260,36
Kuwait	10.780	15.531	44,07	51.553	67.999	31,90
Oman	–	3	–	–	6	–
Turkey	–	1	–	–	592	–
United Arab Emirates	52.194	40.731	-21,96	180.470	156.298	-13,39
Qatar	109.110	8.968	-91,78	44.118	32.005	-27,46

https://www.bps.go.id

Komoditas/Negara Tujuan	Berat Bersih (kg)		Perub	Nilai FOB (US$)		Perub
	Jan–Jun 2023	Jan–Jun 2024	%	Jan–Jun 2023	Jan–Jun 2024	%
(1)	(2)	(3)	(4)	(5)	(6)	(7)
Egypt	6.377	8.687	36,22	21.275	27.186	27,78
Morocco	–	8	–	–	73	–
Tanzania, United Rep. of	–	1	–	–	28	–
Kenya	2.586	2.399	-7,24	7.341	11.239	53,09
Mozambique	~0	–	–	2	–	–
Congo	191	–	–	7.707	–	–
Cameroon	–	9.025	–	–	29.655	–
Nigeria	39.019	64.252	64,67	286.960	369.982	28,93
Cote D'Ivoire	214	–	–	9.583	–	–
Senegal	–	37	–	–	750	–
Mali	5	–	–	57	–	–
South Africa	3.922	265	-93,23	19.886	1.849	-90,70
Comoros	–	279	–	–	2.791	–
Democratic Rep. of the Congo	4.505	4.505	0,00	14.479	14.050	-2,96
Australia	306.686	269.992	-11,96	2.023.284	1.815.612	-10,26
New Zealand	327.327	110.004	-66,39	1.932.357	432.270	-77,63
New Caledonia	–	250	–	–	5.338	–
Solomon Islands	–	30	–	–	100	–
Tonga	1.018	–	–	1.868	–	–
East Timor	400.342	195.861	-51,08	590.391	223.312	-62,18
United States	1.709.494	2.328.540	36,21	5.463.817	6.749.878	23,54
Mexico	8.475	5.101	-39,81	89.060	252.870	183,93
Panama	–	~0	–	–	2	–
Cuba	–	463	–	–	24.258	–
Chile	35.461	61.111	72,33	163.605	285.201	74,32
Argentina	–	12	–	–	354	–
Brazil	8.600	3.034	-64,72	25.598	1.178	-95,40
Peru	~0	–	–	4	–	–
Puerto Rico	–	~0	–	–	2	–
Dominican Republic	–	3.416	–	–	8.531	–
French Polynesia	115	232	101,41	161	1.421	782,88
United Kingdom	17	–	–	1.591	–	–
Netherlands	167	20	-88,02	3.716	2	-99,94
France	–	15	–	–	162	–
Germany, Fed. Rep. of	3.502	9	-99,75	17.167	33	-99,81
Belgium	–	10	–	–	888	–
Switzerland	–	~0	–	–	28	–
Luxembourg	–	1	–	–	47	–
Denmark	12	–	–	681	–	–
Sweden	4.137	486	-88,24	7.692	2.604	-66,15
Italy	1.012	421	-58,45	7.000	8.555	22,21
Spain	4.746	–	–	27.082	–	–
Hungary	93.102	7	-99,99	341.112	65	-99,98
Poland	–	113	–	–	1.194	–
Romania	3	–	–	458	–	–
Russia Federation	~0	–	–	4	–	–
Barang dari Plastik untuk Bangunan	**2.718.379**	**3.032.082**	**11,54**	**9.927.947**	**10.360.678**	**4,36**
Japan	358.650	340.406	-5,09	1.279.374	988.962	-22,70
Hong Kong	2.253	19.709	774,89	23.253	22.514	-3,18
Korea, Republic of	1.932	617	-68,08	9.858	6.478	-34,28
Taiwan	555	196	-64,63	5.155	2.502	-51,47
China	123	21.880	17.659,88	345	37.769	10.860,31
Papua New Guinea	23.703	21.166	-10,70	34.610	44.985	29,98
Thailand	602.814	432.886	-28,19	1.555.741	991.183	-36,29
Singapore	94.474	178.060	88,47	479.990	785.903	63,73
Philippines	113.133	182.114	60,97	290.774	441.034	51,68
Malaysia	142.818	191.730	34,25	328.344	399.019	21,52
Myanmar	94.805	16.975	-82,10	168.465	34.437	-79,56
Cambodia	15.818	150	-99,05	166.274	550	-99,67
Brunei Darussalam	2.337	386	-83,47	9.621	3.533	-63,28
Viet Nam	31.652	54.633	72,60	178.987	140.817	-21,33
Maldives	10.774	87.914	715,94	56.085	592.821	957,01
India	10.685	93.798	777,86	160.310	537.853	235,51
Pakistan	–	182	–	–	2.750	–
Bangladesh	321	1.739	441,22	3.159	15.913	403,71
Sri Lanka	41	514	1.157,28	56	50.349	89.809,65
Saudi Arabia	15.784	16.021	1,50	43.324	49.504	14,27
Israel	–	1.606	–	–	67.140	–
Kuwait	9	–	–	63	–	–
Lebanon	–	69	–	–	1.792	–
Turkey	240	18	-92,50	2.685	405	-84,92
United Arab Emirates	517	1.243	140,25	8.389	14.553	73,48
Qatar	422	1.886	346,73	3.450	17.904	418,94
Bahrain	–	246	–	–	1.081	–
Morocco	174	–	–	2.511	–	–
Tanzania, United Rep. of	–	4.104	–	–	6.000	–
Kenya	960	6.230	549,00	5.900	42.083	613,27

https://www.bps.go.id

Lanjutan Tabel 3.6

Komoditas/Negara Tujuan	Berat Bersih (kg)		Perub	Nilai FOB (US$)		Perub
	Jan–Jun 2023	Jan–Jun 2024	%	Jan–Jun 2023	Jan–Jun 2024	%
(1)	(2)	(3)	(4)	(5)	(6)	(7)
Togo	110	–	–	30	–	–
Nigeria	63.436	60.210	-5,09	179.689	160.765	-10,53
Senegal	871	–	–	4	–	–
Mauritania	129	–	–	1.684	–	–
Gambia	16.957	17.040	0,49	14.181	13.135	-7,38
Seychelles	17	693	3.977,89	400	2.037	409,83
South Africa	5	–	–	4	–	–
Comoros	–	17.143	–	–	70.901	–
Australia	319.551	354.536	10,95	1.413.930	1.735.862	22,77
New Zealand	4.201	2.935	-30,14	52.846	18.021	-65,90
Fiji	–	3.386	–	–	32.602	–
East Timor	324.436	480.557	48,12	317.350	396.887	25,06
United States	271.856	254.756	-6,29	1.975.011	1.659.282	-15,99
Canada	2.206	2.730	23,75	10.125	24.960	146,52
Mexico	–	210	–	–	144	–
Guatemala	–	228	–	–	4.059	–
Suriname	192	–	–	2.629	–	–
Argentina	4	–	–	38	–	–
Dominican Republic	–	2.699	–	–	42.778	–
Costa Rica	17.069	257	-98,50	88.435	1.943	-97,80
Cayman Islands	2.492	1.502	-39,73	29.066	9.053	-68,85
French Polynesia	228	935	310,09	2.404	3.434	42,88
Grenada	–	3.490	–	–	23.768	–
United Kingdom	144.057	120.473	-16,37	860.312	663.278	-22,90
Netherlands	11.877	9.272	-21,93	88.096	49.891	-43,37
France	387	3.313	757,03	5.840	20.915	258,13
Germany, Fed. Rep. of	–	426	–	–	2.291	–
Belgium	–	12	–	–	365	–
Switzerland	8	–	–	185	–	–
Denmark	73	392	434,64	101	3.437	3.320,38
Ireland	–	14	–	–	4.104	–
Italy	6.743	8.464	25,52	30.496	39.767	30,40
Spain	4.695	4.362	-7,09	27.989	52.229	86,61
Greece	–	202	–	–	630	–
Poland	1.762	1.626	-7,72	9.341	8.742	-6,41
Romania	–	3.741	–	–	15.561	–
Lithuania	21	–	–	1.040	–	–
Barang dari Karet untuk Keperluan Rumah	**3.179.570**	**2.572.863**	**-19,08**	**6.278.437**	**5.109.316**	**-18,62**
Japan	42.332	39.809	-5,96	92.817	49.657	-46,50
Hong Kong	23	29	28,11	66	239	261,68
Korea, Republic of	100.821	119.761	18,78	165.096	214.687	30,04
Taiwan	26.686	574	-97,85	45.295	3.053	-93,26
China	732.420	225.580	-69,20	2.284.443	802.745	-64,86
Papua New Guinea	2	7.038	400.008,36	28	385	1.295,03
Thailand	47	5.657	11.888,82	1.597	100.294	6.179,57
Singapore	50.728	13.810	-72,78	225.329	143.391	-36,36
Philippines	2.812	2.822	0,35	15.923	18.347	15,22
Malaysia	16.764	8.013	-52,20	42.660	67.872	59,10
Myanmar	3	–	–	42	–	–
Brunei Darussalam	–	50	–	–	865	–
Viet Nam	819	3.573	336,21	27.342	33.994	24,33
Maldives	170	399	134,46	462	777	68,18
India	29	35.589	123.178,23	801	27.518	3.336,01
Pakistan	–	229	–	–	43.252	–
Bangladesh	1	~0	-93,13	5	1	-85,22
Sri Lanka	22.741	13.446	-40,87	77.120	41.728	-45,89
Iran (Islamic Republic of)	12	–	–	133	–	–
Saudi Arabia	102	2.507	2.358,33	1.185	10.341	772,64
Kuwait	–	9	–	–	110	–
Oman	3	–	–	8	–	–
Turkey	–	620	–	–	5.195	–
United Arab Emirates	12	541	4.567,07	990	3.572	261,02
Bahrain	12	–	–	28	–	–
Congo	12	–	–	17	–	–
Australia	11.354	7.263	-36,04	41.141	33.427	-18,75
New Zealand	70.600	32.579	-53,85	149.623	59.082	-60,51
East Timor	181.976	79.015	-56,58	35.587	35.486	-0,28
United States	605.560	761.901	25,82	959.114	1.283.153	33,79
Canada	332.561	75.084	-77,42	499.438	119.513	-76,07
Mexico	8	~0	-96,38	34	1	-98,19
Guatemala	123	72	-41,25	656	516	-21,39
Panama	1	–	–	60	–	–
Chile	–	44.885	–	–	72.140	–
Brazil	2.719	22.680	734,04	82.860	203.361	145,43
Colombia	41	1.461	3.442,10	136	5.699	4.085,68
Bolivia	73	–	–	437	–	–
Uruguay	24.257	–	–	27.566	–	–

https://www.bps.go.id

Komoditas/Negara Tujuan	Berat Bersih (kg)		Perub	Nilai FOB (US$)		Perub
	Jan–Jun 2023	Jan–Jun 2024	%	Jan–Jun 2023	Jan–Jun 2024	%
(1)	(2)	(3)	(4)	(5)	(6)	(7)
Peru	~0	2	357,40	38	16	-58,60
Trinidad and Tobago	27	–	–	279	–	–
El Salvador	2	4.600	215.862,44	7	6.408	93.864,81
Costa Rica	1	–	–	75	–	–
Barbados	14	–	–	274	–	–
United Kingdom	94.622	95.019	0,42	202.593	199.743	-1,41
Netherlands	332.156	362.919	9,26	492.089	574.310	16,71
France	236.162	304.196	28,81	364.167	463.266	27,21
Germany, Fed. Rep. of	60.829	59.423	-2,31	119.948	151.538	26,34
Austria	–	~0	–	–	5	–
Belgium	17.803	–	–	27.264	–	–
Denmark	101.811	136.534	34,11	127.066	174.397	37,25
Norway	5.018	–	–	8.048	–	–
Sweden	16.109	28.149	74,74	24.266	37.215	53,37
Finland	23.078	10.830	-53,07	36.158	17.968	-50,31
Ireland	17.650	–	–	31.622	–	–
Italy	33.730	32.653	-3,19	40.686	36.531	-10,21
Spain	–	8.215	–	–	8.510	–
Lithuania	14.735	15.440	4,78	25.821	26.675	3,31
Estonia	–	9.850	–	–	9.821	–
Czech Republic	–	10	–	–	21	–
Russia Federation	–	25	–	–	22.491	–
Ban Vulkanisir	**1.903.147**	**1.793.188**	**-5,78**	**4.472.371**	**3.858.561**	**-13,72**
Japan	101.985	46.423	-54,48	397.574	161.492	-59,38
Hong Kong	28.270	8.498	-69,94	182.404	38.755	-78,75
Korea, Republic of	492.960	393.907	-20,09	1.010.902	791.256	-21,73
Taiwan	–	5.404	–	–	2.181	–
China	60.525	37.904	-37,37	88.209	65.005	-26,31
Papua New Guinea	–	36	–	–	276	–
Thailand	148.099	297.906	101,15	957.772	327.125	-65,85
Singapore	81.619	19.640	-75,94	377.483	50.485	-86,63
Philippines	42.830	17.132	-60,00	200.393	43.851	-78,12
Malaysia	56.999	714	-98,75	94.576	952	-98,99
Viet Nam	51.964	62.298	19,89	205.125	219.944	7,22
Maldives	10	887	8.514,08	21	1.698	7.843,69
India	135.128	407	-99,70	6.000	1.243	-79,28
Pakistan	182.324	–	–	20.450	–	–
Bangladesh	319	–	–	529	–	–
Iraq	16.891	–	–	30.085	–	–
Saudi Arabia	28.935	44.429	53,55	57.907	77.927	34,57
Jordan	1.816	7.572	317,06	3.980	14.408	262,02
Lebanon	12.131	3.113	-74,34	23.931	6.517	-72,77
Yemen	4.526	1.008	-77,72	10.886	1.958	-82,01
Turkey	5.587	25.397	354,56	14.859	59.640	301,37
United Arab Emirates	57.580	44.028	-23,54	2.400	96.897	3.937,38
Bahrain	49	–	–	128	–	–
Cyprus	132	–	–	416	–	–
Egypt	112.440	106.665	-5,14	192.343	198.869	3,39
Libyan Arab Jamahiriya	39	–	–	98	–	–
Tanzania, United Rep. of	13.133	20.008	52,35	28.237	42.618	50,93
Kenya	70.483	50.444	-28,43	137.136	94.009	-31,45
Central African Republic	10	–	–	4.934	–	–
Australia	–	25.257	–	–	60.877	–
Fiji	6.554	5.141	-21,57	16.079	12.392	-22,93
East Timor	38.756	74.874	93,19	43.049	110.392	156,43
United States	45.995	252.280	448,50	135.826	812.503	498,20
Canada	130	–	–	600	–	–
Mexico	–	12.241	–	–	32.117	–
Panama	72	408	467,22	444	1.095	146,43
Suriname	552	816	47,73	1.011	1.495	47,85
Brazil	29.384	62.407	112,39	53.018	125.737	137,16
United Kingdom	2.303	44.377	1.827,01	5.840	116.579	1.896,09
Netherlands	1.082	996	-7,95	6.207	5.503	-11,34
Denmark	1	–	–	32	–	–
Ireland	34.858	33.839	-2,92	79.508	72.835	-8,39
Spain	8	2.256	28.976,29	23	6.308	26.767,21
Portugal	16.897	16.248	-3,84	36.712	39.629	7,95
Greece	2.864	50.680	1.669,63	6.244	124.069	1.886,94
Croatia	16.907	17.546	3,78	38.999	39.924	2,37
Semen	**5.391.063.756**	**5.874.727.236**	**8,97**	**205.077.521**	**190.433.342**	**-7,14**
Japan	88.074	132.000	49,87	16.045	25.082	56,33
Hong Kong	672.000	224.000	-66,67	81.715	28.723	-64,85
Taiwan	280.510.000	646.068.000	130,32	11.125.821	21.297.438	91,42
China	132.024	–	–	16.423	–	–
Papua New Guinea	39.681.522	37.592.813	-5,26	2.008.980	1.800.619	-10,37
Thailand	4.200	–	–	6.090	–	–

https://www.bps.go.id

Lanjutan Tabel 3.6

Komoditas/Negara Tujuan	Berat Bersih (kg)		Perub	Nilai FOB (US$)		Perub
	Jan–Jun 2023	Jan–Jun 2024	%	Jan–Jun 2023	Jan–Jun 2024	%
(1)	(2)	(3)	(4)	(5)	(6)	(7)
Singapore	1.977	1.286	-34,95	11.110	20.989	88,92
Philippines	347.238.043	287.355.938	-17,25	13.607.414	9.337.145	-31,38
Malaysia	25.050.400	109.741.028	338,08	905.232	3.457.565	281,95
Cambodia	660.000	–	–	74.903	–	–
Brunei Darussalam	102.298.982	–	–	3.671.510	–	–
Viet Nam	9.936.000	6.318.000	-36,41	1.167.168	737.351	-36,83
Maldives	–	64.601.000	–	–	2.624.739	–
Bangladesh	3.067.996.726	3.589.693.000	17,00	109.980.193	105.924.005	-3,69
Sri Lanka	80.174.171	–	–	3.254.011	–	–
United Arab Emirates	–	1	–	–	43	–
Ghana	–	53.965.000	–	–	1.511.020	–
Benin	–	76.030.000	–	–	2.138.724	–
Mauritius	223.050.000	–	–	9.395.380	–	–
Australia	1.004.008.014	786.185.433	-21,70	38.738.004	29.234.427	-24,53
Vanuatu	–	326.400	–	–	24.806	–
American Samoa	–	3.536.000	–	–	268.736	–
Fiji	54.482.425	22.000.000	-59,62	1.994.337	684.860	-65,66
Marshall Islands	–	163.200	–	–	12.403	–
Samoa	–	816.000	–	–	62.016	–
Tonga	–	544.000	–	–	41.344	–
East Timor	125.079.178	172.074.128	37,57	7.405.643	10.230.438	38,14
United States	21	1.360.009	6.415.034,43	42	103.368	247.192,55
French Polynesia	30.000.000	16.000.000	-46,67	1.617.500	867.500	-46,37
Kaca dan Barang dari Kaca	**258.082.165**	**304.722.116**	**18,07**	**165.413.466**	**174.433.983**	**5,45**
Japan	4.830.994	4.896.289	1,35	13.332.940	13.449.705	0,88
Hong Kong	154.954	150.234	-3,05	1.613.257	1.583.447	-1,85
Korea, Republic of	27.350.522	32.089.599	17,33	10.866.097	10.821.653	-0,41
Taiwan	2.842.002	3.282.814	15,51	2.023.350	2.208.630	9,16
China	6.011.616	5.927.804	-1,39	3.813.954	3.755.227	-1,54
Mongolia	–	153	–	–	1.114	–
Papua New Guinea	339.688	977.129	187,66	162.581	441.162	171,35
Thailand	14.261.002	13.630.543	-4,42	8.669.286	7.687.752	-11,32
Singapore	2.348.024	2.996.568	27,62	2.431.675	2.307.274	-5,12
Philippines	8.025.699	33.943.603	322,94	5.866.732	14.646.018	149,65
Malaysia	31.855.864	50.533.580	58,63	18.995.303	24.336.739	28,12
Myanmar	4.368.766	1.939.309	-55,61	1.709.024	957.569	-43,97
Cambodia	67.117	491.734	632,66	105.556	348.520	230,17
Brunei Darussalam	85.220	175.165	105,55	37.330	67.933	81,98
Lao People'S Dem. Rep.	56	54	-2,70	1.838	2.279	24,03
Nepal	49.669	299.451	502,89	43.203	164.140	279,93
Viet Nam	28.690.850	31.593.107	10,12	14.773.600	15.032.526	1,75
Maldives	74.503	84.116	12,90	66.089	95.664	44,75
India	57.683.534	66.297.010	14,93	28.715.906	30.311.182	5,56
Pakistan	984.722	1.141.524	15,92	847.336	961.551	13,48
Bangladesh	214.132	307.443	43,58	1.492.815	1.691.118	13,28
Sri Lanka	295.014	672.344	127,90	133.844	281.035	109,97
Afghanistan	626.907	364.077	-41,92	490.699	283.310	-42,26
Iraq	1.628	1.190	-26,88	15.531	4.004	-74,22
Iran (Islamic Republic of)	140	127.044	90.483,96	721	103.733	14.287,43
Saudi Arabia	936.499	701.442	-25,10	867.491	962.465	10,95
Israel	22.501	246.273	994,48	26.127	195.993	650,14
Kuwait	154.761	306.892	98,30	100.372	157.048	56,47
Jordan	121.792	19.000	-84,40	108.894	12.500	-88,52
Lebanon	404.769	456.837	12,86	440.785	413.576	-6,17
Palestina	16.639	19.361	16,36	18.916	18.643	-1,44
Yemen	437.444	605.018	38,31	364.250	280.563	-22,98
Oman	25.360	697	-97,25	25.234	7.164	-71,61
Syria Arab Republic	25.553	99.554	289,60	12.012	110.197	817,42
Turkey	873.215	580.360	-33,54	794.563	672.452	-15,37
United Arab Emirates	980.275	877.631	-10,47	1.300.475	911.860	-29,88
Qatar	46.427	46.829	0,87	72.547	83.246	14,75
Bahrain	297	178	-40,07	5.764	2.092	-63,70
Cyprus	3.514	255	-92,74	21.401	480	-97,75
Egypt	26.595	201.870	659,07	219.247	1.529.986	597,84
Morocco	58.183	25.304	-56,51	26.150	140.252	436,35
Tunisia	298	–	–	1.253	–	–
Algeria	2.369.736	393	-99,98	838.097	3.260	-99,61
Namibia	884	21.544	2.338,32	4.556	17.490	283,87
Tanzania, United Rep. of	1.143.414	275.959	-75,87	537.393	155.693	-71,03
Madagascar	4.944.195	212.072	-95,71	2.628.258	105.161	-96,00
Somalia	575.410	317.435	-44,83	482.818	268.421	-44,41
Kenya	2.235.962	96.747	-95,67	983.879	175.168	-82,20
Reunion	56.526	30.661	-45,76	53.970	28.553	-47,09
Mozambique	–	37.821	–	–	27.344	–
Ghana	709.155	596.353	-15,91	309.068	219.080	-29,12
Guinea	–	113.263	–	–	75.968	–
Angola	789	57.933	7.242,59	7.641	23.173	203,27

https://www.bps.go.id

Komoditas/Negara Tujuan	Berat Bersih (kg)		Perub	Nilai FOB (US$)		Perub
	Jan–Jun 2023	Jan–Jun 2024	%	Jan–Jun 2023	Jan–Jun 2024	%
(1)	(2)	(3)	(4)	(5)	(6)	(7)
Congo	38.622	–	–	15.449	–	–
Cameroon	49.224	251.526	410,98	37.250	80.468	116,02
Nigeria	20.650	117.079	466,96	20.681	145.715	604,58
Sierra Leone	19.311	–	–	7.724	–	–
Gabon	22.747	503	-97,79	16.935	344	-97,97
Cote D'Ivoire	165.106	389.465	135,89	71.374	107.415	50,50
Senegal	72.495	39.498	-45,52	49.476	24.459	-50,56
Seychelles	4.536	421	-90,71	37.499	10.151	-72,93
Uganda	1.014.047	616.442	-39,21	508.516	284.950	-43,96
Djibouti	202.568	–	–	189.239	–	–
South Africa	3.061.458	2.375.229	-22,42	2.369.610	1.856.604	-21,65
Zimbabwe	102	–	–	1.287	–	–
Mauritius	20.770	1.600.263	7.604,64	26.556	901.598	3.295,12
Rwanda	46.399	46.591	0,41	22.336	20.068	-10,15
Mayotte	589	1.244	111,34	1.024	3.980	288,67
Democratic Rep. of the Congo	53.199	–	–	30.772	–	–
Australia	9.672.895	11.333.484	17,17	7.233.083	7.351.213	1,63
New Zealand	9.137.525	11.045.415	20,88	5.409.060	6.639.683	22,75
Guam	307	270	-12,05	380	1.732	356,30
Palau	–	72	–	–	386	–
New Caledonia	4.320	6.633	53,55	21.740	8.290	-61,87
Northern Mariana Islands	160	110	-31,25	191	365	91,20
Saint Vincent and the Grenadines	320	–	–	200	–	–
Vanuatu	26	402	1.471,93	398	1.028	158,17
Wallis and Futuna Islands	100	–	–	607	–	–
Cook Islands	100	18.764	18.664,31	863	9.409	990,15
Fiji	14.635	8.689	-40,63	18.781	9.376	-50,07
Samoa	–	180	–	–	811	–
Solomon Islands	–	97	–	–	305	–
East Timor	623.484	401.417	-35,62	494.278	259.433	-47,51
United States	4.444.555	3.774.827	-15,07	5.475.048	4.551.223	-16,87
Canada	964.100	1.130.161	17,22	403.815	456.996	13,17
Mexico	988.748	726.330	-26,54	855.530	645.558	-24,54
Guatemala	269.434	200.552	-25,57	175.860	111.134	-36,81
Honduras	67.084	25.164	-62,49	51.549	6.313	-87,75
Nicaragua	188.467	73.078	-61,23	49.704	19.362	-61,05
Panama	951.840	234.688	-75,34	699.194	201.826	-71,13
Cuba	324.000	–	–	153.296	–	–
Curacao	3.500	237	-93,23	258	422	63,80
Suriname	921	5.832	533,52	3.033	3.653	20,44
Chile	1.427.818	231.375	-83,80	460.162	165.278	-64,08
Venezuela	–	42.023	–	–	32.476	–
Argentina	275.259	299.373	8,76	217.248	236.332	8,78
Brazil	4.861.732	4.336.234	-10,81	2.958.359	2.704.156	-8,59
Colombia	213.894	254.792	19,12	98.344	106.871	8,67
Bolivia	104	1	-99,05	1.509	4	-99,71
Uruguay	817.054	293.205	-64,11	279.364	162.239	-41,93
Paraguay	233.876	236.949	1,31	104.696	131.543	25,64
Ecuador	1.523.359	831.199	-45,44	812.889	436.098	-46,35
Peru	1.163.496	1.392.704	19,70	646.380	666.506	3,11
Guyana	143.771	93.060	-35,27	92.746	38.115	-58,90
Trinidad and Tobago	194.100	97.192	-49,93	90.543	24.790	-72,62
Bahamas	903	64	-92,94	4.381	422	-90,38
Jamaica	126.174	204.471	62,06	70.110	82.337	17,44
Puerto Rico	408.163	320.844	-21,39	155.235	107.477	-30,77
Belize	–	420	–	–	2.259	–
Dominican Republic	184.031	1.040	-99,43	126.738	6.690	-94,72
El Salvador	73.399	24.339	-66,84	21.787	7.092	-67,45
Costa Rica	5.166	59.587	1.053,35	19.115	45.436	137,70
Haiti	47.370	114.900	142,56	13.802	32.380	134,60
Barbados	43	111	159,94	476	1.035	117,40
Antigua and Barbuda	176	–	–	353	–	–
Aruba	634	705	11,10	2.953	4.324	46,44
Bermuda	123	101	-18,38	989	1.094	10,61
Cayman Islands	40	–	–	486	–	–
Dominica	66.484	–	–	41.911	–	–
French Guiana	13	–	–	408	–	–
French Polynesia	3.361	2.509	-25,36	4.926	10.378	110,69
Grenada	15	125	716,94	93	754	711,19
Martinique	2.476	1.201	-51,50	12.418	4.651	-62,55
Netherlands Antilles	968	1.660	71,46	5.362	8.013	49,45
Saint Lucia	–	6	–	–	78	–
Guadeloupe	5.048	2.088	-58,65	15.253	10.245	-32,83
Virgin Islands (British)	535	341	-36,23	1.833	2.434	32,80
U.S. Virgin Islands	126	–	–	903	–	–
United Kingdom	1.109.038	787.218	-29,02	943.480	522.191	-44,65
Netherlands	398.153	606.988	52,45	1.730.532	2.850.010	64,69
France	299.961	136.861	-54,37	869.434	858.777	-1,23

https://www.bps.go.id

Lanjutan Tabel 3.6

Komoditas/Negara Tujuan	Berat Bersih (kg)		Perub	Nilai FOB (US$)		Perub
	Jan–Jun 2023	Jan–Jun 2024	%	Jan–Jun 2023	Jan–Jun 2024	%
(1)	(2)	(3)	(4)	(5)	(6)	(7)
Germany, Fed. Rep. of	167.357	130.666	-21,92	1.311.873	1.216.509	-7,27
Austria	1.060	1.267	19,53	1.580	2.336	47,80
Belgium	120.622	83.156	-31,06	460.791	337.689	-26,72
Switzerland	11.131	5.669	-49,07	22.443	43.322	93,03
Gibraltar	73.194	–	–	19.083	–	–
Denmark	4.438	4.386	-1,17	20.891	25.330	21,25
Norway	1.457	331	-77,26	15.533	2.623	-83,12
Sweden	660	465	-29,61	9.472	1.928	-79,64
Finland	812	80	-90,20	4.350	325	-92,53
Ireland	486.591	604.878	24,31	160.696	202.467	25,99
Italy	138.783	248.634	79,15	243.795	319.967	31,24
Spain	2.976.383	457.037	-84,64	1.375.777	516.333	-62,47
Portugal	119.789	215.462	79,87	111.665	180.719	61,84
Iceland	4	–	–	66	–	–
Greece	132.745	50.551	-61,92	169.130	199.164	17,76
Hungary	351	13	-96,30	1.940	166	-91,43
Poland	114.493	53.366	-53,39	300.497	62.629	-79,16
Romania	200.986	2.473	-98,77	271.554	11.404	-95,80
Bulgaria	61.371	23.896	-61,06	46.744	15.592	-66,64
Albania	1.365	126.783	9.191,52	2.500	112.184	4.386,71
Kazakhstan	6	~0	-99,00	31	41	29,78
Kyrgyzstan	80	–	–	5	–	–
Lithuania	599	115	-80,76	1.272	683	-46,32
Latvia	2.710	–	–	23.409	–	–
Croatia	84	903	977,86	2.331	1.369	-41,26
Bosnia and Herzegovina	14.000	–	–	11.310	–	–
Malta	21.823	37.907	73,70	24.182	30.684	26,89
Slovakia	2.291	–	–	4.604	–	–
Slovenia	3.584	16	-99,55	4.689	443	-90,55
Czech Republic	35.668	110	-99,69	49.585	126	-99,75
Russia Federation	738	5.884	697,02	3.936	32.017	713,46
Serbia	–	150	–	–	58	–
Montenegro	18.968	–	–	20.093	–	–
Keramik	**130.699.091**	**136.037.668**	**4,08**	**131.617.898**	**141.127.102**	**7,22**
Japan	2.589.617	4.492.336	73,47	17.931.109	23.574.891	31,47
Hong Kong	367.822	223.365	-39,27	956.275	629.025	-34,22
Korea, Republic of	2.219.834	1.158.107	-47,83	5.959.609	3.654.476	-38,68
Taiwan	6.052.517	5.981.492	-1,17	2.496.837	2.537.330	1,62
China	1.132.681	702.697	-37,96	5.619.765	4.654.622	-17,17
Macau	22.100	17.751	-19,68	242.642	332.882	37,19
Papua New Guinea	104.789	87.187	-16,80	16.680	20.971	25,73
Thailand	16.238.412	11.182.126	-31,14	10.552.712	10.592.015	0,37
Singapore	1.384.651	1.571.628	13,50	1.786.406	1.425.464	-20,20
Philippines	38.622.037	55.390.297	43,42	7.036.050	9.910.667	40,86
Malaysia	25.735.924	21.086.041	-18,07	12.685.584	20.270.333	59,79
Cambodia	807.255	138.494	-82,84	292.098	78.832	-73,01
Brunei Darussalam	1.164.479	2.240.715	92,42	292.599	670.341	129,10
Lao People'S Dem. Rep.	–	100	–	–	32	–
Viet Nam	1.109.747	1.670.930	50,57	834.589	1.621.352	94,27
Maldives	171.569	179.766	4,78	317.318	177.967	-43,92
India	1.272.092	1.551.746	21,98	9.751.343	13.217.761	35,55
Pakistan	–	16.243	–	–	60.737	–
Bangladesh	115.095	164.527	42,95	98.069	149.070	52,01
Sri Lanka	–	140	–	–	461	–
Iraq	85.408	95	-99,89	99.756	210	-99,79
Saudi Arabia	79.123	45.504	-42,49	655.137	413.968	-36,81
Israel	4.608	3.097	-32,79	12.855	6.327	-50,78
Kuwait	7.856	29.755	278,77	77.488	139.114	79,53
Jordan	7	5	-30,77	94	89	-4,67
Lebanon	731.246	18	-100,00	227.862	100	-99,96
Yemen	2.083.404	703.161	-66,25	394.685	125.533	-68,19
Oman	23.736	184.529	677,42	82.243	63.042	-23,35
Turkey	36.055	8.509	-76,40	342.272	71.982	-78,97
United Arab Emirates	739.628	699.141	-5,47	1.761.806	1.710.264	-2,93
Qatar	149.835	204.088	36,21	920.639	746.069	-18,96
Bahrain	194.994	164.905	-15,43	113.470	59.413	-47,64
Cyprus	1.249	4.445	255,78	2.410	3.507	45,54
Egypt	2.473	393	-84,12	31.077	6.292	-79,75
Libyan Arab Jamahiriya	–	1.640	–	–	6.257	–
Morocco	14.638	22.249	51,99	47.411	91.034	92,01
Tunisia	–	131	–	–	186	–
Namibia	2.885	146	-94,94	3.417	356	-89,58
Tanzania, United Rep. of	460	125.623	27.209,25	4.208	61.044	1.350,66
Madagascar	442.440	925.553	109,19	103.604	168.723	62,85
Kenya	42.939	130.799	204,62	37.048	69.294	87,04
Reunion	40.010	186.927	367,20	33.827	48.111	42,23
Mozambique	156	1.950	1.150,00	616	2.598	321,86

https://www.bps.go.id

Komoditas/Negara Tujuan	Berat Bersih (kg)		Perub	Nilai FOB (US$)		Perub
	Jan–Jun 2023	Jan–Jun 2024	%	Jan–Jun 2023	Jan–Jun 2024	%
(1)	(2)	(3)	(4)	(5)	(6)	(7)
Equatorial Guinea	76.800	–	–	6.912	–	–
Togo	82.268	1.433.094	1.641,99	16.744	212.367	1.168,31
Ghana	3.500	1.828.020	52.129,15	11.343	171.040	1.407,92
Liberia	5.525	–	–	59.624	–	–
Guinea	–	200	–	–	50	–
Congo	52.470	173.651	230,95	22.487	179.504	698,26
Gabon	–	34.900	–	–	34.809	–
Cote D'Ivoire	–	208	–	–	2.688	–
Senegal	12.257	40	-99,67	20.802	72	-99,65
Gambia	–	32.480	–	–	78.603	–
Seychelles	3.101	2.505	-19,22	7.792	22.878	193,59
South Africa	326.108	30.621	-90,61	1.904.946	105.468	-94,46
Comoros	–	661	–	–	3.661	–
Mauritius	2.819.980	1.955.563	-30,65	565.745	367.024	-35,13
Mayotte	231.555	281.121	21,41	45.082	54.292	20,43
Australia	2.197.807	1.575.615	-28,31	2.029.153	1.338.219	-34,05
New Zealand	77.996	176.376	126,13	129.412	181.046	39,90
Guam	74	–	–	993	–	–
Palau	5	2.451	48.920,00	92	2.065	2.139,63
New Caledonia	1.167	8.638	640,15	2.727	14.571	434,41
Northern Mariana Islands	910	289	-68,19	1.938	612	-68,42
Saint Vincent and the Grenadines	–	1.644	–	–	958	–
Vanuatu	–	11.861	–	–	7.059	–
American Samoa	–	48.000	–	–	18.432	–
Cook Islands	10	428	4.180,00	91	1.466	1.517,66
Fiji	1.596	3.373	111,36	17.003	12.182	-28,35
Marshall Islands	–	23.794	–	–	6.521	–
Samoa	–	400	–	–	234	–
Solomon Islands	–	306	–	–	474	–
East Timor	3.924.678	3.123.623	-20,41	1.061.819	751.214	-29,25
United States	10.528.073	8.952.501	-14,97	27.130.179	25.609.520	-5,61
Canada	21.815	24.759	13,49	121.056	276.846	128,69
Mexico	141.610	37.630	-73,43	281.951	108.731	-61,44
Guatemala	85	4.058	4.674,41	465	12.207	2.526,98
Panama	2.328	141	-93,93	2.935	757	-74,21
Cuba	–	2.479	–	–	9.651	–
Curacao	150	2.275	1.416,67	232	5.059	2.079,14
Suriname	–	1.004	–	–	1.690	–
Chile	25.550	13.993	-45,23	72.527	34.929	-51,84
Argentina	34.682	2.013	-94,20	81.729	2.801	-96,57
Brazil	460.771	577.676	25,37	844.875	1.072.526	26,94
Colombia	36.864	7.874	-78,64	95.480	17.721	-81,44
Uruguay	3.105	5.156	66,04	1.953	12.214	525,38
Paraguay	16	–	–	49	–	–
Ecuador	471	831	76,52	4.002	12.650	216,07
Peru	28.974	28.884	-0,31	86.613	62.301	-28,07
Bahamas	4.724	85	-98,20	35.921	1.023	-97,15
Jamaica	16.435	–	–	133.611	–	–
Puerto Rico	26.690	733	-97,25	38.314	1.148	-97,00
Belize	–	280	–	–	955	–
Dominican Republic	4.855	829	-82,92	8.755	1.269	-85,51
El Salvador	360	505	40,28	1.209	1.339	10,71
Costa Rica	15.341	2.599	-83,06	21.575	6.205	-71,24
Barbados	833	510	-38,80	9.314	2.559	-72,52
Antigua and Barbuda	623	–	–	871	–	–
Aruba	–	370	–	–	1.132	–
Bermuda	–	854	–	–	709	–
Cayman Islands	81	120	48,15	156	300	91,93
French Guiana	2.585	–	–	6.293	–	–
French Polynesia	11.355	51.726	355,54	4.092	19.446	375,21
Martinique	2.906	2.917	0,38	4.350	3.480	-19,99
Netherlands Antilles	3.603	2.429	-32,59	1.580	14.281	804,00
Turks and Caicos Islands	22	–	–	302	–	–
Guadeloupe	12.293	12.987	5,64	8.775	12.116	38,07
Virgin Islands (British)	910	53	-94,18	892	330	-62,99
U.S. Virgin Islands	12	–	–	40	–	–
Sint Maarten (Dutch Part)	–	3	–	–	20	–
United Kingdom	1.109.828	687.887	-38,02	3.090.263	2.177.545	-29,54
Netherlands	642.817	749.504	16,60	4.522.636	3.095.520	-31,55
France	803.096	672.495	-16,26	1.595.167	1.083.170	-32,10
Germany, Fed. Rep. of	605.843	426.533	-29,60	1.765.834	1.378.153	-21,95
Austria	4.075	433	-89,39	8.181	4.940	-39,62
Belgium	1.627.755	545.108	-66,51	852.245	750.337	-11,96
Switzerland	288	3.868	1.243,45	3.803	18.932	397,88
Denmark	121.739	193.131	58,64	609.672	1.176.880	93,04
Norway	1.067	1.017	-4,67	3.474	983	-71,70
Sweden	40.478	27.557	-31,92	60.367	55.165	-8,62
Finland	150.007	297.373	98,24	958.988	1.651.235	72,19

https://www.bps.go.id

Lanjutan Tabel 3.6

Komoditas/Negara Tujuan	Berat Bersih (kg)		Perub	Nilai FOB (US$)		Perub
	Jan–Jun 2023	Jan–Jun 2024	%	Jan–Jun 2023	Jan–Jun 2024	%
(1)	(2)	(3)	(4)	(5)	(6)	(7)
Ireland	131.078	171.540	30,87	397.070	439.128	10,59
Italy	58.561	66.353	13,31	274.924	253.673	-7,73
Spain	127.458	121.462	-4,70	245.093	273.269	11,50
Portugal	4.769	9.008	88,89	21.150	8.599	-59,34
Greece	57.031	51.797	-9,18	158.600	128.284	-19,12
Hungary	5.258	715	-86,41	6.920	2.060	-70,23
Poland	3.087	13.930	351,25	4.404	79.832	1.712,82
Romania	22.261	13.293	-40,28	73.646	43.407	-41,06
Bulgaria	3.739	1.304	-65,13	1.862	4.683	151,48
Albania	11.443	15.441	34,94	12.097	36.668	203,12
Armenia	10	–	–	169	–	–
Azerbaijan	2.008	1.898	-5,47	33.655	34.485	2,47
Kazakhstan	1.414	1.465	3,67	15.452	16.587	7,35
Kyrgyzstan	1	–	–	5	–	–
Ukraine	–	335	–	–	4.786	–
Uzbekistan	43	–	–	861	–	–
Lithuania	334	2.278	582,04	217	2.701	1.145,43
Latvia	–	2.179	–	–	3.943	–
Estonia	2.075	26	-98,74	3.317	104	-96,86
Croatia	20.805	13.849	-33,43	29.898	24.658	-17,52
Malta	21.064	–	–	34.676	–	–
Slovakia	1.420	–	–	1.385	–	–
Slovenia	8.167	875	-89,28	13.525	2.050	-84,85
Czech Republic	105.444	127.648	21,06	45.517	41.705	-8,38
Russia Federation	2.769	26.712	864,58	44.803	82.431	83,99
Serbia	2.152	3.439	59,80	1.488	2.860	92,26
Montenegro	9	730	8.239,90	125	2.163	1.626,52
Barang Galian Bukan Logam Lainnya	**24.333.016**	**38.283.357**	**57,33**	**26.412.416**	**27.779.112**	**5,17**
Japan	7.088.906	5.155.058	-27,28	9.748.765	6.716.419	-31,10
Hong Kong	5.738	370	-93,56	29.505	995	-96,63
Korea, Republic of	637.910	1.752.233	174,68	375.441	721.855	92,27
Taiwan	749.612	542.054	-27,69	625.991	486.042	-22,36
China	1.573.936	1.065.469	-32,31	1.025.932	984.836	-4,01
Papua New Guinea	5.571	724	-87,00	1.592	909	-42,91
Thailand	377.719	3.080.175	715,47	709.724	1.301.369	83,36
Singapore	305.605	235.679	-22,88	541.682	487.899	-9,93
Philippines	475.281	5.429.199	1.042,31	655.807	1.754.927	167,60
Malaysia	3.133.222	8.156.970	160,34	2.090.267	3.979.210	90,37
Myanmar	259	28.373	10.853,38	6.012	19.514	224,59
Cambodia	63	79	25,25	724	1.138	57,09
Brunei Darussalam	55.932	127	-99,77	3.081	586	-80,97
Nepal	58	–	–	738	–	–
Viet Nam	728.859	1.575.392	116,14	817.920	946.078	15,67
Maldives	10.012	2.475	-75,28	82.324	18.070	-78,05
India	288.599	187.494	-35,03	227.800	195.794	-14,05
Pakistan	40.574	46.811	15,37	200.770	187.957	-6,38
Bangladesh	3.206.029	4.007.321	24,99	1.628.857	1.803.197	10,70
Sri Lanka	380.128	613.419	61,37	306.789	562.248	83,27
Iran (Islamic Republic of)	–	44.766	–	–	220.913	–
Saudi Arabia	192.987	1.078.583	458,89	188.111	871.541	363,31
Israel	16.961	2.385	-85,94	24.829	3.385	-86,37
Kuwait	242	224	-7,15	6.828	7.161	4,89
Lebanon	10.868	–	–	15.055	–	–
Yemen	510	2.253	341,84	4.235	17.115	304,18
Oman	268	712	166,12	11.695	9.915	-15,22
Turkey	25.205	19.721	-21,76	100.356	101.218	0,86
United Arab Emirates	97.163	42.107	-56,66	376.661	126.012	-66,54
Qatar	174	182	4,43	6.172	6.648	7,71
Bahrain	62	430	591,77	2.495	575	-76,98
Cyprus	192	170	-11,23	880	913	3,72
Morocco	162	–	–	46	–	–
Namibia	–	263	–	–	985	–
Ethiopia	2	–	–	262	–	–
Tanzania, United Rep. of	210	–	–	338	–	–
Madagascar	9	3	-65,11	612	121	-80,20
Kenya	440.345	138.000	-68,66	278.368	78.177	-71,92
Reunion	7.187	6.535	-9,07	12.341	5.880	-52,36
Mozambique	3.572	–	–	2.117	–	–
Ghana	700	22.891	3.170,15	2.064	6.853	232,08
Nigeria	13.750	13	-99,91	16.565	3.524	-78,73
Cote D'Ivoire	57	–	–	802	–	–
Senegal	–	28.463	–	–	65.561	–
Seychelles	328	3	-99,22	1.159	46	-96,02
Swaziland	5	–	–	528	–	–
South Africa	42.157	20.918	-50,38	38.331	29.666	-22,61
Comoros	–	7.413	–	–	8.608	–
Mauritius	1.625	377	-76,82	2.828	1.656	-41,42

https://www.bps.go.id

Komoditas/Negara Tujuan	Berat Bersih (kg)		Perub	Nilai FOB (US$)		Perub
	Jan–Jun 2023	Jan–Jun 2024	%	Jan–Jun 2023	Jan–Jun 2024	%
(1)	(2)	(3)	(4)	(5)	(6)	(7)
Mayotte	102	35	-65,81	162	138	-14,81
Australia	2.209.985	2.508.368	13,50	2.116.119	2.127.879	0,56
New Zealand	36.300	55.825	53,79	33.831	75.670	123,67
Guam	651	–	–	794	–	–
New Caledonia	549	4.379	697,56	593	9.531	1.506,22
Vanuatu	45	325	625,04	1.578	938	-40,56
Cook Islands	–	1.547	–	–	2.624	–
Fiji	18.384	2.443	-86,71	7.060	16.158	128,86
Solomon Islands	4	1.240	30.900,00	383	2.335	510,40
East Timor	62.221	429.338	590,02	51.028	82.646	61,96
United States	765.923	861.824	12,52	1.357.408	1.605.314	18,26
Canada	14.142	11.782	-16,69	33.464	40.901	22,23
Mexico	36.560	18.728	-48,77	98.691	39.619	-59,86
Guatemala	136.194	106.710	-21,65	491.044	390.519	-20,47
Nicaragua	127	173	36,22	2.703	3.476	28,56
Panama	203	504	148,60	2.434	3.686	51,42
Curacao	114	1.429	1.153,51	1.575	4.527	187,45
Suriname	13.709	10.216	-25,48	4.542	3.500	-22,95
Chile	1.177	8.299	604,88	8.512	17.730	108,29
Argentina	2.025	~0	-99,99	3.409	6	-99,82
Brazil	34.408	46.923	36,37	226.788	268.296	18,30
Colombia	4.513	729	-83,85	24.831	14.059	-43,38
Bolivia	124	–	–	1.738	–	–
Uruguay	615	169	-72,55	6.331	721	-88,62
Ecuador	133	76	-42,79	459	341	-25,87
Peru	253	828	226,80	2.236	3.171	41,78
Trinidad and Tobago	5	–	–	76	–	–
Bahamas	11	17	53,73	278	337	21,25
Jamaica	145	120	-16,98	253	1.989	685,98
Dominican Republic	1.241	646	-47,93	1.248	4.710	277,55
El Salvador	9.113	6.353	-30,29	26.937	16.615	-38,32
Costa Rica	52.017	41.951	-19,35	86.419	82.800	-4,19
Barbados	139	374	169,39	2.774	4.327	56,00
Anguilla	600	–	–	3.370	–	–
Aruba	27	–	–	418	–	–
Bermuda	52	51	-2,01	513	616	20,15
French Polynesia	14.507	77.623	435,07	5.468	79.535	1.354,43
Grenada	–	11	–	–	94	–
Martinique	200	–	–	284	–	–
Netherlands Antilles	8.261	44	-99,46	13.388	215	-98,39
Saint Lucia	–	30	–	–	564	–
Turks and Caicos Islands	–	11	–	–	229	–
Guadeloupe	593	583	-1,65	1.607	2.556	59,06
Virgin Islands (British)	25	–	–	420	–	–
United Kingdom	50.399	33.203	-34,12	120.073	91.194	-24,05
Netherlands	208.653	185.024	-11,32	215.588	139.797	-35,16
France	257.193	126.670	-50,75	357.451	183.543	-48,65
Germany, Fed. Rep. of	75.553	25.083	-66,80	80.489	42.609	-47,06
Austria	–	505	–	–	162	–
Belgium	92.115	44.597	-51,59	281.110	66.460	-76,36
Switzerland	1.986	8.049	305,36	8.018	28.248	252,30
Denmark	16.306	54.740	235,71	38.968	101.178	159,64
Norway	218	–	–	690	–	–
Sweden	13.022	14.849	14,03	49.806	65.240	30,99
Finland	110	185	68,18	5.250	5.217	-0,64
Ireland	50	740	1.380,39	13	1.353	10.047,26
Italy	91.261	16.362	-82,07	120.982	56.470	-53,32
Spain	71.185	110.007	54,54	94.685	192.686	103,50
Portugal	2.620	22.670	765,27	8.198	4.982	-39,23
Iceland	–	807	–	–	1.308	–
Greece	30.003	4.103	-86,32	54.943	7.944	-85,54
Hungary	–	887	–	–	2.390	–
Poland	28.131	42.986	52,81	99.498	111.702	12,27
Romania	–	75.716	–	–	14.047	–
Bulgaria	371	–	–	259	–	–
Lithuania	863	15.900	1.742,40	1.859	7.264	290,63
Georgia	5.350	–	–	5.396	–	–
Croatia	26	1.142	4.292,08	297	5.031	1.595,01
Malta	878	592	-32,54	1.838	1.067	-41,96
Slovakia	–	25	–	–	46	–
Slovenia	6.450	2.773	-57,01	13.060	4.184	-67,96
Czech Republic	20.969	–	–	27.616	–	–
Russia Federation	15.154	4	-99,97	31.766	100	-99,69
Serbia	–	202	–	–	1.006	–
Barang dari Marmer, Granit dan Batu	**16.552.614**	**18.453.903**	**11,49**	**16.489.141**	**18.803.218**	**14,03**
Japan	776.321	839.754	8,17	644.904	622.795	-3,43
Hong Kong	1.165	1.303	11,89	547	16.848	2.981,69

https://www.bps.go.id

Lanjutan Tabel 3.6

Komoditas/Negara Tujuan	Berat Bersih (kg)		Perub	Nilai FOB (US$)		Perub
	Jan–Jun 2023	Jan–Jun 2024	%	Jan–Jun 2023	Jan–Jun 2024	%
(1)	(2)	(3)	(4)	(5)	(6)	(7)
Korea, Republic of	234.380	154.659	-34,01	99.287	92.841	-6,49
Taiwan	33.822	232.290	586,80	29.231	72.211	147,04
China	1.251	67.124	5.264,34	1.775	71.369	3.921,18
Papua New Guinea	432	420	-2,78	459	403	-12,09
Thailand	420.514	773.693	83,99	268.318	432.065	61,03
Singapore	86.880	138.320	59,21	128.729	156.343	21,45
Philippines	337.903	590.144	74,65	217.847	379.174	74,06
Malaysia	123.238	288.619	134,20	77.154	219.724	184,79
Myanmar	–	12.900	–	–	11.715	–
Brunei Darussalam	50.540	3.304	-93,46	12.540	4.521	-63,94
Viet Nam	9.047	69.716	670,60	4.864	66.106	1.258,99
Maldives	31.862	63.834	100,34	43.339	72.522	67,34
India	904.880	938.275	3,69	582.201	624.595	7,28
Pakistan	–	18.000	–	–	7.100	–
Sri Lanka	8.823	59.565	575,11	8.733	46.093	427,82
Saudi Arabia	17.997	36.719	104,03	33.810	46.277	36,88
Israel	68.402	62.714	-8,32	62.162	56.908	-8,45
Kuwait	1.050	64.211	6.015,33	1.534	61.380	3.901,28
Lebanon	5.203	38.337	636,83	2.748	40.495	1.373,50
Oman	–	1.048	–	–	1.004	–
Turkey	5.135	32.209	527,28	15.284	61.348	301,40
United Arab Emirates	89.799	171.376	90,84	255.005	229.570	-9,97
Qatar	170	25.043	14.631,18	194	20.291	10.343,31
Bahrain	2.040	7.903	287,39	8.811	12.511	41,99
Cyprus	246	2.755	1.020,03	101	1.772	1.654,22
Libyan Arab Jamahiriya	–	913	–	–	805	–
Morocco	110.427	495	-99,55	62.079	1.207	-98,06
Tunisia	–	23	–	–	24	–
Namibia	–	11.908	–	–	7.635	–
Tanzania, United Rep. of	1.731	369	-78,66	1.766	4.602	160,61
Madagascar	2.697	1.030	-61,81	4.424	1.537	-65,27
Kenya	–	14.194	–	–	10.600	–
Reunion	53.080	54.296	2,29	48.619	46.249	-4,87
Mozambique	–	1.200	–	–	3.421	–
Nigeria	3.820	–	–	5.960	–	–
Cote D'Ivoire	68	52.800	77.092,98	1.194	30.720	2.472,71
Senegal	23.041	33.746	46,46	22.713	20.271	-10,75
Gambia	28.374	–	–	63.900	–	–
Seychelles	2.210	80.869	3.559,88	11.839	117.951	896,30
South Africa	163.894	99.659	-39,19	98.455	127.490	29,49
Mauritius	60.476	32.468	-46,31	57.720	20.535	-64,42
Mayotte	277	1.050	279,75	1.117	2.230	99,67
Australia	795.547	796.859	0,16	774.548	659.824	-14,81
New Zealand	113.787	43.096	-62,13	88.854	36.529	-58,89
Palau	12	68	466,67	15	338	2.119,02
New Caledonia	933	5.566	496,52	3.046	5.801	90,43
Northern Mariana Islands	1.010	28	-97,19	646	120	-81,43
Saint Vincent and the Grenadines	40.883	16.974	-58,48	20.170	14.313	-29,04
Vanuatu	15	3.055	20.265,24	533	2.379	346,04
Cook Islands	–	100	–	–	587	–
Fiji	247.298	47.151	-80,93	88.850	46.954	-47,15
East Timor	14.390	17.350	20,57	5.190	7.650	47,40
United States	3.014.595	3.098.425	2,78	4.754.990	4.946.739	4,03
Canada	76.787	67.458	-12,15	83.102	122.574	47,50
Mexico	140.808	995.660	607,10	131.352	663.055	404,79
Guatemala	21.839	27.301	25,01	13.798	35.733	158,97
Panama	41.478	25.126	-39,42	30.760	16.999	-44,74
Curacao	–	758	–	–	1.186	–
Suriname	–	134	–	–	446	–
Chile	32.765	770	-97,65	23.807	2.807	-88,21
Venezuela	–	45.600	–	–	26.220	–
Argentina	838.835	334.910	-60,07	507.501	213.007	-58,03
Brazil	1.394.106	1.402.766	0,62	1.219.989	867.335	-28,91
Colombia	150.188	148.027	-1,44	102.390	108.735	6,20
Uruguay	816	120.868	14.712,20	2.151	88.854	4.030,17
Paraguay	23.584	20.743	-12,04	18.764	14.278	-23,91
Ecuador	405	952	135,06	1.477	672	-54,50
Peru	3.329	1.498	-55,00	3.284	429	-86,92
Bahamas	780	192	-75,45	1.071	2.310	115,62
Jamaica	23.336	1.097	-95,30	10.427	1.690	-83,79
Puerto Rico	12.843	52.019	305,04	16.312	75.418	362,35
Belize	5.020	622	-87,62	6.920	4.155	-39,95
Dominican Republic	196.530	176.365	-10,26	145.211	154.067	6,10
Costa Rica	410.673	271.428	-33,91	289.639	236.870	-18,22
Barbados	2.480	1.625	-34,48	4.395	2.161	-50,84
Aruba	970	19.998	1.961,65	4.710	21.734	361,40
Cayman Islands	700	1.240	77,19	571	2.240	292,00
French Guiana	638	–	–	873	–	–

https://www.bps.go.id

Komoditas/Negara Tujuan	Berat Bersih (kg)		Perub	Nilai FOB (US$)		Perub
	Jan–Jun 2023	Jan–Jun 2024	%	Jan–Jun 2023	Jan–Jun 2024	%
(1)	(2)	(3)	(4)	(5)	(6)	(7)
French Polynesia	38.158	67.059	75,74	15.138	60.676	300,82
Martinique	19.794	19.278	-2,61	17.969	18.716	4,15
Netherlands Antilles	2.685	4.211	56,85	12.212	4.744	-61,15
Turks and Caicos Islands	70	24.770	35.285,71	706	22.728	3.121,09
Guadeloupe	70.648	28.015	-60,34	67.525	31.468	-53,40
Virgin Islands (British)	1.100	45	-95,91	1.170	258	-77,94
U.S. Virgin Islands	–	3	–	–	39	–
Saint Barthelemy	–	7.308	–	–	23.925	–
Sint Maarten (Dutch Part)	–	418	–	–	3.058	–
United Kingdom	173.735	187.721	8,05	201.506	254.644	26,37
Netherlands	875.999	947.486	8,16	878.742	925.024	5,27
France	788.108	645.747	-18,06	880.522	755.288	-14,22
Germany, Fed. Rep. of	456.136	530.983	16,41	404.317	418.408	3,49
Austria	2.241	7.948	254,67	1.383	8.010	479,03
Belgium	385.816	349.044	-9,53	382.876	360.164	-5,93
Switzerland	47.548	26.186	-44,93	63.487	71.669	12,89
Luxembourg	–	100	–	–	900	–
Denmark	23.504	25.152	7,01	25.123	37.715	50,12
Norway	11.802	8.006	-32,17	19.380	17.854	-7,87
Sweden	16.365	12.215	-25,36	32.312	28.815	-10,82
Finland	–	17.279	–	–	17.038	–
Ireland	24.128	483	-98,00	8.878	890	-89,98
Italy	374.121	277.552	-25,81	323.308	255.217	-21,06
Spain	1.328.312	740.168	-44,28	1.129.173	872.118	-22,76
Portugal	122.408	83.719	-31,61	127.619	63.303	-50,40
Iceland	5.335	1.762	-66,97	5.494	2.856	-48,02
Greece	160.326	162.747	1,51	200.866	217.971	8,52
Hungary	14.743	7.484	-49,24	13.903	17.235	23,97
Poland	68.516	159.310	132,52	53.261	162.746	205,56
Romania	5.629	2.679	-52,41	7.839	9.138	16,58
Bulgaria	324	277	-14,60	1.996	3.075	54,07
Albania	470	12.635	2.588,30	1.704	10.199	498,56
Lithuania	3.073	3.633	18,25	12.479	5.739	-54,01
Latvia	345	–	–	1.233	–	–
Estonia	20.137	16.583	-17,65	16.995	22.010	29,51
Georgia	–	1.130	–	–	4.512	–
Croatia	800	483	-39,68	1.058	1.580	49,42
Malta	1.759	405	-76,96	2.001	3.644	82,13
Slovakia	–	105	–	–	417	–
Slovenia	6.182	4.336	-29,86	6.282	11.240	78,91
Czech Republic	2.883	110	-96,19	5.907	126	-97,87
Russia Federation	230.841	1.244.243	439,00	330.066	1.870.594	466,73
Barang dari Batu untuk Keperluan Rumah	**9.355.813**	**7.777.176**	**-16,87**	**16.944.813**	**15.646.901**	**-7,66**
Japan	340.995	135.625	-60,23	291.287	183.836	-36,89
Hong Kong	110	7	-93,40	437	10	-97,71
Korea, Republic of	1.936.230	1.991.824	2,87	5.814.504	5.922.808	1,86
Taiwan	444	6.888	1.450,97	7.174	70.488	882,55
China	45.890	148.343	223,26	827.390	754.187	-8,85
Mongolia	2	–	–	29	–	–
Papua New Guinea	3.927	1.710	-56,46	12.727	7.253	-43,01
Thailand	187.278	104.112	-44,41	211.578	198.243	-6,30
Singapore	22.999	93.994	308,69	46.353	31.354	-32,36
Philippines	454.628	225.126	-50,48	489.347	215.723	-55,92
Malaysia	52.982	131.995	149,13	95.823	157.247	64,10
Cambodia	164.750	115.980	-29,60	57.030	49.660	-12,92
Brunei Darussalam	135	–	–	135	–	–
Viet Nam	71.763	86.452	20,47	287.436	277.223	-3,55
Maldives	162.938	59.109	-63,72	91.534	40.594	-55,65
India	114.850	141.201	22,94	232.440	382.250	64,45
Pakistan	220	–	–	1.129	–	–
Bangladesh	56.839	56.865	0,05	127.834	136.032	6,41
Sri Lanka	34.040	13.841	-59,34	106.795	34.158	-68,02
Iraq	327.047	275.116	-15,88	822.972	679.942	-17,38
Saudi Arabia	23.229	47	-99,80	26.327	150	-99,43
Israel	1.343	1.343	0,02	6.074	3.891	-35,94
Kuwait	9.003	–	–	13.800	–	–
Turkey	6.416	557	-91,31	80.933	9.772	-87,93
United Arab Emirates	147.862	65.150	-55,94	143.539	60.803	-57,64
Qatar	18.971	6.106	-67,81	42.791	13.061	-69,48
Cyprus	1.524	240	-84,25	4.284	396	-90,76
Egypt	1.626	54.525	3.253,32	14.949	112.000	649,21
Morocco	–	146	–	–	18.631	–
Tunisia	54.940	55.200	0,47	30.670	34.800	13,47
Madagascar	–	3	–	–	7	–
Kenya	–	9.306	–	–	11.900	–
Congo	56	–	–	108	–	–
Nigeria	10	–	–	49	–	–

https://www.bps.go.id

Lanjutan Tabel 3.6

Komoditas/Negara Tujuan	Berat Bersih (kg)		Perub	Nilai FOB (US$)		Perub
	Jan–Jun 2023	Jan–Jun 2024	%	Jan–Jun 2023	Jan–Jun 2024	%
(1)	(2)	(3)	(4)	(5)	(6)	(7)
Senegal	51.780	–	–	35.400	–	–
Seychelles	6	–	–	40	–	–
South Africa	28	4.658	16.536,55	20	4.969	24.745,00
Zimbabwe	102	–	–	1.287	–	–
Mauritius	1.027	2.300	123,95	2.367	2.375	0,34
Australia	51.195	14.950	-70,80	37.665	12.140	-67,77
New Zealand	23.709	6.551	-72,37	33.201	7.676	-76,88
New Caledonia	360	–	–	904	–	–
Vanuatu	–	816	–	–	1.053	–
Fiji	25	28.446	113.685,50	188	31.049	16.446,47
East Timor	7.391	9.853	33,31	7.233	10.148	40,31
United States	1.956.738	2.087.790	6,70	2.710.423	2.905.954	7,21
Canada	65.952	75.480	14,45	89.562	72.606	-18,93
Mexico	486.838	389.124	-20,07	319.540	247.584	-22,52
Guatemala	127.336	19.800	-84,45	140.467	11.799	-91,60
Panama	52.525	–	–	27.976	–	–
Chile	–	274	–	–	1.332	–
Venezuela	–	6.620	–	–	4.590	–
Argentina	344.858	77.147	-77,63	130.634	26.506	-79,71
Brazil	362.550	163.432	-54,92	255.462	190.853	-25,29
Colombia	54.703	67.102	22,67	37.835	44.018	16,34
Uruguay	319	–	–	2.012	–	–
Paraguay	295	2.511	750,25	3.361	6.235	85,51
Bahamas	105	–	–	439	–	–
Puerto Rico	323	–	–	1.320	–	–
Belize	–	1.940	–	–	2.560	–
Dominican Republic	27.392	–	–	23.160	–	–
Costa Rica	157.373	25.350	-83,89	95.434	14.750	-84,54
French Polynesia	12.776	884	-93,08	16.772	1.765	-89,48
Netherlands Antilles	3.178	–	–	8.935	–	–
Guadeloupe	13.874	–	–	23.135	–	–
United Kingdom	349	1	-99,80	641	334	-47,95
Netherlands	105.273	109.513	4,03	521.880	505.414	-3,16
France	99.687	55.631	-44,19	83.768	49.593	-40,80
Germany, Fed. Rep. of	229.061	164.265	-28,29	1.666.908	1.582.650	-5,05
Belgium	128.986	151.785	17,68	83.572	86.943	4,03
Denmark	19.309	12.347	-36,06	30.206	22.374	-25,93
Sweden	940	3.750	298,93	4.355	4.302	-1,22
Finland	856	20.244	2.265,22	3.868	16.738	332,79
Italy	10.692	18.188	70,11	11.244	15.448	37,39
Spain	536.148	377.266	-29,63	347.439	239.643	-31,03
Portugal	50.491	51.788	2,57	32.540	28.851	-11,34
Greece	123.070	39.064	-68,26	125.590	43.386	-65,45
Hungary	6	3	-54,10	1.593	1.111	-30,21
Poland	2.121	1.962	-7,52	127.564	42.379	-66,78
Bulgaria	1.180	5.445	361,44	1.200	928	-22,67
Albania	1.147	30	-97,42	6.348	186	-97,07
Slovenia	694	–	–	3.850	–	–
Russia Federation	–	57	–	–	240	–
Barang dari Semen dan Kapur untuk	**9.300.817**	**25.659.448**	**175,88**	**10.137.477**	**22.605.839**	**122,99**
Japan	279.697	89.220	-68,10	1.096.348	443.688	-59,53
Hong Kong	–	595	–	–	15.155	–
Korea, Republic of	158.352	168.640	6,50	43.602	56.095	28,65
Taiwan	18.064	1.778	-90,16	3.628	1.837	-49,36
China	42.389	197.136	365,06	14.225	147.535	937,12
Papua New Guinea	–	1	–	–	8	–
Thailand	234.470	5.087.455	2.069,77	70.372	375.179	433,14
Singapore	57.763	848.599	1.369,09	120.447	1.381.639	1.047,10
Philippines	2.750.444	3.610.347	31,26	608.341	622.352	2,30
Malaysia	47.457	1.759.495	3.607,57	32.307	498.549	1.443,14
Cambodia	4.368	8.900	103,76	50.125	2.000	-96,01
Brunei Darussalam	4.150	–	–	2.075	–	–
Viet Nam	60.903	97.722	60,45	45.904	68.997	50,31
Maldives	67.431	6.444	-90,44	25.466	98.892	288,33
India	120.790	65.902	-45,44	102.751	67.875	-33,94
Sri Lanka	1.336	–	–	453	–	–
Iraq	–	20	–	–	45	–
Saudi Arabia	6.814	200	-97,06	14.527	350	-97,59
Israel	–	227	–	–	724	–
Kuwait	797	2.818	253,59	2.808	2.363	-15,84
Lebanon	105	~0	-99,57	167	1	-99,40
Oman	–	1.259	–	–	1.404	–
Turkey	20.704	13.381	-35,37	9.175	12.812	39,65
United Arab Emirates	6.486	18.387	183,49	39.201	37.006	-5,60
Qatar	7.795	1.283	-83,54	9.615	3.632	-62,22
Bahrain	596	408	-31,53	5.468	4.657	-14,83
Cyprus	–	831	–	–	958	–

https://www.bps.go.id

Komoditas/Negara Tujuan	Berat Bersih (kg)		Perub	Nilai FOB (US$)		Perub
	Jan–Jun 2023	Jan–Jun 2024	%	Jan–Jun 2023	Jan–Jun 2024	%
(1)	(2)	(3)	(4)	(5)	(6)	(7)
Morocco	3.104	155	-95,01	7.716	8.908	15,45
Namibia	400	1.018	154,73	2.356	3.815	61,92
Tanzania, United Rep. of	432	3.943	812,77	1.615	2.561	58,57
Madagascar	–	692	–	–	1.033	–
Kenya	630	–	–	280	–	–
Reunion	30.954	30.545	-1,32	20.789	34.297	64,98
Mozambique	1.007	750	-25,52	156	1.681	975,41
Guinea	–	335	–	–	7.633	–
Nigeria	36	–	–	55	–	–
Senegal	197	3.028	1.437,06	2.582	21.639	738,10
Seychelles	2.691	58	-97,84	3.108	176	-94,34
South Africa	9.570	11.186	16,89	10.696	6.848	-35,98
Mauritius	45.567	7.207	-84,18	24.637	11.191	-54,57
Mayotte	791	599	-24,23	834	2.376	184,71
Australia	1.193.605	1.329.607	11,39	2.463.559	3.136.055	27,30
New Zealand	30.313	22.319	-26,37	31.591	20.787	-34,20
New Caledonia	4.559	3.062	-32,84	7.549	6.549	-13,25
Saint Vincent and the Grenadines	–	90	–	–	244	–
Vanuatu	64	2.180	3.306,25	87	2.460	2.738,20
Fiji	1.081	7.936	634,10	1.315	9.795	645,04
Kiribati	–	13.823	–	–	1.492	–
Tonga	227.290	–	–	125.130	–	–
East Timor	19.584	62.675	220,03	10.784	20.533	90,40
United States	2.439.011	10.899.681	346,89	3.722.907	14.085.128	278,34
Canada	5.379	18.557	245,03	5.939	18.292	207,98
Mexico	8.791	6.977	-20,63	5.598	1.867	-66,64
Guatemala	–	61	–	–	618	–
Panama	3.984	–	–	5.797	–	–
Chile	11.946	–	–	10.608	–	–
Argentina	5.150	9.010	74,95	3.545	7.233	104,06
Brazil	7.443	8.544	14,79	7.861	4.687	-40,37
Colombia	5.544	3.726	-32,80	13.366	5.005	-62,56
Uruguay	14.492	700	-95,17	16.117	1.260	-92,18
Paraguay	–	1.749	–	–	9.621	–
Peru	58	–	–	782	–	–
Puerto Rico	–	48.874	–	–	91.008	–
Dominican Republic	330	2.583	682,84	755	1.000	32,43
Costa Rica	11.129	7.129	-35,94	11.394	4.045	-64,50
Cayman Islands	450	–	–	547	–	–
Dominica	300	–	–	391	–	–
French Polynesia	3.831	3.071	-19,84	1.864	1.806	-3,09
Martinique	446	1.662	272,68	132	1.552	1.079,31
Netherlands Antilles	3.170	5.500	73,50	3.084	2.947	-4,44
Saint Lucia	2.712	–	–	10.136	–	–
Turks and Caicos Islands	–	2.109	–	–	8.817	–
Guadeloupe	16.787	–	–	7.068	–	–
United Kingdom	182.791	186.470	2,01	210.082	291.747	38,87
Netherlands	264.823	261.163	-1,38	287.126	265.451	-7,55
France	376.089	420.459	11,80	283.021	367.848	29,97
Germany, Fed. Rep. of	118.491	113.185	-4,48	113.229	71.371	-36,97
Austria	454	453	-0,22	603	229	-61,97
Belgium	82.132	39.061	-52,44	53.348	49.226	-7,73
Switzerland	23	721	3.035,73	284	1.517	435,09
Denmark	4.451	17.387	290,62	5.572	22.776	308,76
Norway	2.717	4.429	63,01	15.010	15.305	1,97
Sweden	8.198	536	-93,46	17.760	2.673	-84,95
Ireland	53.453	19.252	-63,98	43.574	10.742	-75,35
Italy	16.625	2.735	-83,55	13.856	5.743	-58,55
Spain	113.913	36.170	-68,25	136.352	45.914	-66,33
Portugal	8.547	7.702	-9,88	13.678	8.327	-39,12
Greece	34.147	8.859	-74,06	68.638	10.387	-84,87
Hungary	2.817	950	-66,28	1.607	1.154	-28,20
Poland	1.786	5.017	180,93	1.387	3.051	119,98
Romania	–	10.305	–	–	8.032	–
Bulgaria	8.856	2.911	-67,13	7.195	5.455	-24,18
Albania	671	1.994	197,15	1.456	12.981	791,69
Kazakhstan	1.825	–	–	3.595	–	–
Lithuania	1.492	2.569	72,21	2.387	2.725	14,15
Estonia	450	–	–	1.050	–	–
Croatia	–	10.430	–	–	9.908	–
Malta	741	70	-90,55	1.005	338	-66,36
Slovenia	2.004	95	-95,24	3.289	358	-89,13
Czech Republic	5.945	116	-98,05	3.350	178	-94,68
Russia Federation	3.641	4.000	9,85	9.290	3.500	-62,33
Serbia	–	218	–	–	188	–
Barang dari Semen, Kapur, Gips dan Asbes	**48.290.757**	**56.339.161**	**16,67**	**12.331.590**	**14.269.957**	**15,72**
Japan	355.000	279.034	-21,40	369.085	284.407	-22,94

https://www.bps.go.id

Lanjutan Tabel 3.6

Komoditas/Negara Tujuan	Berat Bersih (kg)		Perub	Nilai FOB (US$)		Perub
	Jan–Jun 2023	Jan–Jun 2024	%	Jan–Jun 2023	Jan–Jun 2024	%
(1)	(2)	(3)	(4)	(5)	(6)	(7)
Hong Kong	638.410	670.012	4,95	136.760	97.372	-28,80
Korea, Republic of	6.563.703	4.492.604	-31,55	1.544.488	1.081.421	-29,98
Taiwan	4.594.719	5.334.494	16,10	1.109.418	1.311.393	18,21
China	96.961	372	-99,62	38.345	2.493	-93,50
Papua New Guinea	758.491	1.075.965	41,86	327.458	444.808	35,84
Thailand	25.000	5.075	-79,70	7.669	14.888	94,13
Singapore	98.524	717.036	627,78	28.829	280.248	872,11
Philippines	15.250.841	29.352.298	92,46	4.154.315	7.035.497	69,35
Malaysia	7.294.966	4.660.722	-36,11	1.500.992	1.064.617	-29,07
Myanmar	448.803	–	–	149.408	–	–
Cambodia	2.000	–	–	154	–	–
Brunei Darussalam	233.740	675.815	189,13	49.619	141.925	186,03
Viet Nam	2.213.243	1.826.289	-17,48	632.152	499.763	-20,94
Maldives	65.014	99.875	53,62	22.935	25.861	12,76
India	585.610	634.354	8,32	187.820	218.636	16,41
Sri Lanka	1.800	–	–	1.459	–	–
Saudi Arabia	–	1.790	–	–	4.371	–
United Arab Emirates	83	34.946	42.104,98	4.754	133.440	2.707,09
Madagascar	–	21.762	–	–	5.663	–
Reunion	44.925	98.590	119,45	16.922	23.233	37,30
Ghana	3.896.640	–	–	762.300	–	–
South Africa	33.280	51.690	55,32	7.712	12.125	57,22
Comoros	–	8.957	–	–	5.650	–
Australia	450.263	1.509.379	235,22	130.979	418.847	219,78
New Zealand	80	518.312	647.790,04	390	126.007	32.209,41
Guam	91.247	72.854	-20,16	24.325	20.010	-17,74
Palau	20.740	22.290	7,47	4.945	5.986	21,05
New Caledonia	18.860	–	–	5.967	–	–
Vanuatu	–	23.780	–	–	4.553	–
American Samoa	–	24.900	–	–	4.573	–
Fiji	22.740	240.273	956,61	6.196	62.326	905,85
Kiribati	–	66.630	–	–	15.423	–
Samoa	–	47.872	–	–	8.046	–
Solomon Islands	–	51	–	–	14.588	–
Tonga	–	49.174	–	–	8.282	–
East Timor	435.537	415.873	-4,51	111.460	118.401	6,23
United States	252.072	2.453	-99,03	61.051	5.222	-91,45
Brazil	2.065	24.190	1.071,43	38.771	4.255	-89,03
Colombia	–	14	–	–	70	–
French Polynesia	–	59.260	–	–	15.300	–
U.S. Virgin Islands	880	–	–	1.033	–	–
United Kingdom	98.142	111	-99,89	22.585	130	-99,43
France	244.505	233.251	-4,60	61.472	64.691	5,24
Germany, Fed. Rep. of	305.916	–	–	94.076	–	–
Belgium	574.099	195.097	-66,02	149.620	59.954	-59,93
Italy	–	5.004	–	–	1.060	–
Spain	442.930	560.941	26,64	90.741	117.338	29,31
Greece	–	2	–	–	8	–
Hungary	1	–	–	36	–	–
Poland	1.273.351	1.282.957	0,75	290.491	292.216	0,59
Romania	814.112	942.812	15,81	174.019	214.862	23,47
Uzbekistan	~0	–	–	10	–	–
Malta	41.464	–	–	10.828	–	–
Barang dari Gips untuk Konstruksi	**16.596.136**	**37.742.724**	**127,42**	**3.325.598**	**6.796.817**	**104,38**
Hong Kong	130.036	172.904	32,97	35.525	47.109	32,61
Korea, Republic of	39.024	53.356	36,73	12.467	17.615	41,29
China	1	50	9.900,00	14	1.129	7.785,07
Papua New Guinea	91.930	103.252	12,32	30.325	22.334	-26,35
Singapore	8	135.275	1.803.564,53	30	27.109	91.654,95
Philippines	4.401.576	5.439.950	23,59	774.641	971.190	25,37
Malaysia	8.354.766	17.064.713	104,25	1.713.970	3.236.440	88,83
Brunei Darussalam	2.037.731	3.102.174	52,24	403.211	618.908	53,49
Viet Nam	489.440	411.790	-15,87	70.282	62.076	-11,68
Maldives	504.510	295.772	-41,37	137.506	77.994	-43,28
India	189.059	10.209.139	5.299,99	30.563	1.420.885	4.549,11
Sri Lanka	–	50.638	–	–	9.086	–
United Arab Emirates	32.400	32.400	0,00	7.935	8.450	6,49
Australia	295.488	607.046	105,44	99.146	258.617	160,84
East Timor	30.168	64.264	113,02	9.974	17.874	79,20
United States	2	–	–	10	–	–
Barang Tahan Api dari Tanah Liat/Keramik	**1.940.697**	**1.507.056**	**-22,34**	**960.892**	**929.840**	**-3,23**
Japan	–	13.772	–	–	68.573	–
Hong Kong	3	–	–	225	–	–
Korea, Republic of	137.786	74.114	-46,21	143.065	65.758	-54,04
Taiwan	208.258	174.026	-16,44	76.899	61.726	-19,73
China	10.512	26.704	154,03	21.150	13.144	-37,85

https://www.bps.go.id

Komoditas/Negara Tujuan	Berat Bersih (kg)		Perub	Nilai FOB (US$)		Perub
	Jan–Jun 2023	Jan–Jun 2024	%	Jan–Jun 2023	Jan–Jun 2024	%
(1)	(2)	(3)	(4)	(5)	(6)	(7)
Papua New Guinea	140	3.000	2.042,86	76	410	437,06
Thailand	285	3.259	1.045,53	2.142	5.888	174,92
Singapore	2.330	1.710	-26,64	14.695	15.632	6,37
Philippines	400	411	2,70	1.294	1.660	28,26
Malaysia	1.391.032	722.615	-48,05	269.954	145.115	-46,24
Brunei Darussalam	6.047	252.733	4.079,48	1.950	47.528	2.337,32
Viet Nam	–	3	–	–	615	–
India	–	100.000	–	–	22.150	–
Sri Lanka	–	80	–	–	219	–
United Arab Emirates	–	480	–	–	4.743	–
Nigeria	9.375	–	–	13.125	–	–
South Africa	58	–	–	60	–	–
Australia	46	857	1.762,17	3.712	11.567	211,58
New Zealand	492	–	–	4.785	–	–
Fiji	2	–	–	7	–	–
East Timor	57.543	44.217	-23,16	10.460	13.428	28,38
United States	11.708	29.890	155,31	179.471	335.250	86,80
United Kingdom	5.985	485	-91,89	112.775	7.775	-93,11
Netherlands	280	474	69,29	168	4.780	2.745,24
France	–	~0	–	–	76	–
Germany, Fed. Rep. of	19.530	324	-98,34	9.387	3.500	-62,71
Belgium	50.510	33.442	-33,79	55.127	33.350	-39,50
Switzerland	269	–	–	3.465	–	–
Denmark	115	–	–	307	–	–
Sweden	510	300	-41,18	4.785	3.850	-19,54
Italy	27.480	22.576	-17,85	31.808	49.063	54,25
Spain	–	819	–	–	5.718	–
Romania	–	485	–	–	4.780	–
Bulgaria	–	280	–	–	3.543	–
Barang dari Marmer dan Granit untuk	**1.540.720**	**1.111.071**	**-27,89**	**1.073.298**	**1.062.491**	**-1,01**
Japan	8.451	56.950	573,89	8.069	27.516	241,01
Korea, Republic of	561.267	84.215	-85,00	239.887	27.896	-88,37
Taiwan	17.000	41.118	141,87	5.514	18.354	232,86
China	42.614	–	–	24.441	–	–
Papua New Guinea	26	–	–	53	–	–
Thailand	10.200	–	–	3.440	–	–
Singapore	1.500	3.676	145,07	600	7.707	1.184,42
Malaysia	125.814	2.100	-98,33	84.511	674	-99,20
Maldives	1.248	–	–	5.720	–	–
India	19.114	–	–	2.419	–	–
Sri Lanka	425	–	–	1.410	–	–
Saudi Arabia	–	95.746	–	–	22.324	–
United Arab Emirates	25.463	–	–	17.046	–	–
Tanzania, United Rep. of	40	–	–	666	–	–
Kenya	–	4.413	–	–	10.269	–
Cote D'Ivoire	–	4.300	–	–	3.757	–
Seychelles	951	–	–	3.825	–	–
South Africa	–	763	–	–	4.931	–
Comoros	–	291	–	–	1.613	–
Mauritius	–	47.259	–	–	29.486	–
Australia	241.360	460.179	90,66	128.042	278.348	117,39
New Zealand	–	25.092	–	–	11.412	–
Guam	8.878	–	–	6.605	–	–
United States	430.410	235.597	-45,26	512.910	545.989	6,45
Costa Rica	19.433	17.645	-9,20	11.887	18.446	55,18
French Polynesia	2.279	1.352	-40,68	1.400	1.881	34,29
Netherlands	15.188	17.732	16,75	8.942	23.886	167,13
France	–	1.214	–	–	6.211	–
Germany, Fed. Rep. of	198	–	–	167	–	–
Italy	–	57	–	–	9.240	–
Spain	8.010	6.251	-21,96	5.043	4.181	-17,08
Poland	850	5.120	502,35	700	8.369	1.095,57
Logam Dasar Bukan Besi	**4.768.010.380**	**5.846.223.804**	**22,61**	**7.689.336.079**	**7.215.343.858**	**-6,16**
Japan	8.564.148	4.047.733	-52,74	8.333.878	3.747.140	-55,04
Hong Kong	176.804	458	-99,74	350.623	495	-99,86
Korea, Republic of	43.564.057	45.021.955	3,35	83.356.795	58.308.807	-30,05
Taiwan	18.571.568	33.340.117	79,52	38.492.896	55.617.310	44,49
China	3.702.394.003	4.484.230.008	21,12	7.103.005.445	6.367.670.312	-10,35
Papua New Guinea	–	2	–	–	5	–
Thailand	1.253.754	989.091	-21,11	1.633.026	1.102.471	-32,49
Singapore	128.478	40.787	-68,25	1.076.436	658.900	-38,79
Philippines	2.121.412	1.506.200	-29,00	2.874.456	1.916.941	-33,31
Malaysia	214.662.693	125.799.043	-41,40	78.566.257	48.110.105	-38,76
Cambodia	518.949	162.580	-68,67	565.757	154.636	-72,67
Viet Nam	297.091	206.920	-30,35	210.756	148.297	-29,64
India	554.080.798	785.906.694	41,84	289.866.460	427.783.454	47,58

https://www.bps.go.id

Lanjutan Tabel 3.6

Komoditas/Negara Tujuan	Berat Bersih (kg)		Perub	Nilai FOB (US$)		Perub
	Jan–Jun 2023	Jan–Jun 2024	%	Jan–Jun 2023	Jan–Jun 2024	%
(1)	(2)	(3)	(4)	(5)	(6)	(7)
Pakistan	1	1	-45,50	~0	193	1.925.300,00
Sri Lanka	–	7	–	–	663	–
Saudi Arabia	–	~0	–	–	25	–
Oman	27.928.800	29.300.930	4,91	9.942.653	10.958.548	10,22
Turkey	75	–	–	2.350	–	–
United Arab Emirates	8	107.851.812	1.389.842.834,60	2.331	45.447.516	1.949.750,93
Egypt	44.472.100	28.561.010	-35,78	16.599.656	10.971.712	-33,90
Libyan Arab Jamahiriya	812.570	–	–	934.455	–	–
Algeria	1.281.200	1.301.310	1,57	1.404.687	1.249.288	-11,06
Kenya	54.300	55.400	2,03	59.459	52.962	-10,93
Nigeria	–	415.500	–	–	386.138	–
Senegal	–	221.630	–	–	208.997	–
Mauritania	–	138.520	–	–	134.641	–
South Africa	–	648.000	–	–	1.258.123	–
Australia	584	108.518.714	18.581.871,49	136	40.409.719	29.675.615,87
East Timor	1.069	1.132	5,90	1.814	984	-45,76
United States	4	156.839	4.238.788,59	67	2.233.112	3.312.335,67
Canada	1.081	2	-99,81	32.450	1	-100,00
Brazil	–	152.000	–	–	296.400	–
United Kingdom	95	22.880.708	23.983.870,65	3.303	34.061.086	1.030.994,91
Netherlands	116.032.330	43.446.572	-62,56	40.690.373	66.971.456	64,59
France	20	–	–	1.704	–	–
Germany, Fed. Rep. of	7.295	94.320	1.192,94	98.532	401.563	307,55
Belgium	102.430	96.700	-5,59	136.470	85.118	-37,63
Switzerland	14	7	-50,00	5	3	-44,00
Ireland	–	2	–	–	729	–
Italy	–	21.131.100	–	–	34.996.010	–
Iceland	30.982.590	–	–	11.090.838	–	–
Malta	60	–	–	2.014	–	–
Besi dan Baja	**5.089.542.421**	**6.903.725.113**	**35,65**	**6.144.205.487**	**6.695.267.103**	**8,97**
Japan	41.487.632	45.763.919	10,31	29.611.919	18.587.484	-37,23
Hong Kong	266.615	8.814	-96,69	253.827	73.694	-70,97
Korea, Republic of	82.075.614	72.331.852	-11,87	152.227.749	124.048.185	-18,51
Taiwan	767.992.201	772.014.642	0,52	1.206.618.936	985.655.550	-18,31
China	666.955.161	961.431.826	44,15	1.408.005.577	1.523.236.755	8,18
Mongolia	64	4	-94,41	311	757	143,43
Papua New Guinea	2.092.151	5.529.655	164,30	3.444.418	4.245.805	23,27
Thailand	164.164.667	240.949.309	46,77	176.426.530	203.825.897	15,53
Singapore	133.101.908	28.137.095	-78,86	104.770.634	73.002.004	-30,32
Philippines	226.931.380	427.717.284	88,48	126.023.426	219.808.276	74,42
Malaysia	315.052.782	268.214.339	-14,87	347.709.440	248.132.185	-28,64
Myanmar	127.600	11	-99,99	86.479	169	-99,80
Cambodia	1.244	292.703	23.432,05	37.204	292.790	686,99
Brunei Darussalam	28.355	85.636	202,02	701.460	633.984	-9,62
Lao People'S Dem. Rep.	221	–	–	3.638	–	–
Viet Nam	331.955.779	355.164.337	6,99	563.807.857	550.362.505	-2,38
Maldives	360	778	116,12	980	8.794	797,33
India	313.245.844	415.283.091	32,57	672.007.941	706.422.222	5,12
Pakistan	597.450	268.370	-55,08	1.350.015	761.909	-43,56
Bangladesh	341.691.000	59.995.195	-82,44	9.155.917	6.479.354	-29,23
Sri Lanka	198.741	63.090.602	31.645,14	293.065	31.673.229	10.707,56
Iraq	652.618	2.719.300	316,68	5.796.992	26.606.594	358,97
Saudi Arabia	13.311.975	6.220.104	-53,27	7.854.792	32.332.960	311,63
Israel	25.325	–	–	67.356	–	–
Kuwait	271.055	56.369	-79,20	880.412	669.154	-24,00
Jordan	–	260	–	–	2.485	–
Lebanon	16.845	48	-99,72	48.504	574	-98,82
Yemen	–	73	–	–	825	–
Oman	12.174	166.907	1.270,99	155.585	2.358.409	1.415,83
Turkey	207.716.435	358.440.633	72,56	258.901.214	309.470.902	19,53
United Arab Emirates	50.151.170	130.815.067	160,84	83.730.308	55.077.565	-34,22
Qatar	11.792.965	106.441.568	802,59	65.163.942	70.206.698	7,74
Bahrain	21	639.413	3.003.246,93	301	1.366.850	454.214,25
Egypt	–	103.757.847	–	–	53.682.696	–
Libyan Arab Jamahiriya	1.699.751	28.410	-98,33	18.181.716	64.133	-99,65
Morocco	155	2	-98,45	4.816	120	-97,51
Tunisia	–	2	–	–	7	–
Sudan	14.716.380	–	–	8.384.829	–	–
Namibia	657.010	19.556	-97,02	1.426.897	59.212	-95,85
Tanzania, United Rep. of	–	~0	–	–	10	–
Madagascar	20.200	–	–	48.417	–	–
Kenya	56.271.185	13.553	-99,98	31.226.629	14.250	-99,95
Mozambique	19.573	–	–	52.815	–	–
Equatorial Guinea	–	955.344	–	–	5.619.195	–
Togo	1.838.120	–	–	963.175	–	–
Ghana	18.485	93.690	406,84	11.027	561.241	4.989,69
Guinea	–	5.885	–	–	12.901	–

https://www.bps.go.id

Komoditas/Negara Tujuan	Berat Bersih (kg)		Perub	Nilai FOB (US$)		Perub
	Jan–Jun 2023	Jan–Jun 2024	%	Jan–Jun 2023	Jan–Jun 2024	%
(1)	(2)	(3)	(4)	(5)	(6)	(7)
Angola	–	195.932	–	–	2.277.672	–
Congo	1.381	1.143.029	82.689,79	17.323	6.787.612	39.083,75
Cameroon	84.562.390	40.915.000	-51,62	47.062.569	20.854.843	-55,69
Nigeria	102.640	24.346.709	23.620,42	398.495	33.837.684	8.391,37
Gabon	81.780	845.760	934,19	242.178	4.466.986	1.744,51
Cote D'Ivoire	80.716.189	51.739.506	-35,90	18.455.823	703.623	-96,19
Senegal	859.360	1.026	-99,88	2.264.988	1.200	-99,95
Mauritania	118.679	–	–	324.547	–	–
Mali	620.248	27.788	-95,52	1.493.173	123.526	-91,73
Seychelles	–	62.132	–	–	153.099	–
Uganda	96.510	117.060	21,29	776.056	390.231	-49,72
Central African Republic	140	–	–	2.098	–	–
Djibouti	18.297.660	–	–	10.058.381	–	–
South Africa	275.675	339.253	23,06	463.754	593.827	28,05
Mauritius	2.871.462	2.149.555	-25,14	3.493.914	2.883.842	-17,46
Australia	69.027.677	379.247.901	449,41	58.806.863	442.938.677	653,21
New Zealand	2.827.402	3.482.557	23,17	3.585.111	3.569.120	-0,45
New Caledonia	14	–	–	72	–	–
Vanuatu	415.120	580.873	39,93	278.311	355.645	27,79
American Samoa	137.842	358.009	159,72	96.489	219.473	127,46
Cook Islands	23.605	–	–	41.608	–	–
Fiji	18.014	–	–	29.074	–	–
Marshall Islands	75	–	–	4.500	–	–
Samoa	357.449	358.911	0,41	239.034	226.252	-5,35
Solomon Islands	143.514	312.070	117,45	164.817	260.343	57,96
Tonga	79.742	393.067	392,92	120.751	248.522	105,81
Tuvalu	17.166	–	–	22.393	–	–
East Timor	11.013.653	154.549.322	1.303,25	9.682.626	4.182.357	-56,81
United States	68.397.362	436.336.302	537,94	78.077.724	215.151.515	175,56
Canada	9.244.283	16.763.971	81,34	9.394.980	14.583.210	55,22
Mexico	60.749.867	249.593.052	310,85	49.279.461	131.769.673	167,39
Guatemala	48.478.665	164.471.114	239,26	26.215.218	85.572.631	226,42
Honduras	–	19.689.941	–	–	10.179.739	–
Nicaragua	87	67	-23,74	654	444	-32,08
Panama	136.977	70.078	-48,84	304.720	177.035	-41,90
Chile	25.155	61.105	142,92	25.938	575.244	2.117,80
Venezuela	16.100	–	–	52.905	–	–
Argentina	63.180	315.402	399,21	130.443	300.562	130,42
Brazil	9.792.165	275.546	-97,19	6.020.097	1.381.920	-77,04
Colombia	103.041	28.002.663	27.076,24	1.154.622	18.725.805	1.521,81
Bolivia	–	20.933	–	–	204.479	–
Uruguay	50	–	–	1.660	–	–
Ecuador	7	4	-45,20	58	64	9,59
Peru	55.017.191	98.830.062	79,63	609.981	945.019	54,93
Trinidad and Tobago	2	3	59,06	6	20	212,01
Puerto Rico	1.925.162	2.335.315	21,30	1.809.945	1.844.214	1,89
Dominican Republic	22	95.919.198	441.820.247,98	113	52.866.792	46.599.099,41
El Salvador	16.147.077	30.855.900	91,09	9.114.130	16.078.421	76,41
Costa Rica	34.310.870	39	-100,00	18.277.024	198	-100,00
Barbados	22	37	68,56	126	201	59,34
Aruba	3	–	–	35	–	–
Bermuda	–	3	–	–	39	–
French Polynesia	23.145	58	-99,75	43.281	2.060	-95,24
Grenada	2	–	–	13	–	–
Netherlands Antilles	1	1	58,24	9	16	84,16
Guadeloupe	–	4	–	–	20	–
United Kingdom	5.786.209	3.345.743	-42,18	33.630.580	15.253.991	-54,64
Netherlands	59.274.123	7.627.956	-87,13	38.991.596	5.839.518	-85,02
France	130.651.017	66.441.639	-49,15	2.696.058	1.884.128	-30,12
Germany, Fed. Rep. of	599.876	321.929	-46,33	2.041.583	1.015.118	-50,28
Austria	12	–	–	38	–	–
Belgium	249.453.561	125.284.959	-49,78	159.900.408	78.640.264	-50,82
Switzerland	39	28	-28,93	1.900	505	-73,44
Denmark	6.889.875	396.878	-94,24	5.035.037	3.310.664	-34,25
Norway	1.720.508	330.503	-80,79	5.595.249	1.095.736	-80,42
Sweden	286.276	319.405	11,57	1.067.382	924.723	-13,37
Finland	1.319	42.137	3.093,62	25.167	128.447	410,37
Ireland	–	25.924	–	–	72.594	–
Italy	199.063.362	185.578.626	-6,77	151.505.258	75.970.197	-49,86
Spain	71.212.262	114.952.482	61,42	58.445.569	74.829.709	28,03
Portugal	12.776.911	7.472.898	-41,51	9.336.136	4.857.160	-47,97
Greece	63.382	38.776	-38,82	164.763	120.234	-27,03
Hungary	–	7	–	–	782	–
Poland	23.530.472	111.017.434	371,80	20.238.517	67.257.064	232,32
Romania	101.769	727.557	614,91	111.854	4.344.556	3.784,13
Bulgaria	–	23.951	–	–	20.655	–
Azerbaijan	–	2	–	–	626	–
Kazakhstan	8	–	–	236.510	–	–

https://www.bps.go.id

Lanjutan Tabel 3.6

Komoditas/Negara Tujuan	Berat Bersih (kg)		Perub	Nilai FOB (US$)		Perub
	Jan–Jun 2023	Jan–Jun 2024	%	Jan–Jun 2023	Jan–Jun 2024	%
(1)	(2)	(3)	(4)	(5)	(6)	(7)
Moldova, Republic of	390	–	–	3.829	–	–
Lithuania	–	41.377.723	–	–	23.735.587	–
Latvia	50.540	6.946.775	13.645,10	211.346	4.929.095	2.232,24
Estonia	25.412	–	–	92.597	–	–
Slovakia	73.825	75.073	1,69	232.459	199.132	-14,34
Slovenia	–	16.822	–	–	39.831	–
Czech Republic	48	68	43,16	750	1.101	46,66
Russia Federation	3.727.190	67	-100,00	10.565.764	3.510	-99,97
Nikel	**532.938.294**	**828.126.079**	**55,39**	**3.447.930.645**	**3.534.573.602**	**2,51**
Japan	45.287.055	49.798.428	9,96	708.320.693	532.523.180	-24,82
Korea, Republic of	520.020	8.492.567	1.533,12	3.897.854	77.680.852	1.892,91
Taiwan	202.420	1.825.345	801,76	692.380	30.679.895	4.331,08
China	462.678.734	750.434.399	62,19	2.414.370.641	2.689.231.193	11,38
Thailand	–	2.462	–	–	273.056	–
Singapore	960	2.000.357	208.270,54	11.239	33.381.948	296.920,80
Malaysia	30	–	–	1.900	–	–
India	–	1.302.086	–	–	22.319.187	–
Oman	305	–	–	4.868	–	–
Turkey	–	199.906	–	–	3.181.226	–
United States	14	602	4.360,00	305	81.169	26.523,21
Brazil	2.010	274.649	13.564,11	82.551	4.748.865	5.652,66
Peru	–	42.399	–	–	144.371	–
Netherlands	–	13.752.879	–	–	140.328.658	–
Norway	24.246.746	–	–	320.548.215	–	–
Tembaga	**115.692.207**	**190.475.040**	**64,64**	**938.524.121**	**1.615.364.528**	**72,12**
Japan	111.903	128.399	14,74	930.667	866.581	-6,89
Hong Kong	1.024.906	377.869	-63,13	8.454.257	3.525.840	-58,30
Korea, Republic of	341.886	1.743.085	409,84	2.835.077	16.119.750	468,58
Taiwan	891.205	8.412.701	843,97	7.520.735	75.412.050	902,72
China	40.169.457	63.799.358	58,83	273.947.312	474.883.635	73,35
Papua New Guinea	–	160	–	–	259	–
Thailand	10.312.117	25.346.513	145,79	92.871.860	229.132.860	146,72
Singapore	1.134.893	2.082.094	83,46	10.052.022	10.778.398	7,23
Philippines	1.208.794	2.252.515	86,34	10.972.973	21.594.746	96,80
Malaysia	29.837.139	43.735.044	46,58	265.183.045	395.287.994	49,06
Myanmar	60.000	–	–	565.807	–	–
Brunei Darussalam	–	17	–	–	275	–
Lao People'S Dem. Rep.	2	–	–	8	–	–
Viet Nam	24.683.398	35.509.141	43,86	222.256.619	326.659.058	46,97
Maldives	–	37	–	–	3.668	–
India	219.748	928.844	322,69	1.855.412	7.767.957	318,66
Pakistan	4.165	12.216	193,31	32.076	91.546	185,40
Bangladesh	1.220.655	1.293.478	5,97	10.064.694	10.416.874	3,50
Sri Lanka	33	–	–	114	–	–
Saudi Arabia	–	5	–	–	25	–
Turkey	181.030	236.463	30,62	1.520.472	1.945.454	27,95
United Arab Emirates	–	27.831	–	–	286.291	–
Egypt	–	18.160	–	–	147.439	–
Tanzania, United Rep. of	–	1	–	–	42	–
Ghana	–	42	–	–	3.512	–
Angola	7	–	–	2.000	–	–
Congo	82	–	–	1.101	–	–
Mauritius	60	–	–	3.100	–	–
Australia	2.718.738	2.038.523	-25,02	24.897.037	19.216.651	-22,82
New Zealand	10.275	10.092	-1,78	100.171	88.918	-11,23
Guam	12	–	–	111	–	–
East Timor	2.322	4.229	82,10	12.754	22.242	74,39
United States	1.519.389	162.387	-89,31	4.222.916	3.218.781	-23,78
Canada	7.523	11.417	51,76	135.246	207.296	53,27
Mexico	96	–	–	418	–	–
Brazil	110	442.433	402.111,82	1.100	272.904	24.709,46
United Kingdom	7.847	876	-88,84	48.633	27.154	-44,17
Netherlands	20.670	225	-98,91	10.723	1.914	-82,15
France	54	66	21,58	3.798	474	-87,51
Germany, Fed. Rep. of	681	480	-29,50	15.992	16.381	2,43
Belgium	45	14	-69,11	729	2.831	288,24
Switzerland	–	45	–	–	665	–
Sweden	–	5	–	–	30	–
Finland	–	1.899.997	–	–	17.361.738	–
Italy	1	7	882,40	90	58	-35,90
Spain	95	4	-96,14	345	267	-22,61
Greece	5	92	1.746,94	72	82	14,77
Hungary	10	–	–	11	–	–
Romania	–	25	–	–	248	–
Malta	29	–	–	688	–	–
Russia Federation	2.825	150	-94,70	3.932	1.643	-58,21

https://www.bps.go.id

Komoditas/Negara Tujuan	Berat Bersih (kg)		Perub	Nilai FOB (US$)		Perub
	Jan–Jun 2023	Jan–Jun 2024	%	Jan–Jun 2023	Jan–Jun 2024	%
(1)	(2)	(3)	(4)	(5)	(6)	(7)
Logam Dasar Mulia	**919.729**	**1.097.160**	**19,29**	**1.044.007.215**	**1.430.849.884**	**37,05**
Japan	690.374	671.609	-2,72	601.809.239	608.042.137	1,04
Hong Kong	20.909	26.000	24,35	109.924.303	133.399.186	21,36
Korea, Republic of	144.659	207.083	43,15	50.586	165.237.262	326.544,29
China	28	7	-74,73	35.521	7.023	-80,23
Thailand	2.114	3.127	47,94	19.792.957	4.955.023	-74,97
Singapore	32.735	24.644	-24,72	284.079.270	379.764.312	33,68
Philippines	–	101.872	–	–	89.132.099	–
Malaysia	4.582	6.627	44,65	856.250	699.000	-18,36
Viet Nam	1.874	–	–	1.359.981	–	–
United Arab Emirates	5.148	4.206	-18,28	175.652	127.875	-27,20
Australia	9.032	–	–	6.519.477	–	–
East Timor	–	2.101	–	–	250	–
United States	3.753	736	-80,38	535.950	299.143	-44,18
Canada	–	40.802	–	–	35.273.399	–
United Kingdom	7	5	-33,30	1.856	126.000	6.687,88
France	7	11	62,12	230.744	220.384	-4,49
Germany, Fed. Rep. of	368	222	-39,68	25.135	16.433	-34,62
Switzerland	1.003	8.107	708,31	18.136.080	13.550.357	-25,29
Italy	3.003	–	–	473.528	–	–
Hungary	134	–	–	688	–	–
Timah	**32.011.534**	**14.680.645**	**-54,14**	**831.103.844**	**454.056.681**	**-45,37**
Japan	2.009.813	870.276	-56,70	51.906.329	25.957.375	-49,99
Korea, Republic of	3.019.757	2.790.582	-7,59	79.908.992	88.094.826	10,24
Taiwan	1.268.102	840.334	-33,73	33.215.799	25.786.657	-22,37
China	10.198.264	801.285	-92,14	267.112.552	25.568.968	-90,43
Papua New Guinea	137	2	-98,54	168	61	-63,78
Thailand	885.212	–	–	22.674.465	–	–
Singapore	5.222.169	2.268.168	-56,57	135.618.574	69.289.671	-48,91
Philippines	40.021	20.175	-49,59	1.096.219	655.675	-40,19
Malaysia	191.490	31.368	-83,62	5.090.537	1.002.920	-80,30
Myanmar	25.275	–	–	722.107	–	–
Viet Nam	200.960	126.433	-37,09	5.414.871	4.108.481	-24,13
India	4.554.181	4.283.429	-5,95	116.946.766	134.870.525	15,33
Turkey	250.070	150.159	-39,95	6.544.836	4.606.444	-29,62
United Arab Emirates	24.986	–	–	675.871	–	–
South Africa	–	25.095	–	–	803.024	–
Australia	1.500	1.040	-30,67	37.425	27.840	-25,61
Solomon Islands	–	302	–	–	785	–
United States	991.495	565.213	-42,99	25.142.600	16.989.477	-32,43
Mexico	–	40.155	–	–	1.260.048	–
United Kingdom	25.091	–	–	597.161	–	–
Netherlands	1.759.374	915.269	-47,98	44.047.182	26.970.490	-38,77
Belgium	705.842	365.388	-48,23	18.055.816	11.078.416	-38,64
Italy	460.095	510.674	10,99	11.639.764	14.833.014	27,43
Spain	175.402	75.000	-57,24	4.610.691	2.141.375	-53,56
Belarus	–	300	–	–	10.610	–
Russia Federation	2.300	–	–	45.119	–	–
Alumunium	**66.729.956**	**206.060.701**	**208,80**	**213.640.526**	**528.539.386**	**147,40**
Japan	1.124.588	7.291.819	548,40	3.322.704	18.894.222	468,64
Hong Kong	200	24.128	11.964,04	886	38.650	4.259,90
Korea, Republic of	160.371	6.089.738	3.697,29	529.266	13.958.641	2.537,36
Taiwan	1.911.073	3.267.229	70,96	8.212.877	12.249.846	49,15
China	12.469.929	120.714.778	868,05	23.769.372	280.396.363	1.079,65
Mongolia	6	120	1.913,42	344	1.910	455,76
Papua New Guinea	82	182	121,95	602	1.791	197,58
Thailand	980.650	8.351.217	751,60	4.142.291	21.773.755	425,65
Singapore	1.629.825	1.578.082	-3,17	2.223.536	2.119.069	-4,70
Philippines	1.227.004	1.177.353	-4,05	3.557.682	3.860.632	8,52
Malaysia	2.225.326	5.178.683	132,72	6.426.336	13.044.736	102,99
Myanmar	372.115	240.008	-35,50	1.068.767	607.157	-43,19
Cambodia	49.905	24.000	-51,91	162.315	68.875	-57,57
Brunei Darussalam	137	117	-14,72	802	503	-37,28
Nepal	–	8	–	–	7	–
Viet Nam	12.874.210	19.230.683	49,37	36.962.961	49.195.178	33,09
Maldives	51	57	12,14	284	334	17,61
India	2.022.074	9.664.848	377,97	6.002.684	25.585.446	326,23
Pakistan	168.734	314.230	86,23	631.693	1.085.046	71,77
Bangladesh	36.507	28.772	-21,19	120.893	99.874	-17,39
Sri Lanka	299	282.597	94.319,29	1.662	692.364	41.560,01
Iraq	–	150	–	–	2.052	–
Saudi Arabia	151	18.378	12.046,24	1.723	111.778	6.387,25
Israel	–	591	–	–	449	–
Lebanon	–	1	–	–	2	–
Yemen	–	2	–	–	21	–

https://www.bps.go.id

Lanjutan Tabel 3.6

Komoditas/Negara Tujuan	Berat Bersih (kg)		Perub	Nilai FOB (US$)		Perub
	Jan–Jun 2023	Jan–Jun 2024	%	Jan–Jun 2023	Jan–Jun 2024	%
(1)	(2)	(3)	(4)	(5)	(6)	(7)
Oman	198.684	150.162	-24,42	532.718	344.066	-35,41
Turkey	233.254	1.390	-99,40	650.031	4.760	-99,27
United Arab Emirates	3.006	12.757	324,33	46.151	85.278	84,78
Qatar	–	146	–	–	1.305	–
Bahrain	7	–	–	54	–	–
Egypt	282.150	450	-99,84	2.660.110	16.710	-99,37
Libyan Arab Jamahiriya	–	3	–	–	76	–
Algeria	25.050	18	-99,93	62.830	742	-98,82
Sudan	~0	–	–	108	–	–
Ethiopia	~0	6	305.300,00	56	153	173,16
Tanzania, United Rep. of	–	199.312	–	–	449.156	–
Madagascar	460	89	-80,63	1.533	30.230	1.872,19
Kenya	50.217	48.893	-2,64	158.224	127.185	-19,62
Guinea	–	6.480	–	–	7.070	–
Nigeria	78.225	40.515	-48,21	700.958	329.912	-52,93
Cote D'Ivoire	36.036	397.439	1.002,89	185.126	1.964.748	961,31
Senegal	25	–	–	169	–	–
South Africa	2.086	4.250	103,71	16.015	25.606	59,89
Australia	5.414.806	7.125.159	31,59	20.633.249	26.259.532	27,27
New Zealand	105.968	72.082	-31,98	471.058	293.784	-37,63
Fiji	13.040	37.185	185,16	46.079	121.178	162,98
East Timor	412.128	157.991	-61,66	550.857	313.350	-43,12
United States	15.074.343	8.654.991	-42,58	60.227.134	32.891.680	-45,39
Canada	1.530.979	2.051.884	34,02	5.531.740	7.164.713	29,52
Mexico	93.438	97	-99,90	272.332	4.487	-98,35
Guatemala	2	2	8,59	12	14	18,36
Honduras	380.670	203.186	-46,62	1.020.656	493.860	-51,61
Nicaragua	–	50	–	–	28	–
Panama	2	1	-50,60	27	58	116,84
Chile	~0	135.101	13.510.076.900,00	16	918.432	5.765.322,98
Argentina	~0	1	729,55	62.124	8.806	-85,83
Brazil	70	17.297	24.438,20	733	589.878	80.426,85
Colombia	6	1	-81,81	77	77	-0,78
Bolivia	2	–	–	7	–	–
Ecuador	~0	17	426.475,00	264	832	214,79
Peru	14	2	-81,62	1.107	23	-97,93
Trinidad and Tobago	2	2	-0,56	20	20	0,00
Puerto Rico	–	429.209	–	–	1.356.326	–
El Salvador	~0	–	–	3	–	–
United Kingdom	683.361	706.227	3,35	3.771.907	3.219.518	-14,64
Netherlands	31.939	1.698	-94,68	112.912	27.697	-75,47
France	883.250	59.629	-93,25	3.370.421	254.778	-92,44
Germany, Fed. Rep. of	68.151	198.798	191,70	290.048	835.345	188,00
Austria	506.776	204.639	-59,62	1.420.727	536.418	-62,24
Belgium	1.750.365	555.771	-68,25	7.309.186	2.156.260	-70,50
Switzerland	10.537	10.347	-1,80	44.695	42.619	-4,64
Denmark	84.104	85.701	1,90	375.110	370.498	-1,23
Sweden	66.431	13.952	-79,00	253.503	54.760	-78,40
Ireland	–	181	–	–	22.342	–
Italy	663.430	156.733	-76,38	2.614.360	536.944	-79,46
Spain	290.467	532.788	83,42	1.121.502	1.579.038	40,80
Poland	388.762	135.983	-65,02	1.495.146	509.601	-65,92
Romania	19.931	24.577	23,31	62.968	75.795	20,37
Kazakhstan	–	1	–	–	22	–
Lithuania	–	33.292	–	–	128.688	–
Latvia	837	–	–	12.898	–	–
Slovenia	64.549	–	–	205.447	–	–
Czech Republic	29.161	115.646	296,58	208.440	590.754	183,42
Russia Federation	–	800	–	–	5.533	–
Seng	**5.640.257**	**5.619.831**	**-0,36**	**14.430.964**	**13.334.164**	**-7,60**
Japan	1.702.759	1.777.120	4,37	5.736.941	5.175.649	-9,78
Hong Kong	676.400	11.317	-98,33	1.496.461	20.597	-98,62
Korea, Republic of	252.650	114.338	-54,74	618.999	251.103	-59,43
Taiwan	65.000	97.275	49,65	212.413	264.181	24,37
China	251.906	180.282	-28,43	606.592	259.777	-57,17
Papua New Guinea	1.093	249	-77,19	2.164	220	-89,82
Thailand	805.695	631.918	-21,57	1.932.538	1.427.992	-26,11
Singapore	147.808	224.237	51,71	393.441	438.398	11,43
Philippines	3.839	44.608	1.062,02	16.773	142.304	748,40
Malaysia	286.277	180.959	-36,79	570.153	471.754	-17,26
Viet Nam	76.880	40.316	-47,56	279.326	134.163	-51,97
India	1.127.007	2.030.988	80,21	1.705.888	3.813.818	123,57
Qatar	–	1	–	–	236	–
Australia	240.000	239.200	-0,33	853.772	798.047	-6,53
New Zealand	–	40.000	–	–	126.302	–
East Timor	2.613	6.997	167,79	4.897	9.520	94,39
United States	332	25	-92,47	605	102	-83,12

https://www.bps.go.id

Komoditas/Negara Tujuan	Berat Bersih (kg)		Perub	Nilai FOB (US$)		Perub
	Jan–Jun 2023	Jan–Jun 2024	%	Jan–Jun 2023	Jan–Jun 2024	%
(1)	(2)	(3)	(4)	(5)	(6)	(7)
Bauksit	**284.960**	**–**	**–**	**321.510**	**–**	**–**
Korea, Republic of	42.340	–	–	46.574	–	–
China	131.720	–	–	157.845	–	–
Malaysia	87.310	–	–	99.399	–	–
Viet Nam	23.590	–	–	17.693	–	–
Barang Logam Lainnya	**39.933.994**	**43.602.739**	**9,19**	**160.702.029**	**174.920.570**	**8,85**
Japan	3.558.389	3.228.405	-9,27	12.637.865	12.341.148	-2,35
Hong Kong	12.187	8.156	-33,08	164.594	59.374	-63,93
Korea, Republic of	76.231	80.119	5,10	178.711	399.136	123,34
Taiwan	156.483	288.629	84,45	1.103.364	1.108.378	0,45
China	842.361	1.530.590	81,70	3.591.995	7.004.788	95,01
Mongolia	356	–	–	11.730	–	–
Papua New Guinea	241.590	324.834	34,46	1.286.813	1.627.450	26,47
Thailand	1.255.334	2.101.452	67,40	10.843.023	13.258.411	22,28
Singapore	4.929.522	6.227.930	26,34	43.211.110	50.476.728	16,81
Philippines	232.190	261.192	12,49	2.138.265	2.459.230	15,01
Malaysia	1.661.199	2.217.975	33,52	4.081.304	5.454.184	33,64
Myanmar	939.596	163	-99,98	1.346.250	1.362	-99,90
Cambodia	557	408	-26,87	10.085	10.754	6,63
Brunei Darussalam	1.294	53.182	4.010,65	5.770	78.742	1.264,70
Lao People'S Dem. Rep.	3	–	–	205	–	–
Nepal	–	7	–	–	558	–
Viet Nam	770.410	771.816	0,18	4.051.431	4.254.179	5,00
Maldives	10.796	8.662	-19,76	111.054	71.736	-35,40
India	941.566	666.380	-29,23	6.069.567	5.943.766	-2,07
Pakistan	54.666	25.779	-52,84	343.401	164.832	-52,00
Bangladesh	628	269	-57,12	8.404	457	-94,56
Sri Lanka	428	1.426	233,23	8.862	37.734	325,78
Iraq	180	–	–	17.582	–	–
Iran (Islamic Republic of)	1.505	1.814	20,52	5.071	9.875	94,73
Saudi Arabia	1.063.590	1.219.708	14,68	1.268.415	1.230.052	-3,02
Israel	1.649	413	-74,96	4.224	2.021	-52,15
Kuwait	379	130.415	34.310,24	3.884	1.005.517	25.788,63
Lebanon	21.202	57	-99,73	21.273	36	-99,83
Yemen	528	–	–	3.497	–	–
Oman	2.114	3.104	46,81	6.193	23.906	286,02
Turkey	14.662	42.185	187,72	97.004	161.928	66,93
United Arab Emirates	747.252	7.355	-99,02	462.894	54.213	-88,29
Qatar	344.142	687	-99,80	5.216.305	2.749	-99,95
Bahrain	–	39	–	–	170	–
Cyprus	–	883	–	–	6.555	–
Egypt	371	1.276	243,64	8.886	32.253	262,97
Libyan Arab Jamahiriya	1.315.937	9.677	-99,26	6.328.779	77.390	-98,78
Morocco	409	218	-46,64	4.496	1.413	-68,58
Tunisia	–	1	–	–	28	–
Algeria	–	5	–	–	515	–
Namibia	–	12.665	–	–	35.072	–
Tanzania, United Rep. of	79	432.087	545.188,81	6.763	484.936	7.070,33
Madagascar	26	561	2.060,19	223	1.855	731,65
Kenya	3.142	1.512	-51,88	17.311	1.809	-89,55
Reunion	4.413	4.015	-9,00	23.910	27.566	15,29
Mozambique	342	225	-34,21	14.502	6.029	-58,42
Togo	2	–	–	13	–	–
Ghana	3.079	56	-98,18	97.674	1.651	-98,31
Guinea	–	9.274	–	–	35.718	–
Congo	18	–	–	2.687	–	–
Nigeria	3.400	696	-79,53	87.749	1.262	-98,56
Gabon	–	8.728	–	–	6.408	–
Cote D'Ivoire	4.410	16.801	280,94	6.528	57.568	781,84
Senegal	864.201	7.750	-99,10	839.947	37.461	-95,54
Mauritania	5.132	–	–	158.814	–	–
Mali	18	180	914,08	175	6.410	3.562,86
Seychelles	2.702	821	-69,60	65.541	7.841	-88,04
Uganda	–	293	–	–	2.243	–
Central African Republic	855	–	–	3.687	–	–
Chad	–	46	–	–	375	–
South Africa	3.610	3.950	9,42	19.297	134.130	595,07
Mauritius	33.347	3.134	-90,60	52.919	43.355	-18,07
Mayotte	163	21	-87,29	766	82	-89,27
Australia	10.545.531	14.882.682	41,13	18.567.016	33.170.812	78,65
New Zealand	847.857	1.733.672	104,48	1.803.888	3.349.215	85,67
Guam	22	17	-22,73	281	296	5,55
Palau	2	400	19.884,05	14	3.465	25.006,16
New Caledonia	21.229	48.747	129,62	100.038	188.425	88,35
Northern Mariana Islands	535	72	-86,61	2.441	303	-87,59
Saint Vincent and the Grenadines	–	140	–	–	55	–

https://www.bps.go.id

Lanjutan Tabel 3.6

Komoditas/Negara Tujuan	Berat Bersih (kg)		Perub	Nilai FOB (US$)		Perub
	Jan–Jun 2023	Jan–Jun 2024	%	Jan–Jun 2023	Jan–Jun 2024	%
(1)	(2)	(3)	(4)	(5)	(6)	(7)
Vanuatu	34	1.644	4.736,21	591	2.920	394,05
Wallis and Futuna Islands	62	769	1.140,61	249	1.535	516,68
Cook Islands	56	45	-19,94	655	901	37,56
Fiji	826	6.411	675,86	7.010	38.284	446,16
Kiribati	85	24	-71,76	146	40	-72,45
Marshall Islands	–	94	–	–	1.500	–
Samoa	–	50	–	–	474	–
Solomon Islands	26.339	35.565	35,03	114.584	153.163	33,67
Tonga	7.891	–	–	27.064	–	–
Tuvalu	375	–	–	2.643	–	–
East Timor	2.383.348	2.734.020	14,71	2.454.250	2.283.983	-6,94
United States	2.593.502	2.684.380	3,50	13.510.064	16.056.653	18,85
Canada	13.685	11.733	-14,26	150.829	111.106	-26,34
Mexico	5.616	10.548	87,82	78.228	62.589	-19,99
Guatemala	2.805	898	-67,99	12.717	3.346	-73,69
Honduras	1.213	1.368	12,76	22.720	24.952	9,83
Panama	–	306	–	–	1.821	–
Curacao	–	515	–	–	5.118	–
Suriname	86	–	–	1.439	–	–
Chile	6.995	1.971	-71,82	9.507	7.010	-26,26
Argentina	92	3.105	3.278,67	980	58.886	5.911,73
Brazil	73.732	95.471	29,48	1.037.956	1.042.237	0,41
Colombia	5.410	3.026	-44,06	19.670	29.665	50,82
Uruguay	5.561	647	-88,37	9.438	2.350	-75,10
Paraguay	31	–	–	589	–	–
Ecuador	450	213	-52,78	1.225	2.187	78,59
Peru	58	–	–	1.872	–	–
Guyana	–	101	–	–	270	–
Trinidad and Tobago	–	1	–	–	266	–
Bahamas	2.860	630	-77,97	3.110	2.026	-34,87
Jamaica	4	435	9.679,73	43	5.512	12.717,67
Puerto Rico	1.372	2.667	94,36	4.264	24.637	477,85
Belize	1.485	408	-72,50	7.590	3.399	-55,22
Dominican Republic	2.149	615	-71,39	11.205	4.075	-63,63
El Salvador	861	103	-88,04	7.807	1.345	-82,77
Costa Rica	8.624	11.638	34,95	41.894	71.007	69,49
Antigua and Barbuda	–	81	–	–	316	–
Aruba	485	12	-97,53	34	523	1.416,47
Bermuda	360	195	-45,83	6.285	3.479	-44,65
Cayman Islands	20	–	–	1.215	–	–
Dominica	18.929	–	–	103.580	–	–
French Polynesia	575	2.167	277,16	3.462	18.846	444,40
Martinique	488	842	72,54	2.323	5.944	155,87
Netherlands Antilles	1.277	284	-77,77	5.196	4.125	-20,61
Turks and Caicos Islands	38	–	–	403	–	–
Guadeloupe	1.122	726	-35,28	5.266	8.798	67,06
Virgin Islands (British)	25	–	–	81	–	–
United Kingdom	2.385.118	735.288	-69,17	11.566.345	3.013.783	-73,94
Netherlands	55.061	102.358	85,90	533.016	933.131	75,07
France	102.210	102.484	0,27	727.152	778.069	7,00
Germany, Fed. Rep. of	86.755	65.233	-24,81	906.528	774.542	-14,56
Austria	4.195	2.138	-49,02	31.004	31.417	1,33
Belgium	132.027	161.458	22,29	452.422	933.136	106,25
Switzerland	7.090	8.485	19,68	189.564	468.152	146,96
Luxembourg	20	–	–	940	–	–
Monaco	–	350	–	–	2.382	–
Denmark	4.154	5.409	30,24	106.700	101.233	-5,12
Norway	601	1.277	112,51	5.897	21.174	259,07
Sweden	23.142	23.409	1,15	175.910	209.511	19,10
Finland	304	14	-95,39	6.716	3	-99,96
Ireland	969	1.550	59,93	5.439	5.866	7,83
Italy	28.809	39.513	37,16	252.359	338.386	34,09
Spain	249.226	38.238	-84,66	482.226	322.723	-33,08
Portugal	4.007	6.449	60,95	42.717	17.698	-58,57
Iceland	11	868	7.789,85	28	1.407	4.936,48
Greece	13.415	6.759	-49,62	167.961	70.646	-57,94
Hungary	516	1.178	128,23	10.770	2.431	-77,43
Poland	51.873	94.218	81,63	464.599	894.363	92,50
Romania	180	702	289,79	233	11.385	4.796,56
Bulgaria	435	335	-22,99	1.902	3.365	76,88
Albania	2.039	87	-95,76	10.507	429	-95,92
Kyrgyzstan	112	–	–	80	–	–
Turkmenistan	~0	–	–	60	–	–
Uzbekistan	–	187	–	–	830	–
Lithuania	5.570	7	-99,88	35.204	14	-99,96
Latvia	1.667	2.634	57,99	27.148	10.175	-62,52
Estonia	–	10	–	–	328	–
Georgia	–	54	–	–	218	–

https://www.bps.go.id

Komoditas/Negara Tujuan	Berat Bersih (kg)		Perub	Nilai FOB (US$)		Perub
	Jan–Jun 2023	Jan–Jun 2024	%	Jan–Jun 2023	Jan–Jun 2024	%
(1)	(2)	(3)	(4)	(5)	(6)	(7)
Croatia	334	1.177	252,27	1.346	3.846	185,69
Malta	575	277	-51,85	4.986	2.983	-40,17
Slovakia	1.605	470	-70,71	4.835	1.867	-61,39
Slovenia	208	195	-6,26	5.372	6.436	19,80
Czech Republic	4.991	480	-90,38	17.830	1.493	-91,63
Rep. of Macedonia	52.941	198.000	274,00	259.868	908.813	249,72
Russia Federation	1.024	1.985	93,80	10.971	26.461	141,20
Serbia	–	1.943	–	–	10.502	–
Montenegro	64	58	-8,82	719	173	-75,90
Barang dari Kawat	**30.570.107**	**25.400.394**	**-16,91**	**62.569.215**	**55.878.572**	**-10,69**
Japan	13.395.538	9.035.942	-32,55	26.710.671	18.010.316	-32,57
Hong Kong	1.567	154	-90,18	3.638	2.892	-20,51
Korea, Republic of	1.981.612	1.897.888	-4,23	3.242.331	3.681.337	13,54
Taiwan	192.619	208.259	8,12	340.315	502.792	47,74
China	11.280	72.712	544,61	97.096	181.002	86,42
Mongolia	4	13	225,00	88	14	-83,91
Papua New Guinea	3.049	985	-67,70	9.339	3.565	-61,83
Thailand	4.887.110	2.652.842	-45,72	9.482.405	5.453.387	-42,49
Singapore	405.985	369.685	-8,94	1.165.351	1.118.846	-3,99
Philippines	350.873	175.804	-49,90	1.169.316	692.987	-40,74
Malaysia	581.466	575.738	-0,99	1.648.457	1.322.714	-19,76
Myanmar	1	83	8.926,41	42	812	1.833,33
Cambodia	2.141	28	-98,67	13.692	376	-97,25
Brunei Darussalam	5.000	49.262	885,24	8.720	93.367	970,72
Lao People'S Dem. Rep.	9	–	–	91	–	–
Viet Nam	190.107	210.372	10,66	673.323	776.492	15,32
India	1.128.653	447.045	-60,39	2.147.512	1.007.566	-53,08
Pakistan	29.628	40.676	37,29	75.722	106.278	40,35
Bangladesh	36	108	202,99	140	399	184,53
Sri Lanka	78	1	-98,31	375	227	-39,57
Iraq	100.002	90.016	-9,99	141.002	112.171	-20,45
Iran (Islamic Republic of)	100	–	–	449	–	–
Saudi Arabia	470.631	878.293	86,62	698.182	1.389.121	98,96
Kuwait	34	2	-93,40	978	33	-96,61
Jordan	–	20.151	–	–	38.133	–
Palestina	~0	–	–	1	–	–
Yemen	108.719	156.866	44,29	164.525	217.975	32,49
Oman	28.341	94.700	234,15	44.447	159.429	258,70
Turkey	3.264	4.123	26,31	14.170	16.550	16,80
United Arab Emirates	529.533	1.042.763	96,92	908.516	1.767.330	94,53
Qatar	78.499	175.163	123,14	104.868	253.727	141,95
Bahrain	44.007	86.693	97,00	55.416	117.604	112,22
Egypt	25.726	48	-99,81	33.061	878	-97,34
Tunisia	–	1	–	–	19	–
Sudan	1.500	–	–	1.845	–	–
Namibia	–	22.000	–	–	29.300	–
Madagascar	418	–	–	400	–	–
Kenya	3.152	–	–	5.051	–	–
Mozambique	64	–	–	360	–	–
Ghana	21.500	1	-100,00	26.390	46	-99,83
Guinea	–	54	–	–	280	–
Angola	~0	19.537	9.768.400,00	49	55.277	112.251,93
Congo	3	–	–	402	–	–
Nigeria	6.147	10.090	64,14	15.423	67.600	338,32
Senegal	245	10.805	4.310,20	4.216	16.300	286,62
Gambia	–	47	–	–	17	–
Uganda	736	–	–	1.168	–	–
Central African Republic	400	–	–	7.522	–	–
South Africa	11.572	115.625	899,15	58.740	208.272	254,57
Rwanda	–	300	–	–	5.760	–
Australia	2.010.427	1.917.993	-4,60	5.028.538	4.359.490	-13,31
New Zealand	105.277	36.666	-65,17	212.372	67.950	-68,00
New Caledonia	26.130	65.436	150,42	42.120	103.116	144,81
Vanuatu	22	–	–	18	–	–
Solomon Islands	72	11.586	15.889,69	636	9.540	1.398,91
East Timor	17.294	154.402	792,79	22.369	96.903	333,21
United States	3.247.179	3.770.015	16,10	5.757.261	7.231.684	25,61
Canada	143.125	223.791	56,36	523.274	694.706	32,76
Mexico	1.753	2.115	20,65	5.375	485	-90,97
Guatemala	24.025	23.703	-1,34	37.686	37.161	-1,39
Nicaragua	10	5	-43,02	383	319	-16,76
Chile	–	10	–	–	81	–
Argentina	95.825	461.688	381,80	937.364	4.719.049	403,44
Brazil	15.031	42.721	184,22	230.111	386.669	68,04
Colombia	86	69	-19,63	144	221	52,97
Peru	3	3	25,81	8	18	140,90
Jamaica	–	7	–	–	65	–

https://www.bps.go.id

Lanjutan Tabel 3.6

Komoditas/Negara Tujuan	Berat Bersih (kg)		Perub	Nilai FOB (US$)		Perub
	Jan–Jun 2023	Jan–Jun 2024	%	Jan–Jun 2023	Jan–Jun 2024	%
(1)	(2)	(3)	(4)	(5)	(6)	(7)
El Salvador	2	–	–	1	–	–
Barbados	7	15	99,46	65	227	250,49
Netherlands Antilles	–	3	–	–	66	–
Guadeloupe	–	4	–	–	128	–
United Kingdom	180.427	90.281	-49,96	464.325	312.446	-32,71
Netherlands	203	3	-98,52	331	379	14,73
France	123	170	38,67	6.725	5.936	-11,73
Germany, Fed. Rep. of	211	2.323	998,40	2.790	128.268	4.498,22
Belgium	28	4.674	16.341,31	606	9.860	1.527,60
Switzerland	–	2	–	–	284	–
Gibraltar	–	127	–	–	100	–
Denmark	200	–	–	370	–	–
Norway	200	–	–	585	–	–
Sweden	47	271	482,15	594	801	34,88
Ireland	17.978	2	-99,99	34.811	4.781	-86,27
Italy	–	20	–	–	1.271	–
Portugal	–	18	–	–	2.624	–
Greece	361	403	11,62	7.621	12.048	58,09
Poland	~0	15.340	1.534.031.900,00	43	44.666	102.864,50
Romania	57.504	76.500	33,03	105.115	129.953	23,63
Azerbaijan	–	~0	–	–	73	–
Georgia	–	1	–	–	12	–
Malta	475	425	-10,53	17.115	17.680	3,30
Czech Republic	–	34.723	–	–	88.323	–
Russia Federation	24.730	–	–	54.659	–	–
Alat Potong dan Perkakas Tangan	**3.614.178**	**3.435.952**	**-4,93**	**50.996.225**	**48.512.543**	**-4,87**
Japan	320.182	326.623	2,01	11.925.900	10.736.848	-9,97
Hong Kong	17.453	5.439	-68,83	161.665	134.057	-17,08
Korea, Republic of	64.507	87.711	35,97	423.241	390.936	-7,63
Taiwan	12.962	9.124	-29,61	175.225	84.055	-52,03
China	301.664	351.072	16,38	1.490.312	1.984.671	33,17
Mongolia	7	–	–	206	–	–
Papua New Guinea	9.489	1.268	-86,63	73.138	13.002	-82,22
Thailand	284.016	154.463	-45,61	2.933.640	2.035.302	-30,62
Singapore	254.484	188.301	-26,01	3.784.898	2.461.150	-34,97
Philippines	56.731	14.050	-75,23	1.272.638	316.076	-75,16
Malaysia	367.331	379.204	3,23	4.098.347	4.947.117	20,71
Myanmar	36.426	2.464	-93,24	697.455	38.975	-94,41
Cambodia	7.255	20	-99,72	28.390	2.436	-91,42
Brunei Darussalam	1.013	1.425	40,61	5.395	25.466	372,00
Lao People'S Dem. Rep.	38	5	-86,77	6.593	672	-89,81
Viet Nam	150.868	162.660	7,82	2.198.197	2.681.230	21,97
Maldives	28	50	78,58	450	10	-97,78
India	62.568	125.001	99,79	1.717.865	2.183.302	27,09
Pakistan	124	572	359,65	53.203	23.040	-56,69
Bangladesh	4.470	59	-98,69	432.057	394	-99,91
Sri Lanka	7.830	8.952	14,33	61.022	76.594	25,52
Iraq	–	1	–	–	66	–
Saudi Arabia	492	88	-82,12	23.290	1.861	-92,01
Kuwait	–	1.940	–	–	15.343	–
Oman	1	1.121	101.784,00	270	12.828	4.653,69
Turkey	109.436	35	-99,97	1.004.910	655	-99,93
United Arab Emirates	67.632	43.498	-35,68	308.187	333.612	8,25
Qatar	2.472	4.055	64,05	46.425	42.635	-8,16
Egypt	131	669	411,71	374	58.277	15.473,02
Libyan Arab Jamahiriya	–	40	–	–	68	–
Namibia	4	–	–	13.250	–	–
Ethiopia	9	–	–	103	–	–
Madagascar	34	119	246,79	55	251	355,64
Kenya	19	–	–	2.385	–	–
Congo	511	207	-59,49	34.119	18.364	-46,18
Nigeria	517	161	-68,86	52.834	19.551	-63,00
Cote D'Ivoire	50.130	3	-99,99	164.284	399	-99,76
Senegal	–	356	–	–	1.774	–
Mali	665	–	–	7.172	–	–
Seychelles	–	20	–	–	90	–
Central African Republic	224	–	–	3.438	–	–
Swaziland	10	–	–	99	–	–
South Africa	7.338	5.850	-20,28	27.764	51.670	86,10
Zambia	–	276	–	–	7.800	–
Mauritius	20	–	–	50	–	–
Australia	12.654	50.533	299,33	175.685	443.703	152,56
New Zealand	2.319	10.137	337,12	27.090	80.020	195,39
Vanuatu	495	–	–	61.200	–	–
Fiji	3.624	3.001	-17,19	14.407	8.706	-39,57
Solomon Islands	400	–	–	1.793	–	–
Tonga	2.601	–	–	3.086	–	–

https://www.bps.go.id

Komoditas/Negara Tujuan	Berat Bersih (kg)		Perub	Nilai FOB (US$)		Perub
	Jan–Jun 2023	Jan–Jun 2024	%	Jan–Jun 2023	Jan–Jun 2024	%
(1)	(2)	(3)	(4)	(5)	(6)	(7)
East Timor	35.217	49.250	39,85	70.448	60.994	-13,42
United States	712.183	971.482	36,41	8.327.809	12.809.921	53,82
Canada	29.733	17.206	-42,13	258.391	184.795	-28,48
Mexico	286.661	187.767	-34,50	3.990.265	2.199.033	-44,89
Guatemala	80	64	-20,52	350	673	92,11
Honduras	164	–	–	24	–	–
Nicaragua	21	–	–	3	–	–
Panama	23.342	17.559	-24,77	92.123	77.645	-15,72
Chile	10.128	12.739	25,77	183.520	184.099	0,32
Argentina	2.644	2.054	-22,31	1.200	2.400	100,00
Brazil	69.787	76.330	9,38	883.143	980.921	11,07
Colombia	21.018	22.250	5,86	71.866	68.258	-5,02
Bolivia	101	–	–	3.823	–	–
Ecuador	3.384	3.612	6,74	29.167	27.942	-4,20
Peru	62	1	-98,24	22	3	-87,72
Guyana	240	862	259,33	5.862	2.296	-60,84
El Salvador	7	–	–	20	–	–
Costa Rica	–	5	–	–	15	–
Barbados	56	2	-97,14	28	5	-82,61
Greenland	1	–	–	540	–	–
Grenada	11	–	–	2	–	–
Guadeloupe	18	–	–	12	–	–
United Kingdom	3.060	1.076	-64,84	18.740	171.698	816,19
Netherlands	85.538	60.987	-28,70	910.972	745.515	-18,16
France	558	670	20,19	19.046	56.030	194,18
Germany, Fed. Rep. of	7.124	9.409	32,08	385.332	461.958	19,89
Austria	–	94	–	–	29.272	–
Belgium	14.046	11.203	-20,24	565.290	366.098	-35,24
Switzerland	3.915	91	-97,69	65.148	22.153	-66,00
Luxembourg	332	667	100,89	55.513	80.732	45,43
Norway	153	1.089	611,75	86.061	215.769	150,72
Sweden	72.787	31.314	-56,98	604.152	256.023	-57,62
Finland	–	21	–	–	201	–
Ireland	–	15	–	–	5.240	–
Italy	1.205	3.515	191,69	18.512	72.981	294,23
Spain	573	1.137	98,48	4.506	3.276	-27,30
Portugal	4.869	3.032	-37,73	425.716	8.730	-97,95
Hungary	22	349	1.463,51	615	8.307	1.249,87
Poland	127	108	-15,10	23.525	132.713	464,15
Romania	158	55	-65,19	1.651	38	-97,68
Bulgaria	79	–	–	3.940	–	–
Azerbaijan	275	–	–	502	–	–
Kazakhstan	133	–	–	15.334	–	–
Turkmenistan	–	1.500	–	–	29.003	–
Ukraine	98	–	–	14.227	–	–
Lithuania	–	532	–	–	11.304	–
Rep. of Macedonia	–	7.332	–	–	3.496	–
Russia Federation	3.080	–	–	346.717	–	–
Paku, Mur dan Baut	**9.773.317**	**11.021.871**	**12,78**	**49.530.914**	**67.577.340**	**36,43**
Japan	578.028	358.076	-38,05	4.039.317	5.026.587	24,44
Hong Kong	25	28	15,52	8.359	261	-96,88
Korea, Republic of	22.421	35.340	57,62	263.968	414.353	56,97
Taiwan	219.802	28.580	-87,00	35.329	248.851	604,37
China	187.862	146.324	-22,11	1.006.717	865.411	-14,04
Mongolia	198	3	-98,49	164	123	-24,98
Papua New Guinea	127.495	36.743	-71,18	177.379	157.780	-11,05
Thailand	1.124.444	962.140	-14,43	6.278.713	5.129.303	-18,31
Singapore	405.211	627.411	54,84	2.729.053	3.353.699	22,89
Philippines	790.179	2.703.151	242,09	3.383.629	27.156.070	702,57
Malaysia	430.744	284.907	-33,86	3.580.941	1.387.328	-61,26
Myanmar	94	766	713,76	16	9.242	56.986,41
Cambodia	14.844	209	-98,59	77.199	3.047	-96,05
Brunei Darussalam	3	44	1.652,84	383	26.477	6.814,68
Lao People'S Dem. Rep.	82	–	–	2.738	–	–
Nepal	244	–	–	2.330	–	–
Viet Nam	178.099	144.515	-18,86	981.279	1.251.744	27,56
Maldives	12	76	534,63	457	175	-61,71
India	454.468	409.611	-9,87	2.915.807	2.947.220	1,08
Pakistan	21.138	28.778	36,14	522.441	615.810	17,87
Bangladesh	14.405	5.894	-59,08	2.584	1.228	-52,46
Sri Lanka	338	636	88,50	2.286	4.417	93,26
Iraq	1	–	–	4	–	–
Iran (Islamic Republic of)	15	–	–	155	–	–
Saudi Arabia	11.103	3.735	-66,36	114.432	55.165	-51,79
Israel	3	~0	-94,38	684	45	-93,48
Kuwait	317	3.382	966,53	10.010	13.370	33,57
Palestina	~0	–	–	1	–	–

https://www.bps.go.id

Lanjutan Tabel 3.6

Komoditas/Negara Tujuan	Berat Bersih (kg)		Perub	Nilai FOB (US$)		Perub
	Jan–Jun 2023	Jan–Jun 2024	%	Jan–Jun 2023	Jan–Jun 2024	%
(1)	(2)	(3)	(4)	(5)	(6)	(7)
Yemen	67	–	–	70	–	–
Oman	1.281	170	-86,75	5.670	1.242	-78,10
Turkey	450.698	504.591	11,96	19.471	31.859	63,62
United Arab Emirates	26.288	32.544	23,80	138.250	229.003	65,64
Qatar	198	176	-11,16	1.846	6.355	244,25
Bahrain	181	~0	-99,75	654	4	-99,36
Cyprus	–	41	–	–	540	–
Egypt	73.081	79.880	9,30	119.053	112.788	-5,26
Libyan Arab Jamahiriya	–	146	–	–	20.017	–
Algeria	14.133	90.960	543,59	3.201	49.254	1.438,51
Sudan	19.775	–	–	890	–	–
Namibia	1	1	-22,00	1.000	324	-67,62
Ethiopia	13.442	20.253	50,67	231	832	259,92
Tanzania, United Rep. of	2.176	657	-69,81	24.001	5.264	-78,07
Kenya	184	–	–	6.416	–	–
Reunion	–	1	–	–	~0	–
Ghana	3.088	7	-99,79	18.569	2.005	-89,20
Guinea	2.826	14.726	421,07	26.794	72.048	168,90
Angola	24	~0	-98,22	89	650	630,27
Congo	3	~0	-97,70	610	354	-41,97
Nigeria	49.299	36.298	-26,37	6.822	7.348	7,71
Cote D'Ivoire	2.669	18.884	607,53	26.711	117.160	338,61
Senegal	–	2	–	–	93	–
Mauritania	2.257	294	-86,97	20.001	2.128	-89,36
Burkina Faso	6.177	87	-98,59	65.850	762	-98,84
Seychelles	237	5	-97,89	3.148	3	-99,90
South Africa	205.312	61.854	-69,87	283.690	210.084	-25,95
Zambia	3.672	–	–	34.672	–	–
Mauritius	28.491	59.474	108,75	56.015	105.592	88,51
Australia	74.738	90.003	20,43	599.709	634.664	5,83
New Zealand	109	6	-94,51	2.705	216	-92,02
New Caledonia	–	6	–	–	124	–
Vanuatu	15	16	7,25	88	85	-4,21
Fiji	39	–	–	1.526	–	–
Solomon Islands	73	100	37,74	631	410	-34,97
Tonga	–	622	–	–	830	–
East Timor	32.436	39.056	20,41	50.232	41.535	-17,31
United States	122.041	251.921	106,42	1.074.110	1.403.669	30,68
Canada	22	1.911	8.666,65	1.325	22.047	1.563,58
Mexico	3.452	7.334	112,44	38.704	70.936	83,28
Guatemala	106	2.078	1.862,62	280	1.525	444,29
Nicaragua	1.259	8.552	579,40	8.612	59.483	590,68
Panama	62	43	-31,18	209	188	-10,32
Chile	9	7.853	91.211,42	3	44.104	1.336.370,91
Argentina	369.017	123.217	-66,61	1.411.538	935.546	-33,72
Brazil	173.144	148.677	-14,13	1.500.716	1.375.562	-8,34
Colombia	4.951	1.185	-76,06	37.854	8.703	-77,01
Ecuador	128.423	410.990	220,03	1.702	8.615	406,23
Peru	18.947	53.449	182,10	103.988	284.777	173,86
Trinidad and Tobago	–	6	–	–	7	–
Jamaica	1	14	1.258,10	4	156	3.725,92
Puerto Rico	–	264	–	–	510	–
El Salvador	29	–	–	134	–	–
Costa Rica	–	3	–	–	3	–
Haiti	1	–	–	~0	–	–
Barbados	45	115	155,46	17	234	1.264,36
Aruba	3	–	–	5	–	–
Bermuda	27	–	–	5	–	–
French Guiana	–	~0	–	–	~0	–
French Polynesia	1	–	–	21	–	–
Saint Lucia	–	~0	–	–	2	–
Guadeloupe	43	~0	-99,76	3	~0	-89,05
United Kingdom	28.979	32.766	13,07	241.312	259.222	7,42
Netherlands	618.016	1.854.842	200,13	1.768.658	4.906.604	177,42
France	15.478	40.938	164,50	669.430	228.982	-65,79
Germany, Fed. Rep. of	2.299.015	918.543	-60,05	12.160.927	5.337.648	-56,11
Austria	35.942	18.835	-47,60	247.266	101.617	-58,90
Belgium	3.658	133	-96,37	27.643	2.429	-91,21
Switzerland	34.318	48.483	41,28	310.478	341.161	9,88
Luxembourg	~0	–	–	4	–	–
Denmark	46.101	41.252	-10,52	358.918	241.850	-32,62
Norway	30	419	1.296,67	71	22.466	31.464,17
Sweden	173.511	105.156	-39,40	1.331.232	691.924	-48,02
Finland	2.533	20.995	728,83	17.458	126.375	623,86
Ireland	15	35	127,09	21	134.186	632.377,21
Italy	76.280	39.068	-48,78	320.350	208.851	-34,81
Spain	27	25.829	96.748,45	318	109.164	34.199,20
Portugal	1	–	–	468	–	–

https://www.bps.go.id

Komoditas/Negara Tujuan	Berat Bersih (kg)		Perub	Nilai FOB (US$)		Perub
	Jan–Jun 2023	Jan–Jun 2024	%	Jan–Jun 2023	Jan–Jun 2024	%
(1)	(2)	(3)	(4)	(5)	(6)	(7)
Greece	1.361	–	–	15.688	–	–
Hungary	1.504	185	-87,70	16.214	954	-94,11
Poland	277	11.639	4.108,67	7.701	125.098	1.524,43
Romania	–	1	–	–	1	–
Azerbaijan	1	–	–	500	–	–
Kazakhstan	7.777	–	–	64.871	–	–
Turkmenistan	–	~0	–	–	2	–
Ukraine	1	–	–	56	–	–
Latvia	2.099	–	–	7.940	–	–
Estonia	–	393	–	–	2.827	–
Georgia	9.543	~0	-100,00	98.412	~0	-100,00
Slovakia	4	–	–	189	–	–
Slovenia	2	8	315,50	60	49	-18,24
Czech Republic	1	58	5.738,20	500	66	-86,80
Rep. of Macedonia	–	3.475	–	–	35.148	–
Russia Federation	214	9.960	4.546,51	6.443	162.869	2.427,91
Serbia	500	32	-93,60	23.562	500	-97,88
Konstruksi Berat Siap Pasang dari Baja	**5.094.079**	**57.816.651**	**1.034,98**	**17.059.036**	**143.056.328**	**738,60**
Japan	91.768	47.916	-47,79	513.879	181.329	-64,71
Korea, Republic of	–	1.094	–	–	15.500	–
China	5.424	158.283	2.818,19	15.130	820.250	5.321,45
Papua New Guinea	50	60	20,00	1.311	539	-58,86
Thailand	183.454	65.633	-64,22	952.540	120.947	-87,30
Singapore	739.292	3.578.731	384,08	2.569.236	23.057.639	797,45
Philippines	–	119	–	–	59.937	–
Malaysia	10.652	4.336	-59,30	437.820	35.648	-91,86
Myanmar	14.770	–	–	128.650	–	–
Cambodia	~0	–	–	10	–	–
Nepal	4	–	–	125	–	–
Viet Nam	43.525	7.300	-83,23	228.650	11.000	-95,19
India	151.007	366.346	142,60	1.194.336	1.165.729	-2,40
Qatar	–	417.000	–	–	3.366.351	–
Mauritania	65.690	–	–	1.644.804	–	–
Australia	1.824.443	11.410.929	525,45	6.899.157	51.327.378	643,97
New Zealand	249.211	80.671	-67,63	282.327	100.005	-64,58
Vanuatu	–	290.410	–	–	647.614	–
East Timor	665.717	843.309	26,68	433.153	152.109	-64,88
United States	1.048.824	10.085.969	861,65	1.751.389	16.729.631	855,22
Canada	–	424.677	–	–	520.791	–
Argentina	–	484	–	–	2.909	–
Brazil	240	–	–	6.463	–	–
Netherlands	7	–	–	54	–	–
Germany, Fed. Rep. of	–	10.328	–	–	14.175	–
Sweden	1	–	–	2	–	–
Ireland	–	150.295	–	–	217.958	–
Lithuania	–	16.514.934	–	–	24.508.523	–
Estonia	–	13.357.828	–	–	20.000.366	–
Barang dari Logam Siap Pasang untuk	**18.228.931**	**46.454.802**	**154,84**	**34.283.334**	**516.459.136**	**1.406,44**
Japan	1.263.605	45.615	-96,39	3.322.707	301.682	-90,92
Hong Kong	721	3.799	426,91	351	3.486	893,08
Korea, Republic of	–	9.725	–	–	31.863	–
Taiwan	–	405.042	–	–	3.048.959	–
China	494.903	40.420	-91,83	86.708	133.446	53,90
Mongolia	16	–	–	79	–	–
Papua New Guinea	15.329	2.293	-85,04	5.830	5.596	-4,03
Thailand	9.825	507.685	5.067,28	37.580	10.690.418	28.347,24
Singapore	7.404.363	3.441.181	-53,52	10.128.038	5.893.253	-41,81
Philippines	12.656	52.737	316,70	16.755	80.017	377,58
Malaysia	282.319	793.360	181,02	220.573	4.030.390	1.727,24
Myanmar	50.650	1.900	-96,25	162.000	5.000	-96,91
Cambodia	–	1.700	–	–	14.900	–
Brunei Darussalam	1.102	5.286	379,65	5.997	19.040	217,50
Viet Nam	69.092	371.119	437,14	246.142	1.462.415	494,14
Maldives	5.256	21.622	311,36	12.428	12.876	3,61
India	126.576	41.830	-66,95	330.088	101.058	-69,38
Saudi Arabia	17.700	2.850	-83,90	28.146	3.970	-85,90
Kuwait	439	–	–	619	–	–
Turkey	–	50	–	–	857	–
United Arab Emirates	150	15.324	10.115,80	5.476	96.047	1.653,90
Qatar	1.950.674	252.741	-87,04	8.299.305	891.642	-89,26
Morocco	–	237	–	–	1.557	–
Angola	4	–	–	225	–	–
Congo	54	–	–	259	–	–
Sierra Leone	942	–	–	9.401	–	–
Cote D'Ivoire	–	1.158	–	–	18.245	–
Senegal	127.830	66.826	-47,72	171.013	132.478	-22,53

https://www.bps.go.id

Lanjutan Tabel 3.6

Komoditas/Negara Tujuan	Berat Bersih (kg)		Perub	Nilai FOB (US$)		Perub
	Jan–Jun 2023	Jan–Jun 2024	%	Jan–Jun 2023	Jan–Jun 2024	%
(1)	(2)	(3)	(4)	(5)	(6)	(7)
Mauritania	1.407	–	–	22.036	–	–
Mauritius	–	89	–	–	1.035	–
Australia	2.207.617	17.384.057	687,46	3.544.077	275.049.248	7.660,82
New Zealand	2.022.330	550.626	-72,77	2.105.368	677.169	-67,84
Solomon Islands	–	16.950	–	–	51.466	–
Tonga	386.216	24.288	-93,71	220.575	45.805	-79,23
East Timor	127.043	47.873	-62,32	104.461	41.817	-59,97
United States	1.005.675	3.398.520	237,93	3.853.727	11.325.142	193,88
Canada	54.958	56.049	1,99	294.615	387.290	31,46
Mexico	202.700	–	–	1.223	–	–
Brazil	38.784	42.162	8,71	120.800	132.470	9,66
Colombia	–	10.846	–	–	38.502	–
Jamaica	–	154	–	–	1.271	–
Dominican Republic	–	1.081	–	–	1.993	–
Costa Rica	400	305	-23,75	215	208	-2,88
French Polynesia	86	–	–	284	–	–
United Kingdom	–	18.703.023	–	–	201.079.358	–
Netherlands	5.960	6	-99,90	20.094	23	-99,89
France	114.901	97.701	-14,97	290.831	276.941	-4,78
Germany, Fed. Rep. of	220	910	313,64	2.361	1.618	-31,49
Austria	853	–	–	1.096	–	–
Belgium	22.943	2.080	-90,93	59.553	1.690	-97,16
Switzerland	4.522	6.920	53,03	85.980	72.597	-15,57
Denmark	2.335	–	–	3.700	–	–
Norway	70.371	–	–	79.027	–	–
Italy	78.910	10.275	-86,98	201.882	120.640	-40,24
Spain	21.312	824	-96,14	82.938	1.160	-98,60
Portugal	465	–	–	2.040	–	–
Greece	518	13.003	2.408,29	872	163.195	18.605,01
Poland	23.910	–	–	95.308	–	–
Albania	–	2.316	–	–	8.974	–
Slovenia	288	247	-14,18	551	330	-40,11
Peralatan Umum	**4.841.131**	**4.357.742**	**-9,99**	**33.058.907**	**27.849.504**	**-15,76**
Japan	2.591.507	2.093.521	-19,22	14.111.339	10.205.490	-27,68
Hong Kong	65.728	135.851	106,69	279.138	568.462	103,65
Korea, Republic of	239.776	167.058	-30,33	1.340.476	870.200	-35,08
Taiwan	16.220	88.871	447,90	164.922	804.679	387,92
China	26.573	42.025	58,15	108.583	245.001	125,63
Mongolia	860	–	–	6.788	–	–
Macau	19	–	–	44	–	–
Papua New Guinea	649	1.463	125,32	13.398	1.266	-90,55
Thailand	325.576	361.938	11,17	3.917.981	4.527.155	15,55
Singapore	280.914	278.897	-0,72	1.365.998	1.760.913	28,91
Philippines	198.859	102.235	-48,59	2.524.156	926.003	-63,31
Malaysia	494.720	444.616	-10,13	3.838.855	3.142.866	-18,13
Myanmar	596	1.136	90,60	8.953	11.163	24,68
Cambodia	2.778	11	-99,62	50.587	375	-99,26
Brunei Darussalam	138	281	103,08	1.171	3.253	177,80
Lao People'S Dem. Rep.	10	–	–	576	–	–
Nepal	2	–	–	160	–	–
Viet Nam	144.792	171.901	18,72	1.746.637	1.924.068	10,16
Maldives	3.998	433	-89,17	12.498	5.569	-55,45
India	63.297	76.845	21,40	344.926	365.121	5,85
Pakistan	2.894	7.827	170,43	27.009	82.649	206,00
Bangladesh	3	77	2.251,55	236	1.780	654,73
Sri Lanka	653	1.637	150,65	5.834	9.247	58,51
Saudi Arabia	1.976	9.241	367,72	91.727	52.368	-42,91
Israel	~0	–	–	25	–	–
Kuwait	347	354	2,04	3.628	4.376	20,64
Jordan	–	4	–	–	115	–
Lebanon	25	144	482,06	46	5.146	11.086,43
Palestina	1	–	–	32	–	–
Yemen	–	340	–	–	3.822	–
Oman	258	323	25,50	6.758	3.143	-53,49
Turkey	7	7.884	109.400,47	4.197	42.899	922,14
United Arab Emirates	1.399	3.819	173,02	15.829	38.014	140,16
Qatar	150	176	17,11	2.605	10.606	307,15
Bahrain	87	46	-47,51	1.365	586	-57,10
Cyprus	34	16	-53,49	221	137	-38,10
Egypt	335	313	-6,52	6.736	5.347	-20,62
Libyan Arab Jamahiriya	–	20	–	–	3.026	–
Namibia	5	–	–	45	–	–
Somalia	280	–	–	280	–	–
Kenya	43	–	–	2.588	–	–
Reunion	460	352	-23,48	985	2.564	160,27
Togo	–	6	–	–	22	–
Ghana	19	–	–	1.149	–	–

https://www.bps.go.id

Komoditas/Negara Tujuan	Berat Bersih (kg)		Perub	Nilai FOB (US$)		Perub
	Jan–Jun 2023	Jan–Jun 2024	%	Jan–Jun 2023	Jan–Jun 2024	%
(1)	(2)	(3)	(4)	(5)	(6)	(7)
Nigeria	4.365	13	-99,69	24.981	854	-96,58
Cote D'Ivoire	14	–	–	3.166	–	–
Mauritania	103	–	–	1.050	–	–
Mali	191	–	–	134	–	–
Seychelles	13	–	–	301	–	–
Central African Republic	2.248	–	–	21.616	–	–
Djibouti	–	20	–	–	1.386	–
South Africa	9.440	5.838	-38,16	70.463	51.374	-27,09
Mauritius	21	501	2.286,16	116	2.344	1.922,43
Australia	57.329	60.611	5,73	270.925	374.256	38,14
New Zealand	1.334	1.616	21,11	21.700	30.775	41,82
Saint Vincent and the Grenadines	–	35	–	–	4.242	–
Vanuatu	37	66	77,97	684	1.499	119,12
American Samoa	–	37	–	–	433	–
Fiji	1	–	–	17	–	–
Solomon Islands	5	–	–	110	–	–
East Timor	28.765	48.510	68,64	67.260	80.113	19,11
United States	165.305	95.996	-41,93	1.629.085	645.676	-60,37
Canada	3.364	437	-87,01	9.283	670	-92,79
Mexico	2.861	18.823	558,01	79.229	109.887	38,70
Guatemala	377	256	-32,15	2.295	2.113	-7,96
Honduras	–	6	–	–	89	–
Nicaragua	53	194	267,64	639	1.298	103,14
Panama	86	235	175,09	1.539	2.790	81,27
Chile	313	484	54,55	1.994	4.445	122,89
Argentina	1.421	986	-30,62	7.182	6.770	-5,74
Brazil	6.360	8.220	29,24	140.224	154.987	10,53
Colombia	171	192	12,84	6.007	7.440	23,86
Bolivia	221	4	-98,20	1.165	63	-94,58
Ecuador	6	44	662,04	335	697	108,01
Peru	77	182	137,81	608	2.128	249,79
Trinidad and Tobago	27	88	220,91	205	370	80,75
Bahamas	–	2	–	–	8	–
Jamaica	283	61	-78,32	1.055	1.876	77,82
Dominican Republic	190	825	333,89	850	24.741	2.810,93
El Salvador	39	–	–	496	–	–
Costa Rica	164	388	136,80	1.454	2.807	93,06
Haiti	7	–	–	47	–	–
Barbados	220	180	-18,16	1.360	1.196	-12,09
Aruba	35	–	–	268	–	–
Bermuda	57	46	-19,97	270	116	-57,07
Cayman Islands	–	1	–	–	15	–
French Polynesia	2	23	948,43	34	110	220,91
Grenada	7	–	–	162	–	–
Netherlands Antilles	17	22	30,02	50	187	277,90
Saint Lucia	5	3	-31,49	375	112	-70,18
Turks and Caicos Islands	–	1	–	–	16	–
Guadeloupe	7	63	785,27	31	163	419,53
Virgin Islands (British)	4	–	–	34	–	–
United Kingdom	1.505	515	-65,76	18.947	12.561	-33,70
Netherlands	47.190	11.994	-74,58	124.173	44.789	-63,93
France	7.987	10.672	33,61	63.222	109.382	73,01
Germany, Fed. Rep. of	7.232	47.962	563,23	116.199	243.995	109,98
Belgium	10.487	16.428	56,64	61.982	87.869	41,77
Switzerland	7	–	–	866	–	–
Luxembourg	9	–	–	144	–	–
Denmark	204	192	-5,76	2.603	2.279	-12,45
Norway	15	4	-76,31	224	1.961	775,43
Sweden	–	2	–	–	304	–
Ireland	1.935	1.068	-44,78	106.510	98.201	-7,80
Italy	289	124	-57,08	1.635	5.808	255,12
Spain	143	586	310,15	1.728	2.749	59,06
Greece	6.035	76	-98,74	7.112	1.022	-85,63
Poland	8	22.121	294.842,67	529	79.713	14.968,54
Romania	228	–	–	1.172	–	–
Georgia	51	–	–	264	–	–
Malta	4.564	–	–	153.995	–	–
Slovenia	52	–	–	4.255	–	–
Russia Federation	400	47	-88,21	3.510	620	-82,35
Serbia	1.258	1.281	1,79	12.552	12.780	1,82
Ember, Kaleng, Drum dan Wadah Sejenis	**9.485.056**	**7.630.348**	**-19,55**	**27.080.234**	**16.953.845**	**-37,39**
Japan	161.543	155.218	-3,92	166.602	177.880	6,77
Hong Kong	–	143	–	–	1.341	–
Korea, Republic of	–	412	–	–	60	–
Taiwan	37.739	59.828	58,53	144.154	180.219	25,02
China	8.526	7.565	-11,27	26.046	18.006	-30,87
Papua New Guinea	2.575.413	1.395.104	-45,83	10.357.675	5.585.230	-46,08

https://www.bps.go.id

Lanjutan Tabel 3.6

Komoditas/Negara Tujuan	Berat Bersih (kg)		Perub	Nilai FOB (US$)		Perub
	Jan–Jun 2023	Jan–Jun 2024	%	Jan–Jun 2023	Jan–Jun 2024	%
(1)	(2)	(3)	(4)	(5)	(6)	(7)
Thailand	1.361.723	33.174	-97,56	2.496.625	200.411	-91,97
Singapore	3.288.765	3.827.614	16,38	4.497.835	1.409.030	-68,67
Philippines	747.972	708.677	-5,25	2.734.083	2.690.987	-1,58
Malaysia	270.561	203.309	-24,86	2.058.363	1.330.734	-35,35
Viet Nam	122.294	162.625	32,98	503.596	586.485	16,46
India	13.302	16.288	22,45	58.464	97.884	67,43
Bangladesh	6.675	–	–	59.560	–	–
Sri Lanka	4.496	6.361	41,48	33.477	56.944	70,10
Saudi Arabia	–	52	–	–	~0	–
Kuwait	–	47	–	–	100	–
Lebanon	–	8.480	–	–	61.583	–
Turkey	–	8	–	–	600	–
United Arab Emirates	118.273	130.472	10,31	788.523	891.027	13,00
Qatar	–	1.872	–	–	6.182	–
Tanzania, United Rep. of	–	78	–	–	2.026	–
Kenya	–	30	–	–	666	–
Reunion	15.812	17.448	10,35	59.586	65.742	10,33
Congo	71	–	–	1.135	–	–
Mauritius	108.848	242.545	122,83	340.517	907.891	166,62
Australia	11.538	12.350	7,03	78.930	161.497	104,61
New Zealand	–	25	–	–	62	–
New Caledonia	111.465	156.189	40,12	419.250	568.927	35,70
Solomon Islands	104.951	107.677	2,60	373.006	383.031	2,69
Tonga	–	1.530	–	–	2.830	–
East Timor	117.027	69.035	-41,01	459.064	110.864	-75,85
United States	274.972	270.005	-1,81	1.260.399	1.240.210	-1,60
Canada	–	458	–	–	1.861	–
Mexico	8.006	2.609	-67,41	65.977	22.108	-66,49
Nicaragua	4.574	17.707	287,14	31.751	127.005	300,00
United Kingdom	–	2.163	–	–	18.929	–
Netherlands	–	262	–	–	1.710	–
France	66	334	404,91	825	941	14,06
Germany, Fed. Rep. of	977	250	-74,41	3.454	104	-96,99
Belgium	–	7.057	–	–	1.674	–
Switzerland	54	363	572,22	50	378	656,00
Denmark	–	6	–	–	40	–
Sweden	1.850	–	–	52.310	–	–
Ireland	7.399	–	–	6.336	–	–
Italy	–	918	–	–	6.542	–
Poland	12	–	–	121	–	–
Lithuania	–	4.055	–	–	31.883	–
Czech Republic	77	–	–	600	–	–
Russia Federation	75	6	-92,03	1.922	2.220	15,50
Tangki, Tandon Air dan Wadah dari Logam	**3.648.001**	**1.952.355**	**-46,48**	**20.062.052**	**7.613.577**	**-62,05**
Japan	697.676	34.822	-95,01	2.337.186	213.370	-90,87
Hong Kong	–	67.050	–	–	36.675	–
Korea, Republic of	31.503	63.621	101,95	27.752	59.468	114,29
Taiwan	–	7.259	–	–	63.926	–
China	128.319	120.121	-6,39	1.408.702	297.027	-78,91
Papua New Guinea	25	44.807	179.702,57	66	226.567	344.982,20
Thailand	13.949	56.131	302,41	173.468	375.766	116,62
Singapore	1.945.225	319.564	-83,57	5.673.816	147.614	-97,40
Philippines	76.078	92.091	21,05	375.719	856.115	127,86
Malaysia	132.157	155.883	17,95	3.639.892	201.261	-94,47
Myanmar	15.167	–	–	13.728	–	–
Brunei Darussalam	335	–	–	3.946	–	–
Viet Nam	140.316	713.577	408,55	1.447.181	2.964.584	104,85
India	2.400	53.206	2.116,90	9.234	307.552	3.230,63
Pakistan	2.693	8.540	217,14	18.612	61.217	228,91
Bangladesh	18.424	7.223	-60,80	204.002	97.785	-52,07
Sri Lanka	–	9	–	–	1.250	–
Saudi Arabia	–	40	–	–	1.560	–
Kuwait	393	–	–	3.650	–	–
Turkey	23	–	–	4.858	–	–
United Arab Emirates	9.832	1.016	-89,67	32.407	25.855	-20,22
Congo	3	–	–	750	–	–
Cameroon	2.582	1.732	-32,92	15.150	22.520	48,65
Nigeria	34.425	10.323	-70,01	247.707	107.320	-56,67
Sierra Leone	1.031	–	–	23.711	–	–
Cote D'Ivoire	59.672	16.357	-72,59	1.432.498	84.961	-94,07
Democratic Rep. of the Congo	–	3.958	–	–	15.365	–
Australia	77.194	70.468	-8,71	663.798	472.391	-28,84
New Zealand	–	10	–	–	87	–
Fiji	92	27.170	29.432,24	3.031	284.923	9.301,55
East Timor	9.449	21.706	129,71	31.837	43.384	36,27
United States	7.910	2.015	-74,53	98.753	50.997	-48,36
Mexico	–	13.000	–	–	53.993	–

https://www.bps.go.id

Komoditas/Negara Tujuan	Berat Bersih (kg)		Perub	Nilai FOB (US$)		Perub
	Jan–Jun 2023	Jan–Jun 2024	%	Jan–Jun 2023	Jan–Jun 2024	%
(1)	(2)	(3)	(4)	(5)	(6)	(7)
Argentina	–	29	–	–	182	–
Brazil	95.742	130	-99,86	1.684.459	16.770	-99,00
Bahamas	980	–	–	1.353	–	–
United Kingdom	–	40	–	–	500	–
Netherlands	66.675	2.531	-96,20	266.836	109.308	-59,04
France	–	5	–	–	5	–
Germany, Fed. Rep. of	30.547	2.927	-90,42	72.044	16.695	-76,83
Belgium	43.697	21.614	-50,54	3.629	66.878	1.742,69
Norway	–	4.696	–	–	213.488	–
Sweden	2.880	1.200	-58,33	108.689	33.729	-68,97
Ireland	–	~0	–	–	6	–
Italy	84	7.313	8.603,90	300	71.381	23.707,90
Hungary	525	150	-71,43	33.289	10.781	-67,62
Slovenia	–	24	–	–	323	–
Peralatan Dapur dan Peralatan Meja dari	**1.904.140**	**2.083.238**	**9,41**	**14.264.344**	**14.080.183**	**-1,29**
Japan	46.876	49.255	5,07	373.757	336.217	-10,04
Hong Kong	5.252	248	-95,28	46.185	2.462	-94,67
Korea, Republic of	9.559	444	-95,35	78.228	8.517	-89,11
Taiwan	5.143	1.264	-75,42	27.980	13.613	-51,35
China	61.875	36.949	-40,28	79.503	49.258	-38,04
Papua New Guinea	–	719	–	–	105	–
Thailand	402	268	-33,33	1.434	3.499	144,05
Singapore	67.795	90.626	33,68	1.067.505	633.972	-40,61
Philippines	1.724	11.247	552,19	26.441	21.638	-18,17
Malaysia	111.314	161.730	45,29	252.107	474.682	88,29
Cambodia	5	1.323	25.242,91	562	17.316	2.981,12
Brunei Darussalam	1.853	1.245	-32,83	15.202	26.790	76,22
Nepal	54	–	–	915	–	–
Viet Nam	6.090	2.847	-53,26	81.513	43.790	-46,28
Maldives	8.045	115	-98,57	151.511	6.040	-96,01
India	4.048	135.391	3.244,65	8.592	243.131	2.729,78
Bangladesh	115	–	–	1.947	–	–
Sri Lanka	28	20	-29,24	633	102	-83,92
Saudi Arabia	105.974	78.915	-25,53	2.411.011	1.986.992	-17,59
Kuwait	12	4.981	39.905,46	24	150.871	641.085,89
Lebanon	3.567	–	–	45.103	–	–
Oman	189	340	80,37	553	391	-29,29
Turkey	10.498	10.551	0,51	47.310	46.306	-2,12
United Arab Emirates	2.253	174	-92,26	7.524	1.971	-73,81
Qatar	–	961	–	–	9.014	–
Cyprus	115	215	86,96	1.286	657	-48,90
Namibia	40	–	–	280	–	–
Tanzania, United Rep. of	31	140	351,61	503	6.265	1.146,10
Kenya	45	98	116,67	13	585	4.577,76
Togo	–	5	–	–	38	–
Ghana	–	7.221	–	–	36.515	–
Guinea	–	54	–	–	726	–
Congo	1	3	200,00	20	19	-7,00
Nigeria	30	–	–	250	–	–
Senegal	26	6.198	23.739,50	744	4.968	567,81
Seychelles	–	130	–	–	2.695	–
South Africa	–	592	–	–	10.203	–
Mauritius	10	8	-20,00	390	70	-82,00
Australia	63.732	73.918	15,98	954.618	1.002.307	5,00
New Zealand	7.250	16.845	132,34	33.592	84.881	152,68
Guam	2	–	–	7	–	–
New Caledonia	–	15	–	–	84	–
Saint Vincent and the Grenadines	–	4	–	–	52	–
Cook Islands	15	–	–	33	–	–
Fiji	115	2.229	1.838,08	1.491	18.622	1.148,59
East Timor	113.064	105.851	-6,38	157.279	188.280	19,71
United States	859.049	718.540	-16,36	5.441.899	4.643.763	-14,67
Canada	2.311	927	-59,89	29.060	11.611	-60,04
Mexico	8.530	9.521	11,62	43.184	80.140	85,58
Guatemala	11.066	–	–	55.274	–	–
Chile	40	–	–	452	–	–
Argentina	–	986	–	–	19.337	–
Trinidad and Tobago	–	18	–	–	72	–
Puerto Rico	–	264	–	–	133	–
Dominican Republic	–	452	–	–	1.627	–
Antigua and Barbuda	172	–	–	1.152	–	–
French Polynesia	412	120	-70,87	3.147	501	-84,09
Grenada	–	40	–	–	1.569	–
Martinique	–	219	–	–	278	–
United Kingdom	1.351	52.474	3.784,06	11.440	707.446	6.084,19
Netherlands	15.579	11.401	-26,82	69.720	67.178	-3,65
France	68.777	34.886	-49,28	409.479	185.392	-54,72

https://www.bps.go.id

Lanjutan Tabel 3.6

Komoditas/Negara Tujuan	Berat Bersih (kg)		Perub	Nilai FOB (US$)		Perub
	Jan–Jun 2023	Jan–Jun 2024	%	Jan–Jun 2023	Jan–Jun 2024	%
(1)	(2)	(3)	(4)	(5)	(6)	(7)
Germany, Fed. Rep. of	63.619	193.209	203,70	406.571	1.091.144	168,38
Austria	1	8	700,00	58	8	-86,14
Belgium	71.155	46.779	-34,26	822.197	511.268	-37,82
Switzerland	4.277	1.962	-54,14	77.964	34.228	-56,10
Denmark	–	39	–	–	163	–
Sweden	3.239	2.577	-20,45	12.880	10.205	-20,77
Finland	1.364	–	–	21.164	–	–
Italy	94.897	116.861	23,15	588.164	722.056	22,76
Spain	2.899	8.193	182,61	12.863	35.640	177,09
Portugal	–	541	–	–	1.025	–
Greece	2.054	8.072	292,98	10.255	31.509	207,26
Poland	5.248	6.497	23,81	23.650	38.018	60,75
Romania	–	1.865	–	–	20.659	–
Bulgaria	7.789	8.027	3,05	44.561	45.005	1,00
Albania	–	141	–	–	545	–
Lithuania	19	–	–	231	–	–
Croatia	266	349	31,22	289	363	25,57
Slovenia	21.930	34.144	55,69	173.985	257.373	47,93
Czech Republic	1.998	3.996	100,00	10.014	19.440	94,13
Russia Federation	18.948	16.990	-10,34	118.647	108.844	-8,26
Alat Potong dan Perkakas Tangan Rumah	**786.019**	**579.659**	**-26,25**	**11.144.263**	**6.944.090**	**-37,69**
Japan	175	751	328,98	4.236	12.097	185,56
Hong Kong	–	1.540	–	–	9.830	–
Korea, Republic of	1.192	960	-19,50	40.034	18.651	-53,41
Taiwan	14	143	894,20	79	7.567	9.477,89
China	390	583	49,34	14.540	3.687	-74,64
Mongolia	–	480	–	–	2.984	–
Papua New Guinea	3	12	297,33	57	44	-22,49
Thailand	125	2.129	1.603,73	2.531	17.182	578,93
Singapore	16.228	3.520	-78,31	342.893	71.006	-79,29
Philippines	68	29	-58,08	3.689	1.504	-59,23
Malaysia	2.494	5.917	137,26	18.902	93.804	396,27
Brunei Darussalam	24	18	-27,32	653	3.889	495,92
Viet Nam	47	226	376,70	463	28.149	5.973,86
Maldives	435	1.511	247,34	3.583	8.998	151,10
India	872	1.338	53,36	10.818	9.434	-12,80
Sri Lanka	184	30	-83,52	2.190	535	-75,58
Saudi Arabia	–	11.173	–	–	57.019	–
Israel	715	550	-23,15	9.792	5.166	-47,24
Lebanon	2.500	–	–	35.501	–	–
Oman	1.280	157	-87,73	10.068	49	-99,51
Turkey	2.119	4.200	98,21	29.645	74.334	150,75
United Arab Emirates	654	9.169	1.301,49	3.982	52.639	1.221,76
Qatar	1	924	184.775,00	107	11.682	10.847,99
Ethiopia	3	–	–	634	–	–
Tanzania, United Rep. of	–	28	–	–	291	–
Madagascar	–	5	–	–	28	–
Kenya	100	–	–	2.046	–	–
Congo	8	–	–	53	–	–
Cameroon	–	3	–	–	23	–
Nigeria	2.849	1.550	-45,59	15.227	338	-97,78
Senegal	–	18	–	–	30	–
Seychelles	1	–	–	5	–	–
South Africa	–	260	–	–	15	–
Mauritius	–	450	–	–	270	–
Australia	1.255	2.502	99,33	21.400	13.101	-38,78
New Zealand	–	181	–	–	4.062	–
Northern Mariana Islands	–	501	–	–	4.671	–
Vanuatu	–	1	–	–	33	–
Fiji	9	11	25,00	2.087	588	-71,83
Tonga	–	88	–	–	740	–
East Timor	46.896	113.200	141,38	68.087	72.038	5,80
United States	396.547	232.106	-41,47	6.651.836	4.096.210	-38,42
Canada	936	20	-97,83	24.549	21	-99,92
Mexico	31.837	1.042	-96,73	372.354	16.476	-95,58
Brazil	–	10	–	–	235	–
Uruguay	–	2.003	–	–	54.813	–
Puerto Rico	–	498	–	–	13	–
Dominican Republic	–	1.596	–	–	16.783	–
Netherlands Antilles	–	5	–	–	6	–
United Kingdom	14.777	9.520	-35,58	199.614	116.656	-41,56
Netherlands	195	40.475	20.624,72	457	537.816	117.542,76
France	2	6	169,57	34	74	120,15
Germany, Fed. Rep. of	123.952	26.610	-78,53	1.635.184	426.709	-73,90
Belgium	215	453	110,80	3.969	7.669	93,21
Switzerland	58.076	34.058	-41,36	813.779	377.038	-53,67
Denmark	2	–	–	20	–	–

https://www.bps.go.id

Komoditas/Negara Tujuan	Berat Bersih (kg)		Perub	Nilai FOB (US$)		Perub
	Jan–Jun 2023	Jan–Jun 2024	%	Jan–Jun 2023	Jan–Jun 2024	%
(1)	(2)	(3)	(4)	(5)	(6)	(7)
Sweden	43.092	29.037	-32,62	333.502	224.136	-32,79
Finland	–	7	–	–	1	–
Ireland	4.660	3.391	-27,23	47.346	34.006	-28,18
Italy	8.920	5.151	-42,26	161.380	148.564	-7,94
Greece	2.177	–	–	23.534	–	–
Romania	9.864	2.492	-74,74	108.648	30.461	-71,96
Slovakia	10.124	27.025	166,93	124.754	269.922	116,36
Russia Federation	–	~0	–	–	8	–
Barang dari Logam Bukan Aluminium Siap	**2.163.855**	**1.725.018**	**-20,28**	**2.859.568**	**6.927.949**	**142,27**
Japan	755	~0	-99,98	9.186	~0	-100,00
Korea, Republic of	800	–	–	1.071	–	–
Taiwan	96	–	–	667	–	–
China	31.215	25.580	-18,05	69.445	26.425	-61,95
Papua New Guinea	–	35.844	–	–	92.244	–
Thailand	160	~0	-99,88	1.205	2	-99,82
Singapore	2.003.576	1.174.038	-41,40	2.101.805	465.084	-77,87
Philippines	2.050	4.706	129,56	6.536	27.180	315,88
Malaysia	67.844	311	-99,54	440.027	616	-99,86
Myanmar	32.212	–	–	107.023	–	–
Brunei Darussalam	60	315	425,00	30	302	906,93
Maldives	–	12	–	–	60	–
India	57	–	–	638	–	–
Togo	230	–	–	60	–	–
Mauritius	–	22	–	–	86	–
Australia	5.064	453.307	8.851,21	13.530	6.257.839	46.152,30
New Zealand	463	71	-84,64	4.642	365	-92,13
Solomon Islands	–	980	–	–	19.685	–
East Timor	7.594	6.170	-18,75	22.956	10.547	-54,05
United States	3.822	12.332	222,66	30.663	9.298	-69,68
Mexico	224	–	–	896	–	–
Chile	618	–	–	3.357	–	–
Dominican Republic	150	–	–	7.800	–	–
French Guiana	178	–	–	2.215	–	–
United Kingdom	890	875	-1,72	5.981	3.895	-34,88
Netherlands	3.909	4.435	13,45	10.727	7.399	-31,02
France	670	457	-31,79	4.414	1.773	-59,84
Belgium	859	293	-65,89	10.130	954	-90,58
Ireland	–	3.537	–	–	1.220	–
Italy	–	1.507	–	–	1.447	–
Spain	50	226	351,83	690	1.528	121,42
Poland	50	–	–	490	–	–
Malta	259	–	–	3.385	–	–
Barang dari Logam Aluminium Siap Pasang	**1.259.167**	**1.063.866**	**-15,51**	**7.774.272**	**6.241.766**	**-19,71**
Japan	226.638	181.402	-19,96	2.193.584	1.681.192	-23,36
Taiwan	86	9.392	10.781,51	778	61.137	7.756,90
China	–	1	–	–	1	–
Papua New Guinea	350	–	–	198	–	–
Thailand	53.685	28.917	-46,14	417.750	262.332	-37,20
Singapore	153.255	131.473	-14,21	828.210	647.016	-21,88
Philippines	735	–	–	6.344	–	–
Malaysia	465	2.434	423,49	1.750	4.106	134,60
Myanmar	–	199	–	–	1.579	–
Cambodia	3.663	–	–	24.747	–	–
Viet Nam	23.515	8.753	-62,78	414.357	135.762	-67,24
Maldives	17	168	888,24	415	4.758	1.047,06
India	128	–	–	2.478	–	–
Saudi Arabia	–	196	–	–	735	–
United Arab Emirates	11.082	–	–	25.088	–	–
Seychelles	150	–	–	1.834	–	–
Australia	26.064	7.991	-69,34	76.810	28.492	-62,91
New Zealand	–	242	–	–	233	–
East Timor	12.736	18.615	46,16	13.118	64.416	391,06
United States	741.159	673.047	-9,19	3.749.682	3.347.559	-10,72
Canada	800	–	–	2.816	–	–
Germany, Fed. Rep. of	4.209	–	–	8.417	–	–
Switzerland	42	–	–	5.116	–	–
Denmark	390	1.036	165,51	780	2.448	213,85
Senjata dan Amunisi	**24.136**	**92.505**	**283,26**	**3.137.457**	**6.889.950**	**119,60**
China	–	315	–	–	101.608	–
Philippines	875	2.206	152,19	987.400	2.835.118	187,13
Malaysia	~0	507	230.230,45	34	871.556	2.601.559,70
Brunei Darussalam	–	912	–	–	126.100	–
India	–	52.512	–	–	64.926	–
Pakistan	9.336	22.188	137,66	7.002	14.016	100,17
Bangladesh	117	–	–	12.720	–	–

https://www.bps.go.id

Lanjutan Tabel 3.6

Komoditas/Negara Tujuan	Berat Bersih (kg)		Perub	Nilai FOB (US$)		Perub
	Jan–Jun 2023	Jan–Jun 2024	%	Jan–Jun 2023	Jan–Jun 2024	%
(1)	(2)	(3)	(4)	(5)	(6)	(7)
Iran (Islamic Republic of)	–	4.441	–	–	3.500	–
Turkey	–	19	–	–	27.300	–
United Arab Emirates	52	72	38,65	12.580	2.237	-82,22
Reunion	–	90	–	–	601	–
Guam	–	1.385	–	–	1.638.038	–
East Timor	663	844	27,46	104.500	102.750	-1,67
United States	10.521	7.014	-33,33	1.653.300	1.102.200	-33,33
France	1.952	–	–	200.922	–	–
Czech Republic	622	–	–	159.000	–	–
Brankas, Filling Kantor dan Sejenisnya	**1.362.251**	**1.486.661**	**9,13**	**3.306.419**	**3.558.038**	**7,61**
Japan	–	1	–	–	8	–
Hong Kong	33.195	40.799	22,91	95.286	108.637	14,01
Korea, Republic of	10.540	11.346	7,65	41.512	41.411	-0,24
Taiwan	11.808	13.163	11,48	52.327	42.465	-18,85
China	334.148	374.713	12,14	871.433	943.139	8,23
Papua New Guinea	–	24	–	–	507	–
Thailand	118.910	203.380	71,04	246.582	358.937	45,56
Singapore	14.947	22.533	50,75	50.994	61.226	20,07
Philippines	4.051	770	-80,99	8.895	2.472	-72,21
Malaysia	73.173	53.473	-26,92	191.691	130.974	-31,67
Myanmar	11.900	~0	-100,00	24.990	~0	-100,00
Cambodia	6.758	2.386	-64,69	18.080	9.431	-47,84
Brunei Darussalam	–	268	–	–	36.154	–
Viet Nam	6.945	2.651	-61,83	17.994	7.207	-59,95
Maldives	385	7.719	1.904,96	884	63.456	7.078,28
India	–	7	–	–	103	–
Bangladesh	37.476	–	–	53.567	–	–
Sri Lanka	–	94	–	–	342	–
Iraq	–	2.370	–	–	1.536	–
Saudi Arabia	20.246	26.185	29,33	53.725	77.307	43,89
Kuwait	–	4	–	–	381	–
Jordan	8.165	–	–	10.770	–	–
Lebanon	22.285	–	–	35.677	–	–
Oman	–	7.297	–	–	17.640	–
United Arab Emirates	116.563	71.717	-38,47	337.967	220.810	-34,67
Qatar	205	16.570	7.982,93	520	51.588	9.820,77
Bahrain	24.057	7.670	-68,12	38.091	17.992	-52,77
Sudan	–	70	–	–	~0	–
Ethiopia	37.080	–	–	45.312	–	–
Botswana	590	–	–	1.409	–	–
Togo	120	–	–	121	–	–
Guinea	325	1.015	212,31	1.600	575	-64,06
Nigeria	–	376	–	–	814	–
Senegal	120	–	–	1.215	–	–
Gambia	–	90	–	–	387	–
Uganda	16.136	–	–	25.730	–	–
Djibouti	65.632	93.240	42,06	79.789	216.405	171,22
Mauritius	–	16	–	–	10	–
Australia	49.684	157.747	217,50	121.634	220.924	81,63
New Zealand	18.167	–	–	47.401	–	–
East Timor	34.417	49.752	44,56	39.228	74.886	90,90
United States	2.085	34.318	1.545,91	14.196	56.018	294,61
Canada	2.111	–	–	25.819	–	–
Trinidad and Tobago	–	3.536	–	–	6.312	–
Jamaica	7.507	–	–	13.990	–	–
Saint Lucia	15.610	–	–	27.048	–	–
Montserrat	4.098	–	–	9.033	–	–
United Kingdom	75.268	99.818	32,62	244.087	262.058	7,36
Netherlands	88.399	56.216	-36,41	210.850	180.249	-14,51
France	4	26	582,67	37	366	885,15
Belgium	1.654	77	-95,34	4.104	1.080	-73,68
Switzerland	–	1.775	–	–	3.540	–
Denmark	51.529	100.566	95,16	162.554	293.350	80,46
Sweden	32.915	–	–	62.008	–	–
Ireland	–	20.483	–	–	37.373	–
Italy	438	1.330	203,65	2.996	4.530	51,20
Spain	1.546	1.070	-30,79	13.320	5.440	-59,16
Malta	1.060	–	–	1.955	–	–
Keperluan Rumah Tangga dari Logam	**120.640**	**188.800**	**56,50**	**1.275.624**	**1.412.465**	**10,73**
Japan	3.284	3.607	9,85	25.850	32.901	27,28
Hong Kong	4	189	4.198,64	135	2.501	1.752,66
Taiwan	438	18	-96,00	3.817	286	-92,51
China	43	3.954	9.052,38	3.181	23.577	641,10
Papua New Guinea	549	710	29,18	637	6.243	879,27
Thailand	180	60	-66,71	3.762	3.024	-19,62
Singapore	1.396	857	-38,66	15.491	15.269	-1,43

https://www.bps.go.id

Komoditas/Negara Tujuan	Berat Bersih (kg)		Perub	Nilai FOB (US$)		Perub
	Jan–Jun 2023	Jan–Jun 2024	%	Jan–Jun 2023	Jan–Jun 2024	%
(1)	(2)	(3)	(4)	(5)	(6)	(7)
Philippines	545	151	-72,19	17.920	5.232	-70,80
Malaysia	90	1.266	1.314,52	422	20.829	4.835,18
Brunei Darussalam	87	100	15,19	561	31.724	5.559,95
Viet Nam	38.136	41.267	8,21	564.419	607.364	7,61
Maldives	31	317	909,98	799	5.753	620,39
India	257	–	–	10.147	–	–
Bangladesh	2.070	–	–	60.155	–	–
Saudi Arabia	1.938	138	-92,88	57.810	2.158	-96,27
United Arab Emirates	15	155	945,88	169	1.737	929,14
Mauritius	–	169	–	–	1.100	–
Australia	24.400	23.958	-1,81	327.973	263.118	-19,77
New Zealand	12.764	2.026	-84,13	18.728	19.111	2,05
East Timor	16.963	97.857	476,88	32.757	199.424	508,80
United States	3.225	6.733	108,80	67.223	99.102	47,42
Guadeloupe	10	–	–	95	–	–
United Kingdom	983	1.332	35,57	9.455	44.419	369,79
Netherlands	7.402	607	-91,80	2.425	517	-78,68
France	545	15	-97,28	12.927	397	-96,93
Germany, Fed. Rep. of	4.605	971	-78,92	31.696	1.187	-96,25
Switzerland	44	–	–	63	–	–
Denmark	–	158	–	–	1.568	–
Sweden	637	2.133	234,81	7.008	18.778	167,95
Ireland	–	1	–	–	3.851	–
Spain	–	50	–	–	1.183	–
Lithuania	–	2	–	–	89	–
Russia Federation	–	~0	–	–	22	–
Alat Potong dan Perkakas Tangan untuk	**29.970**	**47.508**	**58,52**	**175.060**	**276.715**	**58,07**
Hong Kong	–	5	–	–	159	–
Korea, Republic of	450	24	-94,67	700	1.320	88,57
Taiwan	–	3	–	–	41	–
China	66	94	42,86	1.526	144	-90,57
Papua New Guinea	6	1	-83,33	17	26	55,08
Thailand	5	26	451,01	926	788	-14,99
Singapore	111	124	12,06	2.025	4.947	144,33
Philippines	1	–	–	15	–	–
Malaysia	190	6.548	3.342,46	163	24.348	14.833,98
Brunei Darussalam	46	–	–	374	–	–
Maldives	123	3	-97,56	931	267	-71,27
India	1	1	7,40	3	48	1.337,31
Sri Lanka	–	13	–	–	97	–
Saudi Arabia	10	~0	-99,99	65	~0	-100,00
Gabon	21.760	24.115	10,82	162.223	202.292	24,70
Mali	8	–	–	73	–	–
Fiji	5	–	–	25	–	–
East Timor	7.174	15.659	118,27	5.023	18.499	268,27
United States	7	52	700,54	577	14.926	2.487,45
Canada	~0	–	–	1	–	–
Colombia	–	837	–	–	8.500	–
Netherlands	6	–	–	33	–	–
France	2	2	23,15	361	183	-49,47
Norway	–	1	–	–	130	–
Generator Uap, Bukan Ketel Pemanas	**10**	**83**	**725,23**	**465**	**1.767**	**280,24**
Thailand	10	–	–	465	–	–
Singapore	–	~0	–	–	2	–
New Zealand	–	79	–	–	428	–
United States	–	3	–	–	1.337	–
Peralatan Komunikasi	**11.844.133**	**10.903.701**	**-7,94**	**1.376.040.377**	**1.054.824.505**	**-23,34**
Japan	775.324	483.076	-37,69	40.390.854	20.504.198	-49,24
Hong Kong	226.812	204.565	-9,81	29.344.689	27.376.944	-6,71
Korea, Republic of	212.084	211.414	-0,32	31.296.054	29.808.353	-4,75
Taiwan	5.214	2.904	-44,31	2.714.676	1.658.284	-38,91
China	117.569	100.331	-14,66	14.964.041	8.795.365	-41,22
Papua New Guinea	404	7.493	1.753,28	138.890	1.029.299	641,09
Thailand	10.793	8.022	-25,68	8.398.145	5.158.969	-38,57
Singapore	729.838	309.598	-57,58	114.541.025	59.362.567	-48,17
Philippines	52.692	47.582	-9,70	29.790.717	32.787.299	10,06
Malaysia	168.852	136.932	-18,90	83.422.524	79.429.719	-4,79
Myanmar	29	1.910	6.550,42	14.006	837.690	5.880,77
Cambodia	806	496	-38,37	9.305	9.272	-0,36
Brunei Darussalam	27	6	-78,45	3.791	1.126	-70,31
Viet Nam	15.884	48.291	204,03	2.944.151	2.867.671	-2,60
Maldives	18	39	115,91	868	639	-26,37
India	224.093	312.696	39,54	4.201.430	5.544.959	31,98
Pakistan	–	5	–	–	334	–
Bangladesh	142	12.884	8.974,71	357.990	55.344	-84,54

https://www.bps.go.id

Lanjutan Tabel 3.6

Komoditas/Negara Tujuan	Berat Bersih (kg)		Perub	Nilai FOB (US$)		Perub
	Jan–Jun 2023	Jan–Jun 2024	%	Jan–Jun 2023	Jan–Jun 2024	%
(1)	(2)	(3)	(4)	(5)	(6)	(7)
Sri Lanka	5	141	2.502,59	421	1.450	243,99
Iraq	25	–	–	12.235	–	–
Saudi Arabia	1.033	12	-98,82	30.634	302	-99,01
Israel	34	33	-3,88	7.695	11.767	52,92
Yemen	–	10	–	–	75	–
Oman	2	3	101,88	7	48	637,42
Turkey	9.471	118.858	1.155,01	2.807.602	4.657.820	65,90
United Arab Emirates	126.679	247.602	95,46	19.991.992	35.211.622	76,13
Qatar	5	241	4.822,45	3.576	117.816	3.194,27
Cyprus	8.289	–	–	619.159	–	–
Egypt	303.852	493.172	62,31	15.591.480	12.926.905	-17,09
Morocco	–	2	–	–	23	–
Tunisia	75.686	63.004	-16,76	24.932.000	20.359.086	-18,34
Algeria	1	11.790	1.211.618,71	346.113	403.961	16,71
Sudan	~0	–	–	272.208	–	–
Ethiopia	1	5.201	363.082,54	60.955	168.267	176,05
Kenya	–	231	–	–	38.835	–
Equatorial Guinea	–	1	–	–	~0	–
Togo	56	252	350,22	652	546	-16,31
Ghana	2	–	–	64	–	–
Guinea	16	–	–	200	–	–
Cameroon	12	–	–	25	–	–
Nigeria	2	21.315	922.605,93	612.242	652.802	6,62
Cote D'Ivoire	119	–	–	33.832	–	–
Senegal	–	8	–	–	757	–
Gambia	–	2	–	–	13	–
Central African Republic	4	–	–	271	–	–
South Africa	227	34.072	14.901,11	985.904	387.769	-60,67
Comoros	–	316	–	–	1.751	–
Australia	297.186	227.593	-23,42	38.710.315	24.740.859	-36,09
New Zealand	39.825	29.756	-25,28	2.824.352	2.155.533	-23,68
New Caledonia	10	–	–	300	–	–
Fiji	~0	–	–	15	–	–
Marshall Islands	–	310	–	–	2.892	–
Samoa	–	20.000	–	–	2.629.946	–
East Timor	62.984	65.236	3,58	4.101.541	2.208.198	-46,16
United States	5.075.949	4.805.180	-5,33	595.136.489	484.412.003	-18,60
Canada	574.066	84.432	-85,29	77.266.644	7.523.407	-90,26
Mexico	318.417	817.232	156,65	19.460.201	43.446.163	123,26
Guatemala	2.637	11.620	340,72	170.271	946.992	456,17
Honduras	–	10.280	–	–	534.949	–
Nicaragua	19	9.858	51.163,86	106	545.586	515.869,67
Panama	206.461	17.115	-91,71	21.712.297	1.160.498	-94,66
Suriname	–	12.306	–	–	57.316	–
Chile	199	19.866	9.875,33	78.121	688.994	781,96
Argentina	1.838	24.300	1.222,14	907.893	336.987	-62,88
Brazil	140.546	130.268	-7,31	5.881.926	3.226.078	-45,15
Colombia	7.753	27	-99,65	383.922	3.272	-99,15
Bolivia	–	2	–	–	12	–
Paraguay	–	8.605	–	–	707.576	–
Ecuador	~0	18.261	19.635.302,15	149.140	645.968	333,13
Peru	–	24	–	–	711	–
Jamaica	–	5.027	–	–	432.886	–
Puerto Rico	4.843	3.349	-30,84	824.697	476.632	-42,21
Dominican Republic	11	–	–	46	–	–
El Salvador	16.185	2.888	-82,16	1.063.211	155.082	-85,41
Costa Rica	42	109	159,52	156	393	150,84
Barbados	2	–	–	8	–	–
Aruba	2	–	–	13	–	–
Bermuda	8	–	–	17	–	–
Netherlands Antilles	2	–	–	13	–	–
United Kingdom	348.134	501.595	44,08	33.743.200	44.779.446	32,71
Netherlands	338.896	289.789	-14,49	29.693.664	29.591.759	-0,34
France	183.521	68.848	-62,48	14.889.490	5.906.561	-60,33
Germany, Fed. Rep. of	22.666	25.586	12,88	2.300.003	2.778.062	20,79
Austria	2	742	37.000,00	403	18.642	4.526,04
Belgium	107.504	75.031	-30,21	8.583.587	6.457.895	-24,76
Switzerland	24.655	67.748	174,79	2.109.494	7.231.128	242,79
Luxembourg	1.206	–	–	346.854	–	–
Denmark	9	42.719	485.346,59	1.377	3.303.791	239.777,95
Norway	16.781	6.636	-60,46	1.090.102	456.090	-58,16
Sweden	25.589	10.253	-59,93	1.334.118	997.840	-25,21
Finland	–	13.169	–	–	1.234.971	–
Ireland	30.475	23.111	-24,17	2.789.026	1.973.513	-29,24
Italy	17.093	21.782	27,43	1.495.868	1.926.250	28,77
Spain	12.387	5.367	-56,67	2.802.141	708.705	-74,71
Portugal	2.136	44	-97,92	624.435	273.565	-56,19
Greece	3	–	–	1.465	–	–

https://www.bps.go.id

Komoditas/Negara Tujuan	Berat Bersih (kg)		Perub	Nilai FOB (US$)		Perub
	Jan–Jun 2023	Jan–Jun 2024	%	Jan–Jun 2023	Jan–Jun 2024	%
(1)	(2)	(3)	(4)	(5)	(6)	(7)
Hungary	51.063	9.695	-81,01	3.780.857	462.430	-87,77
Poland	757.509	506.164	-33,18	68.701.159	18.825.361	-72,60
Romania	41	244	495,12	1.067	122.243	11.356,79
Bulgaria	697	–	–	233.214	–	–
Kazakhstan	287	19.826	6.808,48	17.277	39.121	126,43
Uzbekistan	–	2	–	–	304	–
Slovakia	25.444	–	–	1.724.792	–	–
Slovenia	19	1.460	7.682,04	7.806	106.105	1.259,19
Czech Republic	52.755	–	–	2.045.039	–	–
Russia Federation	10.176	5.740	-43,59	209.819	422.143	101,19
Semi Konduktor dan Komponen Elektronik	**30.230.640**	**77.602.830**	**156,70**	**1.055.344.313**	**1.252.282.432**	**18,66**
Japan	461.176	456.805	-0,95	48.332.741	36.878.112	-23,70
Hong Kong	325.994	394.866	21,13	36.219.466	61.029.761	68,50
Korea, Republic of	621.826	644.838	3,70	21.366.590	22.210.812	3,95
Taiwan	243.964	72.501	-70,28	34.134.714	38.554.157	12,95
China	861.586	527.767	-38,74	48.550.352	41.571.844	-14,37
Mongolia	–	~0	–	–	37	–
Papua New Guinea	10	126	1.166,26	658	4.335	558,44
Thailand	571.454	481.593	-15,72	15.628.529	11.475.790	-26,57
Singapore	3.640.332	3.550.943	-2,46	334.690.154	319.288.389	-4,60
Philippines	80.880	56.342	-30,34	7.110.301	4.030.225	-43,32
Malaysia	454.464	169.803	-62,64	19.465.445	3.111.338	-84,02
Myanmar	1.336	–	–	1.633	–	–
Cambodia	1	35.639	7.015.547,24	185	179.595	97.094,18
Brunei Darussalam	–	111	–	–	235	–
Nepal	1	32	3.100,00	18.560	448	-97,59
Viet Nam	229.921	244.477	6,33	8.375.815	7.474.780	-10,76
Maldives	15	28	89,66	2.400	2.400	0,00
India	268.632	465.814	73,40	21.941.994	19.752.180	-9,98
Pakistan	–	824	–	–	6.036	–
Bangladesh	18.138	13.333	-26,49	626.790	921.244	46,98
Sri Lanka	35	286	730,40	1.960	3.920	99,96
Indonesia	–	57	–	–	84.048	–
Saudi Arabia	17	8.280	48.239,04	2.372	111.442	4.598,88
Lebanon	–	4	–	–	78	–
Oman	321	–	–	265.038	–	–
Turkey	817.304	1.643.562	101,10	11.343.267	35.350.100	211,64
United Arab Emirates	2.137	1.139	-46,69	71.781	53.529	-25,43
Qatar	1	1	-16,67	180	102	-43,25
Egypt	154.246	173.886	12,73	13.744.353	12.780.359	-7,01
Morocco	13.812	1	-99,99	1.239.291	2.556	-99,79
Tunisia	15	100	555,87	260.335	37.080	-85,76
Algeria	136.953	300.485	119,41	2.316.513	5.199.347	124,45
Sudan	20.600	–	–	300.435	–	–
Lesotho	–	1	–	–	75	–
Ethiopia	~0	22.118	315.964.428,57	89.291	740.807	729,65
Togo	–	1	–	–	16	–
Ghana	12	–	–	672	–	–
Guinea	719	598	-16,79	74.640	70.000	-6,22
Congo	26	–	–	452	–	–
Nigeria	107.231	222.288	107,30	1.850.707	3.756.889	103,00
Cote D'Ivoire	3.979	7.567	90,16	557.165	392.115	-29,62
Senegal	–	7	–	–	12	–
Central African Republic	69	–	–	827	–	–
South Africa	245.629	213.798	-12,96	4.710.375	4.080.019	-13,38
Zambia	2.548	4.096	60,75	670.000	921.000	37,46
Mauritius	–	105	–	–	3.028	–
Australia	2.414	2.599	7,64	100.326	166.962	66,42
New Zealand	–	5	–	–	4.620	–
East Timor	14.179	14.167	-0,08	25.639	250.938	878,74
United States	14.871.028	60.110.211	304,21	141.556.024	335.471.063	136,99
Canada	226	13.156	5.730,35	42.439	2.485.006	5.755,41
Mexico	301.279	801.915	166,17	59.613.972	57.522.861	-3,51
Panama	35	27	-22,86	2.772	1.734	-37,47
Chile	7	94	1.249,08	396	1.336	237,23
Argentina	765.102	245.926	-67,86	14.925.765	4.916.226	-67,06
Brazil	3.535.523	4.739.604	34,06	90.497.123	111.400.847	23,10
Colombia	21	37	75,96	307	1.217	296,11
Ecuador	3.643	172.655	4.639,24	1.286.889	6.828.950	430,66
Peru	31	76	146,22	2.104	5.715	171,65
Puerto Rico	10	2	-75,00	10.774	2.384	-77,88
Dominican Republic	245	7	-97,06	10.827	390	-96,39
Haiti	38	2	-95,46	1.492	65	-95,63
Greenland	6	–	–	306	–	–
United Kingdom	8.179	7.128	-12,85	280.985	615.205	118,95
Netherlands	33.083	38.654	16,84	4.507.527	6.570.815	45,77
France	10.958	16.490	50,48	4.181.142	1.857.730	-55,57

https://www.bps.go.id

Lanjutan Tabel 3.6

Komoditas/Negara Tujuan	Berat Bersih (kg)		Perub	Nilai FOB (US$)		Perub
	Jan–Jun 2023	Jan–Jun 2024	%	Jan–Jun 2023	Jan–Jun 2024	%
(1)	(2)	(3)	(4)	(5)	(6)	(7)
Germany, Fed. Rep. of	1.048.083	1.078.038	2,86	83.071.240	67.295.350	-18,99
Austria	71	793	1.021,13	19.158	74.183	287,22
Belgium	368	69	-81,17	10.005	2.715	-72,86
Switzerland	345	484	40,37	87.759	70.062	-20,17
Denmark	15	12	-20,01	1.412	99	-92,98
Norway	1	~0	-99,80	19	~0	-99,99
Sweden	10	282	2.721,85	17.440	44.684	156,22
Finland	13	–	–	16	–	–
Ireland	8.500	3.857	-54,62	874.365	473.396	-45,86
Italy	918	971	5,78	24.591	47.844	94,56
Spain	1.134	12	-98,93	141.221	551	-99,61
Portugal	22	60	174,00	512	1.635	219,15
Hungary	1.196	3.159	164,14	112.536	197.231	75,26
Poland	244.031	543.797	122,84	13.741.267	19.486.043	41,81
Romania	11	278	2.368,53	12.213	16.803	37,58
Bulgaria	11	16	44,88	232	2.198	848,28
Kazakhstan	2.868	10.880	279,29	123.850	521.099	320,75
Uzbekistan	–	~0	–	–	550	–
Lithuania	4.507	2.187	-51,48	343.165	171.798	-49,94
Latvia	1.789	–	–	340.741	–	–
Estonia	14	–	–	705	–	–
Malta	15.287	34.699	126,99	2.186.630	3.694.475	68,96
Slovakia	529	1.461	176,15	12.562	32.086	155,43
Slovenia	10.045	2.200	-78,10	841.476	215.108	-74,44
Czech Republic	59.428	42.587	-28,34	2.366.986	1.723.611	-27,18
Russia Federation	58	7	-88,46	1.419	28.603	1.915,85
Komputer dan Perlengkapan Komputer	**29.972.633**	**25.028.722**	**-16,49**	**895.235.542**	**739.807.938**	**-17,36**
Japan	3.185.857	3.773.334	18,44	79.562.022	90.460.819	13,70
Hong Kong	106.929	87.911	-17,79	3.692.284	10.387.704	181,34
Korea, Dem. People'S Rep.	–	101	–	–	5.878	–
Korea, Republic of	243.202	228.255	-6,15	8.457.966	7.017.935	-17,03
Taiwan	418.607	273.761	-34,60	9.724.551	6.862.323	-29,43
China	3.809.235	1.772.369	-53,47	79.336.594	41.336.978	-47,90
Papua New Guinea	443	165	-62,64	49.266	21.332	-56,70
Thailand	262.454	175.787	-33,02	6.254.066	5.967.999	-4,57
Singapore	4.203.764	3.358.431	-20,11	252.454.369	184.667.875	-26,85
Philippines	323.025	204.103	-36,81	7.174.396	4.799.758	-33,10
Malaysia	932.270	411.679	-55,84	7.759.889	3.349.747	-56,83
Myanmar	52	–	–	22.090	–	–
Cambodia	4.432	5	-99,89	124.375	47	-99,96
Brunei Darussalam	3	24	688,70	102	6.278	6.032,36
Viet Nam	13.427	29.889	122,60	585.842	1.070.029	82,65
Maldives	–	159	–	–	6.068	–
India	1.284.949	1.009.874	-21,41	25.589.387	23.918.472	-6,53
Pakistan	1	64	6.300,20	35	9.369	26.669,97
Bangladesh	5.180	–	–	24.718	–	–
Sri Lanka	32	10	-69,87	9.367	459	-95,10
Iraq	12	–	–	3.062	–	–
Iran (Islamic Republic of)	–	2.332	–	–	32.700	–
Saudi Arabia	41	~0	-99,85	1.373	6	-99,55
Israel	–	31	–	–	637	–
Kuwait	–	130	–	–	62.422	–
Turkey	62	–	–	1.275	–	–
United Arab Emirates	770.473	531.805	-30,98	19.585.108	16.531.685	-15,59
Cyprus	2	–	–	11.685	–	–
Libyan Arab Jamahiriya	–	2	–	–	41	–
Morocco	3.024	–	–	110.383	–	–
Ethiopia	7	–	–	1.143	–	–
Kenya	–	16	–	–	432	–
Togo	15	88	503,70	510	31	-93,92
Angola	–	12.822	–	–	80.000	–
Congo	5	–	–	131	–	–
Cote D'Ivoire	6	–	–	7.849	–	–
Mauritania	12	–	–	683	–	–
South Africa	153.537	54.301	-64,63	4.214.805	1.750.517	-58,47
Mauritius	4	–	–	4.000	–	–
Australia	701.228	546.770	-22,03	14.018.873	11.256.366	-19,71
New Zealand	5.177	46	-99,11	105.753	200	-99,81
East Timor	112.410	188.495	67,69	1.307.740	2.147.485	64,21
United States	4.939.150	5.960.812	20,68	144.384.973	161.413.855	11,79
Canada	301	425	40,95	73.076	258.591	253,87
Mexico	103.200	101.138	-2,00	2.588.851	2.596.574	0,30
Chile	92.918	75.942	-18,27	2.338.470	2.032.004	-13,11
Brazil	319.157	509.048	59,50	7.223.604	13.539.541	87,43
Colombia	31.172	43.186	38,54	737.493	1.210.516	64,14
Uruguay	50.743	52.280	3,03	1.133.811	1.272.697	12,25
Peru	41.153	89.130	116,58	914.629	2.093.330	128,87

https://www.bps.go.id

Komoditas/Negara Tujuan	Berat Bersih (kg)		Perub	Nilai FOB (US$)		Perub
	Jan–Jun 2023	Jan–Jun 2024	%	Jan–Jun 2023	Jan–Jun 2024	%
(1)	(2)	(3)	(4)	(5)	(6)	(7)
Dominican Republic	66	–	–	8.300	–	–
Costa Rica	216.495	94.348	-56,42	4.935.564	2.513.143	-49,08
United Kingdom	641.420	932.595	45,40	13.405.825	21.940.271	63,66
Netherlands	25.155	31.749	26,21	969.353	1.586.282	63,64
France	15.360	2.267	-85,24	464.092	344.366	-25,80
Germany, Fed. Rep. of	6.505.357	4.434.013	-31,84	163.803.709	110.308.390	-32,66
Austria	495	783	58,26	23.098	29.936	29,60
Belgium	30	58	92,75	4.987	10.764	115,85
Switzerland	–	17	–	–	5.788	–
Denmark	2.482	1.542	-37,87	213.678	99.251	-53,55
Norway	–	88	–	–	12.060	–
Sweden	2	35	1.651,00	5	4.836	107.118,76
Finland	–	76	–	–	4.278	–
Ireland	44.207	14.137	-68,02	24.103.623	6.635.557	-72,47
Italy	72	29	-59,37	441	5.663	1.183,17
Spain	772	596	-22,70	16.572	42.113	154,11
Portugal	62	62	0,00	1.275	1.275	0,03
Hungary	32	1	-96,90	1.609	42	-97,37
Poland	52	102	94,94	25.262	21.150	-16,28
Bulgaria	387.141	–	–	7.441.386	–	–
Kazakhstan	31	31	0,00	637	637	0,00
Lithuania	13.579	21.467	58,09	44.161	68.972	56,18
Latvia	2.086	–	–	177.409	–	–
Estonia	7	–	–	2.683	–	–
Czech Republic	62	~0	-99,76	1.275	16	-98,73
Russia Federation	–	9	–	–	4.447	–
Televisi dan Perlengkapan Televisi	**28.026.709**	**30.631.246**	**9,29**	**669.914.001**	**701.777.779**	**4,76**
Japan	762.416	775.565	1,72	22.517.236	24.840.205	10,32
Hong Kong	498.024	482.875	-3,04	14.565.201	13.930.484	-4,36
Korea, Republic of	6.961.718	7.629.330	9,59	191.074.015	199.357.208	4,34
Taiwan	144.261	567.291	293,24	5.326.472	14.518.232	172,57
China	48.038	240.534	400,71	4.239.608	7.952.414	87,57
Mongolia	41.125	57.871	40,72	638.425	1.074.622	68,32
Papua New Guinea	17.716	13.292	-24,97	413.434	242.874	-41,25
Thailand	2.834.955	1.843.659	-34,97	52.793.433	36.879.331	-30,14
Singapore	474.973	593.984	25,06	14.913.146	14.941.047	0,19
Philippines	1.262.938	1.174.929	-6,97	21.642.322	22.215.643	2,65
Malaysia	1.571.698	1.364.511	-13,18	29.418.847	27.632.691	-6,07
Myanmar	5.793	21.143	264,95	94.078	401.087	326,34
Cambodia	84.523	69.227	-18,10	1.375.152	1.198.464	-12,85
Brunei Darussalam	21.377	27.192	27,20	400.829	471.622	17,66
Nepal	4.858	–	–	74.092	–	–
Viet Nam	2.080.623	2.964.294	42,47	38.045.220	53.643.624	41,00
Maldives	369	1.428	287,41	7.559	30.236	300,02
India	1.311.561	1.140.558	-13,04	10.099.762	8.707.077	-13,79
Pakistan	–	73	–	–	1.883	–
Bangladesh	2.847	8.915	213,18	393.079	37.117	-90,56
Sri Lanka	15.048	158.721	954,80	227.283	2.783.507	1.124,69
Iraq	78	67.273	86.523,40	324	2.599.746	802.290,82
Iran (Islamic Republic of)	–	59.585	–	–	22.800	–
Saudi Arabia	347.941	640.355	84,04	7.309.421	14.350.310	96,33
Israel	62.674	259.594	314,19	3.871.398	7.692.602	98,70
Jordan	4.406	5.296	20,21	131.808	132.592	0,60
Lebanon	4.642	6.714	44,65	130.607	140.934	7,91
Yemen	5.928	–	–	138.775	–	–
Oman	16.387	29.474	79,87	436.295	650.212	49,03
Turkey	352.786	176.478	-49,98	7.397.877	4.696.629	-36,51
United Arab Emirates	1.295.763	2.110.754	62,90	29.007.605	42.750.743	47,38
Qatar	238.579	223.384	-6,37	4.153.875	3.891.479	-6,32
Bahrain	25.834	10.871	-57,92	643.718	251.281	-60,96
Egypt	269.770	411.255	52,45	3.989.323	4.653.630	16,65
Libyan Arab Jamahiriya	322	–	–	9.249	–	–
Morocco	34.863	82.242	135,90	844.469	2.042.299	141,84
Tunisia	2	–	–	504	–	–
Algeria	84.466	10.213	-87,91	1.549.603	355.556	-77,06
Sudan	23.983	–	–	392.662	–	–
Ethiopia	~0	1.510	485.293,57	118.002	50.428	-57,27
Tanzania, United Rep. of	45.359	7.873	-82,64	1.026.532	175.930	-82,86
Kenya	4.326	13.595	214,28	145.363	235.131	61,75
Mozambique	18.432	–	–	779.996	–	–
Equatorial Guinea	1.707	–	–	31.292	–	–
Togo	4.844	8.383	73,06	87.084	167.165	91,96
Ghana	9.525	15.380	61,47	202.051	285.361	41,23
Liberia	4.520	4.496	-0,52	66.313	57.918	-12,66
Guinea	4.605	9.203	99,88	86.254	159.136	84,50
Angola	10.198	12.811	25,63	218.875	211.579	-3,33
Congo	8.485	5.222	-38,46	169.928	114.356	-32,70

https://www.bps.go.id

Lanjutan Tabel 3.6

Komoditas/Negara Tujuan	Berat Bersih (kg)		Perub	Nilai FOB (US$)		Perub
	Jan–Jun 2023	Jan–Jun 2024	%	Jan–Jun 2023	Jan–Jun 2024	%
(1)	(2)	(3)	(4)	(5)	(6)	(7)
Cameroon	22.986	13.768	-40,10	378.252	255.875	-32,35
Nigeria	48.301	7.896	-83,65	1.169.127	282.320	-75,85
Sierra Leone	4.388	1.441	-67,16	71.854	26.617	-62,96
Gabon	15.753	13.102	-16,83	242.922	209.410	-13,80
Cote D'Ivoire	4.791	118	-97,53	76.920	2.030	-97,36
Senegal	9.485	21.481	126,48	146.398	458.125	212,93
Mauritania	3	–	–	310	–	–
Benin	13.731	4.660	-66,06	258.995	89.457	-65,46
South Africa	192.873	31.062	-83,90	3.829.796	364.447	-90,48
Mauritius	6.953	5.791	-16,71	119.894	119.431	-0,39
Democratic Rep. of the Congo	26.490	48.975	84,88	415.448	840.513	102,31
Australia	2.417.140	3.220.333	33,23	59.517.176	80.454.141	35,18
New Zealand	425.638	548.957	28,97	15.428.554	21.523.920	39,51
Fiji	10.454	11.690	11,83	228.343	190.815	-16,43
East Timor	79.538	85.573	7,59	646.182	336.264	-47,96
United States	267.041	279.259	4,58	34.570.483	27.010.765	-21,87
Canada	17.048	5.598	-67,17	849.230	617.568	-27,28
Mexico	680.548	1.084.660	59,38	7.017.211	8.873.672	26,46
Guatemala	14.674	–	–	415.217	–	–
Nicaragua	–	2	–	–	6	–
Panama	18.018	14.739	-18,20	582.215	582.599	0,07
Chile	8	2	-72,87	9	11	18,42
Argentina	176.194	14.322	-91,87	3.996.308	704.328	-82,38
Brazil	439.542	337.873	-23,13	5.893.908	2.470.880	-58,08
Bolivia	2	1	-53,30	3	3	6,48
Uruguay	21.702	–	–	630.674	–	–
Ecuador	486	11.777	2.321,79	105.765	471.086	345,41
Peru	–	6	–	–	11	–
Trinidad and Tobago	–	2	–	–	5	–
Puerto Rico	–	498	–	–	13	–
Dominican Republic	1.082	527	-51,31	507.709	150.442	-70,37
El Salvador	4	–	–	23	–	–
Costa Rica	–	4	–	–	22	–
Barbados	2	1	-35,84	6	12	103,58
Netherlands Antilles	–	23	–	–	563	–
Guadeloupe	–	9	–	–	22	–
United Kingdom	2.538	3.431	35,21	394.752	21.058	-94,67
Netherlands	4.815	25.172	422,78	20.356	1.345.549	6.510,00
France	32.125	30.784	-4,17	1.836.946	767.729	-58,21
Germany, Fed. Rep. of	61	17.765	29.234,26	4.678	270.522	5.682,51
Belgium	11.560	4.837	-58,16	1.603.457	694.232	-56,70
Switzerland	10	–	–	855	–	–
Luxembourg	21.191	26.715	26,07	774.338	1.089.045	40,64
Sweden	94.639	31.027	-67,22	6.546.332	2.561.507	-60,87
Ireland	59	11	-81,36	24.506	4.574	-81,33
Italy	4.198	6.728	60,26	31.248	50.429	61,39
Spain	72.369	21.882	-69,76	4.976.919	1.368.598	-72,50
Portugal	1.888	1.484	-21,40	15.882	8.685	-45,32
Greece	900	1.070	18,86	7.916	11.047	39,55
Hungary	762	1.005	31,86	32.867	25.379	-22,78
Poland	443.536	551.996	24,45	14.677.007	11.204.138	-23,66
Romania	21.116	45.265	114,36	642.184	1.419.628	121,06
Bulgaria	70.509	27.687	-60,73	3.141.212	1.787.152	-43,11
Azerbaijan	9.546	–	–	159.515	–	–
Belarus	–	36.712	–	–	1.043.191	–
Kazakhstan	1.226.720	667.227	-45,61	23.304.732	13.358.488	-42,68
Latvia	–	254	–	–	2.365	–
Georgia	5.376	22.554	319,53	91.920	431.373	369,29
Croatia	20.430	16.857	-17,49	1.285.240	1.034.168	-19,54
Slovakia	24.505	–	–	888.252	–	–
Slovenia	13.449	12.494	-7,10	970.051	423.551	-56,34
Czech Republic	1.532	20	-98,69	8.729	1.500	-82,82
Rep. of Macedonia	2.702	6.758	150,14	176.753	270.617	53,10
Russia Federation	15	11	-29,65	25	693	2.633,70
Alat Ukur dan Alat Uji	**6.009.312**	**5.943.304**	**-1,10**	**247.297.656**	**260.518.441**	**5,35**
Japan	239.103	292.297	22,25	11.158.456	17.033.151	52,65
Hong Kong	17.709	52.765	197,96	2.167.101	3.550.060	63,82
Korea, Republic of	113.847	183.043	60,78	7.232.172	7.647.713	5,75
Taiwan	527.895	682.420	29,27	9.502.520	9.908.516	4,27
China	163.365	219.452	34,33	8.781.497	23.163.054	163,77
Mongolia	3	–	–	8.039	–	–
Macau	–	18.852	–	–	439.932	–
Papua New Guinea	1.286	2.026	57,61	172.286	94.025	-45,43
Thailand	433.172	446.468	3,07	19.889.162	16.676.024	-16,16
Singapore	974.410	826.144	-15,22	49.010.920	44.484.180	-9,24
Philippines	226.036	163.292	-27,76	12.080.082	5.685.550	-52,93
Malaysia	787.521	376.085	-52,24	13.569.263	13.972.983	2,98

https://www.bps.go.id

Komoditas/Negara Tujuan	Berat Bersih (kg)		Perub	Nilai FOB (US$)		Perub
	Jan–Jun 2023	Jan–Jun 2024	%	Jan–Jun 2023	Jan–Jun 2024	%
(1)	(2)	(3)	(4)	(5)	(6)	(7)
Myanmar	113.506	175	-99,85	442.638	2.611	-99,41
Cambodia	4.640	192	-95,86	272.796	11.576	-95,76
Brunei Darussalam	2.266	2.065	-8,88	324.874	489.311	50,62
Lao People'S Dem. Rep.	374	–	–	2.501	–	–
Nepal	2	–	–	500	–	–
Viet Nam	497.874	429.450	-13,74	13.818.306	9.707.093	-29,75
Maldives	97	426	337,84	1.057	17.659	1.570,83
India	225.032	224.883	-0,07	9.208.858	8.957.892	-2,73
Pakistan	2.140	1.483	-30,69	145.599	74.787	-48,63
Bangladesh	442	318	-28,06	16.126	12.670	-21,43
Sri Lanka	127	305	139,85	1.106	51.325	4.541,45
Iraq	–	70	–	–	3.350	–
Iran (Islamic Republic of)	134	62	-53,77	924	300	-67,52
Saudi Arabia	1.781	2.295	28,85	285.510	151.739	-46,85
Israel	21	81	285,24	778	12.181	1.465,09
Kuwait	117	1.711	1.363,09	13.887	42.996	209,62
Jordan	–	1	–	–	358	–
Lebanon	~0	–	–	34	–	–
Palestina	–	602	–	–	65.347	–
Yemen	7	16	113,21	311	294	-5,29
Oman	431	322	-25,45	6.993	5.950	-14,92
Turkey	18.035	5.680	-68,51	204.353	34.121	-83,30
United Arab Emirates	3.377	8.549	153,16	195.065	636.525	226,31
Qatar	84	28	-66,66	61.043	3.329	-94,55
Bahrain	9	1	-86,06	226	11	-94,93
Egypt	16.491	7.543	-54,26	473.033	155.282	-67,17
Libyan Arab Jamahiriya	109.661	27	-99,98	76.333	4.544	-94,05
Morocco	1.700	172	-89,88	76.814	14.530	-81,08
Tunisia	1	–	–	386	–	–
Algeria	103	4	-95,87	4.792	329	-93,13
Sudan	–	1	–	–	1	–
Eritrea	–	37	–	–	5.000	–
Ethiopia	2	–	–	112	–	–
Tanzania, United Rep. of	15.586	3	-99,98	618.749	64	-99,99
Madagascar	25	12	-50,28	300	142	-52,58
Somalia	75	–	–	1.050	–	–
Kenya	–	~0	–	–	~0	–
Mozambique	1.497	–	–	51.785	–	–
Togo	–	2	–	–	6	–
Ghana	27	39.391	145.792,81	2.000	1.935.954	96.697,71
Liberia	–	~0	–	–	330	–
Angola	581	157	-72,96	57.985	69.230	19,39
Congo	393	–	–	5.218	–	–
Cameroon	12	–	–	60	–	–
Nigeria	3.842	1.093	-71,55	156.761	96.608	-38,37
Cote D'Ivoire	611	818	33,84	34.267	7.858	-77,07
Senegal	1	94	13.418,62	161	482	198,78
Mali	395	–	–	17.818	–	–
Burkina Faso	6	1	-85,66	295	12	-95,89
Uganda	–	73	–	–	18.000	–
Niger	1.000	–	–	63.515	–	–
Chad	–	249	–	–	11.553	–
Djibouti	8.218	7.352	-10,54	321.650	210.003	-34,71
Swaziland	2	–	–	4	–	–
South Africa	4.049	9.567	136,28	398.051	243.307	-38,88
Zambia	1.810	–	–	45.836	–	–
Mauritius	448	–	–	308.950	–	–
Rwanda	–	2	–	–	36	–
Democratic Rep. of the Congo	3.900	–	–	3.941	–	–
Australia	347.679	620.118	78,36	16.880.974	25.652.363	51,96
New Zealand	1.661	28.857	1.637,62	116.796	2.147.754	1.738,90
New Caledonia	–	~0	–	–	78	–
Vanuatu	–	6	–	–	139	–
Fiji	10	–	–	370	–	–
Marshall Islands	594.660	755.165	26,99	3.744.100	4.175.833	11,53
Solomon Islands	1	–	–	214	–	–
East Timor	13.083	10.188	-22,12	367.682	64.100	-82,57
United States	222.154	190.486	-14,26	25.288.860	26.932.856	6,50
Canada	3.293	2.482	-24,61	429.383	327.293	-23,78
Mexico	2.685	2.002	-25,45	241.931	323.233	33,61
Guatemala	5	28	419,54	66	273	313,03
Nicaragua	29	69	133,05	703	1.012	43,96
Panama	3	51	1.505,72	132	1.127	754,68
Chile	16	121	651,39	898	17.685	1.868,77
Argentina	7.635	6.476	-15,19	533.860	177.849	-66,69
Brazil	8.511	34.776	308,60	895.943	2.063.994	130,37
Colombia	226	328	45,11	8.954	25.015	179,36
Bolivia	21	1	-95,21	106	45	-57,35

https://www.bps.go.id

Lanjutan Tabel 3.6

Komoditas/Negara Tujuan	Berat Bersih (kg)		Perub	Nilai FOB (US$)		Perub
	Jan–Jun 2023	Jan–Jun 2024	%	Jan–Jun 2023	Jan–Jun 2024	%
(1)	(2)	(3)	(4)	(5)	(6)	(7)
Ecuador	4	83	2.244,94	657	3.301	402,69
Peru	28	326	1.061,86	79.983	7.624	-90,47
Trinidad and Tobago	–	5	–	–	49	–
Jamaica	–	17	–	–	160	–
Puerto Rico	~0	2	327,75	~0	2	350,00
Dominican Republic	1	8	490,20	106	133	25,70
El Salvador	11	–	–	267	–	–
Costa Rica	5	33	579,57	633	437	-30,97
Barbados	21	37	74,91	109	512	370,75
Aruba	7	–	–	111	–	–
Bermuda	20	17	-18,09	250	147	-41,22
Grenada	1	–	–	17	–	–
Martinique	58	–	–	278	–	–
Netherlands Antilles	–	1	–	–	29	–
Saint Lucia	–	~0	–	–	29	–
Turks and Caicos Islands	–	4	–	–	88	–
Guadeloupe	4	13	264,99	32	57	79,47
United Kingdom	50.514	78.122	54,65	1.088.658	833.847	-23,41
Netherlands	31.804	33.033	3,86	3.134.863	4.715.452	50,42
France	57.252	45.655	-20,26	4.741.857	4.061.517	-14,35
Germany, Fed. Rep. of	13.956	15.655	12,18	1.332.356	1.938.126	45,47
Austria	836	1.128	34,99	154.228	152.973	-0,81
Belgium	7.550	1.216	-83,89	837.778	25.627	-96,94
Switzerland	255	57	-77,51	92.110	60.304	-34,53
Denmark	1.306	376	-71,21	144.757	56.289	-61,11
Norway	1.232	356	-71,10	124.161	118.035	-4,93
Sweden	537	1.610	199,81	54.112	77.950	44,05
Finland	507	196	-61,34	152.906	43.080	-71,83
Ireland	6.551	5.273	-19,51	6.393.860	3.755.855	-41,26
Italy	5.131	5.802	13,07	505.430	586.978	16,13
Spain	797	188	-76,42	150.805	39.970	-73,50
Portugal	4.792	–	–	271.776	–	–
Iceland	–	267	–	–	44.620	–
Greece	4	55	1.285,00	224	985	340,17
Hungary	6.084	1.792	-70,54	280.510	57.038	-79,67
Poland	85.786	91.161	6,27	17.582.542	16.170.092	-8,03
Romania	1.433	148	-89,65	94.286	7.213	-92,35
Bulgaria	4	–	–	65	–	–
Azerbaijan	28	103	267,86	1.100	2.475	125,00
Kazakhstan	–	20	–	–	55.264	–
Ukraine	1.300	–	–	64.323	–	–
Uzbekistan	–	3	–	–	172	–
Latvia	–	576	–	–	76.165	–
Estonia	–	35	–	–	1.946	–
Malta	4.150	–	–	140.038	–	–
Slovakia	85	–	–	10.283	–	–
Slovenia	–	3	–	–	703	–
Czech Republic	273	–	–	36.385	–	–
Rep. of Macedonia	19	612	3.099,16	1.302	1.350	3,68
Russia Federation	16	2	-89,87	18.677	1.312	-92,97
Peralatan Audio dan Video Elektronik	**11.232.016**	**12.189.925**	**8,53**	**252.398.063**	**217.378.421**	**-13,87**
Japan	557.719	677.693	21,51	9.339.476	11.725.693	25,55
Hong Kong	240.119	229.886	-4,26	6.408.192	5.670.311	-11,51
Korea, Republic of	269.524	315.998	17,24	5.836.032	6.502.288	11,42
Taiwan	51.323	51.060	-0,51	918.108	583.735	-36,42
China	393.766	536.436	36,23	8.051.329	7.393.412	-8,17
Papua New Guinea	3.622	5.494	51,68	38.633	56.915	47,32
Thailand	232.122	168.008	-27,62	7.191.181	3.393.507	-52,81
Singapore	332.277	320.886	-3,43	79.018.961	60.797.607	-23,06
Philippines	57.511	36.692	-36,20	672.909	327.834	-51,28
Malaysia	279.094	270.297	-3,15	5.223.274	4.465.036	-14,52
Myanmar	1	3	363,90	373	21	-94,34
Cambodia	1.058	2.624	147,94	13.033	14.761	13,26
Brunei Darussalam	10	–	–	324	–	–
Nepal	22	1	-96,43	39	4	-88,76
Viet Nam	399.513	483.443	21,01	8.678.495	10.047.901	15,78
Maldives	165	1	-99,39	1.589	20	-98,74
India	792.265	704.639	-11,06	10.107.957	7.199.470	-28,77
Pakistan	57	1.055	1.751,07	3.175	204.970	6.355,55
Bangladesh	35.092	19.232	-45,20	303.299	183.736	-39,42
Sri Lanka	356	2.743	671,17	1.108	21.749	1.862,45
Saudi Arabia	32.963	41.006	24,40	363.646	393.053	8,09
Israel	2.660	1.249	-53,05	25.677	16.788	-34,62
Kuwait	1	763	95.262,50	49	6.898	13.886,78
Oman	8.491	–	–	71.060	–	–
Turkey	489	26.075	5.231,65	383.146	601.691	57,04
United Arab Emirates	194.760	208.009	6,80	2.373.394	3.235.552	36,33

https://www.bps.go.id

Komoditas/Negara Tujuan	Berat Bersih (kg)		Perub	Nilai FOB (US$)		Perub
	Jan–Jun 2023	Jan–Jun 2024	%	Jan–Jun 2023	Jan–Jun 2024	%
(1)	(2)	(3)	(4)	(5)	(6)	(7)
Qatar	49	2	-96,87	2.676	62	-97,68
Bahrain	–	6	–	–	2.648	–
Cyprus	–	589	–	–	21.033	–
Egypt	371.933	425.659	14,45	5.504.033	5.577.359	1,33
Libyan Arab Jamahiriya	–	13	–	–	357	–
Morocco	~0	–	–	40	–	–
Algeria	~0	2.471	5.490.788,89	70.372	82.262	16,90
Sudan	~0	–	–	17.939	–	–
Ethiopia	~0	361	2.124.276,47	5.621	12.079	114,88
Togo	–	6.050	–	–	5.096	–
Ghana	6	–	–	407	–	–
Angola	6	–	–	429	–	–
Congo	2	–	–	490	–	–
Cameroon	2.768	2.603	-5,97	22.468	20.283	-9,73
Nigeria	107.002	26.479	-75,25	999.367	245.984	-75,39
Burkina Faso	–	20.000	–	–	28.996	–
Central African Republic	27	–	–	3.925	–	–
South Africa	31.979	20.973	-34,42	511.380	203.148	-60,27
Mauritius	25	–	–	108	–	–
Australia	120.420	123.278	2,37	1.879.134	1.836.837	-2,25
New Zealand	913	4.733	418,17	9.719	46.553	378,99
New Caledonia	10	–	–	502	–	–
Vanuatu	2	1	-50,00	180	5	-97,00
American Samoa	–	8.479	–	–	100.119	–
Fiji	2.709	–	–	23.536	–	–
East Timor	60.713	34.115	-43,81	209.066	117.046	-44,01
United States	1.312.577	1.468.975	11,92	22.279.135	19.788.767	-11,18
Canada	64.677	64.805	0,20	1.041.725	923.716	-11,33
Mexico	1.923.818	1.815.717	-5,62	23.823.355	15.186.383	-36,25
Guatemala	4.542	193	-95,76	42.707	5.168	-87,90
Panama	24.279	31.250	28,72	400.890	415.681	3,69
Chile	20	10.378	50.894,71	909	111.515	12.161,44
Argentina	3.012	–	–	22.146	–	–
Brazil	880.866	1.031.727	17,13	10.908.134	9.754.796	-10,57
Colombia	3.636	1.861	-48,82	22.095	15.364	-30,46
Uruguay	973	1.846	89,67	4.415	38.934	781,93
Ecuador	1.287	3.824	197,15	27.437	111.398	306,01
Peru	4.221	8.638	104,65	235.449	250.585	6,43
Dominican Republic	97	–	–	45.000	–	–
Barbados	9	1	-84,80	19	6	-67,80
Netherlands Antilles	–	2	–	–	11	–
United Kingdom	59.330	75.781	27,73	1.162.320	1.096.972	-5,62
Netherlands	396.379	258.579	-34,76	4.062.228	2.326.409	-42,73
France	193.909	263.305	35,79	3.410.034	3.770.020	10,56
Germany, Fed. Rep. of	291.969	480.150	64,45	4.941.992	6.632.966	34,22
Belgium	266	–	–	15.600	–	–
Switzerland	448	132	-70,43	2.633	3.706	40,75
Denmark	21.869	41.988	92,00	574.203	829.223	44,41
Sweden	586	1.271	116,78	24.467	25.686	4,98
Finland	3.006	6.311	109,94	66.515	100.284	50,77
Ireland	120	408	239,95	27.640	59.524	115,35
Italy	98.124	94.226	-3,97	1.743.612	1.207.598	-30,74
Spain	2.925	1.969	-32,67	44.603	18.280	-59,02
Portugal	53	113	110,81	3.712	4.503	21,32
Greece	1.447	3.204	121,51	16.269	92.849	470,69
Hungary	178.057	341.578	91,84	4.776.829	7.380.736	54,51
Poland	875.128	1.224.014	39,87	12.648.496	14.508.938	14,71
Romania	714	3.336	367,17	47.398	115.591	143,87
Bulgaria	–	360	–	–	4.208	–
Azerbaijan	710	2.222	213,13	3.825	13.624	256,15
Belarus	625	–	–	3.119	–	–
Kazakhstan	27	5.645	20.801,34	404	33.389	8.167,55
Ukraine	1.724	2.825	63,86	9.071	23.952	164,06
Lithuania	10.110	6.087	-39,79	51.170	44.412	-13,21
Latvia	2.142	722	-66,27	121.679	19.788	-83,74
Georgia	166	321	93,37	842	6.769	703,58
Croatia	1.228	401	-67,31	6.200	2.780	-55,16
Slovakia	244.852	144.442	-41,01	5.185.708	1.198.716	-76,88
Czech Republic	–	2.275	–	–	20.554	–
Russia Federation	38.547	9.939	-74,21	308.224	91.799	-70,22
Peralatan Perekam, Penerima dan	**1.296.613**	**1.098.768**	**-15,26**	**105.511.483**	**109.046.605**	**3,35**
Japan	149.203	182.265	22,16	15.028.864	21.524.884	43,22
Hong Kong	30.435	43.018	41,34	9.512.051	16.457.855	73,02
Korea, Republic of	22.315	9.179	-58,87	1.015.391	1.021.940	0,64
Taiwan	6.143	8.240	34,13	227.481	373.492	64,19
China	47.481	31.390	-33,89	8.113.876	9.532.308	17,48
Papua New Guinea	–	5	–	–	512	–

https://www.bps.go.id

Lanjutan Tabel 3.6

Komoditas/Negara Tujuan	Berat Bersih (kg)		Perub	Nilai FOB (US$)		Perub
	Jan–Jun 2023	Jan–Jun 2024	%	Jan–Jun 2023	Jan–Jun 2024	%
(1)	(2)	(3)	(4)	(5)	(6)	(7)
Thailand	13.730	14.509	5,68	897.336	1.314.200	46,46
Singapore	40.891	61.789	51,11	3.220.465	2.920.869	-9,30
Philippines	22.424	10.133	-54,81	2.838.392	1.770.906	-37,61
Malaysia	19.005	24.579	29,33	927.119	826.498	-10,85
Cambodia	39	–	–	841	–	–
Brunei Darussalam	1.322	711	-46,19	107.320	44.394	-58,63
Viet Nam	4.361	24.979	472,78	648.677	1.109.097	70,98
Maldives	10	92	824,46	467	2.083	346,33
India	20	~0	-98,95	457	32	-93,00
Pakistan	1	–	–	212	–	–
Sri Lanka	41	19	-54,88	293	160	-45,39
Saudi Arabia	23.039	12	-99,95	1.744.549	8.328	-99,52
Kuwait	3.359	–	–	105.447	–	–
Oman	–	47	–	–	89	–
Turkey	499	1.378	176,15	222.172	565.127	154,36
United Arab Emirates	89.363	44.099	-50,65	4.258.282	2.656.212	-37,62
Qatar	1	–	–	150	–	–
Ethiopia	1	–	–	129	–	–
Madagascar	–	1	–	–	31	–
Equatorial Guinea	–	996	–	–	4.108	–
Togo	–	3	–	–	38	–
Angola	15	–	–	163	–	–
Nigeria	–	59	–	–	109	–
Senegal	20	–	–	469	–	–
South Africa	17.958	65	-99,64	694.847	26.280	-96,22
Rwanda	–	25	–	–	150	–
Australia	52.295	43.077	-17,63	2.389.750	2.279.090	-4,63
New Zealand	9.825	5.985	-39,08	386.170	266.136	-31,08
Vanuatu	16	1	-95,00	1.378	302	-78,06
East Timor	4.915	16.339	232,42	36.263	120.450	232,16
United States	427.878	330.891	-22,67	34.003.766	30.511.649	-10,27
Canada	26.630	21.116	-20,71	1.453.377	1.088.426	-25,11
Mexico	32	78	141,43	6.395	5.031	-21,34
Guatemala	–	41	–	–	838	–
Panama	6.659	8.648	29,86	398.725	508.112	27,43
Chile	–	3.225	–	–	210.300	–
Argentina	14.712	3.544	-75,91	542.432	130.596	-75,92
Brazil	–	5	–	–	3.802	–
Uruguay	–	1.171	–	–	26.486	–
United Kingdom	11.736	8.643	-26,35	894.086	527.446	-41,01
Netherlands	4.041	84.060	1.980,15	176.200	4.771.219	2.607,84
France	136	1.321	869,79	43.130	84.576	96,10
Germany, Fed. Rep. of	80.743	75.484	-6,51	4.899.399	6.217.003	26,89
Belgium	122.824	12.012	-90,22	7.247.963	632.855	-91,27
Switzerland	35	36	1,64	42.246	36.121	-14,50
Italy	6.252	–	–	334.558	–	–
Spain	33.796	23.539	-30,35	3.048.509	1.433.508	-52,98
Greece	446	1.730	287,55	8.262	30.038	263,58
Poland	1	2	75,90	9	35	312,59
Kazakhstan	1.966	93	-95,27	33.419	750	-97,76
Russia Federation	–	134	–	–	2.133	–
Tabung Elektron dan Konektor Elektronik	**1.378.112**	**1.219.986**	**-11,47**	**44.870.570**	**39.587.048**	**-11,78**
Japan	679.111	251.333	-62,99	15.098.673	5.260.585	-65,16
Hong Kong	221.712	401.333	81,02	4.753.204	7.647.049	60,88
Korea, Republic of	14.888	21.842	46,71	354.904	558.267	57,30
Taiwan	5.566	24.679	343,42	86.303	453.066	424,97
China	33.145	29.972	-9,57	1.178.045	909.620	-22,79
Mongolia	2	–	–	147	–	–
Papua New Guinea	7	–	–	147	–	–
Thailand	9.191	7.557	-17,78	379.047	374.946	-1,08
Singapore	216.825	215.622	-0,55	16.887.746	18.331.446	8,55
Philippines	8.796	5.385	-38,78	222.317	153.591	-30,91
Malaysia	24.548	51.264	108,83	958.592	1.885.944	96,74
Myanmar	–	2.085	–	–	181.000	–
Cambodia	5	38	660,00	74	700	846,97
Viet Nam	29.367	31.012	5,60	427.200	707.938	65,72
India	14.292	12.977	-9,20	658.320	563.896	-14,34
Sri Lanka	–	78	–	–	597	–
Saudi Arabia	–	43	–	–	1.534	–
Turkey	6	6.705	109.816,39	404	115.582	28.530,69
United Arab Emirates	44	13	-71,33	1.997	602	-69,84
Qatar	–	1	–	–	343	–
Morocco	12	52	330,83	832	2.924	251,50
Tunisia	–	4	–	–	445	–
Ethiopia	16	–	–	288	–	–
Nigeria	10	–	–	389	–	–
Cote D'Ivoire	270	–	–	3.581	–	–

https://www.bps.go.id

Komoditas/Negara Tujuan	Berat Bersih (kg)		Perub	Nilai FOB (US$)		Perub
	Jan–Jun 2023	Jan–Jun 2024	%	Jan–Jun 2023	Jan–Jun 2024	%
(1)	(2)	(3)	(4)	(5)	(6)	(7)
Australia	257	66	-74,19	90.127	3.636	-95,97
Samoa	–	3	–	–	600	–
East Timor	1.375	20.830	1.415,34	969	7.398	663,49
United States	71.223	59.995	-15,76	2.508.616	1.352.817	-46,07
Canada	240	19	-92,23	5.550	2.302	-58,53
Mexico	–	29	–	–	4.962	–
Argentina	–	~0	–	–	9	–
Brazil	3.792	5.544	46,20	72.269	6.835	-90,54
United Kingdom	2.910	369	-87,33	106.733	20.498	-80,80
Netherlands	1	9.755	975.398,00	25	136.748	541.474,82
France	4.154	4.667	12,36	148.285	183.362	23,66
Germany, Fed. Rep. of	20.727	48.663	134,78	633.260	599.579	-5,32
Austria	5	–	–	32.582	–	–
Belgium	8.197	322	-96,07	127.350	4.500	-96,47
Switzerland	1	1	20,00	1.634	75	-95,41
Sweden	–	2	–	–	219	–
Ireland	–	~0	–	–	14	–
Italy	248	–	–	14.300	–	–
Spain	3.037	7.664	152,37	43.245	90.808	109,99
Portugal	1	~0	-80,00	8	~0	-98,54
Hungary	–	8	–	–	1.078	–
Bulgaria	–	4	–	–	296	–
Latvia	4.033	–	–	40.451	–	–
Czech Republic	99	50	-49,13	32.957	21.237	-35,56
Peralatan Elektromedikal dan Elektroterapi	**110.392**	**133.489**	**20,92**	**13.703.331**	**13.928.907**	**1,65**
Japan	7	40	450,00	1.480	14.457	876,56
Hong Kong	664	228	-65,68	2.351	10.021	326,19
Taiwan	–	93	–	–	23.267	–
China	73	89	21,46	4.076	23.496	476,44
Thailand	407	132	-67,50	108.693	49.560	-54,40
Singapore	37.596	46.465	23,59	3.244.844	3.321.909	2,37
Philippines	1.425	118	-91,75	262.626	49.135	-81,29
Malaysia	1.014	28.565	2.718,45	395.322	235.892	-40,33
India	7	5.102	71.966,38	2.442	39.287	1.508,82
Nigeria	–	39	–	–	3.583	–
Australia	~0	38	13.974,07	13	40.002	313.638,75
East Timor	48.205	26.285	-45,47	266.984	187.243	-29,87
United States	5.063	6.828	34,88	5.030.488	4.218.679	-16,14
Netherlands	2	–	–	44	–	–
France	3	40	1.122,64	917	21.410	2.234,60
Germany, Fed. Rep. of	15.853	19.426	22,54	4.332.521	5.690.967	31,35
Denmark	73	–	–	50.530	–	–
Kamera Cinematografi Proyektor dan	**108.279**	**67.945**	**-37,25**	**9.781.695**	**16.786.566**	**71,61**
Japan	23.511	27.225	15,80	4.177.902	7.389.219	76,86
Hong Kong	2.252	3.561	58,14	1.094.923	2.085.812	90,50
Korea, Republic of	71	14	-80,70	78.374	616	-99,21
Taiwan	–	14	–	–	1.121	–
China	5.993	3.698	-38,29	1.865.201	1.074.213	-42,41
Papua New Guinea	29	11	-63,90	1.697	1.592	-6,18
Thailand	52	94	81,75	1.291	5.311	311,46
Singapore	11.228	2.999	-73,29	381.452	1.436.936	276,70
Philippines	1.602	133	-91,68	75.099	9.095	-87,89
Malaysia	10.725	1.117	-89,58	95.129	59.617	-37,33
Cambodia	89	18	-79,78	690	41	-94,05
Brunei Darussalam	20	–	–	33	–	–
Viet Nam	~0	1	3.900,00	26	6	-75,34
Maldives	7	5	-33,89	200	60	-70,00
India	16.896	16.210	-4,06	159.792	134.496	-15,83
Saudi Arabia	–	2	–	–	621	–
United Arab Emirates	–	8	–	–	1.588	–
Qatar	40	2.898	7.145,25	15.643	9.242	-40,92
Congo	43	–	–	227	–	–
Nigeria	16.950	–	–	69.750	–	–
Mauritania	14	–	–	348	–	–
South Africa	18	–	–	202	–	–
Democratic Rep. of the Congo	5.496	–	–	724	–	–
Australia	16	1	-94,03	2.140	165	-92,31
Guam	–	110	–	–	1.500	–
East Timor	10.150	2.815	-72,27	24.947	31.327	25,57
United States	1.216	5.271	333,34	818.111	1.367.154	67,11
Canada	28	–	–	1.393	–	–
United Kingdom	38	–	–	235	–	–
France	5	18	252,00	5.344	5.219	-2,33
Germany, Fed. Rep. of	562	1.430	154,50	521.005	3.125.917	499,98
Ireland	1.226	165	-86,54	385.727	27.180	-92,95
Italy	–	90	–	–	11.000	–

https://www.bps.go.id

Lanjutan Tabel 3.6

Komoditas/Negara Tujuan	Berat Bersih (kg)		Perub	Nilai FOB (US$)		Perub
	Jan–Jun 2023	Jan–Jun 2024	%	Jan–Jun 2023	Jan–Jun 2024	%
(1)	(2)	(3)	(4)	(5)	(6)	(7)
Spain	–	35	–	–	6.538	–
Slovakia	2	1	-50,00	4.091	851	-79,21
Russia Federation	–	1	–	–	128	–
Peralatan Iradiasi/Sinar X, Perlengkapan	**30.266**	**23.562**	**-22,15**	**2.988.017**	**2.606.863**	**-12,76**
Japan	166	541	225,39	2.623	37.923	1.345,89
Hong Kong	–	93	–	–	10.671	–
Korea, Republic of	749	838	11,86	1.200	7.900	558,33
Taiwan	–	110	–	–	27.772	–
China	10.095	774	-92,33	458.229	355.321	-22,46
Thailand	2.769	260	-90,61	60.987	4.511	-92,60
Singapore	7.194	6.249	-13,13	1.250.431	684.502	-45,26
Philippines	252	60	-76,19	14.690	2.800	-80,94
Malaysia	3.200	2.151	-32,78	23.000	39.181	70,35
United Arab Emirates	–	29	–	–	5.111	–
Cote D'Ivoire	–	260	–	–	479	–
South Africa	420	582	38,64	700	1.000	42,86
Australia	6	–	–	28.115	–	–
East Timor	675	5.774	755,37	6.023	199.313	3.209,03
United States	2.078	2.503	20,47	63.461	150.013	136,39
Canada	–	997	–	–	405.251	–
United Kingdom	7	3	-61,23	689	6.750	879,87
Netherlands	80	–	–	2.701	–	–
France	273	652	138,67	40.012	7.755	-80,62
Germany, Fed. Rep. of	2.302	1.045	-54,61	1.035.156	628.641	-39,27
Switzerland	–	18	–	–	18.800	–
Finland	–	1	–	–	106	–
Slovenia	–	63	–	–	12.975	–
Czech Republic	–	560	–	–	86	–
Teropong dan Instrumen Optik Bukan Kaca	**14.668**	**26.326**	**79,47**	**1.957.329**	**1.818.705**	**-7,08**
Japan	148	27	-81,66	41.341	16.476	-60,15
Hong Kong	224	2	-99,18	5.183	144	-97,22
Korea, Republic of	69	2.037	2.861,42	2.615	20.966	701,86
Taiwan	326	6	-98,10	52.201	14	-99,97
China	222	305	37,30	22.695	8.768	-61,36
Papua New Guinea	–	22	–	–	208	–
Thailand	3	2	-22,76	63	285	348,46
Singapore	658	1.403	113,08	204.286	384.108	88,02
Philippines	184	327	78,12	77.147	81.428	5,55
Malaysia	33	19	-41,82	915	1.321	44,40
Brunei Darussalam	–	1	–	–	61	–
Viet Nam	–	100	–	–	4.585	–
India	859	2.281	165,53	90.903	76.009	-16,38
Sri Lanka	35	–	–	300	–	–
Turkey	157	822	423,58	37.722	20.664	-45,22
Egypt	~0	244	74.425,61	46.462	56.650	21,93
Algeria	~0	70	258.811,11	1.752	2.415	37,83
Mauritania	3	–	–	621	–	–
South Africa	~0	261	434.951,67	4.420	4.913	11,14
Australia	8	6	-20,00	3.273	523	-84,03
East Timor	140	644	360,09	542	860	58,58
United States	548	579	5,50	83.698	110.300	31,78
Canada	1	–	–	17	–	–
Mexico	3.733	5.912	58,35	495.385	340.493	-31,27
Argentina	~0	34	31.536,45	60.186	16.524	-72,54
Brazil	2.575	2.397	-6,93	295.174	215.612	-26,95
Ecuador	~0	44	1.099.750,00	717	3.963	452,66
United Kingdom	12	–	–	139	–	–
Netherlands	10	–	–	11	–	–
France	28	64	130,13	4.499	4.836	7,50
Germany, Fed. Rep. of	82	231	181,28	16.614	54.268	226,64
Sweden	–	31	–	–	380	–
Finland	103	–	–	40.160	–	–
Ireland	338	190	-43,79	46.337	20.577	-55,59
Italy	3	–	–	548	–	–
Poland	4.166	8.264	98,37	321.404	371.355	15,54
Media Magnetik dan Optik	**91.110**	**136.022**	**49,29**	**1.411.297**	**2.168.914**	**53,68**
Japan	56.839	37.075	-34,77	417.815	601.696	44,01
Hong Kong	44	1.457	3.236,09	5.458	28.291	418,35
Korea, Republic of	365	27	-92,71	43.892	15.737	-64,15
Taiwan	2.506	81	-96,77	119.196	1.818	-98,47
China	284	658	131,72	46.522	71.659	54,03
Papua New Guinea	~0	–	–	14	–	–
Thailand	26	211	720,42	2.816	7.428	163,80
Singapore	2.559	33.245	1.199,31	308.119	295.126	-4,22
Philippines	870	6.106	601,68	55.439	42.874	-22,66

https://www.bps.go.id

Komoditas/Negara Tujuan	Berat Bersih (kg)		Perub	Nilai FOB (US$)		Perub
	Jan–Jun 2023	Jan–Jun 2024	%	Jan–Jun 2023	Jan–Jun 2024	%
(1)	(2)	(3)	(4)	(5)	(6)	(7)
Malaysia	4	12.622	330.322,72	87.172	29.952	-65,64
Brunei Darussalam	~0	–	–	34	–	–
Viet Nam	60	20	-66,67	663	571	-13,83
India	354	1	-99,83	54.182	361	-99,33
Bangladesh	–	1	–	–	652.300	–
Saudi Arabia	–	~0	–	–	3	–
United Arab Emirates	–	1	–	–	51	–
Qatar	–	~0	–	–	5	–
Ethiopia	1	–	–	97	–	–
Cote D'Ivoire	3	–	–	95	–	–
Australia	63	12	-81,05	2.340	378	-83,83
New Caledonia	–	~0	–	–	1	–
Fiji	10	–	–	1.893	–	–
East Timor	2.634	5.246	99,17	12.976	11.057	-14,79
United States	23.227	38.401	65,33	217.317	392.537	80,63
United Kingdom	803	677	-15,67	19.724	13.639	-30,85
Netherlands	3	84	2.711,33	11	1.295	11.792,51
France	16	27	70,63	1.299	534	-58,93
Germany, Fed. Rep. of	43	–	–	2.957	–	–
Belgium	–	38	–	–	1.200	–
Switzerland	–	32	–	–	400	–
Poland	396	–	–	9.828	–	–
Russia Federation	1	–	–	1.439	–	–
Peralatan Fotografi	**1.326**	**3.418**	**157,77**	**430.471**	**142.134**	**-66,98**
Hong Kong	–	541	–	–	18.810	–
China	19	218	1.060,53	2.014	5.315	163,93
Singapore	936	1.913	104,45	382.448	34.131	-91,08
Malaysia	–	61	–	–	6.302	–
Maldives	–	1	–	–	22	–
Australia	–	~0	–	–	~0	–
East Timor	156	453	190,39	4.145	5.996	44,65
United States	95	–	–	20.449	–	–
United Kingdom	115	125	8,31	17.451	8.067	-53,78
France	5	3	-40,74	3.964	784	-80,22
Germany, Fed. Rep. of	–	101	–	–	62.357	–
Russia Federation	–	1	–	–	350	–
Peralatan Listrik Lainnya	**63.338.013**	**71.432.800**	**12,78**	**2.207.720.288**	**1.708.903.399**	**-22,59**
Japan	24.096.931	25.385.370	5,35	471.601.253	545.828.526	15,74
Hong Kong	1.023.145	482.994	-52,79	106.897.263	48.214.339	-54,90
Korea, Dem. People'S Rep.	–	~0	–	–	~0	–
Korea, Republic of	980.183	1.250.029	27,53	11.615.874	18.461.655	58,93
Taiwan	306.384	834.506	172,37	7.633.284	12.846.421	68,29
China	978.614	1.022.958	4,53	16.147.742	17.927.053	11,02
Mongolia	160	1	-99,60	7.411	295	-96,01
Macau	34	218	542,16	229	2.472	979,98
Papua New Guinea	1.163	21.990	1.790,63	18.109	238.372	1.216,35
Thailand	1.985.293	2.864.845	44,30	40.343.064	38.595.165	-4,33
Singapore	5.100.258	4.232.722	-17,01	538.578.146	139.005.090	-74,19
Philippines	2.294.096	1.486.218	-35,22	35.430.917	19.273.824	-45,60
Malaysia	920.985	685.851	-25,53	24.146.623	12.258.865	-49,23
Myanmar	161.904	63.287	-60,91	966.882	359.095	-62,86
Cambodia	23.509	3.336	-85,81	408.438	58.224	-85,74
Brunei Darussalam	16.050	14.563	-9,26	124.748	86.599	-30,58
Lao People'S Dem. Rep.	134.636	61.151	-54,58	5.502.234	443.472	-91,94
Nepal	396	–	–	11.020	–	–
Bhutan	460.450	5	-100,00	5.585.710	84	-100,00
Viet Nam	4.571.725	4.872.407	6,58	62.876.753	52.787.697	-16,05
Maldives	619	4.329	599,25	7.456	52.838	608,70
India	1.042.892	1.167.888	11,99	18.464.786	18.905.666	2,39
Pakistan	7.365	62.301	745,84	98.720	877.629	789,00
Bangladesh	8.927	11.038	23,65	178.085	116.871	-34,37
Sri Lanka	24.184	37.495	55,04	147.897	217.084	46,78
Iraq	–	1.950	–	–	1.574	–
Iran (Islamic Republic of)	243	167	-31,21	5.297	1.818	-65,68
Saudi Arabia	51.291	59.387	15,79	1.944.239	759.600	-60,93
Israel	461	578	25,36	44.629	17.500	-60,79
Kuwait	350	2.002	472,53	13.078	29.658	126,78
Jordan	5.284	–	–	25.819	–	–
Lebanon	2.530	–	–	86.646	–	–
Yemen	766	12.294	1.505,00	10.640	159.299	1.397,17
Oman	536	70.403	13.030,96	10.101	16.770.237	165.922,65
Syria Arab Republic	3.140	–	–	113.850	–	–
Turkey	36.334	121.714	234,99	925.482	2.137.452	130,96
United Arab Emirates	268.720	367.063	36,60	8.242.611	10.000.346	21,32
Qatar	90	1.846	1.951,59	3.859	20.688	436,16
Bahrain	2.352	11	-99,52	10.737	104	-99,03

https://www.bps.go.id

Lanjutan Tabel 3.6

Komoditas/Negara Tujuan	Berat Bersih (kg)		Perub	Nilai FOB (US$)		Perub
	Jan–Jun 2023	Jan–Jun 2024	%	Jan–Jun 2023	Jan–Jun 2024	%
(1)	(2)	(3)	(4)	(5)	(6)	(7)
Egypt	251.700	242.457	-3,67	4.358.101	3.774.604	-13,39
Libyan Arab Jamahiriya	1.496	2.335	56,11	14.054	18.087	28,69
Morocco	77.364	77.407	0,06	96.138	99.690	3,69
Tunisia	420	81	-80,73	11.298	1.756	-84,45
Algeria	~0	4.780	3.207.955,03	139.317	163.018	17,01
Sudan	1.407	–	–	21.830	–	–
Eritrea	8	–	–	620	–	–
Ethiopia	3	2.730	102.305,74	4.906	23.171	372,28
Tanzania, United Rep. of	17.451	953	-94,54	224.661	12.848	-94,28
Madagascar	418	52	-87,54	6.144	97	-98,42
Somalia	8	–	–	50	–	–
Kenya	–	48.111	–	–	492.494	–
Reunion	609	108	-82,27	5.817	753	-87,05
Botswana	28	–	–	351	–	–
Togo	–	1	–	–	19	–
Ghana	850	536	-36,94	33.533	7.342	-78,10
Guinea	270	1	-99,70	1.260	464	-63,18
Angola	2	9.062	452.991,50	94	73.674	78.068,95
Congo	300	–	–	6.487	–	–
Nigeria	6.541	131.362	1.908,26	90.270	3.591.744	3.878,88
Gabon	–	931	–	–	635	–
Cote D'Ivoire	142	6	-95,84	2.071	988	-52,31
Senegal	11.356	24.662	117,17	10.145	31.275	208,29
Mauritania	–	25	–	–	46	–
Mali	9	–	–	193	–	–
Gambia	–	1.526	–	–	3.645	–
Seychelles	29	191	555,48	1.811	4.230	133,51
Central African Republic	2.283	–	–	28.472	–	–
Swaziland	7	–	–	3.115	–	–
South Africa	4.705	17.140	264,31	277.561	150.927	-45,62
Comoros	–	50	–	–	1.582	–
Mauritius	1.284	530	-58,75	1.798	3.122	73,64
Australia	353.456	151.181	-57,23	3.004.483	895.178	-70,21
New Zealand	35.379	7.762	-78,06	271.012	79.455	-70,68
Nauru	12.374	–	–	30.096	–	–
New Caledonia	37	227	510,31	177	4.049	2.185,49
Saint Vincent and the Grenadines	–	2.362	–	–	1.103	–
Vanuatu	1.585	56	-96,44	27.598	1.298	-95,30
Fiji	124	–	–	2.744	–	–
Kiribati	64	–	–	1.926	–	–
Solomon Islands	14	11	-20,17	416	72	-82,70
East Timor	562.326	366.969	-34,74	1.537.320	919.676	-40,18
United States	12.852.419	21.707.376	68,90	708.017.614	614.177.534	-13,25
Canada	914.237	944.353	3,29	22.803.764	53.531.440	134,75
Mexico	901.263	352.963	-60,84	24.666.563	12.040.526	-51,19
Guatemala	500	1.008	101,43	6.598	8.103	22,82
Honduras	–	1	–	–	39	–
Nicaragua	90	249	177,26	2.455	7.039	186,75
Panama	142	713	402,66	4.457	9.199	106,41
Cuba	24.815	1.207	-95,14	290.723	10.846	-96,27
Suriname	137	337	146,22	2.232	1.125	-49,59
Chile	946	1.573	66,21	17.595	31.242	77,57
Argentina	15.479	9.883	-36,15	877.347	366.322	-58,25
Brazil	203.874	154.393	-24,27	5.614.163	4.058.660	-27,71
Colombia	23.906	21.490	-10,11	167.167	111.291	-33,43
Bolivia	176	7	-96,07	8.664	345	-96,02
Uruguay	2.729	5.981	119,17	83.137	100.485	20,87
Paraguay	14.552	120.442	727,64	1.406.031	16.943.747	1.105,08
Ecuador	1.709	3.140	83,75	65.638	143.438	118,53
Peru	1.184	1.226	3,52	25.725	33.840	31,55
Trinidad and Tobago	88	150	69,76	3.821	1.120	-70,69
Bahamas	4	8	115,68	172	639	272,05
Jamaica	37	116	210,67	475	1.092	130,07
Puerto Rico	–	142	–	–	35.520	–
Belize	–	76	–	–	700	–
Dominican Republic	348	2.325	568,54	13.518	31.156	130,48
El Salvador	77	–	–	1.729	–	–
Costa Rica	1.287	4.541	252,81	13.104	74.676	469,86
Barbados	95	178	87,86	1.120	1.854	65,53
Aruba	58	24	-58,41	3.202	109	-96,58
Bermuda	40	30	-23,95	281	168	-40,05
French Polynesia	–	411	–	–	3.647	–
Grenada	5	965	21.254,42	79	669	745,99
Martinique	10	–	–	28	–	–
Netherlands Antilles	8	529	6.871,13	85	2.106	2.385,35
Saint Lucia	–	8	–	–	1.240	–
Turks and Caicos Islands	–	2	–	–	38	–
Guadeloupe	354	46	-87,07	2.334	679	-70,90

https://www.bps.go.id

Komoditas/Negara Tujuan	Berat Bersih (kg)		Perub	Nilai FOB (US$)		Perub
	Jan–Jun 2023	Jan–Jun 2024	%	Jan–Jun 2023	Jan–Jun 2024	%
(1)	(2)	(3)	(4)	(5)	(6)	(7)
Virgin Islands (British)	60	–	–	20	–	–
United Kingdom	75.608	68.711	-9,12	747.288	1.444.739	93,33
Netherlands	204.696	146.555	-28,40	4.737.578	3.536.732	-25,35
France	178.788	128.290	-28,24	6.185.776	3.663.717	-40,77
Germany, Fed. Rep. of	149.991	126.922	-15,38	10.513.287	2.420.275	-76,98
Austria	1.829	4.846	164,92	41.228	66.558	61,44
Belgium	49.643	51.082	2,90	542.306	567.296	4,61
Switzerland	22.484	21.353	-5,03	664.944	966.673	45,38
Luxembourg	3	–	–	242	–	–
Monaco	–	17	–	–	2.156	–
Denmark	163	1.882	1.052,16	1.741	30.736	1.665,71
Norway	336	4.036	1.101,30	16.916	767.782	4.438,72
Sweden	13.927	4.043	-70,97	308.880	247.357	-19,92
Finland	3.189	729	-77,14	319.757	65.310	-79,58
Ireland	290	834	187,19	30.362	118.756	291,14
Italy	133.376	87.756	-34,20	10.897.484	2.479.571	-77,25
Spain	22.973	59.956	160,99	261.063	386.886	48,20
Portugal	14.206	739	-94,79	2.407.661	3.259	-99,86
Iceland	7.375	–	–	919.752	–	–
Greece	4.088	3.515	-14,02	61.975	155.722	151,27
Liechtenstein	9.312	–	–	138.190	–	–
Hungary	1.868	3.989	113,53	74.722	245.567	228,64
Poland	1.066.141	780.511	-26,79	13.842.091	10.608.302	-23,36
Romania	246.454	227.824	-7,56	2.441.811	2.369.932	-2,94
Bulgaria	420	5.034	1.098,61	788	130.436	16.463,25
Albania	–	253	–	–	3.906	–
Azerbaijan	–	1	–	–	10	–
Belarus	79.988	6.020	-92,47	4.221.595	1.786.558	-57,68
Kazakhstan	72.034	6.525	-90,94	4.169.821	1.802.018	-56,78
Kyrgyzstan	75.970	–	–	5.252.074	–	–
Lithuania	1.176	263	-77,62	4.173	1.223	-70,70
Latvia	3.172	102	-96,79	298.568	899	-99,70
Estonia	–	16	–	–	259	–
Georgia	–	26.208	–	–	4.627.060	–
Croatia	–	890	–	–	19.022	–
Malta	26.177	–	–	880.547	–	–
Slovakia	–	6.950	–	–	1.003.546	–
Slovenia	–	12.989	–	–	249.762	–
Czech Republic	46.763	8.705	-81,38	4.313.610	467.734	-89,16
Russia Federation	8.894	2.838	-68,10	878.720	120.356	-86,30
Motor Listrik, Generator dan Transformator	**33.032.136**	**38.750.757**	**17,31**	**914.512.588**	**929.457.363**	**1,63**
Japan	2.966.801	3.260.591	9,90	126.998.946	111.524.059	-12,19
Hong Kong	207.298	156.555	-24,48	7.955.869	6.321.804	-20,54
Korea, Republic of	974.942	3.899.177	299,94	18.949.056	64.043.952	237,98
Taiwan	373.423	229.303	-38,59	8.357.399	6.893.550	-17,52
China	2.062.776	1.895.630	-8,10	59.274.055	51.770.180	-12,66
Mongolia	96	1	-99,33	2.457	174	-92,94
Papua New Guinea	10.107	15.578	54,12	102.564	2.850.843	2.679,58
Thailand	2.810.747	2.389.462	-14,99	61.297.444	53.129.838	-13,32
Singapore	4.660.996	5.681.768	21,90	188.644.200	179.979.232	-4,59
Philippines	416.445	584.704	40,40	5.558.358	10.772.196	93,80
Malaysia	872.936	1.623.069	85,93	15.570.588	21.527.373	38,26
Myanmar	80.626	475	-99,41	1.875.866	6.376	-99,66
Cambodia	31.172	28.027	-10,09	737.592	2.031.399	175,41
Brunei Darussalam	16.959	26.908	58,67	110.260	227.133	106,00
Lao People'S Dem. Rep.	437	–	–	8.516	–	–
Nepal	34	110	228,16	4.403	22.145	403,01
Viet Nam	708.043	699.065	-1,27	14.542.576	13.688.983	-5,87
Maldives	52	1.334	2.465,94	798	10.168	1.174,96
India	1.037.839	2.311.893	122,76	21.455.457	22.721.991	5,90
Pakistan	33.205	29.720	-10,50	285.285	324.886	13,88
Bangladesh	13.496	333.855	2.373,74	46.879	866.121	1.747,55
Sri Lanka	19.565	352	-98,20	168.001	619.054	268,48
Iraq	356.490	461.373	29,42	435.678	4.492.420	931,13
Iran (Islamic Republic of)	38	144	278,95	2.800	4.500	60,71
Saudi Arabia	72.446	35.139	-51,50	700.919	367.658	-47,55
Israel	–	86	–	–	651	–
Kuwait	69	80	15,34	2.776	3.993	43,83
Jordan	–	925	–	–	2.672	–
Lebanon	–	31	–	–	377	–
Yemen	–	161	–	–	1.811	–
Oman	565	80	-85,94	38.343	12.848	-66,49
Turkey	10.817	17.009	57,25	300.392	462.293	53,90
United Arab Emirates	497.513	1.395.214	180,44	3.696.354	13.043.164	252,87
Qatar	1.893.116	120.330	-93,64	26.144.890	844.111	-96,77
Bahrain	26	28	11,04	1.845	262	-85,80
Egypt	85.935	24.788	-71,15	1.093.544	1.217.810	11,36

https://www.bps.go.id

Lanjutan Tabel 3.6

Komoditas/Negara Tujuan	Berat Bersih (kg)		Perub	Nilai FOB (US$)		Perub
	Jan–Jun 2023	Jan–Jun 2024	%	Jan–Jun 2023	Jan–Jun 2024	%
(1)	(2)	(3)	(4)	(5)	(6)	(7)
Libyan Arab Jamahiriya	–	30	–	–	216	–
Morocco	–	23.452	–	–	249.723	–
Tunisia	195	3	-98,46	12.592	30	-99,76
Algeria	23	1.536	6.526,56	35.395	50.350	42,25
Sudan	–	16	–	–	~0	–
Ethiopia	178	184	3,53	3.033	2.377	-21,63
Tanzania, United Rep. of	1	1.848	205.233,33	280	10.945	3.808,89
Madagascar	–	209	–	–	4.244	–
Kenya	280	8.006	2.759,29	11.412	57.158	400,86
Mozambique	1	–	–	2	–	–
Equatorial Guinea	–	9	–	–	~0	–
Ghana	1.197	–	–	21.358	–	–
Liberia	–	4	–	–	5.414	–
Guinea	–	470	–	–	18.324	–
Angola	–	325	–	–	10.709	–
Congo	111	50	-55,07	6.973	2.427	-65,19
Cameroon	173	–	–	3.450	–	–
Nigeria	345.288	2.659	-99,23	311.144	179.812	-42,21
Gabon	–	49	–	–	2.452	–
Cote D'Ivoire	17.235	17.288	0,31	689.439	311.932	-54,76
Senegal	–	4.185	–	–	39.384	–
Mauritania	40	–	–	2.368	–	–
Mali	–	46	–	–	135	–
Seychelles	70	–	–	29.000	–	–
Uganda	7.750	22.128	185,52	66.250	226.446	241,80
Central African Republic	92	–	–	6.946	–	–
Djibouti	–	14.529	–	–	122.759	–
South Africa	51.608	81.000	56,95	1.794.190	2.746.776	53,09
Democratic Rep. of the Congo	–	146.412	–	–	1.425.995	–
Australia	980.639	593.886	-39,44	12.614.177	7.909.713	-37,30
New Zealand	888.873	1.469.516	65,32	10.012.610	22.834.160	128,05
New Caledonia	81	176	118,24	35.869	55.506	54,75
Vanuatu	7.531	36	-99,52	76.108	2.584	-96,60
Fiji	15.420	1.746	-88,68	82.060	5.797	-92,94
Solomon Islands	11	~0	-98,24	315	32	-89,89
Tonga	2.636	–	–	4.704	–	–
Tuvalu	9.315	–	–	131.137	–	–
Tokelau	376	–	–	8.044	–	–
East Timor	308.065	147.545	-52,11	974.853	454.203	-53,41
United States	4.705.440	6.240.771	32,63	154.823.185	180.529.611	16,60
Canada	162.783	604.036	271,07	2.179.900	7.461.611	242,29
Mexico	464.434	769.435	65,67	11.719.006	13.538.164	15,52
Guatemala	86	165	91,01	1.897	2.359	24,36
Honduras	44	–	–	406	–	–
Nicaragua	486	63	-86,93	7.397	2.173	-70,63
Panama	65	117.587	182.101,19	3.363	1.214.842	36.027,41
Chile	307	77	-74,83	22.102	5.918	-73,23
Argentina	84.308	49.574	-41,20	1.102.185	571.662	-48,13
Brazil	289.395	308.173	6,49	8.699.341	7.287.876	-16,22
Colombia	129	6.340	4.813,77	2.401	76.810	3.099,06
Bolivia	18	2	-88,93	279	7	-97,50
Uruguay	–	1.172	–	–	34.200	–
Ecuador	29	8.949	30.482,92	11.138	128.273	1.051,63
Peru	667	40	-93,99	9.137	1.694	-81,46
Trinidad and Tobago	8	17	104,65	200	265	32,91
Bahamas	1	2	202,56	62	75	21,37
Dominican Republic	9	112.342	1.229.024,10	202	1.637.491	811.221,88
El Salvador	8	–	–	245	–	–
Costa Rica	45	2.254	4.890,13	917	438.096	47.690,66
Haiti	21.041	15.714	-25,32	174.207	121.925	-30,01
Barbados	101	49	-51,72	2.489	678	-72,75
Aruba	9	13	39,76	465	97	-79,13
Bermuda	16	11	-34,88	265	224	-15,42
Cayman Islands	–	11	–	–	115	–
Grenada	2	–	–	124	–	–
Netherlands Antilles	6	14	134,52	284	133	-53,35
Guadeloupe	–	7	–	–	46	–
Virgin Islands (British)	4	8	93,78	124	115	-7,80
United Kingdom	251.804	78.611	-68,78	866.303	4.622.068	433,54
Netherlands	73.641	55.300	-24,91	3.615.226	4.155.369	14,94
France	2.368.585	1.890.590	-20,18	104.214.836	73.704.103	-29,28
Germany, Fed. Rep. of	609.295	97.755	-83,96	11.528.561	9.792.832	-15,06
Austria	199.914	47.640	-76,17	1.609.176	1.796.314	11,63
Belgium	2.126	13.435	532,06	53.868	129.863	141,08
Switzerland	298	478	60,26	108.243	97.888	-9,57
Luxembourg	1.110	52	-95,33	59.145	1.260	-97,87
Denmark	17	417	2.359,51	2.642	8.818	233,82
Norway	15.851	55	-99,65	2.490.813	227.008	-90,89

https://www.bps.go.id

Komoditas/Negara Tujuan	Berat Bersih (kg)		Perub	Nilai FOB (US$)		Perub
	Jan–Jun 2023	Jan–Jun 2024	%	Jan–Jun 2023	Jan–Jun 2024	%
(1)	(2)	(3)	(4)	(5)	(6)	(7)
Sweden	2.044	2.171	6,19	50.355	46.259	-8,13
Finland	289	348	20,36	4.446	12.828	188,54
Ireland	2.460	1.635	-33,53	200.122	138.009	-31,04
Italy	394.226	103.966	-73,63	5.534.885	4.638.651	-16,19
Spain	163.152	107.329	-34,22	5.294.559	2.715.241	-48,72
Portugal	–	41	–	–	2.455	–
Greece	272	45	-83,28	13.500	2.750	-79,63
Hungary	80.914	73.450	-9,22	1.133.648	816.911	-27,94
Poland	75.941	134.190	76,70	3.411.364	4.108.373	20,43
Romania	749	1	-99,87	11.127	337	-96,97
Bulgaria	3.744	5.427	44,97	155.284	263.390	69,62
Armenia	1	–	–	1	–	–
Azerbaijan	~0	–	–	1.563	–	–
Kazakhstan	~0	2	81.550,00	14	8	-44,44
Uzbekistan	–	~0	–	–	550	–
Lithuania	1.524	2	-99,87	628.321	82	-99,99
Latvia	1.829	4.366	138,75	64.336	76.778	19,34
Croatia	23.016	–	–	637.625	–	–
Malta	4.366	–	–	147.350	–	–
Slovakia	90	–	–	960	–	–
Slovenia	157	–	–	4.850	–	–
Czech Republic	173.036	131.462	-24,03	2.597.881	2.405.656	-7,40
Rep. of Macedonia	–	125	–	–	7.500	–
Russia Federation	44	4.728	10.559,25	12.445	115.970	831,87
Peralatan Rumah Tangga	**55.960.040**	**70.264.405**	**25,56**	**475.971.759**	**554.990.949**	**16,60**
Japan	2.306.280	1.133.002	-50,87	13.579.489	8.822.999	-35,03
Hong Kong	326.187	234.575	-28,09	1.787.409	1.744.322	-2,41
Korea, Republic of	4.043.528	4.017.723	-0,64	17.567.225	16.368.801	-6,82
Taiwan	976.567	835.607	-14,43	4.635.708	3.615.645	-22,00
China	102.134	125.686	23,06	3.671.510	3.782.748	3,03
Macau	1.794	3.028	68,79	14.953	25.108	67,91
Papua New Guinea	18.198	30.697	68,68	92.213	159.444	72,91
Thailand	2.855.438	3.180.268	11,38	12.875.659	12.297.932	-4,49
Singapore	4.315.957	556.623	-87,10	29.793.041	3.501.013	-88,25
Philippines	2.414.526	2.472.316	2,39	10.750.718	10.076.013	-6,28
Malaysia	1.672.526	1.201.061	-28,19	10.091.440	7.001.662	-30,62
Myanmar	13.206	79.061	498,67	55.843	309.493	454,22
Cambodia	358.879	310.836	-13,39	1.520.075	1.207.680	-20,55
Brunei Darussalam	4.061	4.469	10,05	12.987	52.537	304,55
Lao People'S Dem. Rep.	19.000	–	–	30.000	–	–
Nepal	19.029	118.315	521,76	55.079	342.262	521,41
Viet Nam	1.232.066	2.093.172	69,89	5.616.730	8.199.156	45,98
Maldives	5.997	1.194	-80,10	30.653	6.157	-79,91
India	6.412.385	685.570	-89,31	30.218.550	9.322.542	-69,15
Bangladesh	129.590	116.446	-10,14	763.765	721.930	-5,48
Sri Lanka	537	5.064	843,26	3.616	40.871	1.030,27
Iraq	139.274	101.021	-27,47	701.703	398.726	-43,18
Saudi Arabia	583.430	533.711	-8,52	2.443.354	2.389.009	-2,22
Israel	621.286	642.062	3,34	2.381.644	2.340.143	-1,74
Kuwait	17.808	16.688	-6,29	78.715	83.765	6,42
Jordan	50.702	36.755	-27,51	339.517	282.066	-16,92
Lebanon	51.480	143.420	178,59	263.166	576.742	119,16
Yemen	37.022	36.934	-0,24	156.043	149.039	-4,49
Oman	113.702	237.368	108,76	511.540	1.053.344	105,92
Turkey	669.230	593.597	-11,30	5.446.765	6.561.807	20,47
United Arab Emirates	980.045	1.448.734	47,82	9.595.283	12.348.269	28,69
Qatar	128.134	209.179	63,25	555.360	800.680	44,17
Bahrain	67.481	88.512	31,17	281.540	344.177	22,25
Egypt	516.739	857.565	65,96	2.626.107	3.497.910	33,20
Libyan Arab Jamahiriya	197.229	38.439	-80,51	852.072	163.504	-80,81
Morocco	308.035	417.997	35,70	1.628.866	1.807.588	10,97
Tunisia	29.790	17.015	-42,88	127.095	67.916	-46,56
Algeria	335.412	433.417	29,22	1.153.233	1.313.018	13,86
Sudan	35.112	–	–	164.717	–	–
Namibia	15	–	–	400	–	–
Ethiopia	–	4.154	–	–	13.899	–
Tanzania, United Rep. of	53.303	48.878	-8,30	234.177	191.926	-18,04
Madagascar	411	131	-68,20	296	692	134,25
Somalia	224.210	119.817	-46,56	997.295	472.933	-52,58
Kenya	179.979	233.098	29,51	702.823	829.756	18,06
Reunion	–	8.920	–	–	33.321	–
Equatorial Guinea	–	3.455	–	–	12.344	–
Togo	21	41.230	196.234,30	124	171.815	138.125,90
Ghana	47.448	47.701	0,53	243.014	185.406	-23,71
Liberia	4.637	–	–	21.001	–	–
Guinea	4.183	–	–	19.253	–	–
Congo	14.118	4.468	-68,35	415.890	14.855	-96,43

https://www.bps.go.id

Lanjutan Tabel 3.6

Komoditas/Negara Tujuan	Berat Bersih (kg)		Perub	Nilai FOB (US$)		Perub
	Jan–Jun 2023	Jan–Jun 2024	%	Jan–Jun 2023	Jan–Jun 2024	%
(1)	(2)	(3)	(4)	(5)	(6)	(7)
Cameroon	13.306	19.273	44,84	61.437	73.354	19,40
Nigeria	1.141.474	560.004	-50,94	5.569.116	2.234.610	-59,87
Gabon	18.931	4.557	-75,93	83.416	18.434	-77,90
Cote D'Ivoire	8.772	13.095	49,28	42.261	51.153	21,04
Senegal	109.781	53.445	-51,32	550.967	227.258	-58,75
Mali	11	–	–	115	–	–
Benin	30.571	4.386	-85,65	144.306	21.462	-85,13
Gambia	32	78	143,75	338	458	35,72
Seychelles	604	–	–	5.949	–	–
Central African Republic	99	–	–	1.596	–	–
Djibouti	10.160	15.240	50,00	42.213	51.606	22,25
South Africa	27.930	5.563	-80,08	573.741	185.204	-67,72
Zambia	–	12.876	–	–	42.097	–
Comoros	–	3.211	–	–	16.397	–
Mauritius	34.122	59.375	74,01	235.346	388.959	65,27
Democratic Rep. of the Congo	22.348	10.494	-53,04	104.568	38.929	-62,77
Australia	1.521.789	1.603.175	5,35	9.604.940	7.449.159	-22,44
New Zealand	24.384	16.221	-33,47	115.579	62.112	-46,26
Guam	–	29.082	–	–	123.703	–
New Caledonia	–	244	–	–	1.522	–
Fiji	81.972	14.348	-82,50	369.139	86.300	-76,62
Kiribati	125	–	–	460	–	–
East Timor	379.764	346.150	-8,85	1.121.775	1.052.897	-6,14
United States	8.682.766	24.940.351	187,24	137.900.277	223.018.432	61,72
Canada	416.853	862.097	106,81	7.611.476	12.943.128	70,05
Mexico	100.152	668.405	567,39	1.845.207	4.471.686	142,34
Guatemala	334.827	678.757	102,72	1.461.969	2.826.063	93,31
Honduras	69.806	295.026	322,64	313.164	1.222.268	290,30
Nicaragua	110.096	203.088	84,46	479.829	832.499	73,50
Panama	169.564	275.060	62,22	943.593	1.424.816	51,00
Curacao	–	4.422	–	–	18.379	–
Chile	410.712	403.455	-1,77	3.668.153	2.789.820	-23,94
Venezuela	82.467	13.126	-84,08	384.771	54.005	-85,96
Argentina	178.730	261.781	46,47	2.159.082	3.256.370	50,82
Brazil	764.172	3.589.951	369,78	9.207.080	19.696.091	113,92
Colombia	82.768	671.788	711,65	412.981	2.645.446	540,57
Uruguay	54.926	116.991	113,00	569.991	726.405	27,44
Paraguay	45.544	51.842	13,83	251.138	230.986	-8,02
Ecuador	25.593	148.173	478,96	161.073	651.679	304,59
Peru	1.138.819	1.874.979	64,64	5.355.611	7.672.159	43,25
Guyana	4.296	–	–	27.225	–	–
Trinidad and Tobago	12.800	17.676	38,09	55.130	79.886	44,90
Jamaica	450	–	–	13.369	–	–
Dominican Republic	81.576	–	–	326.787	–	–
El Salvador	196.996	356.438	80,94	864.263	1.476.918	70,89
Costa Rica	39.366	32.245	-18,09	178.027	186.628	4,83
Netherlands Antilles	8.584	5	-99,94	41.182	4	-99,99
United Kingdom	218.021	424.693	94,79	3.909.437	7.157.860	83,09
Netherlands	1.246.428	1.464.570	17,50	29.025.772	40.510.444	39,57
France	624.239	890.782	42,70	6.474.777	10.485.832	61,95
Germany, Fed. Rep. of	350.303	19.128	-94,54	4.066.046	240.671	-94,08
Austria	126	–	–	10.035	–	–
Belgium	178.827	266.034	48,77	2.259.785	3.052.087	35,06
Switzerland	55.654	37.579	-32,48	665.107	442.061	-33,54
Ireland	32	–	–	1.815	–	–
Italy	448.454	795.198	77,32	4.976.862	6.946.607	39,58
Spain	455.956	727.775	59,62	4.947.949	8.106.324	63,83
Portugal	70.808	52.874	-25,33	364.315	221.725	-39,14
Greece	255.931	141.166	-44,84	1.302.901	651.841	-49,97
Hungary	778.203	1.315.337	69,02	14.847.618	23.867.974	60,75
Poland	580.782	528.287	-9,04	22.482.152	17.443.854	-22,41
Romania	633.310	781.533	23,40	6.832.510	7.560.068	10,65
Bulgaria	147.865	62.776	-57,55	732.594	294.153	-59,85
Belarus	–	34.320	–	–	168.161	–
Kazakhstan	386.071	204.486	-47,03	2.163.104	959.777	-55,63
Georgia	303.861	392.834	29,28	1.298.653	1.543.179	18,83
Croatia	19.602	40.394	106,07	202.143	196.168	-2,96
Slovakia	124.866	274.770	120,05	1.419.438	3.071.545	116,39
Rep. of Macedonia	43	–	–	564	–	–
Russia Federation	–	76	–	–	933	–
Montenegro	4.500	4.345	-3,44	21.888	17.441	-20,32
Batu Baterai dan Akumulator Listrik	**44.912.104**	**55.867.457**	**24,39**	**311.054.476**	**410.692.283**	**32,03**
Japan	3.030.046	2.152.027	-28,98	22.186.039	17.633.323	-20,52
Hong Kong	376.229	341.659	-9,19	11.161.064	12.348.223	10,64
Korea, Republic of	830.264	4.661.407	461,44	4.848.920	84.921.007	1.651,34
Taiwan	1.119.151	1.350.635	20,68	6.748.340	7.183.580	6,45
China	357.156	537.041	50,37	21.339.880	25.751.052	20,67

https://www.bps.go.id

Komoditas/Negara Tujuan	Berat Bersih (kg)		Perub	Nilai FOB (US$)		Perub
	Jan–Jun 2023	Jan–Jun 2024	%	Jan–Jun 2023	Jan–Jun 2024	%
(1)	(2)	(3)	(4)	(5)	(6)	(7)
Papua New Guinea	925.709	1.058.815	14,38	3.139.012	3.813.773	21,50
Thailand	989.003	1.680.598	69,93	6.738.386	9.927.987	47,33
Singapore	2.549.974	3.039.312	19,19	38.803.688	40.024.964	3,15
Philippines	2.926.280	3.662.422	25,16	14.584.979	17.655.954	21,06
Malaysia	3.621.634	3.295.107	-9,02	14.543.821	15.476.758	6,41
Myanmar	186.451	62.723	-66,36	589.940	178.394	-69,76
Cambodia	13.985	–	–	77.304	–	–
Brunei Darussalam	42.570	92.867	118,15	210.854	293.564	39,23
Viet Nam	1.729.813	1.542.578	-10,82	7.134.267	6.307.392	-11,59
Maldives	910	47.356	5.103,91	6.246	116.285	1.761,68
India	2.510.510	2.773.488	10,48	10.591.275	12.127.954	14,51
Pakistan	61.457	45.147	-26,54	280.259	228.323	-18,53
Bangladesh	309.915	541.919	74,86	1.073.309	2.039.174	89,99
Sri Lanka	213.823	154.619	-27,69	941.430	705.393	-25,07
Afghanistan	40.214	92.215	129,31	114.090	297.867	161,08
Iran (Islamic Republic of)	52.191	53.158	1,85	158.755	175.648	10,64
Saudi Arabia	646.314	707.373	9,45	2.316.100	2.421.936	4,57
Israel	2.158	~0	-99,98	4.491	91	-97,97
Kuwait	207.408	245.477	18,35	444.608	622.136	39,93
Lebanon	6.409	–	–	29.444	–	–
Yemen	1.137.887	268.678	-76,39	3.741.542	817.936	-78,14
Oman	104.562	99.072	-5,25	295.053	280.185	-5,04
Turkey	44.926	214	-99,52	153.252	7.395	-95,17
United Arab Emirates	1.046.199	2.372.161	126,74	4.313.634	7.182.079	66,50
Qatar	47.465	20.064	-57,73	352.385	108.243	-69,28
Bahrain	1.235	26.644	2.057,54	9.499	83.331	777,26
Egypt	182.970	165.667	-9,46	746.313	427.290	-42,75
Libyan Arab Jamahiriya	3.120	15	-99,52	25.811	~0	-100,00
Algeria	~0	157	1.204.907,69	3.929	5.190	32,10
Sudan	1.785.341	1.348.457	-24,47	4.018.616	3.545.798	-11,77
Ethiopia	275.334	22	-99,99	969.695	724	-99,93
Tanzania, United Rep. of	24.308	365.824	1.404,96	93.221	886.656	851,13
Somalia	62.519	139.304	122,82	190.661	407.111	113,53
Kenya	360.795	524.406	45,35	1.030.277	1.449.926	40,73
Equatorial Guinea	68.784	24.675	-64,13	204.811	70.879	-65,39
Guinea	16.122	16.007	-0,72	39.384	37.928	-3,70
Angola	3	–	–	1.958	–	–
Nigeria	27.852	2.414	-91,33	243.894	90.988	-62,69
Cote D'Ivoire	–	~0	–	–	78	–
Gambia	–	69	–	–	985	–
Seychelles	17.154	16.803	-2,05	42.856	41.396	-3,41
Uganda	–	876	–	–	2.662	–
Djibouti	89.940	220.829	145,53	229.734	581.570	153,15
South Africa	23.438	10.761	-54,09	101.396	60.861	-39,98
Mauritius	–	20.511	–	–	54.017	–
Mayotte	2.037	10.832	431,76	12.256	55.178	350,21
Australia	377.842	448.442	18,69	1.630.505	2.026.403	24,28
New Zealand	216.985	155.238	-28,46	1.093.786	764.153	-30,14
New Caledonia	22.238	–	–	48.815	–	–
Vanuatu	14.898	13.141	-11,79	44.402	38.279	-13,79
Fiji	116.110	26.403	-77,26	403.766	74.113	-81,64
Samoa	21.764	21.792	0,13	60.477	62.246	2,93
Solomon Islands	84.836	76.224	-10,15	360.514	349.961	-2,93
Tonga	24.175	25.582	5,82	70.303	67.576	-3,88
East Timor	176.869	244.957	38,50	351.142	628.215	78,91
United States	6.465.208	10.839.645	67,66	50.534.887	67.273.823	33,12
Canada	356.135	532.681	49,57	1.684.361	2.350.286	39,54
Mexico	232.435	496.419	113,57	3.875.235	3.414.607	-11,89
Guatemala	164.093	39.253	-76,08	2.189.473	525.099	-76,02
Honduras	8.030	18.839	134,61	160.205	340.289	112,41
Nicaragua	9.378	7.841	-16,39	199.254	141.003	-29,23
Panama	19.274	40.180	108,47	285.447	363.366	27,30
Suriname	45.937	72.921	58,74	110.881	174.816	57,66
Chile	468.511	870.573	85,82	1.769.598	3.027.135	71,06
Argentina	53.884	130.043	141,34	324.560	1.013.106	212,15
Brazil	185.004	394.648	113,32	2.141.285	2.624.172	22,55
Colombia	806.021	819.551	1,68	3.331.631	3.060.752	-8,13
Bolivia	11.689	–	–	39.516	–	–
Uruguay	46.820	20.702	-55,78	330.365	187.210	-43,33
Paraguay	49.607	111.939	125,65	123.344	278.532	125,82
Ecuador	98.619	93.118	-5,58	438.584	399.020	-9,02
Peru	259.860	93.492	-64,02	1.486.075	382.245	-74,28
Guyana	–	30.912	–	–	104.091	–
Dominican Republic	47.971	55.662	16,03	440.605	404.205	-8,26
El Salvador	47.741	28.241	-40,84	371.300	239.780	-35,42
Costa Rica	51.480	65.598	27,42	199.552	203.627	2,04
Barbados	20.170	–	–	39.482	–	–
French Polynesia	4.124	6.496	57,52	19.432	28.262	45,44

https://www.bps.go.id

Lanjutan Tabel 3.6

Komoditas/Negara Tujuan	Berat Bersih (kg)		Perub	Nilai FOB (US$)		Perub
	Jan–Jun 2023	Jan–Jun 2024	%	Jan–Jun 2023	Jan–Jun 2024	%
(1)	(2)	(3)	(4)	(5)	(6)	(7)
Saint Lucia	–	14.865	–	–	39.508	–
United Kingdom	1.073.580	1.070.642	-0,27	2.680.027	3.177.803	18,57
Netherlands	427.389	1.231.823	188,22	25.615.502	23.878.458	-6,78
France	136.370	156.206	14,55	529.744	567.398	7,11
Germany, Fed. Rep. of	7.038	33.133	370,80	393.472	1.318.262	235,03
Austria	1	–	–	155	–	–
Belgium	101.645	68.476	-32,63	1.636.436	1.115.889	-31,81
Switzerland	277	1.098	297,07	62.721	147.700	135,49
Denmark	440	590	34,09	1.464	11.454	682,37
Norway	–	1	–	–	11.592	–
Sweden	160.309	119.955	-25,17	385.808	324.520	-15,89
Finland	1	39.801	2.842.844,29	270	95.329	35.207,20
Ireland	~0	40	101.052,50	7	3.924	55.329,49
Italy	1.080.425	1.906.989	76,50	2.619.874	4.828.928	84,32
Spain	170.202	295.976	73,90	706.972	1.133.312	60,31
Portugal	41.900	79.720	90,26	98.866	185.406	87,53
Greece	960.978	737.541	-23,25	1.979.897	1.582.957	-20,05
Hungary	255	–	–	23.142	–	–
Poland	2.111.721	502.017	-76,23	15.089.846	5.149.463	-65,87
Romania	24	–	–	764	–	–
Georgia	60.274	35.648	-40,86	184.046	124.822	-32,18
Kabel Serat Optik	**1.236.375**	**1.132.919**	**-8,37**	**35.640.537**	**19.547.552**	**-45,15**
Japan	1.554	361	-76,77	153.971	10.008	-93,50
Hong Kong	–	51	–	–	1.878	–
Korea, Republic of	7.772	67.149	763,93	9.093	385.444	4.138,80
China	21.577	107.312	397,35	10.307.941	5.092.860	-50,59
Papua New Guinea	–	3	–	–	3	–
Thailand	150	24	-84,00	20.580	8.300	-59,67
Singapore	108.398	67.022	-38,17	403.941	526.185	30,26
Philippines	53	40.498	77.008,20	2.791	264.111	9.362,80
Malaysia	268.916	174.909	-34,96	1.542.523	570.803	-63,00
Myanmar	–	60.799	–	–	241.843	–
Cambodia	155	–	–	12.386	–	–
Brunei Darussalam	–	1	–	–	85	–
Viet Nam	–	15.690	–	–	67.452	–
India	19.223	59.035	207,11	875.723	452.524	-48,33
Bangladesh	3.926	–	–	214.613	–	–
Kuwait	–	~0	–	–	85	–
Morocco	77.880	–	–	4.031.735	–	–
Ethiopia	19	–	–	192	–	–
Nigeria	1	–	–	30	–	–
South Africa	–	7.997	–	–	328.251	–
Australia	–	25	–	–	2.166	–
Samoa	–	50.521	–	–	341.076	–
East Timor	10.130	336	-96,68	9.115	807	-91,15
United States	67.599	117.543	73,88	5.921.345	2.931.896	-50,49
Brazil	–	237	–	–	402	–
Ecuador	–	2	–	–	681	–
Belize	–	9.056	–	–	44.980	–
Netherlands	–	1.265	–	–	201.036	–
France	194.534	242	-99,88	5.711.328	27.243	-99,52
Germany, Fed. Rep. of	–	266	–	–	13.295	–
Austria	2.585	–	–	89.364	–	–
Belgium	99.081	–	–	1.942.914	–	–
Switzerland	–	1	–	–	2	–
Spain	75.277	–	–	706.278	–	–
Greece	151.005	–	–	1.100.369	–	–
Poland	21.160	175.049	727,26	1.470.776	7.299.730	396,32
Romania	37.845	5.925	-84,34	315.159	48.375	-84,65
Bulgaria	38.328	–	–	169.648	–	–
Croatia	14.287	–	–	514.080	–	–
Slovenia	14.921	171.600	1.050,06	114.640	686.031	498,42
Mesin untuk Keperluan Umum	**99.024.366**	**104.809.582**	**5,84**	**945.508.702**	**1.182.190.106**	**25,03**
Japan	8.830.404	8.118.341	-8,06	103.187.082	91.111.322	-11,70
Hong Kong	171.387	439.027	156,16	2.828.884	5.720.665	102,22
Korea, Dem. People'S Rep.	–	3.538	–	–	37.975	–
Korea, Republic of	6.504.968	5.580.581	-14,21	30.548.864	25.466.687	-16,64
Taiwan	596.384	681.784	14,32	4.805.297	9.473.488	97,15
China	5.102.695	7.743.111	51,75	39.161.766	109.029.139	178,41
Mongolia	59	3.391	5.694,26	1.669	70.068	4.099,13
Macau	1.430	–	–	13.905	–	–
Papua New Guinea	153.117	108.826	-28,93	505.302	696.718	37,88
Thailand	22.127.396	15.596.836	-29,51	150.369.416	131.078.437	-12,83
Singapore	9.119.833	12.302.809	34,90	134.760.198	163.019.849	20,97
Philippines	2.570.556	2.581.305	0,42	24.492.848	22.054.260	-9,96
Malaysia	2.870.597	2.710.039	-5,59	33.875.918	39.316.376	16,06

https://www.bps.go.id

Komoditas/Negara Tujuan	Berat Bersih (kg)		Perub	Nilai FOB (US$)		Perub
	Jan–Jun 2023	Jan–Jun 2024	%	Jan–Jun 2023	Jan–Jun 2024	%
(1)	(2)	(3)	(4)	(5)	(6)	(7)
Myanmar	319.323	43.363	-86,42	3.255.550	344.345	-89,42
Cambodia	78.243	32.848	-58,02	766.143	187.399	-75,54
Brunei Darussalam	30.629	43.768	42,90	455.818	393.961	-13,57
Lao People'S Dem. Rep.	5.436	16	-99,71	59.097	3.319	-94,38
Nepal	844	143	-83,06	6.265	811	-87,06
Viet Nam	4.112.708	6.446.828	56,75	37.672.776	51.374.154	36,37
Maldives	29.542	27.541	-6,77	137.612	152.768	11,01
India	1.949.243	3.393.512	74,09	17.485.049	42.759.279	144,55
Pakistan	108.403	350.875	223,68	1.757.751	4.505.433	156,32
Bangladesh	131.905	89.597	-32,07	4.173.522	1.032.853	-75,25
Sri Lanka	278.155	250.508	-9,94	1.452.484	1.513.919	4,23
Iraq	10.533	30.384	188,45	64.533	174.912	171,04
Iran (Islamic Republic of)	1.453	196.819	13.442,80	22.704	608.988	2.582,34
Saudi Arabia	344.897	612.962	77,72	4.859.845	6.089.570	25,30
Israel	42.930	27.878	-35,06	237.702	415.275	74,70
Kuwait	687.744	564.732	-17,89	7.341.827	5.949.294	-18,97
Jordan	37.450	97.481	160,30	207.326	711.971	243,41
Lebanon	24.676	2.849	-88,45	84.963	37.340	-56,05
Yemen	75.154	86.355	14,90	335.458	257.126	-23,35
Oman	89.461	28.224	-68,45	1.111.217	328.763	-70,41
Turkey	543.309	360.696	-33,61	9.410.657	7.585.402	-19,40
United Arab Emirates	1.062.778	1.037.341	-2,39	9.997.500	10.869.972	8,73
Qatar	97.258	140.472	44,43	940.139	549.538	-41,55
Bahrain	1.162	3.872	233,20	64.026	29.355	-54,15
Cyprus	–	53	–	–	279	–
Egypt	116.635	92.847	-20,40	608.400	1.337.834	119,89
Libyan Arab Jamahiriya	1.151.751	10.313	-99,10	678.427	288.182	-57,52
Morocco	340	6.416	1.787,06	9.753	63.871	554,88
Tunisia	310	579	86,91	3.866	7.290	88,57
Algeria	38.638	203.721	427,26	317.159	1.920.009	505,38
Sudan	635.212	18.306	-97,12	3.953.661	191.624	-95,15
Lesotho	–	2	–	–	601	–
Namibia	–	1.156	–	–	5.277	–
Ethiopia	466.948	–	–	210.489	–	–
Tanzania, United Rep. of	5.932	10.224	72,35	93.214	423.958	354,82
Madagascar	76	478	526,67	2.118	11.511	443,42
Somalia	4.050	52.996	1.208,41	21.087	228.397	983,13
Kenya	17.241	65.943	282,48	108.269	253.158	133,82
Botswana	2.900	–	–	30.724	–	–
Equatorial Guinea	–	330	–	–	1.026	–
Togo	225	4.401	1.856,00	85	18.954	22.264,62
Ghana	73.625	80.539	9,39	358.416	393.788	9,87
Liberia	–	7	–	–	503	–
Guinea	278	541	94,84	11.926	41.141	244,98
Angola	518	701	35,41	34.147	43.489	27,36
Congo	507	280	-44,70	60.958	14.383	-76,40
Cameroon	12.808	9.070	-29,18	102.439	59.500	-41,92
Nigeria	395.778	350.378	-11,47	922.587	1.924.804	108,63
Sierra Leone	–	16.082	–	–	76.992	–
Gabon	7.731	909	-88,25	45.805	90.566	97,72
Cote D'Ivoire	1.128	3.677	225,93	58.793	169.144	187,69
Senegal	342.034	111.376	-67,44	1.647.937	535.547	-67,50
Mauritania	40.789	748	-98,17	217.048	8.866	-95,92
Mali	310	92	-70,14	13.155	5.206	-60,43
Benin	33.250	19.000	-42,86	160.221	91.555	-42,86
Burkina Faso	28.500	–	–	137.333	–	–
Gambia	98	159	62,24	1.616	1.484	-8,12
Seychelles	41	41	-0,01	1.064	14.159	1.230,48
Uganda	14.215	967	-93,20	56.589	1.643	-97,10
Central African Republic	3	–	–	2.865	–	–
Djibouti	232	–	–	2.291	–	–
Swaziland	2	–	–	13	–	–
South Africa	604.673	407.311	-32,64	5.142.266	3.244.558	-36,90
Zambia	–	15.054	–	–	101.207	–
Comoros	–	845	–	–	6.715	–
Mauritius	25.828	26.394	2,19	196.865	182.207	-7,45
Democratic Rep. of the Congo	13.757	8.772	-36,24	59.901	38.034	-36,51
Australia	1.718.842	2.270.508	32,10	19.803.397	22.976.805	16,02
New Zealand	123.519	77.637	-37,15	1.208.024	846.874	-29,90
New Caledonia	–	84	–	–	1.350	–
Vanuatu	349	362	3,69	23.835	7.476	-68,63
Fiji	6.333	10.019	58,19	62.225	100.472	61,47
Kiribati	1.765	2.201	24,68	12.359	19.968	61,57
Marshall Islands	300	49.355	16.351,67	450	240.905	53.434,38
Solomon Islands	2.079	2.363	13,67	42.705	32.816	-23,15
Tonga	9.681	–	–	30.527	–	–
Tuvalu	11.115	–	–	90.777	–	–
East Timor	600.202	770.388	28,35	3.783.262	2.617.179	-30,82

https://www.bps.go.id

Lanjutan Tabel 3.6

Komoditas/Negara Tujuan	Berat Bersih (kg)		Perub	Nilai FOB (US$)		Perub
	Jan–Jun 2023	Jan–Jun 2024	%	Jan–Jun 2023	Jan–Jun 2024	%
(1)	(2)	(3)	(4)	(5)	(6)	(7)
United States	13.483.693	19.991.172	48,26	150.232.811	230.650.493	53,53
Canada	110.177	161.540	46,62	1.103.136	21.236.319	1.825,09
Mexico	1.015.810	1.743.145	71,60	10.866.846	22.510.298	107,15
Guatemala	55.954	144.212	157,74	466.032	895.680	92,19
Honduras	31.715	30.475	-3,91	220.032	205.397	-6,65
Nicaragua	4.930	1.830	-62,88	30.853	8.511	-72,41
Panama	115.621	32.023	-72,30	961.657	627.182	-34,78
Curacao	–	56	–	–	33	–
Suriname	–	2	–	–	774	–
Chile	188.275	172.408	-8,43	1.491.311	1.597.209	7,10
Argentina	101.238	140.634	38,91	3.081.422	2.859.258	-7,21
Brazil	1.701.406	1.033.478	-39,26	20.420.343	14.989.248	-26,60
Colombia	103.350	117.838	14,02	1.144.894	1.541.448	34,64
Bolivia	1.534	1	-99,94	9.585	15	-99,84
Uruguay	6.368	18.465	189,98	49.625	68.486	38,01
Paraguay	68.614	70.708	3,05	499.155	465.109	-6,82
Ecuador	660.742	659.836	-0,14	3.307.248	3.528.506	6,69
Peru	104.274	197.877	89,77	838.278	1.636.238	95,19
Guyana	11.030	15.532	40,81	71.074	92.904	30,72
Trinidad and Tobago	236	16.262	6.798,27	5.120	7.899.432	154.181,56
Bahamas	123	78	-36,12	602	703	16,73
Jamaica	86	3.215	3.619,39	688	4.382	537,30
Dominican Republic	82.866	174.921	111,09	587.564	1.782.856	203,43
El Salvador	10.974	9.637	-12,19	152.694	143.040	-6,32
Costa Rica	39.127	32.017	-18,17	370.045	260.109	-29,71
Haiti	5.884	7.276	23,66	45.812	54.461	18,88
Barbados	1.062	1.085	2,17	7.603	7.043	-7,36
Aruba	449	9	-98,09	1.321	122	-90,75
Bermuda	180	122	-32,41	791	500	-36,82
Cayman Islands	–	3	–	–	27	–
French Guiana	30	–	–	320	–	–
French Polynesia	7	–	–	74	–	–
Grenada	67	–	–	222	–	–
Netherlands Antilles	36	42	18,96	347	312	-10,17
Saint Lucia	–	103	–	–	628	–
Guadeloupe	14.059	274	-98,05	174.551	616	-99,65
Virgin Islands (British)	81	133	65,43	140	6.546	4.582,27
United Kingdom	249.444	411.341	64,90	7.848.465	18.662.563	137,79
Netherlands	480.261	601.968	25,34	9.455.398	13.241.177	40,04
France	681.608	787.135	15,48	6.419.664	7.561.627	17,79
Germany, Fed. Rep. of	1.469.494	1.460.034	-0,64	21.616.681	18.258.833	-15,53
Austria	56.310	15.504	-72,47	621.327	181.763	-70,75
Belgium	965.487	770.816	-20,16	10.840.059	7.755.456	-28,46
Switzerland	65.518	28.678	-56,23	676.978	347.762	-48,63
Luxembourg	9	65	624,72	674	850	26,14
Gibraltar	–	127	–	–	5.680	–
Denmark	2.359	974	-58,72	70.181	90.467	28,91
Norway	14.620	33.202	127,10	2.247.727	7.871.155	250,18
Sweden	89.448	26.541	-70,33	449.274	140.596	-68,71
Finland	13.245	247	-98,14	97.342	3.140	-96,77
Ireland	4.763	21.991	361,75	37.799	445.156	1.077,71
Italy	355.325	224.920	-36,70	3.339.484	3.913.201	17,18
Spain	66.726	47.930	-28,17	589.649	252.133	-57,24
Portugal	13.227	4.076	-69,19	79.577	26.954	-66,13
Iceland	15	–	–	4.354	–	–
Greece	98.391	117.042	18,96	738.262	1.187.280	60,82
Hungary	1.221	18.329	1.400,81	23.815	2.464.994	10.250,62
Poland	237.644	254.845	7,24	2.099.017	2.324.749	10,75
Romania	255	8.851	3.367,79	2.631	85.756	3.159,72
Bulgaria	6.939	–	–	44.706	–	–
Albania	13	16.416	126.173,85	1.802	64.579	3.483,73
Kazakhstan	75	28.215	37.559,53	4.256	393.142	9.137,29
Kyrgyzstan	525	–	–	32.760	–	–
Turkmenistan	~0	–	–	261	–	–
Ukraine	5.642	5.468	-3,07	24.294	18.774	-22,72
Uzbekistan	–	10	–	–	709	–
Lithuania	8.705	8.516	-2,17	42.243	65.080	54,06
Latvia	–	2.326	–	–	27.750	–
Estonia	27.743	–	–	168.798	–	–
Georgia	–	3.275	–	–	21.845	–
Croatia	12.140	–	–	44.015	–	–
Slovenia	1.284	76	-94,05	28.463	6.723	-76,38
Czech Republic	111.963	100.114	-10,58	3.298.018	3.292.583	-0,16
Russia Federation	1.440.004	591.868	-58,90	11.607.649	8.811.709	-24,09
Serbia	1.362	–	–	30.725	–	–
Mesin untuk Keperluan Khusus	**134.374.424**	**114.105.178**	**-15,08**	**714.183.510**	**586.913.584**	**-17,82**
Japan	13.068.984	11.449.861	-12,39	62.179.763	53.891.778	-13,33

https://www.bps.go.id

Komoditas/Negara Tujuan	Berat Bersih (kg)		Perub	Nilai FOB (US$)		Perub
	Jan–Jun 2023	Jan–Jun 2024	%	Jan–Jun 2023	Jan–Jun 2024	%
(1)	(2)	(3)	(4)	(5)	(6)	(7)
Hong Kong	203.114	838.325	312,74	1.955.083	8.652.957	342,59
Korea, Republic of	4.375.792	3.725.025	-14,87	9.633.871	8.995.051	-6,63
Taiwan	343.907	378.682	10,11	2.103.769	1.993.464	-5,24
China	1.894.175	1.824.896	-3,66	16.025.014	13.295.671	-17,03
Mongolia	–	1.038.852	–	–	9.755.100	–
Macau	~0	–	–	~0	–	–
Papua New Guinea	864.036	420.393	-51,35	3.970.960	2.110.575	-46,85
Thailand	8.701.708	6.543.491	-24,80	52.593.489	38.159.046	-27,45
Singapore	9.964.543	7.753.701	-22,19	83.292.481	65.127.107	-21,81
Philippines	2.296.960	2.498.493	8,77	32.233.248	30.941.917	-4,01
Malaysia	13.658.983	11.805.785	-13,57	40.140.051	25.888.059	-35,51
Myanmar	1.212.247	50.538	-95,83	3.818.836	340.515	-91,08
Cambodia	611.291	542.606	-11,24	2.518.228	2.011.461	-20,12
Brunei Darussalam	16.973	34.823	105,16	419.039	625.858	49,36
Lao People'S Dem. Rep.	242.999	385.280	58,55	1.071.040	1.673.451	56,25
Nepal	11	–	–	156	–	–
Viet Nam	2.822.049	1.025.587	-63,66	13.471.654	6.746.319	-49,92
Maldives	163	255	56,73	3.067	1.477	-51,83
India	1.479.620	662.740	-55,21	8.367.046	5.551.839	-33,65
Pakistan	50.658	280.243	453,21	181.022	4.264.875	2.256,00
Bangladesh	167.922	28.185	-83,22	592.570	411.951	-30,48
Sri Lanka	32.105	66.876	108,30	228.778	1.075.069	369,92
Iraq	98.155	227.759	132,04	21.210	76.938	262,75
Iran (Islamic Republic of)	809.107	679.436	-16,03	2.140.979	885.154	-58,66
Saudi Arabia	1.338.449	231.919	-82,67	7.921.931	388.573	-95,09
Israel	1.437	16.189	1.026,58	3.187	148.143	4.548,51
Kuwait	7.444	39.942	436,59	197.448	289.795	46,77
Jordan	854	–	–	2.435	–	–
Lebanon	41.894	–	–	27.000	–	–
Yemen	16.058	20.228	25,97	76.372	103.119	35,02
Oman	21.097	62.721	197,30	327.602	110.722	-66,20
Turkey	607.368	64.257	-89,42	4.217.013	187.639	-95,55
United Arab Emirates	4.305.268	8.777.468	103,88	8.129.505	10.313.047	26,86
Qatar	98.123	310.761	216,71	48.554	402.971	729,95
Bahrain	4.105	15.279	272,20	82.806	102.120	23,32
Egypt	542.060	542.090	0,01	329.171	641.028	94,74
Libyan Arab Jamahiriya	1.151.444	7.972	-99,31	3.261.488	87.474	-97,32
Morocco	–	109	–	–	7.183	–
Tunisia	27.858	1	-100,00	82.903	1.494	-98,20
Algeria	15.009	9.029	-39,84	30.541	362	-98,82
Sudan	16.209	52.972	226,82	76	293.039	385.893,84
Namibia	673.581	70.582	-89,52	6.035.536	169.284	-97,20
Ethiopia	202.266	1.044.865	416,58	809.582	3.893.725	380,95
Tanzania, United Rep. of	383.875	638.945	66,45	1.665.110	2.488.865	49,47
Madagascar	6.025	2.264	-62,42	40.115	7.280	-81,85
Somalia	–	50	–	–	240	–
Kenya	2.631	93.127	3.439,60	20.224	262.037	1.195,67
Mozambique	–	676	–	–	7.440	–
Botswana	3.926	–	–	17.892	–	–
Togo	1	–	–	210	–	–
Ghana	1.193.024	1.350.662	13,21	4.828.577	11.062.279	129,10
Liberia	145.677	67.352	-53,77	822.336	509.585	-38,03
Guinea	626.855	449.132	-28,35	2.431.923	1.580.979	-34,99
Angola	511.309	168.316	-67,08	2.372.383	702.194	-70,40
Congo	589	47.784	8.008,13	20.014	797.975	3.887,10
Cameroon	–	22.810	–	–	103.083	–
Nigeria	118.116	1.656	-98,60	367.916	85.533	-76,75
Sierra Leone	–	1.206	–	–	16.036	–
Gabon	48.904	–	–	220.522	–	–
Cote D'Ivoire	187.616	1.299.478	592,63	666.455	5.935.542	790,61
Senegal	44.400	6.448	-85,48	71.469	8.640	-87,91
Mauritania	382.751	11.047	-97,11	1.181.292	43.953	-96,28
Mali	–	131.241	–	–	777.583	–
Burkina Faso	707.171	2.387	-99,66	2.799.289	43.622	-98,44
Seychelles	–	2.485	–	–	51.000	–
Uganda	72.380	40	-99,94	1.600.000	10.296	-99,36
Djibouti	1.314.495	–	–	5.271.674	–	–
South Africa	3.930.523	3.077.484	-21,70	25.928.580	15.773.975	-39,16
Zambia	960.906	18.052	-98,12	2.982.711	56.525	-98,10
Mauritius	–	644	–	–	305	–
Democratic Rep. of the Congo	50.513	–	–	92.358	–	–
Australia	21.300.701	10.460.599	-50,89	102.566.751	40.117.810	-60,89
New Zealand	618.071	363.645	-41,16	3.444.615	1.876.058	-45,54
New Caledonia	160.191	601	-99,62	1.176.185	7.252	-99,38
Fiji	5.247	8.351	59,17	30.593	43.546	42,34
Kiribati	1.504	1.785	18,69	12.617	8.253	-34,59
Solomon Islands	84.280	92.835	10,15	338.166	495.788	46,61
Tonga	4.658	–	–	9.299	–	–

https://www.bps.go.id

Lanjutan Tabel 3.6

Komoditas/Negara Tujuan	Berat Bersih (kg)		Perub	Nilai FOB (US$)		Perub
	Jan–Jun 2023	Jan–Jun 2024	%	Jan–Jun 2023	Jan–Jun 2024	%
(1)	(2)	(3)	(4)	(5)	(6)	(7)
Tuvalu	4.450	–	–	130.558	–	–
East Timor	485.047	2.060.351	324,77	1.734.218	6.043.448	248,48
United States	11.341.909	15.592.736	37,48	69.879.156	103.867.080	48,64
Canada	527.380	1.696.924	221,76	5.754.576	10.738.904	86,62
Mexico	475.660	406.738	-14,49	1.840.299	2.169.290	17,88
Guatemala	49.272	109.537	122,31	261.890	626.946	139,39
Honduras	48	76.003	158.240,47	2.450	453.171	18.396,76
Nicaragua	2.460	18.290	643,48	1.500	18.387	1.125,81
Panama	13.311	4.860	-63,49	77.683	27.434	-64,68
Chile	636.064	765.940	20,42	2.677.147	2.870.090	7,21
Argentina	116.948	29.145	-75,08	497.529	118.735	-76,14
Brazil	1.799.723	1.753.637	-2,56	16.213.160	16.708.546	3,06
Colombia	128.466	458.673	257,04	440.459	2.005.404	355,30
Bolivia	511	–	–	12.310	–	–
Uruguay	109	246	125,94	1.708	3.863	126,17
Paraguay	35	–	–	2.783	–	–
Ecuador	71.725	106.245	48,13	237.182	5.070	-97,86
Peru	2.027.187	2.011.860	-0,76	6.180.800	5.460.567	-11,65
Trinidad and Tobago	26	20.360	78.207,08	444	52.430	11.708,45
Jamaica	4.200	–	–	36.000	–	–
El Salvador	–	4	–	–	2.999	–
Costa Rica	148	1.037	599,88	1.741	17.456	902,48
United Kingdom	1.207.680	745.572	-38,26	11.216.857	8.363.595	-25,44
Netherlands	423.377	193.744	-54,24	2.943.585	2.066.904	-29,78
France	875.845	304.737	-65,21	9.874.002	4.141.580	-58,06
Germany, Fed. Rep. of	1.225.085	929.674	-24,11	13.648.554	12.060.372	-11,64
Austria	48	194	305,86	37.074	12.218	-67,04
Belgium	1.655.318	647.088	-60,91	10.659.710	4.200.567	-60,59
Switzerland	55.379	84.249	52,13	494.063	909.413	84,07
Luxembourg	4	–	–	783	–	–
Denmark	23.363	10.197	-56,35	301.988	149.272	-50,57
Norway	13.465	2.361	-82,46	154.119	247.948	60,88
Sweden	414.056	3.213	-99,22	3.066.953	76.960	-97,49
Finland	11.478	167.775	1.361,71	121.343	1.245.951	926,80
Ireland	74	31	-58,05	26.326	3.956	-84,97
Italy	800.536	236.759	-70,42	6.512.078	2.043.248	-68,62
Spain	820.417	724.040	-11,75	3.366.735	2.618.459	-22,23
Portugal	1	1	-7,73	925	1.085	17,22
Greece	14.548	–	–	12.169	–	–
Hungary	10	1.961	19.512,00	109	336.222	308.791,40
Poland	145.251	50	-99,97	1.177.847	2.992	-99,75
Romania	6.656	49.456	643,06	51.103	1.219.625	2.286,58
Bulgaria	541	24.780	4.476,49	15.362	260.265	1.594,19
Azerbaijan	4.184	58	-98,60	79.545	552	-99,31
Kazakhstan	696.984	70.713	-89,85	1.989.109	316.068	-84,11
Turkmenistan	–	1.346	–	–	20.220	–
Uzbekistan	1	11	792,56	178	910	412,31
Lithuania	–	42	–	–	2.899	–
Latvia	–	804	–	–	9.418	–
Estonia	18	–	–	1.140	–	–
Georgia	1.600.579	–	–	3.351.309	–	–
Slovenia	207	4	-97,84	6.119	13.031	112,96
Czech Republic	3.280	384	-88,31	96.175	3.550	-96,31
Russia Federation	1.838.993	2.944.029	60,09	9.470.877	12.907.461	36,29
Kendaraan Bermotor Roda Empat atau	**335.628.846**	**305.128.583**	**-9,09**	**3.295.667.901**	**3.119.987.848**	**-5,33**
Japan	14.799.377	240.985	-98,37	157.338.745	2.605.870	-98,34
Hong Kong	4.440	30.030	576,35	63.880	344.749	439,68
Korea, Republic of	18.056	43.290	139,75	175.670	673.711	283,51
Taiwan	1.761.926	1.610.911	-8,57	20.118.838	19.960.263	-0,79
China	218.936	19.295	-91,19	3.469.110	197.117	-94,32
Papua New Guinea	536.210	238.660	-55,49	4.410.582	2.187.639	-50,40
Thailand	28.674.080	6.724.017	-76,55	290.237.938	78.858.524	-72,83
Singapore	164.536	288.719	75,47	465.450	4.340.727	832,59
Philippines	100.422.340	87.901.675	-12,47	990.660.994	883.387.048	-10,83
Malaysia	8.368.959	9.965.023	19,07	63.127.998	71.507.747	13,27
Myanmar	16.774	291.132	1.635,63	138.014	2.078.237	1.405,82
Cambodia	686.190	831.142	21,12	6.025.580	9.952.624	65,17
Brunei Darussalam	2.768.650	2.905.505	4,94	27.210.196	28.377.311	4,29
Lao People'S Dem. Rep.	14.355	242.430	1.588,82	129.957	3.754.184	2.788,80
Nepal	7.050	5.120	-27,38	121.642	75.959	-37,56
Viet Nam	30.975.384	45.044.406	45,42	291.920.208	481.179.400	64,83
Maldives	3.000	–	–	28.886	–	–
India	1.169.224	3.181.213	172,08	22.514.509	58.597.983	160,27
Pakistan	179.431	613.258	241,78	1.169.733	3.428.228	193,08
Bangladesh	475.604	177.936	-62,59	4.207.880	1.726.180	-58,98
Sri Lanka	2.185	5.660	159,04	24.217	61.062	152,14
Iraq	–	233.014	–	–	2.676.404	–

https://www.bps.go.id

Komoditas/Negara Tujuan	Berat Bersih (kg)		Perub	Nilai FOB (US$)		Perub
	Jan–Jun 2023	Jan–Jun 2024	%	Jan–Jun 2023	Jan–Jun 2024	%
(1)	(2)	(3)	(4)	(5)	(6)	(7)
Iran (Islamic Republic of)	–	344.500	–	–	193.000	–
Saudi Arabia	41.291.195	39.840.195	-3,51	432.153.560	441.186.197	2,09
Kuwait	6.819.715	4.073.975	-40,26	73.392.455	49.966.806	-31,92
Jordan	619.540	368.200	-40,57	6.339.259	3.339.153	-47,33
Lebanon	1.085.325	637.220	-41,29	10.342.600	5.958.544	-42,39
Yemen	8.400	–	–	62.528	–	–
Oman	2.924.090	2.620.645	-10,38	33.399.907	32.239.776	-3,47
Turkey	–	4.135	–	–	46.353	–
United Arab Emirates	15.240.391	18.988.303	24,59	153.915.916	160.874.386	4,52
Qatar	2.479.870	3.869.847	56,05	25.780.118	45.282.241	75,65
Bahrain	1.404.915	999.995	-28,82	14.780.711	11.408.312	-22,82
Egypt	3.400	1.630.200	47.847,06	35.545	14.651.841	41.120,08
Libyan Arab Jamahiriya	2.419.256	1.703.725	-29,58	26.736.361	17.923.675	-32,96
Morocco	489.605	–	–	4.524.691	–	–
Tunisia	1.214.545	110.965	-90,86	6.384.418	1.472.468	-76,94
Tanzania, United Rep. of	3.210	10.252	219,38	34.599	96.956	180,23
Kenya	111.435	13.805	-87,61	1.295.969	134.533	-89,62
Mozambique	64.395	69.804	8,40	506.975	554.640	9,40
Botswana	5.130	–	–	27.945	–	–
Togo	11.205	5.014	-55,25	134.393	55.743	-58,52
Ghana	7.470	7.470	0,00	85.266	85.266	0,00
Angola	82.170	24.900	-69,70	958.446	281.340	-70,65
Nigeria	69.660	142.100	103,99	619.816	1.201.493	93,85
Gabon	19.200	32.150	67,45	157.740	268.495	70,21
Mali	12.450	–	–	137.835	–	–
Benin	–	3.738	–	–	38.775	–
Seychelles	5.740	–	–	102.912	–	–
Uganda	1.680	–	–	28.404	–	–
Djibouti	634.165	628.790	-0,85	6.283.723	6.306.882	0,37
South Africa	1.753.135	754.184	-56,98	16.724.459	7.226.075	-56,79
Zimbabwe	14.765	–	–	172.620	–	–
Comoros	8.260	–	–	78.017	–	–
Mauritius	19.800	512.600	2.488,89	119.701	4.714.838	3.838,85
Australia	881.553	2.211.802	150,90	8.130.718	22.674.049	178,87
New Zealand	2.000	4.419	120,97	7.000	37.231	431,86
Palau	34.450	10.810	-68,62	295.447	88.415	-70,07
New Caledonia	125.070	36.660	-70,69	1.075.463	350.258	-67,43
Saint Vincent and the Grenadines	11.440	17.850	56,03	115.229	182.867	58,70
Vanuatu	43.410	28.045	-35,40	355.921	206.140	-42,08
Fiji	300.954	216.331	-28,12	3.212.168	2.151.815	-33,01
Samoa	16.832	33.650	99,92	162.517	341.380	110,06
Solomon Islands	3.205	11.655	263,65	35.305	122.570	247,17
Tonga	10.320	9.030	-12,50	95.332	83.528	-12,38
East Timor	3.306.679	3.339.435	0,99	18.464.369	16.431.495	-11,01
United States	87.862	60.719	-30,89	1.241.639	1.467.524	18,19
Canada	7.750	1.170	-84,90	61.867	4.650	-92,48
Mexico	27.548.360	28.283.488	2,67	267.322.165	292.661.358	9,48
Guatemala	2.055.182	2.370.753	15,35	17.858.655	23.496.537	31,57
Honduras	1.041.696	316.412	-69,63	8.986.824	3.065.576	-65,89
Nicaragua	1.702.767	2.443.352	43,49	14.696.799	22.555.089	53,47
Panama	2.291.003	2.185.036	-4,63	21.765.863	20.295.419	-6,76
Curacao	3.747	–	–	47.358	–	–
Suriname	56.170	9.315	-83,42	508.509	106.758	-79,01
Chile	4.582.688	7.113.856	55,23	38.708.600	70.908.977	83,19
Venezuela	–	597.135	–	–	7.015.410	–
Argentina	357.308	106.442	-70,21	4.129.382	1.467.048	-64,47
Brazil	2.460	–	–	92.224	–	–
Colombia	94.950	–	–	815.408	–	–
Bolivia	456.935	205.750	-54,97	4.307.737	2.282.779	-47,01
Uruguay	43.260	8.500	-80,35	511.011	63.570	-87,56
Paraguay	371.125	833.837	124,68	3.529.917	8.656.928	145,24
Ecuador	2.550.500	1.339.074	-47,50	21.467.573	11.250.721	-47,59
Peru	7.515.605	6.132.546	-18,40	60.683.072	53.236.966	-12,27
Guyana	42.680	9.140	-78,58	391.144	88.750	-77,31
Trinidad and Tobago	903.797	879.749	-2,66	9.418.983	10.473.444	11,20
Bahamas	166.010	266.124	60,31	1.511.416	3.039.820	101,12
Jamaica	1.115.510	789.074	-29,26	12.381.381	8.845.521	-28,56
Puerto Rico	216.110	190.538	-11,83	2.039.442	2.027.277	-0,60
Belize	–	4.980	–	–	64.682	–
Dominican Republic	1.491.572	1.289.835	-13,53	16.108.430	13.934.327	-13,50
El Salvador	939.394	873.806	-6,98	7.727.358	7.876.163	1,93
Costa Rica	2.417.864	2.910.574	20,38	22.391.847	29.736.687	32,80
Haiti	2.580	–	–	21.968	–	–
Barbados	214.407	280.683	30,91	2.072.599	2.939.033	41,80
Antigua and Barbuda	90.929	120.515	32,54	869.744	1.261.988	45,10
Aruba	114.695	175.499	53,01	1.145.525	1.931.218	68,59
Bermuda	52.385	112.250	114,28	450.125	1.184.803	163,22
Cayman Islands	55.060	73.230	33,00	586.447	887.317	51,30

https://www.bps.go.id

Lanjutan Tabel 3.6

Komoditas/Negara Tujuan	Berat Bersih (kg)		Perub	Nilai FOB (US$)		Perub
	Jan–Jun 2023	Jan–Jun 2024	%	Jan–Jun 2023	Jan–Jun 2024	%
(1)	(2)	(3)	(4)	(5)	(6)	(7)
Dominica	1.155.985	95.920	-91,70	10.961.770	812.355	-92,59
French Polynesia	49.686	33.056	-33,47	337.401	262.545	-22,19
Grenada	110.339	87.032	-21,12	1.250.999	998.007	-20,22
Netherlands Antilles	203.761	269.240	32,14	1.948.668	2.696.639	38,38
Saint Lucia	183.148	116.959	-36,14	1.871.390	1.298.706	-30,60
Guadeloupe	28.535	19.085	-33,12	182.508	116.451	-36,19
Saint Kitts and Nevis	89.097	47.655	-46,51	1.021.383	544.390	-46,70
Virgin Islands (British)	–	2.350	–	–	14.469	–
Sint Maarten (Dutch Part)	–	3.565	–	–	42.259	–
United Kingdom	47.324	11.606	-75,48	193.605	321.197	65,90
Netherlands	4.560	24.810	444,08	26.567	284.294	970,11
France	3.980	–	–	5.536	–	–
Germany, Fed. Rep. of	1.470	1.995	35,73	22.936	218.831	854,10
Belgium	330.657	442.076	33,70	3.145.837	4.098.212	30,27
Ireland	–	2.094	–	–	5.580	–
Italy	5	5	-13,46	79	737	829,49
Portugal	–	21.810	–	–	169.847	–
Greece	–	4.900	–	–	25.800	–
Uzbekistan	1.200	–	–	21.827	–	–
Russia Federation	–	51.221	–	–	1.102.686	–
Suku Cadang dan Aksesori Kendaraan	**150.279.515**	**158.478.408**	**5,46**	**1.163.734.615**	**1.270.437.937**	**9,17**
Japan	39.233.459	37.209.620	-5,16	240.354.679	213.051.882	-11,36
Hong Kong	30.066	27.806	-7,52	495.500	417.002	-15,84
Korea, Republic of	192.934	1.292.171	569,75	987.133	12.268.224	1.142,81
Taiwan	4.886.792	8.737.637	78,80	49.305.514	88.837.056	80,18
China	1.229.516	1.480.220	20,39	16.922.052	9.187.758	-45,71
Mongolia	28	249	789,71	2.244	15.233	578,70
Papua New Guinea	1.439	2.416	67,87	25.247	117.125	363,92
Thailand	25.300.195	24.123.121	-4,65	221.771.329	218.032.787	-1,69
Singapore	614.420	543.234	-11,59	9.548.016	8.603.253	-9,89
Philippines	8.996.917	7.057.879	-21,55	67.823.201	50.107.326	-26,12
Malaysia	29.854.115	32.643.684	9,34	220.253.202	245.448.752	11,44
Myanmar	19.383	81.271	319,30	192.649	932.222	383,90
Cambodia	30.102	6.952	-76,90	595.234	118.594	-80,08
Brunei Darussalam	14.480	9.132	-36,93	68.746	76.862	11,81
Lao People'S Dem. Rep.	244	40.438	16.472,87	4.769	499.016	10.362,85
Nepal	2.048	68	-96,69	32.396	464	-98,57
Viet Nam	6.275.247	7.769.395	23,81	65.391.229	73.913.838	13,03
Maldives	21.057	14.777	-29,82	17.328	16.524	-4,64
India	5.875.686	7.626.114	29,79	64.744.418	98.136.986	51,58
Pakistan	581.112	1.090.128	87,59	3.473.595	9.546.135	174,82
Bangladesh	350.785	186.389	-46,87	4.379.317	1.209.652	-72,38
Sri Lanka	29.778	36.304	21,92	114.309	186.851	63,46
Iraq	–	69.630	–	–	36.842	–
Iran (Islamic Republic of)	894.941	1.311.550	46,55	389.953	511.394	31,14
Saudi Arabia	339.287	495.025	45,90	5.179.034	4.589.694	-11,38
Israel	11.536	15.134	31,19	125.374	182.119	45,26
Kuwait	48.509	113.428	133,83	183.768	397.564	116,34
Jordan	5.301	–	–	24.710	–	–
Lebanon	94	24.420	25.865,06	528	50.005	9.362,42
Yemen	23.727	21.708	-8,51	486.549	305.467	-37,22
Oman	3.161	4.761	50,63	36.100	54.864	51,98
Turkey	3.769	21.451	469,13	24.871	153.245	516,15
United Arab Emirates	1.933.030	3.779.228	95,51	6.385.224	10.419.083	63,17
Qatar	4.482	4.325	-3,52	40.342	34.559	-14,34
Bahrain	389	456	17,23	10.518	5.423	-48,44
Cyprus	32.075	41.639	29,82	163.283	197.447	20,92
Egypt	99.077	236.060	138,26	396.683	411.606	3,76
Libyan Arab Jamahiriya	8.008	7.461	-6,82	124.226	89.643	-27,84
Morocco	28.430	13.098	-53,93	262.453	130.082	-50,44
Tunisia	4.819	~0	-99,99	74.405	11	-99,99
Algeria	–	906	–	–	1.000	–
Tanzania, United Rep. of	14.387	13.282	-7,68	3.702	3.059	-17,38
Madagascar	970	10	-98,97	733	25	-96,62
Kenya	8.034	13.709	70,64	29.139	45.981	57,80
Botswana	20	–	–	1.082	–	–
Togo	–	22	–	–	49	–
Ghana	–	686	–	–	1.424	–
Guinea	–	634	–	–	1.569	–
Congo	250	–	–	60	–	–
Nigeria	167.787	208.735	24,40	24.077	49.006	103,54
Senegal	88	1.207	1.268,93	984	115.892	11.672,02
Burkina Faso	–	211	–	–	854	–
Seychelles	16	18	16,67	530	326	-38,51
Uganda	1.122	–	–	2.095	–	–
Central African Republic	571	–	–	39.165	–	–
South Africa	648.847	502.173	-22,61	9.511.624	7.705.483	-18,99

https://www.bps.go.id

Komoditas/Negara Tujuan	Berat Bersih (kg)		Perub	Nilai FOB (US$)		Perub
	Jan–Jun 2023	Jan–Jun 2024	%	Jan–Jun 2023	Jan–Jun 2024	%
(1)	(2)	(3)	(4)	(5)	(6)	(7)
Zambia	–	811	–	–	28.500	–
Mauritius	6.063	25.341	317,95	24.956	86.098	245,00
Australia	325.162	244.532	-24,80	2.694.780	2.232.665	-17,15
New Zealand	16.695	30.887	85,00	156.713	341.339	117,81
Palau	–	~0	–	–	14	–
Nauru	–	10	–	–	643	–
Vanuatu	554	783	41,34	6.678	10.785	61,49
American Samoa	–	2.655	–	–	29.541	–
Fiji	6.663	1.319	-80,21	36.318	28.765	-20,80
Solomon Islands	12.522	25.627	104,66	25.218	21.568	-14,47
East Timor	513.428	532.923	3,80	1.541.004	1.232.885	-19,99
United States	9.978.687	7.276.144	-27,08	57.852.128	74.941.228	29,54
Canada	1.297.092	1.882.294	45,12	21.150.921	30.367.140	43,57
Mexico	1.197.225	1.976.174	65,06	8.982.215	12.291.647	36,84
Guatemala	6.563	4.387	-33,16	51.241	33.956	-33,73
Honduras	8.346	17.646	111,43	31.835	71.453	124,45
Nicaragua	3.536	2.411	-31,80	22.274	30.076	35,03
Panama	142.073	44.558	-68,64	599.527	191.209	-68,11
Chile	17.039	16.184	-5,02	216.197	252.456	16,77
Argentina	428.249	255.771	-40,28	6.265.291	4.441.937	-29,10
Brazil	2.059.658	2.975.112	44,45	32.486.486	44.451.530	36,83
Colombia	61.745	73.067	18,34	346.571	419.664	21,09
Bolivia	10.231	12	-99,88	50.543	99	-99,80
Uruguay	1.627	–	–	11.484	–	–
Paraguay	1.068	5.375	403,48	5.473	37.307	581,68
Ecuador	2.925	760	-74,02	11.726	7.687	-34,44
Peru	127.415	93.938	-26,27	677.875	438.494	-35,31
Trinidad and Tobago	877	490	-44,21	12.418	4.417	-64,43
Bahamas	8	52	536,31	172	834	383,67
Jamaica	55	786	1.332,31	1.085	7.103	554,78
Puerto Rico	12.423	9.179	-26,11	42.094	32.068	-23,82
Dominican Republic	1.997	11.079	454,69	20.001	69.457	247,27
El Salvador	899	3.024	236,36	13.624	10.352	-24,02
Costa Rica	7.703	18.876	145,05	67.345	171.655	154,89
Haiti	30	–	–	714	–	–
Barbados	5.519	11.062	100,44	32.120	56.651	76,37
Antigua and Barbuda	–	12	–	–	72	–
Aruba	344	56	-83,58	4.893	289	-94,09
Bermuda	344	322	-6,46	2.280	1.931	-15,30
Cayman Islands	–	54	–	–	3.008	–
Dominica	1	–	–	70	–	–
French Polynesia	51	~0	-99,41	343	14	-95,92
Grenada	77	122	57,36	737	1.038	40,95
Netherlands Antilles	116	151	30,31	675	1.586	135,00
Saint Lucia	–	282	–	–	2.223	–
Turks and Caicos Islands	–	9	–	–	195	–
Guadeloupe	153	370	141,37	1.157	4.353	276,17
Saint Kitts and Nevis	–	17	–	–	97	–
Virgin Islands (British)	87	3	-97,06	816	39	-95,27
United Kingdom	299.348	481.329	60,79	2.081.756	3.834.494	84,20
Netherlands	1.314.034	1.735.049	32,04	7.477.861	9.330.650	24,78
France	242.332	233.784	-3,53	2.259.983	2.892.434	27,98
Germany, Fed. Rep. of	1.482.819	2.237.892	50,92	10.326.433	14.658.332	41,95
Austria	–	15	–	–	135	–
Belgium	325.793	195.794	-39,90	2.024.741	1.778.343	-12,17
Switzerland	8.142	7.609	-6,55	32.184	36.470	13,32
Denmark	19.567	6.952	-64,47	174.197	80.568	-53,75
Sweden	15.155	1	-99,99	133.757	5	-100,00
Finland	536	47.270	8.718,95	1.302	259.855	19.852,63
Ireland	31	2	-95,13	2.198	1.002	-54,43
Italy	157.643	136.716	-13,27	1.445.874	1.523.205	5,35
Spain	19.342	25.708	32,91	213.333	239.850	12,43
Portugal	17.124	15.559	-9,14	160.353	143.403	-10,57
Greece	20.765	32.301	55,55	147.726	212.782	44,04
Hungary	96.978	86.657	-10,64	869.902	903.113	3,82
Poland	168.055	110.308	-34,36	1.483.705	860.892	-41,98
Bulgaria	1	5.035	786.650,00	6	21.852	350.092,31
Kazakhstan	109.910	70.424	-35,93	514.550	298.600	-41,97
Ukraine	2.729	–	–	27.707	–	–
Estonia	632.657	53.588	-91,53	2.745.476	241.857	-91,19
Georgia	–	13.060	–	–	58.761	–
Malta	170	3.119	1.730,37	5.653	32.122	468,17
Czech Republic	243.131	234.958	-3,36	2.905.887	2.847.719	-2,00
Russia Federation	1.017.770	320.634	-68,50	5.190.098	1.608.168	-69,01
Serbia	7.700	–	–	38.612	–	–
Karoseri Kendaraan Bermotor Roda Empat	**5.407.193**	**9.074.948**	**67,83**	**16.115.464**	**39.201.298**	**143,25**
Japan	35.418	7.250	-79,53	376.139	99.570	-73,53

https://www.bps.go.id

Lanjutan Tabel 3.6

Komoditas/Negara Tujuan	Berat Bersih (kg)		Perub	Nilai FOB (US$)		Perub
	Jan–Jun 2023	Jan–Jun 2024	%	Jan–Jun 2023	Jan–Jun 2024	%
(1)	(2)	(3)	(4)	(5)	(6)	(7)
Hong Kong	–	9.900	–	–	24.230	–
Korea, Republic of	1.633	24.994	1.430,53	9.800	236.317	2.311,33
Taiwan	8.940	10	-99,89	6.000	62.000	933,33
China	5	18.509	370.080,00	31.000	465.019	1.400,06
Papua New Guinea	2.400	80	-96,67	18.812	832	-95,58
Thailand	1.066.223	2.761.968	159,04	668.630	1.617.588	141,93
Singapore	2.089.630	1.423.150	-31,89	2.985.423	3.224.598	8,01
Philippines	–	29.790	–	–	170.375	–
Malaysia	169.597	784.079	362,32	64.976	2.168.514	3.237,41
Viet Nam	427.852	–	–	77.752	–	–
India	311.200	71.783	-76,93	4.675.775	1.073.601	-77,04
Bangladesh	160.244	36.876	-76,99	1.133.967	281.233	-75,20
Saudi Arabia	1.850	–	–	5.404	–	–
Turkey	55.000	–	–	412.170	–	–
United Arab Emirates	–	1.000	–	–	29.299	–
Congo	1.800	135.765	7.442,50	18.360	1.291.545	6.934,56
Democratic Rep. of the Congo	–	125.360	–	–	1.188.076	–
Australia	1.054.971	3.509.330	232,65	5.316.251	25.428.332	378,31
Tonga	3.800	–	–	4.089	–	–
East Timor	1.240	1.240	0,02	10.751	1.629	-84,85
United States	3	26	766,67	62	47	-23,62
Canada	6.255	–	–	18.750	–	–
Mexico	–	132.487	–	–	1.759.988	–
Brazil	4.000	–	–	159.670	–	–
Netherlands	10	250	2.400,00	116.200	8.900	-92,34
Belgium	5.042	5	-99,90	5.224	58.100	1.012,25
Switzerland	–	1.098	–	–	11.506	–
Ireland	80	–	–	261	–	–
Kursi untuk Kendaraan Bermotor Roda	**2.990.504**	**2.650.292**	**-11,38**	**22.521.279**	**19.780.611**	**-12,17**
Japan	8.021	49.794	520,79	156.538	706.696	351,45
Hong Kong	–	100	–	–	558	–
Korea, Republic of	1.381	627	-54,60	7.108	4.665	-34,37
Taiwan	30.915	46.678	50,99	189.425	283.393	49,61
China	–	342	–	–	51.072	–
Papua New Guinea	–	142	–	–	943	–
Thailand	653.588	699.280	6,99	2.286.144	6.257.104	173,70
Singapore	23.182	41.220	77,81	447.839	747.134	66,83
Philippines	1.252	1.944	55,31	23.187	22.610	-2,49
Malaysia	1.841.907	1.583.119	-14,05	13.334.489	10.137.421	-23,98
Cambodia	–	4	–	–	3.598	–
Brunei Darussalam	5	1	-82,00	2	~0	-80,66
Viet Nam	193.907	106.999	-44,82	1.965.984	777.346	-60,46
India	93.854	69	-99,93	3.193.720	6.817	-99,79
Pakistan	29.888	29.890	0,01	253.803	254.573	0,30
Bangladesh	–	857	–	–	8.556	–
Sri Lanka	5.910	1	-99,98	24.000	9	-99,96
Saudi Arabia	1	177	12.164,63	30	490	1.514,20
Lebanon	–	7	–	–	86	–
United Arab Emirates	17	118	584,67	355	1.484	318,16
Qatar	–	27	–	–	758	–
Reunion	–	106	–	–	5.689	–
Togo	–	3	–	–	10	–
South Africa	360	–	–	2.475	–	–
Mauritius	–	54	–	–	245	–
Australia	825	80	-90,35	69.672	1.348	-98,07
New Zealand	30	–	–	100	–	–
Vanuatu	1	3	314,47	1	73	14.237,25
Solomon Islands	21	–	–	68	–	–
East Timor	583	942	61,50	1.353	337	-75,13
United States	93.921	67.889	-27,72	378.816	255.591	-32,53
Canada	–	22	–	–	1.420	–
Mexico	137	273	99,45	4.744	5.540	16,78
Nicaragua	–	3	–	–	137	–
Panama	2	15	533,71	141	460	227,23
Chile	–	236	–	–	1.990	–
Argentina	255	309	21,11	8.755	4.178	-52,28
Bolivia	2	–	–	3	–	–
Uruguay	–	50	–	–	1.544	–
Peru	23	3	-87,41	6	9	45,85
Trinidad and Tobago	2	4	107,60	36	187	421,83
Jamaica	6	–	–	48	–	–
Costa Rica	–	1	–	–	~0	–
Barbados	31	36	17,30	486	312	-35,92
Aruba	3	–	–	241	–	–
United Kingdom	2.028	4.199	107,08	67.749	45.312	-33,12
Netherlands	214	794	271,16	1.984	4.713	137,56
France	3	1.080	35.911,90	23	8.543	37.424,69

https://www.bps.go.id

Komoditas/Negara Tujuan	Berat Bersih (kg)		Perub	Nilai FOB (US$)		Perub
	Jan–Jun 2023	Jan–Jun 2024	%	Jan–Jun 2023	Jan–Jun 2024	%
(1)	(2)	(3)	(4)	(5)	(6)	(7)
Germany, Fed. Rep. of	152	818	439,10	2.138	14.646	584,90
Belgium	2.484	636	-74,38	22.967	4.848	-78,89
Denmark	7	–	–	170	–	–
Ireland	–	1	–	–	1.142	–
Spain	5.488	11.342	106,66	75.495	157.022	107,99
Greece	95	–	–	1.151	–	–
Hungary	5	–	–	32	–	–
Suku Cadang Sepeda Motor Roda Dua dan	**56.849.630**	**53.412.788**	**-6,05**	**633.285.981**	**591.544.820**	**-6,59**
Japan	1.366.049	849.010	-37,85	15.584.360	9.489.561	-39,11
Hong Kong	216	5.742	2.561,82	5.154	148.835	2.787,79
Korea, Republic of	144.968	230.301	58,86	2.769.979	3.949.424	42,58
Taiwan	476.754	446.522	-6,34	7.834.906	7.127.021	-9,04
China	415.619	260.738	-37,27	7.071.095	4.316.867	-38,95
Papua New Guinea	40	354	788,04	3.508	660	-81,19
Thailand	3.815.448	3.355.260	-12,06	43.951.979	39.035.005	-11,19
Singapore	100.317	72.955	-27,28	965.854	767.876	-20,50
Philippines	27.725.885	25.652.468	-7,48	255.023.466	247.083.530	-3,11
Malaysia	10.502.614	7.033.496	-33,03	134.562.452	84.688.488	-37,06
Myanmar	5.945	279.201	4.596,46	37.922	1.407.447	3.611,44
Cambodia	441.244	65.013	-85,27	3.476.251	524.238	-84,92
Brunei Darussalam	15	–	–	20	–	–
Lao People'S Dem. Rep.	457	380	-16,98	4.592	3.881	-15,49
Nepal	392	–	–	5.810	–	–
Viet Nam	1.633.957	1.846.342	13,00	21.715.691	24.079.870	10,89
Maldives	2.024	2.341	15,67	22.505	26.946	19,74
India	417.858	599.348	43,43	17.222.692	23.114.279	34,21
Pakistan	306	153	-49,85	4.500	2.400	-46,67
Bangladesh	81.932	70.464	-14,00	657.201	529.808	-19,38
Iran (Islamic Republic of)	452.303	182.196	-59,72	4.004.474	2.034.762	-49,19
Saudi Arabia	43	329	669,97	372	1.017	173,10
Israel	1.302	2.459	88,78	16.883	18.612	10,24
Kuwait	14	11	-23,15	111	88	-20,55
Lebanon	2.228	15.642	601,94	60.043	150.858	151,25
Yemen	–	13	–	–	147	–
Oman	10	6	-41,13	311	157	-49,59
Turkey	55.243	43.593	-21,09	1.111.471	932.502	-16,10
United Arab Emirates	12.842	92.903	623,45	170.817	987.010	477,82
Qatar	185	82	-55,69	1.651	646	-60,85
Bahrain	16	15	-3,81	298	140	-52,88
Libyan Arab Jamahiriya	1.195	1	-99,92	10.129	~0	-100,00
Tanzania, United Rep. of	240	–	–	488	–	–
Togo	19.632	36.280	84,80	5.699	250.368	4.293,20
Ghana	510	940	84,23	6.440	5.330	-17,24
Liberia	2.440	–	–	21.687	–	–
Guinea	7.848	21.802	177,82	80.640	230.604	185,97
Congo	–	3.983	–	–	15.203	–
Nigeria	13.855	21.717	56,75	108.885	178.692	64,11
Cote D'Ivoire	14	383	2.638,68	54	202	276,80
Senegal	150	3	-98,00	66	6	-90,30
Mauritania	–	572	–	–	3.518	–
Mali	7.024	15.307	117,92	61.267	145.840	138,04
Benin	4.152	1.160	-72,06	29.326	9.627	-67,17
Burkina Faso	5.672	7.949	40,14	53.682	103.350	92,52
Gambia	–	4.154	–	–	47.717	–
Seychelles	–	1	–	–	13	–
South Africa	–	1	–	–	2	–
Australia	2.156	943	-56,28	27.741	14.720	-46,94
New Zealand	22	2	-89,56	115	69	-39,84
Vanuatu	–	2	–	–	20	–
Fiji	41	–	–	2.458	–	–
Solomon Islands	179	92	-48,66	3.781	1.764	-53,33
East Timor	222.470	331.970	49,22	785.404	725.272	-7,66
United States	617.868	648.405	4,94	9.070.724	7.640.400	-15,77
Canada	10.417	964	-90,74	46.545	20.047	-56,93
Mexico	2.276	7.596	233,66	92.854	192.293	107,09
Guatemala	1.127	13.300	1.079,68	15.026	179.700	1.095,89
Honduras	879	1	-99,91	10.867	22	-99,80
Nicaragua	–	6	–	–	22	–
Panama	1	40	4.517,24	42	224	428,50
Chile	41	72	75,04	413	245	-40,65
Argentina	34.052	62.990	84,98	400.321	844.086	110,85
Brazil	2.834.302	3.886.939	37,14	35.645.568	47.094.290	32,12
Colombia	1.947.021	3.515.460	80,56	18.854.341	33.005.283	75,05
Bolivia	16	–	–	85	–	–
Uruguay	506	684	35,02	6.604	7.565	14,55
Paraguay	–	906	–	–	11.366	–
Ecuador	77	151	96,86	1.548	2.416	56,05

https://www.bps.go.id

Lanjutan Tabel 3.6

Komoditas/Negara Tujuan	Berat Bersih (kg)		Perub	Nilai FOB (US$)		Perub
	Jan–Jun 2023	Jan–Jun 2024	%	Jan–Jun 2023	Jan–Jun 2024	%
(1)	(2)	(3)	(4)	(5)	(6)	(7)
Peru	153	9.155	5.865,17	1.731	31.814	1.737,93
Trinidad and Tobago	12	–	–	30	–	–
El Salvador	65	–	–	849	–	–
Costa Rica	–	9	–	–	23	–
Barbados	–	6	–	–	10	–
Bermuda	85	800	842,51	1.968	3.730	89,50
United Kingdom	54.405	40.530	-25,50	603.264	345.478	-42,73
Netherlands	68.493	173.965	153,99	1.297.512	2.680.475	106,59
France	3.114.297	3.370.551	8,23	46.835.295	45.419.198	-3,02
Germany, Fed. Rep. of	69.381	6.227	-91,02	625.647	112.143	-82,08
Norway	–	86	–	–	3.915	–
Sweden	1	–	–	11	–	–
Italy	98.440	64.434	-34,55	1.409.566	898.683	-36,24
Spain	8.866	1.473	-83,39	19.072	12.193	-36,07
Greece	32.531	41.615	27,92	479.042	506.034	5,63
Poland	10.335	11.826	14,43	378.132	378.772	0,17
Kyrgyzstan	24	–	–	222	–	–
Malta	132	–	–	4.473	–	–
Sepeda Motor Roda Dua dan Tiga	**52.525.592**	**46.535.445**	**-11,40**	**624.158.507**	**523.238.314**	**-16,17**
Japan	1.067.314	680.129	-36,28	17.227.891	10.024.323	-41,81
Hong Kong	31.685	25.645	-19,06	501.821	366.127	-27,04
Korea, Republic of	1.249.306	851.044	-31,88	16.828.151	11.169.326	-33,63
Taiwan	264.574	184.809	-30,15	3.941.233	2.722.669	-30,92
China	3.302.345	658.780	-80,05	45.665.657	9.408.965	-79,40
Papua New Guinea	–	1.821	–	–	20.010	–
Thailand	4.449.873	2.895.703	-34,93	57.776.560	35.981.162	-37,72
Singapore	336.824	366.863	8,92	5.133.970	5.284.077	2,92
Philippines	21.170.779	14.141.708	-33,20	225.891.096	164.721.982	-27,08
Malaysia	378.913	99.655	-73,70	4.566.394	2.315.431	-49,29
Myanmar	39.420	110.158	179,45	178.635	532.296	197,98
Cambodia	331.647	1.151.354	247,16	3.816.979	10.245.590	168,42
Brunei Darussalam	2.393	–	–	43.850	–	–
Lao People'S Dem. Rep.	7.556	–	–	50.100	–	–
Nepal	15.975	–	–	269.748	–	–
Viet Nam	3.306.140	5.657.671	71,13	43.744.499	69.223.107	58,24
Maldives	67.387	48.271	-28,37	718.787	537.440	-25,23
India	3.408	63.849	1.773,49	60.266	1.099.892	1.725,07
Bangladesh	314.025	240.438	-23,43	4.997.480	3.654.341	-26,88
Sri Lanka	144	–	–	800	–	–
Iran (Islamic Republic of)	1.521.699	500.152	-67,13	25.744.979	9.135.750	-64,51
Saudi Arabia	7.049	–	–	79.510	–	–
Jordan	20.752	26.296	26,72	246.461	339.024	37,56
Lebanon	362.135	160.186	-55,77	5.463.483	2.278.606	-58,29
Turkey	14.088	25.072	77,97	236.916	465.800	96,61
United Arab Emirates	538.880	90.265	-83,25	9.940.089	1.153.350	-88,40
Cyprus	–	290	–	–	837	–
Libyan Arab Jamahiriya	90.335	153.181	69,57	1.048.395	1.733.187	65,32
Tanzania, United Rep. of	98.416	193.903	97,03	241.867	438.800	81,42
Madagascar	381	683	79,11	5.940	11.545	94,36
Kenya	–	21.088	–	–	113.332	–
Togo	1.725.228	3.115.102	80,56	18.138.373	31.408.443	73,16
Ghana	66.571	384.884	478,16	499.570	2.293.085	359,01
Liberia	73.525	93.149	26,69	400.060	566.220	41,53
Guinea	1.310.988	2.264.570	72,74	6.960.780	12.290.110	76,56
Angola	22.529	45.058	100,00	116.230	234.430	101,69
Congo	32.489	164.181	405,34	193.855	846.075	336,45
Cameroon	9.300	8.702	-6,43	43.875	41.800	-4,73
Nigeria	767.385	1.393.649	81,61	3.933.360	7.072.203	79,80
Sierra Leone	77.760	97.245	25,06	448.000	563.000	25,67
Cote D'Ivoire	11.040	5.211	-52,80	97.800	32.598	-66,67
Senegal	19.676	20.201	2,67	111.570	112.500	0,83
Mauritania	–	8.632	–	–	53.070	–
Mali	601.697	484.681	-19,45	3.308.505	2.692.000	-18,63
Benin	122.978	146.759	19,34	618.390	787.860	27,41
Burkina Faso	490.978	449.289	-8,49	3.042.920	2.735.676	-10,10
Guinea Bissau	19.839	–	–	106.010	–	–
Gambia	38.880	102.414	163,41	219.200	541.410	146,99
Central African Republic	–	21.133	–	–	111.746	–
Niger	19.928	–	–	118.120	–	–
South Africa	5.008	–	–	64.816	–	–
Mauritius	6.661	11.445	71,82	118.200	244.570	106,91
Democratic Rep. of the Congo	63.258	–	–	343.186	–	–
Australia	290.672	229.957	-20,89	4.432.043	3.527.441	-20,41
New Zealand	30.698	24.330	-20,74	478.862	371.700	-22,38
New Caledonia	5.792	4.224	-27,07	76.192	53.184	-30,20
Cook Islands	35.184	11.040	-68,62	327.204	96.120	-70,62
East Timor	1.108.076	1.652.199	49,11	10.261.100	14.486.155	41,18

https://www.bps.go.id

Komoditas/Negara Tujuan	Berat Bersih (kg)		Perub	Nilai FOB (US$)		Perub
	Jan–Jun 2023	Jan–Jun 2024	%	Jan–Jun 2023	Jan–Jun 2024	%
(1)	(2)	(3)	(4)	(5)	(6)	(7)
United States	1.794.972	1.488.622	-17,07	30.126.680	23.592.435	-21,69
Canada	135.440	105.826	-21,86	2.198.564	1.697.999	-22,77
Mexico	170.169	248.958	46,30	2.155.467	2.986.888	38,57
Guatemala	65.438	140.131	114,14	617.580	1.392.053	125,40
Honduras	36.635	193.146	427,22	328.713	1.743.548	430,42
Nicaragua	43.839	67.547	54,08	323.840	663.102	104,76
Panama	–	7.544	–	–	99.676	–
Chile	38.584	53.222	37,94	628.520	647.625	3,04
Argentina	–	2.402	–	–	9.810	–
Colombia	684.662	967.604	41,33	5.503.072	5.441.613	-1,12
Bolivia	10.742	–	–	59.945	–	–
Uruguay	42.966	49.566	15,36	202.740	316.320	56,02
Paraguay	6.600	68.610	939,55	112.680	393.600	249,31
Ecuador	12.120	21.120	74,26	164.760	234.880	42,56
Peru	45.568	35.256	-22,63	688.464	451.080	-34,48
Guyana	–	9.024	–	–	128.973	–
Puerto Rico	–	12.560	–	–	167.400	–
Dominican Republic	5.820	2.964	-49,07	69.000	40.260	-41,65
El Salvador	–	6.600	–	–	108.000	–
Costa Rica	9.940	28.616	187,89	165.740	430.522	159,76
Bermuda	34.761	42.916	23,46	493.620	487.372	-1,27
French Polynesia	12.808	13.677	6,79	224.939	233.697	3,89
Guadeloupe	10.560	–	–	133.960	–	–
Sint Maarten (Dutch Part)	–	3.800	–	–	35.480	–
United Kingdom	65.553	30.836	-52,96	1.101.171	564.736	-48,71
Netherlands	421.106	98.390	-76,64	8.730.436	1.838.805	-78,94
France	1.463.549	1.892.327	29,30	21.318.548	28.025.504	31,46
Germany, Fed. Rep. of	318.847	439.544	37,85	4.673.448	7.648.382	63,66
Austria	25.192	–	–	394.593	–	–
Belgium	6.736	14.588	116,57	124.318	266.846	114,65
Switzerland	54.912	59.584	8,51	697.216	790.060	13,32
Norway	800	2.096	162,00	2.354	39.632	1.583,78
Sweden	74	–	–	1.980	–	–
Ireland	–	2.600	–	–	47.020	–
Italy	204.285	237.646	16,33	2.716.318	3.923.694	44,45
Spain	593.364	745.812	25,69	7.706.916	10.049.450	30,40
Portugal	9.884	2.600	-73,69	158.596	43.952	-72,29
Greece	164.254	332.654	102,52	2.067.854	4.201.559	103,18
Hungary	–	4.696	–	–	86.706	–
Poland	37.264	4.430	-88,11	514.054	81.204	-84,20
Romania	200	–	–	1.770	–	–
Bulgaria	125	–	–	1.450	–	–
Ukraine	4.200	–	–	64.050	–	–
Malta	23.208	3.918	-83,12	303.408	72.824	-76,00
Slovenia	896	–	–	6.395	–	–
Czech Republic	105	75	-28,57	2.310	1.216	-47,36
Russia Federation	19.836	6.872	-65,36	493.260	116.024	-76,48
Kapal Laut dan Sejenisnya	**126.892.866**	**148.599.381**	**17,11**	**489.139.988**	**411.424.727**	**-15,89**
Japan	–	974.047	–	–	21.021.000	–
Hong Kong	–	76.008	–	–	2.700.005	–
Korea, Republic of	–	150.000	–	–	3.475.000	–
Taiwan	1.953.000	348.000	-82,18	38.880.000	22.350.962	-42,51
China	82	3	-96,44	250	77	-69,25
Papua New Guinea	–	10	–	–	510	–
Thailand	100.290	34.132	-65,97	881.600	384.443	-56,39
Singapore	28.548.082	57.090.008	99,98	102.263.167	110.259.619	7,82
Philippines	–	2.952.002	–	–	6.551.000	–
Malaysia	2.847.991	7.226.844	153,75	5.058.655	24.889.640	392,02
Myanmar	317	–	–	5.054	–	–
Brunei Darussalam	–	12.012.000	–	–	18.932.163	–
Viet Nam	–	6.044.000	–	–	3.500.000	–
Maldives	–	12.000	–	–	6.200	–
India	1.979.038	18.114.170	815,30	903.055	1.806.464	100,04
Pakistan	–	8	–	–	1.627	–
Bangladesh	4.931.000	13.836.904	180,61	3.395.949	9.171.908	170,08
Sri Lanka	–	82	–	–	1.750	–
Oman	1.000	–	–	40.000	–	–
Turkey	2.000	–	–	100.000	–	–
United Arab Emirates	948.746	1.529.000	61,16	3.340.945	325.513	-90,26
Qatar	41.676.952	22.368.970	-46,33	196.812.711	160.198.006	-18,60
Bahrain	–	1.562.000	–	–	4.300.000	–
Tanzania, United Rep. of	196.651	150.000	-23,72	68.190	1.064.000	1.460,35
Kenya	–	639	–	–	206.554	–
Mauritania	–	304.856	–	–	1.744.452	–
Mauritius	13.240	–	–	106.825	–	–
Australia	6.314.103	2.798.395	-55,68	13.830.770	8.573.212	-38,01
East Timor	1.599	10.145	534,62	2.027	54.337	2.581,18

https://www.bps.go.id

Lanjutan Tabel 3.6

Komoditas/Negara Tujuan	Berat Bersih (kg)		Perub	Nilai FOB (US$)		Perub
	Jan–Jun 2023	Jan–Jun 2024	%	Jan–Jun 2023	Jan–Jun 2024	%
(1)	(2)	(3)	(4)	(5)	(6)	(7)
United States	–	447	–	–	22.290	–
Mexico	713.800	6.345	-99,11	4.653.021	32.000	-99,31
United Kingdom	36.662.673	998.266	-97,28	118.666.206	9.804.946	-91,74
Netherlands	225	–	–	263	–	–
France	1.051	–	–	48.000	–	–
Germany, Fed. Rep. of	972	–	–	80.000	–	–
Ireland	–	101	–	–	47.050	–
Czech Republic	55	–	–	3.300	–	–
Pesawat Udara dan Bagiannya	**444.901**	**902.936**	**102,95**	**60.516.854**	**241.463.212**	**299,00**
Japan	–	1.688	–	–	232.089	–
Hong Kong	374	36.283	9.613,73	180.194	3.189.763	1.670,18
Korea, Republic of	2.135	9.318	336,49	4.121.391	17.350.686	320,99
Taiwan	445	11.249	2.426,32	45.485	1.003.464	2.106,16
China	58.108	19.665	-66,16	596.740	3.486.492	484,26
Papua New Guinea	9	239	2.486,10	129	5.813	4.405,39
Thailand	11.351	196.439	1.630,54	12.424.473	6.174.395	-50,30
Singapore	66.085	150.959	128,43	7.702.676	34.630.579	349,59
Philippines	1.662	17.578	957,61	431.148	8.254.771	1.814,60
Malaysia	16.617	43.385	161,08	7.600.204	16.385.389	115,59
Myanmar	–	34	–	–	3	–
Cambodia	6	276	4.582,47	2.199	46.059	1.994,91
Brunei Darussalam	–	564	–	–	4.865	–
Lao People'S Dem. Rep.	–	155	–	–	20.290	–
Nepal	9	13	40,33	512	37.283	7.177,60
Viet Nam	690	6.683	868,00	37.843	8.402.122	22.102,39
Maldives	7	37	428,57	1.690	22.510	1.231,95
India	7.469	13.723	83,73	1.812.197	1.688.012	-6,85
Pakistan	64	7.099	10.984,48	101.141	1.361.278	1.245,92
Bangladesh	13	33	153,85	79	105.413	133.334,56
Sri Lanka	–	366	–	–	13.583	–
Iraq	–	149	–	–	2.066.943	–
Iran (Islamic Republic of)	114.223	49.439	-56,72	88.623	23.104	-73,93
Saudi Arabia	–	3.360	–	–	514.494	–
Kuwait	–	3	–	–	500	–
Jordan	–	4	–	–	30.731	–
Lebanon	240	–	–	156	–	–
Oman	19	4.070	21.323,26	277	650.537	234.393,70
Turkey	531	24.960	4.601,02	49.071	15.128.106	30.728,79
United Arab Emirates	1.920	7.859	309,45	268.143	4.992.986	1.762,06
Qatar	24	398	1.558,39	2.009	19.500	870,58
Egypt	–	2	–	–	2.100	–
Tunisia	7.530	–	–	20.687	–	–
Kenya	9	1.451	16.016,67	1.826	45.700	2.402,44
Angola	–	13	–	–	17.995	–
Nigeria	–	6.571	–	–	534.693	–
Senegal	–	11	–	–	2.010.030	–
Mali	40	–	–	9.500	–	–
South Africa	1	264	40.469,23	2.000	9.891	394,55
Zimbabwe	–	2	–	–	240	–
Australia	5.895	3.914	-33,61	468.359	577.997	23,41
New Zealand	43	–	–	5.000	–	–
Fiji	–	627	–	–	5.096.639	–
East Timor	555	955	72,05	2.212	13.055	490,14
United States	111.660	104.707	-6,23	13.141.688	44.936.649	241,94
Canada	383	9.098	2.276,95	307.151	749.311	143,96
Mexico	4	4	18,58	322	2.875	793,07
Panama	8	22	190,28	130	6.602	4.972,49
Brazil	1.500	759	-49,41	5.530	35.249	537,41
Puerto Rico	–	573	–	–	22.654	–
San Marino	–	6	–	–	48.213	–
United Kingdom	21.960	54.413	147,78	4.821.796	10.784.012	123,65
Netherlands	921	12.068	1.211,00	62.905	1.676.476	2.565,10
France	10.504	54.203	416,03	5.652.286	32.745.277	479,33
Germany, Fed. Rep. of	107	11.753	10.844,54	37.050	4.216.102	11.279,52
Austria	–	353	–	–	15.925	–
Belgium	410	12.157	2.865,12	40.000	2.004.019	4.910,05
Switzerland	–	48	–	–	2.310	–
Luxembourg	–	12	–	–	500	–
Denmark	–	105	–	–	5.992	–
Norway	–	1.070	–	–	30.498	–
Sweden	200	6	-97,00	1.999	9.200	360,23
Ireland	221	8.682	3.837,37	1.427	6.278.803	439.841,66
Italy	54	3.029	5.519,39	19.865	82.727	316,44
Spain	400	1.993	397,88	184.558	107.781	-41,60
Portugal	–	282	–	–	6.995	–
Iceland	–	716	–	–	93.961	–
Greece	–	9	–	–	89.522	–

https://www.bps.go.id

Komoditas/Negara Tujuan	Berat Bersih (kg)		Perub	Nilai FOB (US$)		Perub
	Jan–Jun 2023	Jan–Jun 2024	%	Jan–Jun 2023	Jan–Jun 2024	%
(1)	(2)	(3)	(4)	(5)	(6)	(7)
Poland	489	5.822	1.091,16	263.534	3.220.912	1.122,20
Romania	–	1	–	–	5.950	–
Bulgaria	–	6	–	–	1.916	–
Azerbaijan	–	307	–	–	4.491	–
Kazakhstan	–	1	–	–	2.054	–
Kyrgyzstan	–	1	–	–	3.177	–
Moldova, Republic of	7	518	7.296,74	146	80.067	54.609,35
Uzbekistan	–	5	–	–	12.084	–
Lithuania	–	143	–	–	6.744	–
Estonia	–	11	–	–	1.500	–
Malta	–	3	–	–	12.000	–
Slovakia	–	1	–	–	1.122	–
Czech Republic	–	12	–	–	7.640	–
Russia Federation	–	165	–	–	1.300	–
Serbia	~0	35	10.410,51	500	500	0,00
Suku Cadang Sepeda dan Sejenisnya	**7.122.761**	**5.709.990**	**-19,83**	**81.812.081**	**66.679.248**	**-18,50**
Japan	400.792	531.701	32,66	3.956.592	5.173.426	30,75
Hong Kong	16	4	-73,95	202	5.726	2.736,57
Korea, Republic of	47	14	-70,61	2.448	1.147	-53,14
Taiwan	4.032	1.692	-58,03	25.254	14.560	-42,35
China	66.899	41.874	-37,41	2.596.897	883.929	-65,96
Papua New Guinea	–	15	–	–	23	–
Thailand	15.835	6.706	-57,65	155.447	68.649	-55,84
Singapore	6.159.021	4.202.313	-31,77	72.084.136	52.162.881	-27,64
Philippines	7.957	498.584	6.165,92	70.816	6.043.392	8.433,89
Malaysia	104.233	158.447	52,01	375.127	305.233	-18,63
Cambodia	4	36	792,40	153	641	318,34
Brunei Darussalam	–	1	–	–	150	–
Nepal	16	–	–	200	–	–
Bhutan	–	18	–	–	287	–
Viet Nam	15.072	30.393	101,66	182.609	505.178	176,64
India	5.551	17.746	219,70	32.967	90.539	174,64
Bangladesh	39.490	405	-98,98	124.376	1.289	-98,96
Iran (Islamic Republic of)	–	1.413	–	–	41.511	–
Israel	348	174	-49,95	21.106	5.352	-74,64
Kuwait	10	–	–	21	–	–
Lebanon	80	1.092	1.264,64	560	15.256	2.624,23
Turkey	5.626	–	–	41.371	–	–
United Arab Emirates	119	485	307,26	14.616	28.858	97,44
Libyan Arab Jamahiriya	–	76	–	–	143	–
Morocco	–	14.000	–	–	38.000	–
Tanzania, United Rep. of	3.450	3.756	8,87	765	1.650	115,62
Kenya	–	200	–	–	1.377	–
Togo	10.340	–	–	7.404	–	–
Nigeria	131	36	-72,89	17.904	8.791	-50,90
Senegal	320	350	9,38	242	220	-9,14
Burkina Faso	1.483	–	–	11.516	–	–
South Africa	1	–	–	224	–	–
Australia	10.889	305	-97,20	241.202	30.663	-87,29
New Zealand	41	36	-13,88	1.665	1.378	-17,22
East Timor	28.523	51.070	79,05	52.706	77.671	47,37
United States	1.755	3.521	100,56	97.304	129.438	33,02
Canada	620	1.232	98,70	26.933	61.045	126,65
Mexico	315	–	–	12.302	–	–
Guatemala	–	7	–	–	1.093	–
Chile	134	1	-99,26	9.777	153	-98,43
Brazil	5.789	6.271	8,33	28.892	31.300	8,33
Colombia	20.901	22	-99,89	240.858	493	-99,80
Ecuador	31	–	–	2.248	–	–
Peru	43	–	–	2.030	–	–
Bermuda	1.955	–	–	14.051	–	–
French Polynesia	–	125	–	–	2.450	–
United Kingdom	587	863	46,95	46.742	41.340	-11,56
Netherlands	124.541	93.535	-24,90	687.032	576.551	-16,08
France	10	86	807,01	575	2.883	401,01
Germany, Fed. Rep. of	45	174	290,18	2.472	7.143	188,95
Austria	39	1	-97,62	4.004	60	-98,50
Switzerland	28	–	–	494	–	–
Monaco	324	–	–	7.056	–	–
Denmark	6.701	7.842	17,03	33.724	44.863	33,03
Norway	50	–	–	8.397	–	–
Sweden	570	–	–	9.590	–	–
Finland	406	5	-98,87	788	233	-70,49
Ireland	–	~0	–	–	51	–
Italy	14.979	–	–	72.993	–	–
Spain	–	5.368	–	–	13.972	–
Portugal	1.915	–	–	43.023	–	–

https://www.bps.go.id

Lanjutan Tabel 3.6

Komoditas/Negara Tujuan	Berat Bersih (kg)		Perub	Nilai FOB (US$)		Perub
	Jan–Jun 2023	Jan–Jun 2024	%	Jan–Jun 2023	Jan–Jun 2024	%
(1)	(2)	(3)	(4)	(5)	(6)	(7)
Greece	10.164	5.299	-47,87	175.096	105.453	-39,77
Hungary	7.982	12.730	59,48	48.931	50.357	2,91
Poland	29.920	584	-98,05	138.800	29.479	-78,76
Romania	–	2.870	–	–	11.320	–
Bulgaria	2.319	–	–	18.159	–	–
Ukraine	12	~0	-99,60	643	1	-99,84
Latvia	–	1.217	–	–	12.784	–
Estonia	376	51	-86,42	1.833	435	-76,27
Slovakia	134	5.234	3.816,14	20.070	48.406	141,18
Slovenia	9.792	–	–	38.736	–	–
Russia Federation	–	10	–	–	25	–
Sepeda dan Sejenisnya	**2.832.901**	**3.156.318**	**11,42**	**67.619.213**	**55.732.679**	**-17,58**
Japan	148.937	35.898	-75,90	2.382.688	413.634	-82,64
Hong Kong	392	13	-96,76	21.482	834	-96,12
Korea, Republic of	3.310	–	–	308.808	–	–
Taiwan	142	135	-5,00	5.816	5.113	-12,09
China	23.339	22.769	-2,44	884.591	684.003	-22,68
Mongolia	1.760	–	–	49.518	–	–
Thailand	1.443	–	–	24.111	–	–
Singapore	8.547	7.388	-13,56	213.859	181.617	-15,08
Philippines	5.465	1.235	-77,40	91.348	30.420	-66,70
Malaysia	13.279	7.961	-40,05	297.564	240.694	-19,11
Myanmar	–	269	–	–	8.054	–
Nepal	1.836	–	–	6.960	–	–
Bhutan	–	1.067	–	–	16.649	–
Viet Nam	5.103	336	-93,43	137.734	18.590	-86,50
Maldives	–	560	–	–	2.109	–
India	10.840	12.896	18,97	249.176	158.696	-36,31
Sri Lanka	276	118	-57,38	4.935	383	-92,23
Saudi Arabia	50	18.171	36.241,40	1.950	63.825	3.173,08
Israel	10.832	35.268	225,59	227.834	581.037	155,03
United Arab Emirates	2.915	1.865	-36,03	233.413	148.321	-36,46
Qatar	–	53	–	–	170	–
Libyan Arab Jamahiriya	–	347	–	–	1.120	–
Tanzania, United Rep. of	–	275	–	–	735	–
Togo	24	–	–	109	–	–
Nigeria	–	60	–	–	218	–
Senegal	15	–	–	170	–	–
South Africa	1.264	–	–	50.072	–	–
Australia	60.224	36.130	-40,01	2.594.016	1.500.535	-42,15
New Zealand	6.718	19.358	188,15	312.407	482.596	54,48
Fiji	–	704	–	–	10.495	–
East Timor	36.777	19.585	-46,75	112.261	39.017	-65,24
United States	659.985	475.165	-28,00	23.864.430	12.954.068	-45,72
Canada	55.559	60.682	9,22	2.624.528	2.166.846	-17,44
Mexico	4.610	2.378	-48,41	208.836	117.816	-43,58
Guatemala	1.001	–	–	73.207	–	–
Chile	4.625	5.652	22,20	246.923	188.286	-23,75
Argentina	589	–	–	7.500	–	–
Brazil	–	15	–	–	1.308	–
Uruguay	–	3.691	–	–	57.464	–
Ecuador	2.799	138	-95,08	188.542	9.770	-94,82
Peru	1.411	619	-56,09	96.909	30.896	-68,12
Greenland	2.889	–	–	53.939	–	–
United Kingdom	268.186	698.048	160,28	6.137.002	10.984.167	78,98
Netherlands	113.299	87.038	-23,18	5.300.347	4.522.317	-14,68
France	91	–	–	496	–	–
Germany, Fed. Rep. of	98.027	121.936	24,39	1.665.630	1.935.651	16,21
Austria	165.285	8.010	-95,15	3.241.497	336.542	-89,62
Belgium	–	~0	–	–	~0	–
Switzerland	1.205	–	–	219.665	–	–
Monaco	20.835	–	–	544.854	–	–
Denmark	384.823	721.838	87,58	4.891.102	7.513.628	53,62
Norway	96.813	182.547	88,56	1.609.129	2.329.539	44,77
Sweden	283.768	416.412	46,74	3.285.394	4.956.016	50,85
Finland	86.090	2.034	-97,64	1.054.267	71.532	-93,22
Spain	6.526	20	-99,69	99.984	~0	-100,00
Portugal	–	90	–	–	120	–
Poland	93.299	25.642	-72,52	2.054.595	890.838	-56,64
Kazakhstan	–	1.176	–	–	35.025	–
Ukraine	9.936	11.481	15,56	200.131	250.965	25,40
Estonia	14.372	48.908	240,29	132.105	427.780	223,82
Croatia	3.386	3.324	-1,81	60.814	57.127	-6,06
Slovakia	6.605	6.180	-6,44	333.998	338.692	1,41
Slovenia	75.239	33.150	-55,94	854.257	470.530	-44,92
Czech Republic	28.161	926	-96,71	358.307	25.632	-92,85
Russia Federation	–	16.757	–	–	471.260	–

https://www.bps.go.id

Komoditas/Negara Tujuan	Berat Bersih (kg)		Perub	Nilai FOB (US$)		Perub
	Jan–Jun 2023	Jan–Jun 2024	%	Jan–Jun 2023	Jan–Jun 2024	%
(1)	(2)	(3)	(4)	(5)	(6)	(7)
Kendaraan Tempur dan Bagiannya	**533.866.949**	**357**	**-100,00**	**33.052.420**	**125.317**	**-99,62**
China	–	350	–	–	12.000	–
Thailand	2	–	–	1.408	–	–
Singapore	533.850.000	–	–	30.906.856	–	–
United States	948	–	–	1.944.156	–	–
Italy	–	7	–	–	113.317	–
Slovenia	16.000	–	–	200.000	–	–
Lokomotif dan Gerbong Kereta Serta	**5.341.649**	**3.354.617**	**-37,20**	**18.927.647**	**12.752.981**	**-32,62**
Japan	41	–	–	9.398	–	–
Hong Kong	–	416	–	–	7.600	–
Taiwan	97	–	–	358	–	–
China	4.217	233.536	5.437,44	102.332	722.929	606,46
Thailand	–	6	–	–	21	–
Singapore	5.056	18.646	268,80	70.291	493.909	602,66
India	~0	–	–	343	–	–
Ghana	1.225	–	–	19.400	–	–
Nigeria	–	1.258	–	–	20.176	–
Mauritania	–	421.476	–	–	669.375	–
Australia	8.402	19.580	133,05	155.082	381.176	145,79
New Zealand	2.269.300	1.320.253	-41,82	10.258.213	6.337.792	-38,22
Fiji	5	–	–	536	–	–
East Timor	–	5.028	–	–	10.286	–
United States	1.875.087	782.214	-58,28	6.465.745	3.222.505	-50,16
Mexico	1.145.985	552.022	-51,83	1.840.710	883.410	-52,01
United Kingdom	–	145	–	–	3.061	–
Netherlands	32.227	–	–	5.150	–	–
France	5	–	–	90	–	–
Italy	–	36	–	–	740	–
Perahu Layar dan Sejenisnya	**164.570**	**34.330**	**-79,14**	**2.591.580**	**500.044**	**-80,71**
Japan	–	6.572	–	–	83.985	–
Taiwan	–	4	–	–	42	–
China	77	–	–	2.367	–	–
Papua New Guinea	–	15	–	–	517	–
Thailand	120	–	–	5.960	–	–
Singapore	15.719	7.745	-50,73	427.694	95.867	-77,59
Saudi Arabia	–	188	–	–	9.345	–
Australia	7.915	3.052	-61,45	147.479	72.597	-50,77
Solomon Islands	–	80	–	–	200	–
East Timor	3.175	1.400	-55,91	27.320	3.686	-86,51
United States	99.119	5.625	-94,32	1.094.154	138.026	-87,39
Canada	13.345	–	–	288.867	–	–
United Kingdom	533	–	–	19.987	–	–
Netherlands	700	1.000	42,86	38.646	23.925	-38,09
France	–	500	–	–	18.690	–
Germany, Fed. Rep. of	14.167	–	–	370.206	–	–
Italy	5.600	7.450	33,04	26.400	33.000	25,00
Spain	–	700	–	–	20.164	–
Portugal	4.100	–	–	142.500	–	–
Alat Angkutan Lainnya	**279.665**	**332.475**	**18,88**	**601.257**	**500.230**	**-16,80**
Japan	4.085	676	-83,46	13.682	4.390	-67,91
Hong Kong	–	70	–	–	175	–
Korea, Republic of	4.840	26	-99,46	78.567	355	-99,55
Taiwan	37	24	-35,70	535	335	-37,43
China	3.222	177	-94,51	48.583	2.531	-94,79
Papua New Guinea	20	3.041	15.105,00	42	4.900	11.450,44
Thailand	1.241	102.427	8.156,78	1.021	86.133	8.336,52
Singapore	396	5.827	1.369,99	1.234	54.045	4.278,70
Philippines	5.002	10.062	101,15	4.536	3.479	-23,31
Malaysia	34.888	15.286	-56,19	49.647	21.723	-56,25
Cambodia	–	50	–	–	125	–
Viet Nam	190	207	8,91	1.000	315	-68,50
Maldives	541	22	-95,91	1.548	215	-86,11
Sri Lanka	476	10	-97,90	1.836	41	-97,78
Saudi Arabia	–	85	–	–	3.241	–
Oman	50.700	–	–	72.930	–	–
United Arab Emirates	164.344	153.829	-6,40	236.865	253.720	7,12
Qatar	22	–	–	45	–	–
Bahrain	21	–	–	400	–	–
Nigeria	192	–	–	15.510	–	–
Uganda	–	432	–	–	600	–
South Africa	13	–	–	594	–	–
Australia	1.830	4.060	121,88	19.959	28.717	43,88
East Timor	6.114	32.664	434,22	32.325	8.473	-73,79
United States	189	402	112,46	2.762	4.813	74,26

https://www.bps.go.id

Lanjutan Tabel 3.6

Komoditas/Negara Tujuan	Berat Bersih (kg)		Perub	Nilai FOB (US$)		Perub
	Jan–Jun 2023	Jan–Jun 2024	%	Jan–Jun 2023	Jan–Jun 2024	%
(1)	(2)	(3)	(4)	(5)	(6)	(7)
Mexico	413	102	-75,23	6.199	1.347	-78,26
Brazil	–	16	–	–	232	–
United Kingdom	79	71	-10,00	1.150	1.042	-9,37
Netherlands	–	220	–	–	550	–
France	174	309	78,00	2.553	4.202	64,61
Germany, Fed. Rep. of	236	380	60,95	3.458	4.532	31,05
Austria	400	–	–	4.275	–	–
Ireland	–	2.000	–	–	10.000	–
Suku Cadang Alat Angkutan Lainnya	**30.477**	**35.898**	**17,79**	**257.503**	**210.268**	**-18,34**
Japan	710	–	–	10.522	–	–
Hong Kong	–	3.552	–	–	92.924	–
China	18	4	-78,02	129	30	-76,95
Mongolia	1.999	3	-99,85	150.020	555	-99,63
Thailand	–	525	–	–	8.000	–
Singapore	70	1.771	2.436,89	1.467	39.809	2.612,88
Philippines	2	–	–	84	–	–
Malaysia	158	6.300	3.891,64	2.153	6.110	183,73
Viet Nam	35	197	463,07	12	300	2.319,35
India	92	–	–	1.849	–	–
Pakistan	–	35	–	–	466	–
Togo	–	4.560	–	–	1.800	–
Australia	25.964	17.969	-30,79	88.142	59.778	-32,18
East Timor	1.390	957	-31,14	688	290	-57,82
United States	40	–	–	2.438	–	–
Costa Rica	–	24	–	–	207	–
Furnitur dari Kayu	**185.663.405**	**171.590.164**	**-7,58**	**741.081.873**	**719.772.453**	**-2,88**
Japan	22.715.887	19.823.795	-12,73	53.066.577	46.112.587	-13,10
Hong Kong	108.731	112.240	3,23	659.167	602.022	-8,67
Korea, Republic of	2.388.923	2.200.796	-7,87	8.033.008	7.233.831	-9,95
Taiwan	4.370.143	4.329.530	-0,93	9.731.944	10.963.052	12,65
China	2.139.342	2.968.552	38,76	4.656.306	5.485.297	17,80
Macau	1.636	1.132	-30,81	41.070	69.891	70,18
Papua New Guinea	82	4.895	5.837,44	1.002	32.266	3.121,68
Thailand	348.366	428.980	23,14	1.244.348	1.364.305	9,64
Singapore	1.546.135	709.269	-54,13	3.904.038	2.795.175	-28,40
Philippines	610.111	408.322	-33,07	1.215.055	802.929	-33,92
Malaysia	4.696.296	4.575.347	-2,58	8.939.143	6.533.565	-26,91
Cambodia	8.294	5.910	-28,74	17.756	9.289	-47,68
Brunei Darussalam	167.234	201.428	20,45	175.813	339.309	92,99
Nepal	–	8.915	–	–	26.597	–
Viet Nam	92.920	32.201	-65,35	469.434	112.699	-75,99
Maldives	554.462	414.263	-25,29	3.700.504	2.302.969	-37,77
India	1.025.465	875.811	-14,59	3.310.692	2.328.482	-29,67
Bangladesh	3.611	378	-89,53	28.971	12.202	-57,88
Sri Lanka	17.156	59.401	246,24	167.081	55.992	-66,49
Iraq	56.517	53.619	-5,13	417.709	143.332	-65,69
Iran (Islamic Republic of)	–	7.324	–	–	6.267	–
Saudi Arabia	593.466	612.153	3,15	2.590.180	6.369.554	145,91
Israel	479.429	452.705	-5,57	2.125.995	1.833.337	-13,77
Kuwait	95.045	110.856	16,64	268.906	227.528	-15,39
Jordan	32.066	20.763	-35,25	114.403	111.983	-2,12
Lebanon	26.449	37.208	40,68	68.996	109.543	58,77
Yemen	300	–	–	3.658	–	–
Oman	53.320	61.268	14,90	130.158	222.276	70,77
Turkey	518.425	680.482	31,26	3.231.992	4.131.638	27,84
United Arab Emirates	1.027.795	913.699	-11,10	5.738.145	4.944.581	-13,83
Qatar	69.300	91.612	32,20	783.812	910.427	16,15
Bahrain	29.169	38.651	32,51	257.341	353.543	37,38
Cyprus	68.255	130.933	91,83	370.013	565.088	52,72
Egypt	1.308	7.863	500,96	34.112	34.623	1,50
Libyan Arab Jamahiriya	–	24.954	–	–	106.471	–
Morocco	37.707	31.565	-16,29	107.000	323.615	202,44
Tunisia	–	9.728	–	–	54.503	–
Sudan	15.214	–	–	5.100	–	–
Namibia	6.569	14.708	123,91	33.161	53.560	61,51
Tanzania, United Rep. of	23.408	83.041	254,76	100.467	634.470	531,52
Madagascar	17.845	4.900	-72,54	180.923	6.481	-96,42
Somalia	869	–	–	1.480	–	–
Kenya	21.013	4.979	-76,30	91.570	31.278	-65,84
Reunion	414.054	380.576	-8,09	1.203.556	1.090.102	-9,43
Mozambique	16.317	6.675	-59,09	17.601	33.700	91,47
Botswana	1.337	–	–	14.918	–	–
Equatorial Guinea	–	4.782	–	–	25.150	–
Togo	22.900	–	–	42.682	–	–
Ghana	1.685	14.749	775,39	6.861	188.426	2.646,40
Guinea	245	–	–	1.120	–	–

https://www.bps.go.id

Komoditas/Negara Tujuan	Berat Bersih (kg)		Perub	Nilai FOB (US$)		Perub
	Jan–Jun 2023	Jan–Jun 2024	%	Jan–Jun 2023	Jan–Jun 2024	%
(1)	(2)	(3)	(4)	(5)	(6)	(7)
Angola	11.035	–	–	101.610	–	–
Cameroon	15.836	–	–	5.798	–	–
Nigeria	–	1.350	–	–	23.563	–
Gabon	4.830	2.843	-41,15	2.869	4.494	56,65
Cote D'Ivoire	127	3.380	2.561,73	5.488	38.943	609,56
Senegal	11.702	25.168	115,07	97.548	207.850	113,07
Seychelles	88.217	59.140	-32,96	499.209	630.103	26,22
Uganda	311	–	–	240	–	–
Djibouti	57.828	31.041	-46,32	68.261	36.909	-45,93
South Africa	585.015	594.687	1,65	1.766.028	2.123.454	20,24
Zimbabwe	4.549	–	–	65.284	–	–
Mauritius	829.615	1.111.924	34,03	1.679.732	1.746.464	3,97
Mayotte	27.218	12.885	-52,66	46.495	32.381	-30,35
Australia	3.787.418	3.449.251	-8,93	18.413.531	16.550.365	-10,12
New Zealand	353.442	260.736	-26,23	1.528.015	1.118.220	-26,82
Micronesia, Fed. States of	–	928	–	–	8.640	–
Guam	1.694	17.110	910,05	7.807	57.068	630,99
Palau	–	2.328	–	–	19.912	–
New Caledonia	104.238	82.811	-20,56	256.954	246.895	-3,91
Northern Mariana Islands	6.800	990	-85,43	17.604	4.212	-76,07
Saint Vincent and the Grenadines	7.568	14.244	88,21	2.300	79.873	3.372,72
Vanuatu	70	7.688	10.883,19	1.407	18.667	1.227,03
Wallis and Futuna Islands	18.704	8.012	-57,16	62.454	30.588	-51,02
Cook Islands	155	4.331	2.694,19	372	39.429	10.485,52
Fiji	159.347	65.985	-58,59	666.163	541.440	-18,72
Samoa	–	200	–	–	769	–
Solomon Islands	–	689	–	–	2.330	–
Tuvalu	1.222	–	–	4.502	–	–
East Timor	1.183.771	926.543	-21,73	1.062.443	680.036	-35,99
United States	78.642.025	77.394.989	-1,59	400.735.516	390.638.161	-2,52
Canada	1.313.046	2.442.113	85,99	6.446.674	8.640.633	34,03
Mexico	395.831	580.773	46,72	2.414.903	3.147.121	30,32
Guatemala	57.489	21.363	-62,84	293.177	126.350	-56,90
Honduras	1.654	–	–	23.932	–	–
Panama	61.259	40.418	-34,02	204.834	218.377	6,61
Curacao	8.323	39.464	374,16	8.373	124.675	1.389,04
Suriname	7.355	32.880	347,05	25.103	50.965	103,03
Chile	229.865	256.444	11,56	1.039.126	1.234.935	18,84
Venezuela	1.226	14.229	1.061,01	12.742	53.829	322,47
Argentina	66.550	38.272	-42,49	96.698	90.792	-6,11
Brazil	56.378	86.109	52,73	191.036	420.426	120,08
Colombia	42.623	28.347	-33,49	197.851	108.904	-44,96
Uruguay	108.495	131.356	21,07	489.085	638.129	30,47
Paraguay	2.198	3.801	72,95	13.166	18.111	37,56
Ecuador	4.706	5.043	7,16	37.330	41.311	10,66
Peru	46.750	33.546	-28,25	281.766	206.981	-26,54
Guyana	3.000	–	–	8.965	–	–
Trinidad and Tobago	–	6.940	–	–	20.194	–
Bahamas	20.701	5.887	-71,56	87.966	45.863	-47,86
Jamaica	43.198	97.634	126,02	381.471	596.609	56,40
Puerto Rico	53.801	91.643	70,34	294.169	352.852	19,95
Belize	4.022	9.406	133,85	47.506	78.607	65,47
Dominican Republic	220.267	326.374	48,17	724.863	1.550.060	113,84
El Salvador	1.085	2.004	84,70	2.177	10.290	372,65
Costa Rica	128.894	104.273	-19,10	494.721	545.334	10,23
Barbados	3.700	3.946	6,64	9.650	10.341	7,17
Antigua and Barbuda	5.900	4.619	-21,71	16.980	29.619	74,43
Aruba	11.310	53.609	374,00	32.172	182.645	467,71
Bermuda	–	4.327	–	–	88.382	–
Cayman Islands	37.245	12.747	-65,78	219.057	147.977	-32,45
French Guiana	5.241	20.486	290,91	26.298	51.216	94,75
French Polynesia	91.553	108.860	18,90	571.346	444.907	-22,13
Grenada	–	3.348	–	–	11.480	–
Martinique	116.298	139.436	19,90	416.967	450.376	8,01
Netherlands Antilles	130.185	87.171	-33,04	612.526	434.037	-29,14
Saint Lucia	26.437	–	–	89.850	–	–
Turks and Caicos Islands	7.102	2.405	-66,14	76.846	18.851	-75,47
Guadeloupe	210.197	189.216	-9,98	662.808	692.928	4,54
Saint Kitts and Nevis	1.380	–	–	46.107	–	–
Virgin Islands (British)	7.339	8.249	12,41	31.965	48.881	52,92
U.S. Virgin Islands	10.786	9.884	-8,37	101.082	52.538	-48,02
Sint Maarten (Dutch Part)	–	3.101	–	–	11.654	–
United Kingdom	8.373.079	8.218.244	-1,85	21.231.009	20.835.235	-1,86
Netherlands	17.220.014	7.733.031	-55,09	30.240.588	31.090.828	2,81
France	6.152.047	6.839.871	11,18	23.052.429	24.158.461	4,80
Germany, Fed. Rep. of	4.392.850	4.690.516	6,78	21.925.861	22.642.168	3,27
Austria	190.364	144.382	-24,16	1.040.121	876.979	-15,68
Belgium	5.999.127	4.760.937	-20,64	29.577.537	25.672.063	-13,20

https://www.bps.go.id

Lanjutan Tabel 3.6

Komoditas/Negara Tujuan	Berat Bersih (kg)		Perub	Nilai FOB (US$)		Perub
	Jan–Jun 2023	Jan–Jun 2024	%	Jan–Jun 2023	Jan–Jun 2024	%
(1)	(2)	(3)	(4)	(5)	(6)	(7)
Switzerland	9.831	6.443	-34,46	42.519	52.596	23,70
Monaco	–	1.811	–	–	21.361	–
Denmark	887.206	952.823	7,40	6.096.605	5.725.072	-6,09
Norway	101.501	124.917	23,07	674.725	808.362	19,81
Sweden	572.582	543.701	-5,04	3.287.047	2.961.097	-9,92
Finland	77.365	50.691	-34,48	240.481	193.550	-19,52
Ireland	184.691	207.229	12,20	1.011.913	1.112.733	9,96
Italy	1.357.159	1.289.697	-4,97	11.369.063	10.197.816	-10,30
Spain	3.384.090	3.279.468	-3,09	16.990.287	15.202.960	-10,52
Portugal	224.432	103.650	-53,82	956.095	470.530	-50,79
Iceland	6.440	3.631	-43,62	4.980	6.222	24,94
Greece	1.126.542	1.194.009	5,99	6.176.989	6.307.294	2,11
Hungary	7.350	6.475	-11,91	42.320	40.217	-4,97
Poland	708.182	440.755	-37,76	2.634.671	1.694.162	-35,70
Romania	68.930	50.869	-26,20	361.868	203.582	-43,74
Bulgaria	78.796	133.610	69,56	297.783	533.629	79,20
Albania	265.001	238.049	-10,17	1.101.735	1.058.984	-3,88
Azerbaijan	–	1.129	–	–	12.374	–
Kazakhstan	4.630	1.215	-73,76	15.042	30.828	104,94
Uzbekistan	307	–	–	2.335	–	–
Lithuania	40.179	35.133	-12,56	93.110	148.838	59,85
Latvia	24.587	38.518	56,66	192.621	292.918	52,07
Estonia	18.565	13.980	-24,70	110.282	71.988	-34,72
Georgia	40.738	17.313	-57,50	132.306	141.522	6,97
Croatia	28.117	42.933	52,69	69.166	143.931	108,10
Malta	26.991	21.666	-19,73	145.390	80.186	-44,85
Slovakia	966	434	-55,05	23.697	1.069	-95,49
Slovenia	43.863	87.858	100,30	150.417	341.198	126,83
Czech Republic	71.050	32.050	-54,89	249.129	60.606	-75,67
Russia Federation	98.273	165.003	67,90	377.395	954.642	152,96
Serbia	1.954	4.186	114,23	20.341	25.997	27,81
Montenegro	4.682	24.004	412,65	11.340	28.570	151,94
Furnitur Lainnya	**45.964.242**	**48.886.471**	**6,36**	**161.760.824**	**152.035.679**	**-6,01**
Japan	2.439	6.543	168,23	33.910	426.514	1.157,77
Hong Kong	370	606	63,92	5.919	6.353	7,34
Korea, Republic of	2.533	7.320	188,97	18.057	65.901	264,96
Taiwan	27.981	23.867	-14,70	189.691	157.291	-17,08
China	72.586	23.429	-67,72	281.422	104.657	-62,81
Papua New Guinea	50	6.755	13.409,08	224	3.131	1.294,84
Thailand	118.936	113.699	-4,40	501.440	763.040	52,17
Singapore	1.073.589	930.102	-13,37	4.362.055	3.998.427	-8,34
Philippines	38.335	44.207	15,32	203.675	193.278	-5,10
Malaysia	392.554	471.014	19,99	1.843.285	2.190.917	18,86
Myanmar	138	–	–	2.550	–	–
Cambodia	2.606	3.074	17,92	38.542	16.790	-56,44
Brunei Darussalam	7.028	10.207	45,22	6.689	25.496	281,19
Viet Nam	67.542	9.807	-85,48	352.610	68.100	-80,69
Maldives	4.049	17.355	328,57	111.917	217.252	94,12
India	1.719	968	-43,67	7.563	27.389	262,15
Pakistan	135	221	63,58	1.112	1.935	73,97
Bangladesh	3.264	165	-94,95	27.333	1.327	-95,15
Sri Lanka	70	140	100,19	76	210	176,32
Iraq	–	530	–	–	3.988	–
Saudi Arabia	3.793	1.448	-61,83	22.975	23.506	2,31
Israel	49	414	744,28	268	3.354	1.151,40
Kuwait	–	158	–	–	1.206	–
Jordan	–	5	–	–	2.775	–
Yemen	20	–	–	1.333	–	–
Syria Arab Republic	6.280	–	–	43.890	–	–
Turkey	4.823	171	-96,45	21.441	952	-95,56
United Arab Emirates	2.668	8.000	199,87	42.901	85.919	100,27
Qatar	–	971	–	–	12.268	–
Bahrain	3	168	4.833,06	136	2.935	2.058,16
Morocco	300	–	–	2.400	–	–
Tanzania, United Rep. of	372	3.956	963,49	2.838	54.811	1.831,08
Madagascar	–	115	–	–	5.023	–
Kenya	954	–	–	15.049	–	–
Reunion	341	878	157,55	4.513	5.176	14,71
Togo	592	8	-98,65	800	22	-97,20
Guinea	219	580	164,92	250	776	210,50
Nigeria	–	6	–	–	16	–
Gabon	6.140	–	–	32.338	–	–
Senegal	145	–	–	6.284	–	–
Seychelles	1.293	83	-93,56	5.774	922	-84,03
South Africa	180	498	176,24	4.071	1.361	-66,58
Comoros	–	888	–	–	5.565	–
Mauritius	345	16	-95,36	3.138	598	-80,95

https://www.bps.go.id

Komoditas/Negara Tujuan	Berat Bersih (kg)		Perub	Nilai FOB (US$)		Perub
	Jan–Jun 2023	Jan–Jun 2024	%	Jan–Jun 2023	Jan–Jun 2024	%
(1)	(2)	(3)	(4)	(5)	(6)	(7)
Australia	25.145	24.021	-4,47	225.722	229.460	1,66
New Zealand	11.958	451	-96,23	6.569	1.520	-76,86
Guam	324	–	–	5.972	–	–
New Caledonia	724	1.482	104,70	8.894	6.786	-23,71
Saint Vincent and the Grenadines	–	195	–	–	224	–
Vanuatu	261	1.823	598,66	13.223	9.470	-28,38
Wallis and Futuna Islands	932	465	-50,08	4.064	1.231	-69,70
Cook Islands	5	37	640,00	134	1.126	738,81
Fiji	–	23	–	–	599	–
Kiribati	1.040	290	-72,16	7.564	2.799	-63,00
Samoa	–	350	–	–	377	–
Solomon Islands	–	1.686	–	–	3.374	–
East Timor	1.001.837	1.193.015	19,08	2.106.816	2.225.789	5,65
United States	41.490.001	44.115.379	6,33	145.643.005	134.609.005	-7,58
Canada	1.490.614	1.710.133	14,73	4.518.784	4.719.871	4,45
Mexico	4	–	–	120	–	–
Panama	–	56	–	–	1.618	–
Curacao	–	73	–	–	234	–
Suriname	–	1.095	–	–	3.652	–
Chile	45	3.390	7.387,21	769	30.573	3.875,70
Brazil	125	798	540,81	1.120	1.954	74,46
Uruguay	–	83	–	–	100	–
Ecuador	–	8	–	–	174	–
Bahamas	35	4	-88,57	162	80	-50,70
Jamaica	32	–	–	1.483	–	–
Puerto Rico	–	498	–	–	13	–
Belize	–	20	–	–	232	–
Dominican Republic	178	1.048	488,94	3.741	4.630	23,74
El Salvador	230	–	–	1.735	–	–
Costa Rica	95	296	211,54	1.368	4.474	227,10
Antigua and Barbuda	–	223	–	–	868	–
Aruba	970	2.949	204,02	910	44.226	4.758,13
Bermuda	–	62	–	–	1.346	–
Cayman Islands	–	41	–	–	7.454	–
French Polynesia	1.622	2.573	58,60	14.236	14.404	1,18
Martinique	25	157	526,00	322	1.799	458,99
Netherlands Antilles	914	269	-70,61	6.194	1.859	-69,98
Guadeloupe	3.376	3.787	12,17	21.350	18.854	-11,69
Virgin Islands (British)	150	–	–	1.275	–	–
U.S. Virgin Islands	–	10	–	–	522	–
United Kingdom	1.369	12.866	839,64	8.690	74.238	754,31
Netherlands	5.469	5.686	3,97	55.121	79.918	44,99
France	16.764	32.023	91,03	176.838	580.139	228,06
Germany, Fed. Rep. of	11.216	30.005	167,52	106.297	335.535	215,66
Austria	–	1.586	–	–	19.017	–
Belgium	1.870	8.927	377,36	24.168	29.248	21,02
Switzerland	6	456	7.501,30	50	3.630	7.117,11
Denmark	17.608	17.527	-0,46	297.447	300.667	1,08
Norway	1.766	808	-54,28	22.522	4.277	-81,01
Sweden	990	417	-57,87	6.589	4.221	-35,95
Finland	133	117	-12,29	3.261	2.088	-35,99
Italy	12.380	8.103	-34,55	139.329	72.004	-48,32
Spain	14.437	5.396	-62,63	100.441	41.579	-58,60
Portugal	969	2.235	130,69	4.850	27.629	469,62
Greece	1.793	753	-58,00	7.419	6.304	-15,02
Hungary	185	2	-98,92	639	39	-93,95
Poland	170	1.109	553,58	633	7.313	1.056,18
Romania	–	66	–	–	158	–
Albania	–	49	–	–	78	–
Latvia	423	589	39,41	9.051	6.839	-24,44
Croatia	–	65	–	–	907	–
Malta	20	–	–	188	–	–
Slovenia	–	575	–	–	762	–
Czech Republic	1.582	95	-93,99	3.227	90	-97,21
Russia Federation	10	1.859	18.122,59	60	9.120	15.084,82
Furnitur dari Logam	**7.092.713**	**9.209.520**	**29,84**	**63.904.462**	**83.584.823**	**30,80**
Japan	290.474	345.753	19,03	2.228.648	2.761.635	23,92
Hong Kong	6.386	8.542	33,77	67.334	78.974	17,29
Korea, Republic of	20.773	21.438	3,20	257.762	203.852	-20,91
Taiwan	32.736	34.446	5,22	125.806	134.790	7,14
China	11.231	15.012	33,68	64.097	183.030	185,55
Mongolia	–	214	–	–	364	–
Macau	–	980	–	–	34.671	–
Papua New Guinea	13	5.615	44.816,02	22	46.281	209.792,50
Thailand	24.662	53.479	116,85	206.649	480.107	132,33
Singapore	179.447	238.217	32,75	909.168	1.110.604	22,16
Philippines	40.693	5.584	-86,28	143.524	55.211	-61,53

https://www.bps.go.id

Lanjutan Tabel 3.6

Komoditas/Negara Tujuan	Berat Bersih (kg)		Perub	Nilai FOB (US$)		Perub
	Jan–Jun 2023	Jan–Jun 2024	%	Jan–Jun 2023	Jan–Jun 2024	%
(1)	(2)	(3)	(4)	(5)	(6)	(7)
Malaysia	89.473	210.523	135,29	563.928	1.355.933	140,44
Myanmar	–	210	–	–	144	–
Cambodia	33.718	–	–	37.398	–	–
Brunei Darussalam	447	172	-61,52	4.573	4.810	5,17
Viet Nam	3.385	5.337	57,65	74.672	23.735	-68,21
Maldives	27.139	3.675	-86,46	294.085	43.798	-85,11
India	10.670	10.048	-5,83	135.128	148.653	10,01
Bangladesh	2.030	–	–	24.740	–	–
Sri Lanka	1.306	44	-96,64	13.656	185	-98,65
Iraq	64	1.251	1.864,68	895	15.010	1.577,38
Saudi Arabia	23.212	6.710	-71,09	185.104	211.766	14,40
Israel	6.269	6.014	-4,07	72.697	54.904	-24,48
Kuwait	4.345	587	-86,49	37.919	10.151	-73,23
Jordan	–	6.316	–	–	69.102	–
Lebanon	1.266	705	-44,29	18.319	9.318	-49,13
Oman	–	1.882	–	–	28.465	–
Turkey	68.852	18.256	-73,48	649.692	200.028	-69,21
United Arab Emirates	91.789	48.068	-47,63	863.503	563.366	-34,76
Qatar	1.666	4.964	197,94	30.026	58.819	95,89
Bahrain	4.727	2.029	-57,07	44.919	25.484	-43,27
Cyprus	13.796	14.998	8,71	132.689	260.888	96,62
Egypt	68	996	1.364,71	1.546	2.421	56,62
Morocco	2.303	7.350	219,10	20.684	158.981	668,62
Namibia	568	191	-66,43	11.538	1.404	-87,83
Tanzania, United Rep. of	3.120	3.028	-2,96	3.985	37.677	845,46
Madagascar	11.399	–	–	83.268	–	–
Kenya	31	491	1.467,11	1.010	2.652	162,70
Reunion	2.645	3.410	28,92	11.476	23.448	104,32
Ghana	3.236	842	-73,99	12.360	22.031	78,24
Guinea	–	5.810	–	–	121.270	–
Angola	728	–	–	7.928	–	–
Nigeria	20.250	3.779	-81,34	32.500	68.850	111,85
Senegal	–	2.388	–	–	42.994	–
Seychelles	1.448	2.391	65,12	31.730	28.688	-9,59
Djibouti	532	–	–	16.576	–	–
South Africa	29.766	23.459	-21,19	251.424	189.559	-24,61
Mauritius	3.629	13.307	266,74	19.048	159.506	737,37
Australia	272.065	260.716	-4,17	2.376.329	2.244.283	-5,56
New Zealand	33.538	18.473	-44,92	331.248	188.927	-42,97
Guam	618	–	–	8.024	–	–
Palau	–	10.825	–	–	113.430	–
New Caledonia	1.371	1.841	34,31	10.862	4.774	-56,05
Cook Islands	–	34	–	–	192	–
Fiji	5.907	3.733	-36,79	47.023	56.112	19,33
Solomon Islands	–	52	–	–	50	–
East Timor	73.387	169.106	130,43	136.274	196.196	43,97
United States	3.278.854	4.981.278	51,92	29.708.606	43.287.265	45,71
Canada	133.853	123.206	-7,95	699.657	649.602	-7,15
Mexico	13.209	22.975	73,93	138.305	270.756	95,77
Guatemala	270	3.133	1.060,55	997	35.330	3.442,60
Honduras	–	518	–	–	3.174	–
Panama	4.725	2.071	-56,16	58.549	24.805	-57,63
Cuba	–	2.653	–	–	37.875	–
Suriname	80	–	–	359	–	–
Chile	8.312	5.087	-38,80	55.144	35.613	-35,42
Venezuela	2.481	600	-75,81	35.051	8.227	-76,53
Argentina	90	–	–	840	–	–
Brazil	3.640	616	-83,08	36.134	826	-97,71
Colombia	2.375	46	-98,06	9.280	126	-98,65
Uruguay	–	3.436	–	–	14.683	–
Paraguay	–	116	–	–	2.315	–
Peru	4.195	2.217	-47,15	48.858	23.484	-51,93
Bahamas	3	–	–	114	–	–
Jamaica	11.116	4.568	-58,91	193.325	57.569	-70,22
Puerto Rico	3.515	2.661	-24,28	38.585	27.401	-28,99
Belize	543	1.129	108,04	6.264	6.936	10,73
Dominican Republic	8.478	10.100	19,12	129.418	163.170	26,08
El Salvador	1.047	–	–	13.823	–	–
Costa Rica	1.915	2.311	20,73	33.557	32.260	-3,87
Barbados	109	–	–	1.858	–	–
Aruba	–	18.468	–	–	256.830	–
Cayman Islands	641	–	–	3.451	–	–
French Guiana	970	–	–	11.427	–	–
French Polynesia	3.804	1.225	-67,81	41.797	22.170	-46,96
Martinique	–	1.656	–	–	19.221	–
Netherlands Antilles	1.753	2.623	49,65	23.647	34.353	45,28
Guadeloupe	150	~0	-100,00	10	~0	-99,99
United Kingdom	116.073	183.266	57,89	1.303.824	2.080.899	59,60

https://www.bps.go.id

Komoditas/Negara Tujuan	Berat Bersih (kg)		Perub	Nilai FOB (US$)		Perub
	Jan–Jun 2023	Jan–Jun 2024	%	Jan–Jun 2023	Jan–Jun 2024	%
(1)	(2)	(3)	(4)	(5)	(6)	(7)
Netherlands	413.994	684.847	65,42	3.773.811	7.755.569	105,51
France	345.508	270.957	-21,58	2.256.789	2.307.454	2,24
Germany, Fed. Rep. of	240.529	363.884	51,29	3.417.370	5.089.998	48,94
Austria	1.485	4.066	173,73	16.691	64.300	285,24
Belgium	450.425	318.848	-29,21	4.504.690	3.205.210	-28,85
Switzerland	1.515	9.610	534,23	25.875	157.136	507,29
Denmark	220.521	251.076	13,86	2.246.214	2.635.190	17,32
Norway	9.994	12.210	22,17	127.021	163.264	28,53
Sweden	28.768	42.932	49,24	219.494	282.258	28,59
Finland	9.788	835	-91,47	81.169	6.271	-92,27
Ireland	1.185	10.447	781,32	10.827	107.240	890,46
Italy	70.552	64.858	-8,07	981.351	749.021	-23,67
Spain	137.457	112.674	-18,03	1.417.339	1.152.916	-18,66
Portugal	6.647	8.434	26,89	54.482	91.919	68,72
Iceland	–	86	–	–	140	–
Greece	28.119	32.788	16,60	437.457	341.636	-21,90
Hungary	909	34	-96,26	16.442	259	-98,42
Poland	28.486	22.576	-20,75	518.899	287.652	-44,57
Romania	–	273	–	–	1.357	–
Bulgaria	588	191	-67,50	7.720	2.040	-73,58
Albania	16.196	922	-94,31	296.590	9.653	-96,75
Azerbaijan	–	1.915	–	–	24.606	–
Kazakhstan	573	–	–	15.213	–	–
Lithuania	–	6.248	–	–	81.478	–
Latvia	10.276	702	-93,17	216.366	8.148	-96,23
Estonia	693	1.144	65,08	9.914	15.346	54,80
Georgia	4.993	–	–	27.220	–	–
Croatia	–	3.155	–	–	47.794	–
Malta	–	2.400	–	–	40.157	–
Slovenia	1.048	1.856	77,10	21.445	20.090	-6,32
Czech Republic	2.687	301	-88,81	3.410	4.313	26,48
Serbia	400	–	–	5.996	–	–
Furnitur dari Rotan atau Bambu	**9.707.179**	**7.495.706**	**-22,78**	**68.585.273**	**48.415.882**	**-29,41**
Japan	707.676	589.966	-16,63	4.820.770	4.449.823	-7,69
Hong Kong	2.791	19	-99,33	23.950	6.005	-74,93
Korea, Republic of	22.878	13.960	-38,98	154.433	100.671	-34,81
Taiwan	129.297	139.365	7,79	605.671	524.112	-13,47
China	69.039	180.573	161,55	372.473	475.298	27,61
Macau	31	–	–	19	–	–
Papua New Guinea	190	72	-62,08	1.838	314	-82,90
Thailand	15.205	21.587	41,97	85.273	45.388	-46,77
Singapore	55.097	37.824	-31,35	416.608	260.503	-37,47
Philippines	3.456	20.029	479,61	18.522	114.930	520,49
Malaysia	59.049	62.473	5,80	326.307	214.961	-34,12
Brunei Darussalam	1.123	483	-57,01	1.936	834	-56,95
Viet Nam	2.419	3.472	43,51	49.069	61.487	25,31
Maldives	3.782	7.106	87,89	57.382	136.321	137,57
India	19.483	27.594	41,63	137.581	159.360	15,83
Pakistan	20.440	9.256	-54,72	34.476	8.385	-75,68
Bangladesh	271	–	–	7.697	–	–
Sri Lanka	810	10.752	1.228,22	7.506	31.319	317,26
Iraq	2.569	–	–	11.582	–	–
Iran (Islamic Republic of)	–	749	–	–	5.604	–
Saudi Arabia	55.359	65.500	18,32	242.252	176.388	-27,19
Israel	80.337	56.396	-29,80	467.614	290.157	-37,95
Kuwait	4.886	941	-80,74	37.170	5.539	-85,10
Jordan	649	–	–	4.218	–	–
Lebanon	10.683	30.248	183,15	35.315	188.047	432,48
Oman	2.132	187	-91,23	3.240	2.310	-28,70
Turkey	115.766	56.568	-51,14	549.589	317.059	-42,31
United Arab Emirates	49.346	45.365	-8,07	420.677	356.791	-15,19
Qatar	667	209	-68,71	7.657	1.743	-77,24
Bahrain	–	1.164	–	–	11.396	–
Cyprus	2.387	2.525	5,78	22.289	9.667	-56,63
Egypt	245	–	–	613	–	–
Libyan Arab Jamahiriya	–	224	–	–	225	–
Morocco	3.229	1.389	-56,97	33.809	19.552	-42,17
Namibia	–	767	–	–	5.063	–
Tanzania, United Rep. of	1.885	99	-94,75	13.608	213	-98,43
Madagascar	553	192	-65,26	12.292	1.766	-85,63
Kenya	10.404	–	–	36.015	–	–
Reunion	13.170	23.792	80,65	74.851	107.109	43,10
Mozambique	–	127	–	–	2.289	–
Ghana	–	654	–	–	10.060	–
Nigeria	–	3.825	–	–	4.750	–
Cote D'Ivoire	4	–	–	469	–	–
Senegal	–	201	–	–	1.137	–

https://www.bps.go.id

Lanjutan Tabel 3.6

Komoditas/Negara Tujuan	Berat Bersih (kg)		Perub	Nilai FOB (US$)		Perub
	Jan–Jun 2023	Jan–Jun 2024	%	Jan–Jun 2023	Jan–Jun 2024	%
(1)	(2)	(3)	(4)	(5)	(6)	(7)
Seychelles	2.938	61	-97,92	13.603	2.479	-81,78
Niger	–	3.648	–	–	17.328	–
South Africa	25.502	24.269	-4,84	173.486	177.726	2,44
Zimbabwe	479	–	–	7.562	–	–
Mauritius	21.991	9.778	-55,53	142.435	75.363	-47,09
Mayotte	–	76	–	–	632	–
Australia	439.312	439.136	-0,04	3.048.136	2.132.537	-30,04
New Zealand	21.597	10.147	-53,01	131.067	58.208	-55,59
Guam	40	–	–	255	–	–
New Caledonia	1.247	493	-60,43	7.073	2.972	-57,98
Vanuatu	1.533	–	–	17.060	–	–
Wallis and Futuna Islands	165	–	–	578	–	–
Cook Islands	–	159	–	–	1.330	–
Fiji	50	3.589	7.078,63	441	47.624	10.709,90
Kiribati	23	–	–	425	–	–
Solomon Islands	–	598	–	–	2.281	–
East Timor	90.744	38.262	-57,83	337.608	121.608	-63,98
United States	3.904.497	1.770.113	-54,66	31.685.498	16.902.733	-46,65
Canada	40.147	31.739	-20,94	344.201	208.110	-39,54
Mexico	46.121	24.735	-46,37	346.590	156.440	-54,86
Guatemala	1.983	1.023	-48,41	11.206	7.657	-31,67
Panama	6.952	326	-95,32	67.792	5.367	-92,08
Curacao	–	30	–	–	291	–
Chile	29.096	20.962	-27,96	179.417	190.872	6,38
Argentina	16.642	5.772	-65,32	86.490	21.690	-74,92
Brazil	28.417	14.825	-47,83	151.032	90.557	-40,04
Colombia	7.563	1.849	-75,55	53.969	7.821	-85,51
Uruguay	4.591	2.926	-36,27	11.900	33.339	180,17
Paraguay	825	3.893	372,06	5.140	33.607	553,80
Ecuador	768	206	-73,19	5.283	2.472	-53,21
Peru	3.111	1.485	-52,25	30.261	13.948	-53,91
Bahamas	278	234	-15,65	3.236	2.678	-17,26
Jamaica	735	2.429	230,49	2.218	11.307	409,75
Puerto Rico	958	308	-67,85	6.304	1.260	-80,02
Belize	–	131	–	–	1.214	–
Dominican Republic	15.227	9.401	-38,26	148.931	121.015	-18,74
El Salvador	–	1.137	–	–	9.489	–
Costa Rica	15.165	7.209	-52,47	62.879	26.258	-58,24
Barbados	–	174	–	–	387	–
Antigua and Barbuda	–	1.235	–	–	4.805	–
Aruba	90	420	366,65	121	1.953	1.519,27
Cayman Islands	230	1.039	351,94	677	4.450	557,39
French Guiana	215	1.341	525,36	627	3.931	526,89
French Polynesia	8.257	1.925	-76,69	39.276	13.724	-65,06
Martinique	5.532	7.279	31,59	8.948	27.900	211,78
Netherlands Antilles	4.048	927	-77,10	16.847	7.350	-56,37
Turks and Caicos Islands	35	–	–	535	–	–
Guadeloupe	9.068	11.583	27,74	26.058	28.095	7,81
Virgin Islands (British)	1.897	4.412	132,58	2.965	6.110	106,09
U.S. Virgin Islands	63	–	–	820	–	–
United Kingdom	278.245	273.764	-1,61	1.643.217	1.732.191	5,41
Netherlands	458.956	518.077	12,88	2.042.603	2.412.583	18,11
France	743.721	789.647	6,18	4.988.046	4.273.532	-14,32
Germany, Fed. Rep. of	291.633	279.666	-4,10	1.923.005	1.620.661	-15,72
Austria	5.299	2.829	-46,61	30.234	14.299	-52,71
Belgium	230.329	257.917	11,98	1.508.996	1.379.046	-8,61
Switzerland	945	139	-85,29	10.643	16.431	54,39
Denmark	185.733	84.169	-54,68	1.842.789	623.098	-66,19
Norway	11.690	6.362	-45,58	44.868	24.810	-44,70
Sweden	136.823	136.136	-0,50	842.619	812.554	-3,57
Finland	84.328	16.555	-80,37	413.191	64.894	-84,29
Ireland	4.153	436	-89,50	27.136	2.106	-92,24
Italy	254.309	207.340	-18,47	2.537.706	1.562.495	-38,43
Spain	311.485	335.114	7,59	1.915.094	2.094.202	9,35
Portugal	17.970	19.113	6,36	87.315	85.648	-1,91
Iceland	65	–	–	73	–	–
Greece	49.014	64.494	31,58	343.766	375.593	9,26
Hungary	4.216	1.259	-70,15	15.522	6.462	-58,37
Poland	128.770	123.823	-3,84	707.400	640.033	-9,52
Romania	21.872	33.757	54,34	131.354	184.096	40,15
Bulgaria	37.734	36.666	-2,83	118.873	73.295	-38,34
Albania	31.312	40.529	29,43	347.959	184.541	-46,96
Kazakhstan	6.999	–	–	18.610	–	–
Ukraine	3.391	–	–	14.930	–	–
Uzbekistan	396	–	–	848	–	–
Lithuania	8.454	43	-99,49	34.497	223	-99,35
Latvia	43.331	–	–	138.911	–	–
Estonia	–	11.991	–	–	73.953	–

https://www.bps.go.id

Komoditas/Negara Tujuan	Berat Bersih (kg)		Perub	Nilai FOB (US$)		Perub
	Jan–Jun 2023	Jan–Jun 2024	%	Jan–Jun 2023	Jan–Jun 2024	%
(1)	(2)	(3)	(4)	(5)	(6)	(7)
Georgia	5.710	17.114	199,70	22.172	37.355	68,48
Croatia	5.771	5.303	-8,11	16.215	28.443	75,42
Malta	1.233	–	–	2.465	–	–
Slovenia	2.520	7.548	199,53	12.492	61.739	394,23
Czech Republic	2.188	4.323	97,55	6.625	6.991	5,52
Russia Federation	110.697	333.000	200,82	505.062	1.302.771	157,94
Serbia	2.450	10.651	334,75	15.978	25.360	58,72
Montenegro	4	1.007	25.086,83	340	2.987	778,43
Furnitur dari Plastik	**2.398.969**	**3.270.058**	**36,31**	**21.619.980**	**20.804.908**	**-3,77**
Japan	165.056	142.932	-13,40	898.243	974.195	8,46
Hong Kong	428	225	-47,31	1.579	2.467	56,26
Korea, Republic of	99.410	82.295	-17,22	273.183	154.704	-43,37
Taiwan	20.897	263	-98,74	70.117	1.072	-98,47
China	4.006	1.221	-69,52	38.738	22.997	-40,63
Macau	–	42	–	–	228	–
Papua New Guinea	4	694	17.311,54	17	5.385	31.052,43
Thailand	21.320	13.067	-38,71	286.353	89.464	-68,76
Singapore	71.777	39.691	-44,70	442.537	355.991	-19,56
Philippines	90	4.729	5.154,10	60	24.427	40.611,90
Malaysia	4.923	4.079	-17,14	106.573	120.395	12,97
Cambodia	604	–	–	2.907	–	–
Brunei Darussalam	258	230	-10,78	478	1.573	229,09
Maldives	6.766	1.689	-75,04	87.784	38.238	-56,44
India	6.470	3.771	-41,72	45.675	34.840	-23,72
Sri Lanka	–	569	–	–	3.843	–
Iraq	80	–	–	130	–	–
Iran (Islamic Republic of)	–	13	–	–	30	–
Saudi Arabia	4.254	1.612	-62,10	51.472	23.287	-54,76
Israel	25.963	41.781	60,93	119.722	83.352	-30,38
Kuwait	231	146	-36,94	366	2.298	528,42
Lebanon	1.354	–	–	17.051	–	–
Turkey	14.632	17.177	17,39	141.376	197.380	39,61
United Arab Emirates	16.963	12.708	-25,09	201.217	141.481	-29,69
Qatar	16	133	733,85	20	714	3.470,00
Bahrain	79	563	611,22	2.510	4.788	90,75
Cyprus	5.720	2.000	-65,03	38.375	17.655	-53,99
Libyan Arab Jamahiriya	–	219	–	–	220	–
Morocco	135	39	-71,07	800	329	-58,87
Tanzania, United Rep. of	1.936	–	–	54.476	–	–
Madagascar	2.527	1.039	-58,88	37.913	19.973	-47,32
Reunion	982	1.040	5,96	14.045	3.777	-73,11
Togo	–	3	–	–	13	–
Ghana	240	459	91,13	874	4.685	435,81
Guinea	–	312	–	–	4.491	–
Angola	21	–	–	900	–	–
Nigeria	–	297	–	–	1.624	–
Seychelles	2.951	3.220	9,10	42.012	45.298	7,82
Djibouti	50	–	–	50	–	–
South Africa	6.061	842	-86,11	70.239	13.734	-80,45
Zimbabwe	446	–	–	6.480	–	–
Mauritius	5.305	13.495	154,37	46.054	159.943	247,29
Australia	87.889	109.110	24,15	786.371	883.162	12,31
New Zealand	6.823	11.009	61,34	72.419	84.290	16,39
Saint Vincent and the Grenadines	–	168	–	–	92	–
Fiji	94	76	-19,15	464	490	5,53
Kiribati	12	–	–	465	–	–
East Timor	457.989	628.238	37,17	364.129	599.827	64,73
United States	561.775	1.690.505	200,92	7.576.633	11.848.555	56,38
Canada	4.113	6.270	52,43	67.964	70.204	3,30
Mexico	4.508	13.351	196,17	61.754	146.790	137,70
Suriname	199	–	–	1.452	–	–
Chile	–	2.028	–	–	14.489	–
Brazil	–	64	–	–	159	–
Colombia	263	4.691	1.681,29	2.892	22.136	665,44
Uruguay	72	–	–	407	–	–
Peru	219	–	–	3.704	–	–
Bahamas	693	116	-83,27	6.151	4.435	-27,90
Jamaica	666	–	–	1.216	–	–
Puerto Rico	373	–	–	1.435	–	–
Dominican Republic	2.232	13.926	524,00	26.241	160.940	513,32
Costa Rica	995	3.033	204,86	30.289	20.481	-32,38
Bermuda	–	297	–	–	6.433	–
Cayman Islands	–	792	–	–	25.146	–
French Polynesia	4.204	1.649	-60,76	35.103	9.885	-71,84
Netherlands Antilles	2.055	4.764	131,79	29.652	60.541	104,17
Turks and Caicos Islands	69	–	–	2.023	–	–
Guadeloupe	12	323	2.591,67	1.479	4.642	213,94

https://www.bps.go.id

Lanjutan Tabel 3.6

Komoditas/Negara Tujuan	Berat Bersih (kg)		Perub	Nilai FOB (US$)		Perub
	Jan–Jun 2023	Jan–Jun 2024	%	Jan–Jun 2023	Jan–Jun 2024	%
(1)	(2)	(3)	(4)	(5)	(6)	(7)
Virgin Islands (British)	–	280	–	–	1.710	–
United Kingdom	81.323	61.171	-24,78	891.653	459.485	-48,47
Netherlands	252.665	75.018	-70,31	3.252.294	731.610	-77,50
France	5.794	20.144	247,64	46.487	179.613	286,38
Germany, Fed. Rep. of	147.024	72.044	-51,00	2.000.842	926.136	-53,71
Belgium	37.769	23.421	-37,99	418.708	260.469	-37,79
Switzerland	320	2.229	596,58	10.420	31.601	203,26
Denmark	1.909	3.281	71,85	21.670	38.254	76,54
Norway	2.563	3.229	25,99	36.042	52.388	45,35
Sweden	40.472	36.954	-8,69	347.058	415.042	19,59
Finland	1.966	1.952	-0,69	21.288	28.668	34,67
Ireland	5.996	322	-94,62	74.470	4.504	-93,95
Italy	100.888	48.483	-51,94	1.182.303	678.758	-42,59
Spain	49.116	19.680	-59,93	653.905	295.552	-54,80
Portugal	3.056	2.378	-22,17	36.276	20.778	-42,72
Greece	10.808	6.507	-39,80	125.576	62.698	-50,07
Poland	6.807	3.779	-44,49	90.907	27.712	-69,52
Bulgaria	1.243	805	-35,25	3.375	1.078	-68,06
Albania	19.120	142	-99,26	198.908	1.220	-99,39
Lithuania	748	646	-13,59	9.456	4.734	-49,94
Latvia	898	–	–	11.409	–	–
Estonia	974	–	–	11.917	–	–
Croatia	–	36	–	–	320	–
Malta	–	308	–	–	8.657	–
Czech Republic	219	1.092	398,63	250	11.694	4.577,50
Rep. of Macedonia	21	–	–	144	–	–
Russia Federation	–	2.559	–	–	38.914	–
Serbia	62	592	854,84	2.056	5.724	178,45
Barang Perhiasan dan Barang Berharga	**1.150.161**	**2.390.691**	**107,86**	**2.816.865.394**	**3.289.503.449**	**16,78**
Japan	303.243	11.221	-96,30	18.342.682	28.676.115	56,34
Hong Kong	6.751	12.366	83,17	187.101.416	523.532.497	179,81
Korea, Republic of	79.239	26.595	-66,44	14.051.117	14.370.414	2,27
Taiwan	~0	516	25.805.100,00	667	12.577	1.785,96
China	279.555	321.332	14,94	888.585	836.450	-5,87
Thailand	2.884	13.310	361,55	2.879.320	2.545.698	-11,59
Singapore	100.296	498.484	397,01	390.069.221	158.814.233	-59,29
Philippines	1.868	2.599	39,12	114.976	147.489	28,28
Malaysia	903	307.863	33.982,39	67.170	2.230.511	3.220,67
Cambodia	–	5	–	–	211.248	–
Brunei Darussalam	–	1	–	–	429	–
Nepal	–	13	–	–	794	–
Viet Nam	60.180	44.199	-26,55	2.475.436	3.491.514	41,05
Maldives	253	509	101,10	16.872	11.214	-33,54
India	5.704	29.058	409,43	334.184.295	851.464.549	154,79
Pakistan	–	37	–	–	100	–
Iran (Islamic Republic of)	364	4.641	1.175,84	14.084	12.268	-12,90
Saudi Arabia	208	81.932	39.312,30	291.706	1.141.369	291,27
Israel	116	2.950	2.442,51	256.285	229.697	-10,37
Kuwait	~0	135.000	134.999.900,00	6	15.627	260.350,00
Jordan	8.174	7.239	-11,44	285.691.443	287.557.814	0,65
Lebanon	–	1.565	–	–	5.731	–
Turkey	329	112	-65,88	183.716	25.809	-85,95
United Arab Emirates	4.206	146.660	3.386,79	202.350.017	297.196.741	46,87
Qatar	25	81.095	329.782,75	440.368	10.577	-97,60
Cyprus	265	8	-96,82	140.116	131.099	-6,44
Morocco	114	146	28,43	30.606	31.617	3,30
Tanzania, United Rep. of	140	240	71,57	6.902	3.341	-51,59
Kenya	–	15	–	–	195	–
Reunion	331	2.755	733,70	66.913	18.481	-72,38
Angola	1	–	–	345	–	–
Senegal	–	4	–	–	17	–
Mali	289	–	–	1.614	–	–
Seychelles	–	7	–	–	2.465	–
South Africa	1.147	3.966	245,68	4.680.474	45.940	-99,02
Mauritius	116	646	459,14	3.517	6.115	73,86
Mayotte	–	547	–	–	2.271	–
Australia	13.143	21.971	67,17	8.557.007	9.429.427	10,20
New Zealand	489	7.007	1.331,95	39.577	50.783	28,31
Guam	45	15	-67,91	773	204	-73,68
New Caledonia	354	605	70,67	13.369	12.825	-4,07
Saint Vincent and the Grenadines	–	100	–	–	690	–
Vanuatu	–	6	–	–	142	–
Wallis and Futuna Islands	38	35	-7,89	711	642	-9,70
Cook Islands	222	992	346,85	960	2.365	146,37
Fiji	565	1.171	107,26	14.942	27.726	85,56
East Timor	629	897	42,60	4.653	4.303	-7,51
United States	84.582	146.206	72,86	121.405.685	122.117.998	0,59

https://www.bps.go.id

Komoditas/Negara Tujuan	Berat Bersih (kg)		Perub	Nilai FOB (US$)		Perub
	Jan–Jun 2023	Jan–Jun 2024	%	Jan–Jun 2023	Jan–Jun 2024	%
(1)	(2)	(3)	(4)	(5)	(6)	(7)
Canada	22.901	9.971	-56,46	1.075.000	1.304.913	21,39
Mexico	5.353	2.042	-61,85	22.036.698	29.230.724	32,65
Panama	22	31	36,13	25.649	1.122.945	4.278,12
Curacao	–	40	–	–	129	–
Chile	22	306	1.290,91	1.169	207	-82,28
Argentina	1.326	–	–	1.718	–	–
Brazil	878	5.252	498,14	169.552	12.229	-92,79
Colombia	775	2.323	199,95	4.096	17.397	324,71
Uruguay	9	300	3.429,41	232	828	257,04
Peru	–	855	–	–	1.588	–
Jamaica	–	65	–	–	160	–
Puerto Rico	267	~0	-99,98	14.823	48	-99,67
Belize	–	265	–	–	4.831	–
Dominican Republic	1.593	128	-91,98	11.048	33.054	199,20
El Salvador	9.716	40	-99,59	22.555	703	-96,89
Costa Rica	1.694	733	-56,75	20.458	7.694	-62,39
Haiti	~0	–	–	18.904	–	–
Aruba	25	–	–	36.744	–	–
Bermuda	272	9	-96,79	3.256	112	-96,57
Cayman Islands	–	214	–	–	5.089	–
French Polynesia	75	10.709	14.217,34	1.469	39.649	2.598,79
Grenada	–	14	–	–	2	–
Martinique	124	99	-19,84	2.904	795	-72,63
Netherlands Antilles	67	50	-25,21	649.680	475.298	-26,84
Guadeloupe	1.085	1.661	53,10	11.376	4.326	-61,97
Saint Kitts and Nevis	9	–	–	27.302	–	–
Virgin Islands (British)	1	1	-10,00	1.078	929	-13,81
U.S. Virgin Islands	86	91	6,25	587.433	758.622	29,14
Sint Maarten (Dutch Part)	–	444	–	–	83.022	–
United Kingdom	19.433	35.204	81,16	3.536.019	3.722.951	5,29
Netherlands	4.095	29.571	622,15	774.961	1.178.288	52,04
France	15.903	31.381	97,33	2.743.739	2.370.571	-13,60
Germany, Fed. Rep. of	6.282	69.605	1.007,94	3.949.131	4.201.859	6,40
Austria	234	69	-70,55	4.688	41.472	784,69
Belgium	404	16.694	4.030,04	52.030	221.269	325,27
Switzerland	19.653	13.890	-29,32	1.177.051.766	903.455.441	-23,24
Denmark	1.155	3.058	164,83	64.723	94.771	46,43
Norway	58	10	-82,54	992	10.034	911,35
Sweden	52	299	471,94	238.789	290.225	21,54
Finland	–	1	–	–	1	–
Ireland	79	1.774	2.145,87	4.342	8.108	86,74
Italy	15.676	155.241	890,29	25.626.562	32.201.911	25,66
Spain	35.426	46.783	32,06	1.918.307	2.512.987	31,00
Portugal	1.502	5.903	293,01	234.969	245.302	4,40
Iceland	300	3	-98,91	176	3.140	1.685,55
Greece	7.920	14.777	86,57	404.107	332.024	-17,84
Hungary	15	693	4.612,93	500	16.801	3.260,15
Poland	1.696	4.567	169,35	922.357	806.698	-12,54
Romania	160	135	-15,45	1.329	1.390	4,60
Bulgaria	960	–	–	7.675	–	–
Albania	–	40	–	–	98	–
Kazakhstan	–	1	–	–	135	–
Kyrgyzstan	14	10	-28,57	8.943	292	-96,73
Uzbekistan	~0	–	–	20	–	–
Lithuania	–	~0	–	–	123	–
Estonia	18	1	-93,71	15.116	3.424	-77,35
Georgia	–	1	–	–	17	–
Croatia	1.458	1.852	27,00	12.335	39.430	219,67
Malta	253	138	-45,50	65.098	153.922	136,45
Slovakia	–	~0	–	–	1.873	–
Slovenia	902	317	-64,85	5.182	3.218	-37,90
Czech Republic	80	6.063	7.478,45	3.294	26.890	716,30
Russia Federation	13.361	313	-97,66	107.306	23.010	-78,56
Serbia	5	–	–	249	–	–
Montenegro	–	11	–	–	368	–
Instrumen Alat Musik	**20.065.323**	**21.019.077**	**4,75**	**312.263.433**	**291.126.226**	**-6,77**
Japan	3.930.159	3.682.350	-6,31	51.474.589	53.571.005	4,07
Hong Kong	43.079	58.371	35,50	682.919	926.187	35,62
Korea, Republic of	737.660	740.834	0,43	12.290.616	12.554.836	2,15
Taiwan	184.811	126.763	-31,41	2.083.080	1.734.971	-16,71
China	3.616.350	2.549.793	-29,49	34.949.269	27.177.227	-22,24
Papua New Guinea	~0	–	–	211	–	–
Thailand	165.303	145.847	-11,77	2.635.355	2.811.242	6,67
Singapore	66.214	53.624	-19,01	1.693.532	1.411.110	-16,68
Philippines	28.903	23.897	-17,32	616.959	363.177	-41,13
Malaysia	1.055.103	719.001	-31,85	13.247.646	10.569.660	-20,21
Myanmar	2.035	–	–	23.619	–	–

https://www.bps.go.id

Lanjutan Tabel 3.6

Komoditas/Negara Tujuan	Berat Bersih (kg)		Perub	Nilai FOB (US$)		Perub
	Jan–Jun 2023	Jan–Jun 2024	%	Jan–Jun 2023	Jan–Jun 2024	%
(1)	(2)	(3)	(4)	(5)	(6)	(7)
Brunei Darussalam	75	273	262,69	310	1.642	429,55
Nepal	791	215	-72,89	18.628	5.474	-70,61
Viet Nam	68.539	29.866	-56,42	878.833	465.807	-47,00
Maldives	345	–	–	9.570	–	–
India	67.016	97.056	44,82	1.774.730	2.007.428	13,11
Sri Lanka	4	10	151,06	344	519	51,09
Saudi Arabia	1	3	155,56	245	49	-80,11
Israel	20.046	9.409	-53,06	350.005	227.727	-34,94
Kuwait	995	2.186	119,72	12.282	41.188	235,36
Jordan	2.248	2.633	17,15	26.765	30.276	13,12
Lebanon	2.184	5.312	143,16	29.297	12.580	-57,06
Oman	1.586	–	–	17.356	–	–
Turkey	308.976	286.919	-7,14	3.596.401	3.540.672	-1,55
United Arab Emirates	394.277	389.349	-1,25	6.770.010	5.337.547	-21,16
Qatar	~0	–	–	86	–	–
Cyprus	3.087	871	-71,78	36.216	28.553	-21,16
Morocco	604	–	–	13.591	–	–
Namibia	5	–	–	55	–	–
South Africa	6.973	9.689	38,95	172.412	227.044	31,69
Zimbabwe	–	401	–	–	7.941	–
Mauritius	~0	39	78.748,00	41	20	-52,57
Rwanda	–	782	–	–	6.152	–
Australia	451.371	261.210	-42,13	7.064.674	4.464.525	-36,80
New Zealand	10.904	5.402	-50,46	306.820	126.146	-58,89
Guam	~0	–	–	6	–	–
New Caledonia	1	–	–	32	–	–
Vanuatu	~0	–	–	17	–	–
Fiji	140	371	165,04	1.367	4.634	238,94
Samoa	72	1	-98,05	1.412	63	-95,56
East Timor	17.151	33.108	93,04	60.977	50.455	-17,26
United States	3.823.813	6.932.307	81,29	82.944.649	84.045.770	1,33
Canada	345.896	201.750	-41,67	5.363.685	3.499.931	-34,75
Mexico	89.938	135.451	50,60	1.891.586	2.302.973	21,75
Guatemala	2.255	7.644	238,91	94.539	255.120	169,86
Nicaragua	–	1.632	–	–	50.213	–
Panama	41.498	16.155	-61,07	1.050.902	392.075	-62,69
Chile	23.195	27.567	18,85	549.495	618.763	12,61
Argentina	11.729	4.227	-63,97	376.311	105.627	-71,93
Brazil	77.515	101.310	30,70	1.480.633	1.828.284	23,48
Colombia	7.531	7.091	-5,84	188.362	167.227	-11,22
Bolivia	–	379	–	–	20.342	–
Uruguay	2.193	1.990	-9,28	54.182	40.569	-25,12
Ecuador	2.767	1.757	-36,50	89.441	25.322	-71,69
Peru	7.423	2.590	-65,11	181.043	98.315	-45,69
Jamaica	–	861	–	–	3.375	–
Costa Rica	179	–	–	6.105	–	–
French Polynesia	48	–	–	1.818	–	–
United Kingdom	472.615	510.100	7,93	8.833.382	8.795.987	-0,42
Netherlands	668.922	942.853	40,95	11.431.809	16.751.567	46,53
France	697.994	599.073	-14,17	10.755.183	9.358.546	-12,99
Germany, Fed. Rep. of	2.005.980	1.804.661	-10,04	33.887.713	25.758.653	-23,99
Austria	40	15	-62,50	4.926	1.698	-65,53
Belgium	145.126	67.555	-53,45	1.619.680	711.973	-56,04
Switzerland	2.543	3.129	23,04	90.304	98.113	8,65
Denmark	41.431	1.197	-97,11	655.523	62.338	-90,49
Norway	4.919	10.911	121,80	83.416	188.297	125,73
Sweden	36.451	33.001	-9,47	1.263.109	844.980	-33,10
Finland	13.320	18.362	37,85	291.049	296.933	2,02
Ireland	104	1.139	996,03	25.490	42.372	66,23
Italy	14.374	12.213	-15,03	350.349	334.508	-4,52
Spain	84.725	118.064	39,35	2.736.727	2.446.186	-10,62
Portugal	7.727	6.184	-19,96	131.184	91.698	-30,10
Greece	1.611	1.815	12,71	41.936	40.471	-3,49
Hungary	1.431	5.619	292,76	38.284	107.802	181,59
Poland	2.702	617	-77,18	108.298	26.467	-75,56
Romania	4.287	5.898	37,56	95.375	123.609	29,60
Bulgaria	–	2.054	–	–	44.097	–
Azerbaijan	3.152	2.519	-20,08	54.287	72.553	33,65
Belarus	908	–	–	19.644	–	–
Kazakhstan	60.271	63.361	5,13	755.749	902.667	19,44
Moldova, Republic of	–	5.542	–	–	64.713	–
Ukraine	2.816	7.387	162,33	66.264	131.330	98,19
Uzbekistan	4.523	–	–	56.145	–	–
Lithuania	14.801	13.260	-10,41	362.525	292.286	-19,37
Latvia	12.185	8.111	-33,44	331.096	239.596	-27,64
Georgia	4.196	346	-91,76	91.277	15.314	-83,22
Croatia	913	5.029	450,61	27.806	70.157	152,31
Slovakia	1.730	7.692	344,63	58.077	252.627	334,99

https://www.bps.go.id

Komoditas/Negara Tujuan	Berat Bersih (kg)		Perub	Nilai FOB (US$)		Perub
	Jan–Jun 2023	Jan–Jun 2024	%	Jan–Jun 2023	Jan–Jun 2024	%
(1)	(2)	(3)	(4)	(5)	(6)	(7)
Slovenia	9.570	10.087	5,40	209.251	179.575	-14,18
Czech Republic	13.056	3.362	-74,25	227.141	97.797	-56,94
Rep. of Macedonia	4	10	131,71	3.861	9.024	133,72
Russia Federation	107.907	67.143	-37,78	2.443.547	1.456.778	-40,38
Serbia	–	2.476	–	–	55.755	–
Barang Industri Kerajinan	**45.379.194**	**42.426.465**	**-6,51**	**247.771.034**	**220.603.278**	**-10,96**
Japan	232.240	197.939	-14,77	3.876.232	3.427.933	-11,57
Hong Kong	38.134	59.823	56,88	1.085.436	1.026.367	-5,44
Korea, Republic of	485.103	700.144	44,33	10.178.734	10.124.229	-0,54
Taiwan	171.969	104.653	-39,14	1.251.640	511.749	-59,11
China	2.022.489	2.256.446	11,57	5.028.865	9.701.255	92,91
Mongolia	4.149	4.042	-2,57	41.147	40.871	-0,67
Macau	–	4	–	–	690	–
Papua New Guinea	4.157	2.368	-43,04	29.625	10.031	-66,14
Thailand	667.128	831.714	24,67	2.009.681	1.947.082	-3,11
Singapore	165.051	152.852	-7,39	2.283.215	2.291.706	0,37
Philippines	411.450	495.275	20,37	1.520.403	1.904.346	25,25
Malaysia	491.259	410.887	-16,36	968.658	1.027.284	6,05
Myanmar	2.298	1.178	-48,75	207.147	54.086	-73,89
Cambodia	573	25.695	4.385,06	15.646	61.614	293,80
Brunei Darussalam	4.286	13.848	223,08	39.141	45.360	15,89
Nepal	125.000	75.074	-39,94	39.350	18.978	-51,77
Viet Nam	700.260	1.282.670	83,17	3.290.856	5.315.217	61,51
Maldives	12.994	5.904	-54,56	138.999	36.115	-74,02
India	20.064.406	13.845.480	-30,99	9.734.926	6.183.676	-36,48
Pakistan	9.961.774	11.857.121	19,03	7.173.691	9.555.074	33,20
Bangladesh	1.230.031	2.064.708	67,86	8.679.904	14.354.747	65,38
Sri Lanka	82.225	113.480	38,01	561.264	746.226	32,95
Afghanistan	125.000	–	–	32.250	–	–
Iraq	590	2.746	365,49	5.250	19.590	273,13
Iran (Islamic Republic of)	25.560	500.452	1.857,95	13.963	167.138	1.097,05
Saudi Arabia	18.885	14.007	-25,83	624.691	556.300	-10,95
Israel	9.374	1.867	-80,08	132.204	12.521	-90,53
Kuwait	1.175	653	-44,42	64.021	34.163	-46,64
Jordan	3.558	2.806	-21,15	34.906	19.623	-43,78
Lebanon	659	1.843	179,84	28.462	25.174	-11,55
Yemen	14.104	5.654	-59,92	110.675	48.176	-56,47
Oman	–	62	–	–	1.640	–
Syria Arab Republic	53.549	–	–	18.742	–	–
Turkey	337.538	354.572	5,05	2.143.236	2.545.836	18,78
United Arab Emirates	66.544	15.057	-77,37	930.257	421.651	-54,67
Qatar	325	219	-32,58	10.579	9.216	-12,89
Bahrain	65	408	529,56	4.301	3.605	-16,17
Cyprus	–	3.311	–	–	16.104	–
Egypt	44.276	70.489	59,20	328.723	760.295	131,29
Morocco	19.704	11.768	-40,28	167.193	65.077	-61,08
Tunisia	220	4.642	2.006,30	14.529	35.172	142,08
Algeria	–	1	–	–	301	–
Sudan	27.835	–	–	250.736	–	–
Tanzania, United Rep. of	558	787	41,08	28.509	9.495	-66,69
Madagascar	16.509	22.224	34,62	218.494	151.557	-30,64
Somalia	347	216	-37,78	11.104	9.896	-10,87
Kenya	8.217	620	-92,46	37.188	12.660	-65,96
Reunion	1.289	1.591	23,47	7.870	13.778	75,07
Mozambique	337	–	–	200	–	–
Togo	1	–	–	16	–	–
Ghana	5.875	5.902	0,45	139.950	138.588	-0,97
Guinea	–	223	–	–	1.707	–
Angola	31	–	–	527	–	–
Congo	65	1	-98,46	791	4	-99,51
Cameroon	39	21	-45,51	380	654	71,94
Nigeria	36	23	-35,39	3.688	259	-92,98
Sierra Leone	–	32	–	–	261	–
Cote D'Ivoire	100	–	–	810	–	–
Senegal	6	22	261,42	938	103	-88,98
Mali	63	–	–	488	–	–
Gambia	–	40	–	–	544	–
Seychelles	685	362	-47,18	7.096	4.798	-32,38
Uganda	–	27	–	–	203	–
Djibouti	252	4.880	1.836,51	335	1.000	198,62
Swaziland	48.963	40.068	-18,17	277.620	328.202	18,22
South Africa	25.779	14.213	-44,87	218.602	194.397	-11,07
Mauritius	26.791	26.806	0,06	58.482	46.451	-20,57
Mayotte	584	–	–	6.207	–	–
Democratic Rep. of the Congo	27	–	–	203	–	–
Australia	334.864	212.060	-36,67	2.806.862	1.914.892	-31,78
New Zealand	30.950	37.207	20,21	110.956	130.406	17,53

https://www.bps.go.id

Lanjutan Tabel 3.6

Komoditas/Negara Tujuan	Berat Bersih (kg)		Perub	Nilai FOB (US$)		Perub
	Jan–Jun 2023	Jan–Jun 2024	%	Jan–Jun 2023	Jan–Jun 2024	%
(1)	(2)	(3)	(4)	(5)	(6)	(7)
Guam	616	429	-30,36	3.155	3.462	9,71
New Caledonia	235	1.309	456,27	3.268	4.541	38,95
Northern Mariana Islands	169	220	30,56	4.209	1.354	-67,83
Saint Vincent and the Grenadines	–	64	–	–	200	–
Vanuatu	18	65	265,70	813	577	-29,04
Cook Islands	295	1.170	296,41	1.330	11.270	747,20
Fiji	1.956	3.296	68,52	17.017	34.157	100,73
Kiribati	–	98	–	–	1.078	–
Solomon Islands	21	24	12,46	2.233	10	-99,55
East Timor	41.636	41.940	0,73	129.227	118.945	-7,96
United States	5.525.376	4.635.166	-16,11	142.268.762	109.213.322	-23,23
Canada	56.179	40.803	-27,37	1.384.912	1.058.940	-23,54
Mexico	126.179	172.857	36,99	737.798	834.629	13,12
Guatemala	–	12.433	–	–	193.657	–
Honduras	8	–	–	279	–	–
Nicaragua	1.918	53	-97,24	30.787	6	-99,98
Panama	396	742	87,44	4.173	4.419	5,89
Suriname	9.486	7.593	-19,96	71.254	68.170	-4,33
Chile	12.357	15.825	28,06	130.226	112.667	-13,48
Argentina	15.789	262	-98,34	115.484	4.177	-96,38
Brazil	55.268	36.090	-34,70	714.483	580.495	-18,75
Colombia	29.546	10.954	-62,93	1.488.185	264.020	-82,26
Uruguay	508	30	-94,09	6.909	623	-90,98
Paraguay	1.693	2.192	29,43	121.680	157.730	29,63
Ecuador	152	222	45,59	16.383	13.413	-18,13
Peru	20.191	128.820	538,02	460.698	380.171	-17,48
Guyana	66	–	–	308	–	–
Trinidad and Tobago	12.313	–	–	71.570	–	–
Bahamas	15	–	–	578	–	–
Jamaica	348	948	172,37	3.873	7.653	97,62
Puerto Rico	–	618	–	–	503	–
Dominican Republic	2.120	939	-55,71	11.055	6.277	-43,22
El Salvador	82.041	98.014	19,47	538.693	704.177	30,72
Costa Rica	2.957	16.960	473,65	25.669	12.145	-52,69
Aruba	–	70	–	–	218	–
Bermuda	75	50	-33,33	4.912	851	-82,67
Cayman Islands	263	51	-80,76	1.716	217	-87,37
French Guiana	96	–	–	1.414	–	–
French Polynesia	1.447	926	-36,00	7.237	6.703	-7,38
Martinique	651	604	-7,23	1.387	5.032	262,85
Netherlands Antilles	553	56	-89,88	2.857	773	-72,93
Turks and Caicos Islands	28	–	–	590	–	–
Guadeloupe	270	542	101,11	6.915	6.559	-5,16
Virgin Islands (British)	–	284	–	–	2.007	–
U.S. Virgin Islands	52	–	–	2.385	–	–
United Kingdom	196.797	214.789	9,14	6.981.332	5.732.649	-17,89
Netherlands	107.103	115.673	8,00	983.613	1.490.107	51,49
France	43.083	78.935	83,21	1.488.431	1.257.436	-15,52
Germany, Fed. Rep. of	237.726	203.308	-14,48	12.719.715	14.390.659	13,14
Austria	17.033	17.879	4,97	93.412	117.211	25,48
Belgium	36.133	27.551	-23,75	553.237	283.255	-48,80
Switzerland	5.828	1.748	-70,01	177.248	164.556	-7,16
Luxembourg	120	120	0,00	2.260	3.000	32,74
Denmark	5.994	5.864	-2,16	41.455	35.856	-13,51
Norway	1.770	2.731	54,26	19.094	14.443	-24,36
Sweden	9.843	4.211	-57,22	297.846	176.222	-40,83
Finland	3.746	3.436	-8,28	472.238	426.442	-9,70
Ireland	3.272	4.583	40,08	415.163	570.059	37,31
Italy	108.599	105.245	-3,09	2.178.780	1.925.276	-11,64
Spain	131.177	201.165	53,35	914.959	693.004	-24,26
Portugal	105.116	130.439	24,09	695.092	731.568	5,25
Iceland	–	2	–	–	450	–
Greece	21.359	17.712	-17,08	164.649	188.323	14,38
Hungary	15.882	460	-97,10	68.350	28.117	-58,86
Poland	134.060	165.181	23,21	1.285.436	1.510.657	17,52
Romania	10.831	9.809	-9,44	353.406	249.329	-29,45
Bulgaria	815	209	-74,33	4.114	474	-88,47
Albania	193	–	–	1.746	–	–
Armenia	59	–	–	2.315	–	–
Kyrgyzstan	5	–	–	5	–	–
Turkmenistan	3.295	989	-69,99	28.813	9.900	-65,64
Uzbekistan	–	12	–	–	477	–
Lithuania	180	5.288	2.837,64	5.683	61.754	986,66
Latvia	–	132	–	–	6.820	–
Estonia	37	–	–	744	–	–
Croatia	1.066	600	-43,75	17.915	3.461	-80,68
Bosnia and Herzegovina	34	–	–	9.324	–	–
Malta	560	269	-52,00	12.810	2.120	-83,45

https://www.bps.go.id

Komoditas/Negara Tujuan	Berat Bersih (kg)		Perub	Nilai FOB (US$)		Perub
	Jan–Jun 2023	Jan–Jun 2024	%	Jan–Jun 2023	Jan–Jun 2024	%
(1)	(2)	(3)	(4)	(5)	(6)	(7)
Slovakia	1.448	380	-73,76	96.713	33.803	-65,05
Slovenia	824	1.275	54,85	4.027	3.329	-17,33
Czech Republic	35.428	7.921	-77,64	2.061.529	426.732	-79,30
Russia Federation	5.657	3.128	-44,70	57.679	31.832	-44,81
Serbia	2.535	2.497	-1,50	160.888	128.638	-20,04
Montenegro	–	1.027	–	–	4.100	–
Mainan Anak-Anak	**16.147.095**	**17.676.215**	**9,47**	**201.631.261**	**211.475.908**	**4,88**
Japan	251.049	503.878	100,71	3.933.878	5.334.191	35,60
Hong Kong	50.958	92.740	81,99	919.371	1.631.907	77,50
Korea, Republic of	103.844	181.929	75,19	1.416.580	1.894.885	33,76
Taiwan	13.755	5.933	-56,87	69.762	15.049	-78,43
China	824.073	743.054	-9,83	9.339.716	9.051.669	-3,08
Papua New Guinea	138	106	-22,82	303	260	-14,44
Thailand	2.818	5.221	85,29	40.949	70.016	70,98
Singapore	159.044	118.895	-25,24	14.796.164	7.339.937	-50,39
Philippines	15.211	17.875	17,51	171.695	168.172	-2,05
Malaysia	226.724	125.141	-44,80	1.569.586	1.114.879	-28,97
Brunei Darussalam	91	1.712	1.783,78	6.133	19.893	224,35
Viet Nam	890	796	-10,54	7.182	6.587	-8,28
Maldives	1.828	–	–	1.814	–	–
India	154.345	234.723	52,08	1.643.391	2.590.786	57,65
Sri Lanka	11.018	17.085	55,06	53.196	84.235	58,35
Saudi Arabia	24.649	16.786	-31,90	184.445	131.254	-28,84
Israel	17.227	26.199	52,08	179.745	252.850	40,67
Kuwait	6.988	2.748	-60,68	49.517	21.625	-56,33
Turkey	242.616	178.517	-26,42	2.707.759	2.009.711	-25,78
United Arab Emirates	68.650	60.309	-12,15	669.653	508.068	-24,13
Qatar	3.346	1.197	-64,22	23.684	9.240	-60,99
Egypt	2.500	–	–	31.603	–	–
Kenya	60	–	–	264	–	–
Nigeria	–	14	–	–	12	–
South Africa	60.465	18.568	-69,29	773.376	207.020	-73,23
Mauritius	900	–	–	9.940	–	–
Australia	407.418	465.364	14,22	5.791.484	5.230.267	-9,69
New Zealand	35.643	53.627	50,46	489.664	516.325	5,44
New Caledonia	330	–	–	1.500	–	–
Cook Islands	12	42	250,00	198	679	242,73
Christmas Islands	17	–	–	54	–	–
East Timor	15.816	20.473	29,44	25.169	28.195	12,03
United States	7.881.744	8.701.975	10,41	87.154.441	100.256.645	15,03
Canada	313.902	450.245	43,43	3.397.968	4.631.307	36,30
Mexico	523.883	686.177	30,98	5.603.772	7.496.913	33,78
Panama	712	1.358	90,86	4.614	8.340	80,75
Chile	67.394	82.102	21,82	713.151	945.849	32,63
Venezuela	1.348	–	–	10.278	–	–
Brazil	280.582	367.241	30,89	2.727.575	3.575.966	31,10
Colombia	34.137	35.892	5,14	348.348	401.621	15,29
Ecuador	7.002	8.906	27,19	119.424	140.525	17,67
Peru	31.306	38.047	21,53	321.365	424.867	32,21
Puerto Rico	–	276	–	–	316	–
Bermuda	–	100	–	–	3.500	–
French Polynesia	140	474	238,57	1.167	1.671	43,19
United Kingdom	1.187.078	1.089.364	-8,23	19.016.053	16.835.507	-11,47
Netherlands	286.614	517.931	80,71	3.401.238	5.753.838	69,17
France	555.232	412.751	-25,66	5.963.543	4.590.549	-23,02
Germany, Fed. Rep. of	543.727	559.827	2,96	7.808.947	7.543.772	-3,40
Austria	13.720	6.191	-54,87	119.636	50.263	-57,99
Belgium	115.126	36.943	-67,91	874.535	264.379	-69,77
Switzerland	8.616	15.696	82,16	247.588	243.534	-1,64
Denmark	89.762	52.214	-41,83	1.794.762	1.112.463	-38,02
Norway	4.924	3.880	-21,21	62.563	43.431	-30,58
Sweden	64.735	91.022	40,61	637.334	787.983	23,64
Finland	3.575	9.810	174,42	35.034	114.353	226,41
Ireland	77.196	72.818	-5,67	782.805	761.536	-2,72
Italy	211.598	319.627	51,05	2.415.300	3.342.737	38,40
Spain	75.695	304.568	302,36	603.008	3.321.969	450,90
Portugal	331	487	47,33	3.421	5.228	52,81
Iceland	–	8.896	–	–	91.507	–
Greece	79.350	103.495	30,43	950.159	1.253.790	31,96
Hungary	6.737	13.200	95,93	102.306	123.736	20,95
Poland	334.943	374.627	11,85	3.649.369	4.111.137	12,65
Romania	55.964	48.791	-12,82	386.875	413.336	6,84
Bulgaria	9.279	2.990	-67,78	159.457	42.972	-73,05
Uzbekistan	–	2.213	–	–	25.701	–
Lithuania	2	7.296	292.902,81	21	132.539	621.564,17
Estonia	1.395	3.447	147,00	34.375	79.216	130,45
Georgia	–	40	–	–	2.000	–

https://www.bps.go.id

Lanjutan Tabel 3.6

Komoditas/Negara Tujuan	Berat Bersih (kg)		Perub	Nilai FOB (US$)		Perub
	Jan–Jun 2023	Jan–Jun 2024	%	Jan–Jun 2023	Jan–Jun 2024	%
(1)	(2)	(3)	(4)	(5)	(6)	(7)
Croatia	50	3.512	6.924,39	1.000	70.593	6.959,35
Czech Republic	419.987	330.290	-21,36	4.739.059	3.947.770	-16,70
Russia Federation	156.884	17.120	-89,09	2.532.996	257.664	-89,83
Serbia	–	1.445	–	–	27.176	–
Alat Olah Raga	**4.976.529**	**5.055.524**	**1,59**	**132.899.659**	**126.301.210**	**-4,96**
Japan	369.404	215.798	-41,58	21.997.760	10.279.982	-53,27
Hong Kong	8.859	5.847	-34,00	387.013	134.840	-65,16
Korea, Republic of	404.871	476.014	17,57	14.666.083	13.449.812	-8,29
Taiwan	65.577	49.579	-24,40	1.219.519	883.976	-27,51
China	87.400	102.079	16,79	7.930.677	7.624.552	-3,86
Papua New Guinea	–	40	–	–	12.106	–
Thailand	22.835	20.440	-10,49	426.540	358.195	-16,02
Singapore	32.123	32.926	2,50	865.352	1.155.443	33,52
Philippines	9.317	9.690	4,01	440.117	578.520	31,45
Malaysia	77.298	82.057	6,16	736.453	1.305.773	77,31
Cambodia	–	29	–	–	962	–
Brunei Darussalam	241	46	-80,96	2.449	4.659	90,27
Viet Nam	11.745	7.814	-33,47	230.768	369.265	60,02
Maldives	391	876	123,96	4.830	18.091	274,56
India	246.226	56.196	-77,18	2.342.413	457.549	-80,47
Pakistan	23.506	29.800	26,78	12.947	14.550	12,38
Bangladesh	2.683	1.771	-34,01	30.771	17.955	-41,65
Sri Lanka	5.924	3.903	-34,12	76.755	56.771	-26,04
Saudi Arabia	58	10.937	18.883,86	500	152.610	30.422,09
Israel	13.499	13.995	3,67	146.268	181.844	24,32
Jordan	–	9	–	–	114	–
Turkey	10.480	21.858	108,58	105.500	339.673	221,96
United Arab Emirates	21.493	22.885	6,47	311.155	333.802	7,28
Qatar	16	12	-25,47	3.664	3.308	-9,71
Bahrain	–	162	–	–	1.847	–
Cyprus	36	–	–	1.653	–	–
Egypt	900	–	–	28.869	–	–
Morocco	959	3.477	262,70	18.600	54.695	194,06
Sudan	5.202	12.053	131,70	47.833	114.048	138,43
Namibia	5	–	–	30	–	–
Kenya	231	–	–	568	–	–
Togo	–	78	–	–	47	–
Congo	1	–	–	50	–	–
Cameroon	12	–	–	20	–	–
Nigeria	8.293	4.301	-48,14	99.120	49.280	-50,28
Senegal	75	18	-75,64	1.365	55	-95,97
Seychelles	118	–	–	804	–	–
South Africa	41.140	38.707	-5,91	538.225	582.435	8,21
Mauritius	33	338	920,58	4.879	13.571	178,18
Australia	171.039	171.984	0,55	3.665.166	3.688.349	0,63
New Zealand	2.719	4.711	73,28	123.548	143.071	15,80
Christmas Islands	21	–	–	137	–	–
East Timor	24.676	19.879	-19,44	37.351	28.559	-23,54
United States	1.629.129	2.144.496	31,63	49.924.512	56.634.132	13,44
Canada	53.219	41.087	-22,80	1.489.042	856.544	-42,48
Mexico	19.456	39.978	105,47	960.370	1.557.092	62,13
Panama	11.071	14.278	28,96	143.551	231.772	61,46
Chile	20.808	39.931	91,90	282.039	485.843	72,26
Argentina	4.768	7.440	56,03	60.555	73.452	21,30
Brazil	36.999	28.847	-22,03	405.415	352.013	-13,17
Colombia	8.423	7.118	-15,50	100.620	102.976	2,34
Bolivia	87	–	–	1.901	–	–
Uruguay	8.749	6.066	-30,66	175.497	268.256	52,86
Paraguay	3.508	–	–	29.887	–	–
Ecuador	2.974	121	-95,93	45.766	3.227	-92,95
Peru	38.136	29.770	-21,94	698.840	508.098	-27,29
Puerto Rico	369	796	115,56	11.417	14.264	24,93
Guadeloupe	15	–	–	750	–	–
Virgin Islands (British)	150	–	–	572	–	–
United Kingdom	467.264	311.181	-33,40	4.988.139	5.009.797	0,43
Netherlands	356.693	671.251	88,19	4.306.154	10.054.028	133,48
France	31.137	21.458	-31,09	1.353.415	1.398.975	3,37
Germany, Fed. Rep. of	407.836	36.021	-91,17	6.599.298	1.281.801	-80,58
Austria	22.824	4.770	-79,10	807.568	180.469	-77,65
Belgium	6.494	7.259	11,79	251.956	348.961	38,50
Switzerland	43.103	363	-99,16	438.188	17.382	-96,03
Denmark	134	1.338	901,96	14.735	77.526	426,14
Norway	8.489	2.465	-70,97	283.115	97.288	-65,64
Sweden	3.368	1.208	-64,14	153.901	64.645	-58,00
Finland	–	1.919	–	–	23.604	–
Ireland	190	136	-28,37	17.629	10.748	-39,03
Italy	34.587	71.355	106,31	1.479.413	1.970.289	33,18

https://www.bps.go.id

Komoditas/Negara Tujuan	Berat Bersih (kg)		Perub	Nilai FOB (US$)		Perub
	Jan–Jun 2023	Jan–Jun 2024	%	Jan–Jun 2023	Jan–Jun 2024	%
(1)	(2)	(3)	(4)	(5)	(6)	(7)
Spain	73.847	130.737	77,04	1.043.425	1.914.273	83,46
Portugal	–	2.080	–	–	64.135	–
Greece	3.888	509	-86,90	48.404	16.605	-65,70
Hungary	214	509	137,97	9.462	22.063	133,18
Poland	901	1.660	84,15	17.670	7.724	-56,29
Bulgaria	40	49	23,93	3.981	5.648	41,87
Kazakhstan	205	2.580	1.158,19	3.038	32.898	982,81
Ukraine	199	11	-94,62	3.306	252	-92,36
Lithuania	751	1.630	116,93	6.120	25.940	323,86
Estonia	956	1.710	78,88	48.335	63.192	30,74
Croatia	–	189	–	–	3.927	–
Slovenia	1.051	2.010	91,22	38.730	79.314	104,79
Czech Republic	1.476	345	-76,63	108.543	16.878	-84,45
Russia Federation	3.615	551	-84,76	38.636	14.867	-61,52
Serbia	1	–	–	16	–	–
Peralatan Kedokteran dan Kedokteran Gigi	**12.022.297**	**11.094.042**	**-7,72**	**130.436.553**	**119.938.905**	**-8,05**
Japan	836.002	800.961	-4,19	4.931.773	3.487.215	-29,29
Hong Kong	26.757	9.826	-63,28	429.051	123.862	-71,13
Korea, Republic of	172.366	174.452	1,21	980.829	1.284.145	30,92
Taiwan	39.189	31.884	-18,64	331.316	296.195	-10,60
China	20.186	21.739	7,70	1.072.894	1.234.332	15,05
Mongolia	8.048	7.872	-2,18	40.339	37.911	-6,02
Macau	–	6.614	–	–	80.486	–
Thailand	86.517	104.378	20,64	1.402.934	1.923.841	37,13
Singapore	4.032.514	3.981.457	-1,27	44.885.127	41.038.321	-8,57
Philippines	237.009	141.607	-40,25	3.010.641	1.801.818	-40,15
Malaysia	63.730	69.635	9,27	5.696.004	8.192.711	43,83
Myanmar	18.502	16.180	-12,55	142.574	142.466	-0,08
Cambodia	2.886	13.310	361,15	21.645	145.790	573,55
Brunei Darussalam	–	27	–	–	84	–
Nepal	817	732	-10,40	17.297	15.377	-11,10
Viet Nam	116.205	74.555	-35,84	1.082.524	704.474	-34,92
Maldives	23	100	344,49	10	4.333	42.134,89
India	187.713	188.880	0,62	5.550.064	4.785.660	-13,77
Pakistan	114.940	71.892	-37,45	1.149.129	951.997	-17,15
Bangladesh	81.137	39.762	-50,99	681.769	299.272	-56,10
Sri Lanka	–	9.713	–	–	80.736	–
Iraq	271	–	–	40.511	–	–
Iran (Islamic Republic of)	2.130	–	–	15.256	–	–
Saudi Arabia	48.965	28.954	-40,87	504.274	293.887	-41,72
Kuwait	24	3.472	14.288,73	735	30.086	3.993,47
Lebanon	–	1.009	–	–	15.516	–
Yemen	31.539	–	–	296.485	–	–
Oman	–	3.402	–	–	7.447	–
Turkey	100.332	10.205	-89,83	756.744	74.611	-90,14
United Arab Emirates	79.446	7.484	-90,58	741.358	57.812	-92,20
Bahrain	–	531	–	–	4.712	–
Egypt	73.279	67.697	-7,62	744.064	238.463	-67,95
Morocco	110.352	140.828	27,62	865.682	1.104.759	27,62
Tunisia	190.608	–	–	1.495.270	–	–
Sudan	260.812	16.656	-93,61	2.263.541	109.932	-95,14
Tanzania, United Rep. of	49.837	9.986	-79,96	856.238	71.911	-91,60
Somalia	2.392	–	–	22.458	–	–
Kenya	14.140	–	–	149.149	–	–
Mozambique	71.693	2.803	-96,09	1.250.917	130.066	-89,60
Liberia	439	249	-43,39	50.970	28.740	-43,61
Guinea	87.290	–	–	811.206	–	–
Congo	1.244	175.074	13.971,30	97.840	1.626.996	1.562,91
Cameroon	54.386	–	–	497.534	–	–
Nigeria	~0	7.938	3.175.262,80	607	306.745	50.434,60
Sierra Leone	372	18.821	4.959,45	45.747	198.175	333,20
Cote D'Ivoire	1.888	–	–	9.113	–	–
Senegal	–	37	–	–	42	–
Guinea Bissau	–	4.253	–	–	19.280	–
Uganda	83.081	–	–	738.327	–	–
Niger	53.312	66.613	24,95	476.967	566.899	18,86
Swaziland	273	–	–	215.035	–	–
South Africa	201	–	–	2.851	–	–
Zambia	–	11.474	–	–	113.424	–
Burundi	15.906	–	–	148.599	–	–
Mauritius	38	–	–	2.351	–	–
Democratic Rep. of the Congo	11.718	120.807	930,97	820.920	1.228.464	49,64
Australia	361.373	328.735	-9,03	2.417.796	2.238.612	-7,41
New Zealand	323	13.552	4.096,77	4.449	79.060	1.677,18
Fiji	–	5.377	–	–	80.203	–
East Timor	59.090	42.597	-27,91	347.443	290.694	-16,33
United States	483.551	547.246	13,17	7.572.607	11.777.076	55,52

https://www.bps.go.id

Lanjutan Tabel 3.6

Komoditas/Negara Tujuan	Berat Bersih (kg)		Perub	Nilai FOB (US$)		Perub
	Jan–Jun 2023	Jan–Jun 2024	%	Jan–Jun 2023	Jan–Jun 2024	%
(1)	(2)	(3)	(4)	(5)	(6)	(7)
Canada	3.224	–	–	63.411	–	–
Mexico	1.021.853	1.104.347	8,07	5.611.937	6.186.632	10,24
Guatemala	102.182	106.238	3,97	614.722	593.185	-3,50
Honduras	81.803	51.622	-36,89	433.181	321.240	-25,84
Nicaragua	201.884	173.850	-13,89	1.171.564	1.066.242	-8,99
Panama	453.302	289.853	-36,06	2.553.170	1.757.801	-31,15
Chile	257.696	231.764	-10,06	1.204.027	1.191.707	-1,02
Argentina	117.508	80.038	-31,89	605.476	476.993	-21,22
Brazil	544	990	82,07	86.985	13.935	-83,98
Colombia	28.617	370	-98,71	167.171	4.179	-97,50
Uruguay	297.237	261.040	-12,18	1.768.081	1.554.926	-12,06
Paraguay	20.652	22.737	10,10	101.286	107.091	5,73
Ecuador	256.328	149.177	-41,80	1.323.067	787.390	-40,49
Peru	135.450	241.048	77,96	1.621.306	2.916.300	79,87
Dominican Republic	55.885	57.586	3,04	584.937	266.097	-54,51
El Salvador	232.598	378.881	62,89	1.220.250	1.952.216	59,98
Costa Rica	50.095	56.614	13,01	253.708	328.628	29,53
Haiti	9.144	–	–	94.050	–	–
United Kingdom	51.441	80.365	56,23	486.340	835.208	71,73
Netherlands	67.097	84.496	25,93	2.659.685	3.384.772	27,26
France	7.707	1.607	-79,15	105.668	99.274	-6,05
Germany, Fed. Rep. of	43.828	43.965	0,31	2.328.746	2.694.943	15,73
Austria	21	–	–	795	–	–
Belgium	56.601	62.097	9,71	1.319.770	3.746.213	183,85
Switzerland	20.082	819	-95,92	6.923.097	277.025	-96,00
Denmark	315	18	-94,32	39.674	615	-98,45
Sweden	–	1	–	–	80	–
Finland	–	109	–	–	70.055	–
Italy	6.452	771	-88,06	152.806	183.842	20,31
Spain	7.392	7.904	6,93	77.889	67.040	-13,93
Iceland	23	–	–	1.924	–	–
Poland	130.416	137.999	5,81	1.095.551	1.185.907	8,25
Romania	1.008	–	–	2.016	–	–
Kazakhstan	8.862	62.662	607,12	73.038	515.335	605,57
Croatia	99	97	-1,93	2.084	2.726	30,76
Slovenia	–	30	–	–	491	–
Czech Republic	–	3.572	–	–	26.112	–
Russia Federation	106	2	-97,69	175	64	-63,36
Kaca Mata dan Bagiannya	**1.277.899**	**1.436.094**	**12,38**	**54.660.736**	**40.608.018**	**-25,71**
Japan	245	91.063	36.994,46	23.551	8.482.119	35.915,27
Hong Kong	1.868	1.019	-45,45	271.469	205.408	-24,33
Korea, Republic of	2	2	12,64	460	99	-78,55
Taiwan	6	9	46,96	185	379	105,11
China	21.424	20.464	-4,48	839.666	447.848	-46,66
Thailand	299.934	331.327	10,47	5.165.255	4.770.829	-7,64
Singapore	32.938	4.745	-85,59	4.915.604	2.063.068	-58,03
Philippines	610	1.676	174,98	40.827	123.264	201,92
Malaysia	1.049	3.641	247,11	144.453	275.917	91,01
Myanmar	–	330	–	–	81.578	–
Brunei Darussalam	3	–	–	114	–	–
Viet Nam	3	252	7.311,76	117	5.905	4.938,77
Maldives	–	22	–	–	504	–
India	22.302	21.764	-2,41	370.594	330.059	-10,94
Pakistan	256	–	–	2.194	–	–
Sri Lanka	–	21	–	–	3.748	–
Saudi Arabia	1.093	1.488	36,13	57.833	84.021	45,28
Israel	798	1.237	54,95	56.647	77.559	36,92
Jordan	~0	–	–	7	–	–
Lebanon	4	–	–	48	–	–
Oman	–	501	–	–	286	–
Turkey	1.475	1.058	-28,25	119.027	110.024	-7,56
United Arab Emirates	365	828	126,79	22.305	28.424	27,44
Qatar	184	179	-2,69	12.115	9.562	-21,07
Cyprus	210	635	202,14	20.126	60.308	199,65
Libyan Arab Jamahiriya	–	73	–	–	9.841	–
Kenya	75	67	-11,33	6.515	5.968	-8,40
Congo	2	–	–	110	–	–
Senegal	–	37	–	–	90	–
Swaziland	4.974	–	–	458.574	–	–
South Africa	–	72	–	–	14.241	–
Australia	8.690	4.407	-49,29	455.088	200.279	-55,99
New Zealand	258	597	131,40	12.670	28.296	123,33
Cook Islands	–	75	–	–	4.588	–
East Timor	5.270	3.801	-27,87	10.935	9.061	-17,14
United States	754.393	885.403	17,37	17.048.009	19.447.770	14,08
Canada	1	–	–	12	–	–
Mexico	308	286	-7,14	30.788	17.341	-43,67

https://www.bps.go.id

Komoditas/Negara Tujuan	Berat Bersih (kg)		Perub	Nilai FOB (US$)		Perub
	Jan–Jun 2023	Jan–Jun 2024	%	Jan–Jun 2023	Jan–Jun 2024	%
(1)	(2)	(3)	(4)	(5)	(6)	(7)
Argentina	304	214	-29,49	31.997	32.912	2,86
Colombia	27	1.356	5.016,98	1.900	52.800	2.678,95
Uruguay	682	–	–	29.908	–	–
Dominican Republic	459	1.116	143,14	22.557	54.485	141,55
United Kingdom	247	83	-66,40	16.586	2.415	-85,44
Netherlands	108	~0	-99,68	9.265	30	-99,68
France	332	332	0,05	105.982	99.644	-5,98
Germany, Fed. Rep. of	–	16.909	–	–	1.021.999	–
Switzerland	95.153	10.441	-89,03	23.025.092	994.563	-95,68
Luxembourg	4	36	738,26	8.429	56.941	575,50
Norway	–	~0	–	–	2.172	–
Italy	19.569	17.402	-11,08	1.065.271	942.779	-11,50
Hungary	586	7.542	1.186,95	70.809	129.793	83,30
Poland	–	1.060	–	–	105.245	–
Kazakhstan	186	–	–	30.512	–	–
Moldova, Republic of	60	55	-7,56	10.639	10.022	-5,80
Ukraine	76	85	11,84	10.013	9.977	-0,36
Uzbekistan	31	–	–	6.293	–	–
Lithuania	109	–	–	17.907	–	–
Latvia	–	~0	–	–	6	–
Bosnia and Herzegovina	29	22	-24,14	3.671	2.434	-33,71
Czech Republic	1.201	2.363	96,83	108.610	191.364	76,19
Russia Federation	–	1	–	–	50	–
Alat Permainan	**4.907.233**	**5.526.398**	**12,62**	**36.575.704**	**43.830.238**	**19,83**
Japan	21.625	29.049	34,33	239.248	199.944	-16,43
Hong Kong	173.479	137.910	-20,50	1.609.239	1.258.485	-21,80
Korea, Republic of	8.329	7.699	-7,56	117.121	110.833	-5,37
Taiwan	5.263	10.858	106,33	36.584	146.332	299,99
China	109.618	123.727	12,87	1.008.204	1.992.672	97,65
Papua New Guinea	670	165	-75,39	1.589	827	-47,95
Thailand	56.788	1.264	-97,77	212.391	89.174	-58,01
Singapore	22.061	82.144	272,36	1.641.111	1.144.163	-30,28
Philippines	6.896	1.372	-80,10	159.718	21.269	-86,68
Malaysia	84.570	100.450	18,78	293.553	1.083.743	269,18
Cambodia	–	228	–	–	1.379	–
Brunei Darussalam	2.291	1.488	-35,02	5.328	3.543	-33,50
Viet Nam	109.030	226.029	107,31	1.048.373	2.070.588	97,51
Maldives	829	547	-34,06	3.898	2.831	-27,38
India	57.672	138.163	139,57	423.890	997.050	135,21
Pakistan	–	1.342	–	–	18.059	–
Sri Lanka	178	45	-74,78	1.739	153	-91,20
Saudi Arabia	–	4	–	–	4	–
Israel	12.302	11.471	-6,76	57.998	55.449	-4,40
Kuwait	240	–	–	2.600	–	–
Oman	–	181	–	–	110	–
Turkey	53.565	41.231	-23,03	436.490	295.475	-32,31
United Arab Emirates	1.777	5.439	206,10	16.038	71.245	344,22
Qatar	58	–	–	452	–	–
Egypt	–	16.080	–	–	81.672	–
Seychelles	99	–	–	670	–	–
South Africa	7.041	1.749	-75,15	47.757	14.895	-68,81
Mauritius	–	208	–	–	1.238	–
Australia	191.600	109.062	-43,08	1.415.940	752.834	-46,83
New Zealand	5.493	5.211	-5,12	46.526	43.394	-6,73
East Timor	38.860	44.441	14,36	65.152	44.498	-31,70
United States	2.238.115	2.539.328	13,46	15.304.033	20.129.138	31,53
Canada	119.299	57.772	-51,57	895.401	396.341	-55,74
Mexico	378.918	638.409	68,48	2.517.135	4.256.785	69,11
Panama	–	233	–	–	1.762	–
Chile	42.287	36.943	-12,64	283.548	250.100	-11,80
Brazil	131.683	92.299	-29,91	897.876	627.172	-30,15
Colombia	4.182	12.794	205,90	31.270	88.095	181,73
Peru	9.924	12.779	28,77	67.158	89.319	33,00
United Kingdom	246.454	236.633	-3,98	1.539.378	1.392.903	-9,52
Netherlands	46.638	141.085	202,51	357.985	1.223.468	241,77
France	94.897	26.724	-71,84	1.415.919	879.462	-37,89
Germany, Fed. Rep. of	29.005	98.394	239,23	333.722	376.402	12,79
Belgium	19.262	14.993	-22,17	104.228	107.105	2,76
Switzerland	1.659	1.338	-19,35	10.612	9.209	-13,22
Denmark	11.197	9.497	-15,18	85.758	66.131	-22,89
Norway	35	629	1.696,43	144	3.773	2.516,10
Sweden	4.980	878	-82,37	15.460	9.439	-38,95
Finland	4.652	3.194	-31,34	37.949	16.818	-55,68
Ireland	8.826	6.162	-30,19	47.961	33.185	-30,81
Italy	75.669	62.006	-18,06	621.329	463.201	-25,45
Spain	4.044	50.696	1.153,66	41.960	378.858	802,91
Greece	24.264	22.161	-8,67	161.980	147.698	-8,82

https://www.bps.go.id

Lanjutan Tabel 3.6

Komoditas/Negara Tujuan	Berat Bersih (kg)		Perub	Nilai FOB (US$)		Perub
	Jan–Jun 2023	Jan–Jun 2024	%	Jan–Jun 2023	Jan–Jun 2024	%
(1)	(2)	(3)	(4)	(5)	(6)	(7)
Poland	63.837	79.273	24,18	436.613	530.258	21,45
Romania	16.876	2.697	-84,02	67.981	6.666	-90,20
Estonia	1.108	923	-16,66	31.796	24.013	-24,48
Czech Republic	359.086	280.910	-21,77	2.376.898	1.820.176	-23,42
Russia Federation	–	89	–	–	904	–
Peralatan untuk Pelindung Keselamatan	**2.998.409**	**3.229.916**	**7,72**	**36.970.813**	**35.033.843**	**-5,24**
Japan	1.018.783	1.204.065	18,19	13.477.982	16.422.584	21,85
Hong Kong	1.501	18.852	1.156,00	36.309	162.544	347,67
Korea, Republic of	113.432	359.354	216,80	1.504.522	2.074.955	37,91
Taiwan	80.347	57.630	-28,27	1.570.133	1.176.234	-25,09
China	29.202	12.647	-56,69	1.042.943	474.441	-54,51
Mongolia	1	–	–	2	–	–
Thailand	16.077	6.767	-57,91	381.580	168.867	-55,75
Singapore	285.716	107.168	-62,49	846.165	407.717	-51,82
Philippines	165.541	144.365	-12,79	1.710.957	1.701.762	-0,54
Malaysia	178.379	335.199	87,91	884.996	1.670.064	88,71
Brunei Darussalam	617	2.274	268,63	2.422	11.900	391,29
Nepal	1.472	–	–	34.069	–	–
Bhutan	–	37	–	–	574	–
Viet Nam	22.034	9.700	-55,98	357.947	172.253	-51,88
Maldives	–	5.443	–	–	27.425	–
India	4.729	11.590	145,06	99.509	290.456	191,89
Bangladesh	1.142	1.178	3,12	3.570	25.986	627,90
Saudi Arabia	83.114	41.764	-49,75	793.480	325.108	-59,03
Yemen	28.689	36.000	25,48	229.522	254.076	10,70
Oman	–	735	–	–	1.650	–
United Arab Emirates	25.629	11.176	-56,40	210.176	147.700	-29,73
Qatar	230	1.272	453,19	15.027	6.396	-57,44
Egypt	37	–	–	282	–	–
Libyan Arab Jamahiriya	251	50	-80,08	1.670	480	-71,25
Algeria	311.360	233.671	-24,95	2.701.568	1.803.310	-33,25
Tanzania, United Rep. of	12.800	–	–	76.800	–	–
Somalia	62	60	-3,23	800	484	-39,55
Kenya	–	12.800	–	–	60.700	–
Togo	26.249	8.005	-69,50	313.759	89.905	-71,35
Guinea	6.820	–	–	18.640	–	–
Cote D'Ivoire	4	–	–	20	–	–
Senegal	–	37	–	–	45	–
Australia	51.803	58.271	12,48	723.744	881.245	21,76
New Zealand	43	434	909,95	1.454	1.463	0,64
Nauru	–	10	–	–	4.039	–
East Timor	64.134	86.829	35,39	117.480	127.094	8,18
United States	183.820	170.152	-7,44	5.097.539	3.263.685	-35,98
Canada	164	8.283	4.938,15	8.420	118.098	1.302,65
Mexico	–	57.226	–	–	1.243.993	–
Panama	18	60	234,40	650	2.753	323,45
Chile	–	1	–	–	20	–
Argentina	1.449	–	–	26.664	–	–
Brazil	22.356	25.843	15,60	324.800	447.299	37,72
Colombia	1.491	–	–	32.399	–	–
Ecuador	1.314	–	–	37.554	–	–
Peru	3.353	–	–	75.253	–	–
United Kingdom	1.049	403	-61,58	6.544	13.396	104,71
Netherlands	53.825	94.647	75,84	242.037	391.540	61,77
France	10.140	109	-98,92	54.131	12.628	-76,67
Germany, Fed. Rep. of	48.550	22.418	-53,83	195.132	92.235	-52,73
Belgium	35.198	55.400	57,40	464.737	217.061	-53,29
Switzerland	~0	–	–	1	–	–
Norway	–	31	–	–	11.352	–
Sweden	–	124	–	–	16.856	–
Finland	3.107	–	–	75.275	–	–
Italy	55.848	27.636	-50,52	1.043.132	704.746	-32,44
Spain	7	57	679,31	370	2.160	483,82
Portugal	19	–	–	749	–	–
Greece	98	–	–	3.313	–	–
Poland	26.282	–	–	93.986	–	–
Romania	1.128	–	–	5.550	–	–
Bulgaria	75	–	–	87	–	–
Kazakhstan	–	19	–	–	509	–
Ukraine	–	124	–	–	4.057	–
Slovenia	81	–	–	1.067	–	–
Czech Republic	1	1	0,00	1	~0	-24,00
Russia Federation	18.837	–	–	2.023.896	–	–
Alat Tulis dan Gambar	**5.273.803**	**5.740.812**	**8,86**	**32.505.718**	**34.196.353**	**5,20**
Japan	112.339	75.391	-32,89	1.462.263	1.049.253	-28,24
Hong Kong	6.415	4.719	-26,44	75.619	61.594	-18,55

https://www.bps.go.id

Komoditas/Negara Tujuan	Berat Bersih (kg)		Perub	Nilai FOB (US$)		Perub
	Jan–Jun 2023	Jan–Jun 2024	%	Jan–Jun 2023	Jan–Jun 2024	%
(1)	(2)	(3)	(4)	(5)	(6)	(7)
Korea, Republic of	148.687	97.657	-34,32	749.601	420.479	-43,91
Taiwan	52.186	14.524	-72,17	353.659	176.929	-49,97
China	140.366	260.095	85,30	885.641	1.502.066	69,60
Mongolia	–	162	–	–	1.846	–
Papua New Guinea	1.353	144	-89,36	13.797	2.600	-81,16
Thailand	46.133	65.767	42,56	548.316	806.835	47,15
Singapore	41.830	36.844	-11,92	1.055.374	2.065.155	95,68
Philippines	36.395	58.110	59,66	406.005	715.723	76,28
Malaysia	142.636	503.589	253,06	1.597.319	890.890	-44,23
Myanmar	–	9.592	–	–	73.382	–
Cambodia	–	~0	–	–	~0	–
Brunei Darussalam	5	~0	-94,60	16	~0	-98,13
Viet Nam	31.960	44.406	38,94	257.747	129.197	-49,87
Maldives	7.691	3.045	-60,41	82.830	31.708	-61,72
India	290.940	152.681	-47,52	313.777	171.849	-45,23
Pakistan	–	2.191	–	–	27.069	–
Bangladesh	21.656	15.470	-28,56	262.431	187.643	-28,50
Iraq	18	–	–	500	–	–
Saudi Arabia	66.578	57.611	-13,47	688.489	632.365	-8,15
Kuwait	30.599	13.566	-55,67	333.513	124.777	-62,59
Jordan	2.777	64	-97,71	28.904	1.312	-95,46
Lebanon	25.788	34.962	35,57	234.065	349.896	49,49
Oman	58.723	15.649	-73,35	721.644	195.517	-72,91
Turkey	96.554	100.558	4,15	404.547	384.105	-5,05
United Arab Emirates	198.826	143.073	-28,04	1.629.718	1.130.215	-30,65
Qatar	31.625	–	–	350.063	–	–
Bahrain	21.335	10.764	-49,55	255.539	137.187	-46,31
Morocco	46.062	21.193	-53,99	352.049	19.141	-94,56
Algeria	–	989	–	–	16.679	–
Sudan	–	4	–	–	~0	–
Tanzania, United Rep. of	20.736	–	–	24.480	–	–
Madagascar	25.083	64.521	157,23	21.681	53.416	146,37
Somalia	18	–	–	300	–	–
Kenya	105.600	51.090	-51,62	93.336	40.800	-56,29
Togo	–	198.960	–	–	159.360	–
Cameroon	159.860	26.720	-83,29	142.389	25.344	-82,20
Nigeria	450	–	–	4.935	–	–
Gabon	–	26.720	–	–	23.006	–
Cote D'Ivoire	26.720	26.720	0,00	21.616	20.768	-3,92
Senegal	25.050	21.444	-14,40	21.975	30.295	37,86
Benin	26.720	101.840	281,14	19.648	73.475	273,96
Seychelles	–	1	–	–	6	–
South Africa	6.698	4.105	-38,71	92.106	57.298	-37,79
Comoros	–	26.720	–	–	27.355	–
Australia	242.009	207.723	-14,17	921.339	924.419	0,33
New Zealand	5.971	168	-97,19	36.395	2.772	-92,38
Fiji	–	36	–	–	385	–
East Timor	28.797	55.437	92,51	36.217	82.560	127,96
United States	1.846.072	2.173.664	17,75	9.876.847	13.977.546	41,52
Canada	220.709	105.683	-52,12	449.754	205.600	-54,29
Mexico	350.578	233.408	-33,42	3.438.026	1.855.428	-46,03
Chile	–	4.039	–	–	44.570	–
Argentina	3.304	–	–	47.018	–	–
Brazil	64.127	75.588	17,87	402.595	573.329	42,41
Colombia	25.405	25.003	-1,58	305.559	275.163	-9,95
Ecuador	37.890	41.260	8,89	465.973	462.405	-0,77
United Kingdom	37.973	32.388	-14,71	110.577	125.422	13,43
Netherlands	1.626	990	-39,11	7.506	11.787	57,03
France	70.881	96.175	35,68	166.803	227.276	36,25
Germany, Fed. Rep. of	215.873	300.573	39,24	2.120.425	2.737.749	29,11
Belgium	107	–	–	722	–	–
Switzerland	3.564	1	-99,98	41.095	126	-99,69
Denmark	6.068	3.912	-35,54	51.944	31.446	-39,46
Sweden	25.753	28.194	9,48	258.389	281.616	8,99
Finland	–	14	–	–	1	–
Italy	14.611	35.301	141,60	37.032	72.793	96,57
Spain	7.866	8.283	5,31	92.555	96.074	3,80
Portugal	–	2.262	–	–	28.182	–
Greece	–	1	–	–	~0	–
Hungary	5.351	10.491	96,06	129.337	293.454	126,89
Poland	2.856	–	–	3.718	–	–
Georgia	–	6.365	–	–	32.690	–
Czech Republic	–	2.195	–	–	37.014	–
Russia Federation	–	~0	–	–	17	–
Produk Industri Lainnya	**6.174.450**	**8.586.781**	**39,07**	**24.089.894**	**24.284.404**	**0,81**
Japan	909.884	767.084	-15,69	2.990.719	2.195.209	-26,60
Hong Kong	147.577	98.832	-33,03	1.070.149	905.593	-15,38

https://www.bps.go.id

Lanjutan Tabel 3.6

Komoditas/Negara Tujuan	Berat Bersih (kg)		Perub	Nilai FOB (US$)		Perub
	Jan–Jun 2023	Jan–Jun 2024	%	Jan–Jun 2023	Jan–Jun 2024	%
(1)	(2)	(3)	(4)	(5)	(6)	(7)
Korea, Republic of	27.714	25.636	-7,50	340.224	297.168	-12,66
Taiwan	659.477	646.486	-1,97	2.111.392	2.620.056	24,09
China	676.878	790.815	16,83	1.791.809	2.121.907	18,42
Mongolia	16	28	74,63	438	804	83,35
Macau	94	51	-45,63	4.643	2.023	-56,44
Papua New Guinea	3.163	943	-70,19	3.995	10.172	154,64
Thailand	26.496	39.728	49,94	285.472	355.072	24,38
Singapore	50.669	61.968	22,30	1.287.690	1.108.204	-13,94
Philippines	7.191	10.070	40,04	97.414	99.299	1,93
Malaysia	108.106	115.343	6,70	1.099.792	948.973	-13,71
Myanmar	3.036	48	-98,42	14.311	290	-97,98
Cambodia	449	347	-22,67	7.448	3.030	-59,32
Brunei Darussalam	787	1.468	86,55	12.267	21.122	72,19
Lao People'S Dem. Rep.	37	8	-78,14	1.451	20	-98,61
Nepal	55	45	-18,21	813	126	-84,49
Bhutan	9	1	-89,28	51	2	-95,80
Viet Nam	127.463	223.549	75,38	154.992	665.668	329,48
Maldives	1.146	695	-39,37	22.078	2.042	-90,75
India	22.267	10.021	-54,99	281.241	252.984	-10,05
Pakistan	144	458	216,98	1.904	8.267	334,17
Bangladesh	2.200.254	5.140.125	133,62	2.283.818	5.543.353	142,72
Sri Lanka	300	711	136,59	2.238	2.512	12,24
Iraq	29	13	-55,42	1.320	356	-72,99
Iran (Islamic Republic of)	308	28	-90,79	3.970	250	-93,70
Saudi Arabia	14.290	20.094	40,62	177.888	155.673	-12,49
Israel	265	51	-80,62	12.751	2.000	-84,31
Kuwait	2.435	332	-86,37	32.660	10.962	-66,44
Jordan	63	16	-75,32	716	367	-48,74
Lebanon	217	120	-45,01	2.388	822	-65,57
Yemen	24	–	–	179	–	–
Oman	275	124	-54,94	15.933	3.788	-76,22
Turkey	6.340	1.136	-82,08	338.823	43.085	-87,28
United Arab Emirates	13.819	19.668	42,32	164.889	188.143	14,10
Qatar	673	219	-67,48	9.515	8.158	-14,26
Bahrain	107	103	-3,54	3.614	2.580	-28,60
Cyprus	58	255	342,86	3.263	2.688	-17,61
Egypt	74	32.766	43.981,78	1.750	227.778	12.919,58
Libyan Arab Jamahiriya	~0	5	1.150,53	259	20	-92,28
Morocco	49	17	-66,20	1.633	535	-67,24
Tunisia	2	6	224,35	51	564	999,98
Algeria	13	15	12,61	258	273	5,98
Sudan	13	–	–	26	–	–
Namibia	1	8	1.129,85	27	13	-53,17
Ethiopia	4	~0	-91,85	541	31	-94,35
Tanzania, United Rep. of	13	29	131,90	247	630	154,51
Madagascar	5.359	932	-82,62	25.800	4.218	-83,65
Somalia	–	13	–	–	934	–
Kenya	1.557	7	-99,57	28.417	335	-98,82
Reunion	37	184	399,04	639	911	42,45
Mozambique	~0	–	–	30	–	–
Botswana	1	~0	-61,54	18	6	-65,23
Togo	5	–	–	36	–	–
Ghana	30	9	-68,44	1.348	139	-89,67
Liberia	17	–	–	34	–	–
Guinea	3	–	–	67	–	–
Angola	–	26	–	–	9	–
Congo	~0	1	257,14	68	6	-90,62
Cameroon	9	23	153,57	107	35	-67,16
Nigeria	2.248	171	-92,39	7.549	5.821	-22,89
Cote D'Ivoire	56	3	-95,17	1.378	266	-80,66
Senegal	2.771	6	-99,79	1.934	76	-96,05
Mauritania	3	2	-30,00	186	245	31,39
Mali	–	3	–	–	22	–
Benin	10	1	-93,52	4	8	91,84
Burkina Faso	24	6	-74,43	1.824	815	-55,32
Seychelles	11	11	7,81	563	156	-72,38
Uganda	174	3	-98,03	571	157	-72,46
Central African Republic	1	–	–	10	–	–
Niger	–	1	–	–	6	–
Djibouti	1	–	–	67	–	–
Swaziland	~0	~0	-50,00	7	5	-25,00
South Africa	209	2.726	1.205,09	6.689	28.150	320,87
Zimbabwe	9	9	0,43	431	815	89,28
Zambia	1	22	3.127,54	69	533	677,19
Malawi	~0	–	–	3	–	–
Burundi	10	–	–	160	–	–
Mauritius	180	71	-60,25	3.664	738	-79,85
Rwanda	249	766	207,96	4.116	10.918	165,24

https://www.bps.go.id

Komoditas/Negara Tujuan	Berat Bersih (kg)		Perub	Nilai FOB (US$)		Perub
	Jan–Jun 2023	Jan–Jun 2024	%	Jan–Jun 2023	Jan–Jun 2024	%
(1)	(2)	(3)	(4)	(5)	(6)	(7)
Mayotte	1	–	–	7	–	–
Democratic Rep. of the Congo	10	5	-43,60	254	261	2,84
South Sudan	4	–	–	236	–	–
Australia	63.667	80.885	27,05	1.385.964	1.018.631	-26,50
New Zealand	8.750	1.825	-79,14	138.360	51.746	-62,60
Micronesia, Fed. States of	2	–	–	80	–	–
Guam	29	37	29,30	5.008	1.393	-72,18
Palau	–	2	–	–	44	–
New Caledonia	37	63	70,50	2.339	465	-80,14
Northern Mariana Islands	1	–	–	40	–	–
Vanuatu	20	1	-95,08	484	25	-94,75
Cook Islands	12	1	-95,74	37	15	-58,52
Fiji	16	67	315,11	415	457	10,24
Kiribati	–	2	–	–	~0	–
Solomon Islands	1	–	–	67	–	–
Tuvalu	~0	–	–	39	–	–
East Timor	25.068	33.477	33,55	46.258	36.526	-21,04
United States	184.795	102.262	-44,66	4.352.758	2.512.013	-42,29
Canada	32.924	3.794	-88,48	328.808	452.588	37,64
Mexico	4.892	13.414	174,21	219.310	455.569	107,73
Guatemala	21	6	-69,59	677	265	-60,79
Honduras	1	–	–	33	–	–
Nicaragua	4	–	–	256	–	–
Panama	4	4	-20,09	252	38	-84,77
Cuba	–	~0	–	–	6	–
Curacao	1	–	–	31	–	–
Suriname	847	1.004	18,63	3.973	5.581	40,45
Chile	210	138	-34,06	10.495	7.282	-30,61
Venezuela	2	~0	-94,54	221	7	-96,79
Argentina	42	50	18,27	1.889	1.890	0,09
Brazil	529	648	22,55	18.564	26.091	40,54
Colombia	58	38	-34,72	2.670	1.269	-52,45
Bolivia	2	21	857,27	58	98	69,29
Uruguay	42	25	-41,30	2.341	738	-68,47
Paraguay	16	4	-78,34	350	16	-95,40
Ecuador	40	14	-64,15	996	246	-75,31
Peru	57	133	134,42	2.838	9.789	244,91
Guyana	2	–	–	126	–	–
Trinidad and Tobago	2	~0	-95,33	268	1	-99,70
Jamaica	1	~0	-78,57	13	31	136,99
Puerto Rico	171	25	-85,24	8.816	1.885	-78,62
Belize	~0	–	–	167	–	–
Dominican Republic	7	2	-79,65	113	34	-70,13
El Salvador	8	37	347,94	825	339	-58,89
Costa Rica	158	60	-62,03	1.461	1.055	-27,82
Barbados	31	35	11,50	1.589	25	-98,44
Antigua and Barbuda	44	–	–	2.873	–	–
Anguilla	~0	–	–	5	–	–
Bermuda	157	104	-33,91	4.057	1.785	-55,99
Cape Verde	–	1	–	–	206	–
Cayman Islands	~0	2	5.566,67	100	586	486,27
French Guiana	6	2	-64,65	200	146	-27,27
French Polynesia	29	71	148,07	825	901	9,23
Greenland	~0	–	–	20	–	–
Martinique	53	15	-71,09	854	675	-20,99
Saint Lucia	–	~0	–	–	44	–
Guadeloupe	32	51	60,89	2.079	1.478	-28,89
Virgin Islands (British)	100	–	–	1.972	–	–
U.S. Virgin Islands	12	3	-75,36	1.805	380	-78,96
Sint Maarten (Dutch Part)	~0	–	–	73	–	–
United Kingdom	7.939	10.278	29,46	439.902	279.820	-36,39
Netherlands	7.096	16.811	136,90	135.703	224.129	65,16
France	13.643	11.744	-13,92	270.036	204.217	-24,37
Germany, Fed. Rep. of	537.524	81.713	-84,80	970.216	453.512	-53,26
Austria	590	462	-21,76	27.436	19.057	-30,54
Belgium	530	1.418	167,78	33.602	31.287	-6,89
Switzerland	1.612	2.401	48,91	74.386	64.633	-13,11
Luxembourg	32	35	7,97	3.757	2.968	-21,01
Gibraltar	1	4	374,39	91	163	78,62
Monaco	13	–	–	910	–	–
Denmark	700	624	-10,85	20.669	14.658	-29,08
Norway	695	1.553	123,42	15.897	18.633	17,22
Sweden	784	759	-3,24	34.554	17.504	-49,34
Finland	340	633	86,28	8.431	10.436	23,78
Ireland	744	706	-5,17	65.236	79.238	21,46
Italy	242.457	194.830	-19,64	343.894	194.584	-43,42
Spain	5.873	4.916	-16,29	117.653	68.867	-41,47
Portugal	372	131	-64,71	10.956	7.729	-29,45

https://www.bps.go.id

Lanjutan Tabel 3.6

Komoditas/Negara Tujuan	Berat Bersih (kg)		Perub	Nilai FOB (US$)		Perub
	Jan–Jun 2023	Jan–Jun 2024	%	Jan–Jun 2023	Jan–Jun 2024	%
(1)	(2)	(3)	(4)	(5)	(6)	(7)
Iceland	65	187	188,03	2.655	1.651	-37,83
Greece	342	155	-54,69	25.317	6.217	-75,45
Vatican City State	~0	–	–	8	–	–
Liechtenstein	~0	–	–	1	–	–
Hungary	212	169	-20,31	6.753	5.019	-25,68
Poland	711	604	-15,04	26.373	19.210	-27,16
Romania	127	207	63,24	4.645	7.217	55,36
Bulgaria	58	117	101,47	3.053	2.972	-2,64
Albania	8	14	61,96	529	468	-11,65
Armenia	14	64	366,96	2.615	2.095	-19,89
Azerbaijan	18	7	-62,37	811	276	-66,01
Belarus	50	53	6,12	2.344	1.689	-27,98
Kazakhstan	327	136	-58,40	5.493	4.576	-16,70
Kyrgyzstan	4	7	86,52	311	162	-47,69
Moldova, Republic of	15	3	-76,75	1.216	450	-62,95
Tajikistan	~0	–	–	27	–	–
Ukraine	34	71	107,17	2.573	3.433	33,45
Uzbekistan	244	18	-92,68	1.270	888	-30,09
Lithuania	37	32	-13,28	4.317	1.337	-69,04
Latvia	86	49	-42,81	4.423	2.137	-51,68
Estonia	129	25	-80,71	3.621	2.300	-36,47
Georgia	69	62	-10,00	1.144	1.220	6,60
Croatia	71	165	133,04	2.154	4.081	89,48
Bosnia and Herzegovina	8	6	-27,08	458	176	-61,47
Malta	63	71	13,16	4.922	2.247	-54,35
Slovakia	82	100	21,88	2.413	3.070	27,25
Slovenia	30	49	62,00	2.140	2.309	7,90
Czech Republic	366	959	161,99	34.297	13.334	-61,12
Rep. of Macedonia	21	1	-93,51	209	20	-90,32
Faeroe Islands	7	–	–	444	–	–
Russia Federation	2.082	1.620	-22,21	85.290	42.658	-49,98
Serbia	18	17	-2,79	1.334	1.103	-17,29
Montenegro	2	–	–	357	–	–
Kosovo	~0	–	–	106	–	–
Guernsey	25	–	–	3.453	–	–
Jersey	4	7	83,66	301	93	-69,04
Pita Mesin Tulis/Gambar	**344.763**	**304.470**	**-11,69**	**7.448.081**	**6.413.829**	**-13,89**
Japan	6.020	3.566	-40,77	170.612	90.485	-46,96
Hong Kong	3.784	2.287	-39,56	82.446	49.228	-40,29
Korea, Republic of	~0	3	1.561,00	~0	49	24.400,00
Taiwan	~0	~0	-55,56	2.640	18	-99,31
China	74.494	40.341	-45,85	1.533.139	862.837	-43,72
Thailand	19.261	20.183	4,78	389.280	412.520	5,97
Singapore	118.157	99.039	-16,18	2.517.055	2.059.086	-18,19
Philippines	22.579	33.717	49,33	487.477	735.407	50,86
Malaysia	13.013	10.609	-18,48	250.623	207.477	-17,22
Iran (Islamic Republic of)	–	612	–	–	1.112	–
United Arab Emirates	10.244	12.949	26,40	225.389	257.477	14,24
South Africa	848	1.131	33,35	18.533	23.218	25,28
Australia	22.360	28.133	25,81	361.674	461.352	27,56
East Timor	40	22	-45,32	126	52	-59,04
United States	40.271	36.808	-8,60	1.068.162	905.430	-15,23
Canada	–	20	–	–	28	–
Germany, Fed. Rep. of	13.686	15.052	9,98	340.484	348.054	2,22
Ireland	4	–	–	65	–	–
Portugal	1	–	–	24	–	–
Latvia	1	–	–	352	–	–
Batu Bara	**181.568.863.848**	**196.650.004.145**	**8,31**	**19.110.225.466**	**15.170.078.111**	**-20,62**
Japan	12.725.807.000	13.347.657.025	4,89	2.994.357.332	1.839.956.957	-38,55
Hong Kong	2.229.197.000	2.331.367.008	4,58	377.775.655	209.617.802	-44,51
Korea, Republic of	12.836.720.000	12.377.987.025	-3,57	1.284.981.868	1.027.207.129	-20,06
Taiwan	6.584.325.000	6.922.153.049	5,13	1.007.562.547	916.485.648	-9,04
China	40.826.924.600	39.434.259.000	-3,41	3.805.249.395	2.888.957.015	-24,08
Papua New Guinea	9.083.898	–	–	741.882	–	–
Thailand	6.007.411.346	7.075.077.217	17,77	495.670.992	455.097.362	-8,19
Singapore	238.904.309	191.903.994	-19,67	30.678.765	13.511.533	-55,96
Philippines	17.852.965.814	18.831.040.191	5,48	1.996.153.072	1.368.754.969	-31,43
Malaysia	13.387.834.165	12.701.896.841	-5,12	1.447.415.151	1.175.950.637	-18,76
Cambodia	2.508.901.250	2.980.733.980	18,81	246.378.312	223.347.459	-9,35
Brunei Darussalam	500.000.000	572.000.000	14,40	50.307.500	45.531.200	-9,49
Lao People'S Dem. Rep.	–	23.600.000	–	–	1.738.328	–
Viet Nam	9.908.901.766	14.148.343.808	42,78	829.999.683	943.138.570	13,63
India	48.965.703.700	59.569.854.932	21,66	3.707.305.836	3.588.881.310	-3,19
Pakistan	633.121.000	282.543.000	-55,37	39.874.934	21.488.029	-46,11
Bangladesh	4.314.213.000	5.145.546.000	19,27	460.376.545	404.301.579	-12,18
Sri Lanka	74.203.000	–	–	10.566.025	–	–

https://www.bps.go.id

Komoditas/Negara Tujuan	Berat Bersih (kg)		Perub	Nilai FOB (US$)		Perub
	Jan–Jun 2023	Jan–Jun 2024	%	Jan–Jun 2023	Jan–Jun 2024	%
(1)	(2)	(3)	(4)	(5)	(6)	(7)
Turkey	67.500.000	–	–	12.064.887	–	–
United Arab Emirates	50.000.000	–	–	3.915.000	–	–
Australia	27.700.000	33.000.075	19,13	2.553.109	3.003.026	17,62
New Zealand	69.971.000	143.330.000	104,84	9.054.247	13.349.737	47,44
Netherlands	67.500.000	–	–	11.785.500	–	–
Italy	970.053.000	71.800.000	-92,60	224.226.803	8.722.892	-96,11
Poland	337.377.000	–	–	45.173.737	–	–
Romania	–	160.980.000	–	–	6.024.945	–
Croatia	374.546.000	304.931.000	-18,59	16.056.689	15.011.982	-6,51
Lignit	**68.078.319.207**	**70.000.282.743**	**2,82**	**4.549.988.725**	**3.550.395.916**	**-21,97**
Japan	66.000.000	6.600.000	-90,00	5.225.000	462.000	-91,16
Korea, Republic of	616.719.000	788.225.000	27,81	50.058.616	48.379.643	-3,35
Taiwan	35.200.000	237.880.000	575,80	2.288.000	13.479.448	489,14
China	65.949.449.221	68.200.212.000	3,41	4.399.975.919	3.457.107.461	-21,43
Thailand	21.826.000	–	–	1.000.940	–	–
Singapore	51.113.000	58.001.102	13,48	9.324.079	3.637.109	-60,99
Malaysia	36.737.986	4.518.641	-87,70	2.274.787	144.099	-93,67
Viet Nam	124.317.000	56.100.000	-54,87	13.004.801	4.364.580	-66,44
India	54.500.000	214.000.000	292,66	4.360.000	8.547.500	96,04
Pakistan	539.200.000	277.646.000	-48,51	22.447.619	9.104.752	-59,44
Switzerland	44.000.000	–	–	4.422.000	–	–
Croatia	76.110.000	–	–	4.267.488	–	–
Slovenia	157.110.000	–	–	17.124.990	–	–
Serbia	306.037.000	157.100.000	-48,67	14.214.486	5.169.323	-63,63
Bitumen	**1**	**18**	**1.260,62**	**3**	**203**	**6.666,67**
Singapore	1	18	1.260,62	3	203	6.666,67
Bijih Tembaga	**1.176.036.373**	**1.321.096.957**	**12,33**	**3.283.882.136**	**4.185.453.999**	**27,45**
Japan	247.133.149	433.081.141	75,24	705.856.299	1.407.392.922	99,39
Korea, Republic of	124.491.393	176.801.980	42,02	344.963.324	598.839.001	73,59
Taiwan	44.300.000	16.500.000	-62,75	119.652.407	48.772.579	-59,24
China	231.078.919	270.534.500	17,07	645.546.442	815.201.273	26,28
Philippines	67.089.045	22.000.000	-67,21	192.630.270	62.970.159	-67,31
Malaysia	48.980.800	11.550.000	-76,42	133.503.760	32.328.163	-75,78
India	115.731.756	177.155.850	53,07	349.771.524	596.625.875	70,58
Australia	6	18	226,61	9	42	361,22
United States	–	156	–	–	383	–
United Kingdom	6	9	54,55	9	17	88,89
Germany, Fed. Rep. of	110.550.200	44.550.000	-59,70	297.943.173	128.244.981	-56,96
Belgium	–	3	–	–	6	–
Spain	152.031.100	93.500.000	-38,50	396.837.393	275.843.242	-30,49
Bulgaria	34.650.000	75.423.300	117,67	97.177.525	219.235.357	125,60
Bijih Zirconium, Niobium, dan Tantalum	**40.029.552**	**44.338.750**	**10,77**	**76.230.980**	**79.231.775**	**3,94**
Japan	1.288.000	1.038.000	-19,41	2.607.469	2.031.639	-22,08
Korea, Republic of	24.000	45.000	87,50	51.520	86.110	67,14
Taiwan	1.030.000	375.000	-63,59	1.979.200	646.250	-67,35
China	17.584.552	24.451.000	39,05	31.044.563	41.930.773	35,07
Thailand	1.164.000	220.000	-81,10	2.253.525	429.930	-80,92
Malaysia	1.511.000	1.312.000	-13,17	2.810.117	2.380.765	-15,28
Viet Nam	258.000	129.000	-50,00	528.062	278.640	-47,23
India	11.407.000	12.895.750	13,05	23.413.741	23.971.412	2,38
Bangladesh	–	121.000	–	–	245.580	–
Sri Lanka	76.000	26.000	-65,79	172.560	54.090	-68,65
Turkey	567.000	–	–	1.112.400	–	–
United Arab Emirates	995.000	891.000	-10,45	1.981.234	1.666.920	-15,86
Australia	–	50.000	–	–	110.690	–
Mexico	52.000	–	–	114.975	–	–
Chile	26.000	26.000	0,00	57.598	52.831	-8,28
Brazil	27.000	–	–	56.700	–	–
Peru	26.000	–	–	54.750	–	–
United Kingdom	135.000	162.000	20,00	270.000	315.900	17,00
Netherlands	2.099.000	1.128.000	-46,26	3.908.304	1.980.000	-49,34
France	405.000	81.000	-80,00	840.375	157.950	-81,20
Spain	1.043.000	–	–	2.215.520	–	–
Latvia	–	416.000	–	–	825.890	–
Russia Federation	312.000	972.000	211,54	758.370	2.066.404	172,48
Bijih Logam Lainnya	**1.921.433.650**	**4.200**	**-100,00**	**68.118.928**	**16.766**	**-99,98**
Japan	91	–	–	20	–	–
China	1.921.432.750	–	–	68.118.091	–	–
Australia	809	4.200	419,06	817	16.766	1.952,15
Bijih Seng	**18.726.030**	**14.233.360**	**-23,99**	**17.593.098**	**8.798.396**	**-49,99**
China	18.726.030	14.233.360	-23,99	17.593.098	8.798.396	-49,99

https://www.bps.go.id

Lanjutan Tabel 3.6

Komoditas/Negara Tujuan	Berat Bersih (kg)		Perub	Nilai FOB (US$)		Perub
	Jan–Jun 2023	Jan–Jun 2024	%	Jan–Jun 2023	Jan–Jun 2024	%
(1)	(2)	(3)	(4)	(5)	(6)	(7)
Bijih Besi	**585.518.000**	**–**	**–**	**30.627.503**	**–**	**–**
China	585.518.000	–	–	30.627.503	–	–
Bijih Timbal	**7.653.090**	**7.194.030**	**-6,00**	**11.032.936**	**6.947.948**	**-37,03**
China	7.653.090	7.194.030	-6,00	11.032.936	6.947.948	-37,03
Bijih Titanium	**–**	**21.275.000**	**–**	**–**	**4.632.892**	**–**
Japan	–	20.000	–	–	30.900	–
China	–	21.068.000	–	–	4.415.380	–
India	–	26.000	–	–	40.612	–
United Arab Emirates	–	26.000	–	–	43.940	–
Netherlands	–	135.000	–	–	102.060	–
Bahan Mineral Lainnya	**649.939.717**	**888.696.226**	**36,74**	**16.851.642**	**21.172.113**	**25,64**
Japan	9.534.775	11.169.697	17,15	426.969	760.783	78,18
Hong Kong	–	2	–	–	2	–
Korea, Republic of	10.690	3	-99,98	5.509	4	-99,93
Taiwan	69.522	50.512	-27,34	17.381	12.624	-27,37
China	573.563.355	761.088.264	32,69	13.978.601	17.979.834	28,62
Papua New Guinea	706	125	-82,30	887	130	-85,35
Thailand	128.800	168.243	30,62	75.040	91.295	21,66
Singapore	602.326	858.735	42,57	331.614	485.191	46,31
Philippines	1.341	–	–	317	–	–
Malaysia	5.019.136	4.421.001	-11,92	479.894	256.792	-46,49
Myanmar	–	120.000	–	–	68.600	–
Viet Nam	83.200	103.200	24,04	20.238	48.571	140,00
India	–	40.825	–	–	9.719	–
Bangladesh	47.019.217	95.949.750	104,06	965.955	911.235	-5,66
Saudi Arabia	27.000	–	–	3.105	–	–
Israel	15.626	–	–	3.280	–	–
United Arab Emirates	27.000	–	–	3.105	–	–
Egypt	12.920.226	14.450.000	11,84	387.607	462.400	19,30
Australia	14.857	2.487	-83,26	4.738	3.107	-34,42
East Timor	1.213	35.087	2.793,31	8.547	7.677	-10,18
United States	398.067	28.991	-92,72	46.545	14.407	-69,05
Canada	27.008	1.750	-93,52	2.992	3.250	8,62
Mexico	11	–	–	110	–	–
Brazil	26.003	–	–	5.150	–	–
United Kingdom	50.400	16.200	-67,86	8.190	2.430	-70,33
Netherlands	32.056	58.414	82,22	4.696	18.068	284,76
France	17	16	-3,03	15	1	-93,26
Germany, Fed. Rep. of	172.113	126.316	-26,61	43.167	18.235	-57,76
Switzerland	66	106	59,85	1	23	2.163,00
Italy	162.060	–	–	18.334	–	–
Spain	–	276	–	–	694	–
Portugal	–	2.390	–	–	6.141	–
Greece	–	90	–	–	75	–
Poland	32.878	–	–	9.167	–	–
Czech Republic	49	–	–	490	–	–
Russia Federation	–	3.749	–	–	10.827	–
Batu Kerikil	**3.438.044.524**	**3.905.419.406**	**13,59**	**24.792.229**	**27.188.120**	**9,66**
Japan	1.235.459	1.217.624	-1,44	249.014	241.851	-2,88
Korea, Republic of	2.366.240	2.493.740	5,39	374.766	383.790	2,41
Taiwan	3.343.400	3.039.257	-9,10	434.248	360.035	-17,09
China	692.441	527.723	-23,79	85.338	68.834	-19,34
Thailand	54.500	207.200	280,18	9.125	36.841	303,74
Singapore	3.424.022.020	3.892.263.015	13,68	22.694.453	25.272.737	11,36
Malaysia	190.010	449.160	136,39	24.104	54.726	127,05
Brunei Darussalam	–	26.000	–	–	4.800	–
India	21.938	14.027	-36,06	5.529	5.268	-4,73
Bahrain	6.000	–	–	1.140	–	–
Reunion	1.580	515	-67,41	74	50	-33,18
Australia	804.476	680.221	-15,45	130.612	115.203	-11,80
New Zealand	–	24.000	–	–	3.668	–
New Caledonia	–	138	–	–	299	–
Saint Vincent and the Grenadines	–	1.560	–	–	879	–
Vanuatu	–	1.520	–	–	373	–
Fiji	–	3.000	–	–	162	–
East Timor	21.200	–	–	3.613	–	–
United States	4.626.311	4.082.815	-11,75	650.435	565.729	-13,02
Canada	21.000	630	-97,00	3.445	155	-95,50
Brazil	25.600	9.243	-63,90	16.973	3.902	-77,01
Paraguay	–	300	–	–	89	–
Costa Rica	–	616	–	–	450	–
Barbados	10.300	8.400	-18,45	1.406	1.399	-0,47
French Polynesia	19.540	10.499	-46,27	3.639	2.875	-21,00
Turks and Caicos Islands	22.500	5.075	-77,44	6.207	1.104	-82,21

https://www.bps.go.id

Komoditas/Negara Tujuan	Berat Bersih (kg)		Perub	Nilai FOB (US$)		Perub
	Jan–Jun 2023	Jan–Jun 2024	%	Jan–Jun 2023	Jan–Jun 2024	%
(1)	(2)	(3)	(4)	(5)	(6)	(7)
United Kingdom	122.000	42.800	-64,92	22.237	7.025	-68,41
Netherlands	162.000	26.030	-83,93	28.530	3.903	-86,32
France	9.225	3.384	-63,32	1.216	740	-39,17
Germany, Fed. Rep. of	132.708	70.037	-47,22	21.361	10.609	-50,34
Belgium	52.000	52.035	0,07	6.154	7.987	29,79
Sweden	6.630	2.862	-56,83	1.500	283	-81,14
Ireland	–	54.000	–	–	10.260	–
Spain	–	1.700	–	–	256	–
Greece	45.946	46.278	0,72	12.284	12.859	4,68
Poland	3.500	–	–	350	–	–
Lithuania	26.000	54.000	107,69	4.475	8.980	100,67
Tanah dan Tanah Liat	**95.625.644**	**110.847.214**	**15,92**	**6.271.928**	**7.234.078**	**15,34**
Japan	463.016	734.029	58,53	81.043	138.477	70,87
Korea, Republic of	1.132.903	1.238.004	9,28	196.359	212.395	8,17
Taiwan	1.164.001	1.496.000	28,52	221.167	269.210	21,72
China	59.314.338	66.708.532	12,47	2.489.603	2.385.566	-4,18
Thailand	1.497.555	1.192.612	-20,36	223.703	163.209	-27,04
Singapore	186.000	156.000	-16,13	29.744	22.078	-25,77
Philippines	–	1.002	–	–	51	–
Malaysia	1.036.000	705.016	-31,95	151.285	93.950	-37,90
Cambodia	3.501.000	208.000	-94,06	162.797	10.920	-93,29
Viet Nam	11.119.387	13.390.360	20,42	1.263.207	1.486.453	17,67
India	5.465.034	4.358.699	-20,24	388.507	268.652	-30,85
Bangladesh	5.897.000	4.872.124	-17,38	720.366	659.169	-8,50
Sri Lanka	–	2	–	–	1	–
Iran (Islamic Republic of)	647.400	5.064.000	682,21	51.590	426.456	726,63
Saudi Arabia	2.696.000	3.259.007	20,88	199.680	188.366	-5,67
Turkey	6	50.010	833.400,00	1	13.751	1.375.000,00
United Arab Emirates	16.000	1.456.000	9.000,00	3.474	198.206	5.605,41
Egypt	2	–	–	1	–	–
Libyan Arab Jamahiriya	–	790.000	–	–	47.400	–
Tanzania, United Rep. of	300.000	764.000	154,67	18.000	45.840	154,67
Kenya	250.000	180.400	-27,84	15.000	25.295	68,63
Mozambique	–	371.205	–	–	34.999	–
Ghana	540.000	1.313.800	143,30	32.400	121.780	275,86
Nigeria	400.002	2.479.000	519,75	24.001	415.140	1.629,68
Senegal	–	47.400	–	–	6.675	–
United Kingdom	–	7	–	–	1	–
Italy	–	7	–	–	1	–
Bulgaria	–	12.000	–	–	38	–
Zirconium Silikat	**2.470.000**	**1.810.000**	**-26,72**	**5.776.919**	**3.879.617**	**-32,84**
Japan	485.000	200.000	-58,76	1.074.840	410.534	-61,81
Korea, Republic of	528.000	600.000	13,64	1.208.995	1.267.445	4,83
Taiwan	5.000	–	–	11.975	–	–
Thailand	249.500	119.000	-52,30	598.029	248.908	-58,38
Malaysia	48.000	264.000	450,00	115.880	597.860	415,93
Viet Nam	–	25.000	–	–	54.560	–
India	204.000	–	–	483.853	–	–
Pakistan	130.000	119.000	-8,46	322.110	260.180	-19,23
Bangladesh	71.000	–	–	190.415	–	–
Syria Arab Republic	–	50.000	–	–	101.250	–
Turkey	125.500	225.000	79,28	311.681	483.750	55,21
Mexico	338.000	208.000	-38,46	796.373	455.130	-42,85
Argentina	26.000	–	–	65.000	–	–
Ecuador	104.000	–	–	239.200	–	–
Peru	52.000	–	–	121.160	–	–
Spain	104.000	–	–	237.407	–	–
Batu Apung dan Sejenisnya	**66.641.886**	**43.258.436**	**-35,09**	**4.188.812**	**3.230.329**	**-22,88**
Japan	516.519	400.740	-22,42	81.275	41.459	-48,99
Hong Kong	169.050	–	–	18.630	–	–
Korea, Republic of	4.536.891	4.212.278	-7,15	454.988	417.959	-8,14
Taiwan	414.156	346.607	-16,31	60.449	38.944	-35,58
China	54.573.489	31.233.091	-42,77	2.842.686	1.896.337	-33,29
Thailand	1.517.553	1.409.815	-7,10	173.550	162.980	-6,09
Singapore	544.937	410.631	-24,65	57.333	58.021	1,20
Malaysia	420.055	466.378	11,03	41.045	124.617	203,61
Cambodia	1.241.800	1.163.390	-6,31	127.670	97.426	-23,69
Brunei Darussalam	–	6.300	–	–	2.992	–
Viet Nam	2.695.396	2.749.128	1,99	291.050	294.081	1,04
Pakistan	–	506.000	–	–	45.645	–
Bangladesh	–	50.600	–	–	5.680	–
Tanzania, United Rep. of	–	99.520	–	–	8.880	–
Australia	11.850	17.648	48,93	1.510	5.885	289,71
Antartica	–	159.600	–	–	13.116	–
United States	–	4.981	–	–	10.528	–

https://www.bps.go.id

Lanjutan Tabel 3.6

Komoditas/Negara Tujuan	Berat Bersih (kg)		Perub	Nilai FOB (US$)		Perub
	Jan–Jun 2023	Jan–Jun 2024	%	Jan–Jun 2023	Jan–Jun 2024	%
(1)	(2)	(3)	(4)	(5)	(6)	(7)
Germany, Fed. Rep. of	190	–	–	38.627	–	–
Belgium	–	28	–	–	150	–
Italy	–	21.700	–	–	5.630	–
Aspal	**985.088**	**1.201.779**	**22,00**	**163.013**	**201.155**	**23,40**
Japan	6	2	-66,67	60	20	-66,67
China	920.003	1.056.000	14,78	93.402	110.880	18,71
Papua New Guinea	–	24.750	–	–	24.854	–
Singapore	55.910	93.206	66,71	24.726	40.579	64,11
Malaysia	9.170	–	–	44.825	–	–
East Timor	–	27.821	–	–	24.821	–
Batu Hias dan Batu Bangunan	**9.157.410**	**9.123.499**	**-0,37**	**1.352.970**	**1.680.305**	**24,19**
Japan	844.166	895.944	6,13	196.682	187.549	-4,64
Hong Kong	400	–	–	400	–	–
Korea, Republic of	–	13.201	–	–	5.181	–
Taiwan	928.235	922.230	-0,65	128.104	132.484	3,42
China	6.594.020	6.182.213	-6,25	793.547	762.272	-3,94
Thailand	240.530	88.411	-63,24	45.246	27.363	-39,52
Singapore	105.892	238.979	125,68	22.045	34.937	58,48
Malaysia	53.062	132.762	150,20	10.929	23.647	116,37
Brunei Darussalam	–	15.209	–	–	13.925	–
Viet Nam	120.521	32.730	-72,84	14.743	4.446	-69,84
Maldives	–	31.042	–	–	12.600	–
India	23.788	9.357	-60,67	7.503	4.646	-38,07
Turkey	900	–	–	200	–	–
United Arab Emirates	1.914	1.300	-32,08	46.050	15.910	-65,45
Bahrain	24.110	188.382	681,34	13.242	133.535	908,45
Reunion	26.288	9.922	-62,26	13.539	8.547	-36,87
Cote D'Ivoire	–	1.440	–	–	776	–
Senegal	5.600	25.570	356,61	3.415	11.200	227,93
Australia	20.361	56.233	176,18	6.634	10.913	64,51
Vanuatu	–	14.051	–	–	3.257	–
Fiji	842	180	-78,62	726	39	-94,60
East Timor	47.630	146.344	207,25	4.811	164.493	3.319,09
United States	30.008	12.947	-56,86	15.066	30.634	103,33
Mexico	–	153	–	–	160	–
Brazil	12.168	–	–	2.363	–	–
Paraguay	–	4.500	–	–	3.418	–
Costa Rica	6.397	–	–	3.368	–	–
French Polynesia	875	39.479	4.411,85	78	53.867	69.387,45
Netherlands Antilles	440	–	–	90	–	–
Turks and Caicos Islands	6.750	11.195	65,85	2.888	10.665	269,30
United Kingdom	528	–	–	293	–	–
Netherlands	20	–	–	8.400	–	–
France	6.126	4.040	-34,05	1.022	1.238	21,14
Germany, Fed. Rep. of	44.834	31.386	-30,00	7.641	6.517	-14,71
Switzerland	–	1.594	–	–	614	–
Denmark	280	2.482	786,37	1.530	9.767	538,39
Sweden	8.619	7.800	-9,50	1.258	2.400	90,83
Portugal	–	650	–	–	976	–
Iceland	400	212	-46,98	148	344	131,82
Greece	1.206	420	-65,17	830	1.534	84,82
Croatia	–	1.143	–	–	451	–
Malta	500	–	–	180	–	–
Es	**30**	**1.332**	**4.341,44**	**80**	**2.736**	**3.320,05**
United Arab Emirates	–	358	–	–	680	–
Australia	–	24	–	–	106	–
Solomon Islands	–	951	–	–	1.950	–
East Timor	30	–	–	80	–	–
Listrik	**–**	**13**	**–**	**–**	**125**	**–**
East Timor	–	13	–	–	125	–
Gas Alam dan Buatan	**–**	**12**	**–**	**–**	**231**	**–**
Papua New Guinea	–	12	–	–	231	–
Barang Logam Daur Ulang	**37.462.977**	**45.957.135**	**22,67**	**151.389.687**	**166.176.209**	**9,77**
Japan	2.509.814	3.633.539	44,77	18.616.983	27.563.734	48,06
Hong Kong	–	34.414	–	–	247.681	–
Korea, Republic of	8.742.678	9.162.298	4,80	35.193.489	30.973.063	-11,99
Taiwan	5.743.172	7.220.241	25,72	40.752.100	41.530.315	1,91
China	4.385.229	3.165.705	-27,81	25.190.609	23.269.333	-7,63
Thailand	1.661.056	1.797.892	8,24	3.319.631	3.039.972	-8,42
Singapore	1.472.786	2.343.808	59,14	4.981.355	7.621.472	53,00
Malaysia	2.238.359	2.652.113	18,48	7.597.730	9.318.380	22,65
Viet Nam	–	20.001	–	–	116.600	–

https://www.bps.go.id

Lanjutan Tabel 3.6

Komoditas/Negara Tujuan	Berat Bersih (kg)		Perub	Nilai FOB (US$)		Perub
	Jan–Jun 2023	Jan–Jun 2024	%	Jan–Jun 2023	Jan–Jun 2024	%
(1)	(2)	(3)	(4)	(5)	(6)	(7)
India	10.459.723	14.928.851	42,73	14.972.235	19.567.514	30,69
Saudi Arabia	198.833	–	–	338.698	–	–
United Arab Emirates	49.959	172.747	245,78	424.952	1.652.655	288,90
New Zealand	–	43.590	–	–	100.740	–
East Timor	1.355	439	-67,56	1.686	215	-87,25
United States	12	21.904	182.433,33	49	148.445	301.654,64
Netherlands	–	759.593	–	–	1.026.090	–
France	1	–	–	170	–	–
Barang Bukan Logam Daur Ulang	**29.962.623**	**30.853.807**	**2,97**	**22.789.379**	**24.199.769**	**6,19**
Japan	580.417	608.869	4,90	458.291	3.686.555	704,41
Hong Kong	–	163.728	–	–	163.173	–
Korea, Republic of	674.856	622.773	-7,72	389.489	541.383	39,00
Taiwan	2.177.564	4.424.878	103,20	1.558.580	3.578.744	129,62
China	3.927.117	4.672.456	18,98	2.630.146	3.631.895	38,09
Papua New Guinea	~0	814	209.577,58	23	2.829	12.401,50
Thailand	344.707	591.988	71,74	133.099	297.842	123,78
Singapore	38.519	25.178	-34,63	34.480	178.788	418,52
Philippines	445.039	502	-99,89	724.045	13.218	-98,17
Malaysia	8.661.484	4.999.337	-42,28	4.308.645	2.345.205	-45,57
Myanmar	–	2.000	–	–	4.500	–
Brunei Darussalam	303	–	–	2.059	–	–
Lao People'S Dem. Rep.	55.000	93	-99,83	25.850	250	-99,03
Viet Nam	1.823.305	476.206	-73,88	521.394	290.536	-44,28
Maldives	–	80	–	–	1.759	–
India	1.821.259	2.571.878	41,21	609.049	970.869	59,41
Pakistan	224.160	188.920	-15,72	22.790	18.510	-18,78
Sri Lanka	1.144	2.281	99,38	2.552	3.424	34,16
Iran (Islamic Republic of)	–	58	–	–	300	–
Saudi Arabia	29.858	14.683	-50,82	6.339	5.829	-8,04
Jordan	~0	–	–	4	–	–
Oman	–	110.000	–	–	97.900	–
United Arab Emirates	46	63	36,96	608	100	-83,56
Qatar	–	82	–	–	150	–
Morocco	–	277	–	–	10.227	–
Tunisia	–	173	–	–	617	–
Namibia	–	278	–	–	160	–
Madagascar	63	13	-80,16	40	200	398,75
Kenya	–	320	–	–	256	–
Congo	1	–	–	9	–	–
Senegal	–	123	–	–	490	–
South Africa	58	60.258	103.792,59	416	14.110	3.292,97
Australia	374.311	193.699	-48,25	181.102	147.620	-18,49
New Zealand	52.000	1.151	-97,79	13.780	1.861	-86,50
Fiji	–	151	–	–	1.000	–
East Timor	556	566	1,88	1.052	838	-20,36
United States	4.679.072	8.364.422	78,76	3.285.311	5.937.798	80,74
Canada	22.020	66.045	199,93	22.292	61.671	176,65
Mexico	50	20	-60,00	45	1.628	3.518,33
Colombia	25.300	–	–	19.734	–	–
Ecuador	105.000	–	–	108.290	–	–
Peru	20.000	–	–	10.960	–	–
Puerto Rico	–	498	–	–	13	–
French Polynesia	2	–	–	48	–	–
United Kingdom	82.126	1.705	-97,92	45.890	1.519	-96,69
Netherlands	–	28.886	–	–	20.646	–
France	15	4.721	31.373,07	606	9.097	1.400,68
Germany, Fed. Rep. of	24.773	98.302	296,81	24.167	87.528	262,18
Switzerland	393.795	182.802	-53,58	360.179	113.646	-68,45
Luxembourg	–	34	–	–	1.904	–
Denmark	–	75	–	–	1.000	–
Sweden	41	52.384	127.665,12	873	14.667	1.580,12
Ireland	2.415.970	2.196.408	-9,09	2.132.543	1.832.673	-14,06
Italy	140.990	48.689	-65,47	105.666	37.661	-64,36
Spain	3.920	655	-83,29	4.167	560	-86,57
Portugal	770.559	72.600	-90,58	5.012.679	60.984	-98,78
Iceland	–	1.300	–	–	4.500	–
Poland	46.797	127	-99,73	29.283	1.059	-96,38
Azerbaijan	290	–	–	2.263	–	–
Kyrgyzstan	–	203	–	–	29	–
Latvia	51	–	–	242	–	–
Estonia	85	–	–	300	–	–
Serbia	–	59	–	–	50	–
Barang Antik dan Barang Koleksi	**28**	**83**	**197,44**	**1.836**	**504**	**-72,55**
Korea, Republic of	–	80	–	–	64	–
Australia	–	3	–	–	440	–
Canada	28	–	–	1.836	–	–

https://www.bps.go.id

Lanjutan Tabel 3.6

Komoditas/Negara Tujuan	Berat Bersih (kg)		Perub	Nilai FOB (US$)		Perub
	Jan–Jun 2023	Jan–Jun 2024	%	Jan–Jun 2023	Jan–Jun 2024	%
(1)	(2)	(3)	(4)	(5)	(6)	(7)
Pengumpulan Limbah Berbahaya	**–**	**1**	**–**	**–**	**9**	**–**
Singapore	–	1	–	–	9	–
Total Ekspor	**335.889.470.791**	**353.573.478.518**	**5,26**	**128.640.221.177**	**125.089.103.435**	**-2,76**

https://www.bps.go.id

DAFTAR PUSTAKA

International United Nations Statistics Division (UNSD). *Merchandise Trade Statistics (IMTS) Concepts and Definitions.* 2010. https://unstats.un.org/unsd/trade/eg-imts/IMTS%202010%20(English).pdf.

Kementerian Keuangan Direktorat Jenderal Bea dan Cukai. *Buku Tarif Kepabeanan Indonesia (BTKI).* 2022. https://www.beacukai.go.id/arsip/lan/BTKI-2022.html.

https://www.bps.go.id

https://www.bps.go.id

https://www.bps.go.id

ST2023
SENSUS PERTANIAN

BerAKHLAK
Berorientasi Pelayanan Akuntabel Kompeten
Harmonis Loyal Adaptif Kolaboratif

#bangga melayani bangsa

DATA
MENCERDASKAN BANGSA

https://www.bps.go.id

ISSN 2745-3995
9 772745 399503

BADAN PUSAT STATISTIK
Jl. dr. Sutomo No. 6-8 Jakarta 10710
Telp : (021) 3841195, 3842508, 3810291-4, Fax : (021) 3857046
Homepage : http://www.bps.go.id *E-mail* : bpshq@bps.go.id