

Buletin Statistik Perdagangan Luar Negeri
Foreign Trade Statistical Bulletin

EKSPOR /EXPORTS

ISSN : 0126 - 5775

No. Publikasi / *Publication Number* : 05410.0709

Katalog BPS / *BPS Catalogue*: 8101.

Ukuran Buku / *Book Size* : 21 Cm X 29 Cm

Jumlah Halaman / *Total Pages* : 139 Halaman / *Pages*

Naskah / *Manuscript* :

Bagian Statistik Ekspor

Export Statistics Division

Gambar Kulit / *Cover Design* :

Bagian Statistik Ekspor

Export Statistics Division

Diterbitkan oleh / *Published by* :

Badan Pusat Statistik, Jakarta - Indonesia

CBS, Indonesia

Dicetak oleh / *Printed by* :

CV Rioma

Boleh dikutip dengan menyebut sumbernya

May be cited with reference to the source

<https://www.bps.go.id>

KATA PENGANTAR

Buletin Statistik Perdagangan Luar Negeri Ekspor yang diterbitkan secara bulanan memuat data ekspor menurut sektor, Perkembangan ekspor komoditi pertanian, Perkembangan ekspor komoditi industri, Perkembangan ekspor komoditi pertambangan dan Perkembangan ekspor Indonesia menurut komoditi dan negara tujuan secara kumulatif dari Januari sampai bulan berjalan.

Buletin ini juga menyajikan ulasan singkat tentang perbandingan, pertumbuhan dan peranan serta data pokok yang cukup menonjol atau yang mengalami perubahan yang signifikan. Diharapkan dengan adanya informasi semacam ini, para pengguna data ekspor dapat melihat dan mengikuti perkembangan ekspor secara garis besar.

Kepada para pengguna data, saran dan kritik yang bersifat konstruktif demi penyempurnaan publikasi ini, sangat diharapkan. Dengan demikian usaha BPS untuk meningkatkan pelayanan dan pemasyarakatan statistik (khususnya data Statistik Ekspor) dapat dilaksanakan secara baik dan berkesinambungan.

Jakarta, September 2007

BADAN PUSAT STATISTIK

KEPALA,

DR. Rusman Heriawan

NIP. 340003999

ISI / CONTENT

Halaman / Page

Kata Pengantar / <i>Preface</i>	iii
Isi / <i>Content</i>	iv
Ringkasan / <i>Highlight</i>	v - xiv

Jilid / Volume

Tabel 1. Ringkasan Perkembangan Ekspor Indonesia	1
Tabel 2. Perkembangan Ekspor Komoditi Pertanian	1
Tabel 3. Perkembangan Ekspor Komoditi Industri	2
Tabel 4. Perkembangan Ekspor Komoditi Pertambangan	4
Tabel 5. Perkembangan Ekspor Indonesia Menurut Komoditi dan Negara Tujuan	5

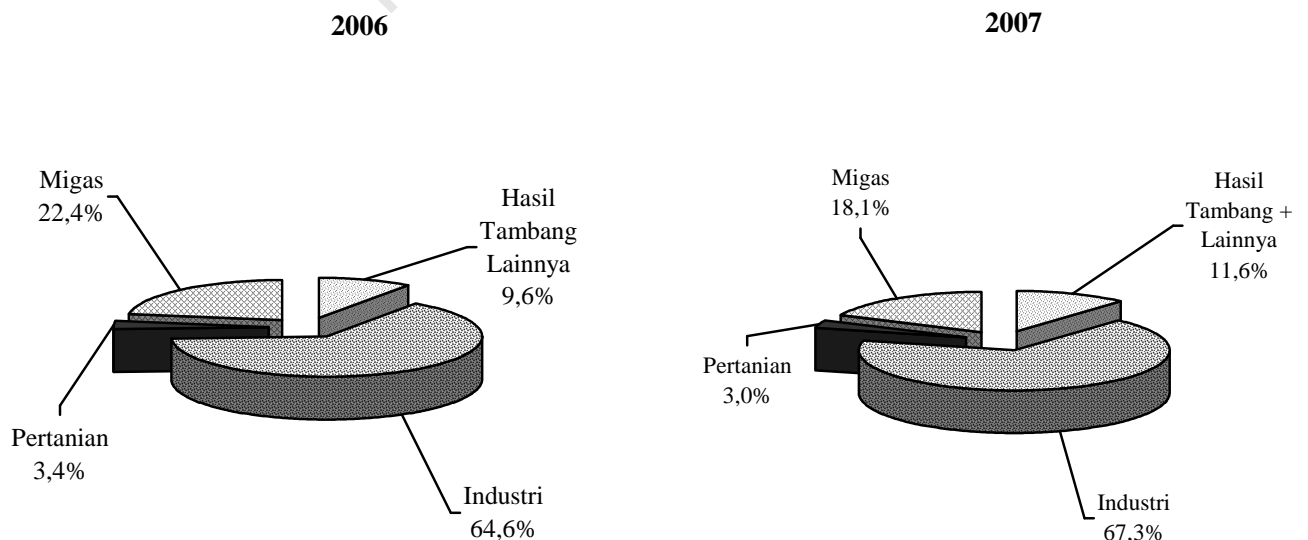
RINGKASAN

Ekspor Indonesia pada periode Januari - Juli 2007 mencapai nilai US\$ 63 899,7 juta dengan volume 193 958,4 ribu ton, yang terdiri dari US\$ 11 546,1 juta hasil ekspor minyak dan gas bumi dan US\$ 52 353,6 juta hasil ekspor komoditi non migas.

Dibandingkan periode yang sama tahun 2006, nilai ekspor naik US\$ 8 101,7 juta, karena adanya kenaikan ekspor non migas senilai US\$ 9 078,9 juta, namun demikian, dari kelompok migas mengalami penurunan sebesar US\$ 977,1 juta atau

turun 7,80 persen dibanding periode yang sama tahun sebelumnya. Walaupun demikian, diperlihatkan bahwa penerimaan dari sektor migas masih bisa diharapkan, karena perkembangan harga di pasaran internasional menunjukkan perkembangan yang fluktuatif. Bulan Juli 2007 harga minyak mentah Indonesia US\$ 75,50 per barelnya, turun sebesar US\$ 3,55 per barel dibandingkan bulan Juli 2006.

Grafik 1 : PERBANDINGAN NILAI EKSPOR INDONESIA PADA JANUARI-JULI 2006 & 2007

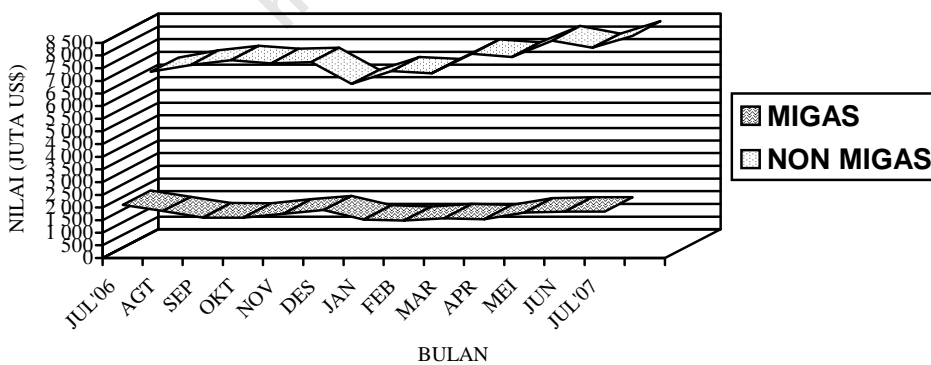


Pada Grafik 1 ditampilkan perbandingan nilai ekspor selama Periode Januari - Juli 2006 dan 2007. Sedangkan trend perkembangannya dari bulan Juli 2006 sampai dengan Juli 2007 disajikan pada Grafik 2, 3, dan 4. Nilai ekspor kelompok migas pada Januari - Juli 2006 senilai US\$ 12 523,2 juta yang terdiri dari minyak mentah, hasil minyak dan gas masing-masing senilai US\$ 4 942,2 juta, US\$ 1 532,5 juta, dan US\$ 6 048,6 juta. Sedangkan pada Januari - Juli 2007 nilai

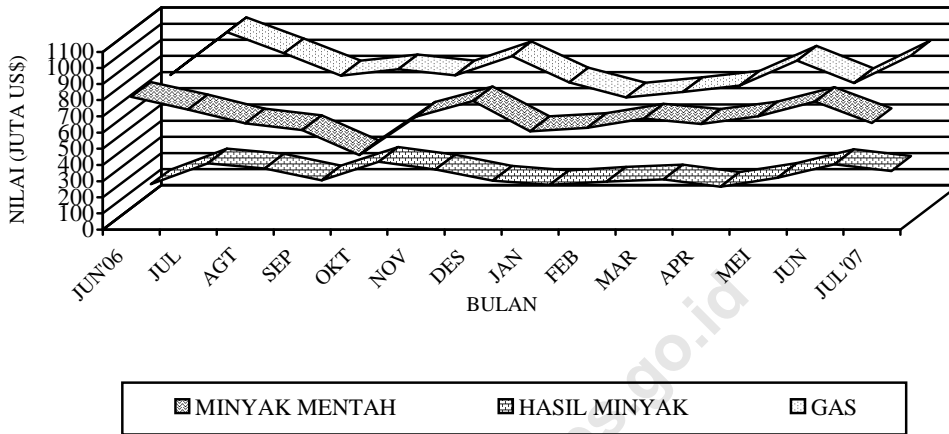
untuk kelompok migas masing-masing sebesar US\$ 4 728,7 juta, US\$ 1 597,5 juta dan US\$ 5 219,9 juta.

Nilai ekspor untuk kelompok non migas yang terdiri dari hasil pertanian, industri serta hasil tambang dan lainnya pada bulan Januari - Juli 2006 masing-masing US\$ 1 910,2 juta, US\$ 36 016,2 juta, dan US\$ 5 348,3 juta. Sementara itu pada periode Januari - Juli 2007 masing-masing mencapai US\$ 1 947,2 juta, US\$ 43 000,8 juta, dan US\$ 7 405,6 juta.

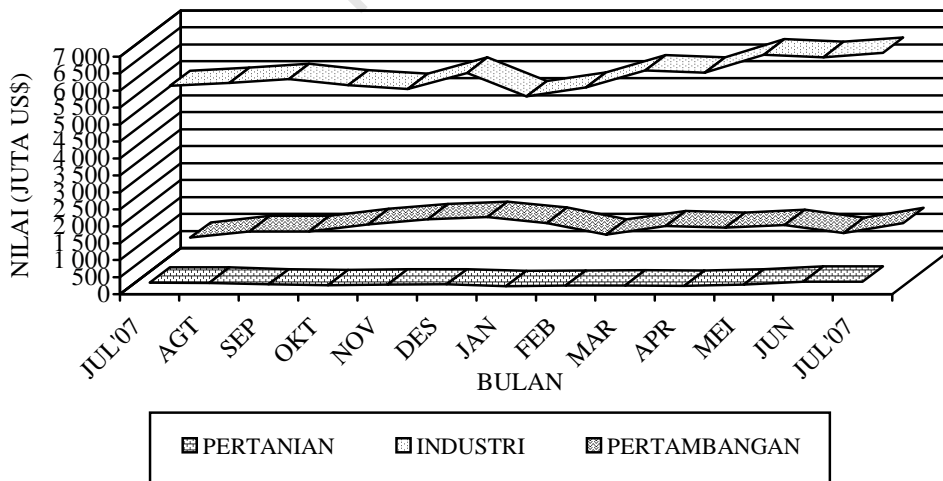
Grafik 2 : PERKEMBANGAN NILAI EKSPOR MIGAS DAN NON MIGAS SELAMA JULI 2006 SAMPAI DENGAN JULI 2007



**Grafik 3 : PERKEMBANGAN NILAI EKSPOR KOMODITI MIGAS
SELAMA JULI 2006 SAMPAI DENGAN JULI 2007**



**Grafik 4 : PERKEMBANGAN NILAI EKSPOR KOMODITI NON MIGAS
SELAMA JULI 2006 SAMPAI DENGAN JULI 2007**



**Tabel A. RINGKASAN EKSPOR NON MIGAS INDONESIA
(JUTA US\$)**

Tahun dan Bulan	Hasil sektor pertanian	Hasil sektor industri	Hasil sektor tambang	Total
[1]	[2]	[3]	[4]	[6]
2005				
Juni	218,8	4 534,1	624,5	5 377,4
Juli	289,7	4 572,5	667,1	5 529,3
Agustus	214,3	4 563,4	699,3	5 477,0
September	273,7	4 852,8	675,6	5 802,1
Oktober	267,3	5 273,5	590,9	6 131,7
November	221,4	4 034,4	1 016,0	5 271,8
Desember	262,7	5 187,5	848,4	6 298,6
2006				
Januari	237,4	4 527,8	968,6	5 733,8
Pebruari	279,1	4 920,0	561,2	5 760,3
Maret	240,9	4 922,2	645,3	5 808,4
April	212,5	5 085,0	651,8	5 949,3
Mei	274,9	5 363,9	941,6	6 580,4
Juni	316,1	5 512,1	843,0	6 671,2
Juli	344,1	5 679,8	757,9	6 781,8
Agustus	338,3	5 773,3	947,2	7 058,8
September	289,3	5 881,2	947,3	7 242,8
Oktober	263,0	5 699,5	1 157,1	7 119,6
November	280,9	5 589,6	1 297,2	7 167,7
Desember	288,4	6 069,5	1 366,1	7 715,0
2007				
Januari	235,8	5 370,6	1 194,9	6 801,3
Pebruari	247,7	5 631,7	846,7	6 726,1
Maret	256,7	6 138,0	1 095,5	7 490,2
April	246,9	6 075,8	1 053,8	7 376,5
Mei	282,9	6 602,4	1 130,5	8 015,8
Juni	309,1	6 526,6	894,6	7 730,4
Juli	368,1	6 655,7	1 189,6	8 213,3

Dipandang dari negara tujuan ekspor (Tabel B), pada bulan Juli 2007 kelompok migas yang ditujukan ke kawasan Asia Selatan & Tenggara dan Asia Timur, sebesar masing-masing US\$ 150,9 juta, dan US\$ 1 507,3 juta memperlihatkan penurunan dibanding tahun 2006. Negara yang memperlihatkan penurunan ekspor kelompok migas lainnya, adalah China dengan persentase penurunan sebesar 12,91 persen, Singapura dengan persentase penurunan sebesar 37,84 persen,

Muangthai dengan persentase peningkatan sebesar 97,03 persen dan Malaysia dengan persentase peningkatan sebesar 38,62 persen, sedangkan Jepang memperlihatkan peningkatan dibanding tahun 2006, dengan persentase peningkatan sebesar 15,66 persen dan 20,40 persen. Dari Tabel B juga terlihat bahwa ekspor komoditi migas pada bulan Juli 2007 menunjukkan penurunan menjadi US\$ 1 826,4 juta.

Tabel B : Perkembangan Ekspor Migas & Non Migas Indonesia Menurut Negara Tujuan, Juli 2006 & Juli 2007 (Juta US\$)

Kawasan Negara Ekspor	Migas			Non Migas		
	Juli 2006	Juli 2007	Perubahan (%)	Juli 2006	Juli 2007	Perubahan (%)
• Asia Timur	1 598,5	1 507,3	-5,71	2 148,3	2 528,6	17,70
- Jepang	806,1	932,3	15,66	980,0	1 129,3	15,24
- China	294,7	256,6	-12,91	530,7	617,5	16,35
• Asia Selatan & Tenggara	362,2	150,9	-58,35	1 759,6	2 250,2	27,88
- Muangthai	84,8	2,5	-97,03	177,6	231,9	30,58
- Singapura	181,0	112,5	-37,84	646,5	885,8	37,00
- Philipina	1,8	0,1	-93,71	98,1	128,9	31,38
- Malaysia	57,1	35,1	-38,62	315,4	432,9	37,25
• Asia Barat	0,0	0,0	-	319,8	430,4	34,59
• Afrika	0,1	0,0	-100,00	154,4	213,6	38,28
• Australia & Oseania	76,7	134,1	74,98	152,5	179,8	17,86
• Amerika Utara	71,9	34,1	-52,55	999,0	1 075,2	7,62
- Amerika Serikat	71,9	34,1	-52,55	948,9	1 029,7	8,51
• Amerika Tengah & Selatan	0,0	0,0	-	160,7	177,6	10,50
• Eropa Barat	0,1	0,0	-100,00	985,8	1 221,3	23,89
• Eropa Timur	0,0	0,0	-	91,2	136,8	49,93
Total Ekspor	2 109,5	1 826,4	-13,42	6 771,4	8 213,3	21,29

Pada kelompok non migas nilai ekspor mengalami peningkatan hingga mencapai US\$ 8 213,3 juta, atau sebesar 21,29 persen.

Pada tabel 1 disajikan ekspor menurut sektor. Disini terlihat bahwa perolehan devisa terbesar pada periode Januari - Juli 2007 berasal dari sektor industri dengan nilai US\$ 43 000,8 juta atau sekitar 67,29 persen dari total ekspor, sedangkan pada periode Januari - Juli 2006 juga berasal dari sektor industri dengan nilai US\$ 36 016,2 juta atau sekitar 64,55 persen dari total ekspor. Dibandingkan periode yang sama tahun sebelumnya, sektor industri mengalami peningkatan 19,39 persen.

Pada tabel 2 disajikan perkembangan ekspor komoditi hasil pertanian, selama periode Januari - Juli 2007, komoditi andalan sektor pertanian antara lain udang segar/beku dengan nilai US\$ 545,9 juta (28,04 persen); ikan dan lain-lain dengan nilai US\$ 339,5 juta (17,43 persen); biji coklat dengan nilai US\$ 321,5 juta (16,51 persen); kopi dengan nilai US\$ 278,3 juta (14,29 persen); rempah-rempah dengan nilai US\$ 115,1 juta (5,91 persen); hasil pertanian lainnya dengan nilai US\$ 97,6 juta (5,01 persen); buah-buahan dengan nilai US\$ 61,2 juta (3,14 persen); teh dengan nilai US\$ 36,5 juta (1,87 persen); tembakau dengan nilai US\$ 32,9 juta (1,69 persen);

bahan nabati lainnya dengan nilai US\$ 29,7 juta (1,53 persen).

Pada tabel 3 disajikan perkembangan ekspor komoditi hasil industri, selama periode Januari - Juli 2007, komoditi andalan sektor industri antara lain barang dari logam tidak mulia dengan nilai US\$ 5 833,0 juta (13,56 persen); tekstil dengan nilai US\$ 5 759,5 juta (13,39 persen); alat listrik, ukur, fotografi, dll dengan nilai US\$ 4 609,0 juta (10,72 persen); minyak nabati dengan nilai US\$ 4 432,0 juta (10,31 persen); karet alam olahan dengan nilai US\$ 3 482,5 juta (8,10 persen); bahan kimia dengan nilai US\$ 2 156,3 juta (5,01 persen); kayu olahan dengan nilai US\$ 1 892,3 juta (4,40 persen); kertas dan barang dari kertas dengan nilai US\$ 1 858,7 juta (4,32 persen); makanan olahan dengan nilai US\$ 1 240,2 juta (2,88 persen); meubel dan bagian-bagiannya dengan nilai US\$ 1 178,6 juta (2,74 persen).

Pada tabel 4 disajikan perkembangan ekspor komoditi hasil pertambangan, selama periode Januari - Juli 2007, komoditi andalan sektor pertambangan antara lain batu bara dengan nilai US\$ 3 666,0 juta (49,54 persen) dan biji tembaga dengan nilai US\$ 3 110,2 juta (42,03 persen). Ekspor batu bara mengalami peningkatan 14,05 persen dibanding periode yang sama tahun

sebelumnya, dan biji tembaga mengalami peningkatan 61,64 persen dibanding periode yang sama tahun sebelumnya.

Perkembangan ekspor Indonesia menurut komoditi dan negara tujuan yang disajikan pada Tabel 5, memperlihatkan bahwa ekspor selama ini lebih banyak bertumpu pada 15 komoditi utama, (ringkasan disajikan pada Tabel C yang diurut menurut nilai ekspor). Lima belas komoditi tersebut pada periode Januari - Juli 2007 menyumbang sekitar 64,05 persen dari ekspor non migas.

Minyak kelapa sawit mempunyai nilai US\$ 3 705,3 juta, naik US\$ 1 235,7 juta dari tahun lalu, komoditi ini menyumbang sekitar 7,08 persen ekspor non migas nasional pada periode Januari - Juli 2007.

Nilai ekspor batu bara selama periode Januari - Juli 2007 naik US\$ 451,5 juta menjadi US\$ 3 666,0 juta.

Pada periode Januari - Juli 2007 nilai ekspor pakaian jadi US\$ 3 368,8 juta, yang naik dibanding tahun lalu sebesar US\$ 157,7 juta atau naik sekitar 4,91 persen.

Komoditi biji tembaga diekspor dengan nilai US\$ 3 110,2 juta atau 5,94 persen, alat listrik diekspor dengan nilai US\$ 2 721,0 juta atau sekitar 5,20 persen dari perolehan devisa non migas.

Selama periode Januari - Juli 2007, industri lainnya nilai ekspornya mencapai US\$ 2 514,8 juta, sedangkan tahun sebelumnya senilai US\$ 1 994,9 juta, atau terjadi peningkatan sekitar US\$ 520,0 juta (26,07 persen). Crumb rubber nilai ekspornya naik US\$ 231,1 juta (10,95 persen) menjadi US\$ 2 340,7 juta.

Perolehan devisa dari kertas dan barang dari kertas pada periode Januari - Juli 2007 diekspor dengan nilai US\$ 1 892,3 juta atau sekitar 3,61 persen dari kelompok non migas. Nikel pada periode Januari - Juli 2007 diekspor dengan nilai US\$ 1 675,2 juta, sedangkan tahun sebelumnya US\$ 501,6 juta.

Textil lainnya nilai ekspornya naik US\$ 111,7 juta menjadi US\$ 1 591,1 juta. Sedangkan nilai ekspor bahan kimia organik dalam periode Januari - Juli 2007 naik 41,15 persen menjadi US\$ 1 574,9 juta. tembaga nilai ekspornya naik US\$ 636,9 juta menjadi US\$ 1 538,5 juta, audio visual nilai ekspornya naik US\$ 99,0 juta menjadi US\$ 1 458,2 juta. Besi/baja nilai ekspornya naik US\$ 217,4 juta menjadi US\$ 1 319,5 juta.

Damar tiruan, bahan plastik nilai ekspornya naik US\$ 68,4 juta menjadi US\$ 1 054,0 juta.

**Tabel C : Ekspor Utama Barang Bukan Migas
Periode Januari - Juli, 2006 dan 2007**

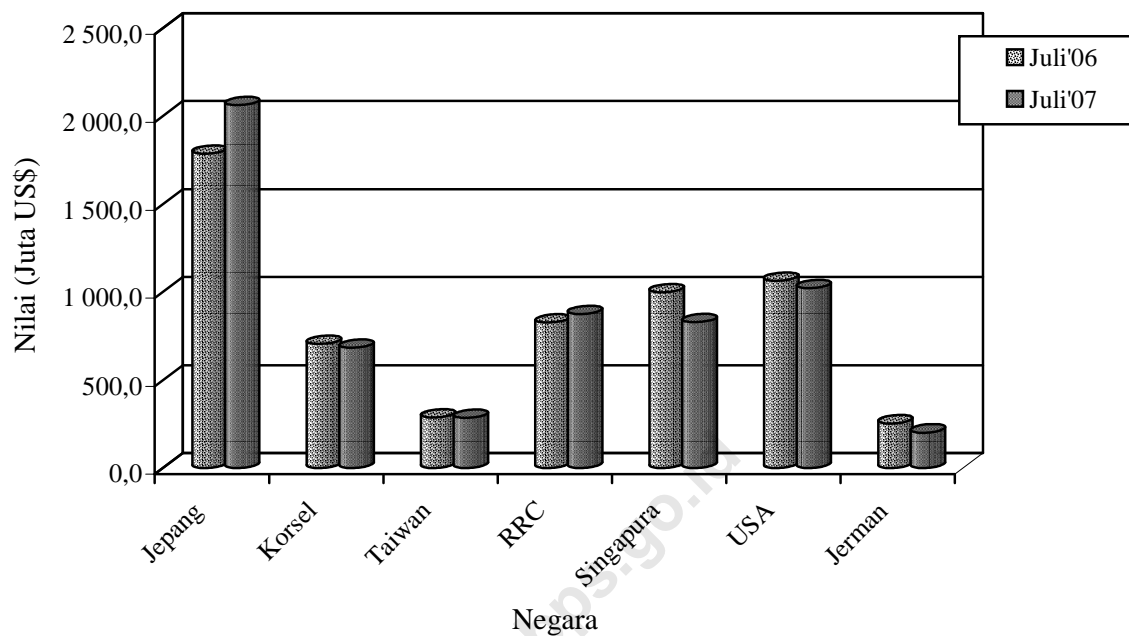
HS	Nilai FOB (Juta US\$)		Perubahan		% Peran 2007 (Terhadap Non Migas)
	2006	2007	Absolut	Persen	
Minyak kelapa sawit	2 469,6	3 705,3	1 235,7	50,04	7,08
Batu bara	3 214,5	3 666,0	451,5	14,05	7,00
Pakaian jadi	3 211,0	3 368,8	157,7	4,91	6,43
Biji tembaga	1 924,1	3 110,2	1 186,0	61,64	5,94
Alat listrik	2 605,2	2 721,0	115,7	4,44	5,20
Industri lainnya	1 994,9	2 514,8	520,0	26,07	4,80
Crumb rubber	2 109,6	2 340,7	231,1	10,95	4,47
Kertas dan barang dari kertas	1 672,6	1 892,3	219,8	13,14	3,61
Nikel	501,6	1 675,2	1 173,6	233,99	3,20
Textil lainnya	1 479,3	1 591,1	111,7	7,55	3,04
Bahan kimia organik	1 115,8	1 574,9	459,2	41,15	3,01
Tembaga	901,6	1 538,5	636,9	70,65	2,94
Audio visual	1 359,2	1 458,2	99,0	7,28	2,79
Besi/baja	1 102,0	1 319,5	217,4	19,73	2,52
Damar tiruan, bahan plastik	985,6	1 054,0	68,4	6,94	2,01
Total Komoditi Utama	26 646,6	33 530,3	6 883,8	25,83	64,05

Nilai ekspor periode Januari - Juli 2007, menurut negara kelompok ekonomi, ke kelompok negara APEC adalah yang terbesar yaitu mencapai 58,18 persen dari total ekspor yaitu US\$ 47 297,4 juta, diantaranya US\$ 12 091,9 juta ke ASEAN dan US\$ 7 142,0 juta ke NAFTA. Sementara nilai ekspor ke Uni Eropa sebesar 11,61 persen (US\$ 7 421,2 juta) dan ke Timur Tengah sebesar 3,85 persen (US\$ 2 462,6 juta). Ditinjau dari perkembangannya, nilai ekspor ke negara-negara APEC naik 11,12 persen dibanding keadaan tahun 2006 yang terdiri dari peningkatan ekspor menuju Jepang sebesar 13,23 persen, menuju ASEAN sebesar 15,54 persen, menuju NAFTA sebesar 3,86 persen. Sedangkan ke Korea Selatan turun sebesar 4,93 persen

Nilai ekspor periode Januari - Juli 2007, menuju tujuh negara tujuan utama yaitu Jepang, Korea Selatan, Taiwan, RR China, Singapura, Amerika dan Jerman mencapai sebesar US\$ 38 714,5 juta atau sekitar 60,59 persen dari total ekspor. Dibandingkan periode tahun sebelumnya nilai ini naik US\$ 3 750,4 juta atau sekitar 10,73 persen.

Selain tujuh negara tujuan utama di atas, negara tujuan yang membeli produk nasional di atas US\$ 70 juta pada bulan Juli 2007 antara lain Hongkong, Malaysia dan Australia masing-masing dengan nilai US\$ 133,5 juta, US\$ 468,0 juta dan US\$ 282,8 juta. Sedangkan dari kawasan Eropa antara lain ke Belanda dan Inggris masing-masing dengan nilai US\$ 252,5 juta dan US\$ 121,1 juta.

Grafik 5: EKSPOR INDONESIA MENURUT NEGARA TUJUAN UTAMA BULAN JULI 2006 & 2007



Perbandingan nilai ekspor bulan Juli 2006 dan 2007 ke beberapa negara tertentu disajikan pada Grafik 5.

TABEL 1. RINGKASAN PERKEMBANGAN EKSPOR INDONESIA

JENIS BARANG	BERAT BERSIH (RIBU TON)		PERUB	NILAI FOB (JUTA US \$)		PERUB
	JAN-JUL 2006	JAN-JUL 2007	%	JAN-JUL 2006	JAN-JUL 2007	%
(1)	(2)	(3)	(4)	(5)	(6)	(7)
Total Ekspor	175.298,9	193.958,4	10,64	55.798,0	63.899,7	14,52
MIGAS	27.709,0	26.475,5	-4,45	12.523,2	11.546,1	-7,80
MINYAK MENTAH	10.487,5	10.421,1	-0,63	4.942,2	4.728,7	-4,32
HASIL MINYAK	3.679,9	3.771,3	2,48	1.532,5	1.597,5	4,24
GAS ALAM	13.541,6	12.283,1	-9,29	6.048,6	5.219,9	-13,70
NON MIGAS	147.589,9	167.482,9	13,48	43.274,7	52.353,6	20,98
HASIL PERTANIAN	1.630,3	1.291,7	-20,77	1.910,2	1.947,2	1,94
HASIL INDUSTRI	33.624,4	36.525,6	8,63	36.016,2	43.000,8	19,39
HASIL TAMBANG	112.333,6	129.663,8	15,43	5.342,9	7.400,5	38,51
LAINNYA	1,7	1,9	11,31	5,4	5,1	-6,29

TABEL 2. PERKEMBANGAN EKSPOR KOMODITI HASIL PERTANIAN

JENIS BARANG	BERAT BERSIH (TON)		PERUB	NILAI FOB (RIBU US \$)		PERUB
	JAN-JUL 2006	JAN-JUL 2007	%	JAN-JUL 2006	JAN-JUL 2007	%
(1)	(2)	(3)	(4)	(5)	(6)	(7)
TOTAL PERTANIAN	1.630.314	1.291.662	-20,77	1.910.177	1.947.219	1,94
KARET ALAM	4.484	5.491	22,47	6.821	7.785	14,13
KOPI	224.623	136.403	-39,27	300.733	278.312	-7,46
KAYU BULAT	56	42	-24,34	16	38	133,30
UDANG SEGAR/BEKU	86.994	79.526	-8,58	570.278	545.912	-4,27
TEH	26.955	27.043	0,33	31.062	36.484	17,46
REMPAH-REMPAH	62.707	50.402	-21,32	94.757	115.106	21,47
-LADA HITAM	10.652	8.380	-21,32	14.322	21.676	51,35
-LADA PUTIH	8.363	8.227	-1,63	17.875	34.649	93,84
-KAYU MANIS DAN BUNGANYA	20.328	15.272	-24,87	12.570	11.473	-8,73
-BIJI PALA & BUNGANYA DAN KAPULAGA	11.422	11.159	-2,31	29.261	34.073	16,45
-PANILI	75	109	45,08	1.447	1.393	-3,75
-LAINNYA	11.866	7.255	-38,86	19.282	11.842	-38,58
TEBAKAU	19.439	14.722	-24,26	39.514	32.896	-16,75
BIJI COKLAT	301.106	223.568	-25,75	367.811	339.460	-7,71
IKAN DAN LAIN-LAIN	347.731	212.757	34,30	285.803	321.500	12,49
-IKAN TONGKOL/TUNA	23.457	31.503	34,30	69.568	76.891	10,53
-UBUR-UBUR	1.659	3040	83,25	3.832	6.038	57,56
-KEPITING, KERANG-KERANGAN	25.633	36.327	41,72	78.442	92.985	18,54
-BEKICOT	1.796	2.195	22,22	3.145	3.033	-3,57
-IKAN LAINNYA	295.186	139.692	-52,68	130.817	142.554	8,97
BIJI-BIJIAN	89.384	66.346	-69,71	21.597	24.236	12,22
-BIJI BUNGA	120	36	-69,71	1.469	1.257	-14,44
-BIJI KAPAS	601	18729	3.018,08	88	5.140	5.713,64
-BIJI LAINNYA	88.663	47.580	-46,34	20.040	17.839	-10,98
BULU BEBEK	161	201	25,11	153	193	25,89
DAMAR DAN GETAH DAMAR	18.627	28.807	54,65	16.232	20.978	29,24
KOPAL DAN LAIN-LAIN	16.808	17.931	6,68	13.423	12.928	-3,69
SAYUR-SAYURAN	116.323	37.517	-67,75	18.204	15.521	-14,74
BUAH-BUAHAN	109.574	111.344	1,62	53.813	61.200	13,73
KULIT KERANG DAN LAIN-LAIN	3.299	4.541	37,63	1543	1.638	6,19
TANAMAN OBAT	3.439	6.821	98,37	3.135	5.718	82,40

TABEL 2. PERKEMBANGAN EKSOR KOMODITI HASIL PERTANIAN

JENIS BARANG	BERAT BERSIH (TON)		PERUB	NILAI FOB (RIBU US \$)		PERUB
	JAN-JUL 2006	JAN-JUL 2007	%	JAN-JUL 2006	JAN-JUL 2007	%
(1)	(2)	(3)	(4)	(5)	(6)	(7)
BAHAN NABATI LAINNYA	53.192	51.824	5,13	26.284	29.720	13,07
-GANGGANG LAUT	47.076	49.493	5,13	23.663	27.875	17,8
-LAINNYA	6.116	2.331	-61,89	2.621	1.845	-29,61
HASIL PERTANIAN LAINNYA	145.414	216.375	22,02	58.998	97.593	65,42
-MUTIARA	1	1	22,02	7.233	6.479	-10,42
-LAINNYA	145413	216374	48,8	51.765	91.114	76,02

TABEL 3. PERKEMBANGAN EKSPOR KOMODITI HASIL INDUSTRI

JENIS BARANG	BERAT BERSIH (TON)		PERUB	NILAI FOB (RIBU US \$)		PERUB
	JAN-JUL 2006	JAN-JUL 2007	%	JAN-JUL 2006	JAN-JUL 2007	%
(1)	(2)	(3)	(4)	(5)	(6)	(7)
TOTAL INDUSTRI	33.624.389	36.525.563	8,63	36.016.245	43.000.787	19,39
KAYU OLAHAN	2.552.283	2.162.107	-15,29	1.800.369	1.858.690	3,24
-KAYU LAPIS	1.153.201	1.017.115	-11,80	766.248	904.397	18,03
-KAYU GERGAJIAN	262.450	124.427	-52,59	211.995	118.524	-44,09
-KAYU OLAHAN LAIN	1.136.632	1.020.564	-10,21	822.125	835.769	1,66
BARANG DARI LOGAM TIDAK MULIA	1.828.571	2.048.025	12,00	3.886.556	5.833.048	50,08
-TIMAH	77.041	47.656	-38,14	557.833	603.411	8,17
-ALUMINIUM	190.856	176.369	-7,59	505.315	532.776	5,43
-NIKEL	48.304	76.011	57,36	501.554	1.675.165	234,00
-BESI/BAJA	1.287.447	1.239.244	-3,74	1.102.037	1.319.454	19,73
-TEMBAGA	187.867	196.023	4,34	1.115.791	1.574.941	41,15
-SENG	2.781	3.380	21,52	4.340	6.681	53,95
-LOGAM TIDAK MULIA LAIN	34.276	309.341	802,51	99.686	120.619	21,00
TEKSTIL	1.092.956	1.094.541	0,14	5.455.280	5.759.486	5,58
-PAKAIAN JADI	227.485	232.813	2,34	3.211.034	3.368.776	4,91
-KAIN TENUN	163.056	162.020	-0,64	764.912	799.627	4,54
-TEKSTIL LAINNYA	702.416	699.707	-0,39	1.479.335	1.591.084	7,55
KARET ALAM OLAHAN	1.606.052	1.662.960	3,54	3.159.809	3.482.490	10,21
-BARANG DARI KARET	254.491	275.146	8,12	680.655	767.381	12,74
-SHEET	196.062	175.432	-10,52	363.386	347.523	-4,37
-CRUMB RUBBER	1.152.210	1.198.794	4,04	2.109.629	2.340.703	10,95
-CREPE	3.290	13.589	313,08	6.138	26.884	337,95
MAKANAN TERNAK	1.493.324	1.509.983	1,12	95.173	154.789	62,64
-BUNGKIL KELAPA	159.577	173.277	8,59	9.216	19.176	108,08
-DEDAK/BEKATUL	226.923	220.997	-2,61	21.406	31.148	45,51
-LAINNYA	1.106.825	1.115.709	0,80	64.551	104.465	61,83
MINYAK ATSIRI DAN LAINNYA	30.440	34.802	14,33	120.439	152.190	26,36
-MINYAK ATSIRI LAINNYA	2.343	2.654	13,29	35.041	45.490	29,82
-WANGI-WANGIAN DARI MINYAK ATSIRI	28097	32147	14,42	85.398	106.700	24,94
ROTAN OLAHAN	15.147	17.771	17,32	13.543	16.858	24,48
MINYAK NABATI	7.792.499	7.885.437	1,19	3.065.874	4.609.013	50,33
-MINYAK KELAPA SAWIT	6.563.421	6.494.949	-1,04	2.469.607	3.705.343	50,04
-MINYAK BIJI KELAPA SAWIT	698.109	757.708	8,54	340.794	483.778	41,96
-MINYAK NABATI LAIN	530.968	632.780	19,17	255.473	419.892	64,36
ASAM BERLEMAK	402.294	383.522	-4,67	194.620	229.817	18,08
-STEARIN	106.115	75.719	-28,64	51.964	55.898	7,57

-ASAM BERLEMAK LAIN	296.179	307.803	3,92	142.656	173.918	21,91
---------------------	---------	---------	------	---------	---------	-------

<https://www.bps.go.id>

TABEL 3. PERKEMBANGAN EKSPOR KOMODITI HASIL INDUSTRI

JENIS BARANG	BERAT BERSIH (TON)		PERUB	NILAI FOB (RIBU US \$)		PERUB
	JAN-JUL 2006	JAN-JUL 2007	%	JAN-JUL 2006	JAN-JUL 2007	%
	(1)	(2)	(3)	(4)	(5)	(6)
ALAT LISTRIK, UKUR, FOGRAFI, DLL	392.294	387.082	-1,33	4.197.373	4.431.962	5,59
-ALAT LISTRIK	308.003	317.961	3,23	2.605.204	2.720.951	4,44
-DIODE TRANSISTOR	733	557	-24,08	72.025	70.710	-1,83
-AUDIO VISUAL	78302	62054	-20,75	1.359.221	1.458.181	7,28
-FOTOGRAFI DAN OPTIK	1.873	2.765	47,63	111.325	121.863	9,47
-ALAT UKUR	279	540	93,89	4.453	9.180	106,16
-LONCENG, ARLOJI DAN BAGIANNYA	3104	3206	3,29	45.145	51.077	13,14
MAKANAN OLAHAN	1.081.163	864.299	-20,06	1.099.238	1.240.170	12,82
-COKLAT OLAHAN	68.247	71.627	4,95	134.137	162.403	21,07
-GULA TETES	305.009	154.847	-49,23	28.998	10.620	-63,38
-KERUPUK UDANG	3.663	3.960	8,09	5.127	6.523	27,23
-BUAH/SAYURAN OLAHAN	256.680	230.245	-10,30	136.761	141.946	3,79
-MINUMAN OLAHAN	43.251	42.386	-2,00	22.665	23.430	3,37
-ROKOK DAN TEMBAKAU OLAHAN	40.801	43.441	6,47	162.675	216.777	33,26
-DAGING TERNAK	2.666	2.692	0,99	10.340	10.439	0,96
-DAGING UNGGAS	0	58	34.117,75	180	38	-78,74
-IKAN OLAHAN	86775	105727	21,84	283455	344996	21,71
-BERAS GILING	615	144	-76,61	317	80	-74,63
-KOPI OLAHAN	48	99	107,47	85	224	162,97
-TEH OLAHAN	33850	20580	-39,20	50168	37387	-25,48
-GULA PASIR	346	173	-49,92	196	218	10,85
-GULA LAINNYA	74940	4396	-94,13	3565	2895	-18,79
-MAKANAN OLAHAN LAINNYA	164.272	183.924	11,96	260568	282.193	8,30
SEMEN	3.910.848	3.729.753	-4,63	118.400	112.397	-5,07
BARANG ANYAMAN	18.040	21.259	17,84	42.697	43.309	1,43
-DARI ROTAN	5.342	7.932	48,49	13.464	18.925	40,57
-DARI BAHAN LAINNYA	12.698	13.326	4,94	29.234	24.383	-16,59
MEUBEL DAN BAGIAN-BAGIANNYA	507.498	534.757	5,37	1.079.552	1.178.569	9,17
-DARI ROTAN	74.185	76.301	2,85	201.199	197.803	-1,69
-DARI BAHAN LAINNYA	433.313	458.456	5,80	878.353	980.766	11,66
BAHAN KIMIA	2.482.511	3.936.820	58,58	1.309.557	2.156.275	64,66
-AN ORGANIK	942.366	1.044.719	10,86	285.620	288.031	0,84
-ORGANIK	1.262.765	2.120.687	67,94	901.571	1.538.513	70,65
-LAINNYA	277.380	771.413	178,11	122.367	329.732	169,46
PUPUK	79.658	319.507	301,10	16.693	92.518	454,22
PRODUK PHARMASI	5.342	6.174	15,58	63.103	92.849	47,14
KULIT DAN BARANG DARI KULIT	9.250	7.148	-22,73	101.034	131.007	29,67
KACA DAN BARANG DARI KACA	467.904	448.626	-4,12	237.398	248.741	4,78
KERTAS DAN BARANG DARI KERTAS	2.257.530	2.373.071	5,12	1.672.563	1.892.323	13,14
INDUSTRI LAINNYA	5.598.785	7.097.920	26,78	8.286.972	9.284.288	12,03
-GLISEROL DAN LARUTAN ALKALI	9.576	11.689	22,07	3.093	2.877	-6,99
-MARGARIN DAN LEMAK LAINNYA	178.701	193.532	8,30	87.066	127.144	46,03
-SABUN MANDI DAN CUCI	277.278	284.603	2,64	197.177	229.413	16,35
-BAHAN CELUP ORGANIK SINTETIK	20.551	21.802	6,09	74.881	77.247	3,16
-PREPARAT PEMBASMI KUMAN, DLL	28.446	97.554	242,95	56.010	71.894	28,36
-DAMAR TIRUAN, BAHAN PLASTIK	720.135	685.403	-4,82	985.591	1.053.962	6,94
-BAHAN KERTAS	1.598.019	1.389.464	-13,05	603.456	567.472	-5,96
-ALAS KAKI (KULIT, KARET DAN KANVAS)	68.467	69.362	1,31	978.715	981.944	0,33
-PRODUK KERAMIK	355.716	290.444	-18,35	172.094	166.124	-3,47
-EMAS BATANGAN	21	20	-7,43	352.505	403.706	14,53
-PESAWAT UDARA DAN BAGIANNYA	4330	1414	-67,35	201.038	89.951	-55,26
-KAPAL LAUT DAN SEJENISNYA	156.184	552.941	254,03	194.911	423.464	117,26
-PERLENGKAPAN OLAHRAHA DAN MAINAN	17.920	16.869	-5,86	117.161	131.849	12,54

TABEL 3. PERKEMBANGAN EKSPOR KOMODITI HASIL INDUSTRI

JENIS BARANG	BERAT BERSIH (TON)		PERUB	NILAI FOB (RIBU US \$)		PERUB
	JAN-JUL 2006	JAN-JUL 2007	%	JAN-JUL 2006	JAN-JUL 2007	%
(1)	(2)	(3)	(4)	(5)	(6)	(7)
-PENA DAN PENSIL	6.331	7.202	13,77	40.285	46.264	14,84
-BATU SEMI PERMATA	31	58	86,50	415	797	91,81
-KOPER, TAS, DOMPET PLASTIK/TEKSTIL	5033	4954	-1,57	26687	27145	1,72
-BARANG DARI LOGAM MULIA	478	187	-60,93	39.048	76.873	96,87
-PETI KEMAS	11645	23977	105,89	12.123	27.343	125,55
-KOMPUTER DAN BAGIANNYA	48.014	25.345	-47,21	805.434	636.173	-21,01
-KENDARAAN BERMOTOR RODA 2 DAN 3	2.453	2.889	17,75	18.535	16.009	-13,63
-KENDARAAN BERMOTOR RODA 4 DAN LEE	36.601	73.347	100,39	200.956	441.277	119,59
-SUKU CADANG MESIN	56.583	66.096	16,81	446.166	528.771	18,51
-SUKU CADANG KENDARAAN	115.553	91.079	-21,18	677.117	636.941	-5,93
-UBI KAYU OLAHAN	14.130	41.616	194,52	1.639	4.809	193,37
-INDUSTRI LAINNYA	1.866.588	3.146.073	68,55	1.994.868	2.514.839	26,07

TABEL 4. PERKEMBANGAN EKSPOR KOMODITI HASIL PERTAMBANGAN

JENIS BARANG	BERAT BERSIH (TON)		PERUB	NILAI FOB (RIBU US \$)		PERUB
	JAN-JUL 2006	JAN-JUL 2007	%	JAN-JUL 2006	JAN-JUL 2007	%
(1)	(2)	(3)	(4)	(5)	(6)	(7)
TOTAL PERTAMBANGAN	112.333.561	129.663.782	15,43	5.342.912	7.400.521	38,51
BIJI TEMBAGA	1.046.015	1.202.193	14,93	1.924.106	3.110.151	61,64
BIJI NIKEL	1.984.825	5.611.329	182,71	80.684	408.245	405,98
BAUKSIT	3.042.180	7.565.013	148,67	24.402	69.473	184,70
BIJI TIMAH/TIN	282	229	-18,73	69	28	-59,00
BATU BARA	96.446.399	109.213.873	13,24	3.214.457	3.665.961	14,05
GRANIT	4.059.479	1.469.481	-63,80	14.138	11.451	-19,01
PASIR ALAM	2.116.124	401.112	-81,04	14.505	4.679	-67,74
HASIL TAMBANG LAIN	3.638.257	4.200.552	15,46	70.551	130.533	85,02

TABEL 5. PERKEMBANGAN EKSPOR INDONESIA MENURUT KOMODITI DAN NEGARA TUJUAN

JENIS BARANG	BERAT BERSIH (KG)		PERUB	NILAI FOB (US \$)		PERUB
	JAN-JUL 2006	JAN-JUL 2007	%	JAN-JUL 2006	JAN-JUL 2007	%
(1)	(2)	(3)	(4)	(5)	(6)	(7)
MINYAK MENTAH	10.487.502.206	10.421.139.010	-0,63	4.942.177.109	4.728.664.401	-4,32
JAPAN	3.551.031.000	3.479.571.005	-2,01	1.664.350.337	1.601.689.775	-3,76
KOREA, REPUBLIC OF	1.748.661.000	1.744.157.000	-0,26	799.420.465	726.692.955	-9,10
TAIWAN	679.817.000	318.099.002	-53,21	305.002.088	137.312.818	-54,98
CHINA	1.021.837.000	1.388.555.000	35,89	474.444.319	620.925.104	30,87
THAILAND	682.932.000	385.353.000	-43,57	326.467.652	174.312.806	-46,61
SINGAPORE	372.503.033	600.417.003	61,18	185.443.974	293.595.907	58,32
MALAYSIA	465.082.107	293.147.000	-36,97	222.051.531	119.687.842	-46,10
VIET NAM	53.928.000	0	-100,00	29.319.696	0	-100,00
AUSTRALIA	1.245.372.000	1.780.767.000	42,99	623.851.698	864.012.194	38,50
NEW ZEALAND	104.456.000	40.109.000	-61,60	50.521.347	19.975.302	-60,46
UNITED STATES	561.465.029	390.888.000	-30,38	261.303.576	170.451.658	-34,77
CANADA	18.037	12.000	-33,47	270	40	-85,19
FRANCE	400.000	64.000	-84,00	156	8.000	5.028,21
HASIL MINYAK	3.679.888.827	3.771.289.307	2,48	1.532.484.578	1.597.499.648	4,24
JAPAN	2.094.780.526	1.954.294.797	-6,71	826.315.427	778.641.925	-5,77
HONG KONG	3.590	2.045	-43,04	4.366	2.530	-42,05
KOREA, REPUBLIC OF	258.394.884	297.336.745	15,07	106.111.861	118.783.263	11,94
TAIWAN	10.004.706	107.023.197	969,73	2.000.941	51.113.286	2.454,46
CHINA	225.552.762	313.797.350	39,12	115.993.223	113.236.656	-2,38
PAPUA NEW GUINEA	0	28.866	--	0	36.480	--
THAILAND	6.199.517	52.390.441	745,07	5.144.580	34.883.712	578,07
SINGAPORE	832.717.776	918.371.938	10,29	386.670.461	456.205.099	17,98
PHILIPPINES	13.397.275	1.023.141	-92,36	7.455.129	950.292	-87,25
MALAYSIA	47.561.347	99.084.416	108,33	19.631.335	38.841.752	97,86
MYANMAR (FORM. BURMA)	0	166.098	--	0	161.608	--
VIET NAM	43.214	123.177	185,04	48.034	145.991	203,93
MALDIVES	0	1.539	--	0	426	--
INDIA	179.130.562	24.772.920	-86,17	56.858.589	2.543.692	-95,53
PAKISTAN	144.158	262.606	82,17	143.529	297.803	107,49
BANGLADESH	886.400	492.417	-44,45	698.354	374.150	-46,42
SYRIA ARAB REPUBLIC	0	16.660	--	0	17.826	--
TOGO	108.000	0	-100,00	54.000	0	-100,00
NIGERIA	450	0	-100,00	4.760	0	-100,00
DJIBOUTI	133.280	0	-100,00	120.618	0	-100,00
SOUTH AFRICA	309.960	3	-100,00	161.138	10	-99,99
AUSTRALIA	27.206	34.806	27,94	26.598	30.760	15,65
NEW ZEALAND	132.950	123.069	-7,43	141.790	152.396	7,48
EAST TIMOR	9.989.210	1.344.321	-86,54	4.554.330	548.652	-87,95
UNITED STATES	2.003	192.128	9.492,01	121	47.372	39.050,41
GUATEMALA	13.600	0	-100,00	11.668	0	-100,00
DOMINICAN REPUBLIC	0	16.660	--	0	19.909	--
UNITED KINGDOM	2.340	2.003	-14,40	3.020	31	-98,97
FRANCE	39.130	0	-100,00	35.468	0	-100,00
GERMANY, FED. REP. OF	25	8	-68,00	1.250	5	-99,60
SWITZERLAND	13	0	-100,00	10	0	-100,00
FINLAND	3	32.636	1.087.766,67	4	37.818	945.350,00
ITALY	114.020	0	-100,00	85.155	0	-100,00
UKRAINE	16.660	33.320	100,00	15.244	39.180	157,02
RUSSIA FEDERATION	183.260	322.000	75,71	193.575	387.024	99,93
GAS ALAM	13.541.607.110	12.283.080.213	-9,29	6.048.579.833	5.219.911.808	-13,70
JAPAN	8.276.049.508	8.209.625.053	-0,80	3.257.688.068	3.136.528.696	-3,72
KOREA, REPUBLIC OF	3.293.167.451	2.172.650.163	-34,03	1.739.720.658	1.097.725.586	-36,90
TAIWAN	1.500.000	0	-100,00	1.792.500	0	-100,00
CHINA	1.912.343.952	1.872.271.342	-2,10	1.019.236.166	964.560.894	-5,36
THAILAND	21.154.594	28.533.655	34,88	13.353.793	21.096.632	57,98
PHILIPPINES	25.494.300	0	-100,00	8.963.411	0	-100,00
MALAYSIA	2.507.500	0	-100,00	3.015.994	0	-100,00
VIET NAM	489	0	-100,00	93	0	-100,00
INDIA	1.500.757	0	-100,00	942.716	0	-100,00
AUSTRALIA	3.925.300	0	-100,00	1.856.364	0	-100,00
GUAM	3.100.100	0	-100,00	1.534.351	0	-100,00
EAST TIMOR	863.146	0	-100,00	475.519	0	-100,00
UNITED STATES	13	0	-100,00	200	0	-100,00
KARET ALAM	4.483.627	5.491.269	22,47	6.821.020	7.784.645	14,13
JAPAN	248.427	158.339	-36,26	675.206	738.689	9,40
HONG KONG	288.526	374.379	29,76	380.043	558.240	46,89
KOREA, REPUBLIC OF	47.170	48.007	1,77	29.863	27.932	-6,47
TAIWAN	530	0	-100,00	83	0	-100,00
CHINA	1.760.500	1.405.080	-20,19	2.520.830	1.876.239	-25,57
THAILAND	6	0	-100,00	230	0	-100,00
SINGAPORE	494.185	508.177	2,83	325.677	261.319	-19,76
MALAYSIA	360.000	27	-99,99	426.800	315	-99,93
VIET NAM	100.000	0	-100,00	136.960	0	-100,00
PAKISTAN	201.600	0	-100,00	438.891	0	-100,00

TABEL 5. PERKEMBANGAN EKSPOR INDONESIA MENURUT KOMODITI DAN NEGARA TUJUAN

JENIS BARANG	BERAT BERSIH (KG)		PERUB	NILAI FOB (US \$)		PERUB
	JAN-JUL 2006	JAN-JUL 2007	%	JAN-JUL 2006	JAN-JUL 2007	%
(1)	(2)	(3)	(4)	(5)	(6)	(7)
TURKEY	0	294.780	--	0	380.635	--
AUSTRALIA	7.651	0	-100,00	19.083	0	-100,00
UNITED STATES	196.884	1.862.102	845,79	374.752	2.413.640	544,06
BRAZIL	250.866	180.964	-27,86	418.191	301.904	-27,81
MARTINIQUE	0	92	--	0	157	--
UNITED KINGDOM	0	40.320	--	0	60.682	--
NETHERLANDS	441.600	144.698	-67,23	906.100	386.583	-57,34
FRANCE	42.840	23	-99,95	84.142	44	-99,95
GERMANY, FED. REP. OF	2	182.151	9.107.450,00	27	274.396	1.016.181,48
FINLAND	0	600	--	0	594	--
ITALY	0	291.530	--	0	503.276	--
POLAND	42.840	0	-100,00	84.142	0	-100,00
KOPI	224.622.735	136.402.681	-39,27	300.732.505	278.311.686	-7,46
JAPAN	33.966.819	25.905.826	-23,73	46.687.561	50.430.184	8,02
HONG KONG	573.193	552.966	-3,53	887.645	1.039.508	17,11
KOREA, REPUBLIC OF	1.202.777	296.745	-75,33	1.208.617	513.648	-57,50
TAIWAN	1.877.914	1.990.497	6,00	3.525.750	4.779.041	35,55
CHINA	977.693	287.617	-70,58	1.083.068	499.768	-53,86
MACAU	18.000	0	-100,00	43.200	0	-100,00
THAILAND	0	39.600	--	0	18.796	--
SINGAPORE	8.479.159	8.863.861	4,54	12.532.819	19.739.423	57,50
PHILIPPINES	2.811.100	3.192.300	13,56	3.203.884	5.148.164	60,69
MALAYSIA	4.507.874	6.472.149	43,57	4.564.095	9.194.774	101,46
VIET NAM	54.000	0	-100,00	119.250	0	-100,00
INDIA	4.732.468	1.930.400	-59,21	4.568.892	2.519.621	-44,85
IRAN (ISLAMIC REPUBLIC OF)	1.038.000	630.000	-39,31	1.147.588	1.130.229	-1,51
SAUDI ARABIA	57.500	17.500	-69,57	105.853	43.750	-58,67
JORDAN	307.200	0	-100,00	284.947	0	-100,00
LEBANON	55.800	3.776	-93,23	60.088	7.800	-87,02
SYRIA ARAB REPUBLIC	57.600	0	-100,00	55.610	0	-100,00
UNITED ARAB EMIRATES	216.000	305.101	41,25	286.468	554.170	93,45
EGYPT	6.342.690	2.346.119	-63,01	6.778.131	4.207.582	-37,92
MOROCCO	3.119.998	1.982.400	-36,46	3.377.745	3.159.144	-6,47
ALGERIA	7.564.770	1.483.800	-80,39	7.751.157	2.272.356	-70,68
SOUTH AFRICA	1.937.054	3.070.200	58,50	2.012.879	9.735.666	383,67
AUSTRALIA	1.002.360	1.714.818	71,08	1.981.854	3.590.261	81,16
NEW ZEALAND	196.200	236.684	20,63	516.545	702.782	36,05
AMERICAN SAMOA	0	13.451	--	0	4.917	--
FIJI	0	157	--	0	664	--
UNITED STATES	55.233.060	29.522.232	-46,55	94.487.999	78.519.984	-16,90
CANADA	1.291.200	1.223.700	-5,23	3.215.094	3.528.325	9,74
MEXICO	103.500	327.000	215,94	290.525	988.210	240,15
ARGENTINA	0	57.600	--	0	68.544	--
ECUADOR	3.038.100	456.000	-84,99	2.730.903	711.264	-73,95
UNITED KINGDOM	7.150.633	2.723.017	-61,92	8.219.076	5.576.569	-32,15
NETHERLANDS	883.812	336.180	-61,96	2.096.057	974.935	-53,49
FRANCE	1.324.200	714.080	-46,07	1.447.663	1.178.488	-18,59
GERMANY, FED. REP. OF	34.304.784	16.538.711	-51,79	41.759.740	29.356.033	-29,70
AUSTRIA	105.000	0	-100,00	94.248	0	-100,00
BELGIUM	2.574.900	2.404.140	-6,63	3.604.335	4.230.307	17,37
SWITZERLAND	708.120	684.300	-3,36	1.096.282	1.089.929	-0,58
DENMARK	330.144	465.740	41,07	519.800	950.778	82,91
NORWAY	36.000	72.000	100,00	76.797	188.840	145,90
SWEDEN	457.102	599.307	31,11	701.434	1.350.307	92,51
IRELAND	180.000	378.000	110,00	551.687	1.030.425	86,78
ITALY	11.587.653	5.242.000	-54,76	12.579.521	8.788.050	-30,14
SPAIN	3.795.100	494.400	-86,97	3.964.444	743.498	-81,25
PORTUGAL	492.000	1.107.120	125,02	566.609	1.789.419	215,81
ICELAND	19.200	0	-100,00	39.168	0	-100,00
GREECE	701.700	695.700	-0,86	705.828	1.188.706	68,41
POLAND	4.099.060	2.136.648	-47,87	3.502.220	2.980.055	-14,91
ROMANIA	4.955.930	2.460.000	-50,36	4.826.325	3.506.497	-27,35
BULGARIA	3.912.600	2.182.200	-44,23	4.174.212	3.348.126	-19,79
ARMENIA	0	285.000	--	0	496.575	--
UKRAINE	36.000	19.999	-44,45	93.600	37.556	-59,88
LATVIA	195.000	130.200	-33,23	176.475	215.142	21,91
ESTONIA	784.990	148.200	-81,12	735.233	272.742	-62,90
GEORGIA	4.707.178	3.255.240	-30,85	4.948.878	4.979.594	0,62
CZECH REPUBLIC	210.000	84.000	-60,00	197.873	134.400	-32,08
RUSSIA FEDERATION	309.600	324.000	4,65	546.833	796.140	45,59
KAYU BULAT	55.866	42.270	-24,34	16.128	37.626	133,30
JAPAN	16.190	20.072	23,98	5.338	10.539	97,43
KOREA, REPUBLIC OF	0	23	--	0	67	--
CHINA	16.500	307	-98,14	841	504	-40,07
THAILAND	0	5	--	0	65	--
SINGAPORE	22.965	1.191	-94,81	3.599	10.594	194,36

TABEL 5. PERKEMBANGAN EKSPOR INDONESIA MENURUT KOMODITI DAN NEGARA TUJUAN

JENIS BARANG	BERAT BERSIH (KG)		PERUB	NILAI FOB (US \$)		PERUB
	JAN-JUL 2006	JAN-JUL 2007	%	JAN-JUL 2006	JAN-JUL 2007	%
(1)	(2)	(3)	(4)	(5)	(6)	(7)
PHILIPPINES	0	10	--	0	80	--
VIET NAM	0	17	--	0	266	--
UNITED ARAB EMIRATES	203	20.493	9.995,07	6.275	10.001	59,38
UNITED STATES	5	4	-20,00	46	84	82,61
UNITED KINGDOM	0	148	--	0	5.426	--
GERMANY, FED. REP. OF	1	0	-100,00	1	0	-100,00
SWITZERLAND	2	0	-100,00	28	0	-100,00
UDANG SEGAR/BEKU	86.994.204	79.525.762	-8,58	570.277.940	545.912.497	-4,27
JAPAN	28.941.199	23.302.352	-19,48	234.892.175	193.607.452	-17,58
HONG KONG	3.558.488	3.733.762	4,93	14.495.994	18.462.338	27,36
KOREA, REPUBLIC OF	484.138	351.354	-27,43	3.122.840	2.393.510	-23,35
TAIWAN	607.642	1.069.326	75,98	1.199.851	1.861.188	55,12
CHINA	1.608.455	1.248.840	-22,36	7.239.333	5.673.172	-21,63
MACAU	0	539	--	0	2.875	--
THAILAND	1.016.392	52.139	-94,87	1.535.237	500.970	-67,37
SINGAPORE	1.693.926	1.698.457	0,27	2.996.979	3.627.337	21,03
PHILIPPINES	49.711	37.226	-25,12	256.824	145.893	-43,19
MALAYSIA	1.980.251	3.420.226	72,72	2.942.516	4.795.674	62,98
BRUNEI DARUSSALAM	3	0	-100,00	11	0	-100,00
VIET NAM	296.865	264.326	-10,96	2.311.336	2.431.088	5,18
MALDIVES	0	4	--	0	18	--
INDIA	2	10.798	539.800,00	3	69.985	2.332.733,33
SRI LANKA	0	13.168	--	0	9.869	--
KUWAIT	0	240	--	0	4.944	--
JORDAN	4	0	-100,00	14	0	-100,00
TURKEY	0	60.500	--	0	112.681	--
UNITED ARAB EMIRATES	19.222	34.921	81,67	56.929	252.872	344,19
CYPRUS	18.000	49.384	174,36	148.920	359.092	141,13
EGYPT	7.527	404.040	5.267,88	45.146	2.378.153	5.167,69
REUNION	205.488	122.422	-40,42	1.347.567	936.496	-30,50
SOUTH AFRICA	0	12.623	--	0	53.333	--
MAURITIUS	53.212	59.390	11,61	318.242	385.185	21,04
AUSTRALIA	1.221.814	416.062	-65,95	5.673.155	3.108.614	-45,20
NEW ZEALAND	16.640	58.154	249,48	57.558	291.379	406,24
EAST TIMOR	0	392	--	0	1.110	--
UNITED STATES	29.297.709	28.272.538	-3,50	196.671.337	213.607.281	8,61
CANADA	294.969	315.469	6,95	1.887.330	1.957.640	3,73
BRAZIL	21.730	0	-100,00	133.044	0	-100,00
PERU	0	16.634	--	0	88.716	--
TRINIDAD AND TOBAGO	1.057	0	-100,00	4.390	0	-100,00
PUERTO RICO	76.714	438.911	472,14	518.741	2.381.713	359,13
NETHERLANDS ANTILLES	4.045	17.990	344,75	41.406	137.851	232,93
UNITED KINGDOM	4.904.990	4.391.689	-10,46	32.517.852	27.334.178	-15,94
NETHERLANDS	577.491	375.765	-34,93	3.427.035	2.556.751	-25,39
FRANCE	696.016	390.584	-43,88	3.803.457	2.296.271	-39,63
GERMANY, FED. REP. OF	1.222.904	811.096	-33,67	6.136.108	5.410.971	-11,82
AUSTRIA	99	0	-100,00	1.000	0	-100,00
BELGIUM	6.284.110	6.353.691	1,11	38.009.882	39.275.950	3,33
SWITZERLAND	76.450	102.573	34,17	483.255	751.829	55,58
DENMARK	137.660	185.863	35,02	747.313	1.224.567	63,86
SWEDEN	66.202	135.001	103,92	486.206	1.127.930	131,99
ITALY	1.177.459	806.360	-31,52	4.658.940	3.101.402	-33,43
SPAIN	263.521	120.500	-54,27	1.400.474	870.001	-37,88
PORTUGAL	40.933	60.000	46,58	315.918	175.800	-44,35
GREECE	33	7.200	21.718,18	201	73.678	36.555,72
UKRAINE	0	8.901	--	0	90.891	--
LITHUANIA	0	28.960	--	0	241.657	--
LATVIA	37.583	86.468	130,07	177.429	493.746	178,28
GEORGIA	16.200	90.936	461,33	90.666	543.337	499,27
RUSSIA FEDERATION	17.350	87.988	407,14	125.326	705.109	462,62
TEH	26.954.880	27.042.600	0,33	31.061.858	36.483.736	17,46
JAPAN	80.368	136.093	69,34	323.558	238.506	-26,29
HONG KONG	3.505	2.580	-26,39	10.904	7.739	-29,03
KOREA, REPUBLIC OF	1.285	616	-52,06	6.710	720	-89,27
TAIWAN	254.301	122.736	-51,74	287.705	200.973	-30,15
CHINA	138.935	48.170	-65,33	112.061	44.192	-60,56
THAILAND	0	96	--	0	695	--
SINGAPORE	193.072	275.142	42,51	245.977	356.720	45,02
PHILIPPINES	168	74	-55,95	982	560	-42,97
MALAYSIA	3.516.287	3.472.812	-1,24	3.467.672	3.961.264	14,23
MALDIVES	99	0	-100,00	61	0	-100,00
INDIA	424.220	482.568	13,75	393.413	619.406	57,44
PAKISTAN	3.215.427	4.169.686	29,68	4.550.455	7.134.034	56,78
SRI LANKA	207.796	102.091	-50,87	233.079	144.647	-37,94
AFGHANISTAN	328.263	298.858	-8,96	340.659	402.288	18,09
IRAN (ISLAMIC REPUBLIC OF)	169.229	46.200	-72,70	218.749	62.472	-71,44

TABEL 5. PERKEMBANGAN EKSPOR INDONESIA MENURUT KOMODITI DAN NEGARA TUJUAN

JENIS BARANG	BERAT BERSIH (KG)		PERUB	NILAI FOB (US \$)		PERUB
	JAN-JUL 2006	JAN-JUL 2007	%	JAN-JUL 2006	JAN-JUL 2007	%
(1)	(2)	(3)	(4)	(5)	(6)	(7)
SAUDI ARABIA	72.844	137.765	89,12	141.617	116.898	-17,45
KUWAIT	0	11	--	0	10	--
JORDAN	26.400	18.480	-30,00	32.819	26.265	-19,97
TURKEY	0	31.600	--	0	40.865	--
UNITED ARAB EMIRATES	1.307.444	1.033.485	-20,95	1.066.656	1.097.479	2,89
EGYPT	64.000	168.000	162,50	76.800	216.685	182,14
KENYA	92.000	60.250	-34,51	46.000	36.749	-20,11
NIGERIA	0	24.200	--	0	36.640	--
UGANDA	0	45	--	0	422	--
DJIBOUTI	42.600	81.900	92,25	25.134	48.714	93,82
SOUTH AFRICA	10.000	168.000	1.580,00	9.701	306.996	3.064,58
AUSTRALIA	200.881	119.932	-40,30	355.958	192.712	-45,86
NEW ZEALAND	343.619	360.463	4,90	318.540	384.607	20,74
NORTHERN MARIANA ISLANDS	19	0	-100,00	12	0	-100,00
FIJI	0	22.000	--	0	28.020	--
SAMOA	4.199	0	-100,00	3.664	0	-100,00
EAST TIMOR	0	39.410	--	0	49.536	--
UNITED STATES	1.717.486	2.308.847	34,43	2.158.596	3.523.582	63,23
CANADA	65.548	246.908	276,68	57.657	335.728	482,28
GUATEMALA	21.200	21.200	0,00	19.907	26.203	31,63
SURINAME	0	180	--	0	88	--
CHILE	21.999	72.402	229,11	29.172	98.133	236,39
UNITED KINGDOM	3.266.419	3.205.896	-1,85	4.347.672	4.222.478	-2,88
NETHERLANDS	1.614.052	1.273.926	-21,07	1.839.291	1.560.593	-15,15
GERMANY, FED. REP. OF	3.415.608	2.938.144	-13,98	3.487.585	3.395.189	-2,65
SWITZERLAND	23.016	0	-100,00	55.193	0	-100,00
SWEDEN	17	10.700	62.841,18	52	12.798	24.511,54
FINLAND	0	71.000	--	0	89.740	--
IRELAND	62.000	37.200	-40,00	78.368	50.620	-35,41
ITALY	26.000	11.000	-57,69	46.300	12.320	-73,39
SPAIN	7.000	7.003	0,04	10.290	12.706	23,48
POLAND	587.644	604.405	2,85	600.398	659.931	9,92
KAZAKHSTAN	25.025	0	-100,00	32.038	0	-100,00
UKRAINE	612.829	488.262	-20,33	662.910	666.903	0,60
LATVIA	54.884	46.137	-15,94	81.536	72.329	-11,29
RUSSIA FEDERATION	4.737.192	4.276.127	-9,73	5.286.007	5.987.581	13,27
-LADA HITAM	10.651.708	8.380.245	-21,32	14.321.820	21.675.790	51,35
JAPAN	102.242	122.114	19,44	216.470	288.269	33,17
HONG KONG	18.156	31.000	70,74	25.077	84.560	237,20
KOREA, REPUBLIC OF	0	142.506	--	0	497.960	--
TAIWAN	101.000	116.450	15,30	154.750	247.150	59,71
SINGAPORE	679.000	498.643	-26,56	887.289	921.923	3,90
PHILIPPINES	1.133	5.386	375,38	1.763	6.475	267,27
MALAYSIA	41.510	72.387	74,38	52.871	153.486	190,30
VIET NAM	90.000	299.299	232,55	141.450	884.468	525,29
INDIA	570.000	451.533	-20,78	648.927	986.695	52,05
PAKISTAN	9.571	29.881	212,20	10.589	74.261	601,30
EGYPT	0	8.095	--	0	4.000	--
NIGER	60.000	40.000	-33,33	74.000	97.800	32,16
SOUTH AFRICA	15.000	35.938	139,59	28.390	52.850	86,16
AUSTRALIA	75.000	26.460	-64,72	114.060	118.384	3,79
UNITED STATES	8.003.828	5.905.105	-26,22	10.749.307	15.331.717	42,63
CANADA	75.109	138.058	83,81	98.185	451.295	359,64
DOMINICA	4.113	0	-100,00	6.651	0	-100,00
UNITED KINGDOM	976	0	-100,00	2.391	0	-100,00
NETHERLANDS	272.000	135.705	-50,11	423.648	419.574	-0,96
FRANCE	50.070	100.950	101,62	71.186	305.833	329,63
GERMANY, FED. REP. OF	85.000	86.000	1,18	139.750	236.200	69,02
PORTUGAL	0	15.000	--	0	42.950	--
ROMANIA	8.000	0	-100,00	1.000	0	-100,00
BULGARIA	23.000	0	-100,00	21.000	0	-100,00
UKRAINE	185.000	0	-100,00	215.780	0	-100,00
RUSSIA FEDERATION	182.000	119.735	-34,21	237.286	469.940	98,05
-LADA PUTIH	8.363.332	8.227.016	-1,63	17.875.100	34.648.991	93,84
JAPAN	780.000	603.776	-22,59	1.175.002	2.580.361	119,60
HONG KONG	48.500	61.192	26,17	113.588	254.625	124,17
KOREA, REPUBLIC OF	0	51.057	--	0	211.610	--
TAIWAN	155.000	179.000	15,48	366.181	676.362	84,71
CHINA	72.000	0	-100,00	68.544	0	-100,00
SINGAPORE	3.924.912	2.322.243	-40,83	8.884.585	9.924.267	11,70
PHILIPPINES	1	12.590	1.258.900,00	1	16.529	1.652.800,00
MALAYSIA	117.257	235.951	101,23	171.345	921.871	438,02
NEPAL	0	8.000	--	0	41.405	--
VIET NAM	0	263.316	--	0	1.126.044	--
INDIA	188.600	189.254	0,35	389.596	786.086	101,77
SAUDI ARABIA	0	17.000	--	0	84.150	--

TABEL 5. PERKEMBANGAN EKSPOR INDONESIA MENURUT KOMODITI DAN NEGARA TUJUAN

JENIS BARANG	BERAT BERSIH (KG)		PERUB	NILAI FOB (US \$)		PERUB
	JAN-JUL 2006	JAN-JUL 2007	%	JAN-JUL 2006	JAN-JUL 2007	%
(1)	(2)	(3)	(4)	(5)	(6)	(7)
MOROCCO	0	4.845	--	0	9.765	--
NIGERIA	0	100	--	0	700	--
SOUTH AFRICA	0	32.000	--	0	111.900	--
AUSTRALIA	1.905	30.000	1.474,80	4.260	142.150	3.236,85
EAST TIMOR	0	4	--	0	8	--
UNITED STATES	1.016.612	1.653.000	62,60	2.125.166	7.255.323	241,40
CANADA	95	16.000	16.742,11	295	76.800	25.933,90
DOMINICAN REPUBLIC	0	10.042	--	0	27.800	--
UNITED KINGDOM	120.000	15.000	-87,50	263.550	68.825	-73,89
NETHERLANDS	632.000	1.206.642	90,92	1.384.388	4.851.496	250,44
GERMANY, FED. REP. OF	1.178.000	1.167.000	-0,93	2.646.731	4.912.589	85,61
BELGIUM	75.000	102.000	36,00	158.175	395.700	150,17
ITALY	46.000	0	-100,00	114.652	0	-100,00
PORTUGAL	0	22.004	--	0	53.600	--
POLAND	0	25.000	--	0	119.025	--
BULGARIA	7.450	0	-100,00	9.041	0	-100,00
-KAYU MANIS DAN BUNGANYA	20.328.282	15.271.691	-24,87	12.569.979	11.472.983	-8,73
JAPAN	11.220	10.325	-7,98	15.969	12.978	-18,73
KOREA, REPUBLIC OF	34.994	50.658	44,76	32.948	49.081	48,97
TAIWAN	18.030	11.602	-35,65	12.719	9.318	-26,74
CHINA	72.028	55.350	-23,15	54.735	42.660	-22,06
THAILAND	925.418	1.168.711	26,29	581.874	818.444	40,66
SINGAPORE	354.634	494.710	39,50	269.279	301.383	11,92
PHILIPPINES	192	540	181,25	298	1.087	264,77
MALAYSIA	602.420	646.696	7,35	348.954	420.261	20,43
VIET NAM	1.316	26.887	1.943,09	653	14.998	2.196,78
MALDIVES	301	0	-100,00	464	0	-100,00
INDIA	797.039	442.747	-44,45	616.212	374.119	-39,29
PAKISTAN	0	17.000	--	0	11.050	--
IRAN (ISLAMIC REPUBLIC OF)	0	64.000	--	0	49.600	--
SAUDI ARABIA	8.491	19.500	129,65	3.010	10.400	245,51
JORDAN	0	48.000	--	0	14.400	--
LEBANON	8.000	0	-100,00	5.120	0	-100,00
SYRIA ARAB REPUBLIC	8.189	75.000	815,86	6.656	41.360	521,39
TURKEY	249.999	158.000	-36,80	114.885	82.101	-28,54
UNITED ARAB EMIRATES	178.673	469.030	162,51	104.322	223.529	114,27
EGYPT	11	180.726	1.642.863,64	5.500	112.363	1.942,96
LIBYAN ARAB JAMAHIRIYA	0	42.000	--	0	17.550	--
MOROCCO	72.500	36.000	-50,34	29.475	9.600	-67,43
TUNISIA	0	57.950	--	0	49.399	--
ALGERIA	38.299	322.401	741,80	38.657	196.256	407,69
REUNION	0	10.385	--	0	5.816	--
SOUTH AFRICA	10.000	47.999	379,99	7.725	32.365	318,96
MAURITIUS	30.799	13.748	-55,36	13.666	8.627	-36,87
AUSTRALIA	54.951	243	-99,56	53.705	269	-99,50
NEW ZEALAND	0	76	--	0	844	--
EAST TIMOR	0	19.000	--	0	17.205	--
UNITED STATES	9.728.544	6.340.294	-34,83	6.293.891	5.453.591	-13,35
CANADA	427.604	201.051	-52,98	235.609	146.831	-37,68
MEXICO	70.000	34.000	-51,43	44.115	21.025	-52,34
PANAMA	11.000	0	-100,00	8.019	0	-100,00
SURINAME	129	204	58,14	600	1.200	100,00
VENEZUELA	272.999	63.159	-76,86	142.349	42.300	-70,28
BRAZIL	912.989	556.188	-39,08	423.995	345.084	-18,61
PUERTO RICO	0	9.500	--	0	8.865	--
DOMINICAN REPUBLIC	757.079	497.336	-34,31	300.132	284.096	-5,34
COSTA RICA	20.000	0	-100,00	13.000	0	-100,00
DOMINICA	51.721	36.000	-30,40	11.213	6.480	-42,21
UNITED KINGDOM	66.000	33.100	-49,85	52.767	33.158	-37,16
NETHERLANDS	2.126.286	1.124.912	-47,09	1.165.694	802.118	-31,19
FRANCE	273.996	406.000	48,18	173.851	335.352	92,90
GERMANY, FED. REP. OF	758.648	490.799	-35,31	569.876	396.761	-30,38
BELGIUM	278.765	93.105	-66,60	169.891	57.782	-65,99
DENMARK	18.010	18.000	-35,74	16.334	9.700	-40,61
NORWAY	18.000	27.000	50,00	9.920	23.487	136,76
SWEDEN	82.801	23.001	-72,22	41.319	12.194	-70,49
FINLAND	40.001	19.999	-50,00	21.058	12.353	-41,34
ITALY	46.768	92.788	98,40	49.802	100.023	100,84
SPAIN	143.910	103.800	-27,87	77.854	56.198	-27,82
PORTUGAL	186.997	153.224	-18,06	114.840	107.478	-6,41
GREECE	308.237	201.997	-34,47	202.244	146.698	-27,46
POLAND	143.000	119.300	-16,57	66.080	78.193	18,33
ROMANIA	29.000	35.726	23,19	16.835	17.139	1,81
BULGARIA	2.294	0	-100,00	1.950	0	-100,00
RUSSIA FEDERATION	66.000	101.924	54,43	29.915	47.814	59,83
-BIJI PALA & BUNGANYA DAN KAPULA	11.422.456	11.159.162	-2,31	29.261.267	34.073.420	16,45

TABEL 5. PERKEMBANGAN EKSPOR INDONESIA MENURUT KOMODITI DAN NEGARA TUJUAN

JENIS BARANG	BERAT BERSIH (KG)		PERUB	NILAI FOB (US \$)		PERUB
	JAN-JUL 2006	JAN-JUL 2007	%	JAN-JUL 2006	JAN-JUL 2007	%
(1)	(2)	(3)	(4)	(5)	(6)	(7)
JAPAN	357.002	310.739	-12,96	2.307.217	2.424.861	5,10
HONG KONG	141.720	24.576	-82,66	330.664	51.763	-84,35
KOREA, REPUBLIC OF	51.745	239.041	361,96	97.886	310.762	217,47
TAIWAN	11.200	4.662	-58,38	9.050	5.345	-40,94
CHINA	172.750	28.018	-83,78	95.014	10.372	-89,08
THAILAND	83.147	76.118	-8,45	273.764	329.772	20,46
SINGAPORE	773.856	701.354	-9,37	3.071.200	3.176.744	3,44
PHILIPPINES	8.340	36.076	332,57	13.022	83.312	539,78
MALAYSIA	599.979	645.918	7,66	1.071.089	1.462.935	36,58
MYANMAR (FORM. BURMA)	0	19.990	--	0	51.073	--
VIET NAM	4.256.762	4.065.606	-4,49	5.732.237	5.352.484	-6,62
INDIA	981.388	715.709	-27,07	3.085.023	2.209.523	-28,38
PAKISTAN	226.654	102.204	-54,91	557.860	523.265	-6,20
BANGLADESH	15.960	103.392	547,82	95.760	554.846	479,41
AFGHANISTAN	0	16.000	--	0	110.400	--
SAUDI ARABIA	41.259	50.944	23,47	17.083	28.783	68,49
KUWAIT	0	799	--	0	2.231	--
LEBANON	0	14.999	--	0	61.000	--
YEMEN	5.815	0	-100,00	5.250	0	-100,00
UNITED ARAB EMIRATES	20.060	42.333	111,03	26.696	76.070	184,95
QATAR	0	585	--	0	654	--
MOROCCO	15.050	77.680	416,15	48.146	226.306	370,04
GHANA	15.000	30.000	100,00	56.150	152.500	171,59
NIGERIA	46.660	53.220	14,06	72.050	152.663	111,88
BENIN	46.000	36.746	-20,12	24.178	10.775	-55,43
SOUTH AFRICA	75.046	54.000	-28,04	310.220	268.700	-13,38
AUSTRALIA	128.590	64.027	-50,21	52.706	180.876	243,18
NEW ZEALAND	134	0	-100,00	144	0	-100,00
UNITED STATES	746.400	500.155	-32,99	2.571.849	1.811.759	-29,55
CANADA	19.472	11.499	-40,95	58.368	52.650	-9,80
ARGENTINA	85.000	48.026	-43,50	226.669	136.497	-39,78
BRAZIL	70.297	14.000	-80,08	225.890	39.200	-82,65
DOMINICAN REPUBLIC	0	12.620	--	0	34.040	--
DOMINICA	22.124	0	-100,00	35.858	0	-100,00
UNITED KINGDOM	7.695	0	-100,00	18.844	0	-100,00
NETHERLANDS	1.384.197	1.394.257	0,73	4.984.387	6.039.634	21,17
FRANCE	186.998	70.947	-62,06	647.590	373.262	-42,36
GERMANY, FED. REP. OF	310.478	471.196	51,76	1.377.480	2.303.443	67,22
BELGIUM	170.719	634.891	271,89	637.435	3.365.176	427,92
SWEDEN	2	0	-100,00	5	0	-100,00
ITALY	165.150	306.410	85,53	697.629	1.570.595	125,13
SPAIN	70.999	86.009	21,14	123.425	279.414	126,38
PORTUGAL	28.799	15.000	-47,91	82.333	42.750	-48,08
POLAND	14.998	0	-100,00	48.800	0	-100,00
BULGARIA	23.112	0	-100,00	44.719	0	-100,00
UKRAINE	0	13.500	--	0	40.712	--
RUSSIA FEDERATION	41.899	65.916	57,32	127.577	166.273	30,33
-PANILI	75.395	109.380	45,08	1.447.083	1.392.787	-3,75
JAPAN	52	620	1.092,31	1.444	19.625	1.259,07
HONG KONG	50	40	-20,00	2.250	1.124	-50,04
TAIWAN	0	320	--	0	5.490	--
CHINA	450	185	-58,89	14.524	3.667	-74,75
SINGAPORE	423	60	-85,82	7.736	1.733	-77,60
MALAYSIA	6.050	3.791	-37,34	14.090	22.040	56,42
AUSTRALIA	300	336	12,00	10.080	7.797	-22,65
NEW ZEALAND	100	0	-100,00	3.500	0	-100,00
UNITED STATES	55.425	90.609	63,48	1.100.386	1.141.768	3,76
CANADA	5.119	4.473	-12,62	20.250	20.000	-1,23
BRAZIL	0	1.398	--	0	17.020	--
DOMINICA	470	520	10,64	15.745	18.157	15,32
UNITED KINGDOM	1.952	2.612	33,81	87.402	75.641	-13,46
NETHERLANDS	0	117	--	0	1.042	--
FRANCE	300	0	-100,00	2.100	0	-100,00
GERMANY, FED. REP. OF	4.658	3.755	-19,39	165.866	45.813	-72,38
SWITZERLAND	46	392	752,17	1.710	5.822	240,47
SWEDEN	0	152	--	0	6.048	--
-LAINNYA	11.865.560	7.254.671	-38,86	19.281.773	11.841.989	-38,58
JAPAN	302.492	157.098	-48,07	768.702	205.004	-73,33
HONG KONG	126.117	17.206	-86,36	236.861	84.766	-64,21
KOREA, REPUBLIC OF	229.992	73.351	-68,11	229.438	78.689	-65,70
TAIWAN	61.895	81.389	31,50	30.106	149.035	395,03
CHINA	521.649	62.777	-87,97	660.023	101.182	-84,67
THAILAND	17.958	32.950	83,48	54.478	135.092	147,98
SINGAPORE	2.938.168	1.186.580	-59,61	3.882.587	1.507.259	-61,18
PHILIPPINES	34	0	-100,00	164	0	-100,00
MALAYSIA	1.382.775	549.492	-60,26	813.181	640.723	-21,21

TABEL 5. PERKEMBANGAN EKSPOR INDONESIA MENURUT KOMODITI DAN NEGARA TUJUAN

JENIS BARANG	BERAT BERSIH (KG)		PERUB	NILAI FOB (US \$)		PERUB
	JAN-JUL 2006	JAN-JUL 2007	%	JAN-JUL 2006	JAN-JUL 2007	%
(1)	(2)	(3)	(4)	(5)	(6)	(7)
MYANMAR (FORM. BURMA)	0	7.490	--	0	1.397	--
BRUNEI DARUSSALAM	0	6.967	--	0	236.752	--
NEPAL	143.790	40.500	-71,83	277.240	64.448	-76,75
VIET NAM	843.685	1.150.313	36,34	614.812	1.386.882	125,58
INDIA	3.034.116	1.434.684	-52,71	8.057.767	1.659.086	-79,41
PAKISTAN	327.516	86.966	-73,45	343.670	140.893	-59,00
BANGLADESH	125.100	154.803	23,74	166.965	298.945	79,05
SAUDI ARABIA	403.558	922.183	128,51	1.162.247	2.271.710	95,46
KUWAIT	0	5.717	--	0	15.924	--
JORDAN	0	10.000	--	0	2.200	--
LEBANON	18.000	8.500	-52,78	3.906	2.508	-35,79
YEMEN	31.295	24.048	-23,16	48.387	69.990	44,65
SYRIA ARAB REPUBLIC	85.036	57.899	-31,91	17.795	32.285	81,43
UNITED ARAB EMIRATES	349.641	206.071	-41,06	407.064	106.853	-73,75
QATAR	0	2.872	--	0	2.732	--
BAHRAIN	0	1.260	--	0	393	--
EGYPT	232.250	203.541	-12,36	96.007	85.890	-10,54
MOROCCO	0	14.000	--	0	12.350	--
NIGERIA	0	26.190	--	0	40.410	--
BENIN	12.000	36.000	200,00	12	25.200	209.900,00
SOUTH AFRICA	36.525	260	-99,29	62.802	1.374	-97,81
AUSTRALIA	50.538	93.785	85,57	110.101	318.467	189,25
NEW ZEALAND	2.179	5.520	153,33	10.708	32.400	202,58
EAST TIMOR	417	0	-100,00	225	0	-100,00
UNITED STATES	185.610	242.804	30,81	489.459	979.512	100,12
CANADA	25.687	9.098	-64,58	41.943	6.257	-85,08
MEXICO	18.345	26.050	42,00	5.488	6.926	26,20
PANAMA	1.337	0	-100,00	7.636	0	-100,00
CHILE	1.000	0	-100,00	11.900	0	-100,00
ARGENTINA	0	430	--	0	919	--
BRAZIL	6.019	31.749	427,48	26.100	188.996	624,12
UNITED KINGDOM	26.690	0	-100,00	119.078	0	-100,00
NETHERLANDS	243.181	138.699	-42,96	439.793	430.046	-2,22
FRANCE	8.800	50.391	472,63	12.215	360.093	2.847,96
GERMANY, FED. REP. OF	8.500	51.425	505,00	6.260	138.415	2.111,10
AUSTRIA	0	170	--	0	124	--
BELGIUM	41.750	30.200	-27,66	30.951	8.200	-73,51
SWEDEN	4	2	-50,00	13	7	-46,15
ITALY	2.052	108	-94,74	3.139	315	-89,96
SPAIN	0	7.000	--	0	2.965	--
PORTUGAL	1.329	0	-100,00	4.319	0	-100,00
POLAND	200	0	-100,00	4.776	0	-100,00
BULGARIA	2.380	0	-100,00	2.890	0	-100,00
UKRAINE	15.950	6.000	-62,38	20.565	8.086	-60,68
RUSSIA FEDERATION	0	133	--	0	289	--
TEBAKAU	19.439.010	14.722.247	-24,26	39.514.097	32.895.665	-16,75
JAPAN	880	33.897	3.751,93	50	74.042	147.984,00
HONG KONG	38.400	0	-100,00	158.096	0	-100,00
KOREA, REPUBLIC OF	141	0	-100,00	13.730	0	-100,00
CHINA	4.691	84.260	1.696,21	94.314	468.352	396,59
SINGAPORE	288.680	94.142	-67,39	177.339	114.371	-35,51
PHILIPPINES	327.243	783.042	139,28	367.983	904.623	145,83
MALAYSIA	279.797	737.152	163,46	444.247	675.357	52,02
VIET NAM	97.220	484.845	398,71	48.749	595.764	1.122,11
PAKISTAN	0	403	--	0	705	--
SRI LANKA	174.729	161.379	-7,64	2.405.987	2.473.592	2,81
EGYPT	772.321	352.711	-54,33	673.472	376.468	-44,10
ALGERIA	0	58	--	0	30	--
COTE D'IVOIRE	9.000	0	-100,00	6.363	0	-100,00
SOUTH AFRICA	100.000	60.000	-40,00	62.000	40.000	-35,48
AUSTRALIA	118.800	0	-100,00	154.440	0	-100,00
UNITED STATES	3.450.620	1.699.453	-50,75	3.484.098	2.435.855	-30,09
HONDURAS	19.866	23.704	19,32	53.849	250.980	366,08
NICARAGUA	144.123	0	-100,00	392.270	0	-100,00
ARGENTINA	2.160	200	-90,74	2.484	1.817	-26,85
PARAGUAY	120.000	120.000	0,00	78.000	96.000	23,08
PUERTO RICO	431.990	593.995	37,50	422.988	1.024.149	142,12
DOMINICAN REPUBLIC	224.643	86.056	-61,69	1.697.017	686.224	-59,56
UNITED KINGDOM	430.380	249.840	-41,95	644.599	139.500	-78,36
NETHERLANDS	1.311.647	668.864	-49,01	2.050.777	1.748.228	-14,75
FRANCE	1.071.192	629.752	-41,21	1.022.823	956.142	-6,52
GERMANY, FED. REP. OF	840.137	1.805.724	114,93	8.635.737	8.344.369	-3,37
BELGIUM	3.533.219	2.020.294	-42,82	7.140.122	6.638.336	-7,03
SWITZERLAND	28.617	733	-97,44	104.069	29.881	-71,29
DENMARK	99.338	84.218	-15,22	204.638	447.232	118,55
NORWAY	57.661	59.539	3,26	107.827	179.213	66,20
IRELAND	158.400	176.219	11,25	287.100	433.224	50,90

TABEL 5. PERKEMBANGAN EKSPOR INDONESIA MENURUT KOMODITI DAN NEGARA TUJUAN

JENIS BARANG	BERAT BERSIH (KG)		PERUB	NILAI FOB (US \$)		PERUB
	JAN-JUL 2006	JAN-JUL 2007	%	JAN-JUL 2006	JAN-JUL 2007	%
(1)	(2)	(3)	(4)	(5)	(6)	(7)
ITALY	0	165.317	--	0	341.945	--
SPAIN	452.358	85.041	-81,20	6.183.544	1.081.600	-82,51
PORTUGAL	500	500	0,00	3.313	4.180	26,17
GREECE	440	0	-100,00	110	0	-100,00
POLAND	39.837	37.272	-6,44	36.077	55.216	53,05
KAZAKHSTAN	39.600	0	-100,00	64.944	0	-100,00
UKRAINE	574.076	307.847	-46,38	220.224	211.040	-4,17
LATVIA	0	208.075	--	0	50.111	--
MALTA	10.000	0	-100,00	11.000	0	-100,00
RUSSIA FEDERATION	4.186.304	2.907.715	-30,54	2.059.717	2.017.119	-2,07
BIJI COKLAT	301.106.132	223.568.248	-25,75	367.810.794	339.460.144	-7,71
JAPAN	134.063	313.000	133,47	256.002	659.292	157,53
TAIWAN	0	20.010	--	0	1.921	--
CHINA	9.615.749	9.223.113	-4,08	12.069.790	13.602.021	12,69
THAILAND	4.570.470	4.036.990	-11,67	5.640.335	4.053.205	-28,14
SINGAPORE	25.287.177	25.636.380	1,38	33.117.408	41.601.716	25,62
PHILIPPINES	0	77.360	--	0	3.768	--
MALAYSIA	111.310.082	109.005.372	-2,07	131.155.866	163.925.220	24,99
INDIA	125.000	29.000	-76,80	168.280	16.030	-90,47
PAKISTAN	56.928	0	-100,00	7.768	0	-100,00
SRI LANKA	195.000	0	-100,00	293.175	0	-100,00
SAUDI ARABIA	0	28.000	--	0	25.050	--
EGYPT	0	90.000	--	0	61.950	--
MAURITIUS	200.000	0	-100,00	262.277	0	-100,00
AUSTRALIA	0	9.000	--	0	97.099	--
UNITED STATES	107.914.172	39.145.229	-63,73	130.909.694	56.838.300	-56,58
CANADA	11.250.000	0	-100,00	14.570.759	0	-100,00
MEXICO	0	4.000.000	--	0	7.363.500	--
BRAZIL	20.499.339	17.484.020	-14,71	26.021.550	30.217.168	16,12
COLOMBIA	1.500.000	10.250.000	583,33	1.950.000	14.143.800	625,32
PERU	0	1.000.000	--	0	1.407.300	--
NETHERLANDS ANTILLES	100.000	0	-100,00	136.000	0	-100,00
NETHERLANDS	1.297.159	408.313	-68,52	1.925.635	696.586	-63,83
FRANCE	0	8	--	0	15	--
GERMANY, FED. REP. OF	5.580.907	327.990	-94,12	7.322.987	476.212	-93,50
BELGIUM	1.287.358	1.912.005	48,52	1.799.402	3.416.037	89,84
SWEDEN	28	9	-67,86	86	221	156,98
ITALY	0	12.449	--	0	18.997	--
SPAIN	0	360.000	--	0	500.236	--
POLAND	150.000	200.000	33,33	190.700	334.500	75,41
UKRAINE	32.700	0	-100,00	13.080	0	-100,00
-IKAN TONGKOL/TUNA	23.456.779	31.503.373	34,30	69.567.502	76.890.599	10,53
JAPAN	11.295.885	9.501.068	-15,89	43.523.183	37.691.679	-13,40
HONG KONG	434.723	1.802.223	314,57	745.281	1.965.721	163,76
KOREA, DEMOCRATIC PEOPLE'S REPL	1.067	0	-100,00	5.335	0	-100,00
KOREA, REPUBLIC OF	287.191	566.172	97,14	308.960	1.734.603	461,43
TAIWAN	432.570	1.267.801	193,09	437.647	1.056.379	141,38
CHINA	649.096	2.365.200	264,38	630.278	1.135.469	80,15
MACAU	0	99	--	0	451	--
THAILAND	1.976.264	5.155.855	160,89	1.761.776	5.329.612	202,51
SINGAPORE	2.167.247	1.975.865	-8,83	5.544.789	4.142.995	-25,28
PHILIPPINES	280.285	1.359.660	385,10	182.081	537.533	195,22
MALAYSIA	180.475	349.698	93,77	136.767	486.036	255,38
VIET NAM	514.551	876.698	70,38	785.089	1.641.590	109,10
INDIA	11.482	0	-100,00	11.279	0	-100,00
PAKISTAN	78.000	0	-100,00	62.400	0	-100,00
SRI LANKA	25.532	28.285	10,78	31.915	11.082	-65,28
IRAN (ISLAMIC REPUBLIC OF)	0	27.825	--	0	27.825	--
SAUDI ARABIA	0	800	--	0	8.275	--
KUWAIT	0	77.765	--	0	89.746	--
JORDAN	2.704	900	-66,72	14.096	10.377	-26,38
LEBANON	49.159	2.312	-95,30	46.849	22.651	-51,65
UNITED ARAB EMIRATES	24.751	10.530	-57,46	31.720	55.904	76,24
EGYPT	0	98.920	--	0	145.407	--
MOROCCO	0	201	--	0	201	--
KENYA	0	108	--	0	129.600	--
REUNION	12.000	0	-100,00	55.800	0	-100,00
SENEGAL	0	135.000	--	0	127.690	--
BENIN	0	26.530	--	0	248.880	--
SOUTH AFRICA	0	122.997	--	0	110.198	--
MAURITIUS	30.410	36.000	18,38	56.466	53.414	-5,41
AUSTRALIA	128.368	39.365	-69,33	533.596	229.427	-57,00
EAST TIMOR	0	57.365	--	0	57.365	--
UNITED STATES	2.389.966	3.407.063	42,56	8.221.859	14.871.139	80,87
CANADA	2.055	30.251	1.372,07	13.560	327.998	2.318,86
MEXICO	239.835	204.698	-14,65	487.885	1.641.887	236,53

TABEL 5. PERKEMBANGAN EKSPOR INDONESIA MENURUT KOMODITI DAN NEGARA TUJUAN

JENIS BARANG	BERAT BERSIH (KG)		PERUB	NILAI FOB (US \$)		PERUB
	JAN-JUL 2006	JAN-JUL 2007	%	JAN-JUL 2006	JAN-JUL 2007	%
(1)	(2)	(3)	(4)	(5)	(6)	(7)
PANAMA	270.000	378.000	40,00	228.380	333.610	46,08
URUGUAY	0	137.406	--	0	23.359	--
TRINIDAD AND TOBAGO	270.000	612.000	126,67	239.720	565.490	135,90
PUERTO RICO	13.253	0	-100,00	51.280	0	-100,00
UNITED KINGDOM	285.570	135.737	-52,47	290.102	375.491	29,43
NETHERLANDS	850.716	347.059	-59,20	3.350.258	194.794	-94,19
FRANCE	76.316	0	-100,00	286.927	0	-100,00
GERMANY, FED. REP. OF	67.158	33.358	-50,33	139.127	277.826	99,69
AUSTRIA	0	11.280	--	0	12.120	--
BELGIUM	313.543	126.680	-59,60	939.147	390.082	-58,46
SWITZERLAND	1	0	-100,00	1	0	-100,00
MONACO	0	17.195	--	0	70.752	--
DENMARK	17.839	20.013	12,19	13.423	25.463	89,70
ITALY	35.999	0	-100,00	203.376	0	-100,00
SPAIN	34.501	0	-100,00	171.931	0	-100,00
POLAND	0	48.000	--	0	339.950	--
RUSSIA FEDERATION	8.267	109.391	1.223,22	25.219	390.528	1.448,55
-UBUR-UBUR	1.658.775	3.039.757	83,25	3.832.139	6.038.000	57,56
JAPAN	266.617	416.565	56,24	1.163.477	1.449.971	24,62
HONG KONG	40.605	119.416	194,09	129.732	304.342	134,59
KOREA, REPUBLIC OF	471.219	328.552	-30,28	739.771	571.403	-22,76
TAIWAN	78.556	104.216	32,66	164.604	186.423	13,26
CHINA	224.295	456.335	103,45	289.313	243.194	-15,94
MACAU	0	35	--	0	771	--
THAILAND	0	2.623	--	0	7.813	--
SINGAPORE	34.459	39.892	15,77	65.505	133.987	104,54
PHILIPPINES	0	375	--	0	1.135	--
MALAYSIA	12.496	24.322	94,64	19.377	70.805	265,41
VIET NAM	62.528	12.200	-80,49	195.932	31.397	-83,98
MALDIVES	0	230	--	0	995	--
PAKISTAN	0	2.500	--	0	4.885	--
IRAN (ISLAMIC REPUBLIC OF)	0	1.890	--	0	8.090	--
SAUDI ARABIA	0	710	--	0	6.604	--
KUWAIT	0	2.891	--	0	5.243	--
JORDAN	0	640	--	0	1.332	--
LEBANON	0	121	--	0	800	--
TURKEY	0	2.037	--	0	6.797	--
UNITED ARAB EMIRATES	0	768	--	0	1.759	--
EGYPT	0	18	--	0	151	--
SOUTH AFRICA	108.854	108.929	0,07	283.762	318.041	12,08
MAURITIUS	0	119	--	0	662	--
AUSTRALIA	2.520	4.560	80,95	8.255	16.712	102,45
NEW ZEALAND	54	1.082	1.903,70	150	2.352	1.468,00
EAST TIMOR	0	1.190	--	0	3.345	--
UNITED STATES	179.539	620.919	245,84	447.022	1.184.801	165,04
CANADA	138.991	327.106	135,34	264.420	701.316	165,23
BRAZIL	580	0	-100,00	594	0	-100,00
PERU	0	117	--	0	240	--
PUERTO RICO	2	0	-100,00	51	0	-100,00
UNITED KINGDOM	3.266	76.052	2.228,60	2.696	102.890	3.716,39
NETHERLANDS	477	71.941	14.981,97	1.004	229.649	22.773,41
FRANCE	7.168	72.522	911,75	16.742	85.870	412,90
GERMANY, FED. REP. OF	8.389	107.792	1.184,92	10.620	148.292	1.296,35
AUSTRIA	33	3.951	11.872,73	150	10.784	7.089,33
BELGIUM	0	14.726	--	0	43.968	--
SWITZERLAND	7.061	9.934	40,69	21.784	14.661	-32,70
DENMARK	1.478	3.996	170,37	983	3.332	238,96
NORWAY	0	710	--	0	3.399	--
SWEDEN	159	4.873	2.964,78	625	5.583	793,28
FINLAND	0	847	--	0	1.040	--
IRELAND	0	34	--	0	124	--
ITALY	8.468	47.252	458,01	3.635	58.608	1.512,32
SPAIN	64	10.215	15.860,94	180	10.628	5.804,44
PORTUGAL	0	2.668	--	0	2.967	--
GREECE	99	1.761	1.678,79	60	4.774	7.856,67
HUNGARY	0	2.677	--	0	3.902	--
POLAND	32	2.868	8.862,50	125	4.147	3.217,60
ROMANIA	0	374	--	0	958	--
UKRAINE	0	1.087	--	0	1.623	--
LITHUANIA	0	2.266	--	0	3.842	--
ESTONIA	0	285	--	0	563	--
CROATIA	0	1.007	--	0	1.335	--
CZECH REPUBLIC	589	2.689	356,54	1.270	7.200	466,93
RUSSIA FEDERATION	177	16.872	9.432,20	300	22.495	7.398,33
-KEPITING, KERANG-KERANGAN	25.633.471	36.326.740	41,72	78.442.006	92.985.433	18,54
JAPAN	608.016	746.815	22,83	1.863.920	2.268.354	21,70

TABEL 5. PERKEMBANGAN EKSPOR INDONESIA MENURUT KOMODITI DAN NEGARA TUJUAN

JENIS BARANG	BERAT BERSIH (KG)		PERUB	NILAI FOB (US \$)		PERUB
	JAN-JUL 2006	JAN-JUL 2007	%	JAN-JUL 2006	JAN-JUL 2007	%
(1)	(2)	(3)	(4)	(5)	(6)	(7)
HONG KONG	1.628.663	3.647.432	123,95	3.672.059	6.372.896	73,55
KOREA, REPUBLIC OF	1.016.944	1.952.299	91,98	1.767.188	3.153.345	78,44
TAIWAN	750.377	552.959	-26,31	1.119.522	628.961	-43,82
CHINA	3.671.014	8.228.037	124,14	1.997.066	4.459.463	123,30
THAILAND	4.641.759	3.599.607	-22,45	1.361.037	3.829.691	181,38
SINGAPORE	1.789.480	3.063.495	71,19	3.509.588	4.276.443	21,85
PHILIPPINES	998	1.204	20,64	17.455	22.620	29,59
MALAYSIA	1.526.188	1.704.357	11,67	1.964.926	2.257.373	14,88
MYANMAR (FORM. BURMA)	420	0	-100,00	840	0	-100,00
VIET NAM	565.282	503.028	-11,01	688.628	814.460	18,27
INDIA	59.600	403.642	577,25	116.565	991.362	750,48
SRI LANKA	24.800	0	-100,00	15.273	0	-100,00
IRAN (ISLAMIC REPUBLIC OF)	26.290	0	-100,00	24.975	0	-100,00
SAUDI ARABIA	77	0	-100,00	183	0	-100,00
LEBANON	1.227	0	-100,00	953	0	-100,00
TURKEY	0	23.113	--	0	82.494	--
UNITED ARAB EMIRATES	26	0	-100,00	190	0	-100,00
QATAR	0	1.000	--	0	8.551	--
CYPRUS	10.366	31.046	199,50	19.675	86.972	342,04
EGYPT	22.589	155.834	589,87	60.047	204.894	241,22
SUDAN	0	440	--	0	880	--
MADAGASCAR	12.000	0	-100,00	60.499	0	-100,00
SENEGAL	0	78.543	--	0	214.610	--
SOUTH AFRICA	52.000	0	-100,00	64.050	0	-100,00
MAURITIUS	0	25.000	--	0	7.800	--
AUSTRALIA	103.436	337.258	226,05	631.750	943.049	49,28
UNITED STATES	5.324.855	5.816.012	9,22	49.648.333	48.002.052	-3,32
CANADA	290.139	255.377	-11,98	1.017.417	978.361	-3,84
MEXICO	22.554	102.332	353,72	64.450	301.501	367,81
PANAMA	51.229	103.033	101,12	138.275	260.696	88,53
VENEZUELA	0	196	--	0	72	--
ARGENTINA	20.471	0	-100,00	56.981	0	-100,00
BRAZIL	85	0	-100,00	60	0	-100,00
PUERTO RICO	156.687	329.415	110,24	428.008	1.134.118	164,98
DOMINICAN REPUBLIC	2.630	0	-100,00	9.660	0	-100,00
MARTINIQUE	2.774	13.074	371,30	8.890	54.978	518,43
UNITED KINGDOM	47.067	7.527	-84,01	257.576	8.382	-96,75
NETHERLANDS	128.609	217.076	68,79	813.347	1.347.599	65,69
FRANCE	28.670	120.555	320,49	53.098	329.573	520,69
GERMANY, FED. REP. OF	149.814	10.302	-93,12	339.403	28.434	-91,62
AUSTRIA	100	500	400,00	300	1.200	300,00
BELGIUM	130.791	75.773	-42,07	381.419	214.584	-43,74
SWITZERLAND	1.000	0	-100,00	168	0	-100,00
DENMARK	2.419	7.794	222,20	9.808	26.986	175,14
NORWAY	90	699	676,67	225	339	50,67
SWEDEN	0	814	--	0	1.628	--
ITALY	1.853.577	3.204.439	72,88	3.894.777	7.330.112	88,20
SPAIN	595.604	452.152	-24,09	1.539.298	958.016	-37,76
PORTUGAL	249.729	299.881	20,08	646.821	790.798	22,26
GREECE	19.997	45.570	127,88	67.680	120.084	77,43
UKRAINE	0	24.960	--	0	9.984	--
LATVIA	2.423	4.227	74,45	11.340	17.855	57,45
CROATIA	40.605	100.028	146,34	98.283	311.092	216,53
MALTA	0	18.167	--	0	51.754	--
RUSSIA FEDERATION	0	61.728	--	0	81.017	--
-BEKICOT	1.795.976	2.195.046	22,22	3.144.903	3.032.658	-3,57
JAPAN	36	14.240	39.455,56	2	43.700	2.184.900,00
HONG KONG	115.036	116.746	1,49	223.003	208.362	-6,57
KOREA, REPUBLIC OF	36.095	54.273	50,36	92.087	142.660	54,92
TAIWAN	902.335	699.573	-22,47	1.109.720	830.214	-25,19
CHINA	67.030	250.135	273,17	84.548	104.595	23,71
THAILAND	612	0	-100,00	1.674	0	-100,00
SINGAPORE	86.346	447.573	418,35	222.039	394.284	77,57
MALAYSIA	20.182	57.385	184,34	12.905	33.628	160,58
SOUTH AFRICA	139.054	73.006	-47,50	341.033	167.651	-50,84
AUSTRALIA	0	8.579	--	0	16.781	--
UNITED STATES	15.840	70.124	342,70	42.075	109.263	159,69
CANADA	134.389	186.683	38,91	322.707	437.978	35,72
UNITED KINGDOM	905	0	-100,00	2.007	0	-100,00
FRANCE	217.707	116.993	-46,26	559.291	377.654	-32,48
GERMANY, FED. REP. OF	0	21.339	--	0	58.988	--
BELGIUM	59.997	59.997	0,00	130.900	94.900	-27,50
DENMARK	0	18.400	--	0	12.000	--
NORWAY	42	0	-100,00	143	0	-100,00
SWEDEN	51	0	-100,00	95	0	-100,00
PORTUGAL	56	0	-100,00	104	0	-100,00
GREECE	6	0	-100,00	16	0	-100,00

TABEL 5. PERKEMBANGAN EKSPOR INDONESIA MENURUT KOMODITI DAN NEGARA TUJUAN

JENIS BARANG	BERAT BERSIH (KG)		PERUB	NILAI FOB (US \$)		PERUB
	JAN-JUL 2006	JAN-JUL 2007	%	JAN-JUL 2006	JAN-JUL 2007	%
(1)	(2)	(3)	(4)	(5)	(6)	(7)
HUNGARY	53	0	-100,00	114	0	-100,00
POLAND	104	0	-100,00	222	0	-100,00
LITHUANIA	12	0	-100,00	38	0	-100,00
RUSSIA FEDERATION	88	0	-100,00	180	0	-100,00
-IKAN LAINNYA	295.185.918	139.692.367	-52,68	130.816.572	142.553.585	8,97
JAPAN	3.606.654	6.384.856	77,03	9.168.311	24.932.768	171,95
HONG KONG	5.550.417	8.432.570	51,93	14.287.443	20.516.630	43,60
KOREA, REPUBLIC OF	6.223.948	5.082.993	-18,33	6.603.753	7.887.047	19,43
TAIWAN	13.576.615	9.855.578	-27,41	10.424.109	7.410.721	-28,91
CHINA	42.308.931	10.925.077	-74,18	11.601.848	6.355.829	-45,22
MACAU	110	349	217,27	3.000	3.600	20,00
PAPUA NEW GUINEA	0	20.000	--	0	5.000	--
THAILAND	174.475.338	41.568.616	-76,18	24.300.687	11.967.927	-50,75
SINGAPORE	21.770.985	23.367.905	7,34	20.130.645	23.117.359	14,84
PHILIPPINES	3.445.301	5.207.675	51,15	1.643.651	1.994.818	21,37
MALAYSIA	14.199.220	18.201.380	28,19	11.057.662	14.647.062	32,46
CAMBODIA	80	0	-100,00	500	0	-100,00
BRUNEI DARUSSALAM	0	2.773	--	0	11.016	--
VIET NAM	1.477.956	1.867.033	26,33	1.974.723	2.570.210	30,16
INDIA	0	78.921	--	0	51.390	--
SRI LANKA	123.935	306.144	147,02	68.696	342.434	398,48
IRAN (ISLAMIC REPUBLIC OF)	360	0	-100,00	414	0	-100,00
SAUDI ARABIA	26.551	53.191	100,34	50.150	74.931	49,41
KUWAIT	1.704	2.620	53,76	2.502	4.950	97,84
JORDAN	5.375	13.120	144,09	48.760	20.760	-57,42
LEBANON	324.816	141.712	-56,37	258.852	131.458	-49,21
YEMEN	15	293	1.853,33	1.508	388	-74,27
OMAN	16.000	104.000	550,00	14.500	89.990	520,62
SYRIA ARAB REPUBLIC	4.103	7.522	83,33	20.665	10.868	-47,41
TURKEY	12.139	541	-95,54	16.994	1.894	-88,85
UNITED ARAB EMIRATES	50.608	252.534	399,00	32.845	385.722	1.074,37
QATAR	0	250	--	0	3.000	--
BAHRAIN	1.421	25.939	1.725,40	4.681	66.159	1.313,35
CYPRUS	2.410	867	-64,02	7.844	5.997	-23,55
EGYPT	34	216.679	637.191,18	27	172.538	638.929,63
MOROCCO	0	12	--	0	253	--
ALGERIA	25.497	25.389	-0,42	29.066	41.723	43,55
KENYA	26.500	0	-100,00	7.950	0	-100,00
REUNION	36.000	48.072	33,53	171.600	240.000	39,86
MOZAMBIQUE	0	88.048	--	0	109.980	--
GHANA	136.000	210.000	54,41	108.500	169.000	55,76
CONGO	0	16.188	--	0	18.175	--
SENEGAL	0	27.000	--	0	27.860	--
SEYCHELLES	12.506	0	-100,00	7.086	0	-100,00
SAINT HELENA	2.000	0	-100,00	920	0	-100,00
SOUTH AFRICA	14.680	292.298	1.891,13	7.517	334.446	4.349,20
MAURITIUS	78.000	281.097	260,38	70.089	347.201	395,37
RWANDA	1.200	0	-100,00	3.000	0	-100,00
AUSTRALIA	1.397.855	1.334.909	-4,50	1.861.678	2.644.738	42,06
NEW ZEALAND	10.890	21.601	98,36	57.301	15.592	-72,79
GUAM	0	50.999	--	0	66.790	--
FIJI	40.500	14.000	-65,43	42.445	12.600	-70,31
SAMOA	17.340	293.564	1.592,99	16.660	304.112	1.725,40
EAST TIMOR	30	254	746,67	2.350	1.978	-15,83
UNITED STATES	2.824.592	2.284.192	-19,13	9.025.524	8.333.159	-7,67
CANADA	57.633	37.622	-34,72	202.803	116.809	-42,40
MEXICO	1.850	106.579	5.661,03	9.385	143.151	1.425,32
GUATEMALA	16.646	0	-100,00	19.094	0	-100,00
PANAMA	702.000	248.180	-64,65	584.040	302.372	-48,23
SURINAME	148	0	-100,00	210	0	-100,00
VENEZUELA	0	346	--	0	948	--
ARGENTINA	65	37.952	58.287,69	600	214.450	35.641,67
BRAZIL	1.422	2.700	89,87	1.004	1.222	21,71
URUGUAY	0	186.606	--	0	139.609	--
PARAGUAY	0	150	--	0	450	--
PERU	52.642	875	-98,34	49.309	3.510	-92,88
TRINIDAD AND TOBAGO	56.713	135.000	138,04	57.606	98.800	71,51
PUERTO RICO	40.081	252.425	529,79	137.480	1.141.420	730,24
DOMINICAN REPUBLIC	75.426	91.555	21,38	226.413	373.864	65,12
CAYMAN ISLANDS	1.320	0	-100,00	1.016	0	-100,00
MARTINIQUE	17.306	36.751	112,36	49.767	96.825	94,56
NETHERLANDS ANTILLES	11.774	0	-100,00	120.728	0	-100,00
UNITED KINGDOM	513.792	199.920	-61,09	966.684	553.435	-42,75
NETHERLANDS	241.458	127.268	-47,29	706.630	247.347	-65,00
FRANCE	73.324	206.753	181,97	258.158	517.303	100,38
GERMANY, FED. REP. OF	82.204	54.533	-33,66	342.202	328.150	-4,11
AUSTRIA	3.828	4.598	20,11	22.649	23.529	3,89

TABEL 5. PERKEMBANGAN EKSPOR INDONESIA MENURUT KOMODITI DAN NEGARA TUJUAN

JENIS BARANG	BERAT BERSIH (KG)		PERUB	NILAI FOB (US \$)		PERUB
	JAN-JUL 2006	JAN-JUL 2007	%	JAN-JUL 2006	JAN-JUL 2007	%
(1)	(2)	(3)	(4)	(5)	(6)	(7)
BELGIUM	245.533	87.300	-64,44	622.687	332.462	-46,61
SWITZERLAND	4.106	4.243	3,34	12.132	16.710	37,73
DENMARK	18.338	10.039	-45,26	78.594	31.655	-59,72
NORWAY	1.766	819	-53,62	7.972	2.936	-63,17
SWEDEN	2.856	4.821	68,80	42.460	53.889	26,92
FINLAND	114	270	136,84	445	458	2,92
IRELAND	0	78	--	0	943	--
ITALY	494.916	219.290	-55,69	1.173.350	807.787	-31,16
SPAIN	100.784	81.786	-18,85	241.010	568.427	135,85
PORTUGAL	31.381	17.465	-44,35	91.998	49.633	-46,05
GREECE	15.717	5.157	-67,19	15.554	15.728	1,12
DEMOCRATIC REPUBLIC OF THE CONG	0	74.508	--	0	77.432	--
HUNGARY	4.359	5.237	20,14	10.577	14.346	35,63
POLAND	385.002	13.054	-96,61	1.305.207	71.060	-94,56
ROMANIA	180	790	338,89	552	461	-16,49
BULGARIA	300	0	-100,00	1.164	0	-100,00
YUGOSLAVIA	0	25.014	--	0	37.397	--
KAZAKHSTAN	0	10	--	0	288	--
UKRAINE	226	41.763	18.379,20	848	56.705	6.586,91
UZBEKISTAN	25	0	-100,00	960	0	-100,00
LITHUANIA	23.745	21.771	-8,31	78.019	270.772	247,06
ESTONIA	36.064	72.793	101,84	127.666	84.678	-33,67
GEORGIA	500	0	-100,00	3.731	0	-100,00
CROATIA	11.500	205	-98,22	17.825	287	-98,39
MALTA	14.035	400	-97,15	9.457	2.912	-69,21
SLOVENIA	0	40	--	0	393	--
CZECH REPUBLIC	4.947	9.530	92,64	32.925	53.706	63,12
RUSSIA FEDERATION	11.276	157.410	1.295,97	49.205	249.253	406,56
-BIJI BUNGA	120.324	36.443	-69,71	1.468.968	1.256.871	-14,44
TAIWAN	37.880	0	-100,00	26.572	0	-100,00
CHINA	62.100	0	-100,00	21.735	0	-100,00
SINGAPORE	223	128	-42,60	447.298	261.666	-41,50
MALAYSIA	5.833	1.079	-81,50	7.515	1.999	-73,40
VIET NAM	0	1.206	--	0	1.606	--
INDIA	13.800	33.359	141,73	10.560	27.537	160,77
AUSTRALIA	0	245	--	0	582	--
UNITED KINGDOM	40	26	-35,00	99.753	54.827	-45,04
NETHERLANDS	359	299	-16,71	765.307	830.736	8,55
FRANCE	80	80	0,00	44.001	22.054	-49,88
DENMARK	9	12	33,33	46.227	51.715	11,87
ITALY	0	9	--	0	4.149	--
-BIJI KAPAS	600.654	18.728.878	3.018,08	88.414	5.140.073	5.713,64
JAPAN	0	385.000	--	0	59.295	--
TAIWAN	600.654	202.180	-66,34	88.414	33.908	-61,65
MALAYSIA	0	18.131.169	--	0	5.041.065	--
NETHERLANDS	0	10.500	--	0	5.775	--
GERMANY, FED. REP. OF	0	29	--	0	30	--
-BIJI LAINNYA	88.663.476	47.580.184	-46,34	20.040.116	17.838.747	-10,98
JAPAN	669.873	987.709	47,45	686.579	1.345.050	95,91
HONG KONG	205.881	360.332	75,02	255.996	451.839	76,50
KOREA, REPUBLIC OF	122.585	54.133	-55,84	72.464	54.156	-25,26
TAIWAN	431.595	396.789	-8,06	189.123	183.393	-3,03
CHINA	260.805	506.281	94,12	458.543	806.797	75,95
THAILAND	21.938.827	158.482	-99,28	598.208	463.476	-22,52
SINGAPORE	536.244	673.868	25,66	618.952	564.255	-8,84
PHILIPPINES	157.026	169.620	8,02	197.807	79.368	-59,88
MALAYSIA	62.737.823	23.245.322	-62,95	14.501.448	8.030.002	-44,63
BRUNEI DARUSSALAM	107.614	9.560	-91,12	122.504	16.365	-86,64
VIET NAM	840.849	810.199	-3,65	690.188	604.438	-12,42
MALDIVES	184	0	-100,00	945	0	-100,00
INDIA	281.109	472.684	68,15	362.477	406.869	12,25
PAKISTAN	77.271	2.020	-97,39	7.950	3.720	-53,21
SAUDI ARABIA	8.077	2.117	-73,79	11.284	600	-94,68
KUWAIT	0	45	--	0	40	--
JORDAN	131.414	815	-99,38	219.736	7.702	-96,49
UNITED ARAB EMIRATES	10.597	150	-98,58	9.500	1.300	-86,32
CAMEROON	364	137	-62,36	65.152	5.500	-91,56
COTE D'IVOIRE	225	0	-100,00	40.500	0	-100,00
MAURITIUS	911	25.205	2.666,74	18.855	11.352	-39,79
AUSTRALIA	32.241	29.168	-9,53	59.810	126.240	111,07
VANUATU	268	0	-100,00	149	0	-100,00
EAST TIMOR	16.752	0	-100,00	14.476	0	-100,00
UNITED STATES	24.962	35.581	42,54	94.192	198.926	111,19
CANADA	404	128	-68,32	105	250	138,10
UNITED KINGDOM	0	7.217	--	0	15.481	--

TABEL 5. PERKEMBANGAN EKSPOR INDONESIA MENURUT KOMODITI DAN NEGARA TUJUAN

JENIS BARANG	BERAT BERSIH (KG)		PERUB	NILAI FOB (US \$)		PERUB
	JAN-JUL 2006	JAN-JUL 2007	%	JAN-JUL 2006	JAN-JUL 2007	%
(1)	(2)	(3)	(4)	(5)	(6)	(7)
NETHERLANDS	37.310	1.569.457	4.106,53	628.374	767.267	22,10
FRANCE	325	0	-100,00	306	0	-100,00
GERMANY, FED. REP. OF	2.521	3.847.051	152.500,20	10.058	3.312.337	32.832,36
BELGIUM	17.000	30	-99,82	31.110	900	-97,11
NORWAY	3.800	0	-100,00	8.082	0	-100,00
ITALY	16	14.215.964	88.849.675,00	335	377.400	112.556,72
SPAIN	516	120	-76,74	54.256	3.724	-93,14
PORTUGAL	8.087	0	-100,00	10.652	0	-100,00
BULU BEBEK	160.917	201.330	25,11	153.369	193.076	25,89
KOREA, REPUBLIC OF	0	487	--	0	12.270	--
TAIWAN	159.407	199.488	25,14	146.014	165.150	13,11
MALAYSIA	0	87	--	0	23	--
VIET NAM	0	422	--	0	10.921	--
NEW ZEALAND	0	1	--	0	22	--
GUAM	28	0	-100,00	85	0	-100,00
UNITED KINGDOM	107	0	-100,00	1.289	0	-100,00
SPAIN	149	845	467,11	871	4.690	438,46
YUGOSLAVIA	98	0	-100,00	177	0	-100,00
RUSSIA FEDERATION	1.128	0	-100,00	4.933	0	-100,00
DAMAR DAN GETAH DAMAR	18.626.645	28.806.600	54,65	16.232.030	20.977.665	29,24
JAPAN	790.682	596.667	-24,54	682.863	437.991	-35,86
KOREA, REPUBLIC OF	440.399	993.600	125,61	344.944	755.088	118,90
TAIWAN	1.131.321	864.000	-23,63	994.031	624.960	-37,13
CHINA	18.000	96.000	433,33	16.767	69.216	312,81
THAILAND	353.050	734.410	108,02	337.601	576.747	70,84
SINGAPORE	45.620	0	-100,00	95.623	0	-100,00
PHILIPPINES	230.400	249.600	8,33	206.976	179.712	-13,17
MALAYSIA	72.600	115.200	58,68	67.854	83.232	22,66
INDIA	3.607.323	8.001.806	121,82	3.185.672	5.795.523	81,92
PAKISTAN	1.551.800	2.495.999	60,85	1.242.614	1.795.776	44,52
BANGLADESH	1.017.600	864.000	-15,09	942.038	630.912	-33,03
SRI LANKA	15.000	0	-100,00	8.400	0	-100,00
SAUDI ARABIA	38.400	0	-100,00	37.248	0	-100,00
TURKEY	230.400	460.799	100,00	175.795	341.028	93,99
SOUTH AFRICA	38.400	0	-100,00	35.770	0	-100,00
AUSTRALIA	32.700	15.000	-54,13	38.103	16.477	-56,76
NEW ZEALAND	96.000	0	-100,00	93.120	0	-100,00
UNITED STATES	257.760	384.000	48,98	250.028	268.800	7,51
MEXICO	0	76.800	--	0	55.296	--
ARGENTINA	0	19.200	--	0	13.824	--
COLOMBIA	384.000	326.400	-15,00	307.478	237.696	-22,69
ECUADOR	153.600	19.200	-87,50	142.944	13.440	-90,60
PERU	0	19.200	--	0	13.440	--
NETHERLANDS	2.860.798	2.880.000	0,67	2.435.778	2.082.144	-14,52
FRANCE	863.999	1.459.199	68,89	797.280	1.042.944	30,81
GERMANY, FED. REP. OF	671.999	3.523.440	424,32	546.883	2.553.005	366,83
BELGIUM	825.599	1.632.000	97,67	730.368	1.217.280	66,67
FINLAND	0	57.600	--	0	40.320	--
ITALY	671.999	1.420.800	111,43	553.518	1.050.816	89,84
SPAIN	268.800	733.680	172,95	202.944	530.958	161,63
PORTUGAL	1.535.996	403.200	-73,75	1.456.990	282.624	-80,60
POLAND	422.400	0	-100,00	302.400	0	-100,00
ROMANIA	0	19.200	--	0	13.824	--
UKRAINE	0	96.000	--	0	73.152	--
RUSSIA FEDERATION	0	249.600	--	0	181.440	--
KOPAL DAN LAIN-LAIN	16.808.157	17.931.147	6,68	13.423.323	12.928.404	-3,69
JAPAN	863.151	131.000	-84,82	1.103.512	179.345	-83,75
HONG KONG	251.743	56.271	-77,65	461.286	117.148	-74,60
KOREA, REPUBLIC OF	82.149	50.000	-39,13	93.981	59.485	-36,71
TAIWAN	470.262	255.619	-45,64	308.334	259.008	-16,00
CHINA	516.646	266.009	-48,51	418.220	293.315	-29,87
THAILAND	139.451	124.656	-10,61	131.625	152.098	15,55
SINGAPORE	1.486.358	1.552.145	4,43	1.421.828	1.809.235	27,25
PHILIPPINES	63.200	34.000	-46,20	46.460	21.111	-54,56
MALAYSIA	418.542	381.089	-8,95	641.287	351.236	-45,23
VIET NAM	114.380	50.589	-55,77	87.716	81.842	-6,70
MALDIVES	0	30	--	0	9.929	--
INDIA	7.537.783	8.816.127	16,96	5.375.138	5.173.413	-3,75
PAKISTAN	700.187	671.194	-4,14	382.351	434.592	13,66
BANGLADESH	1.491.980	1.937.798	29,88	313.367	664.316	111,99
SRI LANKA	319.099	425.890	33,47	137.655	156.891	13,97
IRAN (ISLAMIC REPUBLIC OF)	38.400	19.200	-50,00	35.770	14.976	-58,13
SAUDI ARABIA	306.638	238.665	-22,17	164.625	109.911	-33,24
LEBANON	16.000	0	-100,00	6.200	0	-100,00
YEMEN	34.800	20.040	-42,41	20.480	8.319	-59,38

TABEL 5. PERKEMBANGAN EKSPOR INDONESIA MENURUT KOMODITI DAN NEGARA TUJUAN

JENIS BARANG	BERAT BERSIH (KG)		PERUB	NILAI FOB (US \$)		PERUB
	JAN-JUL 2006	JAN-JUL 2007	%	JAN-JUL 2006	JAN-JUL 2007	%
(1)	(2)	(3)	(4)	(5)	(6)	(7)
SYRIA ARAB REPUBLIC	233.675	16.000	-93,15	211.116	9.440	-95,53
TURKEY	53.400	75.750	41,85	46.626	59.413	27,42
UNITED ARAB EMIRATES	246.393	414.890	68,39	110.945	211.236	90,40
EGYPT	75.300	15.000	-80,08	36.367	14.990	-58,78
LIBYAN ARAB JAMAHIRIYA	16.500	0	-100,00	6.756	0	-100,00
TUNISIA	20.790	60.540	191,20	8.475	24.857	193,30
ALGERIA	94.400	0	-100,00	65.980	0	-100,00
SUDAN	0	20.000	--	0	7.850	--
NIGERIA	18.259	0	-100,00	15.825	0	-100,00
BENIN	20.800	0	-100,00	8.980	0	-100,00
SOUTH AFRICA	0	55.872	--	0	46.925	--
AUSTRALIA	2	18	800,00	8	28	250,00
NEW ZEALAND	20	77	285,00	1.788	1.623	-9,23
FIJI	0	6	--	0	168	--
UNITED STATES	87.604	65.553	-25,17	122.485	62.215	-49,21
CANADA	21.880	68	-99,69	6.000	1.385	-76,92
MEXICO	0	60.000	--	0	46.800	--
SURINAME	1.373	0	-100,00	6.375	0	-100,00
BRAZIL	1.700	1.000	-41,18	13.600	7.500	-44,85
COLOMBIA	0	57.600	--	0	44.928	--
ECUADOR	0	19.200	--	0	14.400	--
UNITED KINGDOM	38.724	67.999	75,60	91.752	234.381	155,45
NETHERLANDS	12.500	15.083	20,66	9.375	15.166	61,77
FRANCE	176.052	165.845	-5,80	209.204	280.776	34,21
GERMANY, FED. REP. OF	607.617	961.335	58,21	514.008	700.515	36,28
AUSTRIA	0	3	--	0	29	--
BELGIUM	20.000	22.000	10,00	90.200	95.700	6,10
SWITZERLAND	0	13	--	0	120	--
DENMARK	0	70	--	0	1.952	--
IRELAND	0	10	--	0	42	--
ITALY	181.398	567.402	212,79	656.020	969.337	47,76
SPAIN	29.000	0	-100,00	41.600	0	-100,00
GREECE	0	51	--	0	682	--
POLAND	0	220.240	--	0	165.376	--
SLOVENIA	1	0	-100,00	3	0	-100,00
RUSSIA FEDERATION	0	19.200	--	0	14.400	--
SAYUR-SAYURAN	116.322.575	37.516.944	-67,75	18.204.284	15.521.401	-14,74
JAPAN	2.318.878	2.151.207	-7,23	2.608.188	2.295.176	-12,00
HONG KONG	148.099	483.573	226,52	91.235	200.671	119,95
KOREA, REPUBLIC OF	27.530	42.287	53,60	127.722	121.858	-4,59
TAIWAN	5.379.937	2.976.579	-44,67	1.181.214	970.814	-17,81
CHINA	144.679	0	-100,00	29.327	0	-100,00
THAILAND	127.605	352.309	176,09	77.530	229.520	196,04
SINGAPORE	13.201.375	10.308.346	-21,91	3.802.103	3.539.895	-6,90
PHILIPPINES	2.391.062	4.806.594	101,02	993.429	2.204.220	121,88
MALAYSIA	17.157.405	15.070.604	-12,16	5.413.338	4.368.147	-19,31
BRUNEI DARUSSALAM	29.670	38.562	29,97	74.825	81.271	8,61
VIET NAM	0	5.317	--	0	6.150	--
INDIA	395.278	488.811	23,66	197.984	260.035	31,34
PAKISTAN	456.112	0	-100,00	203.051	0	-100,00
SRI LANKA	187.413	403	-99,78	114.241	1.457	-98,72
SAUDI ARABIA	87.208	178.027	104,14	82.867	199.272	140,47
KUWAIT	1.572	10	-99,36	2.147	10	-99,53
LEBANON	0	95	--	0	200	--
UNITED ARAB EMIRATES	64.586	54.005	-16,38	58.246	69.818	19,87
QATAR	27.657	27.230	-1,54	38.253	39.335	2,83
BAHRAIN	14.277	0	-100,00	18.662	0	-100,00
NIGERIA	0	5.420	--	0	1.250	--
BENIN	0	3.284	--	0	1.000	--
SOUTH AFRICA	22.913	0	-100,00	14.381	0	-100,00
AUSTRALIA	4.133	19.805	379,19	7.181	26.515	269,24
NEW ZEALAND	45	0	-100,00	69	0	-100,00
CHRISTMAS ISLANDS	1.379	0	-100,00	2.930	0	-100,00
EAST TIMOR	10.881	0	-100,00	4.331	0	-100,00
UNITED STATES	304.096	398.157	30,93	355.297	542.379	52,66
CANADA	0	14.656	--	0	16.628	--
CHILE	73.582.000	0	-100,00	2.523.862	0	-100,00
NETHERLANDS	154.902	19.100	-87,67	124.537	36.286	-70,86
FRANCE	81.733	1.737	-97,87	56.429	1.683	-97,02
GERMANY, FED. REP. OF	150	1	-99,33	905	20	-97,79
BELGIUM	0	64.770	--	0	303.136	--
DENMARK	0	50	--	0	50	--
SLOVENIA	0	6.005	--	0	4.605	--
BUAH-BUAHAN	109.573.647	111.344.275	1,62	53.812.601	61.199.937	13,73
JAPAN	55.952	437.045	681,11	43.480	306.879	605,79
HONG KONG	914.821	3.113.468	240,34	679.119	1.615.875	137,94

TABEL 5. PERKEMBANGAN EKSPOR INDONESIA MENURUT KOMODITI DAN NEGARA TUJUAN

JENIS BARANG	BERAT BERSIH (KG)		PERUB	NILAI FOB (US \$)		PERUB
	JAN-JUL 2006	JAN-JUL 2007	%	JAN-JUL 2006	JAN-JUL 2007	%
(1)	(2)	(3)	(4)	(5)	(6)	(7)
KOREA, REPUBLIC OF	54.309	383.612	606,35	49.857	279.329	460,26
TAIWAN	178.670	91.232	-48,94	40.011	27.700	-30,77
CHINA	2.662.580	4.047.877	52,03	1.466.347	2.094.077	42,81
THAILAND	67.933	0	-100,00	74.200	0	-100,00
SINGAPORE	3.528.103	4.925.964	39,62	1.933.780	2.837.476	46,73
PHILIPPINES	123.802	34.000	-72,54	9.791	9.084	-7,22
MALAYSIA	1.668.825	4.385.545	162,79	649.186	1.896.829	192,19
BRUNEI DARUSSALAM	2.437	12.687	420,60	6.665	31.402	371,15
NEPAL	3.793.666	8.607.619	126,89	1.419.892	3.454.256	143,28
VIET NAM	203.865	506.727	148,56	147.375	291.758	97,97
INDIA	51.960.015	40.563.084	-21,93	23.800.326	21.004.541	-11,75
PAKISTAN	36.114.425	35.018.701	-3,03	19.083.532	22.938.900	20,20
BANGLADESH	2.146.653	6.306.933	193,80	1.055.324	2.543.873	141,05
SRI LANKA	18.005	0	-100,00	6.383	0	-100,00
IRAN (ISLAMIC REPUBLIC OF)	2.900.014	1.357.070	-53,20	933.776	472.615	-49,39
SAUDI ARABIA	448.155	365.033	-18,55	235.718	178.491	-24,28
KUWAIT	109.446	116.545	6,49	49.779	47.277	-5,03
YEMEN	16.200	0	-100,00	13.755	0	-100,00
SYRIA ARAB REPUBLIC	0	27.000	--	0	14.420	--
TURKEY	118.584	0	-100,00	34.196	0	-100,00
UNITED ARAB EMIRATES	523.419	827.749	58,14	386.915	493.289	27,49
QATAR	5.804	2.707	-53,36	4.526	2.884	-36,28
BAHRAIN	18.599	4.693	-74,77	5.934	3.311	-44,20
TUNISIA	38.000	0	-100,00	32.764	0	-100,00
ALGERIA	46.019	0	-100,00	27.679	0	-100,00
SOUTH AFRICA	0	16.422	--	0	17.078	--
AUSTRALIA	251.729	786	-99,69	182.723	2.357	-98,71
COOK ISLANDS	179	0	-100,00	353	0	-100,00
EAST TIMOR	941	0	-100,00	308	0	-100,00
UNITED STATES	70.250	33.644	-52,11	87.553	380.208	334,26
CANADA	0	8	--	0	8	--
SURINAME	38	87	128,95	178	721	305,06
BRAZIL	18.998	0	-100,00	6.536	0	-100,00
NETHERLANDS	342.125	114.814	-66,44	308.719	203.340	-34,13
FRANCE	16.154	31.702	96,25	29.926	45.967	53,60
GERMANY, FED. REP. OF	677.553	11.032	-98,37	805.489	5.516	-99,32
AUSTRIA	0	28	--	0	21	--
BELGIUM	217.301	440	-99,80	115.428	440	-99,62
SWITZERLAND	0	21	--	0	15	--
DENMARK	10.010	0	-100,00	4.354	0	-100,00
ITALY	8.895	0	-100,00	10.944	0	-100,00
SPAIN	572	0	-100,00	1.656	0	-100,00
PORTUGAL	15	0	-100,00	16	0	-100,00
GREECE	124	0	-100,00	32	0	-100,00
BULGARIA	240.462	0	-100,00	68.076	0	-100,00
KULIT KERANG DAN LAIN-LAIN	3.299.268	4.540.856	37,63	1.542.559	1.638.061	6,19
JAPAN	231.521	247.602	6,95	138.575	133.434	-3,71
HONG KONG	136.078	144.943	6,51	33.576	40.718	21,27
KOREA, REPUBLIC OF	68.901	101.556	47,39	87.143	72.745	-16,52
TAIWAN	102	0	-100,00	523	0	-100,00
CHINA	2.346.082	3.564.526	51,94	716.206	839.036	17,15
THAILAND	44.031	17.765	-59,65	170.991	46.183	-72,99
SINGAPORE	17.102	11.265	-34,13	29.952	100.246	234,69
PHILIPPINES	55.000	10.395	-81,10	7.950	1.039	-86,93
MALAYSIA	949	16.915	1.682,40	1.320	23.131	1.652,35
VIET NAM	213.594	305.059	42,82	106.673	153.692	44,08
INDIA	16.837	4.905	-70,87	4.298	2.462	-42,72
PAKISTAN	5.005	0	-100,00	7.500	0	-100,00
TURKEY	1.335	0	-100,00	4.245	0	-100,00
CONGO	1	0	-100,00	39	0	-100,00
SOUTH AFRICA	297	0	-100,00	594	0	-100,00
AUSTRALIA	126	1.237	881,75	805	771	-4,22
NEW ZEALAND	101	0	-100,00	290	0	-100,00
FIJI	23	0	-100,00	15	0	-100,00
UNITED STATES	613	12.789	1.986,30	1.262	14.834	1.075,44
CANADA	375	0	-100,00	1.330	0	-100,00
BRAZIL	120	92	-23,33	189	177	-6,35
UNITED KINGDOM	120	8.121	6.667,50	909	8.701	857,21
NETHERLANDS	4	311	7.675,00	314	132	-57,96
FRANCE	54.183	0	-100,00	5.924	0	-100,00
GERMANY, FED. REP. OF	17.031	9.422	-44,68	8.860	5.250	-40,74
SWEDEN	79	0	-100,00	449	0	-100,00
IRELAND	49	0	-100,00	218	0	-100,00
ITALY	89.193	83.590	-6,28	210.267	195.007	-7,26
SPAIN	212	363	71,23	1.443	503	-65,14
GREECE	20	0	-100,00	266	0	-100,00
CROATIA	66	0	-100,00	213	0	-100,00

TABEL 5. PERKEMBANGAN EKSPOR INDONESIA MENURUT KOMODITI DAN NEGARA TUJUAN

JENIS BARANG	BERAT BERSIH (KG)		PERUB	NILAI FOB (US \$)		PERUB
	JAN-JUL 2006	JAN-JUL 2007	%	JAN-JUL 2006	JAN-JUL 2007	%
(1)	(2)	(3)	(4)	(5)	(6)	(7)
SLOVENIA	118	0	-100,00	220	0	-100,00
TANAMAN OBAT	3.438.648	6.821.290	98,37	3.135.137	5.718.489	82,40
JAPAN	19.967	41.575	108,22	97.174	211.313	117,46
HONG KONG	113.013	525.928	365,37	38.717	101.053	161,00
KOREA, REPUBLIC OF	22.195	67.016	201,94	23.532	67.358	186,24
TAIWAN	969.576	1.549.631	59,83	344.033	1.031.455	199,81
CHINA	168.945	114.524	-32,21	22.453	99.781	344,40
THAILAND	1.154	20.368	1.664,99	5.916	7.568	27,92
SINGAPORE	869.995	1.888.203	117,04	1.111.673	1.722.183	54,92
MALAYSIA	89.227	92.817	4,02	62.387	55.406	-11,19
VIET NAM	0	55.805	--	0	25.229	--
INDIA	168.610	218.106	29,36	226.446	373.128	64,78
PAKISTAN	0	26.000	--	0	10.400	--
BANGLADESH	75.600	0	-100,00	7.938	0	-100,00
SAUDI ARABIA	364.921	713.932	95,64	568.460	892.929	57,08
KUWAIT	0	100	--	0	2.500	--
YEMEN	3.000	500	-83,33	900	1.250	38,89
UNITED ARAB EMIRATES	178.434	827.512	363,76	64.345	239.597	272,36
QATAR	200	0	-100,00	3.000	0	-100,00
EGYPT	0	38.649	--	0	29.084	--
MOROCCO	0	7.807	--	0	18.685	--
SUDAN	95.000	109.150	14,89	30.755	28.726	-6,60
GHANA	64.678	16.240	-74,89	72.784	16.240	-77,69
CAMEROON	0	126.000	--	0	131.700	--
NIGERIA	0	36.000	--	0	7.200	--
BENIN	76.000	34.000	-55,26	13.300	6.800	-48,87
NIGER	0	72.000	--	0	14.400	--
CHAD	0	72.000	--	0	18.100	--
AUSTRALIA	25	0	-100,00	183	0	-100,00
NEW CALEDONIA	47	0	-100,00	120	0	-100,00
UNITED STATES	1.120	3.052	172,50	2.960	13.901	369,63
CANADA	220	520	136,36	1.110	1.760	58,56
SURINAME	264	374	41,67	2.746	7.749	182,19
UNITED KINGDOM	0	781	--	0	4.419	--
NETHERLANDS	6.679	10	-99,85	11.021	2.590	-76,50
FRANCE	2.579	5.532	114,50	68.665	199.790	190,96
GERMANY, FED. REP. OF	91.105	64.189	-29,54	151.901	127.042	-16,37
BELGIUM	0	4.891	--	0	1.169	--
SWEDEN	19.000	0	-100,00	3.800	0	-100,00
ITALY	5.000	21.471	329,42	78.000	32.727	-58,04
SPAIN	0	7.000	--	0	15.629	--
GREECE	0	59	--	0	1.169	--
LATVIA	0	20.596	--	0	33.162	--
MALTA	194	0	-100,00	1.394	0	-100,00
RUSSIA FEDERATION	31.900	38.952	22,11	119.424	165.297	38,41
-GANGGANG LAUT	47.076.038	49.493.198	5,13	23.662.919	27.875.176	17,80
JAPAN	189.587	356.669	88,13	1.858.972	2.209.530	18,86
HONG KONG	9.801.044	7.747.739	-20,95	3.010.602	1.951.580	-35,18
KOREA, REPUBLIC OF	2.025.529	2.865.705	41,48	1.156.961	1.785.201	54,30
TAIWAN	218.262	323.867	48,38	73.976	101.500	37,21
CHINA	17.086.567	16.905.973	-1,06	5.175.728	7.872.466	52,10
THAILAND	79.826	320.499	301,50	95.287	235.643	147,30
SINGAPORE	56.630	53.358	-5,78	324.226	489.885	51,09
PHILIPPINES	4.200.531	5.261.924	25,27	2.127.744	3.196.696	50,24
MALAYSIA	758.439	506.987	-33,15	522.821	836.896	60,07
VIET NAM	1.593.694	3.831.323	140,41	480.679	1.264.202	163,00
SRI LANKA	40.000	0	-100,00	6.800	0	-100,00
UNITED ARAB EMIRATES	137	0	-100,00	328	0	-100,00
MOROCCO	53.999	168.006	211,13	34.370	64.460	87,55
TUNISIA	386.150	309.998	-19,72	226.525	142.400	-37,14
GHANA	1.552	0	-100,00	1.900	0	-100,00
AUSTRALIA	289.000	181.000	-37,37	594.200	409.280	-31,12
UNITED STATES	2.158.932	2.020.365	-6,42	1.778.587	1.875.181	5,43
CANADA	220.500	0	-100,00	122.500	0	-100,00
MEXICO	43.942	60.000	36,54	17.577	30.000	70,68
PANAMA	54.000	14.000	-74,07	35.100	7.000	-80,06
CHILE	1.494.439	1.576.088	5,46	841.728	856.683	1,78
VENEZUELA	0	36.000	--	0	18.000	--
ARGENTINA	375.000	341.000	-9,07	168.750	204.280	21,05
BRAZIL	768.367	780.000	1,51	460.856	390.000	-15,37
DOMINICAN REPUBLIC	0	20.000	--	0	10.000	--
FALKLAND ISLANDS (MALVINAS)	147.900	0	-100,00	86.521	0	-100,00
UNITED KINGDOM	432.679	283.500	-34,48	1.165.280	753.054	-35,38
NETHERLANDS	40.000	389	-99,03	148.000	892	-99,40
FRANCE	369.800	1.420.839	284,22	321.400	660.473	105,50
GERMANY, FED. REP. OF	272.000	207.800	-23,60	593.700	413.570	-30,34

TABEL 5. PERKEMBANGAN EKSPOR INDONESIA MENURUT KOMODITI DAN NEGARA TUJUAN

JENIS BARANG	BERAT BERSIH (KG)		PERUB	NILAI FOB (US \$)		PERUB
	JAN-JUL 2006	JAN-JUL 2007	%	JAN-JUL 2006	JAN-JUL 2007	%
(1)	(2)	(3)	(4)	(5)	(6)	(7)
BELGIUM	188.000	126.000	-32,98	438.450	257.460	-41,28
DENMARK	1.024.920	1.594.509	55,57	421.285	661.512	57,02
ITALY	55.867	20.000	-64,20	9.226	74.319	705,54
SPAIN	2.393.345	2.054.500	-14,16	1.005.660	914.562	-9,06
PORTUGAL	129.000	0	-100,00	39.570	0	-100,00
POLAND	42.000	21.000	-50,00	87.150	75.600	-13,25
LITHUANIA	84.000	63.000	-25,00	224.700	35.700	-84,11
RUSSIA FEDERATION	400	21.160	5.190,00	5.760	77.151	1.239,43
-LAINNYA	6.116.315	2.331.150	-61,89	2.621.351	1.845.292	-29,61
JAPAN	32.775	10.280	-68,63	23.218	43.271	86,37
HONG KONG	215	869	304,19	188	5.658	2.909,57
KOREA, REPUBLIC OF	41.810	34.352	-17,84	20.058	19.422	-3,17
TAIWAN	5.220.164	1.186.035	-77,28	1.930.994	604.626	-68,69
CHINA	183.001	495.653	170,85	53.969	38.535	-28,60
THAILAND	3.957	0	-100,00	3.269	0	-100,00
SINGAPORE	17.237	356.188	1.966,42	4.624	719.916	15.469,12
MALAYSIA	84.633	71.918	-15,02	29.618	25.285	-14,63
VIET NAM	7	0	-100,00	4	0	-100,00
MALDIVES	1.659	0	-100,00	12.404	0	-100,00
INDIA	12	12.500	104.066,67	14	600	4.185,71
SAUDI ARABIA	65.649	0	-100,00	18.008	0	-100,00
KUWAIT	0	49	--	0	84	--
OMAN	250	0	-100,00	606	0	-100,00
TURKEY	24.740	0	-100,00	7.141	0	-100,00
UNITED ARAB EMIRATES	0	450	--	0	400	--
BAHRAIN	30.000	0	-100,00	2.421	0	-100,00
REUNION	617	0	-100,00	870	0	-100,00
SOUTH AFRICA	2.681	25	-99,07	1.915	629	-67,15
MAURITIUS	12.134	0	-100,00	2.154	0	-100,00
AUSTRALIA	126.631	40.022	-68,39	151.154	59.670	-60,52
NEW ZEALAND	924	0	-100,00	1.661	0	-100,00
GUAM	1.057	0	-100,00	6.751	0	-100,00
NEW CALEDONIA	88	0	-100,00	911	0	-100,00
NORTHERN MARIANA ISLANDS	143	0	-100,00	233	0	-100,00
FIJI	0	109	--	0	600	--
MARSHALL ISLANDS	338	0	-100,00	23	0	-100,00
UNITED STATES	58.167	59.243	1,85	185.270	162.454	-12,31
CANADA	10.121	2.976	-70,60	14.867	9.467	-36,32
MEXICO	268	0	-100,00	50	0	-100,00
VENEZUELA	0	699	--	0	7.566	--
ARGENTINA	0	19	--	0	24	--
URUGUAY	864	0	-100,00	462	0	-100,00
DOMINICAN REPUBLIC	367	0	-100,00	151	0	-100,00
COSTA RICA	22	0	-100,00	15	0	-100,00
UNITED KINGDOM	5.305	10.394	95,93	11.827	37.995	221,26
NETHERLANDS	1.369	28.465	1.979,25	2.745	59.301	2.060,33
FRANCE	2.708	255	-90,58	1.802	925	-48,67
GERMANY, FED. REP. OF	9.472	7.123	-24,80	6.353	9.006	41,76
AUSTRIA	2	0	-100,00	13	0	-100,00
BELGIUM	73.686	0	-100,00	8.953	0	-100,00
SWITZERLAND	325	22	-93,23	673	56	-91,68
DENMARK	6.477	0	-100,00	6.257	0	-100,00
NORWAY	61	0	-100,00	58	0	-100,00
FINLAND	817	0	-100,00	458	0	-100,00
ITALY	11.742	3.905	-66,74	18.596	17.044	-8,35
SPAIN	1.229	4.146	237,35	3.258	16.837	416,79
PORTUGAL	5.503	0	-100,00	24.854	0	-100,00
GREECE	49.309	0	-100,00	41.126	0	-100,00
HUNGARY	13.135	4.800	-63,46	4.374	4.580	4,71
POLAND	10.976	0	-100,00	10.230	0	-100,00
ROMANIA	0	653	--	0	1.341	--
CROATIA	33	0	-100,00	507	0	-100,00
SLOVENIA	1.115	0	-100,00	1.811	0	-100,00
CZECH REPUBLIC	2.304	0	-100,00	4.130	0	-100,00
RUSSIA FEDERATION	216	0	-100,00	303	0	-100,00
-MUTIARA	772	942	22,02	7.232.888	6.478.923	-10,42
JAPAN	416	461	10,82	3.403.299	4.398.691	29,25
HONG KONG	14	15	7,14	58.259	125.358	115,17
KOREA, REPUBLIC OF	3	0	-100,00	44.373	0	-100,00
THAILAND	2	19	850,00	1.711	16.180	845,65
SINGAPORE	44	32	-27,27	22.037	163.198	640,56
INDIA	0	8	--	0	11.824	--
UNITED ARAB EMIRATES	2	0	-100,00	8.346	0	-100,00
AUSTRALIA	259	407	57,14	3.694.250	1.763.672	-52,26
UNITED STATES	32	0	-100,00	613	0	-100,00

TABEL 5. PERKEMBANGAN EKSPOR INDONESIA MENURUT KOMODITI DAN NEGARA TUJUAN

JENIS BARANG	BERAT BERSIH (KG)		PERUB	NILAI FOB (US \$)		PERUB
	JAN-JUL 2006	JAN-JUL 2007	%	JAN-JUL 2006	JAN-JUL 2007	%
(1)	(2)	(3)	(4)	(5)	(6)	(7)
-LAINNYA	145.412.807	216.374.032	48,80	51.764.764	91.114.418	76,02
JAPAN	7.276.646	6.585.171	-9,50	7.683.939	6.325.359	-17,68
HONG KONG	2.578.143	1.483.150	-42,47	2.369.229	1.185.843	-49,95
KOREA, REPUBLIC OF	5.933.355	2.159.076	-63,61	2.740.925	1.415.799	-48,35
TAIWAN	2.200.957	3.423.031	55,52	1.206.126	1.476.023	22,38
CHINA	3.613.217	23.331.329	545,72	1.057.289	3.339.625	215,87
THAILAND	341.512	13.297.738	3.793,78	286.074	681.862	138,35
SINGAPORE	10.622.148	19.765.766	86,08	10.534.168	22.765.707	116,11
PHILIPPINES	17.816.086	27.812.279	56,11	2.273.576	5.574.857	145,20
MALAYSIA	23.688.764	79.773.784	236,76	6.132.349	20.786.293	238,96
MYANMAR (FORM. BURMA)	0	36.000	--	0	22.398	--
BRUNEI DARUSSALAM	8.432	500	-94,07	12.772	2.511	-80,34
NEPAL	150.000	0	-100,00	219.675	0	-100,00
VIET NAM	717.612	4.171.642	481,32	226.188	1.140.022	404,02
MALDIVES	97.103	10.178	-89,52	51.873	5.475	-89,45
INDIA	53.482.629	3.203.870	-94,01	4.787.692	4.694.635	-1,94
PAKISTAN	11.083.050	14.067.773	26,93	1.586.476	2.054.514	29,50
BANGLADESH	204.000	252.500	23,77	168.355	196.230	16,56
SRI LANKA	27.825	260.830	837,39	16.000	396.843	2.380,27
IRAQ	0	110.880	--	0	38.376	--
IRAN (ISLAMIC REPUBLIC OF)	136	80.000	58.723,53	201	51.360	25.452,24
SAUDI ARABIA	8.870	47.771	438,57	19.694	49.098	149,30
KUWAIT	35.877	82.854	130,94	23.282	291.154	1.150,55
JORDAN	8.942	0	-100,00	5.224	0	-100,00
LEBANON	504	13.957	2.669,25	1.779	19.172	977,68
YEMEN	6.814	328	-95,19	4.310	1.990	-53,83
OMAN	0	10.000	--	0	5.350	--
SYRIA ARAB REPUBLIC	50	0	-100,00	45	0	-100,00
TURKEY	65.016	3.550	-94,54	39.565	28.812	-27,18
UNITED ARAB EMIRATES	9.812	4.516	-53,97	55.523	15.051	-72,89
BAHRAIN	307	0	-100,00	921	0	-100,00
CYPRUS	4.743	0	-100,00	14.746	0	-100,00
EGYPT	0	229.032	--	0	145.700	--
MOROCCO	22.687	0	-100,00	25.104	0	-100,00
TUNISIA	62.952	0	-100,00	118.704	0	-100,00
TANZANIA, UNITED REPUBLIC OF	0	72.000	--	0	47.304	--
KENYA	878	0	-100,00	99	0	-100,00
REUNION	272	206	-24,26	185	333	80,00
MOZAMBIQUE	0	36.000	--	0	21.240	--
TOGO	25.500	0	-100,00	15.555	0	-100,00
GHANA	0	38.000	--	0	22.040	--
LIBERIA	108.000	162.000	50,00	62.732	99.992	59,40
GUINEA	227.500	315.000	38,46	138.775	192.150	38,46
NIGERIA	75.000	26.424	-64,77	30.375	75.675	149,14
SENEGAL	0	13	--	0	442	--
GAMBIA	0	9.101	--	0	26.892	--
SOUTH AFRICA	28.364	332.516	1.072,32	20.536	217.071	957,03
MAURITIUS	653	19	-97,09	3.504	85	-97,57
AUSTRALIA	125.177	65.944	-47,32	270.655	362.333	33,87
NEW ZEALAND	26.063	17.236	-33,87	15.694	11.099	-29,28
GUAM	25	0	-100,00	76	0	-100,00
NEW CALEDONIA	0	152	--	0	1.577	--
NORTHERN MARIANA ISLANDS	0	1.680	--	0	2.499	--
VANUATU	535	0	-100,00	221	0	-100,00
WALLIS AND FUTUNA ISLANDS	143	0	-100,00	159	0	-100,00
SAMOA	0	105	--	0	320	--
EAST TIMOR	1.110	257.805	23.125,68	1.808	167.214	9.148,56
UNITED STATES	1.937.870	10.156.669	424,12	3.172.664	8.199.890	158,45
CANADA	54.708	36.851	-32,64	315.748	262.702	-16,80
MEXICO	555	2.577	364,32	373	3.081	726,01
SURINAME	231	58	-74,89	3.297	524	-84,11
CHILE	3.000	0	-100,00	3.750	0	-100,00
VENEZUELA	0	19.000	--	0	13.017	--
ARGENTINA	186	3.734	1.907,53	350	5.365	1.432,86
BRAZIL	3.761	43.546	1.057,83	4.655	92.317	1.883,18
COLOMBIA	6.000	6.000	0,00	30.000	30.000	0,00
URUGUAY	8	0	-100,00	31	0	-100,00
PERU	86	31	-63,95	252	168	-33,33
BAHAMAS	4.787	0	-100,00	1.875	0	-100,00
JAMAICA	5.945	0	-100,00	2.260	0	-100,00
PUERTO RICO	1	0	-100,00	2	0	-100,00
DOMINICAN REPUBLIC	162	0	-100,00	472	0	-100,00
COSTA RICA	0	36.014	--	0	26.402	--
BARBADOS	42	0	-100,00	28	0	-100,00
FRENCH POLYNESIA	40	12	-70,00	306	44	-85,62
GRENADA	0	1.000	--	0	150	--
MARTINIQUE	37	17.998	48.543,24	223	12.438	5.477,58
NETHERLANDS ANTILLES	11.772	0	-100,00	5.186	0	-100,00

TABEL 5. PERKEMBANGAN EKSPOR INDONESIA MENURUT KOMODITI DAN NEGARA TUJUAN

JENIS BARANG	BERAT BERSIH (KG)		PERUB	NILAI FOB (US \$)		PERUB
	JAN-JUL 2006	JAN-JUL 2007	%	JAN-JUL 2006	JAN-JUL 2007	%
(1)	(2)	(3)	(4)	(5)	(6)	(7)
GUADELOUPE	50	0	-100,00	128	0	-100,00
UNITED KINGDOM	126.532	95.188	-24,77	267.021	362.163	35,63
NETHERLANDS	624.300	621.055	-0,52	1.797.406	1.191.442	-33,71
FRANCE	226.102	88.816	-60,72	673.379	81.260	-87,93
GERMANY, FED. REP. OF	672.996	263.734	-60,81	876.626	537.861	-38,64
AUSTRIA	936	376	-59,83	6.954	1.961	-71,80
BELGIUM	31.762	4.300	-86,46	41.171	20.805	-49,47
SWITZERLAND	7.550	556	-92,64	14.422	7.971	-44,73
DENMARK	254.691	489.010	92,00	1.290.697	2.633.367	104,03
NORWAY	2.827	0	-100,00	5.554	0	-100,00
SWEDEN	5.747	1.154	-79,92	9.314	2.757	-70,40
FINLAND	3.011	2.000	-33,58	26.863	28.309	5,38
IRELAND	12.250	0	-100,00	26.756	0	-100,00
ITALY	198.666	273.895	37,87	418.328	710.370	69,81
SPAIN	48.743	159.203	226,62	176.169	705.461	300,45
PORTUGAL	3.279	20.376	521,41	5.939	13.757	131,64
GREECE	38.178	3.330	-91,28	22.159	13.433	-39,38
HUNGARY	4.322	30	-99,31	34.625	1.073	-96,90
POLAND	33.729	367	-98,91	53.104	363	-99,32
ROMANIA	385	0	-100,00	1.089	0	-100,00
BULGARIA	0	31.233	--	0	17.817	--
UKRAINE	2.184	686	-68,59	2.642	170.071	6.337,21
LITHUANIA	2.638	2.492	-5,53	6.350	12.220	92,44
LATVIA	0	28.821	--	0	21.183	--
ESTONIA	368.733	2.368.740	542,40	216.615	1.482.746	584,51
CROATIA	345	0	-100,00	1.246	0	-100,00
MALTA	97	0	-100,00	332	0	-100,00
SLOVENIA	0	37.499	--	0	25.364	--
CZECH REPUBLIC	3.719	1.729	-53,51	10.582	10.218	-3,44
RUSSIA FEDERATION	22.435	4.246	-81,07	15.643	458.023	2.827,97
-KAYU LAPIS	1.153.201.069	1.017.115.103	-11,80	766.248.321	904.397.209	18,03
JAPAN	428.401.879	438.115.298	2,27	333.409.492	419.984.596	25,97
HONG KONG	11.484.938	7.194.494	-37,36	7.089.385	5.594.988	-21,08
KOREA, REPUBLIC OF	117.313.314	62.354.989	-46,85	36.266.377	47.400.406	30,70
TAIWAN	53.176.138	87.559.229	64,66	26.731.469	52.570.837	96,66
CHINA	105.539.751	74.444.386	-29,46	62.121.447	45.856.329	-26,18
THAILAND	1.554.373	3.442.947	121,50	818.231	2.261.356	176,37
SINGAPORE	11.205.063	10.462.136	-6,63	7.869.872	7.669.567	-2,55
PHILIPPINES	16.603	226.121	1.261,93	9.280	176.721	1.804,32
MALAYSIA	1.393.895	12.064.688	765,54	944.048	9.526.067	909,07
VIET NAM	128.546	1.167.225	808,02	83.555	735.312	780,03
MALDIVES	4.465	22.326	400,02	5.270	27.500	421,82
INDIA	2.134.864	62.808	-97,06	1.281.818	65.201	-94,91
PAKISTAN	48.996	0	-100,00	22.605	0	-100,00
SRI LANKA	14.000	0	-100,00	7.140	0	-100,00
IRAQ	46.368	0	-100,00	27.606	0	-100,00
IRAN (ISLAMIC REPUBLIC OF)	1.168.322	50.490	-95,68	852.044	59.047	-93,07
SAUDI ARABIA	93.271.939	33.535.526	-64,05	56.491.258	28.185.960	-50,11
KUWAIT	11.956.150	7.260.475	-39,27	8.886.687	6.807.107	-23,40
JORDAN	18.426.009	13.202.080	-28,35	12.832.418	10.441.695	-18,63
LEBANON	2.134.232	2.186.678	2,46	1.388.381	1.802.756	29,85
YEMEN	2.860.092	780.966	-72,69	1.394.632	545.699	-60,87
OMAN	7.625.444	2.542.901	-66,65	4.798.702	2.389.109	-50,21
SYRIA ARAB REPUBLIC	185.311	531.659	186,90	106.105	368.163	246,98
TURKEY	6.327.660	7.681.282	21,39	3.656.212	4.422.531	20,96
UNITED ARAB EMIRATES	68.468.489	58.394.042	-14,71	42.451.308	49.907.255	17,56
QATAR	12.638.510	11.524.216	-8,82	8.332.966	10.161.645	21,95
BAHRAIN	2.092.578	2.500.460	19,49	1.299.368	1.939.588	49,27
EGYPT	7.372.324	8.467.367	14,85	4.201.784	6.669.090	58,72
LIBYAN ARAB JAMAHIRIYA	465.677	44.000	-90,55	258.972	30.542	-88,21
MOROCCO	518.174	1.311.212	153,04	332.865	1.253.869	276,69
ALGERIA	5.565.681	15.252.666	174,05	3.255.841	11.956.354	267,23
REUNION	0	9.537	--	0	12.501	--
ANGOLA	27.916	226.461	711,22	13.168	163.309	1.140,20
CAMEROON	102.210	0	-100,00	71.640	0	-100,00
COTE D'IVOIRE	0	18.379	--	0	14.598	--
SOUTH AFRICA	45.096	431.205	856,19	25.542	427.334	1.573,06
MAURITIUS	38.074	0	-100,00	26.353	0	-100,00
AUSTRALIA	12.736.599	11.270.493	-11,51	11.630.873	14.020.586	20,55
NEW ZEALAND	144.160	412.507	186,15	149.503	448.909	200,27
NEW CALEDONIA	0	19.379	--	0	13.218	--
UNITED STATES	100.333.539	61.833.903	-38,37	76.832.372	61.373.746	-20,12
CANADA	2.608.246	3.229.360	23,81	2.024.507	3.462.241	71,02
MEXICO	5.981.589	2.506.695	-58,09	3.893.391	2.313.533	-40,58
GUATEMALA	19.840	0	-100,00	24.800	0	-100,00
NICARAGUA	0	181.120	--	0	255.403	--
CURACAO	64.320	0	-100,00	35.449	0	-100,00

TABEL 5. PERKEMBANGAN EKSPOR INDONESIA MENURUT KOMODITI DAN NEGARA TUJUAN

JENIS BARANG	BERAT BERSIH (KG)		PERUB	NILAI FOB (US \$)		PERUB
	JAN-JUL 2006	JAN-JUL 2007	%	JAN-JUL 2006	JAN-JUL 2007	%
(1)	(2)	(3)	(4)	(5)	(6)	(7)
BRAZIL	162.608	0	-100,00	105.383	0	-100,00
TRINIDAD AND TOBAGO	76.211	0	-100,00	56.089	0	-100,00
JAMAICA	250.907	75.868	-69,76	201.795	75.811	-62,43
PUERTO RICO	145.970	197.984	35,63	144.136	231.615	60,69
BELIZE	12.400	0	-100,00	12.400	0	-100,00
COSTA RICA	0	46.823	--	0	131.848	--
ANTIGUA AND BARBUDA	12.400	0	-100,00	13.392	0	-100,00
FRENCH POLYNESIA	0	28.943	--	0	25.610	--
UNITED KINGDOM	9.975.676	9.130.225	-8,48	6.851.990	10.450.560	52,52
NETHERLANDS	14.043.589	11.132.392	-20,73	10.765.300	16.099.840	49,55
FRANCE	820.841	2.576.622	213,90	589.957	2.996.505	407,92
GERMANY, FED. REP. OF	10.020.727	23.492.628	134,44	8.738.111	31.547.697	261,04
BELGIUM	17.511.184	18.551.201	5,94	13.459.285	18.402.087	36,72
LUXEMBOURG	0	10.368	--	0	17.280	--
DENMARK	31.488	557.806	1.671,49	30.008	738.732	2.361,78
NORWAY	470.017	193.028	-58,93	392.319	265.419	-32,35
SWEDEN	439.009	762.139	73,60	330.213	752.404	127,85
FINLAND	0	39.099	--	0	70.775	--
IRELAND	0	88.903	--	0	115.193	--
ITALY	3.408.580	4.850.456	42,30	2.455.798	6.878.960	180,11
SPAIN	0	354.806	--	0	419.454	--
PORTUGAL	34.881	0	-100,00	47.354	0	-100,00
GREECE	11.145	304.553	2.632,64	7.574	473.175	6.147,36
ANDORRA	35.162	0	-100,00	23.106	0	-100,00
POLAND	0	1.937.288	--	0	2.940.906	--
ROMANIA	0	160.346	--	0	267.967	--
BULGARIA	0	50.142	--	0	98.438	--
UKRAINE	16.200	49.425	205,09	11.893	78.508	560,12
LATVIA	12.402	0	-100,00	14.898	0	-100,00
MALTA	23.268	0	-100,00	18.430	0	-100,00
RUSSIA FEDERATION	45.030	2.352	-94,78	24.154	3.757	-84,45
-KAYU GERGAJIAN	262.450.302	124.427.384	-52,59	211.995.336	118.524.311	-44,09
JAPAN	55.239.414	30.439.561	-44,90	57.057.009	34.681.260	-39,22
HONG KONG	964.059	1.214.273	25,95	571.995	573.536	0,27
KOREA, DEMOCRATIC PEOPLE'S REPL	21.512	0	-100,00	19.048	0	-100,00
KOREA, REPUBLIC OF	23.644.141	13.928.490	-41,09	17.839.635	11.070.320	-37,95
TAIWAN	55.678.345	17.863.321	-67,92	28.133.845	10.310.978	-63,35
CHINA	38.692.395	14.973.489	-61,30	16.803.426	7.734.309	-53,97
MACAU	7.234	0	-100,00	9.159	0	-100,00
THAILAND	254.918	53.925	-78,85	290.540	56.877	-80,42
SINGAPORE	4.235.650	1.903.595	-55,06	2.756.003	1.450.587	-47,37
PHILIPPINES	31.744	4.108	-87,06	31.006	7.263	-76,58
MALAYSIA	8.687.653	3.106.474	-64,24	4.795.250	2.113.703	-55,92
VIET NAM	4.372.733	4.455.185	1,89	1.690.564	2.121.299	25,48
INDIA	73.800	8.680	-88,24	52.610	15.592	-70,36
SRI LANKA	5.361	46.640	769,99	5.400	39.640	634,07
SAUDI ARABIA	498.625	2.094.788	320,11	419.560	1.907.208	354,57
KUWAIT	1.420.568	726.042	-48,89	1.122.502	642.179	-42,79
JORDAN	3.978.031	686.201	-82,75	3.494.079	675.810	-80,66
LEBANON	1.100.017	0	-100,00	765.310	0	-100,00
TURKEY	9.047	23.383	158,46	21.243	50.286	136,72
UNITED ARAB EMIRATES	123.167	81.448	-33,87	321.402	82.181	-74,43
QATAR	61.776	62.370	0,96	50.332	51.648	2,61
BAHRAIN	222.045	0	-100,00	152.358	0	-100,00
EGYPT	2.382.348	808.606	-66,06	1.407.772	733.879	-47,87
LIBYAN ARAB JAMAHIRIYA	646.662	0	-100,00	594.040	0	-100,00
ALGERIA	0	152.531	--	0	148.530	--
REUNION	0	9.537	--	0	13.003	--
SOUTH AFRICA	1.654.868	1.113.571	-32,71	1.850.225	1.204.614	-34,89
MAURITIUS	733	17.564	2.296,18	327	9.267	2.733,94
AUSTRALIA	2.844.246	1.636.033	-42,48	2.973.465	1.908.690	-35,81
NEW ZEALAND	184.424	247.909	34,42	112.673	128.808	14,32
NEW CALEDONIA	0	9.370	--	0	14.509	--
TOKELAU	12.269	0	-100,00	8.256	0	-100,00
UNITED STATES	3.955.137	4.814.400	21,73	3.816.905	2.875.482	-24,66
CANADA	384.200	98.240	-74,43	385.179	104.968	-72,75
MEXICO	0	896	--	0	861	--
GUATEMALA	238.284	0	-100,00	106.876	0	-100,00
VENEZUELA	34.189	0	-100,00	26.342	0	-100,00
TRINIDAD AND TOBAGO	0	307.014	--	0	131.172	--
COSTA RICA	0	23.163	--	0	64.221	--
FRENCH POLYNESIA	39.067	1.475	-96,22	25.907	2.823	-89,10
NETHERLANDS ANTILLES	48.964	6.251	-87,23	89.490	10.197	-88,61
TURKS AND CAICOS ISLANDS	0	19.646	--	0	13.576	--
GUADELOUPE	10.550	0	-100,00	16.182	0	-100,00
UNITED KINGDOM	503.857	1.024.780	103,39	874.081	2.229.508	155,07
NETHERLANDS	14.417.794	8.033.088	-44,28	17.948.049	11.854.273	-33,95

TABEL 5. PERKEMBANGAN EKSPOR INDONESIA MENURUT KOMODITI DAN NEGARA TUJUAN

JENIS BARANG	BERAT BERSIH (KG)		PERUB	NILAI FOB (US \$)		PERUB
	JAN-JUL 2006	JAN-JUL 2007	%	JAN-JUL 2006	JAN-JUL 2007	%
(1)	(2)	(3)	(4)	(5)	(6)	(7)
FRANCE	1.289.252	826.106	-35,92	1.577.144	1.252.403	-20,59
GERMANY, FED. REP. OF	21.570.473	8.062.487	-62,62	28.556.239	13.652.998	-52,19
AUSTRIA	0	17.312	--	0	16.591	--
BELGIUM	3.148.070	868.062	-72,43	3.570.836	1.267.156	-64,51
SWITZERLAND	11.913	0	-100,00	8.934	0	-100,00
DENMARK	357.425	202.415	-43,37	455.596	338.406	-25,72
NORWAY	0	15.439	--	0	28.559	--
SWEDEN	80.100	81.376	1,59	75.882	108.973	43,61
FINLAND	18.328	122.749	569,73	24.284	142.893	488,42
IRELAND	37.061	8.468	-77,15	88.611	26.148	-70,49
ITALY	6.568.135	2.441.125	-62,83	7.139.277	4.151.274	-41,85
SPAIN	267.706	139.355	-47,94	406.671	191.383	-52,94
PORTUGAL	13.267	0	-100,00	19.681	0	-100,00
GREECE	158.925	151.373	-4,75	212.422	273.951	28,97
POLAND	2.116.721	1.391.431	-34,26	3.110.114	1.892.359	-39,15
ROMANIA	0	32.824	--	0	53.851	--
AZERBAIJAN	0	2.190	--	0	3.113	--
UKRAINE	15.742	20.000	27,05	8.631	38.997	351,82
SLOVENIA	83.457	32.571	-60,97	74.378	42.194	-43,27
RUSSIA FEDERATION	33.900	16.054	-52,64	28.591	10.005	-65,01
-KAYU OLAHAN LAIN	1.136.632.085	1.020.564.394	-10,21	822.124.964	835.768.514	1,66
JAPAN	217.848.488	87.501.012	-59,83	92.127.979	88.924.099	-3,48
HONG KONG	21.270.048	11.556.398	-45,67	11.749.045	9.675.960	-17,64
KOREA, DEMOCRATIC PEOPLE'S REPL	45	0	-100,00	195	0	-100,00
KOREA, REPUBLIC OF	57.388.070	92.250.074	60,75	40.494.083	42.700.441	5,45
TAIWAN	52.203.059	50.772.722	-2,74	19.505.366	19.279.202	-1,16
CHINA	261.470.367	309.693.912	18,44	79.135.538	57.732.340	-27,05
MACAU	504	37.433	7.327,18	2.246	52.190	2.223,69
PAPUA NEW GUINEA	0	3.531	--	0	10.895	--
THAILAND	1.447.821	1.523.870	5,25	1.027.574	1.107.024	7,73
SINGAPORE	23.473.554	14.706.651	-37,35	15.972.018	11.962.457	-25,10
PHILIPPINES	9.248.077	4.627.921	-49,96	2.290.598	966.646	-57,80
MALAYSIA	28.441.323	17.756.901	-37,57	11.202.494	10.344.954	-7,65
CAMBODIA	7.550	1.910	-74,70	21.214	6.558	-69,09
BRUNEI DARUSSALAM	132.897	245.866	85,00	121.805	242.304	98,93
NEPAL	86	0	-100,00	1.065	0	-100,00
VIET NAM	19.711.918	13.512.872	-31,45	5.970.420	4.711.717	-21,08
MALDIVES	336.334	238.791	-29,00	894.090	1.140.821	27,60
INDIA	8.649.655	2.484.946	-71,27	5.581.186	1.873.225	-66,44
PAKISTAN	1.315.043	760.704	-42,15	1.064.187	508.588	-52,21
BANGLADESH	46.037	26.910	-41,55	10.325	22.890	121,69
SRI LANKA	286.479	142.210	-50,36	348.015	130.778	-62,42
IRAQ	0	104.457	--	0	42.789	--
IRAN (ISLAMIC REPUBLIC OF)	270.918	477.480	76,25	239.179	464.832	94,34
SAUDI ARABIA	20.095.374	9.304.503	-53,70	5.088.390	3.228.205	-36,56
ISRAEL	0	958	--	0	1.916	--
KUWAIT	3.295.143	3.464.983	5,15	979.193	1.686.304	72,21
JORDAN	731.309	1.247.296	70,56	309.006	566.460	83,32
LEBANON	86.801	124.437	43,36	186.502	146.951	-21,21
YEMEN	2.735.166	662.396	-75,78	730.348	340.024	-53,44
OMAN	56.571	44.561	-21,23	59.890	21.810	-63,58
SYRIA ARAB REPUBLIC	10.355.819	3.647.247	-64,78	1.394.673	591.662	-57,58
TURKEY	2.670.204	4.691.160	75,69	3.294.629	5.740.910	74,25
UNITED ARAB EMIRATES	13.092.870	12.716.010	-2,88	4.965.304	6.417.783	29,25
QATAR	1.535.881	1.223.091	-20,37	564.282	452.963	-19,73
BAHRAIN	456.050	700.630	53,63	181.716	342.772	88,63
CYPRUS	150.614	126.221	-16,20	280.343	262.299	-6,44
EGYPT	7.915.157	14.594.502	84,39	1.219.011	3.203.096	162,76
LIBYAN ARAB JAMAHIRIYA	46.969	85.713	82,49	42.220	106.925	153,26
MOROCCO	30.756	66.252	115,41	59.205	106.778	80,35
TUNISIA	32.628	844.966	2.489,70	74.512	676.603	808,05
ALGERIA	650.725	515	-99,92	199.213	988	-99,50
SUDAN	45.411	717	-98,42	100.305	1.074	-98,93
ERITREA	0	14.137	--	0	24.004	--
NAMIBIA	4.149	248	-94,02	10.021	744	-92,58
ETHIOPIA	0	10.478	--	0	35.071	--
TANZANIA, UNITED REPUBLIC OF	2.106	14.819	603,66	6.926	30.226	336,41
MADAGASCAR	18.603	12.489	-32,87	28.583	10.960	-61,66
SOMALIA	16.157	0	-100,00	50.505	0	-100,00
KENYA	635	22.141	3.386,77	953	42.602	4.370,30
REUNION	190.426	330.780	73,71	243.290	476.192	95,73
MOZAMBIQUE	11.568	20.733	79,23	5.087	10.586	108,10
TOGO	8.400	9.240	10,00	14.280	17.160	20,17
GHANA	4.943	961	-80,56	6.045	2.288	-62,15
ANGOLA	0	6.013	--	0	5.332	--
CONGO	26	0	-100,00	472	0	-100,00
NIGERIA	7.120	0	-100,00	12.936	0	-100,00

TABEL 5. PERKEMBANGAN EKSPOR INDONESIA MENURUT KOMODITI DAN NEGARA TUJUAN

JENIS BARANG	BERAT BERSIH (KG)		PERUB	NILAI FOB (US \$)		PERUB
	JAN-JUL 2006	JAN-JUL 2007	%	JAN-JUL 2006	JAN-JUL 2007	%
(1)	(2)	(3)	(4)	(5)	(6)	(7)
GABON	985	3.895	295,43	2.358	7.220	206,19
COTE D'IVOIRE	686	16.612	2.321,57	631	23.939	3.693,82
SENEGAL	1.506	15.024	897,61	3.266	15.154	363,99
MALI	0	560	--	0	1.116	--
BENIN	0	1.114	--	0	2.288	--
BURKINA FASO	0	1.114	--	0	2.288	--
GAMBIA	0	1.114	--	0	2.288	--
U.S. VIRGIN ISLANDS	4.400	5.480	24,55	12.304	14.295	16,18
SEYCHELLES	111.490	56.045	-49,73	191.289	199.614	4,35
SOUTH AFRICA	9.141.060	7.363.412	-19,45	8.715.682	8.122.468	-6,81
MAURITIUS	153.145	121.255	-20,82	167.348	201.970	20,69
VIRGIN ISLANDS (BRITISH)	18.107	7.806	-56,89	11.030	25.673	132,76
AUSTRALIA	51.951.433	68.536.424	31,92	55.542.698	79.722.138	43,53
NEW ZEALAND	6.730.273	8.290.714	23,19	6.029.328	8.672.386	43,84
MICRONESIA, FEDERATED STATES OF	3.074	0	-100,00	6.916	0	-100,00
GUAM	75.017	68.830	-8,25	212.891	150.923	-29,11
PALAU	4.124	661	-83,97	5.970	3.210	-46,23
NEW CALEDONIA	455.827	459.776	0,87	638.136	689.027	7,97
NORTHERN MARIANA ISLANDS	13.769	7.716	-43,96	22.109	24.605	11,29
SAINT VINCENT AND THE GRENADINES	16.973	29.100	71,45	8.115	21.971	170,75
VANUATU	45.451	13.885	-69,45	35.732	14.971	-58,10
WALLIS AND FUTUNA ISLANDS	22.594	9.400	-58,40	27.600	15.888	-42,43
AMERICAN SAMOA	280	0	-100,00	222	0	-100,00
COOK ISLANDS	2.261	29.624	1.210,22	13.750	90.092	555,21
FIJI	85.902	128.484	49,57	152.243	147.515	-3,11
MARSHALL ISLANDS	0	2	--	0	76	--
SAMOA	785	947	20,64	3.897	2.706	-30,56
TONGA	294	371	26,19	3.000	458	-84,73
CHRISTMAS ISLANDS	2.060	0	-100,00	5.669	0	-100,00
EAST TIMOR	26.158	55.830	113,43	46.435	80.810	74,03
UNITED STATES	72.311.607	64.624.193	-10,63	148.137.049	142.159.884	-4,03
CANADA	5.324.126	4.132.669	-22,38	9.269.943	7.851.603	-15,30
MEXICO	858.157	1.026.824	19,65	2.113.717	2.750.599	30,13
HONDURAS	10.990	33.149	201,63	4.225	24.909	489,56
NICARAGUA	2.633	1.403	-46,71	1.520	1.052	-30,79
PANAMA	97.693	26.667	-72,70	79.643	54.061	-32,12
CUBA	4.909	0	-100,00	2.319	0	-100,00
SURINAME	1.159	0	-100,00	5.468	0	-100,00
CHILE	243.912	244.054	0,06	437.857	454.406	3,78
VENEZUELA	92.915	65.325	-29,69	149.561	175.649	17,44
ARGENTINA	86.540	237.188	174,08	139.208	467.330	235,71
BRAZIL	249.641	281.001	12,56	412.472	630.252	52,80
COLOMBIA	122.638	199.455	62,64	232.839	352.500	51,39
BOLIVIA	124	192	54,84	282	314	11,35
URUGUAY	13.695	8.897	-35,03	23.820	29.969	25,81
ECUADOR	9.353	5.709	-38,96	8.356	5.878	-29,66
PERU	5.222	1.358	-73,99	10.770	5.380	-50,05
TRINIDAD AND TOBAGO	805	433	-46,21	1.275	895	-29,80
BAHAMAS	23.585	35.452	50,32	28.478	107.498	277,48
JAMAICA	103.302	98.941	-4,22	203.884	209.774	2,89
PUERTO RICO	132.228	38.229	-71,09	278.212	92.699	-66,68
BELIZE	9.863	1.790	-81,85	24.481	15.224	-37,81
DOMINICAN REPUBLIC	104.836	103.016	-1,74	117.854	187.788	59,34
EL SALVADOR	8.723	2.792	-67,99	16.722	5.559	-66,76
COSTA RICA	114.650	98.204	-14,34	90.481	134.047	48,15
HAITI	839	0	-100,00	570	0	-100,00
BARBADOS	12.458	4.384	-64,81	10.850	4.769	-56,05
ANTIGUA AND BARBUDA	73.248	8.905	-87,84	227.705	36.687	-83,89
ANGUILLA	2.101	14.668	598,14	823	46.283	5.523,69
ARUBA	15.467	32.999	113,35	24.952	51.791	107,56
BERMUDA	4.671	13.892	197,41	31.141	37.466	20,31
CAYMAN ISLANDS	42	2.149	5.016,67	235	1.537	554,04
DOMINICA	0	1.053	--	0	2.036	--
FALKLAND ISLANDS (MALVINAS)	14.508	3.572	-75,38	16.646	4.662	-71,99
FRENCH GUIANA	21.533	15.882	-26,24	41.430	29.082	-29,80
FRENCH POLYNESIA	375.545	209.183	-44,30	433.309	314.178	-27,49
GRENADA	0	12.595	--	0	16.143	--
MARTINIQUE	18.796	30.298	61,19	57.614	70.544	22,44
NETHERLANDS ANTILLES	84.939	191.991	126,03	126.302	573.318	353,93
NORFOLK ISLANDS	3.049	0	-100,00	4.229	0	-100,00
SAINT LUCIA	1.825	2.817	54,36	2.595	2.891	11,41
TURKS AND CAICOS ISLANDS	479.393	505.587	5,46	427.770	539.041	26,01
GUADELOUPE	78.625	41.741	-46,91	132.900	228.919	72,25
SAINT KITTS AND NEVIS	6.014	15.000	149,42	9.585	2.180	-77,26
UNITED KINGDOM	24.602.698	24.254.511	-1,42	39.711.952	45.565.854	14,74
NETHERLANDS	62.067.166	55.292.681	-10,91	68.544.512	72.218.743	5,36
FRANCE	16.228.996	14.299.580	-11,89	21.935.349	22.873.406	4,28
GERMANY, FED. REP. OF	40.356.017	33.978.769	-15,80	46.777.732	49.366.313	5,53

TABEL 5. PERKEMBANGAN EKSPOR INDONESIA MENURUT KOMODITI DAN NEGARA TUJUAN

JENIS BARANG	BERAT BERSIH (KG)		PERUB	NILAI FOB (US \$)		PERUB
	JAN-JUL 2006	JAN-JUL 2007	%	JAN-JUL 2006	JAN-JUL 2007	%
(1)	(2)	(3)	(4)	(5)	(6)	(7)
AUSTRIA	225.884	190.635	-15,60	607.651	465.573	-23,38
BELGIUM	28.000.912	20.774.637	-25,81	26.647.176	24.397.041	-8,44
SWITZERLAND	358.388	235.683	-34,24	505.542	543.105	7,43
LUXEMBOURG	20	50.318	251.490,00	257	49.925	19.326,07
DENMARK	6.730.658	5.640.652	-16,19	10.049.946	8.406.261	-16,36
NORWAY	3.917.487	4.114.971	5,04	7.654.415	8.307.285	8,53
SWEDEN	1.590.710	1.472.145	-7,45	2.640.790	2.651.257	0,40
FINLAND	1.642.684	1.807.789	10,05	2.351.362	3.099.818	31,83
IRELAND	2.103.709	1.950.373	-7,29	4.251.398	4.066.787	-4,34
ITALY	12.330.674	11.711.576	-5,02	20.734.882	22.195.090	7,04
SPAIN	5.881.328	7.243.882	23,17	10.387.305	13.667.145	31,58
PORTUGAL	1.809.718	2.041.815	12,83	3.267.225	3.920.136	19,98
ICELAND	24.452	26.240	7,31	28.981	54.738	88,88
MONTSERRAT	7.425	0	-100,00	28.463	0	-100,00
GREECE	1.481.610	2.212.657	49,34	2.085.357	2.941.734	41,07
VATICAN CITY STATE (HOLY SEE)	0	4.357	--	0	1.810	--
HUNGARY	172.448	166.984	-3,17	266.824	457.475	71,45
POLAND	5.383.409	8.473.395	57,40	5.638.437	9.962.617	76,69
ROMANIA	56.275	60.065	6,73	66.627	100.296	50,53
BULGARIA	158.551	401.916	153,49	221.864	632.705	185,18
YUGOSLAVIA	39.987	40.185	0,50	63.072	72.709	15,28
ALBANIA	224	2.264	910,71	1.260	1.289	2,30
AZERBAIJAN	0	68.321	--	0	71.747	--
BELARUS	0	4.786	--	0	15.369	--
KAZAKHSTAN	127.385	190.219	49,33	147.371	296.067	100,90
TAJKISTAN	16.675	0	-100,00	10.661	0	-100,00
UKRAINE	474.776	583.781	22,96	590.750	879.897	48,95
LITHUANIA	626.569	75.005	-88,03	736.916	181.284	-75,40
LATVIA	366.670	529.167	44,32	438.000	697.204	59,18
ESTONIA	35.296	341.441	867,36	52.724	485.806	821,41
GEORGIA	735	34.779	4.631,84	3.470	43.716	1.159,83
CROATIA	483.925	390.553	-19,29	613.009	934.915	52,51
BOSNIA AND HERZEGOVINA	0	806	--	0	2.037	--
MALTA	34.462	75.989	120,50	51.080	127.814	150,22
SLOVAKIA	48.719	30.750	-36,88	54.912	56.311	2,55
SLOVENIA	246.144	145.397	-40,93	313.956	304.880	-2,89
CZECH REPUBLIC	209.917	302.712	44,21	309.520	1.055.395	240,98
RUSSIA FEDERATION	999.515	1.328.988	32,96	1.270.043	2.211.676	74,14
-TIMAH	77.040.906	47.656.413	-38,14	557.832.704	603.411.375	8,17
JAPAN	7.388.704	634.713	-91,41	50.480.074	5.850.856	-88,41
HONG KONG	1.889.495	129.557	-93,14	13.923.091	1.258.695	-90,96
KOREA, REPUBLIC OF	354.051	299.602	-15,38	2.590.586	3.727.513	43,89
TAIWAN	2.779.310	277.320	-90,02	14.732.819	1.165.694	-92,09
CHINA	790.879	156.272	-80,24	5.475.506	592.089	-89,19
THAILAND	10.121.001	0	-100,00	69.643.141	0	-100,00
SINGAPORE	48.157.561	45.495.479	-5,53	365.804.292	587.404.951	60,58
PHILIPPINES	26.099	0	-100,00	169.910	0	-100,00
MALAYSIA	3.246.079	166.570	-94,87	21.411.214	2.396.210	-88,81
VIET NAM	605.643	1.392	-99,77	4.301.924	3.375	-99,92
INDIA	254.464	20.316	-92,02	1.597.476	274.266	-82,83
PAKISTAN	7.717	0	-100,00	57.600	0	-100,00
BANGLADESH	217.800	237.873	9,22	33.759	47.941	42,01
UNITED ARAB EMIRATES	619	0	-100,00	4.550	0	-100,00
AUSTRALIA	75.763	65.421	-13,65	339.130	204.954	-39,56
UNITED STATES	719.690	108.343	-84,95	5.023.515	262.582	-94,77
EL SALVADOR	100.000	0	-100,00	650.000	0	-100,00
NETHERLANDS	50.681	0	-100,00	299.526	0	-100,00
FRANCE	0	413	--	0	270	--
GERMANY, FED. REP. OF	90.067	63.082	-29,96	184.097	215.229	16,91
SWITZERLAND	140.000	0	-100,00	910.000	0	-100,00
NORWAY	0	60	--	0	6.750	--
ITALY	25.283	0	-100,00	200.494	0	-100,00
-ALUMINIUM	190.855.745	176.368.908	-7,59	505.315.364	532.776.220	5,43
JAPAN	114.596.750	101.953.266	-11,03	271.375.149	279.974.254	3,17
HONG KONG	1.886.234	755.908	-59,93	5.230.562	2.578.639	-50,70
KOREA, REPUBLIC OF	3.522.146	3.324.052	-5,62	7.046.297	4.839.052	-31,32
TAIWAN	3.593.234	1.852.555	-48,44	10.202.141	6.524.416	-36,05
CHINA	2.203.410	1.480.292	-32,82	5.412.138	5.516.411	1,93
PAPUA NEW GUINEA	380.184	443.852	16,75	1.307.676	1.569.600	20,03
THAILAND	5.164.318	4.040.315	-21,76	17.910.782	15.031.817	-16,07
SINGAPORE	7.391.152	10.565.591	42,95	21.829.729	35.017.730	60,41
PHILIPPINES	5.642.434	5.794.573	2,70	17.669.761	19.100.505	8,10
MALAYSIA	10.199.254	7.913.509	-22,41	28.584.536	26.534.250	-7,17
MYANMAR (FORM. BURMA)	21.152	165.565	682,74	104.180	560.998	438,49
BRUNEI DARUSSALAM	88.148	154.427	75,19	259.390	586.253	126,01
NEPAL	172.556	0	-100,00	494.878	0	-100,00

TABEL 5. PERKEMBANGAN EKSPOR INDONESIA MENURUT KOMODITI DAN NEGARA TUJUAN

JENIS BARANG	BERAT BERSIH (KG)		PERUB	NILAI FOB (US \$)		PERUB
	JAN-JUL 2006	JAN-JUL 2007	%	JAN-JUL 2006	JAN-JUL 2007	%
	(1)	(2)	(3)	(4)	(5)	(6)
VIET NAM	812.032	993.298	22,32	3.716.909	4.178.218	12,41
MALDIVES	6.236	4.495	-27,92	28.644	9.194	-67,90
INDIA	699.788	795.386	13,66	2.604.332	3.076.754	18,14
PAKISTAN	48.398	41.486	-14,28	168.700	170.701	1,19
BANGLADESH	144.380	198.060	37,18	567.225	700.534	23,50
SRI LANKA	187.699	122.344	-34,82	535.721	659.458	23,10
IRAQ	0	7.975	--	0	47.909	--
IRAN (ISLAMIC REPUBLIC OF)	18.582	31.172	67,75	57.103	108.172	89,43
SAUDI ARABIA	261.671	198.534	-24,13	797.909	671.147	-15,89
KUWAIT	25.583	3.016	-88,21	48.798	5.744	-88,23
JORDAN	0	165	--	0	18	--
TURKEY	16.341	137.516	741,54	69.905	577.715	726,43
UNITED ARAB EMIRATES	154.508	108.670	-29,67	676.538	670.399	-0,91
QATAR	79.579	177	-99,78	278.836	753	-99,73
CYPRUS	67.764	0	-100,00	119.015	0	-100,00
EGYPT	0	1.349.829	--	0	4.686.363	--
MOROCCO	44.880	0	-100,00	166.849	0	-100,00
TUNISIA	8.926	0	-100,00	32.352	0	-100,00
SUDAN	974.523	22.813	-97,66	3.194.809	114.323	-96,42
ETHIOPIA	5.578.398	0	-100,00	15.519.894	0	-100,00
MADAGASCAR	11.594	46.656	302,42	37.450	143.432	283,00
KENYA	0	1.648	--	0	4.960	--
REUNION	10.340	25.772	149,25	28.390	83.782	195,11
MOZAMBIQUE	0	3.056	--	0	19.082	--
TOGO	24.888	0	-100,00	71.014	0	-100,00
GHANA	496	10.395	1.995,77	4.060	55.347	1.263,23
NIGERIA	1.173	987.573	84.092,07	4.975	1.428.589	28.615,36
COTE D'IVOIRE	42.029	20.242	-51,84	210.267	100.163	-52,36
SENEGAL	27.809	13.250	-52,35	86.668	57.875	-33,22
U.S. VIRGIN ISLANDS	0	20	--	0	34	--
SEYCHELLES	16.923	0	-100,00	72.464	0	-100,00
UGANDA	0	281.100	--	0	1.028.000	--
SOUTH AFRICA	87.862	195.235	122,21	326.091	858.440	163,25
MALAWI	0	22.324	--	0	125.456	--
MAURITIUS	411.947	357.497	-13,22	1.170.976	1.160.510	-0,89
AUSTRALIA	2.324.858	3.666.257	57,70	6.378.788	13.289.506	108,34
NEW ZEALAND	301.184	534.439	77,45	1.029.637	1.883.189	82,90
PALAU	1	0	-100,00	12	0	-100,00
NEW CALEDONIA	217.575	213.581	-1,84	576.946	653.283	13,23
VANUATU	288	4.819	1.573,26	342	39.564	11.468,42
FIJI	90.070	133.394	48,10	240.317	426.263	77,38
SOLOMON ISLANDS	275	0	-100,00	342	0	-100,00
EAST TIMOR	793	15	-98,11	1.117	42	-96,24
UNITED STATES	19.586.110	23.785.051	21,44	65.354.288	82.061.455	25,56
CANADA	1.387.261	1.852.467	33,53	4.534.666	7.210.291	59,00
MEXICO	3	0	-100,00	66	0	-100,00
PANAMA	0	913	--	0	9.716	--
CHILE	26.586	30.060	13,07	157.953	187.999	19,02
VENEZUELA	0	20	--	0	157	--
ARGENTINA	501	71	-85,83	6.113	70	-98,85
BRAZIL	2.200	2.310	5,00	10.900	8.218	-24,61
COLOMBIA	17.665	0	-100,00	55.115	0	-100,00
URUGUAY	35	0	-100,00	48	0	-100,00
ECUADOR	0	56	--	0	148	--
PERU	940	0	-100,00	7.748	0	-100,00
JAMAICA	0	1.357	--	0	112	--
PUERTO RICO	68.917	37.373	-45,77	205.645	122.250	-40,55
DOMINICAN REPUBLIC	2.755	3.245	17,79	25.508	32.812	28,63
EL SALVADOR	12.889	0	-100,00	40.168	0	-100,00
COSTA RICA	9	46	411,11	2	99	4.850,00
HAITI	5.258	0	-100,00	23.067	0	-100,00
ANTIGUA AND BARBUDA	8	0	-100,00	159	0	-100,00
FRENCH POLYNESIA	102	1.256	1.131,37	325	1.491	358,77
NETHERLANDS ANTILLES	0	8	--	0	273	--
GUADELOUPE	34	84	147,06	60	58	-3,33
UNITED KINGDOM	627.976	542.588	-13,60	2.965.776	2.696.640	-9,07
NETHERLANDS	112.163	90.189	-19,59	651.352	595.868	-8,52
FRANCE	190.943	277.961	45,57	1.097.153	1.509.098	37,55
GERMANY, FED. REP. OF	37.855	52.352	38,30	164.139	315.247	92,06
AUSTRIA	0	5.354	--	0	28.502	--
BELGIUM	298.491	108.510	-63,65	905.973	644.779	-28,83
SWITZERLAND	9.201	490	-94,67	16.623	1.007	-93,94
DENMARK	5.206	59.888	1.050,36	53.970	201.460	273,28
NORWAY	0	2.443	--	0	15.659	--
SWEDEN	2.200	74.345	3.279,32	6.250	185.516	2.868,26
FINLAND	1.145	0	-100,00	17.226	0	-100,00
IRELAND	1	104	10.300,00	15	63	320,00
ITALY	120.416	223.143	85,31	697.989	1.128.279	61,65

TABEL 5. PERKEMBANGAN EKSPOR INDONESIA MENURUT KOMODITI DAN NEGARA TUJUAN

JENIS BARANG	BERAT BERSIH (KG)		PERUB	NILAI FOB (US \$)		PERUB
	JAN-JUL 2006	JAN-JUL 2007	%	JAN-JUL 2006	JAN-JUL 2007	%
(1)	(2)	(3)	(4)	(5)	(6)	(7)
SPAIN	38.442	164.443	327,77	178.795	605.940	238,90
PORTUGAL	0	1.653	--	0	9.580	--
GREECE	3.239	131	-95,96	9.158	225	-97,54
DEMOCRATIC REPUBLIC OF THE CONG	0	14.359	--	0	55.351	--
HUNGARY	1.205	6.058	402,74	54.527	38.141	-30,05
ROMANIA	0	4.390	--	0	17.548	--
BULGARIA	1.562	234	-85,02	8.261	425	-94,86
YUGOSLAVIA	1	3.196	319.500,00	1	49.333	4.933.200,00
CROATIA	8.482	4.052	-52,23	32.235	24.692	-23,40
MALTA	2.332	0	-100,00	13.014	0	-100,00
SLOVAKIA	0	3	--	0	435	--
SLOVENIA	10.601	0	-100,00	37.494	0	-100,00
CZECH REPUBLIC	12.602	39.574	214,03	57.621	130.845	127,08
RUSSIA FEDERATION	700.044	3.017	-99,57	1.675.347	17.594	-98,95
-NIKEL	48.303.650	76.010.789	57,36	501.553.726	1.675.165.239	234,00
JAPAN	48.156.147	59.071.107	22,67	500.730.870	1.508.054.614	201,17
HONG KONG	0	23.230	--	0	89.209	--
KOREA, REPUBLIC OF	60	4.958.276	8.263.693,33	200	45.623.612	22.811.706,00
TAIWAN	0	2.970.197	--	0	29.077.039	--
CHINA	40.615	11.003	-72,91	155.477	48.033	-69,11
THAILAND	0	1	--	0	1.280	--
SINGAPORE	65.744	126.350	92,18	310.857	3.023.003	872,47
PHILIPPINES	0	971	--	0	13.960	--
MALAYSIA	357	8.957	2.408,96	6.628	42.749	544,98
VIET NAM	0	205	--	0	1.250	--
INDIA	3.075	0	-100,00	7.365	0	-100,00
PAKISTAN	607	958	57,83	35.095	56.640	61,39
BANGLADESH	0	92	--	0	5.520	--
SAUDI ARABIA	75	0	-100,00	20	0	-100,00
OMAN	0	581.454	--	0	3.474.471	--
AUSTRALIA	132	0	-100,00	330	0	-100,00
UNITED STATES	17.958	7.673	-57,27	99.650	892	-99,10
CANADA	11.454	0	-100,00	58.560	0	-100,00
UNITED KINGDOM	0	2.263	--	0	21.681	--
NETHERLANDS	7.418	8.197.068	110.402,40	144.475	85.277.511	58.925,79
GERMANY, FED. REP. OF	8	22	175,00	4.199	357	-91,50
BELGIUM	0	34.361	--	0	117.000	--
SWITZERLAND	0	61	--	0	99	--
SWEDEN	0	16.540	--	0	236.319	--
-BESI/BAJA	1.287.447.362	1.239.244.489	-3,74	1.102.037.014	1.319.453.690	19,73
JAPAN	38.107.668	58.540.587	53,62	61.877.565	104.696.764	69,20
HONG KONG	6.243.910	9.210.306	47,51	10.083.302	18.889.180	87,33
KOREA, DEMOCRATIC PEOPLE'S REPL	0	4.145	--	0	32.625	--
KOREA, REPUBLIC OF	32.773.696	19.019.402	-41,97	67.140.304	64.672.499	-3,68
TAIWAN	48.408.757	7.442.780	-84,63	44.959.793	36.276.652	-19,31
CHINA	66.544.011	117.323.077	76,31	52.890.027	34.147.622	-35,44
MACAU	0	48	--	0	820	--
PAPUA NEW GUINEA	3.007.306	8.554.158	184,45	4.034.993	9.877.335	144,79
THAILAND	34.467.267	13.371.486	-61,21	36.685.766	25.623.614	-30,15
SINGAPORE	242.864.992	279.835.249	15,22	215.929.457	306.588.648	41,99
PHILIPPINES	57.447.810	7.332.680	-87,24	21.013.787	11.086.873	-47,24
MALAYSIA	95.700.110	134.504.929	40,55	56.109.193	107.764.683	92,06
MYANMAR (FORM. BURMA)	3.318.943	1.924.836	-42,00	3.534.310	1.692.378	-52,12
CAMBODIA	912	103	-88,71	17.807	1.156	-93,51
BRUNEI DARUSSALAM	599.369	1.305.242	117,77	1.219.132	855.434	-29,83
LAO PEOPLE'S DEMOCRATIC REPUBLI	0	29.795	--	0	253.503	--
VIET NAM	49.405.816	68.549.278	38,75	39.397.529	72.240.566	83,36
MALDIVES	138.472	40.043	-71,08	322.585	64.161	-80,11
INDIA	95.869.186	67.052.282	-30,06	45.436.365	69.100.541	52,08
PAKISTAN	14.079.133	5.307.208	-62,30	8.744.411	5.169.551	-40,88
BANGLADESH	2.730.896	5.341.787	95,61	2.292.803	3.716.366	62,09
SRI LANKA	11.835.887	9.474.366	-19,95	5.820.148	6.087.811	4,60
IRAN (ISLAMIC REPUBLIC OF)	36.247.944	46.313.725	27,77	23.494.420	26.911.163	14,54
SAUDI ARABIA	16.721.945	17.851.929	6,76	10.903.021	15.144.174	38,90
KUWAIT	8.701.152	7.983.381	-8,25	6.148.770	12.600.399	104,93
JORDAN	600	296	-50,67	763	726	-4,85
LEBANON	25.725	23.298	-9,43	58.231	65.193	11,96
YEMEN	1.068.941	8.500.792	695,25	1.715.586	9.272.063	440,46
OMAN	85.759	118.408	38,07	359.492	436.782	21,50
SYRIA ARAB REPUBLIC	1.729.260	2.839.981	64,23	3.582.952	6.268.393	74,95
TURKEY	966.458	2.106.580	117,97	1.327.248	2.103.497	58,49
UNITED ARAB EMIRATES	43.588.072	38.575.109	-11,50	28.665.781	32.983.879	15,06
QATAR	13.895.157	14.828.099	6,71	20.267.187	44.079.786	117,49
BAHRAIN	7.196.414	134.557	-98,13	3.595.112	98.222	-97,27
CYPRUS	34.631	15.095	-56,41	76.057	49.572	-34,82
EGYPT	3.490.461	4.585.824	31,38	4.863.114	8.165.749	67,91

TABEL 5. PERKEMBANGAN EKSPOR INDONESIA MENURUT KOMODITI DAN NEGARA TUJUAN

JENIS BARANG	BERAT BERSIH (KG)		PERUB	NILAI FOB (US \$)		PERUB
	JAN-JUL 2006	JAN-JUL 2007	%	JAN-JUL 2006	JAN-JUL 2007	%
(1)	(2)	(3)	(4)	(5)	(6)	(7)
LIBYAN ARAB JAMAHIRIYA	471.117	84.586	-82,05	1.306.783	135.022	-89,67
MOROCCO	10.796	1.934	-82,09	45.581	3.351	-92,65
TUNISIA	0	1.353	--	0	5.044	--
ALGERIA	915.966	6.401.390	598,87	3.327.990	5.096.783	53,15
SUDAN	19.851	473.973	2.287,65	16.283	301.849	1.753,77
TANZANIA, UNITED REPUBLIC OF	99.995	821	-99,18	49.260	3.710	-92,47
MADAGASCAR	1.086.573	1.163.440	7,07	732.006	992.244	35,55
KENYA	144.705	82.676	-42,87	540.523	81.411	-84,94
REUNION	14.513	25.123	73,11	28.525	43.632	52,96
MOZAMBIQUE	275	0	-100,00	132	0	-100,00
TOGO	7.144	1	-99,99	19.425	2	-99,99
GHANA	37.784	505.354	1.237,48	46.986	1.135.334	2.316,32
GUINEA	543.587	0	-100,00	159.025	0	-100,00
ANGOLA	166.868	744.982	346,45	746.222	1.669.816	123,77
CONGO	150.622	975.685	547,77	212.038	1.974.806	831,35
CAMEROON	32.612	31.654	-2,94	62.040	163.340	163,28
NIGERIA	1.565.935	3.802.352	142,82	2.403.413	1.898.944	-20,99
COTE D'IVOIRE	29.136	17.736	-39,13	47.065	14.685	-68,80
SENEGAL	2.737	490	-82,10	3.961	231	-94,17
MAURITANIA	48.151	0	-100,00	67.472	0	-100,00
BENIN	0	32.187	--	0	31.395	--
GAMBIA	0	1.184	--	0	7.125	--
U.S. VIRGIN ISLANDS	244	467	91,39	837	1.515	81,00
SEYCHELLES	1.282.299	251	-99,98	1.147.722	474	-99,96
UGANDA	1	0	-100,00	12	0	-100,00
DJIBOUTI	4.355	0	-100,00	3.685	0	-100,00
SAINT HELENA	0	86	--	0	548	--
SOUTH AFRICA	1.359.807	948.113	-30,28	1.102.188	970.920	-11,91
ZIMBABWE	40	0	-100,00	150	0	-100,00
ZAMBIA	0	111.389	--	0	247.064	--
COMOROS	0	6.139	--	0	1.229	--
MAURITIUS	2.779.985	2.980.846	7,23	4.033.164	4.057.306	0,60
AUSTRALIA	50.750.700	55.553.684	9,46	35.935.535	41.154.135	14,52
NEW ZEALAND	7.183.246	4.021.353	-44,02	4.431.806	2.790.445	-37,04
MICRONESIA, FEDERATED STATES OF	6	0	-100,00	15	0	-100,00
GUAM	16.220	32.427	99,92	8.857	13.486	52,26
PALAU	2	97	4.750,00	72	108	50,00
NEW CALEDONIA	24.635	29.080	18,04	35.772	34.377	-3,90
NORTHERN MARIANA ISLANDS	41	79	92,68	74	178	140,54
SAINT VINCENT AND THE GRENADINES	68	253	272,06	40	399	897,50
VANUATU	2.964	1.543	-47,94	1.913	1.967	2,82
WALLIS AND FUTUNA ISLANDS	308	1.891	513,96	404	3.563	781,93
COOK ISLANDS	785	2.367	201,53	6.532	4.344	-33,50
FIJI	84.456	543.235	543,22	73.377	737.210	904,69
MARSHALL ISLANDS	2.873	0	-100,00	7.020	0	-100,00
SAMOA	0	1.501	--	0	4.551	--
SOLOMON ISLANDS	14.690	24.069	63,85	17.875	39.278	119,74
TUVALU	0	96	--	0	354	--
CHRISTMAS ISLANDS	200	0	-100,00	200	0	-100,00
EAST TIMOR	392.805	9.339	-97,62	262.178	10.193	-96,11
UNITED STATES	48.265.779	31.491.690	-34,75	60.549.534	62.780.575	3,68
CANADA	33.516.268	726.169	-97,83	18.190.285	2.698.935	-85,16
MEXICO	81.321	226.355	178,35	281.210	618.554	119,96
GUATEMALA	117.901	65.129	-44,76	243.059	121.099	-50,18
NICARAGUA	597	51	-91,46	258	39	-84,88
PANAMA	4.933	6.402	29,78	29.496	7.671	-73,99
SURINAME	25.416	0	-100,00	25.453	0	-100,00
CHILE	24.562	136.683	456,48	144.253	203.042	40,75
VENEZUELA	47.146	71.129	50,87	142.713	158.813	11,28
ARGENTINA	156.471	412.141	163,40	889.093	1.673.510	88,23
BRAZIL	323.337	373.055	15,38	1.530.382	1.377.663	-9,98
COLOMBIA	1.605	25.805	1.507,79	2.569	83.732	3.159,32
BOLIVIA	0	2.500	--	0	30.788	--
URUGUAY	253	42.499	16.698,02	575	183.466	31.807,13
ECUADOR	10.283	54.536	430,35	29.559	189.473	541,00
PERU	30.473	316.285	937,92	100.914	645.387	539,54
JAMAICA	25.266	181	-99,28	20.539	95	-99,54
PUERTO RICO	300	36.119	11.939,67	761	199.167	26.071,75
BELIZE	0	8	--	0	71	--
DOMINICAN REPUBLIC	4.529	0	-100,00	6.384	0	-100,00
COSTA RICA	7.880	6.454	-18,10	6.036	7.507	24,37
BARBADOS	112	0	-100,00	136	0	-100,00
ANTIGUA AND BARBUDA	5.320	114	-97,86	2.378	218	-90,83
ANGUILLA	0	5.715	--	0	17.283	--
BERMUDA	11	15	36,36	346	207	-40,17
CAYMAN ISLANDS	2	0	-100,00	6	0	-100,00
FALKLAND ISLANDS (MALVINAS)	43	0	-100,00	163	0	-100,00
FRENCH GUIANA	664	759	14,31	773	1.447	87,19

TABEL 5. PERKEMBANGAN EKSPOR INDONESIA MENURUT KOMODITI DAN NEGARA TUJUAN

JENIS BARANG	BERAT BERSIH (KG)		PERUB	NILAI FOB (US \$)		PERUB
	JAN-JUL 2006	JAN-JUL 2007	%	JAN-JUL 2006	JAN-JUL 2007	%
(1)	(2)	(3)	(4)	(5)	(6)	(7)
FRENCH POLYNESIA	21.376	18.925	-11,47	49.915	27.293	-45,32
MARTINIQUE	476	680	42,86	1.143	2.286	100,00
NETHERLANDS ANTILLES	4.693	4.399	-6,26	30.738	7.584	-75,33
GUADELOUPE	1.837	1.587	-13,61	2.619	4.947	88,89
SAINT KITTS AND NEVIS	174	0	-100,00	291	0	-100,00
UNITED KINGDOM	18.946.489	24.248.925	27,99	10.729.528	15.125.208	40,97
NETHERLANDS	74.086.233	61.072.610	-17,57	51.180.988	44.696.664	-12,67
FRANCE	613.721	1.674.698	172,88	2.139.681	4.869.423	127,58
GERMANY, FED. REP. OF	16.638.238	26.313.540	58,15	12.027.052	19.843.227	64,99
AUSTRIA	899	992	10,34	2.245	6.702	198,53
BELGIUM	18.957.120	29.799.908	57,20	13.068.067	23.553.452	80,24
SWITZERLAND	13.473.689	99.847	-99,26	55.338.855	217.581	-99,61
LUXEMBOURG	0	47	--	0	145	--
DENMARK	11.260.867	11.026.684	-2,08	5.758.076	6.727.975	16,84
NORWAY	164.667	6.078	-96,31	296.947	67.821	-77,16
SWEDEN	51.513	74.906	45,41	134.683	372.242	176,38
FINLAND	32.199	57.472	78,49	143.926	286.762	99,24
IRELAND	1.159	19.696	1.599,40	1.536	28.917	1.782,62
ITALY	13.013.069	7.195.982	-44,70	8.958.208	22.891.591	155,54
SPAIN	4.551.556	922.920	-79,72	4.692.938	2.480.669	-47,14
PORTUGAL	19.827.186	129.605	-99,35	9.995.691	601.789	-93,98
ICELAND	39.857	16	-99,96	254.642	576	-99,77
GREECE	94.859	168.652	77,79	155.062	878.257	466,39
VATICAN CITY STATE (HOLY SEE)	0	152	--	0	130	--
ANDORRA	0	146.863	--	0	522.340	--
DEMOCRATIC REPUBLIC OF THE CONG	0	1.888	--	0	8.183	--
HUNGARY	8.486	1.885	-77,79	29.036	4.327	-85,10
POLAND	4.956.016	38.580	-99,22	2.593.538	192.537	-92,58
ROMANIA	0	21.501	--	0	18.216	--
BULGARIA	1.809	3.724	105,86	3.829	9.907	158,74
YUGOSLAVIA	906	530	-41,50	1.816	862	-52,53
AZERBAIJAN	18.546	820.790	4.325,70	27.488	1.363.757	4.861,28
UKRAINE	7.043	3.078	-56,30	30.053	3.550	-88,19
LITHUANIA	88	395	348,86	300	2.504	734,67
LATVIA	0	10	--	0	360	--
ESTONIA	103.350	38.687	-62,57	516.750	147.744	-71,41
GEORGIA	67	0	-100,00	322	0	-100,00
CROATIA	100	2.024	1.924,00	231	3.615	1.464,94
BOSNIA AND HERZEGOVINA	0	8.945	--	0	26.063	--
MALTA	500.248	4.556.545	810,86	300.441	2.481.230	725,86
SLOVAKIA	3.063	402	-86,88	14.168	9.217	-34,94
SLOVENIA	5.610	7.681	36,92	16.226	20.083	23,77
CZECH REPUBLIC	9.887	7.747	-21,64	85.262	50.739	-40,49
RUSSIA FEDERATION	854.037	89.012	-89,58	1.806.679	247.725	-86,29
-TEMBAGA	187.866.521	196.023.069	4,34	1.115.791.463	1.574.941.320	41,15
JAPAN	17.610.715	22.943.359	30,28	118.847.264	422.973.265	255,90
HONG KONG	7.499.044	7.187.272	-4,16	37.132.341	43.275.166	16,54
KOREA, REPUBLIC OF	4.213.434	3.232.825	-23,27	107.299.042	86.020.179	-19,83
TAIWAN	16.796.327	18.673.715	11,18	95.526.551	121.412.678	27,10
CHINA	44.237.241	38.140.345	-13,78	189.639.604	183.225.738	-3,38
THAILAND	27.759.102	28.244.185	1,75	163.743.587	191.271.844	16,81
SINGAPORE	11.596.849	10.728.442	-7,49	62.121.797	65.460.203	5,37
PHILIPPINES	13.235.051	9.622.614	-27,29	80.213.819	69.531.205	-13,32
MALAYSIA	37.700.179	49.342.220	30,88	216.937.261	338.346.512	55,97
MYANMAR (FORM. BURMA)	0	1.794	--	0	14.062	--
CAMBODIA	0	30	--	0	550	--
BRUNEI DARUSSALAM	6.650	16.055	141,43	6.933	2.486	-64,14
LAO PEOPLE'S DEMOCRATIC REPUBLI	0	1.440	--	0	89.700	--
VIET NAM	5.505.512	5.840.056	6,08	34.628.267	41.742.910	20,55
MALDIVES	6.383	1.220	-80,89	26.358	15.411	-41,53
INDIA	179.808	281.990	56,83	1.185.090	2.159.566	82,23
PAKISTAN	0	116	--	0	1.400	--
BANGLADESH	160.751	256.859	59,79	939.372	1.975.445	110,29
SRI LANKA	2	36	1.700,00	360	200	-44,44
IRAN (ISLAMIC REPUBLIC OF)	0	1.524	--	0	21.810	--
LEBANON	102	713	599,02	105	1.109	956,19
TURKEY	192	432	125,00	331	345	4,23
UNITED ARAB EMIRATES	4.055	705	-82,61	22.024	3.149	-85,70
EGYPT	268	0	-100,00	570	0	-100,00
MADAGASCAR	200.036	200.000	-0,02	88.160	100.000	13,43
KENYA	64	0	-100,00	72	0	-100,00
REUNION	0	105	--	0	334	--
SENEGAL	0	120	--	0	4.984	--
SEYCHELLES	59	0	-100,00	207	0	-100,00
SOUTH AFRICA	3.625	767	-78,84	4.812	1.072	-77,72
VIRGIN ISLANDS (BRITISH)	81	0	-100,00	377	0	-100,00
AUSTRALIA	9.451	87.374	824,49	17.829	363.941	1.941,29

TABEL 5. PERKEMBANGAN EKSPOR INDONESIA MENURUT KOMODITI DAN NEGARA TUJUAN

JENIS BARANG	BERAT BERSIH (KG)		PERUB	NILAI FOB (US \$)		PERUB
	JAN-JUL 2006	JAN-JUL 2007	%	JAN-JUL 2006	JAN-JUL 2007	%
(1)	(2)	(3)	(4)	(5)	(6)	(7)
NEW ZEALAND	2.644	36.444	1.278,37	3.839	2.759	-28,13
GUAM	223	0	-100,00	233	0	-100,00
NEW CALEDONIA	229	36	-84,28	354	133	-62,43
VANUATU	0	233	--	0	282	--
FIJI	1.905	1.036	-45,62	3.725	5.836	56,67
UNITED STATES	877.875	482.961	-44,99	5.774.457	5.037.180	-12,77
CANADA	22.610	49.996	121,12	124.143	446.371	259,56
MEXICO	54	302	459,26	104	2.612	2.411,54
CHILE	12	0	-100,00	59	0	-100,00
VENEZUELA	0	4	--	0	119	--
BRAZIL	1.078	37.182	3.349,17	4.625	169.860	3.572,65
COLOMBIA	0	91	--	0	123	--
BOLIVIA	401	44	-89,03	2.217	497	-77,58
ECUADOR	0	7.148	--	0	17.092	--
BAHAMAS	0	140	--	0	3.475	--
DOMINICAN REPUBLIC	3.598	113	-96,86	5.060	193	-96,19
COSTA RICA	0	132	--	0	283	--
ANTIGUA AND BARBUDA	0	33	--	0	1.591	--
ANGUILLA	0	78	--	0	236	--
FRENCH POLYNESIA	514	0	-100,00	4.119	0	-100,00
UNITED KINGDOM	10.272	152.518	1.384,79	34.342	369.690	976,50
NETHERLANDS	121.616	61.362	-49,54	274.521	95.878	-65,07
FRANCE	11.305	3.820	-66,21	149.708	21.260	-85,80
GERMANY, FED. REP. OF	20.768	29.703	43,02	114.054	139.415	22,24
AUSTRIA	123	0	-100,00	578	0	-100,00
BELGIUM	11.551	25.599	121,62	221.533	240.023	8,35
SWITZERLAND	889	308	-65,35	2.769	503	-81,83
DENMARK	407	2.021	396,56	886	8.925	907,34
SWEDEN	5.671	67.635	1.092,65	4.895	196.379	3.911,83
FINLAND	204	181	-11,27	390	1.840	371,79
ITALY	1.517	4.550	199,93	3.234	5.671	75,36
SPAIN	6.123	4.761	-22,24	10.308	18.857	82,94
PORTUGAL	0	760	--	0	1.713	--
GREECE	756	1.099	45,37	1.129	3.568	216,03
DEMOCRATIC REPUBLIC OF THE CONG	0	25.173	--	0	97.030	--
HUNGARY	35.471	0	-100,00	647.194	0	-100,00
POLAND	702	295	-57,98	1.767	987	-44,14
UKRAINE	1.905	0	-100,00	8.603	0	-100,00
CROATIA	69	4	-94,20	195	39	-80,00
MALTA	47	290	517,02	95	360	278,95
SLOVAKIA	1.001	104	-89,61	10.194	6.388	-37,34
CZECH REPUBLIC	0	220.600	--	0	28.888	--
-SENG	2.781.252	3.379.819	21,52	4.339.606	6.680.626	53,95
JAPAN	1.298.067	1.525.916	17,55	1.786.324	3.385.421	89,52
HONG KONG	19.000	0	-100,00	19.000	0	-100,00
KOREA, REPUBLIC OF	135.363	0	-100,00	192.563	0	-100,00
TAIWAN	25.161	229.819	813,39	14.928	156.800	950,38
CHINA	182.627	404.458	121,47	338.556	272.489	-19,51
THAILAND	100.122	240.001	139,71	244.568	755.210	208,79
SINGAPORE	287.986	322.613	12,02	462.488	625.232	35,19
PHILIPPINES	99.433	69.488	-30,12	158.047	104.328	-33,99
MALAYSIA	218.884	33.663	-84,62	389.792	89.984	-76,91
BRUNEI DARUSSALAM	85	1.693	1.891,76	1.011	6.112	504,55
VIET NAM	40.929	116.166	183,82	106.819	415.301	288,79
INDIA	40.000	327.693	719,23	90.100	715.791	694,44
SRI LANKA	103.378	53.741	-48,02	173.408	88.046	-49,23
LEBANON	4.483	0	-100,00	11.267	0	-100,00
TURKEY	130	0	-100,00	70	0	-100,00
EGYPT	0	1	--	0	1	--
NIGERIA	95.390	40.000	-58,07	118.015	40.000	-66,11
MALI	118	0	-100,00	502	0	-100,00
GAMBIA	0	619	--	0	435	--
AUSTRALIA	68.395	8.563	-87,48	98.091	19.422	-80,20
AMERICAN SAMOA	0	2.211	--	0	3.650	--
EAST TIMOR	54.209	330	-99,39	84.029	294	-99,65
UNITED STATES	58	0	-100,00	697	0	-100,00
BRAZIL	6.437	0	-100,00	44.006	0	-100,00
JAMAICA	0	2.677	--	0	220	--
UNITED KINGDOM	851	9	-98,94	4.683	1.400	-70,10
FRANCE	0	158	--	0	490	--
GERMANY, FED. REP. OF	20	0	-100,00	100	0	-100,00
BELGIUM	119	0	-100,00	183	0	-100,00
RUSSIA FEDERATION	7	0	-100,00	359	0	-100,00
-LOGAM TIDAK MULIA LAIN	34.275.784	309.341.407	802,51	99.685.929	120.619.045	21,00
JAPAN	6.272.379	61.345.580	878,03	23.169.403	20.722.791	-10,56
HONG KONG	645.198	833.010	29,11	2.150.422	2.766.752	28,66

TABEL 5. PERKEMBANGAN EKSPOR INDONESIA MENURUT KOMODITI DAN NEGARA TUJUAN

JENIS BARANG	BERAT BERSIH (KG)		PERUB	NILAI FOB (US \$)		PERUB
	JAN-JUL 2006	JAN-JUL 2007	%	JAN-JUL 2006	JAN-JUL 2007	%
(1)	(2)	(3)	(4)	(5)	(6)	(7)
KOREA, REPUBLIC OF	253.158	130.092	-48,61	524.343	346.565	-33,90
TAIWAN	143.677	98.792	-31,24	270.048	284.624	5,40
CHINA	458.828	64.628.592	13.985,58	1.157.664	3.664.880	216,58
MONGOLIA	170	35	-79,41	17.018	2.066	-87,86
MACAU	0	1.773	--	0	10.364	--
PAPUA NEW GUINEA	420.101	794.866	89,21	1.051.176	2.014.278	91,62
THAILAND	1.817.735	1.556.147	-14,39	8.229.103	9.585.178	16,48
SINGAPORE	9.917.667	13.936.269	40,52	17.646.278	20.862.503	18,23
PHILIPPINES	695.998	71.257.813	10.138,22	1.388.502	4.841.210	248,66
MALAYSIA	1.848.625	2.012.463	8,86	6.240.122	7.478.893	19,85
MYANMAR (FORM. BURMA)	17.215	15.178	-11,83	36.425	37.849	3,91
CAMBODIA	2.471	24.812	904,13	14.731	20.479	39,02
BRUNEI DARUSSALAM	27.161	45.786	68,57	93.233	125.164	34,25
LAO PEOPLE'S DEMOCRATIC REPUBLI	440	0	-100,00	9.267	0	-100,00
VIET NAM	343.289	818.754	138,50	1.175.397	3.729.909	217,33
MALDIVES	15.541	28.211	81,53	21.914	50.202	129,09
INDIA	362.639	434.197	19,73	873.182	1.301.140	49,01
PAKISTAN	115.397	87.868	-23,86	369.956	345.836	-6,52
BANGLADESH	21.380	21.551	0,80	81.474	78.583	-3,55
SRI LANKA	42.389	51.024	20,37	85.043	124.912	46,88
AFGHANISTAN	20.590	0	-100,00	78.379	0	-100,00
IRAQ	0	39.998	--	0	39.600	--
IRAN (ISLAMIC REPUBLIC OF)	66.437	66.628	0,29	104.393	299.614	187,01
SAUDI ARABIA	345.330	763.321	121,04	307.380	808.810	163,13
KUWAIT	128.404	73.687	-42,61	117.820	133.469	13,28
JORDAN	8.697	8.835	1,59	14.103	46.292	228,24
LEBANON	24.901	29.870	19,96	49.784	33.464	-32,78
YEMEN	227	520	129,07	437	300	-31,35
OMAN	38.156	69.142	81,21	39.162	78.949	101,60
SYRIA ARAB REPUBLIC	135.417	105.800	-21,87	94.831	385.449	306,46
TURKEY	40.001	7.856	-80,36	273.970	88.534	-67,68
UNITED ARAB EMIRATES	616.101	951.262	54,40	920.338	1.268.183	37,80
QATAR	87.174	56.109	-35,64	116.785	75.164	-35,64
BAHRAIN	2.835	383	-86,49	8.573	1.017	-88,14
CYPRUS	27.545	18.686	-32,16	25.037	21.874	-12,63
EGYPT	18.568	84.802	356,71	94.565	163.300	72,69
LIBYAN ARAB JAMAHIRIYA	20.000	19.458	-2,71	19.870	19.609	-1,31
MOROCCO	18.709	53.803	187,58	61.033	53.867	-11,74
TUNISIA	0	1.496	--	0	37.293	--
ALGERIA	3.950	40.000	912,66	5.825	40.040	587,38
SUDAN	0	626	--	0	3.300	--
NAMIBIA	119	0	-100,00	396	0	-100,00
ETHIOPIA	0	4.619	--	0	5.320	--
TANZANIA, UNITED REPUBLIC OF	12.998	29.149	124,26	57.140	89.901	57,33
MADAGASCAR	12.139	55.361	356,06	5.459	48.036	779,94
KENYA	45.946	81.850	78,14	112.141	243.368	117,02
REUNION	3.288	3.717	13,05	4.434	5.378	21,29
TOGO	8.704	0	-100,00	20.105	0	-100,00
GHANA	45.386	18.560	-59,11	50.580	25.215	-50,15
LIBERIA	0	798	--	0	11.160	--
GUINEA	16.229	0	-100,00	9.130	0	-100,00
ANGOLA	2.047	40.318	1.869,61	1.275	36.549	2.766,59
CONGO	0	227	--	0	10.845	--
CAMEROON	12.500	182	-98,54	26.420	8.876	-66,40
NIGERIA	696.060	409.083	-41,23	1.504.224	980.629	-34,81
SIERRA LEONE	0	2.790	--	0	11.076	--
SENEGAL	0	156	--	0	1.123	--
MAURITANIA	406	0	-100,00	400	0	-100,00
BENIN	11.038	98.878	795,80	9.043	78.050	763,10
SEYCHELLES	7.880	0	-100,00	92.737	0	-100,00
UGANDA	790	10.626	1.245,06	1.986	29.967	1.408,91
SAO TOME AND PRINCIPE	0	521	--	0	800	--
SOUTH AFRICA	255.806	277.059	8,31	701.947	524.457	-25,29
ZIMBABWE	64	0	-100,00	239	0	-100,00
COMOROS	0	159	--	0	885	--
MAURITIUS	1.625	7.902	386,28	6.419	31.869	396,48
AUSTRALIA	787.740	1.355.475	72,07	3.866.404	6.365.473	64,64
NEW ZEALAND	120.158	271.385	125,86	392.840	356.169	-9,33
GUAM	1.006	1.201	19,38	4.690	5.901	25,82
NEW CALEDONIA	41.873	49.410	18,00	88.127	175.375	99,00
NORTHERN MARIANA ISLANDS	1	309	30.800,00	4	465	11.525,00
VANUATU	4.437	2.662	-40,00	1.968	10.621	439,68
WALLIS AND FUTUNA ISLANDS	683	0	-100,00	279	0	-100,00
AMERICAN SAMOA	0	525	--	0	192	--
COOK ISLANDS	0	1.021	--	0	815	--
FIJI	10.130	18.554	83,16	49.556	104.989	111,86
SAMOA	0	4.858	--	0	17.257	--
SOLOMON ISLANDS	21	0	-100,00	22	0	-100,00

TABEL 5. PERKEMBANGAN EKSPOR INDONESIA MENURUT KOMODITI DAN NEGARA TUJUAN

JENIS BARANG	BERAT BERSIH (KG)		PERUB	NILAI FOB (US \$)		PERUB
	JAN-JUL 2006	JAN-JUL 2007	%	JAN-JUL 2006	JAN-JUL 2007	%
(1)	(2)	(3)	(4)	(5)	(6)	(7)
TOKELAU	15.749	0	-100,00	15.200	0	-100,00
EAST TIMOR	15.380	12.301	-20,02	12.676	18.959	49,57
UNITED STATES	1.772.129	1.258.227	-29,00	10.185.902	9.137.563	-10,29
CANADA	216.281	180.440	-16,57	1.183.866	1.645.380	38,98
MEXICO	24.311	7.461	-69,31	154.515	58.975	-61,83
PANAMA	9.383	18.787	100,22	37.445	70.321	87,80
SURINAME	0	5.765	--	0	17.022	--
CHILE	61.138	15.021	-75,43	342.264	111.131	-67,53
VENEZUELA	8.770	18.011	105,37	18.938	33.534	77,07
ARGENTINA	46.417	17.142	-63,07	207.221	167.928	-18,96
BRAZIL	21.551	8.884	-58,78	98.426	73.280	-25,55
COLOMBIA	835	2.181	161,20	957	9.918	936,36
URUGUAY	589	2.173	268,93	3.157	5.931	87,87
ECUADOR	2.029	941	-53,62	12.140	4.105	-66,19
TRINIDAD AND TOBAGO	110	0	-100,00	313	0	-100,00
BAHAMAS	1.502	0	-100,00	5.520	0	-100,00
JAMAICA	16.360	608	-96,28	34.256	559	-98,37
PUERTO RICO	740	0	-100,00	2.433	0	-100,00
BELIZE	62	7	-88,71	229	10	-95,63
DOMINICAN REPUBLIC	2.878	1.839	-36,10	4.597	5.232	13,81
EL SALVADOR	32	1.463	4.471,88	67	6.272	9.261,19
COSTA RICA	2.155	2.880	33,64	1.161	5.817	401,03
HAITI	97.875	0	-100,00	54.810	0	-100,00
BARBADOS	1.504	12.854	754,65	1.189	24.752	1.981,75
ANTIGUA AND BARBUDA	379	1.035	173,09	542	8.044	1.384,13
ARUBA	3.297	0	-100,00	4.955	0	-100,00
BERMUDA	407	146	-64,13	2.650	1.078	-59,32
FRENCH GUIANA	0	424	--	0	797	--
FRENCH POLYNESIA	2.111	6.048	186,50	1.761	6.807	286,54
GRENADA	2.254	3.042	34,96	3.086	5.563	80,27
MARTINIQUE	0	84	--	0	131	--
NETHERLANDS ANTILLES	3.177	3.201	0,76	2.980	23.971	704,40
SAINT LUCIA	41	4.352	10.514,63	53	7.436	13.930,19
GADELOUPE	824	2.883	249,88	2.106	3.664	73,98
SAINT KITTS AND NEVIS	246	27	-89,02	349	377	8,02
UNITED KINGDOM	1.470.545	80.800.112	5.394,57	3.144.088	5.882.306	87,09
NETHERLANDS	320.151	227.207	-29,03	1.580.682	1.495.502	-5,39
FRANCE	489.413	458.324	-6,35	976.109	913.248	-6,44
GERMANY, FED. REP. OF	533.154	394.842	-25,94	3.185.456	3.072.309	-3,55
AUSTRIA	5.692	4.901	-13,90	15.844	21.458	35,43
BELGIUM	185.749	176.198	-5,14	381.017	406.745	6,75
SWITZERLAND	10.730	10.567	-1,52	83.013	102.371	23,32
DENMARK	75.805	41.059	-45,84	117.699	109.652	-6,84
NORWAY	51.544	27.090	-47,44	86.492	128.741	48,85
SWEDEN	141.245	115.367	-18,32	428.147	444.061	3,72
FINLAND	28.824	4.659	-83,84	180.098	36.667	-79,64
IRELAND	480.449	138.589	-71,15	1.007.265	201.749	-79,97
ITALY	620.992	672.892	8,36	970.626	958.876	-1,21
SPAIN	319.879	1.287.948	302,64	767.824	3.878.355	405,11
PORTUGAL	2.752	10.327	275,25	6.355	22.148	248,51
GREECE	24.355	54.939	125,58	61.087	74.049	21,22
HUNGARY	9.417	6.627	-29,63	28.853	13.616	-52,81
POLAND	29.795	983	-96,70	100.395	14.622	-85,44
ROMANIA	110	7.288	6.525,45	80	27.874	34.742,50
BULGARIA	4.677	1.459	-68,80	22.570	4.083	-81,91
YUGOSLAVIA	3.263	12	-99,63	8.242	28	-99,66
AZERBAIJAN	490	0	-100,00	42.068	0	-100,00
KAZAKHSTAN	0	32	--	0	46	--
UKRAINE	0	4.663	--	0	36.209	--
ESTONIA	0	9.037	--	0	22.602	--
GEORGIA	0	8.676	--	0	38.750	--
CROATIA	1.707	2.122	24,31	5.932	11.819	99,24
MALTA	1.238	20.357	1.544,35	3.805	27.021	610,14
SLOVAKIA	639	432	-32,39	3.402	3.744	10,05
SLOVENIA	6.334	0	-100,00	5.203	0	-100,00
CZECH REPUBLIC	1.134	2.391	110,85	3.811	8.584	125,24
RUSSIA FEDERATION	1.611	1.630	1,18	129.051	34.186	-73,51
-PAKAIAN JADI	227.484.613	232.813.437	2,34	3.211.033.527	3.368.775.626	4,91
JAPAN	6.604.116	5.576.527	-15,56	81.188.699	73.511.671	-9,46
HONG KONG	847.352	393.158	-53,60	9.822.015	6.425.061	-34,59
KOREA, DEMOCRATIC PEOPLE'S REPL	1.912	413	-78,40	46.969	9.041	-80,75
KOREA, REPUBLIC OF	1.045.905	764.552	-26,90	13.390.556	11.346.512	-15,26
TAIWAN	360.888	259.888	-27,99	4.346.687	3.924.114	-9,72
CHINA	698.409	521.000	-25,40	4.833.174	6.514.084	34,78
MACAU	489	135	-72,39	12.615	6.680	-47,05
PAPUA NEW GUINEA	304.201	294.785	-3,10	1.074.543	1.150.614	7,08
THAILAND	495.694	443.702	-10,49	4.559.410	4.617.900	1,28

TABEL 5. PERKEMBANGAN EKSPOR INDONESIA MENURUT KOMODITI DAN NEGARA TUJUAN

JENIS BARANG	BERAT BERSIH (KG)		PERUB	NILAI FOB (US \$)		PERUB
	JAN-JUL 2006	JAN-JUL 2007	%	JAN-JUL 2006	JAN-JUL 2007	%
(1)	(2)	(3)	(4)	(5)	(6)	(7)
SINGAPORE	5.053.222	4.317.737	-14,55	39.186.742	41.136.834	4,98
PHILIPPINES	319.125	184.284	-42,25	3.021.286	2.016.138	-33,27
MALAYSIA	6.095.144	6.243.789	2,44	19.110.302	29.521.563	54,48
MYANMAR (FORM. BURMA)	330	7.772	2.255,15	645	77.528	11.919,84
CAMBODIA	3.056	92.975	2.942,38	22.479	504.047	2.142,30
BRUNEI DARUSSALAM	160.268	139.807	-12,77	936.600	745.709	-20,38
LAO PEOPLE'S DEMOCRATIC REPUBLI	5.999	0	-100,00	27.992	0	-100,00
NEPAL	64.382	25.564	-60,29	612.760	216.824	-64,62
VIET NAM	57.449	95.047	65,45	221.209	832.040	276,13
MALDIVES	37.238	47.586	27,79	170.501	285.154	67,24
INDIA	52.383	195.298	272,83	574.430	1.108.896	93,04
PAKISTAN	201.029	233.192	16,00	1.357.226	1.683.346	24,03
BANGLADESH	8.762	9.070	3,52	58.997	35.190	-40,35
SRI LANKA	998.220	921.456	-7,69	5.554.074	5.199.068	-6,39
AFGHANISTAN	0	17.820	--	0	76.070	--
IRAQ	32.161	0	-100,00	199.344	0	-100,00
IRAN (ISLAMIC REPUBLIC OF)	49.560	30.527	-38,40	400.834	350.289	-12,61
SAUDI ARABIA	3.287.795	3.958.390	20,40	27.188.685	34.131.643	25,54
KUWAIT	230.875	222.014	-3,84	1.958.876	2.298.331	17,33
JORDAN	1.837	148	-91,94	30.601	10.839	-64,58
LEBANON	10.041	8.314	-17,20	278.411	215.533	-22,58
PALESTINA	330	0	-100,00	10.001	0	-100,00
YEMEN	224.370	356.525	58,90	2.088.975	2.729.780	30,68
OMAN	1.404	11.214	698,72	6.082	152.029	2.399,65
SYRIA ARAB REPUBLIC	2.787	8.558	207,07	8.375	31.553	276,75
TURKEY	248.777	292.059	17,40	5.143.934	5.290.557	2,85
UNITED ARAB EMIRATES	6.215.937	6.370.707	2,49	68.540.874	74.323.522	8,44
QATAR	6.314	3.980	-36,97	125.353	97.800	-21,98
BAHRAIN	27.592	46.828	69,72	159.819	225.462	41,07
CYPRUS	5.982	10.286	71,95	80.009	117.924	47,39
EGYPT	564.762	656.327	16,21	5.752.988	7.003.138	21,73
LIBYAN ARAB JAMAHIRIYA	8.695	115.564	1.229,09	117.500	447.374	280,74
MOROCCO	37.344	6.166	-83,49	438.953	111.766	-74,54
TUNISIA	13.877	31.888	129,79	73.651	41.291	-43,94
ALGERIA	150.210	113.745	-24,28	1.587.933	1.363.706	-14,12
SUDAN	1.184.986	1.089.844	-8,03	14.530.216	10.500.009	-27,74
ERITREA	38	1.926	4.968,42	2.420	9.191	279,79
NAMIBIA	3.567	0	-100,00	37.952	0	-100,00
ETHIOPIA	321.914	168.141	-47,77	4.186.255	1.282.421	-69,37
TANZANIA, UNITED REPUBLIC OF	405.720	1.514.736	273,35	505.841	792.739	56,72
MADAGASCAR	79.164	75.254	-4,94	199.874	85.213	-57,37
SOMALIA	71.575	35.916	-49,82	944.488	206.536	-78,13
KENYA	642.424	586.255	-8,74	1.330.198	1.645.720	23,72
REUNION	51.653	31.095	-39,80	308.847	128.421	-58,42
MOZAMBIQUE	86.373	237.769	175,28	164.513	249.143	51,44
EQUATORIAL GUINEA	67.638	15.966	-76,39	131.728	15.760	-88,04
TOGO	4.247.386	5.183.746	22,05	7.414.552	7.795.034	5,13
GHANA	553.980	313.163	-43,47	945.619	386.930	-59,08
LIBERIA	78.262	66.058	-15,59	86.360	76.775	-11,10
GUINEA	1.023.633	827.757	-19,14	1.176.958	939.108	-20,21
ANGOLA	535.916	721.855	34,70	782.353	72.798	-90,69
CONGO	365.526	204.000	-44,19	511.351	299.200	-41,49
CAMEROON	583.860	488.238	-16,38	804.539	698.248	-13,21
NIGERIA	426.871	195.700	-54,15	927.380	973.612	4,99
GABON	44.326	47.833	7,91	63.002	36.248	-42,47
COTE D'IVOIRE	97.415	1.768	-98,19	259.893	2.798	-98,92
SENEGAL	1.064.083	1.513.123	42,20	1.144.318	1.355.476	18,45
MAURITANIA	101.088	79.836	-21,02	912.693	328.024	-64,06
MALI	132.000	19.041	-85,58	200.176	132.270	-33,92
BENIN	1.894.060	1.655.663	-12,59	11.090.582	7.133.601	-35,68
BURKINA FASO	12.000	0	-100,00	19.584	0	-100,00
GAMBIA	132.957	208.728	56,99	231.655	239.284	3,29
U.S. VIRGIN ISLANDS	275	2.597	844,36	2.397	7.525	213,93
SEYCHELLES	4.581	8.707	90,07	30.042	54.355	80,93
UGANDA	82.384	81.158	-1,49	459.892	280.325	-39,05
CENTRAL AFRICAN REPUBLIC	76	0	-100,00	10.519	0	-100,00
NIGER	612.646	215.696	-64,79	4.420.308	1.535.124	-65,27
DJIBOUTI	417.706	74.953	-82,06	1.570.301	537.200	-65,79
SAO TOME AND PRINCIPE	7.991	6.099	-23,68	6.204	10.800	74,08
SWAZILAND	105	0	-100,00	3.633	0	-100,00
SOUTH AFRICA	390.363	841.522	115,57	4.202.459	6.030.466	43,50
ZIMBABWE	12.879	29.711	130,69	75.098	238.928	218,15
MALAWI	0	21.238	--	0	8.990	--
COMOROS	721	394	-45,35	1.789	2.180	21,86
BURUNDI	11.999	0	-100,00	73.500	0	-100,00
MAURITIUS	36.790	61.057	65,96	193.124	242.873	25,76
VIRGIN ISLANDS (BRITISH)	425	12.925	2.941,18	4.446	175.256	3.841,88
AUSTRALIA	1.298.045	1.142.662	-11,97	24.143.437	21.349.766	-11,57

TABEL 5. PERKEMBANGAN EKSPOR INDONESIA MENURUT KOMODITI DAN NEGARA TUJUAN

JENIS BARANG	BERAT BERSIH (KG)		PERUB	NILAI FOB (US \$)		PERUB
	JAN-JUL 2006	JAN-JUL 2007	%	JAN-JUL 2006	JAN-JUL 2007	%
(1)	(2)	(3)	(4)	(5)	(6)	(7)
NEW ZEALAND	175.190	136.775	-21,93	2.371.821	2.079.152	-12,34
MICRONESIA, FEDERATED STATES OF	229	0	-100,00	517	0	-100,00
GUAM	2.366	3.542	49,70	43.279	40.607	-6,17
PALAU	174	749	330,46	1.527	1.192	-21,94
NEW CALEDONIA	47.680	34.767	-27,08	474.680	379.598	-20,03
NORTHERN MARIANA ISLANDS	1.002	2.532	152,69	29.054	8.922	-69,29
SAINT VINCENT AND THE GRENADINES	433	99	-77,14	618	197	-68,12
VANUATU	2.092	12.555	500,14	5.361	18.525	245,55
WALLIS AND FUTUNA ISLANDS	689	7.043	922,21	1.451	13.913	858,86
AMERICAN SAMOA	3.556	0	-100,00	44.497	0	-100,00
COOK ISLANDS	1.562	6.932	343,79	11.163	13.146	17,76
FIJI	88.145	86.822	-1,50	550.642	603.808	9,66
KIRIBATI	4.722	0	-100,00	6.500	0	-100,00
SAMOA	13.366	0	-100,00	78.834	0	-100,00
SOLOMON ISLANDS	3.071	1.249	-59,33	8.001	8.001	0,00
TONGA	18.688	22.762	21,80	13.899	24.240	74,40
TUVALU	0	60	--	0	226	--
CHRISTMAS ISLANDS	0	582	--	0	5.964	--
EAST TIMOR	41.578	2.345	-94,36	38.253	52.062	36,10
UNITED STATES	117.595.647	130.467.140	10,95	1.922.997.592	2.107.461.306	9,59
CANADA	3.465.567	3.657.918	5,55	63.696.684	68.998.129	8,32
MEXICO	1.111.627	1.479.928	33,13	17.286.754	22.619.386	30,85
GUATEMALA	0	251	--	0	3.778	--
NICARAGUA	235	0	-100,00	102	0	-100,00
PANAMA	1.018.946	1.119.356	9,85	9.439.321	10.013.415	6,08
CUBA	2.408	17	-99,29	1.105	126	-88,60
SURINAME	23.717	6.497	-72,61	122.808	42.136	-65,69
CHILE	168.379	177.626	5,49	2.529.017	2.719.858	7,55
VENEZUELA	232.968	25.396	-89,10	884.863	288.948	-67,35
ARGENTINA	79.384	127.124	60,14	1.455.898	2.592.534	78,07
BRAZIL	524.769	573.434	9,27	2.493.046	4.270.420	71,29
COLOMBIA	50.110	5.383	-89,26	351.799	151.939	-56,81
BOLIVIA	115	34	-70,43	4.119	1.728	-58,05
URUGUAY	12.473	20.483	64,22	168.218	356.384	111,86
PARAGUAY	17	235	1.282,35	398	5.579	1.301,76
ECUADOR	4.103	20.957	410,77	83.906	235.221	180,34
PERU	16.983	10.186	-40,02	112.159	216.338	92,89
GUYANA	0	1.724	--	0	3.600	--
TRINIDAD AND TOBAGO	60	0	-100,00	278	0	-100,00
BAHAMAS	7.811	2.478	-68,28	14.755	10.352	-29,84
JAMAICA	5.055	7.768	53,67	48.944	47.368	-3,22
PUERTO RICO	148.767	143.610	-3,47	1.986.028	1.533.473	-22,79
BELIZE	16.106	14.759	-8,36	117.152	182.373	55,67
DOMINICAN REPUBLIC	13.324	10.761	-19,24	84.850	89.903	5,96
EL SALVADOR	1.294	9	-99,30	7.484	351	-95,31
COSTA RICA	19.948	37.890	89,94	64.063	165.362	158,12
HAITI	2.993	0	-100,00	20.780	0	-100,00
BARBADOS	149	46	-69,13	8.738	3.419	-60,87
ANTIGUA AND BARBUDA	3.305	989	-70,08	23.623	8.510	-63,98
ANGUILLA	0	1	--	0	1	--
ARUBA	0	215	--	0	4.789	--
BERMUDA	1.779	16.211	811,24	21.389	55.577	159,84
CAPE VERDE	0	217	--	0	120	--
CAYMAN ISLANDS	0	233	--	0	5.406	--
FRENCH GUIANA	1.583	3.731	135,69	6.152	37.265	505,74
FRENCH POLYNESIA	51.562	81.336	57,74	296.065	330.837	11,74
MARTINIQUE	5.843	11.302	93,43	22.744	43.836	92,74
NETHERLANDS ANTILLES	144.889	87.106	-39,88	1.390.968	814.293	-41,46
SAINT LUCIA	1.829	129	-92,95	2.600	6.758	159,92
SAN MARINO	359	0	-100,00	4.920	0	-100,00
GUADELOUPE	8.815	13.759	56,09	55.565	59.708	7,46
SAINT KITTS AND NEVIS	4.576	387	-91,54	6.488	6.824	5,18
UNITED KINGDOM	14.866.306	10.827.463	-27,17	196.497.938	178.431.385	-9,19
NETHERLANDS	4.167.422	3.253.175	-21,94	70.082.869	63.197.966	-9,82
FRANCE	4.895.724	4.147.953	-15,27	79.431.753	66.210.674	-16,64
GERMANY, FED. REP. OF	13.713.137	13.576.519	-1,00	237.531.093	240.417.369	1,22
AUSTRIA	217.517	196.987	-9,44	4.163.906	3.715.457	-10,77
BELGIUM	4.082.903	3.839.611	-5,96	71.970.570	75.067.680	4,30
SWITZERLAND	498.902	495.126	-0,76	7.733.783	8.314.930	7,51
LUXEMBOURG	2.022	0	-100,00	26.208	0	-100,00
GIBRALTAR	96	0	-100,00	3.320	0	-100,00
MONACO	2.461	124	-94,96	61.773	4.404	-92,87
DENMARK	203.936	210.846	3,39	3.044.808	2.820.053	-7,38
NORWAY	164.722	174.769	6,10	2.629.148	3.004.888	14,29
SWEDEN	652.053	458.878	-29,63	9.849.074	7.471.547	-24,14
FINLAND	74.818	39.057	-47,80	1.112.339	441.078	-60,35
IRELAND	317.781	403.706	27,04	4.778.591	6.541.889	36,90
ITALY	2.838.482	2.318.470	-18,32	55.144.914	49.030.983	-11,09

TABEL 5. PERKEMBANGAN EKSPOR INDONESIA MENURUT KOMODITI DAN NEGARA TUJUAN

JENIS BARANG	BERAT BERSIH (KG)		PERUB	NILAI FOB (US \$)		PERUB
	JAN-JUL 2006	JAN-JUL 2007	%	JAN-JUL 2006	JAN-JUL 2007	%
(1)	(2)	(3)	(4)	(5)	(6)	(7)
SPAIN	2.536.558	1.797.408	-29,14	30.752.687	23.929.721	-22,19
PORTUGAL	87.703	70.566	-19,54	780.758	799.535	2,40
ICELAND	2.048	0	-100,00	690	0	-100,00
MONTERRAT	0	172	--	0	3.764	--
GREECE	105.536	117.780	11,60	1.523.579	1.606.572	5,45
ANDORRA	88	0	-100,00	2.122	0	-100,00
DEMOCRATIC REPUBLIC OF THE CONG	215.281	170.653	-20,73	601.244	233.374	-61,18
HUNGARY	27.975	36.895	31,89	285.027	279.708	-1,87
POLAND	129.680	110.778	-14,58	1.927.088	1.849.416	-4,03
ROMANIA	7.561	21.092	178,96	81.333	354.522	335,89
BULGARIA	8.815	3.294	-62,63	119.682	43.677	-63,51
YUGOSLAVIA	1.649	11.446	594,12	25.180	108.828	332,20
ALBANIA	667	904	35,53	3.892	12.337	216,98
BELARUS	33	0	-100,00	2.170	0	-100,00
KAZAKHSTAN	906	287	-68,32	17.299	7.827	-54,75
MOLDOVA, REPUBLIC OF	207	62	-70,05	2.848	1.281	-55,02
TAJIKISTAN	0	4.761	--	0	31.073	--
UKRAINE	261.783	414.410	58,30	3.343.585	5.998.096	79,39
LITHUANIA	7.876	20.990	166,51	88.098	400.231	354,30
LATVIA	91.284	39.556	-56,67	444.041	360.777	-18,75
ESTONIA	6.961	3.603	-48,24	85.159	67.651	-20,56
GEORGIA	13	0	-100,00	210	0	-100,00
CROATIA	29.117	29.387	0,93	183.335	126.269	-31,13
BOSNIA AND HERZEGOVINA	0	610	--	0	1.571	--
MALTA	90.743	94.387	4,02	607.843	376.441	-38,07
SLOVAKIA	16.282	69.394	326,20	141.601	1.191.810	741,67
SLOVENIA	7.082	9.747	37,63	17.694	114.200	545,42
CZECH REPUBLIC	18.875	105.279	457,77	442.203	2.622.957	493,16
REP. OF MACEDONIA	0	984	--	0	4.603	--
RUSSIA FEDERATION	357.946	479.941	34,08	7.568.995	11.197.211	47,94
-KAIN TENUN	163.055.618	162.019.847	-0,64	764.911.743	799.626.896	4,54
JAPAN	17.485.191	18.938.094	8,31	68.993.121	78.502.749	13,78
HONG KONG	5.289.411	3.480.501	-34,20	30.800.708	22.358.492	-27,41
KOREA, DEMOCRATIC PEOPLE'S REPL	147	0	-100,00	2.283	0	-100,00
KOREA, REPUBLIC OF	2.138.470	2.131.904	-0,31	8.499.464	7.675.907	-9,69
TAIWAN	800.984	3.819.635	376,87	2.864.111	19.362.281	576,03
CHINA	3.386.366	3.283.141	-3,05	21.117.200	20.827.628	-1,37
MONGOLIA	952	0	-100,00	7.524	0	-100,00
MACAU	113.276	46.394	-59,04	769.415	293.337	-61,88
PAPUA NEW GUINEA	140.581	135.300	-3,76	725.438	721.028	-0,61
THAILAND	4.436.888	4.775.215	7,63	18.962.780	19.575.831	3,23
SINGAPORE	3.354.704	3.385.628	0,92	17.266.226	18.044.267	4,51
PHILIPPINES	2.978.331	2.817.113	-5,41	26.410.529	25.739.906	-2,54
MALAYSIA	11.660.849	11.737.581	0,66	44.484.096	45.206.087	1,62
MYANMAR (FORM. BURMA)	515.057	680.090	32,04	2.895.405	4.124.104	42,44
CAMBODIA	2.289.424	1.178.669	-48,52	7.956.474	5.236.769	-34,18
BRUNEI DARUSSALAM	50.181	58.098	15,78	322.324	346.195	7,41
LAO PEOPLE'S DEMOCRATIC REPUBLI	75.237	64.206	-14,66	277.963	230.051	-17,24
NEPAL	2.613	778	-70,23	11.223	4.360	-61,15
VIET NAM	2.619.501	2.327.973	-11,13	15.868.547	14.009.597	-11,71
MALDIVES	71.157	54.625	-23,23	245.047	169.265	-30,93
INDIA	1.523.048	1.911.011	25,47	8.987.580	10.271.992	14,29
PAKISTAN	379.936	393.352	3,53	1.355.670	1.394.292	2,85
BANGLADESH	5.200.230	5.529.273	6,33	22.590.305	21.151.322	-6,37
SRI LANKA	2.813.915	2.311.435	-17,86	15.675.043	12.856.189	-17,98
AFGHANISTAN	96.512	63.834	-33,86	374.664	295.810	-21,05
IRAN (ISLAMIC REPUBLIC OF)	709.584	412.263	-41,90	3.144.829	1.819.912	-42,13
SAUDI ARABIA	6.331.955	7.859.481	24,12	38.204.048	49.586.732	29,79
KUWAIT	616.990	854.429	38,48	4.153.067	6.561.614	57,99
JORDAN	697.827	485.022	-30,50	3.293.861	2.497.585	-24,17
LEBANON	115.494	99.492	-13,86	731.292	544.779	-25,50
YEMEN	675.741	535.904	-20,69	3.679.827	2.689.102	-26,92
OMAN	321.652	363.898	13,13	1.720.196	1.990.748	15,73
SYRIA ARAB REPUBLIC	971.298	737.918	-24,03	5.284.061	4.041.344	-23,52
TURKEY	13.835.608	14.839.210	7,25	55.317.466	64.911.143	17,34
UNITED ARAB EMIRATES	13.591.294	13.215.444	-2,77	79.838.496	83.467.522	4,55
QATAR	112.152	75.969	-32,26	614.702	545.121	-11,32
BAHRAIN	106.055	50.152	-52,71	728.855	365.120	-49,90
CYPRUS	82.213	43.024	-47,67	487.623	296.440	-39,21
EGYPT	1.306.115	765.272	-41,41	4.588.620	4.107.964	-10,47
LIBYAN ARAB JAMAHIRIYA	441.426	384.038	-13,00	1.975.007	2.002.422	1,39
MOROCCO	587.210	334.704	-43,00	3.869.974	2.082.044	-46,20
TUNISIA	44.241	94.364	113,30	278.492	436.048	56,57
ALGERIA	212.017	149.921	-29,29	411.171	444.055	8,00
SUDAN	155.790	130.809	-16,04	873.331	775.248	-11,23
LESOTHO	457.043	539.261	17,99	1.370.768	1.595.776	16,41
ETHIOPIA	19.200	6.488	-66,21	67.047	46.999	-29,90

TABEL 5. PERKEMBANGAN EKSPOR INDONESIA MENURUT KOMODITI DAN NEGARA TUJUAN

JENIS BARANG	BERAT BERSIH (KG)		PERUB	NILAI FOB (US \$)		PERUB
	JAN-JUL 2006	JAN-JUL 2007	%	JAN-JUL 2006	JAN-JUL 2007	%
(1)	(2)	(3)	(4)	(5)	(6)	(7)
MADAGASCAR	282.336	82.307	-70,85	1.007.688	276.931	-72,52
SOMALIA	48.127	23.336	-51,51	382.739	121.072	-68,37
KENYA	628.762	856.958	36,29	2.670.942	3.778.551	41,47
REUNION	0	408	--	0	3.664	--
MOZAMBIQUE	199.996	0	-100,00	295.371	0	-100,00
BOTSWANA	0	27.576	--	0	150.163	--
EQUATORIAL GUINEA	126	0	-100,00	288	0	-100,00
TOGO	30.758	38.765	26,03	137.986	181.148	31,28
GHANA	135.918	161.913	19,13	613.032	622.196	1,49
GUINEA	70.776	70.343	-0,61	71.080	154.425	117,26
CONGO	1	0	-100,00	16	0	-100,00
CAMEROON	9.424	15.099	60,22	63.808	88.812	39,19
NIGERIA	44.122	22.620	-48,73	525.434	182.036	-65,36
GABON	17.440	6.420	-63,19	24.036	6.900	-71,29
COTE D'IVOIRE	3.422	60.060	1.655,11	13.019	318.649	2.347,57
SENEGAL	19.658	46.794	138,04	52.353	103.224	97,17
MALI	1.428	0	-100,00	12.071	0	-100,00
BENIN	45.041	19.587	-56,51	289.795	107.874	-62,78
BURKINA FASO	0	26.487	--	0	74.482	--
GAMBIA	6.114	1.512	-75,27	20.615	6.503	-68,46
NIGER	0	12.740	--	0	61.152	--
DJIBOUTI	118.884	60.085	-49,46	482.745	263.552	-45,41
SWAZILAND	20.126	0	-100,00	46.202	0	-100,00
SOUTH AFRICA	1.628.460	2.543.766	56,21	7.693.907	10.956.435	42,40
ZIMBABWE	70.652	405.429	473,84	297.147	1.756.614	491,16
COMOROS	0	1.102	--	0	6.099	--
MAURITIUS	182.442	246.886	35,32	657.792	1.166.668	77,36
ZAIRE	12.600	0	-100,00	99.351	0	-100,00
AUSTRALIA	1.440.498	1.925.176	33,65	5.302.827	6.422.948	21,12
NEW ZEALAND	278.266	233.282	-16,17	1.509.698	1.342.443	-11,08
GUAM	334	0	-100,00	596	0	-100,00
PALAU	0	33	--	0	484	--
NEW CALEDONIA	5	1.138	22.660,00	15	2.975	19.733,33
NORTHERN MARIANA ISLANDS	0	300	--	0	6.200	--
VANUATU	0	1.072	--	0	603	--
AMERICAN SAMOA	1.997	0	-100,00	12.040	0	-100,00
COOK ISLANDS	333	2	-99,40	5.348	8	-99,85
FIJI	189.992	201.817	6,22	904.453	1.091.180	20,65
KIRIBATI	2.877	0	-100,00	3.960	0	-100,00
EAST TIMOR	3.261	2.383	-26,92	13.093	46.782	257,31
UNITED STATES	7.781.760	7.637.708	-1,85	40.950.900	48.927.620	19,48
CANADA	954.660	681.298	-28,63	5.985.395	4.139.053	-30,85
MEXICO	2.664.085	2.199.380	-17,44	10.380.374	9.703.134	-6,52
GUATEMALA	117.085	80.408	-31,33	508.215	407.157	-19,88
HONDURAS	113.306	92.745	-18,15	736.456	708.779	-3,76
NICARAGUA	98.815	181.695	83,87	294.195	590.146	100,60
PANAMA	386.479	386.093	-0,10	1.721.902	1.979.646	14,97
SURINAME	9.451	7.507	-20,57	30.579	32.112	5,01
CHILE	282.468	219.956	-22,13	1.117.362	1.063.553	-4,82
VENEZUELA	118.113	184.135	55,90	487.824	898.675	84,22
ARGENTINA	589.588	216.008	-63,36	2.577.902	1.109.524	-56,96
BRAZIL	768.757	1.196.635	55,66	4.682.399	7.497.088	60,11
COLOMBIA	349.405	466.137	33,41	1.815.503	2.366.016	30,32
BOLIVIA	2.271	2.112	-7,00	16.176	13.155	-18,68
URUGUAY	10.932	37.534	243,34	44.968	182.326	305,46
PARAGUAY	13.299	0	-100,00	88.449	0	-100,00
ECUADOR	20.466	16.613	-18,83	111.524	69.861	-37,36
PERU	215.931	316.858	46,74	1.171.714	1.977.160	68,74
TRINIDAD AND TOBAGO	48.911	0	-100,00	126.500	0	-100,00
JAMAICA	33.688	21.285	-36,82	183.920	122.113	-33,61
PUERTO RICO	22	0	-100,00	398	0	-100,00
DOMINICAN REPUBLIC	153.184	120.110	-21,59	914.988	702.826	-23,19
EL SALVADOR	277.689	55.405	-80,05	1.325.307	275.817	-79,19
COSTA RICA	506	704	39,13	392	2.264	477,55
ANTIGUA AND BARBUDA	0	543	--	0	4.000	--
CAPE VERDE	979	0	-100,00	6.389	0	-100,00
FRENCH POLYNESIA	6.631	14.862	124,13	88.214	142.562	61,61
MARTINIQUE	0	14	--	0	175	--
NETHERLANDS ANTILLES	5.887	3.969	-32,58	15.849	25.372	60,09
GUADELOUPE	0	4	--	0	12	--
UNITED KINGDOM	3.559.973	3.364.482	-5,49	17.754.956	18.469.520	4,02
NETHERLANDS	4.395.011	3.548.815	-19,25	16.755.749	14.203.249	-15,23
FRANCE	917.872	717.654	-21,81	5.599.658	7.218.814	28,92
GERMANY, FED. REP. OF	4.809.167	3.468.641	-27,87	22.874.636	16.521.476	-27,77
AUSTRIA	27.967	13.105	-53,14	268.953	126.150	-53,10
BELGIUM	3.007.075	2.789.731	-7,23	10.464.239	9.219.971	-11,89
SWITZERLAND	3.847	5.364	39,43	29.768	175.855	490,75
DENMARK	118.238	144.730	22,41	873.974	1.064.530	21,80

TABEL 5. PERKEMBANGAN EKSPOR INDONESIA MENURUT KOMODITI DAN NEGARA TUJUAN

JENIS BARANG	BERAT BERSIH (KG)		PERUB	NILAI FOB (US \$)		PERUB
	JAN-JUL 2006	JAN-JUL 2007	%	JAN-JUL 2006	JAN-JUL 2007	%
(1)	(2)	(3)	(4)	(5)	(6)	(7)
NORWAY	41.241	69.778	69,20	184.084	296.936	61,30
SWEDEN	35.631	51.927	45,74	198.054	312.258	57,66
FINLAND	312.046	409.739	31,31	1.969.791	2.626.022	33,31
IRELAND	68.797	38.909	-43,44	262.548	118.020	-55,05
ITALY	10.634.519	8.939.046	-15,94	34.755.546	28.903.810	-16,84
SPAIN	2.763.799	2.974.428	7,62	10.066.410	10.830.552	7,59
PORTUGAL	438.465	276.969	-36,83	1.800.990	1.103.412	-38,73
ICELAND	5.505	0	-100,00	1.855	0	-100,00
GREECE	417.569	413.007	-1,09	2.380.272	2.236.237	-6,05
HUNGARY	457.391	329.749	-27,91	2.043.954	1.813.583	-11,27
POLAND	923.605	1.095.208	18,58	5.568.904	6.884.750	23,63
ROMANIA	53.057	118.709	123,74	304.128	609.777	100,50
BULGARIA	46.634	48.911	4,88	229.228	266.378	16,21
BELARUS	99.519	117.654	18,22	733.779	789.652	7,61
KAZAKHSTAN	0	431	--	0	8.094	--
TAJIKISTAN	0	12.785	--	0	83.438	--
UKRAINE	282.026	294.153	4,30	1.792.677	2.044.564	14,05
UZBEKISTAN	138.351	98.530	-28,78	331.881	262.536	-20,89
LITHUANIA	631	0	-100,00	4.900	0	-100,00
LATVIA	2.039	3.989	95,64	24.895	15.534	-37,60
ESTONIA	10.114	2.787	-72,44	54.494	22.842	-58,08
CROATIA	0	5.043	--	0	23.955	--
MALTA	114	2.110	1.750,88	423	8.523	1.914,89
SLOVAKIA	13.699	30.012	119,08	108.645	161.939	49,05
SLOVENIA	6.132	8.117	32,37	38.883	90.519	132,80
CZECH REPUBLIC	47.986	110.554	130,39	312.597	512.223	63,86
RUSSIA FEDERATION	85.188	178.753	109,83	431.758	1.155.681	167,67
-TEKSTIL LAINNYA	702.415.774	699.707.300	-0,39	1.479.334.947	1.591.083.964	7,55
JAPAN	48.126.988	46.935.154	-2,48	134.176.523	139.468.057	3,94
HONG KONG	25.111.458	20.499.792	-18,36	50.116.161	47.190.242	-5,84
KOREA, DEMOCRATIC PEOPLE'S REPL	968.785	510	-99,95	1.961.969	1.300	-99,93
KOREA, REPUBLIC OF	48.998.832	54.633.113	11,50	119.961.596	135.278.027	12,77
TAIWAN	20.843.838	19.637.009	-5,79	35.332.776	34.558.867	-2,19
CHINA	27.798.866	36.903.992	32,75	58.857.050	61.147.530	3,89
MONGOLIA	162	0	-100,00	1.209	0	-100,00
MACAU	2.166.860	5.254	-99,76	5.718.108	91.032	-98,41
PAPUA NEW GUINEA	156.000	70.261	-54,96	331.768	143.203	-56,84
THAILAND	16.635.065	17.870.175	7,42	39.284.389	44.237.040	12,61
SINGAPORE	20.092.722	8.966.034	-55,38	39.651.552	28.000.319	-29,38
PHILIPPINES	16.857.610	12.052.200	-28,51	34.163.992	25.859.919	-24,31
MALAYSIA	18.278.790	21.371.739	16,92	43.334.160	51.943.814	19,87
MYANMAR (FORM. BURMA)	106.399	58.598	-44,93	579.081	253.613	-56,20
CAMBODIA	609.133	487.593	-19,95	1.832.631	2.198.422	19,96
BRUNEI DARUSSALAM	91.505	150.436	64,40	207.499	398.482	92,04
NEPAL	17.427	34.794	99,66	23.962	67.171	180,32
BHUTAN	19.075	0	-100,00	50.141	0	-100,00
VIET NAM	14.083.859	19.318.469	37,17	26.176.053	34.233.990	30,78
MALDIVES	28.483	53.512	87,87	122.074	267.068	118,78
INDIA	30.986.506	13.838.511	-55,34	47.458.772	26.352.850	-44,47
PAKISTAN	23.714.210	8.112.152	-65,79	36.028.977	16.579.197	-53,98
BANGLADESH	11.800.645	11.858.867	0,49	29.829.067	30.537.997	2,38
SRI LANKA	7.337.927	6.758.418	-7,90	19.858.492	19.122.281	-3,71
AFGHANISTAN	10.625	1.700	-84,00	21.075	5.408	-74,34
IRAN (ISLAMIC REPUBLIC OF)	13.328.380	9.104.520	-31,69	22.237.551	17.582.726	-20,93
SAUDI ARABIA	1.200.810	1.508.858	25,65	5.158.201	6.507.372	26,16
ISRAEL	0	15.241	--	0	41.584	--
KUWAIT	93.907	401.579	327,63	609.277	1.352.767	122,03
JORDAN	643.489	539.113	-16,22	1.221.524	1.206.195	-1,25
LEBANON	35.874	56.438	57,32	131.253	299.332	128,06
YEMEN	627.832	521.101	-17,00	1.831.623	1.943.886	6,13
OMAN	29.038	20.961	-27,82	80.626	66.310	-17,76
SYRIA ARAB REPUBLIC	2.622.442	2.616.851	-0,21	4.575.811	4.602.982	0,59
TURKEY	43.251.274	59.513.292	37,60	80.691.814	135.783.434	68,27
UNITED ARAB EMIRATES	2.979.275	3.855.519	29,41	13.301.332	15.185.721	14,17
QATAR	23.685	38.274	61,60	91.310	420.521	360,54
BAHRAIN	1.204	8.783	629,49	3.441	3.431	-0,29
CYPRUS	4.168	6.588	58,06	13.221	10.396	-21,37
EGYPT	31.241.710	21.691.052	-30,57	49.621.073	37.782.480	-23,86
LIBYAN ARAB JAMAHIRIYA	69.868	84.206	20,52	94.213	91.230	-3,17
MOROCCO	5.154.399	3.081.028	-40,23	6.091.823	4.270.211	-29,90
TUNISIA	359.364	243.138	-32,34	726.484	519.547	-28,48
ALGERIA	1.654.501	2.326.554	40,62	2.724.094	3.905.176	43,36
SUDAN	168.628	64.886	-61,52	365.636	166.722	-54,40
ERITREA	10.641	0	-100,00	37.246	0	-100,00
NAMIBIA	11	0	-100,00	39	0	-100,00
ETHIOPIA	37.800	374	-99,01	115.710	5	-100,00
TANZANIA, UNITED REPUBLIC OF	259.591	79.531	-69,36	417.459	149.606	-64,16

TABEL 5. PERKEMBANGAN EKSPOR INDONESIA MENURUT KOMODITI DAN NEGARA TUJUAN

JENIS BARANG	BERAT BERSIH (KG)		PERUB	NILAI FOB (US \$)		PERUB
	JAN-JUL 2006	JAN-JUL 2007	%	JAN-JUL 2006	JAN-JUL 2007	%
(1)	(2)	(3)	(4)	(5)	(6)	(7)
MADAGASCAR	143.121	171.450	19,79	428.425	544.243	27,03
SOMALIA	60.917	33.143	-45,59	579.762	175.181	-69,78
KENYA	670.649	1.198.082	78,65	1.380.045	2.086.330	51,18
REUNION	26.671	24.531	-8,02	68.272	43.790	-35,86
MOZAMBIQUE	24.893	21.672	-12,94	40.509	36.464	-9,99
BOTSWANA	6.868	7.535	9,71	15.999	21.728	35,81
EQUATORIAL GUINEA	1.014	0	-100,00	946	0	-100,00
TOGO	66.200	71.199	7,55	263.137	339.228	28,92
GHANA	505.121	516.045	2,16	1.803.022	1.935.804	7,36
LIBERIA	240	0	-100,00	5.000	0	-100,00
GUINEA	55.649	1.495	-97,31	132.345	228	-99,83
ANGOLA	3.538	16.728	372,81	2.203	41.719	1.793,74
CONGO	22.687	0	-100,00	78.385	0	-100,00
CAMEROON	23.966	88.462	269,11	35.465	179.178	405,22
NIGERIA	129.569	76.115	-41,26	251.028	157.022	-37,45
SIERRA LEONE	30.978	8.311	-73,17	76.696	27.129	-64,63
GABON	91.584	84.869	-7,33	119.495	123.841	3,64
COTE D'IVOIRE	173.520	152.239	-12,26	459.365	397.041	-13,57
SENEGAL	163.022	63.677	-60,94	446.469	212.239	-52,46
MAURITANIA	214.771	224.452	4,51	817.989	722.195	-11,71
MALI	4.000	12.797	219,93	2.000	40.388	1.919,40
BENIN	137.644	62.550	-54,56	914.278	690.844	-24,44
GAMBIA	19.444	28.617	47,18	23.897	31.344	31,16
U.S. VIRGIN ISLANDS	50	509	918,00	376	1.712	355,32
SEYCHELLES	8.803	7.775	-11,68	17.075	14.572	-14,66
UGANDA	4.484	2.051	-54,26	39.263	7.361	-81,25
CENTRAL AFRICAN REPUBLIC	10.808	0	-100,00	80.819	0	-100,00
NIGER	16.904	0	-100,00	82.212	0	-100,00
DJIBOUTI	2.258.942	1.077.858	-52,28	4.944.012	2.804.631	-43,27
SOUTH AFRICA	3.399.986	3.671.507	7,99	7.611.334	8.950.663	17,60
ZIMBABWE	92.503	78.092	-15,58	264.863	137.771	-47,98
ZAMBIA	8.191	38.689	372,34	19.694	71.438	262,74
BURUNDI	120	0	-100,00	25	0	-100,00
MAURITIUS	872.956	779.819	-10,67	2.744.744	2.623.581	-4,41
RWANDA	23.520	0	-100,00	32.599	0	-100,00
ZAIRE	15.213	0	-100,00	36.117	0	-100,00
VIRGIN ISLANDS (BRITISH)	453	16	-96,47	2.111	210	-90,05
AUSTRALIA	9.548.353	11.079.487	16,04	21.242.991	22.917.387	7,88
NEW ZEALAND	1.734.994	1.844.531	6,31	4.804.291	5.062.964	5,38
MICRONESIA, FEDERATED STATES OF	43	0	-100,00	98	0	-100,00
GUAM	7.076	2.918	-58,76	31.475	16.348	-48,06
PALAU	34	110	223,53	4.728	768	-83,76
NEW CALEDONIA	42.151	44.527	5,64	155.357	180.383	16,11
NORTHERN MARIANA ISLANDS	1.883	1.480	-21,40	4.267	7.737	81,32
SAINT VINCENT AND THE GRENADINES	9.921	2.135	-78,48	5.757	3.838	-33,33
VANUATU	14.551	10.784	-25,89	12.762	19.127	49,87
WALLIS AND FUTUNA ISLANDS	7.103	1.596	-77,53	10.356	3.187	-69,23
AMERICAN SAMOA	95	0	-100,00	12.955	0	-100,00
COOK ISLANDS	3.248	15.966	391,56	15.377	40.385	162,63
FIJI	46.273	16.291	-64,79	234.695	85.824	-63,43
KIRIBATI	0	1.667	--	0	2.970	--
MARSHALL ISLANDS	214	5	-97,66	525	200	-61,90
SAMOA	0	1.272	--	0	3.634	--
SOLOMON ISLANDS	0	20.250	--	0	1	--
TONGA	0	537	--	0	2.422	--
TUVALU	0	43	--	0	160	--
CHRISTMAS ISLANDS	0	322	--	0	3.298	--
EAST TIMOR	171.162	293.913	71,72	253.450	541.539	113,67
UNITED STATES	52.450.266	51.146.741	-2,49	118.382.463	115.460.943	-2,47
CANADA	4.783.937	5.168.696	8,04	10.973.106	11.686.676	6,50
MEXICO	7.362.508	7.799.674	5,94	13.944.948	16.587.212	18,95
GUATEMALA	376.380	259.872	-30,95	771.057	520.395	-32,51
HONDURAS	77.656	61.932	-20,25	165.659	123.678	-25,34
NICARAGUA	13.302	2.438	-81,67	28.675	3.704	-87,08
PANAMA	282.707	30.620	-89,17	564.642	95.616	-83,07
CUBA	161	0	-100,00	3.001	0	-100,00
SURINAME	117.499	138.814	18,14	262.954	242.423	-7,81
CHILE	2.806.985	2.079.413	-25,92	6.062.141	4.877.293	-19,55
VENEZUELA	5.134.759	3.286.594	-35,99	11.260.284	7.421.527	-34,09
ARGENTINA	12.640.879	14.429.322	14,15	25.777.554	32.512.418	26,13
BRAZIL	59.835.864	66.313.174	10,83	107.946.591	139.696.064	29,41
COLOMBIA	5.658.447	4.449.638	-21,36	11.209.393	9.484.132	-15,39
URUGUAY	417.374	121.311	-70,93	916.610	256.056	-72,06
PARAGUAY	0	39.826	--	0	84.390	--
ECUADOR	1.038.818	1.264.893	21,76	1.884.337	2.737.149	45,26
PERU	1.371.191	1.807.998	31,86	2.955.180	3.644.850	23,34
GUYANA	37.431	14.315	-61,76	60.282	27.920	-53,68
TRINIDAD AND TOBAGO	52.688	0	-100,00	85.247	0	-100,00

TABEL 5. PERKEMBANGAN EKSPOR INDONESIA MENURUT KOMODITI DAN NEGARA TUJUAN

JENIS BARANG	BERAT BERSIH (KG)		PERUB	NILAI FOB (US \$)		PERUB
	JAN-JUL 2006	JAN-JUL 2007	%	JAN-JUL 2006	JAN-JUL 2007	%
(1)	(2)	(3)	(4)	(5)	(6)	(7)
BAHAMAS	1.649	3.313	100,91	4.980	5.542	11,29
JAMAICA	223.128	155.743	-30,20	357.373	294.823	-17,50
PUERTO RICO	1.055	3.303	213,08	10.614	16.228	52,89
BELIZE	3.569	1.425	-60,07	5.602	12.184	117,49
DOMINICAN REPUBLIC	175.376	181.032	3,23	496.835	363.605	-26,82
EL SALVADOR	435.122	413.261	-5,02	791.299	885.346	11,89
COSTA RICA	113.497	96.437	-15,03	173.388	256.820	48,12
HAITI	58.473	164	-99,72	81.130	131	-99,84
BARBADOS	1.144	467	-59,18	3.401	2.048	-39,78
ANTIGUA AND BARBUDA	360	1.925	434,72	515	4.106	697,28
ANGUILLA	382	27	-92,93	150	82	-45,33
ARUBA	0	205	--	0	697	--
BERMUDA	755	94	-87,55	4.915	983	-80,00
CAYMAN ISLANDS	0	1.592	--	0	448	--
FALKLAND ISLANDS (MALVINAS)	0	6	--	0	8	--
FRENCH GUIANA	4.216	3.368	-20,11	5.297	11.325	113,80
FRENCH POLYNESIA	63.233	96.318	52,32	202.781	243.715	20,19
GRENADA	21.423	63	-99,71	47.023	455	-99,03
MARTINIQUE	9.012	19.519	116,59	30.600	75.327	146,17
NETHERLANDS ANTILLES	16.974	15.515	-8,60	50.996	35.980	-29,45
SAINT LUCIA	0	62	--	0	866	--
TURKS AND CAICOS ISLANDS	417	0	-100,00	120	0	-100,00
GUADELOUPE	16.847	12.667	-24,81	49.266	53.177	7,94
SAINT KITTS AND NEVIS	3.015	345	-88,56	4.450	5.257	18,13
UNITED KINGDOM	5.526.486	9.599.954	73,71	13.056.832	20.053.187	53,58
NETHERLANDS	2.996.539	3.602.363	20,22	7.052.571	9.772.069	38,56
FRANCE	1.010.298	1.251.726	23,90	4.326.119	6.030.079	39,39
GERMANY, FED. REP. OF	12.818.950	18.680.888	45,73	32.305.105	45.933.156	42,19
AUSTRIA	71.579	51.133	-28,56	211.117	237.039	12,28
BELGIUM	14.565.738	18.936.370	30,01	29.692.156	39.599.890	33,37
SWITZERLAND	239.011	265.158	10,94	498.859	842.308	68,85
LUXEMBOURG	129	0	-100,00	442	0	-100,00
MONACO	177	0	-100,00	3.049	0	-100,00
DENMARK	484.021	454.254	-6,15	2.112.924	1.734.781	-17,90
NORWAY	65.944	240.711	265,02	530.185	1.558.811	194,01
SWEDEN	1.510.108	1.510.193	0,01	9.282.041	8.545.654	-7,93
FINLAND	180.110	671.965	273,09	418.338	1.429.604	241,73
IRELAND	23.586	128.800	446,09	59.494	250.839	321,62
ITALY	22.969.409	27.183.878	18,35	44.652.252	57.293.707	28,31
SPAIN	12.825.965	13.847.028	7,96	27.055.056	29.984.735	10,83
PORTUGAL	2.762.267	3.394.698	22,90	6.798.973	8.308.882	22,21
ICELAND	946	3.571	277,48	319	23.915	7.396,87
GREECE	3.591.433	4.989.022	38,91	8.586.980	13.023.243	51,66
DEMOCRATIC REPUBLIC OF THE CONG	445	77.652	17.349,89	2.554	214.506	8.298,83
HUNGARY	1.027.069	1.520.520	48,04	2.074.485	2.776.410	33,84
POLAND	2.522.645	3.164.287	25,44	5.209.762	6.601.132	26,71
ROMANIA	155.182	360.401	132,24	287.780	695.419	141,65
BULGARIA	29.018	124.184	327,96	46.720	226.280	384,33
YUGOSLAVIA	4.307	10.426	142,07	9.311	12.351	32,65
KAZAKHSTAN	0	3.600	--	0	1.046	--
KYRGYZSTAN	0	198.940	--	0	562.011	--
MOLDOVA, REPUBLIC OF	0	21.874	--	0	36.748	--
TAJIKISTAN	0	4.841	--	0	31.598	--
UKRAINE	65.988	127.442	93,13	202.938	348.365	71,66
UZBEKISTAN	190	14.480	7.521,05	240	20.230	8.329,17
LITHUANIA	1.043.215	1.449.041	38,90	1.709.609	2.522.994	47,58
LATVIA	43.471	84.002	93,24	166.282	196.874	18,40
ESTONIA	24.796	59.771	141,05	87.918	170.486	93,91
GEORGIA	4.316	38.546	793,10	2.879	68.226	2.269,78
CROATIA	6.509	11.754	80,58	9.082	165.255	1.719,59
BOSNIA AND HERZEGOVINA	1.970	0	-100,00	6.091	0	-100,00
MALTA	8.593	5.043	-41,31	63.468	24.869	-60,82
SLOVAKIA	255.275	246.191	-3,56	407.251	404.197	-0,75
SLOVENIA	82.907	301.100	263,18	110.895	573.490	417,15
CZECH REPUBLIC	238.015	196.675	-17,37	422.608	410.865	-2,78
RUSSIA FEDERATION	134.907	198.407	47,07	468.505	1.529.604	226,49
-BARANG DARI KARET	254.491.124	275.145.926	8,12	680.655.265	767.380.627	12,74
JAPAN	46.927.460	45.938.161	-2,11	131.071.869	135.470.297	3,36
HONG KONG	3.625.873	2.353.116	-35,10	14.482.938	10.402.707	-28,17
KOREA, REPUBLIC OF	2.678.463	2.983.745	11,40	6.204.038	4.893.033	-21,13
TAIWAN	2.750.294	2.533.654	-7,88	7.448.710	7.607.814	2,14
CHINA	3.007.704	9.187.567	205,47	6.557.011	20.640.545	214,79
PAPUA NEW GUINEA	1.461.413	935.694	-35,97	3.359.008	2.520.999	-24,95
THAILAND	5.247.587	6.522.871	24,30	16.640.887	20.992.987	26,15
SINGAPORE	4.700.785	3.874.396	-17,58	31.740.583	31.246.241	-1,56
PHILIPPINES	7.560.029	7.294.682	-3,51	12.156.638	11.751.486	-3,33
MALAYSIA	9.682.438	14.111.237	45,74	21.007.502	22.048.503	4,96

TABEL 5. PERKEMBANGAN EKSPOR INDONESIA MENURUT KOMODITI DAN NEGARA TUJUAN

JENIS BARANG	BERAT BERSIH (KG)		PERUB	NILAI FOB (US \$)		PERUB
	JAN-JUL 2006	JAN-JUL 2007	%	JAN-JUL 2006	JAN-JUL 2007	%
(1)	(2)	(3)	(4)	(5)	(6)	(7)
MYANMAR (FORM. BURMA)	446.326	377.046	-15,52	976.455	832.211	-14,77
CAMBODIA	282.597	281.219	-0,49	666.755	788.549	18,27
BRUNEI DARUSSALAM	222.189	271.535	22,21	461.103	674.718	46,33
LAO PEOPLE'S DEMOCRATIC REPUBLI	57.841	11.577	-79,98	139.777	32.970	-76,41
NEPAL	32.988	32.296	-2,10	74.615	91.830	23,07
BHUTAN	0	240	--	0	2.376	--
VIET NAM	1.845.224	2.039.819	10,55	4.795.690	5.973.533	24,56
MALDIVES	6.890	4.001	-41,93	19.822	1.875	-90,54
INDIA	676.694	945.416	39,71	1.692.070	1.993.709	17,83
PAKISTAN	2.006.217	1.620.788	-19,21	4.398.696	3.467.132	-21,18
BANGLADESH	1.310.004	1.062.818	-18,87	2.811.147	2.253.078	-19,85
SRI LANKA	1.420.513	996.120	-29,88	3.262.204	2.250.344	-31,02
AFGHANISTAN	45.658	65.035	42,44	117.501	160.572	36,66
IRAQ	248.111	17.083	-93,11	594.425	28.877	-95,14
IRAN (ISLAMIC REPUBLIC OF)	2.356.860	1.303.045	-44,71	5.502.807	2.986.256	-45,73
SAUDI ARABIA	12.966.977	13.902.980	7,22	30.109.011	36.309.111	20,59
KUWAIT	412.213	151.193	-63,32	997.468	417.605	-58,13
JORDAN	1.072.203	1.069.128	-0,29	2.178.731	2.684.549	23,22
LEBANON	499.392	991.667	98,57	1.231.111	2.702.015	119,48
YEMEN	3.012.375	3.001.524	-0,36	7.149.896	8.330.834	16,52
OMAN	441.878	631.844	42,99	1.070.539	1.696.267	58,45
SYRIA ARAB REPUBLIC	934.177	1.126.751	20,61	1.961.584	2.253.886	14,90
TURKEY	2.385.876	2.470.055	3,53	6.295.830	6.618.242	5,12
UNITED ARAB EMIRATES	13.226.307	12.552.678	-5,09	32.565.192	32.052.216	-1,58
QATAR	278.867	381.202	36,70	676.790	1.059.139	56,49
BAHRAIN	162.663	182.127	11,97	424.139	518.692	22,29
CYPRUS	125.340	95.096	-24,13	333.843	263.205	-21,16
EGYPT	7.970.192	6.227.924	-21,86	17.114.556	14.735.964	-13,90
LIBYAN ARAB JAMAHIRIYA	1.431.978	1.019.763	-28,79	3.625.811	2.716.357	-25,08
MOROCCO	229.012	263.187	14,92	588.361	664.138	12,88
TUNISIA	30.440	37.245	22,36	76.741	107.469	40,04
ALGERIA	331.150	322.520	-2,61	825.875	850.448	2,98
SUDAN	496.391	289.624	-41,65	1.224.496	765.433	-37,49
NAMIBIA	14	0	-100,00	48	0	-100,00
TANZANIA, UNITED REPUBLIC OF	60.621	11	-99,98	135.555	50	-99,96
MADAGASCAR	0	1.457	--	0	645	--
KENYA	64.838	136.734	110,89	143.487	352.324	145,54
REUNION	39.658	21.688	-45,31	130.518	69.135	-47,03
MOZAMBIQUE	14.208	0	-100,00	34.625	0	-100,00
BOTSWANA	67.320	36.895	-45,19	160.875	96.084	-40,27
TOGO	5.210	88	-98,31	10.085	126	-98,75
GHANA	411.697	294.963	-28,35	620.809	563.107	-9,29
LIBERIA	0	8.147	--	0	22.381	--
GUINEA	750	15.045	1.906,00	1.500	42.943	2.762,87
ANGOLA	97.447	74.361	-23,69	244.467	205.087	-16,11
CAMEROON	17.183	27.796	61,76	39.133	45.247	15,62
NIGERIA	1.004.304	1.051.367	4,69	2.092.846	2.534.953	21,12
COTE D'IVOIRE	44.569	46.025	3,27	103.008	123.240	19,64
SENEGAL	30.125	16.159	-46,36	68.594	43.964	-35,91
BENIN	72.841	18.778	-74,22	183.839	49.552	-73,05
BURKINA FASO	0	9.082	--	0	25.424	--
SEYCHELLES	5.465	12.427	127,39	14.370	33.171	130,84
UGANDA	65.136	84.374	29,54	142.873	195.546	36,87
DJIBOUTI	510.482	234.818	-54,00	1.202.886	601.040	-50,03
SOUTH AFRICA	625.170	1.013.218	62,07	1.555.778	2.913.019	87,24
ZIMBABWE	0	145.280	--	0	408.550	--
MALAWI	11.013	0	-100,00	27.720	0	-100,00
COMOROS	0	868	--	0	1.253	--
BURUNDI	14.691	0	-100,00	35.531	0	-100,00
MAURITIUS	116.495	249.700	114,34	286.024	588.803	105,86
AUSTRALIA	3.051.636	4.636.810	51,95	7.764.435	13.114.856	68,91
NEW ZEALAND	1.122.305	1.380.385	23,00	2.859.889	3.864.507	35,13
MICRONESIA, FEDERATED STATES OF	14	0	-100,00	57	0	-100,00
GUAM	0	1	--	0	4	--
NEW CALEDONIA	9.891	8.568	-13,38	30.824	22.963	-25,50
VANUATU	8.806	16.633	88,88	21.196	47.146	122,43
AMERICAN SAMOA	14.198	14.366	1,18	43.241	44.764	3,52
COOK ISLANDS	7.934	33	-99,58	2.824	564	-80,03
FIJI	135.847	106.880	-21,32	321.329	302.676	-5,80
SAMOA	72.874	45.535	-37,52	209.082	257.993	23,39
SOLOMON ISLANDS	650	519	-20,15	9.818	700	-92,87
EAST TIMOR	95.070	79.072	-16,83	149.349	191.140	27,98
UNITED STATES	48.615.546	56.576.287	16,37	129.180.021	161.448.120	24,98
CANADA	849.655	1.211.847	42,63	1.812.132	3.111.920	71,73
MEXICO	735.557	901.905	22,62	1.766.894	2.211.622	25,17
GUATEMALA	177.115	293.267	65,58	453.584	814.716	79,62
HONDURAS	304.837	272.834	-10,50	628.739	622.238	-1,03
NICARAGUA	0	7.810	--	0	19.913	--

TABEL 5. PERKEMBANGAN EKSPOR INDONESIA MENURUT KOMODITI DAN NEGARA TUJUAN

JENIS BARANG	BERAT BERSIH (KG)		PERUB	NILAI FOB (US \$)		PERUB
	JAN-JUL 2006	JAN-JUL 2007	%	JAN-JUL 2006	JAN-JUL 2007	%
(1)	(2)	(3)	(4)	(5)	(6)	(7)
PANAMA	98.052	226.159	130,65	216.292	689.378	218,73
SURINAME	12.100	13.494	11,52	26.925	34.022	26,36
CHILE	126.642	105.975	-16,32	211.985	238.836	12,67
VENEZUELA	40.721	155.736	282,45	135.165	471.250	248,65
ARGENTINA	288.937	456.093	57,85	713.079	1.247.110	74,89
BRAZIL	687.476	979.699	42,51	1.424.880	2.473.946	73,62
COLOMBIA	414.825	916.974	121,05	1.012.772	2.208.206	118,04
BOLIVIA	8.234	8.168	-0,80	23.920	25.610	7,07
URUGUAY	41.749	19.616	-53,01	99.416	64.248	-35,37
PARAGUAY	33.939	0	-100,00	86.419	0	-100,00
ECUADOR	32.791	41.680	27,11	78.268	118.103	50,90
PERU	293.916	389.093	32,38	667.654	675.320	1,15
TRINIDAD AND TOBAGO	48.618	114.837	136,20	164.414	363.197	120,90
JAMAICA	542.592	414.842	-23,54	1.323.827	1.080.777	-18,36
PUERTO RICO	21.159	9.440	-55,39	56.370	32.155	-42,96
DOMINICAN REPUBLIC	345.705	306.199	-11,43	838.473	835.643	-0,34
EL SALVADOR	34.379	14.254	-58,54	70.568	39.126	-44,56
COSTA RICA	292.543	203.753	-30,35	691.469	550.271	-20,42
HAITI	13.965	7.830	-43,93	35.174	22.275	-36,67
BARBADOS	9.025	31.309	246,91	23.554	92.347	292,07
ANTIGUA AND BARBUDA	0	272	--	0	1.987	--
DOMINICA	101.083	59.667	-40,97	239.244	143.875	-39,86
FRENCH POLYNESIA	4.130	239	-94,21	10.197	433	-95,75
MARTINIQUE	20.372	0	-100,00	75.559	0	-100,00
NETHERLANDS ANTILLES	2.619	0	-100,00	50.676	0	-100,00
GUADELOUPE	2	0	-100,00	25	0	-100,00
UNITED KINGDOM	9.766.613	12.041.628	23,29	26.273.112	33.455.466	27,34
NETHERLANDS	4.200.605	5.418.339	28,99	9.930.579	15.378.542	54,86
FRANCE	1.602.283	2.378.358	48,44	4.284.521	6.777.522	58,19
GERMANY, FED. REP. OF	9.669.336	8.639.678	-10,65	33.876.471	31.926.404	-5,76
AUSTRIA	91.157	3.358	-96,32	270.917	14.818	-94,53
BELGIUM	6.961.461	7.278.648	4,56	17.999.379	20.758.331	15,33
SWITZERLAND	37.550	55.313	47,30	103.942	128.647	23,77
LUXEMBOURG	414	682	64,73	970	1.900	95,88
DENMARK	651.159	942.558	44,75	1.464.935	2.245.480	53,28
NORWAY	511.697	219.736	-57,06	1.480.790	626.756	-57,67
SWEDEN	716.788	543.925	-24,12	2.184.411	1.603.582	-26,59
FINLAND	665.486	703.513	5,71	1.722.475	1.818.816	5,59
IRELAND	330.774	312.216	-5,61	879.716	904.370	2,80
ITALY	6.815.700	7.395.732	8,51	18.489.317	22.269.677	20,45
SPAIN	2.288.365	2.219.699	-3,00	6.181.808	6.527.046	5,58
PORTUGAL	987.219	1.365.052	38,27	2.888.808	4.246.973	47,01
ICELAND	0	22.468	--	0	78.582	--
GREECE	424.034	645.518	52,23	1.169.811	2.016.400	72,37
HUNGARY	178.867	174.801	-2,27	706.616	754.880	6,83
POLAND	627.959	368.942	-41,25	1.937.263	1.483.269	-23,43
ROMANIA	55	13.200	23.900,00	40	42.853	107.032,50
BULGARIA	73.560	62.217	-15,42	120.324	153.430	27,51
ALBANIA	12.667	0	-100,00	21.180	0	-100,00
ARMENIA	62.151	37.231	-40,10	159.874	96.191	-39,83
AZERBAIJAN	41.536	16.026	-61,42	99.367	43.799	-55,92
KAZAKHSTAN	10.305	19.611	90,31	25.262	53.659	112,41
KYRGYZSTAN	39.963	9.476	-76,29	96.094	25.972	-72,97
TURKMENISTAN	40.390	7.228	-82,10	102.520	19.415	-81,06
UKRAINE	53.347	36.429	-31,71	133.991	122.494	-8,58
LITHUANIA	71.996	39.671	-44,90	183.009	133.663	-26,96
LATVIA	346.154	391.581	13,12	759.207	919.099	21,06
ESTONIA	12.181	156.175	1.182,12	39.120	512.505	1.210,08
GEORGIA	71.233	108.962	52,97	173.274	300.018	73,15
CROATIA	9.997	24.599	146,06	24.207	71.200	194,13
MALTA	65.204	14.067	-78,43	173.186	48.898	-71,77
SLOVAKIA	8.643	1	-99,99	24.125	13	-99,95
SLOVENIA	19.329	200.923	939,49	57.455	529.223	821,11
CZECH REPUBLIC	42.188	92.405	119,03	156.366	399.776	155,67
REP. OF MACEDONIA	19.499	0	-100,00	44.600	0	-100,00
RUSSIA FEDERATION	358.924	178.929	-50,15	1.019.688	633.145	-37,91
-SHEET	196.061.690	175.431.512	-10,52	363.386.092	347.522.540	-4,37
JAPAN	45.972.472	48.383.776	5,25	81.985.215	94.852.222	15,69
HONG KONG	690.965	123.656	-82,10	1.356.613	192.831	-85,79
KOREA, REPUBLIC OF	4.670.010	4.499.739	-3,65	9.012.348	9.012.958	0,01
TAIWAN	4.651.379	3.490.878	-24,95	9.219.376	7.109.805	-22,88
CHINA	31.086.580	25.496.544	-17,98	58.991.527	50.389.756	-14,58
THAILAND	75.215	113.615	51,05	90.258	227.230	151,76
SINGAPORE	9.735.258	7.950.210	-18,34	20.967.632	17.346.137	-17,27
PHILIPPINES	2.489.133	1.103.230	-55,68	4.717.432	2.064.629	-56,23
MALAYSIA	689.559	141.152	-79,53	1.467.413	319.263	-78,24
VIET NAM	1.644.538	619.398	-62,34	3.162.506	1.166.165	-63,13

TABEL 5. PERKEMBANGAN EKSPOR INDONESIA MENURUT KOMODITI DAN NEGARA TUJUAN

JENIS BARANG	BERAT BERSIH (KG)		PERUB	NILAI FOB (US \$)		PERUB
	JAN-JUL 2006	JAN-JUL 2007	%	JAN-JUL 2006	JAN-JUL 2007	%
(1)	(2)	(3)	(4)	(5)	(6)	(7)
INDIA	2.153.339	5.884.101	173,25	4.137.961	10.488.737	153,48
PAKISTAN	585.760	13.440	-97,71	1.045.247	31.584	-96,98
SRI LANKA	40.320	201.600	400,00	61.690	421.344	583,00
IRAN (ISLAMIC REPUBLIC OF)	615.690	201.600	-67,26	1.172.947	424.539	-63,81
JORDAN	100.800	0	-100,00	186.480	0	-100,00
TURKEY	668.158	2.101.440	214,51	1.206.343	4.245.046	251,89
EGYPT	1.532.160	2.439.360	59,21	2.985.188	5.034.129	68,64
ALGERIA	0	85.680	--	0	145.441	--
KENYA	282.240	0	-100,00	516.660	0	-100,00
SAINT HELENA	91.530	0	-100,00	194.044	0	-100,00
SOUTH AFRICA	4.573.439	5.776.318	26,30	8.358.261	11.397.553	36,36
MAURITIUS	590	0	-100,00	1.026	0	-100,00
AUSTRALIA	1.128.959	1.853.873	64,21	2.116.370	3.354.562	58,51
NEW ZEALAND	423.439	241.920	-42,87	775.245	449.064	-42,07
SAINT VINCENT AND THE GRENADINES	0	20.160	--	0	45.713	--
UNITED STATES	20.094.339	13.154.160	-34,54	36.843.387	26.599.742	-27,80
CANADA	6.402.577	4.701.940	-26,56	11.762.186	9.442.232	-19,72
MEXICO	2.398.979	2.217.600	-7,56	4.370.609	4.238.488	-3,02
CHILE	861.318	253.680	-70,55	1.610.651	543.648	-66,25
VENEZUELA	2.661.120	1.632.960	-38,64	4.765.117	3.296.980	-30,81
ARGENTINA	403.200	201.600	-50,00	708.675	415.296	-41,40
BRAZIL	1.177.091	2.418.306	105,45	2.060.630	4.931.509	139,32
COLOMBIA	141.120	166.320	17,86	257.040	345.442	34,39
PERU	175.877	0	-100,00	320.254	0	-100,00
COSTA RICA	120.960	302.400	150,00	219.240	574.358	161,98
MARTINIQUE	367	0	-100,00	2.125	0	-100,00
GUADELOUPE	25	0	-100,00	52	0	-100,00
UNITED KINGDOM	6.024.958	2.612.519	-56,64	10.868.871	5.230.524	-51,88
NETHERLANDS	5.847.081	5.610.120	-4,05	10.547.621	11.242.455	6,59
FRANCE	1.344.481	1.000.817	-25,56	2.694.304	1.938.778	-28,04
GERMANY, FED. REP. OF	4.373.981	8.455.741	93,32	8.331.306	16.733.660	100,85
BELGIUM	13.352.696	8.557.437	-35,91	24.101.193	16.859.082	-30,05
IRELAND	0	42.840	--	0	92.749	--
ITALY	1.208.340	294.840	-75,60	1.583.319	509.709	-67,81
SPAIN	3.147.866	3.003.840	-4,58	5.694.422	5.892.784	3,48
PORTUGAL	20.160	0	-100,00	47.555	0	-100,00
GREECE	443.520	524.160	18,18	958.656	1.005.315	4,87
HUNGARY	42.840	128.520	200,00	76.041	262.396	245,07
POLAND	7.911.839	3.823.056	-51,68	13.790.598	7.398.842	-46,35
ROMANIA	189.000	1.184.400	526,67	341.233	2.322.481	580,61
BULGARIA	0	19.200	--	0	34.176	--
BELARUS	16.850	1.446.168	8.482,60	12.562	2.842.446	22.527,34
UKRAINE	1.903.814	228.941	-87,97	3.946.866	485.369	-87,70
LITHUANIA	0	665.225	--	0	1.430.063	--
SLOVENIA	620.520	877.800	41,46	1.149.371	1.799.685	56,58
CZECH REPUBLIC	20.160	0	-100,00	42.134	0	-100,00
RUSSIA FEDERATION	1.255.078	1.165.232	-7,16	2.552.292	2.335.623	-8,49
-CRUMB RUBBER	1.152.209.857	1.198.793.552	4,04	2.109.628.750	2.340.703.425	10,95
JAPAN	158.024.543	177.956.636	12,61	286.428.408	348.932.421	21,82
HONG KONG	683.412	141.960	-79,23	1.378.710	264.169	-80,84
KOREA, DEMOCRATIC PEOPLE'S REPL	0	52.920	--	0	109.015	--
KOREA, REPUBLIC OF	42.877.597	51.724.260	20,63	80.359.153	100.902.445	25,56
TAIWAN	7.626.071	7.149.133	-6,25	14.211.203	13.690.194	-3,67
CHINA	178.057.017	166.559.689	-6,46	336.933.914	333.644.671	-0,98
MONGOLIA	100.800	0	-100,00	192.598	0	-100,00
SINGAPORE	71.944.936	82.738.581	15,00	130.499.784	160.754.034	23,18
PHILIPPINES	0	1.814.400	--	0	3.816.439	--
MALAYSIA	2.785.454	1.011.178	-63,70	5.448.174	2.011.133	-63,09
VIET NAM	18.591.648	6.247.743	-66,39	35.403.816	11.736.873	-66,85
INDIA	20.361.600	26.926.503	32,24	39.099.745	51.172.565	30,88
PAKISTAN	3.024.188	2.661.112	-12,01	5.403.684	5.054.237	-6,47
SRI LANKA	322.560	1.260	-99,61	580.025	3.683	-99,37
IRAN (ISLAMIC REPUBLIC OF)	5.019.836	5.140.794	2,41	9.824.194	10.636.794	8,27
YEMEN	0	100.800	--	0	189.120	--
TURKEY	14.447.620	20.349.117	40,85	27.183.858	39.923.908	46,87
UNITED ARAB EMIRATES	80.640	0	-100,00	143.942	0	-100,00
EGYPT	0	40.320	--	0	69.754	--
TUNISIA	786.240	100.800	-87,18	1.505.969	187.226	-87,57
ALGERIA	192.780	321.300	66,67	363.531	623.323	71,46
TANZANIA, UNITED REPUBLIC OF	0	20.160	--	0	37.195	--
KENYA	201.600	1.431.360	610,00	328.457	2.871.749	774,32
MAURITANIA	120.960	0	-100,00	201.049	0	-100,00
DJIBOUTI	0	262.079	--	0	510.139	--
SOUTH AFRICA	12.824.637	14.247.319	11,09	23.635.687	27.568.608	16,64
AUSTRALIA	6.995.519	7.922.879	13,26	12.178.381	15.284.728	25,51
NEW ZEALAND	1.958.518	504.000	-74,27	3.485.977	969.949	-72,18
EAST TIMOR	42.840	60.480	41,18	68.944	103.924	50,74

TABEL 5. PERKEMBANGAN EKSPOR INDONESIA MENURUT KOMODITI DAN NEGARA TUJUAN

JENIS BARANG	BERAT BERSIH (KG)		PERUB	NILAI FOB (US \$)		PERUB
	JAN-JUL 2006	JAN-JUL 2007	%	JAN-JUL 2006	JAN-JUL 2007	%
(1)	(2)	(3)	(4)	(5)	(6)	(7)
UNITED STATES	336.267.656	351.719.403	4,60	595.288.272	675.300.326	13,44
CANADA	33.675.590	23.465.868	-30,32	61.481.223	45.561.829	-25,89
MEXICO	14.147.840	11.096.954	-21,56	25.720.128	21.638.109	-15,87
CHILE	5.206.355	3.013.918	-42,11	9.170.436	5.822.340	-36,51
VENEZUELA	5.059.759	3.702.719	-26,82	9.043.997	7.197.847	-20,41
ARGENTINA	16.003.332	12.015.359	-24,92	29.465.278	23.342.352	-20,78
BRAZIL	25.073.510	30.739.552	22,60	47.239.914	61.441.187	30,06
COLOMBIA	11.250.804	10.205.993	-9,29	20.644.635	20.262.085	-1,85
ECUADOR	3.044.160	3.044.160	0,00	5.641.649	6.017.891	6,67
PERU	2.331.840	1.308.720	-43,88	4.213.585	2.315.364	-45,05
DOMINICAN REPUBLIC	80.640	0	-100,00	154.224	0	-100,00
COSTA RICA	439.116	766.080	74,46	746.600	1.423.649	90,68
NORFOLK ISLANDS	100.800	453.600	350,00	232.848	898.128	285,71
UNITED KINGDOM	6.528.809	8.704.380	33,32	11.890.423	16.742.094	40,80
NETHERLANDS	13.586.875	9.673.016	-28,81	24.883.072	18.961.054	-23,80
FRANCE	21.090.584	28.077.167	33,13	39.207.252	55.019.191	40,33
GERMANY, FED. REP. OF	41.776.697	40.666.792	-2,66	78.769.487	81.253.302	3,15
AUSTRIA	120.960	0	-100,00	193.330	0	-100,00
BELGIUM	6.189.577	16.936.011	173,62	11.899.886	33.091.331	178,08
LUXEMBOURG	4.294.080	0	-100,00	8.466.841	0	-100,00
NORWAY	0	38.400	--	0	82.656	--
SWEDEN	846.720	806.400	-4,76	1.610.214	1.603.923	-0,39
IRELAND	278.460	342.720	23,08	491.438	669.710	36,28
ITALY	11.991.419	12.093.478	0,85	22.813.803	24.052.571	5,43
SPAIN	19.993.679	21.952.974	9,80	36.950.714	42.913.566	16,14
PORTUGAL	161.280	0	-100,00	313.471	0	-100,00
GREECE	987.840	544.320	-44,90	1.699.066	1.083.918	-36,21
HUNGARY	1.131.480	599.760	-46,99	2.067.891	1.222.796	-40,87
POLAND	7.883.495	12.218.125	54,98	14.886.495	23.792.614	59,83
ROMANIA	5.034.958	8.774.640	74,27	9.625.126	17.325.630	80,00
YUGOSLAVIA	181.438	0	-100,00	353.126	0	-100,00
UKRAINE	109.836	302.400	175,32	218.024	675.004	209,60
LITHUANIA	0	1.506.300	--	0	3.165.650	--
GEORGIA	0	100.800	--	0	201.580	--
SLOVAKIA	1.260	0	-100,00	2.375	0	-100,00
SLOVENIA	8.692.560	6.608.939	-23,97	16.200.189	12.980.023	-19,88
CZECH REPUBLIC	141.120	624.960	342,86	282.913	1.175.452	315,48
RUSSIA FEDERATION	1.434.312	1.202.861	-16,14	2.901.622	2.401.957	-17,22
-CREPE	3.289.704	13.588.964	313,08	6.138.490	26.883.702	337,95
JAPAN	0	546.985	--	0	1.179.796	--
KOREA, REPUBLIC OF	2	75.600	3.779.900,00	2	153.483	7.674.050,00
TAIWAN	161.280	665.280	312,50	326.908	1.472.890	350,55
CHINA	1.814.400	786.240	-56,67	3.471.640	1.637.294	-52,84
SINGAPORE	2.551	362.880	14.125,01	1.824	744.346	40.708,44
MALAYSIA	0	37.590	--	0	54.881	--
VIET NAM	60.959	201.600	230,71	108.135	398.362	268,39
INDIA	0	282.240	--	0	544.929	--
YEMEN	0	40.320	--	0	76.810	--
TURKEY	0	207.455	--	0	370.119	--
UNITED ARAB EMIRATES	0	504.000	--	0	1.057.783	--
EGYPT	0	60.480	--	0	122.774	--
SOUTH AFRICA	524.160	120.960	-76,92	887.444	200.982	-77,35
AUSTRALIA	20.312	20.160	-0,75	47.077	41.979	-10,83
NEW CALEDONIA	100	0	-100,00	169	0	-100,00
UNITED STATES	564.480	5.699.825	909,75	1.026.144	10.587.054	931,73
CANADA	20	1.411.173	7.055.765,00	53	3.012.614	5.684.077,36
MEXICO	0	100.800	--	0	219.542	--
FRENCH POLYNESIA	1	0	-100,00	25	0	-100,00
UNITED KINGDOM	3	264.770	8.825.566,67	62	493.271	795.498,39
NETHERLANDS	3	0	-100,00	32	0	-100,00
FRANCE	78	101.029	129.424,36	164	171.339	104.375,00
GERMANY, FED. REP. OF	0	765.880	--	0	1.538.054	--
BELGIUM	40.320	40.320	0,00	77.112	68.544	-11,11
DENMARK	154	0	-100,00	334	0	-100,00
SWEDEN	0	40.320	--	0	84.370	--
ITALY	100.800	282.240	180,00	191.016	654.333	242,55
SPAIN	28	60.511	216.010,71	162	136.342	84.061,73
PORTUGAL	53	40.320	75.975,47	187	69.548	37.091,44
GREECE	0	826.560	--	0	1.698.793	--
DEMOCRATIC REPUBLIC OF THE CONG	0	3.106	--	0	7.992	--
YUGOSLAVIA	0	40.320	--	0	85.478	--
-BUNGKIL KELAPA	159.576.979	173.277.115	8,59	9.215.761	19.175.771	108,08
JAPAN	342.000	0	-100,00	66.225	0	-100,00
KOREA, REPUBLIC OF	74.993.722	103.722.413	38,31	3.665.769	11.586.927	216,08
TAIWAN	384.618	3.296.647	757,12	38.526	528.056	1.270,65
CHINA	19.663.460	81.000	-99,59	1.136.514	21.870	-98,08

TABEL 5. PERKEMBANGAN EKSPOR INDONESIA MENURUT KOMODITI DAN NEGARA TUJUAN

JENIS BARANG	BERAT BERSIH (KG)		PERUB	NILAI FOB (US \$)		PERUB
	JAN-JUL 2006	JAN-JUL 2007	%	JAN-JUL 2006	JAN-JUL 2007	%
(1)	(2)	(3)	(4)	(5)	(6)	(7)
SINGAPORE	0	1	--	0	1	--
PHILIPPINES	2.000	0	-100,00	1.500	0	-100,00
MALAYSIA	65.000	0	-100,00	2.582	0	-100,00
BRUNEI DARUSSALAM	0	642	--	0	2.634	--
VIET NAM	11.474.415	39.435.938	243,69	624.513	4.198.236	572,24
INDIA	12.153.200	5.503.529	-54,72	769.425	480.307	-37,58
PAKISTAN	634.550	334.360	-47,31	103.205	40.123	-61,12
AUSTRALIA	0	5.045.270	--	0	524.682	--
NEW ZEALAND	2.640.000	4.000.000	51,52	207.240	340.000	64,06
NETHERLANDS	32.952.496	9.937.515	-69,84	2.287.464	1.293.735	-43,44
FRANCE	18.400	0	-100,00	14.806	0	-100,00
GERMANY, FED. REP. OF	4.150.000	1.900.000	-54,22	270.150	139.400	-48,40
ITALY	0	19.800	--	0	19.800	--
GREECE	103.118	0	-100,00	27.842	0	-100,00
-DEDAK/BEKATUL	226.922.528	220.996.754	-2,61	21.406.186	31.148.151	45,51
JAPAN	24.433.665	10.440.318	-57,27	2.008.107	1.200.636	-40,21
KOREA, REPUBLIC OF	137.596.395	156.355.678	13,63	12.937.631	22.587.025	74,58
TAIWAN	3.572.400	121.610	-96,60	321.916	11.967	-96,28
THAILAND	506.000	486.000	-3,95	70.215	90.099	28,32
SINGAPORE	0	1	--	0	1	--
PHILIPPINES	17.099.999	19.199.640	12,28	1.652.525	2.726.950	65,02
MALAYSIA	22.417	483	-97,85	3.811	7.350	92,86
VIET NAM	43.575.372	34.393.024	-21,07	4.400.030	4.524.123	2,82
SWITZERLAND	116.280	0	-100,00	11.951	0	-100,00
-LAINNYA	1.106.824.543	1.115.709.007	0,80	64.550.734	104.464.800	61,83
JAPAN	11.640.897	10.854.128	-6,76	2.853.504	2.342.592	-17,90
HONG KONG	332	1.495	350,30	6.697	24.545	266,51
KOREA, REPUBLIC OF	115.184.798	152.786.830	32,64	6.008.738	12.880.046	114,36
TAIWAN	1.132.960	1.467.979	29,57	181.021	472.767	161,17
CHINA	286.314	1.909.584	566,95	40.738	1.103.627	2.609,08
THAILAND	58.652.256	56.341.723	-3,94	2.680.490	3.789.390	41,37
SINGAPORE	93.047	6.398.464	6.776,59	154.500	3.428.028	2.118,79
PHILIPPINES	11.168.091	17.381.270	55,63	620.659	1.255.287	102,25
MALAYSIA	3.997.098	1.402.570	-64,91	1.985.288	547.005	-72,45
BRUNEI DARUSSALAM	1.650	445	-73,03	13.776	1.052	-92,36
VIET NAM	40.874.055	77.061.042	88,53	2.451.389	6.405.314	161,29
INDIA	2.533.829	2.282.697	-9,91	1.008.205	1.003.724	-0,44
PAKISTAN	267.805	0	-100,00	54.806	0	-100,00
BANGLADESH	2.862.000	3.351.029	17,09	982.260	1.232.571	25,48
IRAN (ISLAMIC REPUBLIC OF)	0	52.498	--	0	47.282	--
SAUDI ARABIA	750	0	-100,00	503	0	-100,00
BAHRAIN	13.000	0	-100,00	9.225	0	-100,00
EGYPT	511.320	0	-100,00	102.264	0	-100,00
TUNISIA	2.074.250	0	-100,00	82.970	0	-100,00
TANZANIA, UNITED REPUBLIC OF	0	72.000	--	0	71.252	--
MADAGASCAR	0	36.260	--	0	12.328	--
GHANA	0	80.550	--	0	46.481	--
NIGERIA	600.000	720.000	20,00	303.000	390.000	28,71
SOUTH AFRICA	351.000	883.999	151,85	291.519	869.890	198,40
AUSTRALIA	2.742.338	49.356.318	1.699,79	603.274	5.923.270	881,85
NEW ZEALAND	24.500.000	133.667.775	445,58	1.256.398	12.353.168	883,22
EAST TIMOR	15	0	-100,00	6	0	-100,00
UNITED STATES	54.972	7.870	-85,68	186.735	107.162	-42,61
DOMINICAN REPUBLIC	0	718.960	--	0	139.558	--
UNITED KINGDOM	130.000	13.000	-90,00	102.373	14.895	-85,45
NETHERLANDS	712.019.493	509.669.975	-28,42	37.806.428	43.464.392	14,97
GERMANY, FED. REP. OF	70.388.354	89.101.040	26,58	3.486.659	6.460.390	85,29
BELGIUM	3.140	0	-100,00	34.181	0	-100,00
NORWAY	13.000	0	-100,00	8.888	0	-100,00
IRELAND	13.000	0	-100,00	12.350	0	-100,00
ITALY	44.486.773	0	-100,00	1.051.637	0	-100,00
SPAIN	52.000	0	-100,00	37.520	0	-100,00
PORTUGAL	13.000	0	-100,00	11.830	0	-100,00
HUNGARY	0	12.500	--	0	13.125	--
POLAND	26.000	26.000	0,00	19.500	24.245	24,33
UKRAINE	26.000	51.000	96,15	19.873	41.139	107,01
LITHUANIA	13.000	0	-100,00	8.869	0	-100,00
CZECH REPUBLIC	77.000	6	-99,99	59.008	275	-99,53
RUSSIA FEDERATION	21.006	0	-100,00	13.653	0	-100,00
-MINYAK ATSIRI LAINNYA	2.343.035	2.654.327	13,29	35.041.396	45.489.597	29,82
JAPAN	47.708	67.185	40,83	505.698	877.078	73,44
HONG KONG	6.859	7.043	2,68	88.727	39.686	-55,27
KOREA, REPUBLIC OF	540	45	-91,67	3.105	673	-78,33
TAIWAN	438	470	7,31	10.652	42.635	300,25
CHINA	120.461	165.344	37,26	588.610	1.077.890	83,12

TABEL 5. PERKEMBANGAN EKSPOR INDONESIA MENURUT KOMODITI DAN NEGARA TUJUAN

JENIS BARANG	BERAT BERSIH (KG)		PERUB	NILAI FOB (US \$)		PERUB
	JAN-JUL 2006	JAN-JUL 2007	%	JAN-JUL 2006	JAN-JUL 2007	%
(1)	(2)	(3)	(4)	(5)	(6)	(7)
THAILAND	5.042	2.616	-48,12	43.599	34.155	-21,66
SINGAPORE	923.632	906.239	-1,88	11.227.907	14.041.071	25,06
PHILIPPINES	423	733	73,29	12.845	15.828	23,22
MALAYSIA	3.785	3.288	-13,13	40.612	52.739	29,86
BRUNEI DARUSSALAM	5.305	3.512	-33,80	27.314	11.032	-59,61
VIET NAM	0	3.181	--	0	4.237	--
MALDIVES	0	19	--	0	1.169	--
INDIA	189.827	244.885	29,00	2.553.883	2.983.556	16,82
PAKISTAN	16.000	4.109	-74,32	318.800	26.500	-91,69
SRI LANKA	400	500	25,00	6.100	10.450	71,31
SAUDI ARABIA	878	0	-100,00	2.011	0	-100,00
TURKEY	24.688	10.620	-56,98	117.651	69.428	-40,99
UNITED ARAB EMIRATES	17.480	29.489	68,70	173.425	533.522	207,64
BAHRAIN	400	400	0,00	9.680	17.690	82,75
EGYPT	0	616	--	0	4.272	--
KENYA	180	0	-100,00	220	0	-100,00
COTE D'IVOIRE	0	1.717	--	0	11.033	--
SENEGAL	0	858	--	0	6.600	--
BENIN	0	2.254	--	0	12.054	--
SOUTH AFRICA	5.952	4.412	-25,87	34.300	55.050	60,50
MAURITIUS	254	0	-100,00	643	0	-100,00
AUSTRALIA	1.136	2.379	109,42	35.890	34.735	-3,22
GUAM	0	2.000	--	0	4.410	--
PALAU	1	0	-100,00	26	0	-100,00
AMERICAN SAMOA	1.003	0	-100,00	1.031	0	-100,00
TONGA	3.503	0	-100,00	4.315	0	-100,00
UNITED STATES	376.150	585.007	55,52	7.879.112	9.140.225	16,01
CANADA	221	6.504	2.842,99	8.520	56.520	563,38
MEXICO	1.530	5.824	280,65	7.472	42.240	465,31
CHILE	2.000	0	-100,00	23.800	0	-100,00
ARGENTINA	400	314	-21,50	8.665	3.743	-56,80
BRAZIL	6.875	7.311	6,34	97.589	67.707	-30,62
FRENCH POLYNESIA	62	0	-100,00	200	0	-100,00
UNITED KINGDOM	62.783	50.466	-19,62	1.197.577	1.318.251	10,08
NETHERLANDS	153.266	50.286	-67,19	3.067.187	933.639	-69,56
FRANCE	140.945	150.884	7,05	3.066.003	4.298.447	40,20
GERMANY, FED. REP. OF	43.445	86.163	98,33	845.932	2.782.031	228,87
BELGIUM	600	1.300	116,67	142.200	358.353	152,01
SWITZERLAND	114.785	171.115	49,07	1.985.446	5.276.376	165,75
SWEDEN	0	92	--	0	43	--
IRELAND	0	62	--	0	2.652	--
ITALY	1.213	8.904	634,05	33.291	106.862	220,99
SPAIN	57.164	60.028	5,01	861.197	1.120.913	30,16
GREECE	561	253	-54,90	3.276	197	-93,99
POLAND	140	900	542,86	385	5.905	1.433,77
LATVIA	0	5.000	--	0	8.000	--
RUSSIA FEDERATION	5.000	0	-100,00	6.500	0	-100,00
-WANGI-WANGIAN DARI MINYAK ATSII	28.096.879	32.147.324	14,42	85.397.917	106.700.069	24,94
JAPAN	1.466.048	2.827.291	92,85	4.672.384	8.563.523	83,28
HONG KONG	545.476	796.253	45,97	3.465.183	5.048.704	45,70
KOREA, REPUBLIC OF	120.821	127.707	5,70	624.143	846.176	35,57
TAIWAN	1.790.059	2.093.032	16,93	1.960.544	3.317.623	69,22
CHINA	981.111	604.025	-38,43	1.046.167	1.213.536	16,00
MONGOLIA	18.101	0	-100,00	72.497	0	-100,00
MACAU	3.699	875	-76,34	9.057	32.897	263,22
PAPUA NEW GUINEA	170.907	221.051	29,34	525.432	876.304	66,78
THAILAND	2.769.420	2.877.515	3,90	16.931.070	21.385.430	26,31
SINGAPORE	1.594.767	2.801.156	75,65	6.265.978	8.141.269	29,93
PHILIPPINES	873.677	1.260.675	44,30	6.319.851	8.510.642	34,67
MALAYSIA	6.361.321	5.932.771	-6,74	15.391.747	14.297.768	-7,11
MYANMAR (FORM. BURMA)	3.445	100.205	2.808,71	62.340	468.142	650,95
CAMBODIA	972	2.266	133,13	1.642	2.832	72,47
BRUNEI DARUSSALAM	223.522	230.832	3,27	716.974	924.422	28,93
NEPAL	800	0	-100,00	12.960	0	-100,00
VIET NAM	1.108.166	475.110	-57,13	3.801.411	4.513.738	18,74
MALDIVES	446.545	247.644	-44,54	785.911	487.715	-37,94
INDIA	328.964	624.597	89,87	673.727	1.436.775	113,26
PAKISTAN	538.033	325.353	-39,53	1.218.311	917.985	-24,65
BANGLADESH	13.242	17.386	31,29	26.941	39.107	45,16
SRI LANKA	87.314	66.006	-24,40	116.013	67.640	-41,70
AFGHANISTAN	49.809	1.000	-97,99	78.372	14.133	-81,97
IRAQ	17.916	113.721	534,75	42.413	247.431	483,38
IRAN (ISLAMIC REPUBLIC OF)	53.555	71.376	33,28	224.548	235.201	4,74
SAUDI ARABIA	339.412	272.213	-19,80	458.867	515.361	12,31
KUWAIT	520	4.503	765,96	11.537	21.383	85,34
JORDAN	45.641	39.314	-13,86	125.312	118.872	-5,14
LEBANON	11.571	6.813	-41,12	32.423	26.780	-17,40

TABEL 5. PERKEMBANGAN EKSPOR INDONESIA MENURUT KOMODITI DAN NEGARA TUJUAN

JENIS BARANG	BERAT BERSIH (KG)		PERUB	NILAI FOB (US \$)		PERUB
	JAN-JUL 2006	JAN-JUL 2007	%	JAN-JUL 2006	JAN-JUL 2007	%
(1)	(2)	(3)	(4)	(5)	(6)	(7)
PALESTINA	500	0	-100,00	9.950	0	-100,00
YEMEN	377.006	468.216	24,19	681.295	850.393	24,82
TURKEY	0	675	--	0	7.680	--
UNITED ARAB EMIRATES	3.914.274	4.784.298	22,23	10.543.384	11.772.859	11,66
QATAR	1.298	1.256	-3,24	3.476	2.360	-32,11
CYPRUS	6.273	15.606	148,78	16.146	50.735	214,23
EGYPT	19.715	15.629	-20,73	59.955	77.363	29,04
LIBYAN ARAB JAMAHIRIYA	59.771	140.977	135,86	115.041	504.364	338,42
MOROCCO	39.142	0	-100,00	92.478	0	-100,00
SUDAN	19.052	12.733	-33,17	59.141	77.237	30,60
NAMIBIA	216	48.960	22.566,67	399	74.800	18.646,87
TANZANIA, UNITED REPUBLIC OF	102.440	193.000	88,40	198.483	250.870	26,39
MADAGASCAR	32.728	71.328	117,94	65.777	54.036	-17,85
SOMALIA	0	16.727	--	0	25.194	--
KENYA	695.032	1.065.679	53,33	1.100.955	1.881.539	70,90
REUNION	1.476	2.221	50,47	2.838	7.032	147,78
MOZAMBIQUE	3.073	21.362	595,15	10.526	34.365	226,48
EQUATORIAL GUINEA	11.623	955	-91,78	19.572	2.433	-87,57
TOGO	17.795	76.421	329,45	14.548	84.204	478,80
GHANA	104.580	96.911	-7,33	206.754	222.633	7,68
GUINEA	0	3.075	--	0	1.680	--
ANGOLA	61.315	91.403	49,07	112.802	146.250	29,65
CAMEROON	16.497	12.041	-27,01	17.208	17.798	3,43
NIGERIA	39.535	151.932	284,30	66.296	824.055	1.142,99
GABON	25.583	14.296	-44,12	66.327	31.766	-52,11
COTE D'IVOIRE	3.660	103.307	2.722,60	9.987	133.652	1.238,26
SENEGAL	110.031	229.022	108,14	136.251	206.654	51,67
BENIN	143.019	231.539	61,89	502.778	413.564	-17,74
BURKINA FASO	9.250	5.302	-42,68	8.654	4.956	-42,73
GAMBIA	7.679	5.998	-21,89	15.726	20.415	29,82
SEYCHELLES	47.498	31.164	-34,39	64.356	70.840	10,08
UGANDA	110.746	48.198	-56,48	143.416	61.331	-57,24
CENTRAL AFRICAN REPUBLIC	6.543	0	-100,00	10.090	0	-100,00
NIGER	196	0	-100,00	313	0	-100,00
CHAD	793	6.516	721,69	718	9.234	1.186,07
DJIBOUTI	30.020	61.398	104,52	53.178	95.460	79,51
SAINT HELENA	124	0	-100,00	110	0	-100,00
SAO TOME AND PRINCIPE	4.201	0	-100,00	3.294	0	-100,00
SWAZILAND	0	2	--	0	20	--
SOUTH AFRICA	1.017	13.289	1.206,69	7.652	35.554	364,64
MAURITIUS	109.774	132.252	20,48	251.778	313.731	24,61
AUSTRALIA	358.743	102.633	-71,39	731.855	287.944	-60,66
NEW ZEALAND	5.339	7.944	48,79	13.214	27.831	110,62
MICRONESIA, FEDERATED STATES OF	744	1.755	135,89	1.305	6.035	362,45
GUAM	1.929	37	-98,08	12.531	2.355	-81,21
PALAU	0	142	--	0	683	--
NEW CALEDONIA	95	4.397	4.528,42	170	6.236	3.568,24
SAINT VINCENT AND THE GRENADINES	0	4.179	--	0	4.040	--
VANUATU	52.974	103.754	95,86	63.461	201.309	217,22
WALLIS AND FUTUNA ISLANDS	0	2.392	--	0	5.745	--
AMERICAN SAMOA	115	3.226	2.705,22	1.638	7.002	327,47
COOK ISLANDS	32.946	17.025	-48,32	25.393	32.020	26,10
FIJI	53.958	54.163	0,38	154.701	136.517	-11,75
KIRIBATI	11.669	3.262	-72,05	15.356	4.314	-71,91
SAMOA	18.819	15.084	-19,85	31.196	28.567	-8,43
SOLOMON ISLANDS	36.908	64.236	74,04	91.338	138.571	51,71
TONGA	35.075	20.578	-41,33	50.313	34.102	-32,22
TUVALU	0	398	--	0	1.464	--
EAST TIMOR	60.434	4	-99,99	77.817	8	-99,99
UNITED STATES	157.372	277.905	76,59	589.734	1.238.736	110,05
CANADA	33.587	41.115	22,41	75.370	126.314	67,59
MEXICO	6	3.047	50.683,33	40	21.771	54.327,50
GUATEMALA	27	0	-100,00	1.803	0	-100,00
NICARAGUA	0	200	--	0	1.421	--
PANAMA	2.224	0	-100,00	1.225	0	-100,00
SURINAME	2.986	2.581	-13,56	8.579	8.798	2,55
CHILE	1.178	2.503	112,48	2.957	2.819	-4,67
VENEZUELA	0	94	--	0	152	--
ARGENTINA	0	50	--	0	925	--
BRAZIL	181	603	233,15	4.082	7.205	76,51
COLOMBIA	0	15	--	0	285	--
BOLIVIA	0	6.356	--	0	6.501	--
BAHAMAS	0	219	--	0	81	--
JAMAICA	11	1	-90,91	234	72	-69,23
BELIZE	0	238	--	0	3.102	--
BARBADOS	5.105	20.177	295,24	7.313	42.282	478,18
BERMUDA	0	5	--	0	52	--
CAPE VERDE	8.131	11.601	42,68	16.249	13.749	-15,39

TABEL 5. PERKEMBANGAN EKSPOR INDONESIA MENURUT KOMODITI DAN NEGARA TUJUAN

JENIS BARANG	BERAT BERSIH (KG)		PERUB	NILAI FOB (US \$)		PERUB
	JAN-JUL 2006	JAN-JUL 2007	%	JAN-JUL 2006	JAN-JUL 2007	%
(1)	(2)	(3)	(4)	(5)	(6)	(7)
FRENCH POLYNESIA	416	75	-81,97	777	102	-86,87
MARTINIQUE	20	18	-10,00	124	62	-50,00
NETHERLANDS ANTILLES	724	146	-79,83	1.785	1.780	-0,28
GUADELOUPE	258	168	-34,88	374	484	29,41
UNITED KINGDOM	538.292	273.221	-49,24	1.417.517	1.269.039	-10,47
NETHERLANDS	101.286	103.928	2,61	207.704	199.456	-3,97
FRANCE	108.207	195.457	80,63	473.202	1.097.748	131,98
GERMANY, FED. REP. OF	52.047	21.293	-59,09	129.151	80.352	-37,78
AUSTRIA	815	131	-83,93	36.385	35.507	-2,41
BELGIUM	60.970	19.058	-68,74	272.536	54.696	-79,93
SWITZERLAND	1.733	2.960	70,80	14.061	32.511	131,21
DENMARK	0	93	--	0	98	--
NORWAY	0	67	--	0	920	--
SWEDEN	9	3	-66,67	60	5	-91,67
FINLAND	71	0	-100,00	116	0	-100,00
IRELAND	103	1.004	874,76	1.265	6.340	401,19
ITALY	191.498	208.393	8,82	288.496	386.486	33,97
SPAIN	8.697	5.065	-41,76	73.620	100.258	36,18
PORTUGAL	0	1.506	--	0	1.744	--
GREECE	1.440	58.831	3.985,49	10.412	106.367	921,58
DEMOCRATIC REPUBLIC OF THE CONG	10.438	14.644	40,30	23.412	24.906	6,38
HUNGARY	3.239	5.044	55,73	5.580	9.727	74,32
POLAND	104	1.084	942,31	2.541	7.916	211,53
ROMANIA	0	725	--	0	970	--
BULGARIA	980	0	-100,00	6.898	0	-100,00
YUGOSLAVIA	1	0	-100,00	1	0	-100,00
UKRAINE	21.440	24.472	14,14	81.408	51.072	-37,26
LITHUANIA	140	383	173,57	479	2.674	458,25
LATVIA	0	119.619	--	0	176.616	--
MALTA	14.287	2.815	-80,30	16.106	3.350	-79,20
SLOVENIA	375	0	-100,00	120	0	-100,00
CZECH REPUBLIC	50	0	-100,00	847	0	-100,00
RUSSIA FEDERATION	374	824	120,32	9.659	11.429	18,32
ROTAN OLAHAN	15.147.044	17.770.557	17,32	13.542.860	16.858.098	24,48
JAPAN	9.468	31.516	232,87	45.830	199.722	335,79
HONG KONG	2.638.542	847.432	-67,88	2.277.358	778.379	-65,82
KOREA, REPUBLIC OF	10.014	121.077	1.109,08	16.207	138.132	752,30
TAIWAN	348.198	323.080	-7,21	126.675	176.465	39,31
CHINA	9.837.649	13.289.505	35,09	8.660.047	10.623.566	22,67
THAILAND	312.852	349.208	11,62	240.251	328.698	36,81
SINGAPORE	998.591	1.109.711	11,13	786.106	1.078.449	37,19
MALAYSIA	100.636	347.697	245,50	19.556	295.835	1.412,76
BRUNEI DARUSSALAM	0	48	--	0	214	--
VIET NAM	97.350	115.200	18,34	72.104	96.768	34,21
MALDIVES	936	210	-77,56	13.707	815	-94,05
INDIA	0	33.981	--	0	27.215	--
PAKISTAN	0	4.950	--	0	700	--
SRI LANKA	77.473	73.126	-5,61	50.342	58.400	16,01
IRAN (ISLAMIC REPUBLIC OF)	0	14.500	--	0	14.700	--
SAUDI ARABIA	15.000	16.490	9,93	12.350	23.925	93,72
KUWAIT	21.400	40.065	87,22	17.305	21.165	22,31
JORDAN	26.550	52.124	96,32	18.867	45.397	140,62
SYRIA ARAB REPUBLIC	0	42.448	--	0	30.896	--
TURKEY	15	24.373	162.386,67	6	37.165	619.316,67
UNITED ARAB EMIRATES	1.071	1.198	11,86	7.041	4.982	-29,24
CYPRUS	5.843	3.866	-33,84	28.889	15.675	-45,74
EGYPT	0	5.346	--	0	4.931	--
TUNISIA	15.000	0	-100,00	17.400	0	-100,00
KENYA	0	450	--	0	386	--
REUNION	0	167	--	0	269	--
SOUTH AFRICA	83.125	33.631	-59,54	63.647	31.392	-50,68
MAURITIUS	10.358	0	-100,00	1.969	0	-100,00
AUSTRALIA	43.235	60.341	39,57	82.468	552.308	569,72
NEW ZEALAND	9.172	7.983	-12,96	21.659	17.320	-20,03
GUAM	5	58	1.060,00	118	1.000	747,46
NEW CALEDONIA	85	169	98,82	217	544	150,69
VANUATU	1.253	408	-67,44	1.506	388	-74,24
SAMOA	0	1.076	--	0	3.261	--
UNITED STATES	139.787	200.669	43,55	248.425	659.138	165,33
CANADA	4.225	1.144	-72,92	3.258	4.003	22,87
MEXICO	0	13.879	--	0	44.156	--
CHILE	0	275	--	0	8.333	--
ARGENTINA	0	7.063	--	0	13.590	--
BRAZIL	13	833	6.307,69	136	620	355,88
COLOMBIA	0	40.578	--	0	44.611	--
URUGUAY	35	0	-100,00	150	0	-100,00
BAHAMAS	9.973	10.142	1,69	18.556	38.489	107,42

TABEL 5. PERKEMBANGAN EKSPOR INDONESIA MENURUT KOMODITI DAN NEGARA TUJUAN

JENIS BARANG	BERAT BERSIH (KG)		PERUB	NILAI FOB (US \$)		PERUB
	JAN-JUL 2006	JAN-JUL 2007	%	JAN-JUL 2006	JAN-JUL 2007	%
(1)	(2)	(3)	(4)	(5)	(6)	(7)
PUERTO RICO	3.823	4.155	8,68	12.966	10.006	-22,83
COSTA RICA	0	567	--	0	809	--
FRENCH POLYNESIA	1.801	0	-100,00	4.700	0	-100,00
UNITED KINGDOM	8.735	58.113	565,29	13.581	331.864	2.343,59
NETHERLANDS	27.985	49.999	78,66	34.700	82.506	137,77
FRANCE	36.236	42.449	17,15	81.442	127.498	56,55
GERMANY, FED. REP. OF	124.616	176.998	42,03	224.576	307.275	36,82
AUSTRIA	35	0	-100,00	79	0	-100,00
BELGIUM	69	68.581	99.292,75	641	205.445	31.950,70
SWITZERLAND	480	12	-97,50	2.425	30	-98,76
DENMARK	106	5	-95,28	143	3	-97,90
NORWAY	0	886	--	0	9.816	--
SWEDEN	111	546	391,89	634	2.935	362,93
FINLAND	312	659	111,22	667	521	-21,89
ITALY	53.512	44.452	-16,93	84.513	124.478	47,29
SPAIN	34.335	26.582	-22,58	162.092	86.825	-46,43
PORTUGAL	0	206	--	0	285	--
GREECE	1	3.147	314.600,00	1	10.247	1.024.600,00
HUNGARY	0	159	--	0	150	--
ROMANIA	0	16	--	0	33	--
UKRAINE	22.285	43.736	96,26	30.493	84.832	178,20
CROATIA	10	948	9.380,00	32	1.154	3.506,25
SLOVAKIA	0	5.700	--	0	4.788	--
CZECH REPUBLIC	0	4.224	--	0	4.921	--
RUSSIA FEDERATION	14.738	12.400	-15,86	37.025	39.675	7,16
-MINYAK KELAPA SAWIT	6.563.421.484	6.494.948.910	-1,04	2.469.606.941	3.705.342.737	50,04
JAPAN	8.923.286	2.317.286	-74,03	3.965.470	2.099.546	-47,05
HONG KONG	2.354.965	6.033.452	156,20	986.806	3.472.661	251,91
KOREA, REPUBLIC OF	673.381	1.631.711	142,32	368.523	793.968	115,45
TAIWAN	153.700	610.220	297,02	72.370	431.564	496,33
CHINA	1.035.733.947	803.904.976	-22,38	407.801.541	462.774.125	13,48
MONGOLIA	0	5.246.000	--	0	3.338.075	--
MACAU	4.000.000	0	-100,00	1.570.000	0	-100,00
PAPUA NEW GUINEA	970.099	1.608.647	65,82	567.204	1.479.795	160,89
THAILAND	84.449	0	-100,00	41.364	0	-100,00
SINGAPORE	354.072.791	352.919.986	-0,33	129.403.528	200.402.519	54,87
PHILIPPINES	46.043.904	23.751.817	-48,41	19.848.640	16.161.145	-18,58
MALAYSIA	487.623.066	216.938.888	-55,51	171.186.169	129.064.140	-24,61
MYANMAR (FORM. BURMA)	93.848.120	172.264.458	83,56	36.454.165	100.588.069	175,93
CAMBODIA	0	322.848	--	0	251.499	--
BRUNEI DARUSSALAM	235.125	560.085	138,21	141.575	394.425	178,60
LAO PEOPLE'S DEMOCRATIC REPUBLI	0	21.006	--	0	11.845	--
NEPAL	1.500.000	0	-100,00	154.226	0	-100,00
VIET NAM	64.653.079	98.819.448	52,85	24.588.978	59.114.427	140,41
MALDIVES	744.734	716.668	-3,77	468.054	650.858	39,06
INDIA	1.231.706.688	1.702.622.557	38,23	449.472.715	950.937.114	111,57
PAKISTAN	461.330.319	386.105.603	-16,31	176.573.028	223.890.862	26,80
BANGLADESH	253.134.959	358.002.794	41,43	96.690.076	212.506.286	119,78
SRI LANKA	306.828.620	168.374.598	-45,12	115.379.143	97.720.531	-15,30
AFGHANISTAN	0	407.808	--	0	281.591	--
IRAQ	2.500.000	0	-100,00	962.500	0	-100,00
IRAN (ISLAMIC REPUBLIC OF)	58.574.156	83.105.000	41,88	23.515.640	52.634.063	123,83
SAUDI ARABIA	54.530.987	89.120.037	63,43	18.576.250	51.983.276	179,84
JORDAN	217.674.225	3.292.012	-98,49	85.608.897	1.887.663	-97,80
YEMEN	33.718.510	19.558.649	-41,99	13.655.885	10.537.137	-22,84
OMAN	5.000.000	0	-100,00	1.925.000	0	-100,00
SYRIA ARAB REPUBLIC	5.144.024	41.600	-99,19	2.059.243	29.328	-98,58
TURKEY	114.252.489	185.150.007	62,05	43.123.380	106.854.327	147,79
UNITED ARAB EMIRATES	26.713.464	29.188.450	9,26	10.818.573	17.770.032	64,25
QATAR	104.220	0	-100,00	55.236	0	-100,00
EGYPT	136.275.918	261.796.668	92,11	55.338.979	147.396.930	166,35
MOROCCO	6.799.436	1.908.000	-71,94	2.455.831	1.221.120	-50,28
TUNISIA	5.775.000	31.750.100	449,79	2.319.562	18.830.020	711,79
ALGERIA	52.225.000	37.883.031	-27,46	21.139.913	21.166.142	0,12
SUDAN	16.499.553	21.000.000	27,28	6.355.402	12.738.500	100,44
ETHIOPIA	105.251	0	-100,00	58.150	0	-100,00
TANZANIA, UNITED REPUBLIC OF	72.425.860	29.733.821	-58,95	26.493.679	15.281.057	-42,32
MOZAMBIQUE	4.493.633	5.683.043	26,47	1.921.702	3.227.348	67,94
EQUATORIAL GUINEA	822.219	515.113	-37,35	506.855	447.250	-11,76
TOGO	206.823	5.285.642	2.455,64	140.577	3.191.214	2.170,08
GHANA	11.505.754	15.166.108	31,81	5.514.812	11.177.677	102,68
LIBERIA	98.179	188.041	91,53	55.588	176.528	217,56
GUINEA	250.071	4.064.530	1.525,35	138.571	2.254.782	1.527,17
ANGOLA	8.630.409	4.508.731	-47,76	4.788.902	3.430.075	-28,37
CONGO	2.718.287	2.202.081	-18,99	1.429.762	1.590.961	11,27
CAMEROON	5.389.202	571.786	-89,39	2.984.401	423.300	-85,82
NIGERIA	33.830	0	-100,00	25.740	0	-100,00

TABEL 5. PERKEMBANGAN EKSPOR INDONESIA MENURUT KOMODITI DAN NEGARA TUJUAN

JENIS BARANG	BERAT BERSIH (KG)		PERUB	NILAI FOB (US \$)		PERUB
	JAN-JUL 2006	JAN-JUL 2007	%	JAN-JUL 2006	JAN-JUL 2007	%
(1)	(2)	(3)	(4)	(5)	(6)	(7)
SIERRA LEONE	422.167	0	-100,00	232.943	0	-100,00
GABON	2.637.899	0	-100,00	1.583.448	0	-100,00
COTE D'IVOIRE	0	50.976	--	0	35.454	--
SENEGAL	6.221.473	1.812.807	-70,86	3.379.235	1.213.313	-64,10
MAURITANIA	1.519.090	2.026.640	33,41	869.963	1.225.500	40,87
BENIN	1.696.511	1.898.600	11,91	1.145.226	1.646.161	43,74
BURKINA FASO	999.433	0	-100,00	329.812	0	-100,00
GUINEA BISSAU	0	781.010	--	0	565.893	--
GAMBIA	1.797.597	238.531	-86,73	997.862	212.909	-78,66
U.S. VIRGIN ISLANDS	0	1.460.000	--	0	683.360	--
DJIBOUTI	1.342.328	1.005.153	-25,12	722.405	737.516	2,09
SAO TOME AND PRINCIPE	399.105	76.020	-80,95	249.201	60.900	-75,56
SOUTH AFRICA	51.227.019	60.022.634	17,17	19.703.151	30.234.591	53,45
ZAMBIA	0	101.952	--	0	79.421	--
COMOROS	246.886	283.347	14,77	145.577	246.841	69,56
MAURITIUS	1.685.694	39.398	-97,66	760.263	29.745	-96,09
AUSTRALIA	48	217.892	453.841,67	90	132.505	147.127,78
NEW ZEALAND	3.606.180	43.160	-98,80	1.412.281	35.794	-97,47
MICRONESIA, FEDERATED STATES OF	0	26.170	--	0	26.881	--
GUAM	72.518	0	-100,00	41.995	0	-100,00
NORTHERN MARIANA ISLANDS	16.567	47.842	188,78	10.815	37.950	250,90
VANUATU	193.967	227.683	17,38	140.126	232.419	65,86
COOK ISLANDS	16.942	34.666	104,62	11.680	31.046	165,80
FIJI	115.445	147.310	27,60	72.071	119.952	66,44
KIRIBATI	64.051	28.250	-55,89	42.122	27.002	-35,90
MARSHALL ISLANDS	0	25.926	--	0	23.566	--
SAMOA	386.639	407.725	5,45	246.491	375.729	52,43
SOLOMON ISLANDS	150.358	30.540	-79,69	111.143	35.765	-67,82
TONGA	112.103	101.633	-9,34	95.149	94.946	-0,21
TUVALU	4.032	33.935	741,64	2.859	30.828	978,28
EAST TIMOR	487.637	73	-99,99	286.464	21	-99,99
UNITED STATES	42.667.158	31.815.783	-25,43	16.150.952	16.429.828	1,73
CANADA	512.070	6.011.259	1.073,91	262.527	5.321.733	1.927,12
MEXICO	2.499.692	0	-100,00	974.879	0	-100,00
NICARAGUA	2.083	0	-100,00	1.000	0	-100,00
PANAMA	200.161	0	-100,00	141.944	0	-100,00
CHILE	0	1.032.000	--	0	558.790	--
VENEZUELA	1.000.000	0	-100,00	360.000	0	-100,00
BRAZIL	24.910.772	24.042.730	-3,48	9.645.275	14.725.923	52,67
ECUADOR	10.000.794	15.000.583	49,99	3.982.816	6.270.238	57,43
GUYANA	63.018	0	-100,00	30.669	0	-100,00
JAMAICA	142.708	59.875	-58,04	65.015	35.525	-45,36
DOMINICAN REPUBLIC	42.000	0	-100,00	18.533	0	-100,00
COSTA RICA	2.750.000	3.000.000	9,09	957.000	1.515.000	58,31
DOMINICA	147.000	0	-100,00	68.355	0	-100,00
FRENCH POLYNESIA	0	16.510	--	0	13.139	--
NETHERLANDS ANTILLES	18.113	0	-100,00	11.108	0	-100,00
UNITED KINGDOM	31.160.778	19.171.880	-38,47	11.237.921	9.654.340	-14,09
NETHERLANDS	610.692.117	379.989.255	-37,78	222.536.503	206.345.177	-7,28
FRANCE	434.859	0	-100,00	238.652	0	-100,00
GERMANY, FED. REP. OF	177.603.490	290.658.699	63,66	66.797.491	160.498.227	140,28
BELGIUM	5.105.600	1.085.152	-78,75	2.048.576	632.755	-69,11
SWITZERLAND	0	124.941	--	0	83.508	--
DENMARK	9.500.000	0	-100,00	3.311.154	0	-100,00
ITALY	100.486.771	116.967.186	16,40	37.866.439	62.713.286	65,62
SPAIN	93.068.632	66.988.998	-28,02	33.842.132	38.184.082	12,83
PORTUGAL	6.387.407	15.660.137	145,17	2.645.434	8.741.011	230,42
GREECE	8.987.871	37.040.225	312,11	3.564.668	21.226.015	495,46
DEMOCRATIC REPUBLIC OF THE CONG	554.725	5.098.589	819,12	369.825	3.819.455	932,77
POLAND	147.000	0	-100,00	68.166	0	-100,00
ROMANIA	21.583	0	-100,00	10.634	0	-100,00
BULGARIA	2.207.686	8.727.580	295,33	973.614	5.623.702	477,61
YUGOSLAVIA	0	500.000	--	0	256.250	--
AZERBAIJAN	85.018	21.000	-75,30	39.067	15.124	-61,29
KAZAKHSTAN	0	227.000	--	0	145.540	--
KYRGYZSTAN	0	21.006	--	0	15.019	--
TAJIKISTAN	0	22.500	--	0	14.513	--
TURKMENISTAN	0	63.000	--	0	43.785	--
UKRAINE	112.137.410	125.636.119	12,04	32.098.093	70.784.814	120,53
LATVIA	63.120	0	-100,00	29.335	0	-100,00
GEORGIA	151.018	6.180.000	3.992,23	69.417	3.515.400	4.964,18
RUSSIA FEDERATION	47.167.409	133.723.724	183,51	18.894.770	79.370.775	320,07
-MINYAK BIJI KELAPA SAWIT	698.109.292	757.707.649	8,54	340.793.967	483.778.480	41,96
KOREA, REPUBLIC OF	258	1	-99,61	667	3	-99,55
CHINA	81.353.271	189.566.962	133,02	41.361.551	117.521.965	184,13
PAPUA NEW GUINEA	14.250	0	-100,00	16.620	0	-100,00
SINGAPORE	1.299.967	5.376.850	313,61	679.875	3.349.681	392,69

TABEL 5. PERKEMBANGAN EKSPOR INDONESIA MENURUT KOMODITI DAN NEGARA TUJUAN

JENIS BARANG	BERAT BERSIH (KG)		PERUB	NILAI FOB (US \$)		PERUB
	JAN-JUL 2006	JAN-JUL 2007	%	JAN-JUL 2006	JAN-JUL 2007	%
(1)	(2)	(3)	(4)	(5)	(6)	(7)
PHILIPPINES	1.829.178	7.749.371	323,65	878.005	4.830.912	450,21
MALAYSIA	109.077.671	84.800.896	-22,26	56.155.617	49.763.270	-11,38
INDIA	61.511.646	76.682.602	24,66	30.608.223	51.446.774	68,08
PAKISTAN	4.467.204	3.102.978	-30,54	2.383.085	1.874.052	-21,36
BANGLADESH	4.500.000	3.482.606	-22,61	2.343.000	2.185.879	-6,71
SRI LANKA	2.345.000	2.000.000	-14,71	1.217.600	1.264.375	3,84
IRAN (ISLAMIC REPUBLIC OF)	0	1.250.000	--	0	743.750	--
SAUDI ARABIA	3.300.000	1.699.419	-48,50	1.764.200	1.146.535	-35,01
JORDAN	12.678.098	0	-100,00	6.599.687	0	-100,00
SYRIA ARAB REPUBLIC	1.000.000	0	-100,00	490.000	0	-100,00
TURKEY	28.314.192	35.670.941	25,98	15.055.235	22.761.699	51,19
UNITED ARAB EMIRATES	0	250.000	--	0	160.000	--
EGYPT	250.000	7.127.924	2.751,17	127.500	4.767.205	3.638,98
TUNISIA	500.000	2.477.876	395,58	260.000	1.749.401	572,85
ALGERIA	2.664.413	2.010.992	-24,52	1.226.500	1.201.375	-2,05
SUDAN	0	522.000	--	0	404.550	--
TANZANIA, UNITED REPUBLIC OF	850.000	0	-100,00	426.250	0	-100,00
GABON	0	300.000	--	0	252.000	--
MAURITANIA	0	150.000	--	0	92.250	--
SOUTH AFRICA	8.150.166	5.663.280	-30,51	4.433.717	3.758.836	-15,22
UNITED STATES	31.872.367	24.900.192	-21,88	17.539.087	16.286.790	-7,14
MEXICO	8.396.604	9.999.726	19,09	4.229.785	6.339.827	49,89
BRAZIL	57.192.388	25.269.970	-55,82	12.939.594	17.183.829	32,80
UNITED KINGDOM	0	1.150.000	--	0	890.825	--
NETHERLANDS	236.319.845	190.356.127	-19,45	118.838.064	119.222.264	0,32
FRANCE	0	2	--	0	5	--
GERMANY, FED. REP. OF	12.310.000	12.978.083	5,43	6.856.650	9.100.705	32,73
IRELAND	0	14	--	0	85	--
ITALY	10.165.987	13.280.268	30,63	5.229.558	8.411.399	60,84
SPAIN	8.508.555	10.158.834	19,40	4.318.220	6.862.423	58,92
PORTUGAL	0	600.000	--	0	365.000	--
GREECE	3.500.000	12.007.902	243,08	1.724.000	9.136.347	429,95
DEMOCRATIC REPUBLIC OF THE CONG	1.000.000	0	-100,00	509.000	0	-100,00
BULGARIA	0	130.914	--	0	91.547	--
TURKMENISTAN	0	21.870	--	0	21.433	--
UKRAINE	4.526.454	12.165.700	168,77	2.431.016	8.534.974	251,09
GEORGIA	0	1.539.914	--	0	1.050.991	--
RUSSIA FEDERATION	211.778	13.263.435	6.162,90	151.661	11.005.524	7.156,66
-MINYAK NABATI LAIN	530.967.775	632.780.145	19,17	255.473.312	419.891.697	64,36
JAPAN	1.334.049	1.201.141	-9,96	1.846.832	1.021.589	-44,68
HONG KONG	9.246	14.818	60,26	155.449	41.962	-73,01
KOREA, REPUBLIC OF	204.210	21.531.558	10.443,83	140.143	15.250.890	10.782,38
TAIWAN	142.878	424.262	196,94	93.960	307.351	227,11
CHINA	281.120.958	224.692.519	-20,07	120.491.290	135.770.271	12,68
PAPUA NEW GUINEA	80.740	34.871	-56,81	83.189	47.206	-43,25
THAILAND	397.312	550.733	38,61	220.559	434.387	96,95
SINGAPORE	9.541.206	5.413.666	-43,26	5.029.577	2.600.021	-48,31
PHILIPPINES	1.660.348	3.242.099	95,27	858.285	2.545.715	196,60
MALAYSIA	64.459.318	80.548.087	24,96	33.288.523	60.444.850	81,58
CAMBODIA	0	11	--	0	20	--
VIET NAM	309.547	672.750	117,33	208.901	612.176	193,05
MALDIVES	172	31.723	18.343,60	1.039	32.537	3.031,57
INDIA	8.706.553	7.423.151	-14,74	4.573.322	3.947.869	-13,68
PAKISTAN	9.335.502	630.400	-93,25	3.753.720	372.406	-90,08
SRI LANKA	370.719	0	-100,00	249.325	0	-100,00
IRAN (ISLAMIC REPUBLIC OF)	953.073	1.120.129	17,53	653.750	818.302	25,17
SAUDI ARABIA	567.209	2.646.280	366,54	150.129	1.457.538	870,86
KUWAIT	22.000	0	-100,00	14.850	0	-100,00
LEBANON	41.998	22.250	-47,02	37.485	26.589	-29,07
OMAN	64.100	0	-100,00	37.527	0	-100,00
SYRIA ARAB REPUBLIC	448.068	552.443	23,29	326.987	496.505	51,84
TURKEY	9.884.114	9.731.058	-1,55	6.176.547	8.061.002	30,51
UNITED ARAB EMIRATES	0	25	--	0	411	--
CYPRUS	492	215	-56,30	1.314	1.364	3,81
EGYPT	4.368.799	13.555.151	210,27	2.739.944	10.179.339	271,52
MOROCCO	754.800	374.600	-50,37	470.526	283.251	-39,80
TUNISIA	1.200.000	1.195.972	-0,34	630.075	841.490	33,55
ALGERIA	6.515.208	9.287.693	42,55	3.198.857	6.370.982	99,16
SUDAN	0	1.501.149	--	0	908.230	--
TANZANIA, UNITED REPUBLIC OF	2.500.000	105.000	-95,80	850.000	51.975	-93,89
MADAGASCAR	0	163.170	--	0	91.377	--
MOZAMBIQUE	0	135.750	--	0	85.260	--
TOGO	16.915	7.023	-58,48	12.324	8.212	-33,37
CAMEROON	0	19.500	--	0	11.742	--
NIGERIA	242.000	220.000	-9,09	149.930	161.755	7,89
COTE D'IVOIRE	132.000	176.000	33,33	84.480	118.800	40,63
SENEGAL	0	66.000	--	0	46.860	--

TABEL 5. PERKEMBANGAN EKSPOR INDONESIA MENURUT KOMODITI DAN NEGARA TUJUAN

JENIS BARANG	BERAT BERSIH (KG)		PERUB	NILAI FOB (US \$)		PERUB
	JAN-JUL 2006	JAN-JUL 2007	%	JAN-JUL 2006	JAN-JUL 2007	%
(1)	(2)	(3)	(4)	(5)	(6)	(7)
MAURITANIA	0	181.300	--	0	94.276	--
BENIN	0	1.273	--	0	4.068	--
SOUTH AFRICA	2.066.188	4.788.560	131,76	1.353.904	3.291.760	143,13
AUSTRALIA	1.698.154	5.553	-99,67	987.660	25.868	-97,38
NEW ZEALAND	147.000	236	-99,84	87.465	1.228	-98,60
NORTHERN MARIANA ISLANDS	0	5.741	--	0	4.040	--
AMERICAN SAMOA	2.206	0	-100,00	2.269	0	-100,00
FIJI	22.000	0	-100,00	19.800	0	-100,00
TONGA	8.703	0	-100,00	8.825	0	-100,00
EAST TIMOR	94.845	0	-100,00	70.566	0	-100,00
UNITED STATES	33.321.772	29.776.564	-10,64	16.992.661	19.841.262	16,76
CANADA	0	4.725	--	0	38.880	--
CHILE	120.000	80.000	-33,33	54.000	47.080	-12,81
BRAZIL	42.000	2.722.500	6.382,14	38.682	1.826.438	4.621,67
BOLIVIA	22.000	0	-100,00	14.080	0	-100,00
COSTA RICA	88.000	136.500	55,11	50.820	104.930	106,47
FRENCH POLYNESIA	10	0	-100,00	12	0	-100,00
UNITED KINGDOM	1.453	6.847	371,23	7.945	35.779	350,33
NETHERLANDS	47.208.244	151.349.369	220,60	24.047.558	95.820.731	298,46
FRANCE	12.244	110.029	798,64	68.599	103.906	51,47
GERMANY, FED. REP. OF	46.977	2.764.159	5.784,07	32.298	1.923.840	5.856,53
SWITZERLAND	345.000	31	-99,99	214.500	170	-99,92
DENMARK	35.600	35.600	0,00	32.396	40.762	25,82
NORWAY	0	1.183	--	0	4.419	--
SWEDEN	3.558.796	300	-99,99	1.682.568	1.128	-99,93
ITALY	92	0	-100,00	367	0	-100,00
SPAIN	3.600.000	7.799.101	116,64	1.912.500	5.442.562	184,58
GREECE	1.359.660	1.444.208	6,22	770.033	1.030.413	33,81
HUNGARY	21.000	12.500	-40,48	15.015	11.390	-24,14
ROMANIA	425.925	0	-100,00	284.220	0	-100,00
BULGARIA	517.066	613.945	18,74	331.703	524.194	58,03
AZERBAIJAN	66.000	462.000	600,00	55.000	349.965	536,30
BELARUS	0	21.870	--	0	19.902	--
KAZAKHSTAN	0	232.927	--	0	217.859	--
KYRGYZSTAN	306.012	0	-100,00	196.246	0	-100,00
TAJIKISTAN	0	42.876	--	0	35.889	--
UKRAINE	6.557.208	8.877.656	35,39	3.702.399	7.278.758	96,60
UZBEKISTAN	0	446.471	--	0	418.066	--
LITHUANIA	276.784	41	-99,99	201.577	266	-99,87
LATVIA	103.680	729.336	603,45	68.622	637.108	828,43
GEORGIA	611.722	150.377	-75,42	349.977	136.683	-60,95
SLOVENIA	13.000	15.000	15,38	8.395	10.775	28,35
CZECH REPUBLIC	43	331.539	770.920,93	330	177.883	53.803,94
RUSSIA FEDERATION	22.884.857	32.338.631	41,31	15.281.481	26.939.185	76,29
-STEARIN	106.114.893	75.718.973	-28,64	51.963.983	55.898.452	7,57
JAPAN	2.344.518	1.508.975	-35,64	1.257.322	1.083.210	-13,85
HONG KONG	728.998	646.000	-11,39	380.197	526.214	38,41
KOREA, REPUBLIC OF	6.477.173	1.546.800	-76,12	3.216.509	1.101.593	-65,75
TAIWAN	12.439.834	9.799.680	-21,22	6.198.195	7.283.796	17,51
CHINA	37.560.933	28.340.739	-24,55	18.444.627	21.544.956	16,81
THAILAND	5.739.131	4.018.825	-29,98	2.779.547	3.028.462	8,96
SINGAPORE	508.103	336.501	-33,77	278.876	274.058	-1,73
PHILIPPINES	1.701.181	1.574.059	-7,47	842.655	1.278.091	51,67
MALAYSIA	24.000	3.493.042	14.454,34	17.484	2.433.928	13.820,89
MYANMAR (FORM. BURMA)	3.028.999	338.000	-88,84	1.036.589	252.536	-75,64
VIET NAM	1.102.485	1.866.820	69,33	559.425	1.381.046	146,87
INDIA	4.096.047	2.605.528	-36,39	1.598.631	1.294.523	-19,02
PAKISTAN	48.000	83.000	72,92	24.080	64.564	168,12
BANGLADESH	1.537.000	2.696.000	75,41	658.974	1.779.014	169,97
SRI LANKA	206.048	79.371	-61,48	95.735	60.623	-36,68
IRAN (ISLAMIC REPUBLIC OF)	427.000	380.999	-10,77	194.764	284.536	46,09
SAUDI ARABIA	17.000	0	-100,00	9.451	0	-100,00
JORDAN	144.000	272.000	88,89	74.748	211.007	182,29
SYRIA ARAB REPUBLIC	26.000	50.500	94,23	11.830	49.843	321,33
TURKEY	12.351.184	7.575.544	-38,67	6.316.744	5.417.326	-14,24
EGYPT	213.000	512.723	140,72	105.002	411.292	291,70
MOROCCO	49.500	33.500	-32,32	27.600	25.847	-6,35
TUNISIA	12.500	0	-100,00	6.750	0	-100,00
TANZANIA, UNITED REPUBLIC OF	17.000	0	-100,00	10.132	0	-100,00
KENYA	49.500	51.000	3,03	24.583	41.058	67,02
MOZAMBIQUE	0	17.500	--	0	18.725	--
GHANA	51.500	33.500	-34,95	22.820	25.080	9,90
NIGERIA	323.170	473.000	46,36	177.123	378.168	113,51
COTE D'IVOIRE	599.000	216.000	-63,94	323.437	177.070	-45,25
SENEGAL	49.500	0	-100,00	24.255	0	-100,00
SOUTH AFRICA	818.989	342.982	-58,12	430.908	253.316	-41,21
ZAIRE	68.000	0	-100,00	46.648	0	-100,00

TABEL 5. PERKEMBANGAN EKSPOR INDONESIA MENURUT KOMODITI DAN NEGARA TUJUAN

JENIS BARANG	BERAT BERSIH (KG)		PERUB	NILAI FOB (US \$)		PERUB
	JAN-JUL 2006	JAN-JUL 2007	%	JAN-JUL 2006	JAN-JUL 2007	%
(1)	(2)	(3)	(4)	(5)	(6)	(7)
AUSTRALIA	34.000	68.000	100,00	19.023	61.438	222,97
UNITED STATES	1.074.203	477.872	-55,51	692.389	386.812	-44,13
CANADA	65.000	42.509	-34,60	37.602	38.224	1,65
MEXICO	264.001	364.500	38,07	146.470	284.489	94,23
GUATEMALA	16.500	33.000	100,00	9.405	26.120	177,72
CHILE	0	16.500	--	0	13.118	--
VENEZUELA	33.000	17.000	-48,48	18.851	12.750	-32,36
BRAZIL	49.000	0	-100,00	25.528	0	-100,00
COLOMBIA	198.000	0	-100,00	99.770	0	-100,00
ECUADOR	5.530	0	-100,00	4.308	0	-100,00
PERU	16.500	65.999	299,99	8.910	57.458	544,87
DOMINICAN REPUBLIC	148.500	0	-100,00	79.038	0	-100,00
COSTA RICA	33.000	0	-100,00	18.480	0	-100,00
UNITED KINGDOM	548.998	709.000	29,14	288.832	459.768	59,18
NETHERLANDS	5.034.049	1.195.766	-76,25	2.228.255	988.337	-55,65
FRANCE	48.000	72.000	50,00	26.408	52.629	99,29
GERMANY, FED. REP. OF	1.231.699	995.400	-19,18	662.450	688.547	3,94
BELGIUM	416.500	267.000	-35,89	193.956	183.274	-5,51
SWITZERLAND	53.000	14.000	-73,58	28.386	7.960	-71,96
SWEDEN	14.000	40.999	192,85	7.747	31.612	308,05
ITALY	247.777	58.000	-76,59	132.808	43.440	-67,29
SPAIN	1.243.112	990.428	-20,33	657.364	764.971	16,37
PORTUGAL	1.281.679	734.812	-42,67	674.602	619.475	-8,17
GREECE	217.000	33.500	-84,56	111.523	25.626	-77,02
DEMOCRATIC REPUBLIC OF THE CONG	169.000	0	-100,00	120.606	0	-100,00
HUNGARY	0	17.000	--	0	14.819	--
POLAND	555.000	32.000	-94,23	287.156	21.440	-92,53
BULGARIA	108.852	97.183	-10,72	60.460	73.445	21,48
UKRAINE	34.000	221.000	550,00	16.660	168.130	909,18
LATVIA	17.000	54.177	218,69	9.520	49.425	419,17
RUSSIA FEDERATION	198.700	208.740	5,05	101.835	145.263	42,65
-ASAM BERLEMAK LAIN	296.179.158	307.803.185	3,92	142.655.908	173.918.091	21,91
JAPAN	5.324.603	5.165.215	-2,99	3.929.412	3.759.318	-4,33
HONG KONG	189.034	10.080	-94,67	86.766	13.183	-84,81
KOREA, REPUBLIC OF	3.296.049	5.086.892	54,33	2.471.183	3.197.243	29,38
TAIWAN	194.154	482.023	148,27	133.038	400.954	201,38
CHINA	7.352.892	15.843.525	115,47	7.823.302	13.962.425	78,47
THAILAND	529.548	736.645	39,11	563.441	833.372	47,91
SINGAPORE	14.946.353	18.533.149	24,00	10.129.555	14.913.063	47,22
PHILIPPINES	1.099.696	159.140	-85,53	1.243.182	93.977	-92,44
MALAYSIA	2.727.361	11.224.572	311,55	1.193.365	9.036.939	657,27
MYANMAR (FORM. BURMA)	10.452.435	0	-100,00	3.461.279	0	-100,00
NEPAL	90.650	0	-100,00	34.114	0	-100,00
VIET NAM	51.139	477	-99,07	42.058	1.019	-97,58
INDIA	77.305.245	135.704.717	75,54	26.943.025	54.707.638	103,05
PAKISTAN	3.625.752	3.389.370	-6,52	618.419	916.356	48,18
BANGLADESH	0	7.920	--	0	7.351	--
SRI LANKA	32	41.800	130.525,00	215	24.970	11.513,95
IRAN (ISLAMIC REPUBLIC OF)	127.840	525.620	311,15	99.466	559.372	462,38
SAUDI ARABIA	17.859	222.400	1.145,31	11.808	266.285	2.155,12
KUWAIT	21.250	0	-100,00	6.019	0	-100,00
JORDAN	21.812	24.687	13,18	16.949	19.065	12,48
SYRIA ARAB REPUBLIC	51.840	0	-100,00	35.088	0	-100,00
TURKEY	2.638.775	3.540.280	34,16	1.041.310	2.079.282	99,68
EGYPT	919.579	3.821.532	315,57	351.512	1.679.354	377,75
TUNISIA	0	669.948	--	0	261.280	--
ETHIOPIA	0	72.520	--	0	36.260	--
TANZANIA, UNITED REPUBLIC OF	4.300.000	3.900.000	-9,30	1.478.250	1.476.500	-0,12
MADAGASCAR	0	18.130	--	0	5.076	--
MOZAMBIQUE	3.533.200	572.240	-83,80	1.240.554	262.064	-78,88
TOGO	0	177.585	--	0	110.165	--
GHANA	0	106.000	--	0	42.930	--
NIGERIA	44.117	0	-100,00	53.382	0	-100,00
SENEGAL	0	500.000	--	0	207.500	--
MAURITANIA	0	1.345.000	--	0	792.175	--
GAMBIA	0	1.500.000	--	0	626.250	--
DJIBOUTI	290.080	93.100	-67,91	110.230	56.605	-48,65
SOUTH AFRICA	10.850.223	4.897.546	-54,86	4.169.433	2.521.654	-39,52
MAURITIUS	700.088	0	-100,00	239.780	0	-100,00
AUSTRALIA	460.325	348.093	-24,38	536.876	393.928	-26,63
NEW ZEALAND	4.530	0	-100,00	2.898	0	-100,00
UNITED STATES	15.439.446	17.552.453	13,69	14.531.028	16.458.197	13,26
CANADA	72.220	66.960	-7,28	60.094	56.109	-6,63
MEXICO	180.763	152.507	-15,63	170.843	142.990	-16,30
ARGENTINA	382.098	924.490	141,95	369.829	950.491	157,01
BRAZIL	5.469.600	3.957.858	-27,64	5.473.816	4.097.598	-25,14
URUGUAY	0	14.400	--	0	17.328	--

TABEL 5. PERKEMBANGAN EKSPOR INDONESIA MENURUT KOMODITI DAN NEGARA TUJUAN

JENIS BARANG	BERAT BERSIH (KG)		PERUB	NILAI FOB (US \$)		PERUB
	JAN-JUL 2006	JAN-JUL 2007	%	JAN-JUL 2006	JAN-JUL 2007	%
(1)	(2)	(3)	(4)	(5)	(6)	(7)
ECUADOR	11.089	0	-100,00	8.638	0	-100,00
JAMAICA	1.282	2.221	73,24	1.250	1.878	50,24
UNITED KINGDOM	7.973.854	2.375.210	-70,21	3.269.649	1.243.336	-61,97
NETHERLANDS	71.045.680	27.264.102	-61,62	33.085.371	19.918.194	-39,80
FRANCE	80.820	0	-100,00	99.930	0	-100,00
GERMANY, FED. REP. OF	9.205.555	1.446.233	-84,29	4.378.688	1.541.089	-64,80
BELGIUM	164.504	244.570	48,67	205.653	227.775	10,76
DENMARK	1.625.000	0	-100,00	553.750	0	-100,00
ITALY	1.590.570	1.944.181	22,23	1.243.254	1.586.995	27,65
SPAIN	31.720.617	33.128.338	4,44	11.092.367	14.400.471	29,82
PORTUGAL	14.500	0	-100,00	7.387	0	-100,00
GREECE	14.800	9.456	-36,11	13.320	12.087	-9,26
HUNGARY	20.299	0	-100,00	25.132	0	-100,00
-ALAT LISTRIK	308.003.438	317.960.546	3,23	2.605.204.451	2.720.951.068	4,44
JAPAN	33.412.759	31.614.249	-5,38	438.834.535	463.904.952	5,71
HONG KONG	6.305.910	8.319.797	31,94	110.441.122	109.506.813	-0,85
KOREA, DEMOCRATIC PEOPLE'S REPL	472	19	-95,97	19.427	466	-97,60
KOREA, REPUBLIC OF	4.376.299	3.314.161	-24,27	55.842.626	40.845.768	-26,86
TAIWAN	3.154.260	2.715.596	-13,91	31.055.068	28.879.693	-7,00
CHINA	8.827.744	6.162.258	-30,19	71.144.691	73.347.310	3,10
MONGOLIA	0	700	--	0	2.139	--
MACAU	130	0	-100,00	2.100	0	-100,00
PAPUA NEW GUINEA	2.422.170	3.900.275	61,02	3.501.181	5.866.273	67,55
THAILAND	13.382.239	17.477.247	30,60	74.721.259	97.817.020	30,91
SINGAPORE	43.348.526	34.909.410	-19,47	949.589.256	840.444.694	-11,49
PHILIPPINES	6.829.110	8.417.636	23,26	33.788.599	38.599.294	14,24
MALAYSIA	33.697.012	23.268.452	-30,95	141.736.041	115.334.582	-18,63
MYANMAR (FORM. BURMA)	79.948	135.301	69,24	207.703	619.247	198,14
CAMBODIA	2.498	374.737	14.901,48	14.854	1.017.830	6.752,23
BRUNEI DARUSSALAM	222.236	405.042	82,26	944.985	2.193.389	132,11
NEPAL	44.385	32.831	-26,03	69.230	126.662	82,96
VIET NAM	5.535.598	9.066.609	63,79	22.011.305	42.967.799	95,21
MALDIVES	35.371	37.608	6,32	80.286	75.481	-5,98
INDIA	1.299.931	1.880.445	44,66	5.221.317	7.354.769	40,86
PAKISTAN	1.200.964	1.181.165	-1,65	3.224.111	3.194.969	-0,90
BANGLADESH	206.484	333.032	61,29	793.764	995.190	25,38
SRI LANKA	916.505	676.669	-26,17	2.885.792	2.389.209	-17,21
AFGHANISTAN	229.804	206.576	-10,11	377.859	415.450	9,95
IRAN (ISLAMIC REPUBLIC OF)	1.247.633	1.342.970	7,64	2.077.343	5.072.776	144,20
SAUDI ARABIA	5.393.058	9.351.406	73,40	10.657.453	31.039.592	191,25
KUWAIT	1.147.964	984.664	-14,23	2.623.923	2.255.559	-14,04
JORDAN	234.560	416.650	77,63	777.879	1.244.586	60,00
LEBANON	753.607	852.288	13,09	1.481.194	2.054.902	38,73
YEMEN	778.019	1.051.245	35,12	1.472.830	3.009.591	104,34
OMAN	890.819	847.625	-4,85	3.248.416	4.538.612	39,72
SYRIA ARAB REPUBLIC	23.453	49.688	111,86	47.758	136.546	185,91
TURKEY	15.868.540	8.221.180	-48,19	37.134.910	21.760.075	-41,40
UNITED ARAB EMIRATES	14.125.365	26.901.368	90,45	38.210.106	87.622.698	129,32
QATAR	1.888.344	2.368.155	25,41	7.834.337	10.683.705	36,37
BAHRAIN	188.855	104.416	-44,71	607.554	321.325	-47,11
CYPRUS	324.862	531.474	63,60	522.794	1.020.450	95,19
EGYPT	2.030.265	4.625.644	127,83	5.126.019	9.416.388	83,70
LIBYAN ARAB JAMAHIRIYA	346.263	80.417	-76,78	805.185	298.390	-62,94
MOROCCO	13.821	319.675	2.212,97	280.592	1.241.928	342,61
TUNISIA	9.600	84	-99,13	42.000	1.090	-97,40
ALGERIA	7.194	2.736.592	37.939,92	93.708	5.601.157	5.877,25
SUDAN	5.676.130	7.439.875	31,07	9.093.021	14.703.694	61,70
ERITREA	47.844	23.899	-50,05	59.919	44.890	-25,08
ETHIOPIA	307.597	205.876	-33,07	576.029	491.203	-14,73
TANZANIA, UNITED REPUBLIC OF	618.454	856.545	38,50	985.905	2.160.356	119,12
MADAGASCAR	93.612	26.555	-71,63	165.379	54.755	-66,89
SOMALIA	0	47.506	--	0	90.229	--
KENYA	987.004	1.028.310	4,18	1.910.620	3.682.714	92,75
REUNION	2.243	4.552	102,94	19.730	51.157	159,29
MOZAMBIQUE	181.541	929.310	411,90	343.895	2.182.943	534,77
EQUATORIAL GUINEA	122.583	280.832	129,10	179.318	505.620	181,97
TOGO	17.785	43.269	143,29	40.873	115.104	181,61
GHANA	1.287.895	937.002	-27,25	2.643.905	2.619.064	-0,94
LIBERIA	41.308	54.499	31,93	75.227	194.307	158,29
GUINEA	111.244	90.443	-18,70	174.684	133.190	-23,75
ANGOLA	382.717	370.733	-3,13	638.705	1.031.050	61,43
CONGO	0	1.157	--	0	2.481	--
CAMEROON	201.526	124.599	-38,17	296.447	304.784	2,81
NIGERIA	2.567.066	2.346.359	-8,60	4.853.220	8.435.038	73,80
SIERRA LEONE	20.488	0	-100,00	38.096	0	-100,00
GABON	4.133	24.660	496,66	11.413	42.120	269,05
COTE D'IVOIRE	157.645	82.300	-47,79	294.973	203.297	-31,08

TABEL 5. PERKEMBANGAN EKSPOR INDONESIA MENURUT KOMODITI DAN NEGARA TUJUAN

JENIS BARANG	BERAT BERSIH (KG)		PERUB	NILAI FOB (US \$)		PERUB
	JAN-JUL 2006	JAN-JUL 2007	%	JAN-JUL 2006	JAN-JUL 2007	%
(1)	(2)	(3)	(4)	(5)	(6)	(7)
SENEGAL	173.960	301.497	73,31	260.622	613.560	135,42
MAURITANIA	48.600	21.197	-56,38	60.480	57.651	-4,68
MALI	65.075	4.220	-93,52	51.958	88.265	69,88
BENIN	467.388	337.153	-27,86	914.418	904.608	-1,07
BURKINA FASO	35.621	0	-100,00	67.302	0	-100,00
GAMBIA	21.523	25.238	17,26	39.092	54.385	39,12
SEYCHELLES	1.467	0	-100,00	3.916	0	-100,00
UGANDA	576	39.987	6.842,19	5.448	83.998	1.441,81
CENTRAL AFRICAN REPUBLIC	2	18.716	935.700,00	10	56.587	565.770,00
NIGER	3.750	0	-100,00	10.678	0	-100,00
DJIBOUTI	1.055.952	703.354	-33,39	1.931.503	1.719.785	-10,96
SAINT HELENA	0	12	--	0	32	--
SWAZILAND	2.226	0	-100,00	26.017	0	-100,00
SOUTH AFRICA	1.597.735	1.000.183	-37,40	5.167.788	3.226.133	-37,57
ZIMBABWE	6.492	2	-99,97	17.884	12	-99,93
MALAWI	0	2.646	--	0	8.617	--
COMOROS	0	9.997	--	0	1.760	--
MAURITIUS	118.412	79.095	-33,20	461.670	300.900	-34,82
VIRGIN ISLANDS (BRITISH)	142	0	-100,00	2.184	0	-100,00
AUSTRALIA	9.065.998	6.995.535	-22,84	56.171.996	55.639.266	-0,95
NEW ZEALAND	1.727.509	2.135.358	23,61	10.967.889	15.992.006	45,81
NEW CALEDONIA	9.486	4.290	-54,78	43.383	9.337	-78,48
VANUATU	88.464	198.137	123,97	140.609	386.058	174,56
COOK ISLANDS	2.606	1.655	-36,49	3.573	4.278	19,73
FIJI	268.019	284.851	6,28	612.156	721.480	17,86
SAMOA	402.182	759.486	88,84	2.283.750	6.819.977	198,63
SOLOMON ISLANDS	290.015	392.137	35,21	411.175	828.404	101,47
TONGA	25.489	44.493	74,56	45.582	116.532	155,65
TUVALU	59.785	0	-100,00	247.000	0	-100,00
EAST TIMOR	122.198	15.845	-87,03	1.720.595	63.445	-96,31
UNITED STATES	27.980.845	25.212.824	-9,89	197.666.059	229.219.190	15,96
CANADA	1.194.507	1.529.765	28,07	4.428.152	6.921.958	56,32
MEXICO	3.548.104	2.470.494	-30,37	11.737.777	10.866.164	-7,43
GUATEMALA	243.403	540.937	122,24	546.989	2.075.693	279,48
HONDURAS	4.800	172	-96,42	21.280	1.060	-95,02
NICARAGUA	152.706	19.304	-87,36	655.752	44.915	-93,15
PANAMA	134.047	268.907	100,61	348.146	794.077	128,09
CUBA	12.875	0	-100,00	31.110	0	-100,00
SURINAME	158.029	44.105	-72,09	296.166	132.793	-55,16
CHILE	1.561.005	1.644.703	5,36	2.873.320	3.801.715	32,31
VENEZUELA	460.293	2.865.889	522,62	1.214.412	20.383.410	1.578,46
ARGENTINA	440.854	426.119	-3,34	1.834.015	2.174.738	18,58
BRAZIL	730.438	2.781.559	280,81	4.629.770	15.240.523	229,19
COLOMBIA	694.351	822.188	18,41	1.622.497	2.993.772	84,52
URUGUAY	3.950	17	-99,57	19.850	39	-99,80
PARAGUAY	218.764	40.979	-81,27	321.137	88.428	-72,46
ECUADOR	586.552	670.703	14,35	1.015.387	1.241.888	22,31
PERU	166.429	174.498	4,85	531.583	794.432	49,45
GUYANA	66.823	0	-100,00	200.000	0	-100,00
TRINIDAD AND TOBAGO	70.641	147.482	108,78	147.941	329.298	122,59
BAHAMAS	33.802	0	-100,00	214.130	0	-100,00
JAMAICA	1.287	173.618	13.390,13	16.359	369.304	2.157,50
PUERTO RICO	40.950	0	-100,00	1.162.883	0	-100,00
BELIZE	74	60	-18,92	977	901	-7,78
DOMINICAN REPUBLIC	696.765	207.551	-70,21	1.021.352	484.996	-52,51
EL SALVADOR	0	172	--	0	1.060	--
COSTA RICA	157.728	4.011	-97,46	298.971	25.700	-91,40
HAITI	251.613	257.086	2,18	349.903	562.140	60,66
ARUBA	17.536	20.867	19,00	23.180	36.588	57,84
CAPE VERDE	21.602	0	-100,00	44.355	0	-100,00
CAYMAN ISLANDS	0	27	--	0	3.950	--
FRENCH GUIANA	7.478	0	-100,00	33.667	0	-100,00
FRENCH POLYNESIA	9.602	35.470	269,40	34.188	128.927	277,11
MARTINIQUE	7.478	0	-100,00	33.667	0	-100,00
NETHERLANDS ANTILLES	35.592	0	-100,00	78.435	0	-100,00
GUADELOUPE	7.478	0	-100,00	33.667	0	-100,00
UNITED KINGDOM	4.486.211	6.221.792	38,69	14.980.119	24.917.119	66,33
NETHERLANDS	3.235.584	3.973.962	22,82	17.946.269	22.951.563	27,89
FRANCE	2.106.744	2.915.703	38,40	45.165.424	73.905.437	63,63
GERMANY, FED. REP. OF	2.976.527	1.982.391	-33,40	35.783.113	32.000.146	-10,57
AUSTRIA	34.155	16.942	-50,40	454.429	593.327	30,57
BELGIUM	3.765.627	2.513.049	-33,26	11.645.833	7.416.198	-36,32
SWITZERLAND	55.788	1.350.229	2.320,29	547.221	6.654.576	1.116,07
DENMARK	23.880	74.409	211,60	492.567	3.022.241	513,57
NORWAY	98.592	49.073	-50,23	581.257	301.851	-48,07
SWEDEN	205.294	317.282	54,55	4.884.832	4.145.245	-15,14
FINLAND	1.024.961	36.761	-96,41	14.303.102	1.149.257	-91,96
IRELAND	22.528	1.668	-92,60	120.649	12.952	-89,26

TABEL 5. PERKEMBANGAN EKSPOR INDONESIA MENURUT KOMODITI DAN NEGARA TUJUAN

JENIS BARANG	BERAT BERSIH (KG)		PERUB	NILAI FOB (US \$)		PERUB
	JAN-JUL 2006	JAN-JUL 2007	%	JAN-JUL 2006	JAN-JUL 2007	%
(1)	(2)	(3)	(4)	(5)	(6)	(7)
ITALY	2.221.123	3.062.179	37,87	24.380.877	19.112.537	-21,61
SPAIN	4.096.770	6.263.784	52,90	17.230.552	19.270.885	11,84
PORTUGAL	8.602	27.031	214,24	37.888	66.621	75,84
GREECE	1.908.713	2.461.400	28,96	3.577.261	5.277.473	47,53
ANDORRA	3.227	0	-100,00	44.353	0	-100,00
DEMOCRATIC REPUBLIC OF THE CONG	434.474	560.696	29,05	775.728	2.364.522	204,81
HUNGARY	243.632	206.895	-15,08	4.135.174	1.332.704	-67,77
POLAND	525.513	657.405	25,10	3.179.220	3.059.671	-3,76
ROMANIA	1.591	167	-89,50	9.330	13.467	44,34
BULGARIA	15.621	12	-99,92	151.933	761	-99,50
YUGOSLAVIA	1	0	-100,00	36	0	-100,00
ARMENIA	20.070	0	-100,00	31.908	0	-100,00
BELARUS	89.349	397.002	344,33	295.948	779.443	163,37
KAZAKHSTAN	0	152.854	--	0	698.648	--
UKRAINE	93.467	182.863	95,64	755.892	910.216	20,42
LITHUANIA	34.223	107.317	213,58	87.123	464.656	433,33
LATVIA	0	36.553	--	0	176.968	--
GEORGIA	58.801	78.239	33,06	139.320	184.462	32,40
MALTA	2.486	41.026	1.550,28	11.655	98.954	749,03
SLOVAKIA	89.912	84.770	-5,72	1.270.912	1.005.096	-20,92
SLOVENIA	0	145	--	0	404	--
CZECH REPUBLIC	296.502	143.486	-51,61	908.952	1.175.261	29,30
SOUTH GEORGIA AND THE SOUTH SA	23	0	-100,00	787	0	-100,00
RUSSIA FEDERATION	812.982	175.233	-78,45	4.166.561	1.207.307	-71,02
-DIODE TRANSISTOR	733.031	556.506	-24,08	72.024.912	70.709.783	-1,83
JAPAN	101.236	115.639	14,23	28.104.042	26.677.582	-5,08
HONG KONG	85.853	76.879	-10,45	12.167.913	18.177.085	49,39
KOREA, REPUBLIC OF	11.703	2.265	-80,65	89.845	140.453	56,33
TAIWAN	25.640	26.402	2,97	1.603.106	1.679.707	4,78
CHINA	13.266	30.790	132,10	2.317.533	6.136.460	164,78
MONGOLIA	0	67	--	0	811	--
PAPUA NEW GUINEA	0	172	--	0	672	--
THAILAND	1.795	1.350	-24,79	24.794	31.655	27,67
SINGAPORE	451.091	268.195	-40,55	24.733.065	13.873.304	-43,91
PHILIPPINES	539	1.077	99,81	32.687	71.445	118,57
MALAYSIA	24.368	6.987	-71,33	466.183	727.798	56,12
BRUNEI DARUSSALAM	1	1	0,00	11	9	-18,18
VIET NAM	32	30	-6,25	8.077	257	-96,82
INDIA	526	0	-100,00	2.757	0	-100,00
PAKISTAN	499	4	-99,20	1.681	12	-99,29
BANGLADESH	0	13	--	0	26	--
SRI LANKA	812	2.618	222,41	3.070	7.140	132,57
UNITED ARAB EMIRATES	1	0	-100,00	439	0	-100,00
KENYA	0	2.619	--	0	39.579	--
NIGERIA	0	60	--	0	192	--
SEYCHELLES	38	0	-100,00	158	0	-100,00
AUSTRALIA	0	143	--	0	8.371	--
UNITED STATES	6.296	11.855	88,29	685.465	1.163.750	69,78
BRAZIL	780	0	-100,00	21.292	0	-100,00
UNITED KINGDOM	1	1.496	149.500,00	128	161.547	126.108,59
NETHERLANDS	0	11	--	0	8.800	--
GERMANY, FED. REP. OF	8.358	7.786	-6,84	1.437.497	1.656.444	15,23
BELGIUM	2	0	-100,00	929	0	-100,00
DENMARK	10	2	-80,00	934	164	-82,44
FINLAND	109	44	-59,63	316.253	146.496	-53,68
SLOVAKIA	75	0	-100,00	7.053	0	-100,00
RUSSIA FEDERATION	0	1	--	0	24	--
-AUDIO VISUAL	78.301.589	62.053.506	-20,75	1.359.221.228	1.458.180.985	7,28
JAPAN	2.695.431	4.378.859	62,45	79.690.396	120.552.308	51,28
HONG KONG	2.520.725	1.671.340	-33,70	90.410.711	102.989.826	13,91
KOREA, DEMOCRATIC PEOPLE'S REPL	865	0	-100,00	30.629	0	-100,00
KOREA, REPUBLIC OF	878.628	859.280	-2,20	46.930.057	47.453.177	1,11
TAIWAN	220.598	123.428	-44,05	4.300.045	2.441.039	-43,23
CHINA	791.923	953.533	20,41	25.368.909	38.884.450	53,28
MACAU	8	0	-100,00	98	0	-100,00
PAPUA NEW GUINEA	43.016	71.614	66,48	214.865	330.701	53,91
THAILAND	1.669.908	1.031.122	-38,25	18.433.493	13.836.880	-24,94
SINGAPORE	24.713.527	11.886.328	-51,90	297.510.476	328.547.489	10,43
PHILIPPINES	721.679	320.755	-55,55	7.408.219	8.818.049	19,03
MALAYSIA	2.089.911	1.765.156	-15,54	32.896.897	28.819.790	-12,39
MYANMAR (FORM. BURMA)	77.418	166.895	115,58	179.706	689.698	283,79
CAMBODIA	9.511	0	-100,00	307.007	0	-100,00
BRUNEI DARUSSALAM	986	1.510	53,14	5.919	6.381	7,81
NEPAL	467	0	-100,00	2.342	0	-100,00
VIET NAM	967.224	614.345	-36,48	26.594.609	44.312.068	66,62
MALDIVES	40	0	-100,00	486	0	-100,00

TABEL 5. PERKEMBANGAN EKSPOR INDONESIA MENURUT KOMODITI DAN NEGARA TUJUAN

JENIS BARANG	BERAT BERSIH (KG)		PERUB	NILAI FOB (US \$)		PERUB
	JAN-JUL 2006	JAN-JUL 2007	%	JAN-JUL 2006	JAN-JUL 2007	%
(1)	(2)	(3)	(4)	(5)	(6)	(7)
INDIA	455.312	386.963	-15,01	9.197.683	9.252.188	0,59
PAKISTAN	46.458	129.536	178,82	282.421	644.989	128,38
BANGLADESH	42.887	5.048	-88,23	149.657	68.975	-53,91
SRI LANKA	66.195	106.575	61,00	290.171	408.067	40,63
IRAQ	1	0	-100,00	25	0	-100,00
IRAN (ISLAMIC REPUBLIC OF)	85.369	69.582	-18,49	2.408.144	1.266.299	-47,42
SAUDI ARABIA	1.598.239	936.457	-41,41	10.845.277	8.113.366	-25,19
KUWAIT	361.566	345.387	-4,47	3.591.578	4.459.971	24,18
JORDAN	204.795	80.184	-60,85	1.231.386	647.900	-47,38
LEBANON	27.174	3.991	-85,31	114.232	258.580	126,36
YEMEN	178.991	218.613	22,14	504.334	823.538	63,29
OMAN	249.502	95.940	-61,55	1.762.683	1.027.584	-41,70
SYRIA ARAB REPUBLIC	136.266	110.056	-19,23	316.427	338.294	6,91
TURKEY	263.235	220.221	-16,34	9.188.339	7.978.702	-13,16
UNITED ARAB EMIRATES	4.324.315	3.258.118	-24,66	42.202.683	43.581.147	3,27
QATAR	135.043	69.665	-48,41	1.085.228	636.358	-41,36
BAHRAIN	10.008	1	-99,99	38.758	24	-99,94
CYPRUS	1.611	881	-45,31	37.519	32.476	-13,44
EGYPT	204.891	166.647	-18,67	3.780.437	3.910.276	3,43
LIBYAN ARAB JAMAHIRIYA	83.657	14.312	-82,89	385.514	120.278	-68,80
MOROCCO	73.068	2.689	-96,32	390.690	75.097	-80,78
TUNISIA	2.841	3.202	12,71	78.660	105.000	33,49
ALGERIA	0	4.676	--	0	108.315	--
SUDAN	31.705	31.727	0,07	73.533	86.733	17,95
ERITREA	951	0	-100,00	33.524	0	-100,00
ETHIOPIA	123.396	63.344	-48,67	305.289	164.942	-45,97
TANZANIA, UNITED REPUBLIC OF	428	2.674	524,77	900	86.377	9.497,44
MADAGASCAR	0	73	--	0	90	--
KENYA	0	6.550	--	0	64.564	--
REUNION	0	8.448	--	0	23.234	--
EQUATORIAL GUINEA	520	0	-100,00	1.095	0	-100,00
TOGO	302	0	-100,00	17.114	0	-100,00
GHANA	146.916	24.962	-83,01	547.288	83.364	-84,77
LIBERIA	3.352	0	-100,00	13.525	0	-100,00
GUINEA	63.522	32.668	-48,57	165.956	103.030	-37,92
ANGOLA	70.008	26.517	-62,12	162.598	47.602	-70,72
CONGO	13.026	14.049	7,85	47.290	41.040	-13,22
CAMEROON	0	843	--	0	1.383	--
NIGERIA	928.662	1.228.751	32,31	2.571.545	2.944.066	14,49
COTE D'IVOIRE	30.597	11.560	-62,22	146.482	34.975	-76,12
SENEGAL	2.871	2.999	4,46	81.190	416.070	412,46
MAURITANIA	58.943	47.124	-20,05	163.706	126.412	-22,78
BENIN	60	16.168	26.846,67	60	8.413	13.921,67
SEYCHELLES	1.425	0	-100,00	5.893	0	-100,00
UGANDA	0	80	--	0	270	--
NIGER	0	35	--	0	26	--
DJIBOUTI	18.770	4.875	-74,03	106.145	131.100	23,51
SAO TOME AND PRINCIPE	4.508	0	-100,00	3.500	0	-100,00
SOUTH AFRICA	563.043	200.119	-64,46	5.985.265	4.361.021	-27,14
ZAMBIA	14.580	0	-100,00	66.628	0	-100,00
MAURITIUS	45.209	94	-99,79	349.949	402	-99,89
AUSTRALIA	1.062.829	1.637.985	54,12	18.765.120	22.676.448	20,84
NEW ZEALAND	296.160	260.059	-12,19	4.695.785	8.042.034	71,26
NEW CALEDONIA	14	64	357,14	279	1.388	397,49
NORTHERN MARIANA ISLANDS	0	4	--	0	65	--
VANUATU	2.761	4.264	54,44	24.932	36.849	47,80
AMERICAN SAMOA	10	0	-100,00	27	0	-100,00
FIJI	14.853	20	-99,87	64.480	499	-99,23
SAMOA	23	0	-100,00	284	0	-100,00
TONGA	27	1.152	4.166,67	348	1.421	308,33
CHRISTMAS ISLANDS	65	0	-100,00	500	0	-100,00
EAST TIMOR	367.195	102.025	-72,22	6.929.850	2.487.035	-64,11
UNITED STATES	9.702.215	8.443.498	-12,97	240.853.783	209.009.999	-13,22
CANADA	378.129	275.003	-27,27	11.540.957	11.996.844	3,95
MEXICO	711.042	358.520	-49,58	11.660.367	19.566.969	67,81
GUATEMALA	11.746	28.196	140,05	90.226	210.396	133,19
HONDURAS	2.307	2.452	6,29	15.118	17.561	16,16
PANAMA	177.130	137.192	-22,55	3.576.109	3.662.373	2,41
CHILE	25.126	42.373	68,64	557.721	1.237.453	121,88
VENEZUELA	299	2.905	871,57	76.956	651.313	746,34
ARGENTINA	47.619	45.204	-5,07	1.516.416	1.892.968	24,83
BRAZIL	425.746	323.737	-23,96	10.791.493	7.952.616	-26,31
COLOMBIA	4.746	15.181	219,87	160.703	976.916	507,90
BOLIVIA	3.618	0	-100,00	97.391	0	-100,00
URUGUAY	28.982	7.512	-74,08	61.577	194.493	215,85
PARAGUAY	0	2	--	0	34	--
ECUADOR	1.580	4.449	181,58	13.682	25.907	89,35
PERU	14.869	9.219	-38,00	733.794	1.105.589	50,67

TABEL 5. PERKEMBANGAN EKSPOR INDONESIA MENURUT KOMODITI DAN NEGARA TUJUAN

JENIS BARANG	BERAT BERSIH (KG)		PERUB	NILAI FOB (US \$)		PERUB
	JAN-JUL 2006	JAN-JUL 2007	%	JAN-JUL 2006	JAN-JUL 2007	%
(1)	(2)	(3)	(4)	(5)	(6)	(7)
GUYANA	47	0	-100,00	3.096	0	-100,00
PUERTO RICO	6.231	2.948	-52,69	627.566	1.071.412	70,72
EL SALVADOR	14	1	-92,86	3.262	285	-91,26
COSTA RICA	203	60	-70,44	51.085	19.971	-60,91
CAPE VERDE	535	0	-100,00	1.638	0	-100,00
FRENCH GUIANA	0	27.469	--	0	99.550	--
FRENCH POLYNESIA	5	0	-100,00	48	0	-100,00
MARTINIQUE	26.203	36.767	40,32	84.325	126.480	49,99
NETHERLANDS ANTILLES	1.069	0	-100,00	86.119	0	-100,00
GADELOUPE	26.344	45.138	71,34	84.704	150.069	77,17
UNITED KINGDOM	2.044.632	2.277.247	11,38	17.380.495	23.643.822	36,04
NETHERLANDS	1.452.666	1.341.886	-7,63	58.943.823	31.211.724	-47,05
FRANCE	506.531	498.327	-1,62	5.549.770	8.820.438	58,93
GERMANY, FED. REP. OF	1.663.138	3.549.701	113,43	45.363.419	58.620.859	29,22
AUSTRIA	12.855	27.736	115,76	383.932	314.720	-18,03
BELGIUM	4.913.566	4.974.346	1,24	103.269.646	113.111.290	9,53
SWITZERLAND	12.345	15.686	27,06	409.105	983.872	140,49
GIBRALTAR	0	50	--	0	5.712	--
DENMARK	127.054	75.849	-40,30	1.179.949	379.728	-67,82
NORWAY	15.792	16.293	3,17	18.633	24.371	30,79
SWEDEN	205.102	252.127	22,93	4.084.527	2.865.626	-29,84
FINLAND	1.341.060	1.172.540	-12,57	30.576.339	26.183.371	-14,37
IRELAND	503	3.300	556,06	10.919	49.890	356,91
ITALY	572.945	601.813	5,04	13.061.309	14.292.997	9,43
SPAIN	353.800	215.455	-39,10	6.330.928	5.208.555	-17,73
PORTUGAL	269	11.462	4.160,97	1.625	328.505	20.115,69
GREECE	39.112	27.902	-28,66	304.022	378.123	24,37
ANDORRA	1.991	0	-100,00	27.366	0	-100,00
DEMOCRATIC REPUBLIC OF THE CONG	12.385	1.228	-90,08	46.656	4.038	-91,35
HUNGARY	415.713	293.402	-29,42	1.834.440	1.728.049	-5,80
POLAND	61.577	181.459	194,69	1.536.802	7.979.745	419,24
ROMANIA	18.109	31.328	73,00	2.861.256	719.600	-74,85
BULGARIA	39.978	3.076	-92,31	711.662	257.240	-63,85
YUGOSLAVIA	14.418	16.447	14,07	455.385	364.133	-20,04
ALBANIA	0	1.232	--	0	27.534	--
ARMENIA	4.224	0	-100,00	127.613	0	-100,00
KAZAKHSTAN	5.427	0	-100,00	28.193	0	-100,00
UKRAINE	378.758	148.481	-60,80	1.487.634	1.111.596	-25,28
LITHUANIA	1	5.884	588.300,00	8	24.178	302.125,00
LATVIA	94	0	-100,00	31.380	0	-100,00
ESTONIA	23.284	26.001	11,67	113.315	117.621	3,80
CROATIA	10.994	11.998	9,13	310.341	321.067	3,46
MALTA	171	0	-100,00	3.289	0	-100,00
SLOVAKIA	22.433	86.905	287,40	576.945	4.099.716	610,59
SLOVENIA	5.089	0	-100,00	138.175	0	-100,00
CZECH REPUBLIC	268.249	613.209	128,60	6.642.418	18.496.385	178,46
REP. OF MACEDONIA	0	2.957	--	0	66.882	--
RUSSIA FEDERATION	2.341.499	1.958.211	-16,37	13.234.983	12.960.267	-2,08
-FOTOGRAFI DAN OPTIK	1.873.054	2.765.236	47,63	111.324.664	121.862.699	9,47
JAPAN	70.697	75.342	6,57	7.424.777	8.663.374	16,68
HONG KONG	26.373	48.922	85,50	2.687.492	3.516.422	30,84
KOREA, REPUBLIC OF	7.736	4.186	-45,89	194.816	133.750	-31,35
TAIWAN	12.657	2.931	-76,84	1.945.801	207.786	-89,32
CHINA	29.546	28.634	-3,09	4.990.811	2.966.798	-40,55
THAILAND	30.580	6.742	-77,95	393.321	347.718	-11,59
SINGAPORE	818.436	919.453	12,34	62.674.650	65.318.951	4,22
PHILIPPINES	1.530	5.352	249,80	190.125	1.648.964	767,31
MALAYSIA	9.536	28.863	202,67	358.670	1.150.279	220,71
MYANMAR (FORM. BURMA)	39	90	130,77	8.342	14.975	79,51
NEPAL	89	1.243	1.296,63	428	25.459	5.848,36
VIET NAM	4.800	4.904	2,17	209.971	129.944	-38,11
MALDIVES	20	0	-100,00	101	0	-100,00
INDIA	52.704	49.034	-6,96	967.937	1.146.563	18,45
PAKISTAN	9.368	2.898	-69,06	37.212	18.152	-51,22
BANGLADESH	3.968	2.950	-25,66	28.938	13.011	-55,04
SRI LANKA	3.134	1.170	-62,67	37.978	18.994	-49,99
IRAN (ISLAMIC REPUBLIC OF)	161	0	-100,00	1.204	0	-100,00
SAUDI ARABIA	430	2.357	448,14	3.014	46.012	1.426,61
KUWAIT	10	0	-100,00	171	0	-100,00
LEBANON	368	23	-93,75	16.623	7.083	-57,39
SYRIA ARAB REPUBLIC	352	2.512	613,64	4.827	11.573	139,76
TURKEY	194	1.272	555,67	36.356	32.306	-11,14
UNITED ARAB EMIRATES	4.000	5.433	35,83	168.942	143.519	-15,05
EGYPT	1.039	2.398	130,80	4.547	43.663	860,26
MOROCCO	0	290	--	0	10.529	--
TUNISIA	0	10	--	0	2.272	--
KENYA	0	43	--	0	1.363	--

TABEL 5. PERKEMBANGAN EKSPOR INDONESIA MENURUT KOMODITI DAN NEGARA TUJUAN

JENIS BARANG	BERAT BERSIH (KG)		PERUB	NILAI FOB (US \$)		PERUB
	JAN-JUL 2006	JAN-JUL 2007	%	JAN-JUL 2006	JAN-JUL 2007	%
(1)	(2)	(3)	(4)	(5)	(6)	(7)
TOGO	0	1.911	--	0	51.797	--
NIGERIA	336	652	94,05	496	6.733	1.257,46
SOUTH AFRICA	32	842	2.531,25	605	22.657	3.644,96
MAURITIUS	265	555	109,43	5.230	20.968	300,92
AUSTRALIA	2.027	2.606	28,56	76.349	91.844	20,29
NEW ZEALAND	157	111	-29,30	2.572	1.751	-31,92
VANUATU	763	90	-88,20	9.453	283	-97,01
SOLOMON ISLANDS	771	0	-100,00	2.166	0	-100,00
UNITED STATES	625.936	990.422	58,23	19.492.354	21.819.099	11,94
CANADA	2.853	409.079	14.238,56	447.220	1.653.251	269,67
MEXICO	7.398	770	-89,59	108.639	61.496	-43,39
PANAMA	0	160	--	0	4.236	--
VENEZUELA	1.319	0	-100,00	60.175	0	-100,00
ARGENTINA	1.158	2.965	156,04	15.390	27.827	80,81
BRAZIL	7.028	3.597	-48,82	183.833	73.322	-60,11
COLOMBIA	5.050	3.152	-37,58	124.446	169.588	36,27
URUGUAY	0	85	--	0	1.471	--
ECUADOR	1.697	1.627	-4,12	96.611	90.401	-6,43
PERU	2.178	0	-100,00	26.669	0	-100,00
PUERTO RICO	0	769	--	0	2.617	--
DOMINICAN REPUBLIC	3.018	3.833	27,00	73.491	129.665	76,44
COSTA RICA	1.341	792	-40,94	19.964	26.684	33,66
ARUBA	0	22	--	0	340	--
NETHERLANDS ANTILLES	0	256	--	0	65.947	--
UNITED KINGDOM	41.708	39.016	-6,45	848.290	784.648	-7,50
NETHERLANDS	1.545	4.582	196,57	196.901	291.046	47,81
FRANCE	672	4.904	629,76	139.665	157.047	12,45
GERMANY, FED. REP. OF	71.353	76.961	7,86	6.692.698	9.099.456	35,96
BELGIUM	282	237	-15,96	10.955	9.006	-17,79
SWITZERLAND	31	315	916,13	346	6.340	1.732,37
LUXEMBOURG	293	0	-100,00	49.628	0	-100,00
DENMARK	431	1.978	358,93	4.200	222.911	5.207,40
NORWAY	0	4.789	--	0	891.052	--
SWEDEN	0	183	--	0	61.378	--
FINLAND	53	28	-47,17	7.177	11.208	56,17
ITALY	469	2.012	329,00	12.170	51.505	323,21
SPAIN	3.973	2.954	-25,65	178.311	209.000	17,21
PORTUGAL	45	2.905	6.355,56	556	34.858	6.169,42
GREECE	229	620	170,74	3.437	158	-95,40
HUNGARY	239	0	-100,00	5.285	0	-100,00
ROMANIA	67	5	-92,54	17.966	1.989	-88,93
BULGARIA	0	118	--	0	5.097	--
YUGOSLAVIA	39	26	-33,33	15.845	8.076	-49,03
SLOVAKIA	159	418	162,89	3.454	8.785	154,34
SLOVENIA	372	45	-87,90	5.063	998	-80,29
CZECH REPUBLIC	0	1.735	--	0	64.717	--
RUSSIA FEDERATION	0	57	--	0	1.987	--
-ALAT UKUR	278.591	540.171	93,89	4.452.765	9.179.829	106,16
JAPAN	263	170	-35,36	59.615	23.445	-60,67
HONG KONG	266	1.420	433,83	35.110	165.897	372,51
KOREA, REPUBLIC OF	0	2.804	--	0	33.178	--
TAIWAN	0	1.133	--	0	3.212	--
CHINA	782	133.081	16.918,03	1.207	504.193	41.672,41
PAPUA NEW GUINEA	927	1.539	66,02	1.191	4.759	299,58
THAILAND	645	43	-93,33	162.879	3.265	-98,00
SINGAPORE	207.944	236.520	13,74	2.236.059	5.479.488	145,05
PHILIPPINES	24	0	-100,00	150	0	-100,00
MALAYSIA	31.303	97.696	212,10	101.164	156.815	55,01
BRUNEI DARUSSALAM	20	14	-30,00	500	2.290	358,00
VIET NAM	0	4.325	--	0	241.657	--
INDIA	0	3	--	0	3.424	--
PAKISTAN	144	5.834	3.951,39	1.441	1.153.276	79.933,03
KUWAIT	270	227	-15,93	1.471	6.346	331,41
YEMEN	0	7.399	--	0	8.596	--
OMAN	200	0	-100,00	689	0	-100,00
UNITED ARAB EMIRATES	2.680	1.711	-36,16	287.860	54.309	-81,13
QATAR	85	1.854	2.081,18	116.783	358.181	206,71
EGYPT	250	90	-64,00	5.800	28.647	393,91
SUDAN	0	250	--	0	1.358	--
GUINEA	47	0	-100,00	130	0	-100,00
CONGO	93	102	9,68	1.140	500	-56,14
RWANDA	208	0	-100,00	4.455	0	-100,00
AUSTRALIA	1.528	860	-43,72	34.718	18.945	-45,43
NEW ZEALAND	0	3	--	0	401	--
UNITED STATES	3.443	7.876	128,75	278.049	210.278	-24,37
CANADA	0	900	--	0	22.000	--
COLOMBIA	0	2.999	--	0	6.482	--

TABEL 5. PERKEMBANGAN EKSPOR INDONESIA MENURUT KOMODITI DAN NEGARA TUJUAN

JENIS BARANG	BERAT BERSIH (KG)		PERUB	NILAI FOB (US \$)		PERUB
	JAN-JUL 2006	JAN-JUL 2007	%	JAN-JUL 2006	JAN-JUL 2007	%
(1)	(2)	(3)	(4)	(5)	(6)	(7)
EL SALVADOR	50	0	-100,00	848	0	-100,00
UNITED KINGDOM	2.632	16.353	521,31	186.035	222.143	19,41
NETHERLANDS	1.775	4	-99,77	88.580	12.071	-86,37
FRANCE	1.104	69	-93,75	105.682	527	-99,50
GERMANY, FED. REP. OF	7.596	6.406	-15,67	90.449	57.979	-35,90
BELGIUM	0	4.200	--	0	12.084	--
SWITZERLAND	0	1.266	--	0	5.947	--
DENMARK	35	0	-100,00	4.597	0	-100,00
NORWAY	694	760	9,51	49.757	98.667	98,30
SWEDEN	338	0	-100,00	25.363	0	-100,00
IRELAND	1.860	0	-100,00	138.616	0	-100,00
GREECE	2.214	0	-100,00	150.964	0	-100,00
DEMOCRATIC REPUBLIC OF THE CONG	0	450	--	0	18.960	--
ROMANIA	0	255	--	0	9.917	--
KYRGYZSTAN	0	212	--	0	220	--
UKRAINE	9.036	0	-100,00	273.459	0	-100,00
LITHUANIA	135	0	-100,00	8.004	0	-100,00
RUSSIA FEDERATION	0	1.343	--	0	250.372	--
-LONCENG, ARLOJI DAN BAGIANNYA	3.103.959	3.206.100	3,29	45.145.450	51.077.454	13,14
JAPAN	119.879	137.427	14,64	3.276.245	3.338.453	1,90
HONG KONG	193.710	182.308	-5,89	2.213.658	3.351.182	51,39
KOREA, REPUBLIC OF	21.579	14.795	-31,44	256.587	221.236	-13,78
TAIWAN	212.095	467.059	120,21	1.179.738	2.018.292	71,08
CHINA	20.518	23.663	15,33	268.306	394.219	46,93
MACAU	5.741	6.301	9,75	59.060	83.499	41,38
PAPUA NEW GUINEA	2.656	3.989	50,19	10.992	13.105	19,22
THAILAND	60.929	23.853	-60,85	873.237	845.189	-3,21
SINGAPORE	360.843	372.088	3,12	7.753.117	12.106.565	56,15
PHILIPPINES	50.074	112.130	123,93	523.397	1.690.354	222,96
MALAYSIA	265.848	85.153	-67,97	2.449.663	3.260.963	33,12
MYANMAR (FORM. BURMA)	1.780	1.436	-19,33	3.212	5.962	85,62
CAMBODIA	16.851	0	-100,00	114.378	0	-100,00
BRUNEI DARUSSALAM	3.797	0	-100,00	60.892	0	-100,00
VIET NAM	146.756	172.719	17,69	1.709.083	2.960.693	73,23
MALDIVES	3.756	0	-100,00	27.675	0	-100,00
INDIA	312.998	414.598	32,46	2.346.843	3.310.042	41,04
PAKISTAN	1.626	536	-67,04	29.035	6.288	-78,34
BANGLADESH	4	0	-100,00	30	0	-100,00
SRI LANKA	2.199	4.873	121,60	20.133	62.609	210,98
SAUDI ARABIA	1.625	1.105	-32,00	12.010	17.281	43,89
KUWAIT	343	192	-44,02	8.505	5.071	-40,38
JORDAN	0	6.706	--	0	56.450	--
YEMEN	62.352	525	-99,16	521.581	3.150	-99,40
OMAN	11.880	22.295	87,67	130.885	103.583	-20,86
TURKEY	2.261	0	-100,00	2.004.859	0	-100,00
UNITED ARAB EMIRATES	6.039	4.277	-29,18	333.097	254.844	-23,49
QATAR	5.063	0	-100,00	179.067	0	-100,00
BAHRAIN	0	474	--	0	2.673	--
EGYPT	0	3.506	--	0	26.962	--
MOROCCO	92.284	85.244	-7,63	715.050	652.336	-8,77
TUNISIA	0	45	--	0	1.242	--
ETHIOPIA	0	1	--	0	16	--
TANZANIA, UNITED REPUBLIC OF	6	0	-100,00	1.438	0	-100,00
MADAGASCAR	789	5	-99,37	6.216	78	-98,75
KENYA	0	47	--	0	883	--
REUNION	0	416	--	0	497	--
MOZAMBIQUE	5.437	0	-100,00	42.674	0	-100,00
TOGO	3.915	0	-100,00	25.194	0	-100,00
GUINEA	9.182	8	-99,91	7.136	50	-99,30
CONGO	0	182	--	0	43	--
CAMEROON	54.514	65.250	19,69	596.278	519.946	-12,80
NIGERIA	11.093	19.111	72,28	312.301	129.291	-58,60
GABON	977	0	-100,00	8.638	0	-100,00
COTE D'IVOIRE	36.717	55.819	52,02	283.917	536.181	88,85
SENEGAL	66.775	71.967	7,78	429.299	416.701	-2,93
MAURITANIA	10.640	0	-100,00	308.000	0	-100,00
BENIN	4	7.250	181.150,00	31	63.608	205.087,10
BURKINA FASO	31.899	27.177	-14,80	258.161	330.117	27,87
NIGER	7.975	0	-100,00	66.236	0	-100,00
SOUTH AFRICA	63.770	38.469	-39,68	434.494	389.565	-10,34
MAURITIUS	0	5	--	0	22	--
RWANDA	3	0	-100,00	33	0	-100,00
AUSTRALIA	97.169	141.706	45,83	1.326.803	1.901.497	43,31
NEW ZEALAND	11.629	16.249	39,73	173.969	219.672	26,27
FIJI	6.223	5.801	-6,78	53.520	39.384	-26,41
SOLOMON ISLANDS	0	580	--	0	3.913	--
EAST TIMOR	0	48	--	0	6.299	--

TABEL 5. PERKEMBANGAN EKSPOR INDONESIA MENURUT KOMODITI DAN NEGARA TUJUAN

JENIS BARANG	BERAT BERSIH (KG)		PERUB	NILAI FOB (US \$)		PERUB
	JAN-JUL 2006	JAN-JUL 2007	%	JAN-JUL 2006	JAN-JUL 2007	%
(1)	(2)	(3)	(4)	(5)	(6)	(7)
UNITED STATES	207.181	199.945	-3,49	5.678.885	3.456.138	-39,14
CANADA	4.711	3.500	-25,71	69.781	190.464	172,95
MEXICO	16.988	7.564	-55,47	290.655	174.548	-39,95
PANAMA	659	34	-94,84	10.055	400	-96,02
CUBA	0	59	--	0	1.530	--
CHILE	9.817	25.775	162,55	164.513	465.293	182,83
VENEZUELA	0	20	--	0	428	--
ARGENTINA	3	1.872	62.300,00	82	48.839	59.459,76
BRAZIL	11.126	2.000	-82,02	179.343	159.828	-10,88
COLOMBIA	0	3.178	--	0	39.965	--
DOMINICAN REPUBLIC	1	0	-100,00	21	0	-100,00
EL SALVADOR	3	0	-100,00	12	0	-100,00
HAITI	0	1.035	--	0	13.166	--
UNITED KINGDOM	97.974	119.316	21,78	1.512.371	1.854.390	22,61
NETHERLANDS	1.097	349	-68,19	197.014	22.591	-88,53
FRANCE	36.893	30.680	-16,84	1.289.102	1.023.403	-20,61
GERMANY, FED. REP. OF	60.040	88.052	46,66	1.430.573	2.468.246	72,54
AUSTRIA	710	687	-3,24	50.100	39.388	-21,38
BELGIUM	9	1.265	13.955,56	26	133	411,54
SWITZERLAND	112	284	153,57	3.428	23.590	588,16
DENMARK	192	8	-95,83	7.200	5.200	-27,78
SWEDEN	1	622	62.100,00	10	19.328	193.180,00
FINLAND	588	88	-85,03	95.118	2.747	-97,11
ITALY	935	972	3,96	22.661	13.671	-39,67
SPAIN	3.414	3.549	3,95	61.791	62.383	0,96
PORTUGAL	236.380	35.585	-84,95	2.127.713	816.421	-61,63
DEMOCRATIC REPUBLIC OF THE CONC	0	317	--	0	2.800	--
HUNGARY	801	6.210	675,28	17.363	48.427	178,91
ROMANIA	153	570	272,55	2.260	11.183	394,82
MOLDOVA, REPUBLIC OF	199	37.703	18.846,23	6.942	322.166	4.540,82
GEORGIA	8.700	29.725	241,67	91.692	348.184	279,73
SLOVAKIA	578	83	-85,64	415.780	8.991	-97,84
CZECH REPUBLIC	318	7.611	2.293,40	5.417	82.563	1.424,15
SOUTH GEORGIA AND THE SOUTH SA	1	0	-100,00	14	0	-100,00
REP. OF MACEDONIA	157	0	-100,00	492	0	-100,00
RUSSIA FEDERATION	15	54	260,00	363	1.044	187,60
-COKLAT OLAHAN	68.246.993	71.627.122	4,95	134.136.880	162.403.310	21,07
JAPAN	938.665	586.839	-37,48	2.540.731	1.691.958	-33,41
HONG KONG	96.925	136.179	40,50	235.334	289.615	23,07
KOREA, REPUBLIC OF	592.904	625.459	5,49	517.221	1.197.578	131,54
TAIWAN	180.952	111.138	-38,58	358.452	250.931	-30,00
CHINA	2.183.009	1.664.298	-23,76	1.264.201	1.409.951	11,53
MONGOLIA	0	13.999	--	0	10.800	--
PAPUA NEW GUINEA	10.986	4.320	-60,68	12.404	6.038	-51,32
THAILAND	1.296.096	1.587.758	22,50	2.384.860	2.597.365	8,91
SINGAPORE	1.068.127	1.158.854	8,49	1.821.659	2.121.690	16,47
PHILIPPINES	4.255.183	4.705.113	10,57	3.253.579	3.779.044	16,15
MALAYSIA	1.510.470	6.525.766	332,04	1.850.366	4.391.334	137,32
MYANMAR (FORM. BURMA)	0	7.000	--	0	7.531	--
CAMBODIA	13.700	48	-99,65	18.640	295	-98,42
BRUNEI DARUSSALAM	41.012	81.449	98,60	66.114	202.204	205,84
VIET NAM	78.163	104.944	34,26	99.822	104.552	4,74
MALDIVES	11.412	15.609	36,78	19.089	32.901	72,36
INDIA	868.319	712.948	-17,89	858.954	870.830	1,38
PAKISTAN	327.638	410.372	25,25	273.262	354.433	29,70
BANGLADESH	39.538	33.210	-16,00	37.455	62.674	67,33
SRI LANKA	97.086	188.719	94,38	96.471	193.973	101,07
IRAN (ISLAMIC REPUBLIC OF)	448.999	32.751	-92,71	398.240	42.505	-89,33
SAUDI ARABIA	36.119	81.506	125,66	77.877	152.247	95,50
KUWAIT	38.531	113.601	194,83	80.484	218.160	171,06
JORDAN	499	186	-62,73	2.240	577	-74,24
YEMEN	29.209	42.562	45,72	39.360	61.250	55,61
OMAN	0	7.381	--	0	15.406	--
SYRIA ARAB REPUBLIC	239.999	28.000	-88,33	152.060	33.893	-77,71
TURKEY	371.299	503.449	35,59	252.591	375.805	48,78
UNITED ARAB EMIRATES	1.464.382	1.602.527	9,43	5.237.764	5.757.862	9,93
QATAR	74	4.639	6.168,92	311	9.355	2.908,04
BAHRAIN	15.617	107.091	585,73	36.719	239.691	552,77
EGYPT	275.600	257.200	-6,68	725.950	957.522	31,90
MOROCCO	525	8	-98,48	525	5	-99,05
ALGERIA	0	12.789	--	0	17.017	--
SUDAN	75	194	158,67	755	896	18,68
MADAGASCAR	31.410	102.651	226,81	36.038	82.216	128,14
KENYA	75.659	167.967	122,01	183.991	355.954	93,46
TOGO	43.200	0	-100,00	61.200	0	-100,00
GHANA	0	52.563	--	0	59.668	--
GUINEA	2.084	0	-100,00	3.150	0	-100,00

TABEL 5. PERKEMBANGAN EKSPOR INDONESIA MENURUT KOMODITI DAN NEGARA TUJUAN

JENIS BARANG	BERAT BERSIH (KG)		PERUB	NILAI FOB (US \$)		PERUB
	JAN-JUL 2006	JAN-JUL 2007	%	JAN-JUL 2006	JAN-JUL 2007	%
(1)	(2)	(3)	(4)	(5)	(6)	(7)
ANGOLA	0	2.095	--	0	2.280	--
CAMEROON	0	28.672	--	0	44.618	--
SIERRA LEONE	0	14.000	--	0	10.640	--
MAURITANIA	14.400	15.210	5,63	20.800	22.604	8,67
BENIN	14.850	1.044	-92,97	34.031	750	-97,80
GAMBIA	0	354	--	0	663	--
SEYCHELLES	0	3.853	--	0	15.409	--
CENTRAL AFRICAN REPUBLIC	23.000	0	-100,00	8.510	0	-100,00
SOUTH AFRICA	1.651.159	1.893.052	14,65	3.291.189	4.438.696	34,87
MAURITIUS	11.356	198.537	1.648,30	28.852	404.229	1.301,04
AUSTRALIA	4.660.794	5.855.873	25,64	14.292.843	18.798.510	31,52
NEW ZEALAND	835.264	666.971	-20,15	1.807.097	1.377.144	-23,79
VANUATU	19.495	4.655	-76,12	21.696	14.173	-34,67
AMERICAN SAMOA	1.872	0	-100,00	1.926	0	-100,00
FIJI	48.718	20.540	-57,84	101.212	54.736	-45,92
KIRIBATI	248	0	-100,00	555	0	-100,00
SAMOA	684	0	-100,00	3.821	0	-100,00
SOLOMON ISLANDS	2.191	6.351	189,87	3.725	13.274	256,35
TONGA	10.902	5.351	-50,92	19.214	12.796	-33,40
TUVALU	50	0	-100,00	94	0	-100,00
EAST TIMOR	13.414	0	-100,00	15.931	0	-100,00
UNITED STATES	12.559.416	14.258.636	13,53	39.204.124	47.361.348	20,81
CANADA	200.522	680.000	239,11	701.289	2.848.000	306,11
MEXICO	1.106.200	812.000	-26,60	716.940	531.580	-25,85
CHILE	38.998	155.499	298,74	25.950	103.017	296,98
VENEZUELA	0	25.600	--	0	14.080	--
ARGENTINA	0	680.239	--	0	418.325	--
BRAZIL	1.829.621	2.084.779	13,95	1.054.387	1.153.491	9,40
COLOMBIA	0	100.000	--	0	50.220	--
URUGUAY	20.000	534.999	2.575,00	8.800	236.400	2.586,36
PERU	0	80.000	--	0	40.000	--
JAMAICA	8.777	0	-100,00	22.703	0	-100,00
FRENCH POLYNESIA	1.660	0	-100,00	3.252	0	-100,00
UNITED KINGDOM	176.266	440.939	150,16	414.472	841.172	102,95
NETHERLANDS	5.135.950	4.060.545	-20,94	18.669.327	16.971.288	-9,10
FRANCE	4.783.999	5.050.300	5,57	17.060.150	22.035.196	29,16
GERMANY, FED. REP. OF	597.300	1.795.065	200,53	211.851	4.074.437	1.823,26
BELGIUM	2.574.000	3.530.000	37,14	8.342.550	9.498.564	13,86
SWITZERLAND	973	3.525	262,28	17.287	106.663	517,01
DENMARK	0	100	--	0	100	--
SWEDEN	9.054	0	-100,00	22.892	0	-100,00
ITALY	0	315	--	0	6	--
SPAIN	13.841.630	5.834.130	-57,85	4.310.017	2.366.862	-45,08
PORTUGAL	0	2.668	--	0	4.000	--
GREECE	120.000	63.000	-47,50	36.510	27.090	-25,80
HUNGARY	66.000	59.807	-9,38	36.169	54.988	52,03
POLAND	32.000	17.000	-46,88	12.280	11.220	-8,63
BULGARIA	537.765	216.000	-59,83	149.838	104.600	-30,19
ARMENIA	0	3.523	--	0	5.351	--
UKRAINE	240.999	180.498	-25,10	180.956	119.974	-33,70
UZBEKISTAN	34.000	0	-100,00	16.456	0	-100,00
LITHUANIA	264.000	84.000	-68,18	211.200	65.240	-69,11
LATVIA	0	14.000	--	0	10.780	--
ESTONIA	25.000	0	-100,00	10.625	0	-100,00
CROATIA	14.000	42.000	200,00	7.890	25.130	218,50
MALTA	0	13.250	--	0	12.750	--
RUSSIA FEDERATION	37.000	297.060	702,86	39.600	145.190	266,64
-GULA TETES	305.008.909	154.846.876	-49,23	28.997.945	10.619.743	-63,38
JAPAN	6.000.000	6.000.000	0,00	599.700	441.000	-26,46
HONG KONG	19.800	1.613	-91,85	8.712	7.575	-13,05
KOREA, REPUBLIC OF	153.373.030	64.402.161	-58,01	15.687.270	3.846.643	-75,48
TAIWAN	36.362.599	39.069.457	7,44	3.263.088	3.626.064	11,12
PAPUA NEW GUINEA	10.219	3.084	-69,82	13.320	7.070	-46,92
SINGAPORE	64.307	22.013	-65,77	33.347	19.603	-41,22
PHILIPPINES	0	8.081.051	--	0	394.617	--
MALAYSIA	101.486	138.961	36,93	30.667	37.473	22,19
BRUNEI DARUSSALAM	0	241	--	0	1.340	--
VIET NAM	101.359.853	25.973.478	-74,37	8.658.358	1.682.564	-80,57
MALDIVES	761	0	-100,00	1.250	0	-100,00
AUSTRALIA	0	1.781	--	0	2.436	--
NEW ZEALAND	0	8.502.052	--	0	365.588	--
VANUATU	0	954	--	0	1.568	--
UNITED STATES	0	30	--	0	172	--
UNITED KINGDOM	7.716.854	0	-100,00	702.233	0	-100,00
SPAIN	0	2.650.000	--	0	186.030	--
-KERUPUK UDANG	3.663.199	3.959.632	8,09	5.126.729	6.522.511	27,23

TABEL 5. PERKEMBANGAN EKSPOR INDONESIA MENURUT KOMODITI DAN NEGARA TUJUAN

JENIS BARANG	BERAT BERSIH (KG)		PERUB	NILAI FOB (US \$)		PERUB
	JAN-JUL 2006	JAN-JUL 2007	%	JAN-JUL 2006	JAN-JUL 2007	%
(1)	(2)	(3)	(4)	(5)	(6)	(7)
JAPAN	127.562	90.018	-29,43	223.493	152.145	-31,92
HONG KONG	86.369	81.739	-5,36	130.465	501.066	284,06
KOREA, REPUBLIC OF	462.168	342.068	-25,99	665.769	402.160	-39,59
TAIWAN	37.920	52.298	37,92	33.544	22.033	-34,32
SINGAPORE	66.263	69.811	5,35	85.812	114.125	32,99
MALAYSIA	161.924	138.266	-14,61	125.723	95.383	-24,13
BRUNEI DARUSSALAM	0	79	--	0	313	--
INDIA	443	0	-100,00	867	0	-100,00
SAUDI ARABIA	323.207	106.992	-66,90	275.380	124.354	-54,84
YEMEN	31.732	0	-100,00	14.551	0	-100,00
UNITED ARAB EMIRATES	17.811	24.947	40,07	20.684	29.517	42,70
AUSTRALIA	22.942	117.612	412,65	36.711	222.288	505,51
NEW ZEALAND	0	40.217	--	0	59.649	--
UNITED STATES	81.991	111.428	35,90	199.073	292.809	47,09
CANADA	2.134	7.995	274,65	4.466	16.366	266,46
UNITED KINGDOM	322.208	446.965	38,72	423.273	656.302	55,05
NETHERLANDS	1.523.145	2.086.583	36,99	2.288.104	3.464.196	51,40
FRANCE	226.311	122.380	-45,92	402.573	238.908	-40,65
BELGIUM	61.977	76.264	23,05	44.587	70.806	58,80
SPAIN	13.600	11.520	-15,29	19.360	21.311	10,08
ROMANIA	93.492	13.600	-85,45	132.294	14.652	-88,92
ESTONIA	0	18.850	--	0	24.128	--
-BUAH/SAYURAN OLAHAN	256.680.463	230.244.527	-10,30	136.761.179	141.946.426	3,79
JAPAN	9.837.008	8.961.978	-8,90	7.734.280	8.193.142	5,93
HONG KONG	1.843.739	1.598.147	-13,32	2.820.508	1.837.711	-34,84
KOREA, DEMOCRATIC PEOPLE'S REPL	28.525	0	-100,00	17.281	0	-100,00
KOREA, REPUBLIC OF	991.212	3.528.856	256,01	781.512	2.085.188	166,81
TAIWAN	5.594.898	8.378.365	49,75	1.722.466	2.494.290	44,81
CHINA	7.242.735	6.439.080	-11,10	1.105.594	1.319.260	19,33
PAPUA NEW GUINEA	700	53	-92,43	1.426	187	-86,89
THAILAND	551.007	35.574	-93,54	118.839	54.436	-54,19
SINGAPORE	45.172.494	50.997.648	12,90	28.368.356	34.772.301	22,57
PHILIPPINES	6.756.639	9.301.224	37,66	2.582.082	3.444.356	33,39
MALAYSIA	52.531.523	42.371.218	-19,34	7.528.091	7.123.560	-5,37
CAMBODIA	177.000	13.937	-92,13	1.680	1.076	-35,95
BRUNEI DARUSSALAM	26.621	124.594	368,03	50.439	223.316	342,74
NEPAL	455.434	97.628	-78,56	516.358	157.183	-69,56
VIET NAM	1.911.231	5.393.539	182,20	1.336.713	3.798.234	184,15
MALDIVES	14.485	28.053	93,67	21.918	37.263	70,01
INDIA	8.845.072	23.273.439	163,12	5.993.153	15.420.844	157,31
PAKISTAN	1.759.561	2.024.906	15,08	515.017	1.018.991	97,86
BANGLADESH	25.000	0	-100,00	250	0	-100,00
SRI LANKA	0	74.948	--	0	54.288	--
IRAN (ISLAMIC REPUBLIC OF)	54.359	195.876	260,34	23.232	66.952	188,19
SAUDI ARABIA	537.847	538.770	0,17	457.879	524.924	14,64
KUWAIT	71.529	173.738	142,89	41.697	124.416	198,38
JORDAN	63.900	355.598	456,49	75.400	392.078	420,00
LEBANON	84.417	263.668	212,34	423.511	978.890	131,14
YEMEN	21.685	700	-96,77	12.765	10.848	-15,02
SYRIA ARAB REPUBLIC	14.062	136.034	867,39	40.185	418.301	940,94
TURKEY	180.782	578.425	219,96	128.299	381.456	197,32
UNITED ARAB EMIRATES	1.994.132	1.436.317	-27,97	1.135.574	1.138.950	0,30
QATAR	99.020	25.158	-74,59	40.858	14.592	-64,29
BAHRAIN	180.680	109.802	-39,23	76.995	77.225	0,30
CYPRUS	0	12.500	--	0	9.375	--
EGYPT	816.066	1.099.442	34,72	485.154	604.051	24,51
LIBYAN ARAB JAMAHIRIYA	24.990	0	-100,00	15.869	0	-100,00
MOROCCO	0	112.500	--	0	76.063	--
TUNISIA	12.500	26.000	108,00	2.500	5.000	100,00
ALGERIA	127.000	139.530	9,87	81.095	98.923	21,98
ERITREA	88.560	0	-100,00	40.500	0	-100,00
MADAGASCAR	1.781	0	-100,00	4.968	0	-100,00
KENYA	12.500	12.500	0,00	2.500	2.500	0,00
REUNION	8.363	0	-100,00	5.910	0	-100,00
ANGOLA	51.000	0	-100,00	23.070	0	-100,00
NIGERIA	54.815	30.124	-45,04	78.946	15.519	-80,34
SIERRA LEONE	17.628	17.730	0,58	9.186	7.920	-13,78
SEYCHELLES	3.512	953	-72,86	13.859	422	-96,96
SAINT HELENA	53.071	0	-100,00	20.540	0	-100,00
SOUTH AFRICA	558.168	792.458	41,97	308.753	524.429	69,85
MAURITIUS	77.707	75.890	-2,34	47.032	53.890	14,58
AUSTRALIA	1.166.481	994.764	-14,72	808.653	954.804	18,07
NEW ZEALAND	295.582	3.054.999	933,55	252.260	661.326	162,16
MICRONESIA, FEDERATED STATES OF	4.214	0	-100,00	3.284	0	-100,00
GUAM	368	0	-100,00	1.165	0	-100,00
NEW CALEDONIA	1.440	21.488	1.392,22	1.800	18.520	928,89
NORTHERN MARIANA ISLANDS	2.506	0	-100,00	1.869	0	-100,00

TABEL 5. PERKEMBANGAN EKSPOR INDONESIA MENURUT KOMODITI DAN NEGARA TUJUAN

JENIS BARANG	BERAT BERSIH (KG)		PERUB	NILAI FOB (US \$)		PERUB
	JAN-JUL 2006	JAN-JUL 2007	%	JAN-JUL 2006	JAN-JUL 2007	%
(1)	(2)	(3)	(4)	(5)	(6)	(7)
VANUATU	807	2.148	166,17	1.465	8.049	449,42
AMERICAN SAMOA	2.808	0	-100,00	3.923	0	-100,00
COOK ISLANDS	7	0	-100,00	35	0	-100,00
FIJI	1.786	1.333	-25,36	2.179	2.317	6,33
SAMOA	562	0	-100,00	3.330	0	-100,00
SOLOMON ISLANDS	2.952	5.344	81,03	32.445	15.140	-53,34
TUVALU	576	0	-100,00	1.080	0	-100,00
EAST TIMOR	89.470	0	-100,00	35.910	0	-100,00
UNITED STATES	33.588.037	20.918.705	-37,72	28.252.755	26.671.137	-5,60
CANADA	302.147	230.272	-23,79	1.077.074	649.614	-39,69
MEXICO	235.835	222.196	-5,78	282.672	255.065	-9,77
PANAMA	16.193	0	-100,00	11.800	0	-100,00
SURINAME	0	63	--	0	355	--
CHILE	2.448.028	881.712	-63,98	1.271.429	485.859	-61,79
ARGENTINA	3.655.102	2.734.253	-25,19	2.172.448	1.843.323	-15,15
BRAZIL	1.319.650	691.500	-47,60	559.705	601.042	7,39
URUGUAY	276.922	499.057	80,22	156.066	309.280	98,17
PARAGUAY	50.000	187.500	275,00	35.875	95.188	165,33
PERU	219.388	179.500	-18,18	71.860	54.356	-24,36
PUERTO RICO	34.320	0	-100,00	29.172	0	-100,00
DOMINICAN REPUBLIC	48.988	0	-100,00	37.721	0	-100,00
EL SALVADOR	16.783	0	-100,00	69.903	0	-100,00
DOMINICA	0	12.475	--	0	7.610	--
FALKLAND ISLANDS (MALVINAS)	13.758	0	-100,00	15.120	0	-100,00
FRENCH POLYNESIA	13.051	50.000	283,11	5.103	41.800	719,13
NETHERLANDS ANTILLES	24	0	-100,00	235	0	-100,00
UNITED KINGDOM	1.708.190	1.070.389	-37,34	1.077.904	1.001.443	-7,09
NETHERLANDS	11.829.455	4.627.662	-60,88	6.890.541	2.891.764	-58,03
FRANCE	1.776.978	1.081.522	-39,14	1.096.966	907.853	-17,24
GERMANY, FED. REP. OF	17.150.739	8.135.336	-52,57	8.280.007	5.612.697	-32,21
AUSTRIA	1.208.195	889.538	-26,37	715.274	503.884	-29,55
BELGIUM	1.560.365	785.861	-49,64	1.118.201	714.228	-36,13
SWITZERLAND	54.363	0	-100,00	45.808	0	-100,00
DENMARK	719.264	200.950	-72,06	478.839	97.248	-79,69
NORWAY	1.399.584	128.454	-90,82	1.319.844	120.374	-90,88
SWEDEN	960.815	314.588	-67,26	612.780	234.037	-61,81
FINLAND	2.772.290	938.114	-66,16	1.514.163	461.057	-69,55
IRELAND	54.350	73.000	34,31	24.626	30.055	22,05
ITALY	2.857.028	1.048.030	-63,32	1.516.276	692.612	-54,32
SPAIN	10.975.179	3.289.276	-70,03	7.213.792	2.796.159	-61,24
PORTUGAL	155.000	163.050	5,19	108.070	108.581	0,47
ICELAND	18.027	0	-100,00	9.302	0	-100,00
GREECE	416.724	356.229	-14,52	215.234	158.346	-26,43
ANDORRA	26.000	0	-100,00	10.400	0	-100,00
HUNGARY	382.169	100.425	-73,72	185.763	66.249	-64,34
POLAND	1.449.768	1.754.649	21,03	921.587	1.261.956	36,93
ROMANIA	1.052.421	0	-100,00	418.814	0	-100,00
BULGARIA	49.500	486.021	881,86	35.758	456.223	1.175,86
YUGOSLAVIA	0	70.404	--	0	35.250	--
ARMENIA	0	12.500	--	0	10.125	--
BELARUS	20.000	0	-100,00	15.200	0	-100,00
KAZAKHSTAN	26.000	142.000	446,15	19.006	113.225	495,73
UKRAINE	392.173	481.101	22,68	237.386	294.232	23,95
UZBEKISTAN	0	12.500	--	0	7.625	--
LITHUANIA	32.247	71.876	122,89	22.217	48.313	117,46
LATVIA	73.756	402.400	445,58	73.491	286.318	289,60
ESTONIA	235.664	0	-100,00	127.400	0	-100,00
GEORGIA	0	13.850	--	0	3.461	--
CROATIA	12.500	45.000	260,00	2.500	31.725	1.169,00
BOSNIA AND HERZEGOVINA	40.000	33.000	-17,50	29.400	17.200	-41,50
MALTA	60.000	0	-100,00	4.200	0	-100,00
SLOVAKIA	0	25.000	--	0	20.000	--
SLOVENIA	508.002	331.320	-34,78	227.510	231.404	1,71
CZECH REPUBLIC	365.527	42.642	-88,33	168.775	30.428	-81,97
RUSSIA FEDERATION	3.555.447	3.653.631	2,76	2.013.569	2.465.219	22,43
-MINUMAN OLAHAN	43.250.692	42.386.179	-2,00	22.665.432	23.430.096	3,37
JAPAN	11.707.967	15.376.090	31,33	7.511.068	7.216.374	-3,92
HONG KONG	495.444	996.886	101,21	1.220.154	1.334.249	9,35
KOREA, REPUBLIC OF	38.011	29.645	-22,01	37.472	45.862	22,39
TAIWAN	2.201.836	597.662	-72,86	1.430.291	410.591	-71,29
CHINA	1.257	2.227	77,17	4.526	2.158	-52,32
MONGOLIA	16.444	16.981	3,27	9.221	9.774	6,00
PAPUA NEW GUINEA	1.108.929	288.490	-73,98	1.980.993	2.210.295	11,58
THAILAND	2.747.031	837.595	-69,51	425.572	517.208	21,53
SINGAPORE	15.934.443	12.888.178	-19,12	4.611.608	4.679.309	1,47
PHILIPPINES	951.303	1.009.774	6,15	379.044	598.418	57,88
MALAYSIA	1.335.344	1.595.729	19,50	934.833	1.427.824	52,74

TABEL 5. PERKEMBANGAN EKSPOR INDONESIA MENURUT KOMODITI DAN NEGARA TUJUAN

JENIS BARANG	BERAT BERSIH (KG)		PERUB	NILAI FOB (US \$)		PERUB
	JAN-JUL 2006	JAN-JUL 2007	%	JAN-JUL 2006	JAN-JUL 2007	%
(1)	(2)	(3)	(4)	(5)	(6)	(7)
CAMBODIA	37.102	0	-100,00	13.260	0	-100,00
BRUNEI DARUSSALAM	647.987	928.905	43,35	429.197	492.645	14,78
VIET NAM	109.633	695.392	534,29	260.065	853.087	228,03
MALDIVES	124.589	208.034	66,98	106.368	163.560	53,77
INDIA	5.232	17.977	243,60	8.198	11.288	37,69
PAKISTAN	3.245	0	-100,00	1.919	0	-100,00
BANGLADESH	9.441	1.801	-80,92	23.422	910	-96,11
SAUDI ARABIA	44.462	168.301	278,53	21.023	91.423	334,87
LEBANON	26.817	24.588	-8,31	84.255	78.790	-6,49
YEMEN	0	68	--	0	102	--
OMAN	475.166	584.819	23,08	311.028	382.803	23,08
TURKEY	18.720	0	-100,00	54.430	0	-100,00
UNITED ARAB EMIRATES	670.982	847.794	26,35	832.393	872.724	4,85
QATAR	18.276	57.239	213,19	11.963	30.325	153,49
BAHRAIN	25.387	36.552	43,98	16.940	23.926	41,24
LIBYAN ARAB JAMAHIRIYA	0	2.460	--	0	42.218	--
TOGO	0	12	--	0	12	--
GHANA	0	17.664	--	0	13.455	--
CAMEROON	2.822	0	-100,00	2.150	0	-100,00
SIERRA LEONE	16.896	35.328	109,09	12.320	26.910	118,43
SENEGAL	16.150	14.410	-10,77	31.164	7.281	-76,64
BENIN	36.654	51.987	41,83	53.796	35.908	-33,25
GAMBIA	2.160	1.611	-25,42	4.044	3.014	-25,47
UGANDA	0	419	--	0	255	--
CENTRAL AFRICAN REPUBLIC	0	2.653	--	0	6.878	--
SOUTH AFRICA	52.622	17.932	-65,92	27.001	9.563	-64,58
COMOROS	0	4.544	--	0	800	--
AUSTRALIA	2.629.343	3.968.449	50,93	545.915	997.108	82,65
NEW ZEALAND	5.586	4.711	-15,66	10.812	13.706	26,77
MICRONESIA, FEDERATED STATES OF	0	5.127	--	0	10.767	--
GUAM	0	9.692	--	0	9.540	--
NORTHERN MARIANA ISLANDS	25.722	163	-99,37	5.974	360	-93,97
VANUATU	77.364	187.059	141,79	17.616	54.318	208,34
AMERICAN SAMOA	66.994	78.785	17,60	9.117	13.417	47,16
FIJI	19	27.146	142.773,68	164	8.951	5.357,93
KIRIBATI	758	0	-100,00	1.044	0	-100,00
SAMOA	0	1.778	--	0	3.963	--
SOLOMON ISLANDS	362.136	400.105	10,48	212.157	103.221	-51,35
TONGA	157.371	11.741	-92,54	46.809	17.477	-62,66
EAST TIMOR	365.268	6.603	-98,19	56.846	1.860	-96,73
UNITED STATES	320.622	85.198	-73,43	201.672	103.963	-48,45
CANADA	81.503	19.709	-75,82	136.739	37.050	-72,90
SURINAME	0	18.127	--	0	8.980	--
BELIZE	40	0	-100,00	383	0	-100,00
DOMINICAN REPUBLIC	0	9.550	--	0	10.200	--
CAPE VERDE	0	15.293	--	0	8.424	--
DOMINICA	0	2.171	--	0	2.194	--
UNITED KINGDOM	55.652	9.632	-82,69	49.454	9.123	-81,55
NETHERLANDS	145.958	116.934	-19,89	155.805	138.215	-11,29
FRANCE	0	300	--	0	15	--
GERMANY, FED. REP. OF	42.859	512	-98,81	91.237	620	-99,32
AUSTRIA	110	0	-100,00	349	0	-100,00
BELGIUM	1.978	0	-100,00	10.201	0	-100,00
SWITZERLAND	133	0	-100,00	1.625	0	-100,00
FINLAND	352	0	-100,00	679	0	-100,00
IRELAND	72	129	79,17	71	91	28,17
ITALY	0	26	--	0	5	--
SPAIN	17.575	33.213	88,98	138.328	200.989	45,30
GREECE	8.460	6.000	-29,08	82.048	43.100	-47,47
BULGARIA	0	8.279	--	0	32.500	--
ESTONIA	2.465	0	-100,00	40.669	0	-100,00
-ROKOK DAN TEMBAKAU OLAHAN	40.800.982	43.440.754	6,47	162.674.733	216.776.574	33,26
JAPAN	128.208	214.333	67,18	1.404.072	2.957.125	110,61
HONG KONG	4.068	9.494	133,38	36.998	133.256	260,17
KOREA, DEMOCRATIC PEOPLE'S REPL	0	48	--	0	246	--
KOREA, REPUBLIC OF	30.859	6.043	-80,42	141.973	36.121	-74,56
TAIWAN	15.783	9.423	-40,30	60.646	55.476	-8,52
CHINA	16.400	1.349	-91,77	85.368	7.110	-91,67
MACAU	28.479	38.626	35,63	128.216	178.607	39,30
PAPUA NEW GUINEA	29.999	0	-100,00	118.800	0	-100,00
THAILAND	2.273.639	3.764.316	65,56	7.330.101	13.831.077	88,69
SINGAPORE	3.111.026	3.263.983	4,92	33.071.585	40.941.894	23,80
PHILIPPINES	2.800.679	1.450.104	-48,22	12.594.270	6.708.477	-46,73
MALAYSIA	4.324.631	6.054.732	40,01	28.122.764	39.491.577	40,43
MYANMAR (FORM. BURMA)	1.104.000	0	-100,00	2.561.280	0	-100,00
CAMBODIA	11.306.909	12.856.976	13,71	35.721.729	47.036.070	31,67
BRUNEI DARUSSALAM	17.578	21.672	23,29	138.482	173.235	25,10

TABEL 5. PERKEMBANGAN EKSPOR INDONESIA MENURUT KOMODITI DAN NEGARA TUJUAN

JENIS BARANG	BERAT BERSIH (KG)		PERUB	NILAI FOB (US \$)		PERUB
	JAN-JUL 2006	JAN-JUL 2007	%	JAN-JUL 2006	JAN-JUL 2007	%
(1)	(2)	(3)	(4)	(5)	(6)	(7)
LAO PEOPLE'S DEMOCRATIC REPUBLI	0	77	--	0	290	--
VIET NAM	194.488	1.606.736	726,14	1.789.981	8.828.872	393,24
INDIA	739	0	-100,00	5.700	0	-100,00
PAKISTAN	1.200	213.259	17.671,58	4.290	901.799	20.920,96
BANGLADESH	562	0	-100,00	6.121	0	-100,00
SRI LANKA	44.198	44.038	-0,36	531.345	735.047	38,34
SAUDI ARABIA	40.990	86.311	110,57	491.505	1.367.948	178,32
JORDAN	942.207	273.796	-70,94	3.103.855	1.037.835	-66,56
LEBANON	25.536	51.072	100,00	84.000	194.040	131,00
TURKEY	1.379.061	1.986.477	44,05	4.721.815	7.842.150	66,08
UNITED ARAB EMIRATES	225.367	136.157	-39,58	702.461	1.070.024	52,33
QATAR	407	1.742	328,01	4.340	17.704	307,93
BAHRAIN	77	0	-100,00	1.128	0	-100,00
CYPRUS	0	68	--	0	1.540	--
EGYPT	0	127.928	--	0	186.962	--
TUNISIA	0	52.115	--	0	85.570	--
MADAGASCAR	9.001	0	-100,00	6.301	0	-100,00
SOUTH AFRICA	39.915	40.473	1,40	82.004	34.771	-57,60
MAURITIUS	40	0	-100,00	3.168	0	-100,00
AUSTRALIA	681.798	1.602.736	135,07	2.442.973	5.322.543	117,87
EAST TIMOR	18.255	0	-100,00	381.808	0	-100,00
UNITED STATES	4.386.728	2.898.969	-33,92	6.302.977	8.991.355	42,65
CANADA	37.108	36.896	-0,57	185.045	183.450	-0,86
MEXICO	4.200	0	-100,00	33.600	0	-100,00
HONDURAS	18.000	26.515	47,31	33.604	48.150	43,29
NICARAGUA	0	72.202	--	0	187.066	--
PANAMA	15.999	9.022	-43,61	129.185	106.150	-17,83
SURINAME	570	920	61,40	2.650	5.008	88,98
CHILE	75	0	-100,00	2.331	0	-100,00
ARGENTINA	135.110	67	-99,95	219.768	2.502	-98,86
BRAZIL	13.794	120.397	772,82	66.315	602.377	808,36
BOLIVIA	5.902	5.010	-15,11	53.290	56.400	5,84
PARAGUAY	53.694	177.276	230,16	918.720	1.555.821	69,35
PUERTO RICO	1.105.997	594.022	-46,29	906.917	891.040	-1,75
DOMINICAN REPUBLIC	66.584	176.008	164,34	627.178	2.917.916	365,25
ARUBA	0	95	--	0	403	--
UNITED KINGDOM	19.193	435	-97,73	41.847	6.910	-83,49
NETHERLANDS	1.192.233	854.840	-28,30	4.691.228	4.314.523	-8,03
FRANCE	53.475	39.143	-26,80	70.261	48.295	-31,26
GERMANY, FED. REP. OF	918.827	1.280.673	39,38	2.586.107	5.615.509	117,14
AUSTRIA	208.626	1.402	-99,33	368.590	18.485	-94,98
BELGIUM	884.162	1.214.897	37,41	3.160.648	4.746.137	50,16
SWITZERLAND	25.050	66.076	163,78	32.457	143.371	341,73
LUXEMBOURG	198.719	0	-100,00	405.216	0	-100,00
DENMARK	67.164	84.702	26,11	1.038.481	1.540.801	48,37
NORWAY	98.962	118.928	20,18	174.934	350.844	100,56
ITALY	19.204	11.967	-37,68	31.686	48.208	52,14
SPAIN	28.767	146.098	407,87	258.635	2.054.122	694,22
PORTUGAL	37	43.200	116.656,76	347	184.086	52.950,72
HUNGARY	870	1.012	16,32	11.057	16.368	48,03
POLAND	3.007	213.144	6.988,26	27.817	1.067.182	3.736,44
ROMANIA	0	19.800	--	0	98.208	--
ALBANIA	19.800	0	-100,00	38.610	0	-100,00
BELARUS	57.420	0	-100,00	53.856	0	-100,00
KAZAKHSTAN	99.000	19.800	-80,00	162.954	9.900	-93,92
UKRAINE	239.600	76.299	-68,16	528.452	62.900	-88,10
LITHUANIA	35	75	114,29	630	1.992	216,19
ESTONIA	12	0	-100,00	210	0	-100,00
CZECH REPUBLIC	934	1.448	55,03	14.832	23.350	57,43
RUSSIA FEDERATION	2.026.025	1.215.332	-40,01	3.615.219	1.700.379	-52,97
-DAGING TERNAK	2.665.983	2.692.276	0,99	10.340.298	10.439.375	0,96
JAPAN	5.235	3.594	-31,35	58.674	35.188	-40,03
HONG KONG	86.805	106.950	23,21	185.428	152.920	-17,53
KOREA, REPUBLIC OF	31.330	17.229	-45,01	155.671	107.551	-30,91
TAIWAN	291	0	-100,00	2.480	0	-100,00
THAILAND	9	0	-100,00	600	0	-100,00
SINGAPORE	30.633	17.762	-42,02	116.580	60.048	-48,49
PHILIPPINES	2	40.000	1.999.900,00	30	10.000	33.233,33
MALAYSIA	23.665	19.477	-17,70	23.284	23.376	0,40
BURKINA FASO	19.078	0	-100,00	71.679	0	-100,00
UNITED STATES	59.011	3.294	-94,42	483.805	29.071	-93,99
CANADA	37.200	17.868	-51,97	144.638	88.131	-39,07
UNITED KINGDOM	12.240	1.521	-87,57	85.779	16.166	-81,15
NETHERLANDS	367.587	597.027	62,42	1.415.691	2.421.972	71,08
FRANCE	653.084	518.294	-20,64	2.665.772	2.322.166	-12,89
BELGIUM	1.278.452	1.300.439	1,72	4.719.912	4.964.750	5,19
SWITZERLAND	18.461	34.671	87,81	69.604	141.244	102,93

TABEL 5. PERKEMBANGAN EKSPOR INDONESIA MENURUT KOMODITI DAN NEGARA TUJUAN

JENIS BARANG	BERAT BERSIH (KG)		PERUB	NILAI FOB (US \$)		PERUB
	JAN-JUL 2006	JAN-JUL 2007	%	JAN-JUL 2006	JAN-JUL 2007	%
(1)	(2)	(3)	(4)	(5)	(6)	(7)
SPAIN	42.900	14.150	-67,02	140.671	66.792	-52,52
-DAGING UNGGAS	169	57.828	34.117,75	179.623	38.184	-78,74
HONG KONG	0	26.000	--	0	7.800	--
KOREA, REPUBLIC OF	4	0	-100,00	20	0	-100,00
UNITED STATES	84	31.800	37.757,14	75.600	13.984	-81,50
CANADA	80	28	-65,00	104.000	16.400	-84,23
NETHERLANDS	1	0	-100,00	3	0	-100,00
-IKAN OLAHAN	86.774.511	105.726.876	21,84	283.455.148	344.996.285	21,71
JAPAN	17.745.341	22.248.740	25,38	53.736.444	68.737.559	27,92
HONG KONG	1.121.945	1.188.700	5,95	5.518.090	6.510.275	17,98
KOREA, REPUBLIC OF	1.363.323	1.862.626	36,62	1.764.351	2.354.470	33,45
TAIWAN	795.873	1.618.775	103,40	1.016.761	2.053.290	101,94
CHINA	1.013.158	1.654.453	63,30	1.719.118	1.582.544	-7,94
THAILAND	2.380.441	4.243.126	78,25	953.597	1.591.346	66,88
SINGAPORE	4.640.501	4.626.430	-0,30	7.496.495	7.292.085	-2,73
PHILIPPINES	128.113	64.209	-49,88	132.636	94.458	-28,78
MALAYSIA	2.776.511	3.464.398	24,78	1.815.624	4.424.369	143,68
CAMBODIA	0	12.943	--	0	4.175	--
BRUNEI DARUSSALAM	278	2.946	959,71	298	2.600	772,48
VIET NAM	398.760	354.841	-11,01	813.006	736.543	-9,40
MALDIVES	1.739	1.544	-11,21	2.852	2.389	-16,23
PAKISTAN	26.000	0	-100,00	20.800	0	-100,00
BANGLADESH	0	360.000	--	0	122.670	--
SRI LANKA	2.202.232	3.316.006	50,57	1.377.051	2.430.297	76,49
IRAN (ISLAMIC REPUBLIC OF)	0	40.000	--	0	132.400	--
SAUDI ARABIA	1.644.117	2.232.371	35,78	5.532.325	7.418.942	34,10
KUWAIT	0	72.848	--	0	122.222	--
JORDAN	1.647.700	1.598.155	-3,01	3.914.396	4.446.012	13,58
LEBANON	50.224	20.919	-58,35	95.140	94.343	-0,84
YEMEN	10.008	124.040	1.139,41	13.010	305.278	2.246,49
OMAN	52.000	74.952	44,14	43.280	100.170	131,45
SYRIA ARAB REPUBLIC	0	57.000	--	0	105.750	--
UNITED ARAB EMIRATES	136.899	80.534	-41,17	307.119	382.081	24,41
QATAR	0	2.200	--	0	18.809	--
BAHRAIN	10.336	0	-100,00	22.690	0	-100,00
CYPRUS	20.004	4.006	-79,97	57.645	11.000	-80,92
EGYPT	48.254	386.747	701,48	94.122	758.654	706,03
LIBYAN ARAB JAMAHIRIYA	2.683.820	2.303.078	-14,19	5.977.395	5.846.273	-2,19
MOROCCO	95.318	45.583	-52,18	114.462	60.500	-47,14
ALGERIA	20.000	50.060	150,30	31.200	100.646	222,58
NAMIBIA	94.370	89.190	-5,49	359.805	274.263	-23,77
MADAGASCAR	0	15.500	--	0	14.000	--
REUNION	104.105	53.133	-48,96	430.402	283.680	-34,09
MOZAMBIQUE	29.016	0	-100,00	34.320	0	-100,00
EQUATORIAL GUINEA	0	46.500	--	0	46.100	--
TOGO	0	93.000	--	0	90.160	--
GHANA	216.836	2.409.091	1.011,02	227.972	2.409.609	956,98
LIBERIA	0	61.868	--	0	56.586	--
ANGOLA	0	15.499	--	0	14.993	--
CONGO	0	119.940	--	0	116.200	--
CAMEROON	64.286	351.292	446,45	63.376	365.180	476,21
NIGERIA	26.350	15.500	-41,18	11.900	17.200	44,54
GABON	17.697	103.264	483,51	15.442	99.437	543,94
COTE D'IVOIRE	0	75.872	--	0	99.372	--
SENEGAL	0	16.450	--	0	16.354	--
BENIN	0	62.000	--	0	57.274	--
SAO TOME AND PRINCIPE	0	86.079	--	0	74.988	--
SOUTH AFRICA	48.434	334.360	590,34	107.758	672.968	524,52
MALAWI	31.000	0	-100,00	33.000	0	-100,00
BURUNDI	16.368	0	-100,00	22.325	0	-100,00
MAURITIUS	193.827	120.664	-37,75	178.602	167.798	-6,05
AUSTRALIA	766.419	1.066.141	39,11	2.543.309	4.071.162	60,07
NEW ZEALAND	103.267	111.885	8,35	161.643	323.592	100,19
GUAM	0	26.000	--	0	20.800	--
FIJI	66.500	111.999	68,42	51.443	115.191	123,92
EAST TIMOR	23.463	39.999	70,48	45.925	140.150	205,17
UNITED STATES	29.932.031	30.989.165	3,53	145.421.946	165.553.488	13,84
CANADA	1.095.273	1.291.291	17,90	4.092.852	4.692.214	14,64
MEXICO	157.379	184.261	17,08	564.472	540.709	-4,21
GUATEMALA	33.293	0	-100,00	38.189	0	-100,00
PANAMA	46.500	14.378	-69,08	51.000	67.375	32,11
SURINAME	0	16.194	--	0	13.514	--
CHILE	0	10.713	--	0	6.113	--
BOLIVIA	0	17.396	--	0	59.857	--
TRINIDAD AND TOBAGO	50.415	0	-100,00	20.166	0	-100,00
BAHAMAS	0	33.930	--	0	116.604	--

TABEL 5. PERKEMBANGAN EKSPOR INDONESIA MENURUT KOMODITI DAN NEGARA TUJUAN

JENIS BARANG	BERAT BERSIH (KG)		PERUB	NILAI FOB (US \$)		PERUB
	JAN-JUL 2006	JAN-JUL 2007	%	JAN-JUL 2006	JAN-JUL 2007	%
(1)	(2)	(3)	(4)	(5)	(6)	(7)
PUERTO RICO	276.971	283.478	2,35	1.317.421	1.233.394	-6,38
DOMINICAN REPUBLIC	57.722	25.400	-56,00	227.814	118.531	-47,97
DOMINICA	0	3.262	--	0	3.298	--
MARTINIQUE	122.599	105.190	-14,20	388.287	305.665	-21,28
GUADELOUPE	19.460	0	-100,00	29.190	0	-100,00
UNITED KINGDOM	1.532.604	1.852.595	20,88	5.298.783	7.262.389	37,06
NETHERLANDS	1.639.169	1.560.665	-4,79	6.620.359	5.091.403	-23,09
FRANCE	698.090	845.221	21,08	1.318.719	1.252.978	-4,99
GERMANY, FED. REP. OF	3.845.839	6.390.690	66,17	8.031.685	14.010.051	74,43
AUSTRIA	0	15.857	--	0	34.360	--
BELGIUM	1.528.588	2.322.352	51,93	6.261.710	11.378.303	81,71
SWITZERLAND	29.608	0	-100,00	49.656	0	-100,00
LUXEMBOURG	39.600	0	-100,00	126.456	0	-100,00
DENMARK	290.732	269.019	-7,47	1.138.731	1.189.433	4,45
NORWAY	41.530	0	-100,00	300.735	0	-100,00
SWEDEN	72.384	79.043	9,20	393.238	462.307	17,56
FINLAND	0	17.660	--	0	45.303	--
IRELAND	18.048	0	-100,00	30.850	0	-100,00
ITALY	704.405	250.654	-64,42	1.218.578	534.551	-56,13
SPAIN	572.288	344.065	-39,88	1.197.888	1.292.169	7,87
PORTUGAL	47.536	10.000	-78,96	79.528	5.000	-93,71
GREECE	64.788	15.363	-76,29	131.887	37.919	-71,25
DEMOCRATIC REPUBLIC OF THE CONG	98.055	206.019	110,11	98.169	199.934	103,66
POLAND	102.758	178.075	73,30	596.627	404.669	-32,17
ROMANIA	32.634	0	-100,00	45.298	0	-100,00
BULGARIA	180.242	237.606	31,83	360.390	501.083	39,04
UKRAINE	0	62.965	--	0	119.243	--
LITHUANIA	15.500	10.317	-33,44	117.125	78.535	-32,95
ESTONIA	39.225	0	-100,00	105.427	0	-100,00
CROATIA	0	20.000	--	0	62.150	--
MALTA	13.264	0	-100,00	6.632	0	-100,00
SLOVENIA	167.119	81.789	-51,06	248.745	143.122	-42,46
CZECH REPUBLIC	32.634	0	-100,00	45.298	0	-100,00
RUSSIA FEDERATION	361.395	444.807	23,08	624.168	791.414	26,80
-BERAS GILIG	615.411	143.946	-76,61	317.067	80.440	-74,63
JAPAN	0	33.844	--	0	9.625	--
HONG KONG	1.276	158	-87,62	2.220	274	-87,66
KOREA, REPUBLIC OF	0	2	--	0	2	--
TAIWAN	357.199	0	-100,00	149.824	0	-100,00
SINGAPORE	160.000	45.500	-71,56	105.211	37.902	-63,98
MALAYSIA	96.765	64.119	-33,74	59.661	32.524	-45,49
UNITED ARAB EMIRATES	0	2	--	0	10	--
SUDAN	0	312	--	0	98	--
EAST TIMOR	107	0	-100,00	72	0	-100,00
NETHERLANDS	64	0	-100,00	79	0	-100,00
FRANCE	0	9	--	0	5	--
-KOPI OLAHAN	47.828	99.227	107,47	85.120	223.838	162,97
JAPAN	0	34	--	0	173	--
HONG KONG	3.960	2.375	-40,03	3.510	2.500	-28,77
KOREA, REPUBLIC OF	0	3.525	--	0	12.419	--
CHINA	18.120	10.430	-42,44	21.801	31.757	45,67
SINGAPORE	18.001	69.025	283,45	40.501	113.670	180,66
PHILIPPINES	0	1.440	--	0	7.500	--
IRAN (ISLAMIC REPUBLIC OF)	0	11.000	--	0	54.120	--
SOLOMON ISLANDS	7.560	0	-100,00	19.215	0	-100,00
UNITED STATES	0	1.398	--	0	1.699	--
GERMANY, FED. REP. OF	187	0	-100,00	93	0	-100,00
-TEH OLAHAN	33.849.618	20.580.179	-39,20	50.168.256	37.387.266	-25,48
JAPAN	268.177	364.368	35,87	460.100	696.755	51,44
HONG KONG	2.313	1.628	-29,62	6.195	14.782	138,61
KOREA, REPUBLIC OF	11.774	5.949	-49,47	20.738	14.283	-31,13
TAIWAN	361.180	323.720	-10,37	968.931	815.482	-15,84
CHINA	21.080	72.519	244,02	22.621	56.749	150,87
MONGOLIA	10.557	16.556	56,82	56.815	87.021	53,17
THAILAND	20.880	26.992	29,27	112.318	141.834	26,28
SINGAPORE	447.248	317.812	-28,94	1.346.989	957.965	-28,88
PHILIPPINES	23.466	26.635	13,50	236.079	225.788	-4,36
MALAYSIA	1.996.597	2.264.790	13,43	3.216.295	4.062.124	26,30
CAMBODIA	0	7.347	--	0	36.943	--
BRUNEI DARUSSALAM	520	971	86,73	1.028	6.185	501,65
VIET NAM	107.286	232.308	116,53	528.987	1.067.391	101,78
INDIA	474.520	731.530	54,16	679.456	1.086.366	59,89
PAKISTAN	5.001.800	1.932.448	-61,36	6.972.601	3.105.975	-55,45
SRI LANKA	71.764	312.863	335,96	117.962	515.469	336,98
AFGHANISTAN	453.518	293.926	-35,19	540.953	377.122	-30,29

TABEL 5. PERKEMBANGAN EKSPOR INDONESIA MENURUT KOMODITI DAN NEGARA TUJUAN

JENIS BARANG	BERAT BERSIH (KG)		PERUB	NILAI FOB (US \$)		PERUB
	JAN-JUL 2006	JAN-JUL 2007	%	JAN-JUL 2006	JAN-JUL 2007	%
(1)	(2)	(3)	(4)	(5)	(6)	(7)
IRAQ	1.412.582	0	-100,00	1.992.970	0	-100,00
IRAN (ISLAMIC REPUBLIC OF)	80.450	43.520	-45,90	92.521	70.478	-23,82
SAUDI ARABIA	45.806	49.329	7,69	149.455	187.541	25,48
KUWAIT	10.400	0	-100,00	11.190	0	-100,00
YEMEN	39.180	0	-100,00	66.035	0	-100,00
TURKEY	96.480	98.878	2,49	134.716	147.383	9,40
UNITED ARAB EMIRATES	903.924	527.310	-41,66	1.418.469	773.330	-45,48
EGYPT	566.320	173.000	-69,45	770.303	235.979	-69,37
BENIN	0	432	--	0	250	--
AUSTRALIA	1.286.731	1.398.002	8,65	4.485.864	5.390.988	20,18
NEW ZEALAND	479.661	305.299	-36,35	1.429.757	1.001.679	-29,94
GUAM	12	1	-91,67	251	251	0,00
FIJI	64.840	44.000	-32,14	69.846	64.570	-7,55
SOLOMON ISLANDS	812	2.956	264,04	1.580	3.177	101,08
EAST TIMOR	2.038	0	-100,00	1.823	0	-100,00
UNITED STATES	2.401.510	2.250.489	-6,29	2.681.604	3.115.726	16,19
CANADA	243.821	257.760	5,72	265.023	314.718	18,75
SURINAME	2.290	11.369	396,46	10.635	79.011	642,93
CHILE	174.800	166.960	-4,49	261.447	267.692	2,39
PUERTO RICO	540	540	0,00	756	891	17,86
UNITED KINGDOM	6.339.638	3.011.377	-52,50	8.466.411	4.416.636	-47,83
NETHERLANDS	2.476.397	1.674.031	-32,40	3.017.805	2.554.269	-15,36
GERMANY, FED. REP. OF	691.573	379.140	-45,18	741.482	518.174	-30,12
BELGIUM	12.500	0	-100,00	11.088	0	-100,00
FINLAND	0	761.632	--	0	1.189.963	--
IRELAND	151.360	0	-100,00	248.865	0	-100,00
ITALY	83	595	616,87	207	1.398	575,36
POLAND	1.300.460	548.492	-57,82	1.770.248	957.576	-45,91
KAZAKHSTAN	71.520	0	-100,00	79.152	0	-100,00
KYRGYZSTAN	24.480	24.480	0,00	28.152	37.050	31,61
UKRAINE	361.970	194.474	-46,27	389.783	214.054	-45,08
UZBEKISTAN	162.180	54.272	-66,54	259.210	89.006	-65,66
LATVIA	22.300	0	-100,00	22.763	0	-100,00
RUSSIA FEDERATION	5.150.280	1.669.479	-67,58	6.000.777	2.487.242	-58,55
-GULA PASIR	345.969	173.260	-49,92	196.305	217.598	10,85
JAPAN	992	813	-18,04	992	6.372	542,34
HONG KONG	7.184	9.607	33,73	12.173	15.977	31,25
KOREA, REPUBLIC OF	821	1.933	135,44	2.816	5.380	91,05
SINGAPORE	7.536	13.177	74,85	6.306	12.194	93,37
MALAYSIA	244.353	35.027	-85,67	58.741	24.765	-57,84
SAUDI ARABIA	306	0	-100,00	700	0	-100,00
UNITED ARAB EMIRATES	168	0	-100,00	400	0	-100,00
AUSTRALIA	21.699	15.923	-26,62	41.208	33.654	-18,33
COOK ISLANDS	1.106	0	-100,00	1.012	0	-100,00
TONGA	0	508	--	0	786	--
UNITED STATES	13.146	9.654	-26,56	43.119	40.786	-5,41
CANADA	48.658	73.791	51,65	28.838	44.791	55,32
NETHERLANDS	0	12.477	--	0	27.468	--
SPAIN	0	350	--	0	5.425	--
-GULA LAINNYA	74.940.073	4.395.821	-94,13	3.565.235	2.895.386	-18,79
JAPAN	140.439	26.459	-81,16	94.526	19.972	-78,87
HONG KONG	140.197	184.362	31,50	95.519	166.330	74,13
KOREA, REPUBLIC OF	162	880	443,21	504	528	4,76
TAIWAN	108.000	0	-100,00	46.080	0	-100,00
CHINA	148.000	18.500	-87,50	103.800	8.553	-91,76
PAPUA NEW GUINEA	57.446	304	-99,47	76.279	2.996	-96,07
THAILAND	1.245.361	727.082	-41,62	528.790	433.344	-18,05
SINGAPORE	420.973	574.276	36,42	256.210	385.456	50,45
PHILIPPINES	29	129.709	447.172,41	2.523	60.615	2.302,50
MALAYSIA	611.041	530.790	-13,13	224.996	281.818	25,25
CAMBODIA	0	900	--	0	1.440	--
BRUNEI DARUSSALAM	0	983	--	0	7.783	--
VIET NAM	326.049	243.330	-25,37	128.823	125.569	-2,53
MALDIVES	26.534	19.060	-28,17	11.190	8.927	-20,22
INDIA	0	728.023	--	0	721.038	--
PAKISTAN	2.110	2.246	6,45	7.385	3.585	-51,46
SAUDI ARABIA	3.048	5.582	83,14	3.900	4.295	10,13
KUWAIT	696	37.045	5.222,56	3.750	14.470	285,87
JORDAN	50.999	0	-100,00	21.615	0	-100,00
TURKEY	126.000	199.000	57,94	53.590	93.842	75,11
UNITED ARAB EMIRATES	0	57.000	--	0	25.881	--
TANZANIA, UNITED REPUBLIC OF	18.000	0	-100,00	6.964	0	-100,00
BENIN	0	1.645	--	0	950	--
SEYCHELLES	1.961	0	-100,00	7.595	0	-100,00
SOUTH AFRICA	54.000	18.500	-65,74	21.285	9.003	-57,70
AUSTRALIA	195.316	288.957	47,94	99.427	166.105	67,06

TABEL 5. PERKEMBANGAN EKSPOR INDONESIA MENURUT KOMODITI DAN NEGARA TUJUAN

JENIS BARANG	BERAT BERSIH (KG)		PERUB	NILAI FOB (US \$)		PERUB
	JAN-JUL 2006	JAN-JUL 2007	%	JAN-JUL 2006	JAN-JUL 2007	%
(1)	(2)	(3)	(4)	(5)	(6)	(7)
NEW ZEALAND	64.000	212.000	231,25	33.988	97.255	186,15
VANUATU	16.621	0	-100,00	17.971	0	-100,00
COOK ISLANDS	10.172	4.734	-53,46	9.306	5.884	-36,77
SAMOA	0	421	--	0	317	--
SOLOMON ISLANDS	1.320	0	-100,00	1.637	0	-100,00
TONGA	0	21.120	--	0	17.828	--
EAST TIMOR	18.529	0	-100,00	7.973	0	-100,00
UNITED STATES	70.950.471	112.037	-99,84	1.604.019	53.386	-96,67
CANADA	25.628	0	-100,00	9.715	0	-100,00
SURINAME	119	67	-43,70	555	555	0,00
CHILE	7.057	0	-100,00	2.525	0	-100,00
TRINIDAD AND TOBAGO	188	0	-100,00	1.660	0	-100,00
UNITED KINGDOM	38.750	58.000	49,68	16.383	34.322	109,50
NETHERLANDS	19.582	44.692	128,23	17.407	77.913	347,60
GERMANY, FED. REP. OF	57	0	-100,00	261	0	-100,00
AUSTRIA	0	17	--	0	220	--
SWITZERLAND	0	100	--	0	479	--
NORWAY	107.000	111.000	3,74	44.564	49.742	11,62
SPAIN	4.218	37.000	777,19	2.520	14.985	494,64
-MAKANAN OLAHAN LAINNYA	164.271.843	183.924.435	11,96	260.568.120	282.192.669	8,30
JAPAN	6.656.620	10.880.812	63,46	8.283.805	11.224.689	35,50
HONG KONG	4.303.963	4.129.259	-4,06	21.434.106	19.328.658	-9,82
KOREA, DEMOCRATIC PEOPLE'S REPL	0	30.205	--	0	26.879	--
KOREA, REPUBLIC OF	2.826.971	3.060.082	8,25	3.337.388	3.202.936	-4,03
TAIWAN	9.051.177	12.961.832	43,21	13.699.707	17.503.481	27,77
CHINA	1.148.947	8.273.648	620,11	1.467.892	5.917.714	303,14
MONGOLIA	43.107	208	-99,52	67.818	904	-98,67
MACAU	6.322	643	-89,83	12.461	66.393	432,81
PAPUA NEW GUINEA	919.752	1.443.522	56,95	1.007.847	1.830.763	81,65
THAILAND	6.480.183	5.986.518	-7,62	12.618.102	11.554.201	-8,43
SINGAPORE	12.549.797	11.535.833	-8,08	25.522.519	23.907.427	-6,33
PHILIPPINES	19.421.137	21.781.330	12,15	25.586.199	34.393.939	34,42
MALAYSIA	29.243.864	32.510.494	11,17	33.258.449	37.522.604	12,82
MYANMAR (FORM. BURMA)	87.489	102.758	17,45	268.060	339.862	26,79
CAMBODIA	6.489	24.312	274,66	142.827	273.131	91,23
BRUNEI DARUSSALAM	2.236.477	2.110.788	-5,62	3.269.525	3.079.873	-5,80
LAO PEOPLE'S DEMOCRATIC REPUBLI	120.000	0	-100,00	631.898	0	-100,00
NEPAL	19.499	18.192	-6,70	22.037	20.360	-7,61
VIET NAM	3.057.719	5.083.352	66,25	6.285.272	9.988.284	58,92
MALDIVES	591.404	698.581	18,12	793.075	912.359	15,04
INDIA	2.347.390	995.329	-57,60	1.360.783	1.121.779	-17,56
PAKISTAN	593.646	668.550	12,62	1.009.618	1.155.397	14,44
BANGLADESH	252.227	267.679	6,13	273.608	296.666	8,43
SRI LANKA	358.376	247.969	-30,81	505.830	361.250	-28,58
AFGHANISTAN	102.314	103.457	1,12	137.818	184.569	33,92
IRAQ	12.909	0	-100,00	24.344	0	-100,00
IRAN (ISLAMIC REPUBLIC OF)	110.697	57.804	-47,78	110.473	77.805	-29,57
SAUDI ARABIA	8.214.576	8.482.183	3,26	12.756.959	15.438.616	21,02
KUWAIT	1.070.968	928.205	-13,33	1.454.869	1.448.429	-0,44
JORDAN	726.180	997.799	37,40	1.048.883	1.686.543	60,79
LEBANON	170.346	226.165	32,77	308.071	536.871	74,27
YEMEN	182.209	428.987	135,44	353.719	571.828	61,66
OMAN	170.482	139.515	-18,16	219.526	223.450	1,79
SYRIA ARAB REPUBLIC	14.213	174.309	1.126,41	3.655	114.449	3.031,30
TURKEY	231.506	371.538	60,49	351.670	362.252	3,01
UNITED ARAB EMIRATES	3.200.445	3.814.804	19,20	4.989.083	5.512.665	10,49
QATAR	412.359	254.208	-38,35	481.381	372.399	-22,64
BAHRAIN	231.045	258.889	12,05	252.204	292.652	16,04
CYPRUS	9.666	35.123	263,37	16.063	48.331	200,88
EGYPT	244.988	249.012	1,64	330.921	395.721	19,58
LIBYAN ARAB JAMAHIRIYA	47.444	48.217	1,63	100.075	76.808	-23,25
MOROCCO	75.954	271.238	257,11	125.074	182.811	46,16
TUNISIA	24.768	15.320	-38,15	37.545	27.143	-27,71
ALGERIA	4.608	434.652	9.332,55	14.400	168.590	1.070,76
SUDAN	9.680	16.709	72,61	36.972	12.206	-66,99
NAMIBIA	6.264	6.240	-0,38	11.736	8.520	-27,40
TANZANIA, UNITED REPUBLIC OF	44.341	51.966	17,20	64.596	70.208	8,69
MADAGASCAR	18.026	88.100	388,74	13.205	111.504	744,41
KENYA	85.471	145.963	70,77	143.330	198.736	38,66
MOZAMBIQUE	23.415	0	-100,00	39.029	0	-100,00
TOGO	23.876	23.455	-1,76	33.176	25.421	-23,38
GHANA	125.271	153.654	22,66	222.771	215.652	-3,20
GUINEA	40.828	6.952	-82,97	54.475	12.693	-76,70
ANGOLA	125.300	84.422	-32,62	146.934	99.492	-32,29
CONGO	49.760	19.440	-60,93	56.082	25.313	-54,86
CAMEROON	31.760	41.369	30,26	28.900	48.809	68,89
NIGERIA	3.955.093	2.093.676	-47,06	8.637.069	4.181.792	-51,58

TABEL 5. PERKEMBANGAN EKSPOR INDONESIA MENURUT KOMODITI DAN NEGARA TUJUAN

JENIS BARANG	BERAT BERSIH (KG)		PERUB	NILAI FOB (US \$)		PERUB
	JAN-JUL 2006	JAN-JUL 2007	%	JAN-JUL 2006	JAN-JUL 2007	%
(1)	(2)	(3)	(4)	(5)	(6)	(7)
SENEGAL	5.039	13.258	163,11	102.333	15.918	-84,44
MAURITANIA	78.527	0	-100,00	90.572	0	-100,00
MALI	16.236	0	-100,00	152.618	0	-100,00
BENIN	276.313	321.660	16,41	559.420	731.961	30,84
BURKINA FASO	4.920	0	-100,00	84.050	0	-100,00
GAMBIA	5.530	7.986	44,41	7.361	33.821	359,46
SEYCHELLES	29.434	37.240	26,52	85.799	108.176	26,08
UGANDA	0	39.876	--	0	50.042	--
NIGER	2.460	0	-100,00	41.513	0	-100,00
DJIBOUTI	0	520	--	0	1.613	--
SOUTH AFRICA	726.716	1.112.554	53,09	839.476	1.656.827	97,36
COMOROS	2.590	3.382	30,58	5.946	6.409	7,79
MAURITIUS	263.944	365.059	38,31	350.141	502.272	43,45
ZAIRE	35.424	0	-100,00	43.542	0	-100,00
AUSTRALIA	5.463.246	7.448.732	36,34	8.575.116	11.635.545	35,69
NEW ZEALAND	1.029.198	1.226.271	19,15	1.483.035	2.078.587	40,16
MICRONESIA, FEDERATED STATES OF	69.673	47.082	-32,42	85.047	75.072	-11,73
GUAM	1.380	2.165	56,88	13.287	21.480	61,66
PALAU	4.294	0	-100,00	7.540	0	-100,00
NEW CALEDONIA	44.462	34.042	-23,44	88.007	62.935	-28,49
NORTHERN MARIANA ISLANDS	40.565	0	-100,00	82.906	0	-100,00
VANUATU	47.421	141.681	198,77	55.365	183.119	230,75
AMERICAN SAMOA	14.840	32.883	121,58	20.547	37.810	84,02
COOK ISLANDS	24.419	7.455	-69,47	26.501	9.756	-63,19
FIJI	266.632	269.665	1,14	355.515	437.790	23,14
KIRIBATI	1.148	6.971	507,23	1.894	7.405	290,97
MARSHALL ISLANDS	24.232	8.493	-64,95	32.112	13.508	-57,93
SAMOA	46.423	124.487	168,16	73.776	189.782	157,24
SOLOMON ISLANDS	130.261	216.712	66,37	228.225	290.521	27,30
TONGA	320.999	404.101	25,89	339.063	441.752	30,29
TUVALU	3.218	12.597	291,45	4.802	19.280	301,50
EAST TIMOR	661.513	18.339	-97,23	463.041	24.946	-94,61
UNITED STATES	12.583.726	12.706.359	0,97	27.386.774	25.340.428	-7,47
CANADA	1.176.660	1.163.808	-1,09	3.044.609	1.953.212	-35,85
MEXICO	262.134	322.219	22,92	601.832	920.313	52,92
GUATEMALA	8.110	8.000	-1,36	23.022	2.000	-91,31
PANAMA	11.199	11.000	-1,78	34.064	7.903	-76,80
SURINAME	68.457	85.111	24,33	82.186	125.422	52,61
CHILE	6.703	19.002	183,49	36.894	100.607	172,69
VENEZUELA	0	6.840	--	0	4.950	--
ARGENTINA	0	38.036	--	0	17.000	--
BRAZIL	560	372.796	66.470,71	500	159.362	31.772,40
COLOMBIA	36.092	24.488	-32,15	85.888	72.863	-15,17
URUGUAY	0	3.928	--	0	10.475	--
ECUADOR	12.529	0	-100,00	31.302	0	-100,00
TRINIDAD AND TOBAGO	27.677	6.460	-76,66	82.371	23.875	-71,02
JAMAICA	30.184	38.736	28,33	26.853	25.722	-4,21
PUERTO RICO	390.956	122.013	-68,79	403.098	271.290	-32,70
BELIZE	24	0	-100,00	234	0	-100,00
DOMINICAN REPUBLIC	68.000	256.000	276,47	23.730	79.390	234,56
EL SALVADOR	6.827	0	-100,00	17.369	0	-100,00
COSTA RICA	0	40.000	--	0	30.900	--
BARBADOS	0	4.635	--	0	12.231	--
ARUBA	5.683	0	-100,00	13.531	0	-100,00
DOMINICA	0	9.956	--	0	10.066	--
FRENCH POLYNESIA	65.976	38.269	-42,00	92.727	68.273	-26,37
NETHERLANDS ANTILLES	3.776	4	-99,89	9.304	35	-99,62
UNITED KINGDOM	744.471	602.001	-19,14	1.904.094	1.648.547	-13,42
NETHERLANDS	11.915.273	9.228.653	-22,55	10.815.657	8.867.437	-18,01
FRANCE	449.643	209.771	-53,35	452.412	298.900	-33,93
GERMANY, FED. REP. OF	415.269	412.184	-0,74	1.053.371	1.372.243	30,27
AUSTRIA	22.650	63.279	179,38	83.700	213.108	154,61
BELGIUM	222.102	107.291	-51,69	634.160	101.111	-84,06
SWITZERLAND	5.802	6.106	5,24	11.900	9.542	-19,82
DENMARK	40.647	15.908	-60,86	34.393	33.630	-2,22
NORWAY	129.243	82.049	-36,52	154.807	135.153	-12,70
SWEDEN	40.913	213.203	421,11	55.092	169.956	208,49
FINLAND	363.045	361.580	-0,40	408.509	465.829	14,03
IRELAND	951	0	-100,00	3.016	0	-100,00
ITALY	214.251	86.160	-59,79	1.426.567	986.698	-30,83
SPAIN	1.457.323	791.702	-45,67	1.501.950	1.016.257	-32,34
PORTUGAL	125.896	49.898	-60,37	74.636	43.779	-41,34
GREECE	36.889	25.135	-31,86	90.269	43.833	-51,44
DEMOCRATIC REPUBLIC OF THE CONG	116.094	65.280	-43,77	141.508	83.776	-40,80
HUNGARY	0	1.226	--	0	8.136	--
POLAND	20.691	95.385	361,00	72.482	168.278	132,17
ROMANIA	112.389	9.271	-91,75	185.214	5.547	-97,01
BULGARIA	48.523	41.514	-14,44	126.580	239.246	89,01

TABEL 5. PERKEMBANGAN EKSPOR INDONESIA MENURUT KOMODITI DAN NEGARA TUJUAN

JENIS BARANG	BERAT BERSIH (KG)		PERUB	NILAI FOB (US \$)		PERUB
	JAN-JUL 2006	JAN-JUL 2007	%	JAN-JUL 2006	JAN-JUL 2007	%
(1)	(2)	(3)	(4)	(5)	(6)	(7)
ARMENIA	0	6.688	--	0	14.828	--
UKRAINE	92.902	101.352	9,10	84.195	97.040	15,26
UZBEKISTAN	0	38	--	0	28	--
LITHUANIA	36.795	214.206	482,16	78.447	193.701	146,92
LATVIA	45.870	212.825	363,97	174.034	336.264	93,22
ESTONIA	279.578	75.688	-72,93	405.077	99.157	-75,52
CROATIA	7.170	45.134	529,48	18.838	104.276	453,54
MALTA	153.636	158.420	3,11	203.723	215.608	5,83
SLOVAKIA	0	163	--	0	779	--
CZECH REPUBLIC	108.931	438.342	302,40	101.229	445.802	340,39
RUSSIA FEDERATION	539.248	187.845	-65,17	513.588	139.709	-72,80
SEMEN	3.910.848.338	3.729.753.460	-4,63	118.399.716	112.397.182	-5,07
JAPAN	5.882.156	29.966.536	409,45	251.554	1.357.263	439,55
HONG KONG	0	149.128	--	0	28.003	--
KOREA, REPUBLIC OF	200.000	0	-100,00	21.168	0	-100,00
TAIWAN	13.407.717	11.946.262	-10,90	970.793	887.354	-8,59
CHINA	1.209	0	-100,00	599	0	-100,00
THAILAND	1.031	0	-100,00	120	0	-100,00
SINGAPORE	132.122.632	110.370.295	-16,46	3.925.146	2.932.936	-25,28
PHILIPPINES	857.700	314.249	-63,36	91.278	28.702	-68,56
MALAYSIA	405.465.091	266.186.809	-34,35	11.455.030	7.490.086	-34,61
MYANMAR (FORM. BURMA)	83.588	0	-100,00	9.007	0	-100,00
BRUNEI DARUSSALAM	43.265.363	104.151.273	140,73	955.842	2.507.698	162,35
VIET NAM	105.000	45.419.481	43.156,65	8.682	1.193.790	13.650,17
MALDIVES	20.865.977	31.829.092	52,54	801.449	1.227.409	53,15
INDIA	30.352.412	75.000.000	147,10	809.651	1.926.750	137,97
PAKISTAN	0	1.946	--	0	3.617	--
BANGLADESH	665.509.374	445.788.601	-33,02	17.133.377	11.013.160	-35,72
SRI LANKA	513.312.206	442.189.850	-13,86	17.525.825	15.686.529	-10,49
KUWAIT	99.089.845	140.369.713	41,66	3.541.396	5.098.106	43,96
YEMEN	52.380.311	8.310.883	-84,13	1.833.311	290.590	-84,15
UNITED ARAB EMIRATES	201.898.574	78.112.940	-61,31	6.092.498	2.030.936	-66,66
BAHRAIN	0	20.684.708	--	0	501.604	--
MADAGASCAR	57.115.427	107.164.431	87,63	1.993.340	3.935.255	97,42
MOZAMBIQUE	233.225.471	183.146.954	-21,47	6.754.842	5.080.687	-24,78
TOGO	89.579.361	153.457.298	71,31	2.634.529	4.263.467	61,83
GHANA	552.113.669	729.155.350	32,07	16.018.883	20.219.330	26,22
LIBERIA	28.000.000	0	-100,00	793.800	0	-100,00
GUINEA	50.000	0	-100,00	2.600	0	-100,00
NIGERIA	111.295.537	107.482.915	-3,43	3.854.402	3.965.545	2,88
SIERRA LEONE	15.000.000	90.000.000	500,00	429.750	2.479.500	476,96
GABON	20.000.000	0	-100,00	573.000	0	-100,00
COTE D'IVOIRE	0	36.801.143	--	0	1.054.353	--
BENIN	133.350.000	120.000.000	-10,01	3.867.214	3.332.100	-13,84
SEYCHELLES	5.000.000	12.500.000	150,00	174.850	446.293	155,24
COMOROS	0	5.207.271	--	0	331.636	--
MAURITIUS	138.130.256	232.409.921	68,25	4.879.958	8.461.239	73,39
AUSTRALIA	184.594.812	98.420.011	-46,68	5.385.025	2.822.251	-47,59
NEW ZEALAND	40.000	40.000	0,00	3.288	3.478	5,78
MICRONESIA, FEDERATED STATES OF	119	0	-100,00	268	0	-100,00
VANUATU	1.200.000	3.250.000	170,83	45.960	133.859	191,25
AMERICAN SAMOA	5.200.000	5.750.000	10,58	199.070	241.059	21,09
COOK ISLANDS	2.804	0	-100,00	998	0	-100,00
SAMOA	4.500.000	8.000.000	77,78	172.040	329.703	91,64
SOLOMON ISLANDS	200.000	480.000	140,00	7.660	19.785	158,29
TONGA	860.000	580.000	-32,56	32.608	23.935	-26,60
CHRISTMAS ISLANDS	3.006.000	351.000	-88,32	129.529	14.926	-88,48
EAST TIMOR	4.308.095	39.288	-99,09	179.660	2.541	-98,59
UNITED STATES	76.296.069	0	-100,00	2.787.065	0	-100,00
PANAMA	11.400.000	0	-100,00	387.600	0	-100,00
BRAZIL	27.300.000	0	-100,00	709.800	0	-100,00
FRENCH POLYNESIA	20.478.000	24.724.500	20,74	801.373	1.029.702	28,49
UNITED KINGDOM	0	1.611	--	0	1.995	--
GERMANY, FED. REP. OF	2.532	0	-100,00	53	0	-100,00
PORTUGAL	3.800.000	0	-100,00	153.825	0	-100,00
GREECE	0	1	--	0	10	--
-DARI ROTAN	5.341.932	7.932.488	48,49	13.463.629	18.925.314	40,57
JAPAN	407.275	284.333	-30,19	1.933.702	1.300.421	-32,75
HONG KONG	173	10.808	6.147,40	1.781	50.144	2.715,50
KOREA, REPUBLIC OF	308.776	499.343	61,72	870.123	1.282.405	47,38
TAIWAN	40.165	34.042	-15,24	101.964	85.268	-16,37
CHINA	174	17.734	10.091,95	176	86.984	49.322,73
THAILAND	1.154	4.138	258,58	5.874	9.977	69,85
SINGAPORE	13.482	4.157	-69,17	15.911	5.726	-64,01
PHILIPPINES	0	20.639	--	0	3.509	--
MALAYSIA	32.684	6.649	-79,66	65.106	8.160	-87,47

TABEL 5. PERKEMBANGAN EKSPOR INDONESIA MENURUT KOMODITI DAN NEGARA TUJUAN

JENIS BARANG	BERAT BERSIH (KG)		PERUB	NILAI FOB (US \$)		PERUB
	JAN-JUL 2006	JAN-JUL 2007	%	JAN-JUL 2006	JAN-JUL 2007	%
(1)	(2)	(3)	(4)	(5)	(6)	(7)
CAMBODIA	32	0	-100,00	1.278	0	-100,00
BRUNEI DARUSSALAM	0	901	--	0	2.020	--
VIET NAM	0	12.661	--	0	6.689	--
MALDIVES	1.561	5.122	228,12	7.568	11.053	46,05
INDIA	2.586	3.421	32,29	3.734	4.471	19,74
PAKISTAN	143	0	-100,00	236	0	-100,00
BANGLADESH	214	0	-100,00	78	0	-100,00
SRI LANKA	2.900	0	-100,00	4.950	0	-100,00
IRAN (ISLAMIC REPUBLIC OF)	0	88	--	0	361	--
SAUDI ARABIA	1.534	0	-100,00	2.144	0	-100,00
KUWAIT	257	71	-72,37	406	225	-44,58
LEBANON	3.990	63	-98,42	8.514	70	-99,18
TURKEY	12.714	6.516	-48,75	43.616	24.852	-43,02
UNITED ARAB EMIRATES	3.190	2.279	-28,56	20.343	20.085	-1,27
CYPRUS	0	953	--	0	2.290	--
EGYPT	14.399	4.411	-69,37	13.946	8.793	-36,95
LIBYAN ARAB JAMAHIRIYA	0	722	--	0	960	--
TUNISIA	58.817	0	-100,00	103.409	0	-100,00
ALGERIA	8	740	9.150,00	60	681	1.035,00
MADAGASCAR	0	145	--	0	122	--
REUNION	546	290	-46,89	1.052	377	-64,16
MOZAMBIQUE	71	0	-100,00	95	0	-100,00
U.S. VIRGIN ISLANDS	431	1.540	257,31	1.475	1.101	-25,36
SEYCHELLES	1.415	10	-99,29	6.751	300	-95,56
UGANDA	0	8	--	0	64	--
SOUTH AFRICA	2.868	36.554	1.174,55	8.000	86.105	976,31
MAURITIUS	8	294	3.575,00	81	84	3,70
AUSTRALIA	162.429	116.503	-28,27	295.513	230.540	-21,99
NEW ZEALAND	22.941	17.761	-22,58	38.008	53.240	40,08
GUAM	564	0	-100,00	1.320	0	-100,00
PALAU	13	0	-100,00	1.800	0	-100,00
NEW CALEDONIA	112	968	764,29	94	965	926,60
SAINT VINCENT AND THE GRENADINES	714	0	-100,00	300	0	-100,00
VANUATU	1.275	767	-39,84	399	1.029	157,89
WALLIS AND FUTUNA ISLANDS	99	0	-100,00	111	0	-100,00
BRITISH INDIAN OCEAN TERRITORY	0	2.253	--	0	2.110	--
COOK ISLANDS	0	1.322	--	0	3.997	--
FIJI	7.224	3.038	-57,95	18.177	17.909	-1,47
SOLOMON ISLANDS	1.312	0	-100,00	2.978	0	-100,00
UNITED STATES	1.149.067	1.063.419	-7,45	3.338.443	4.112.901	23,20
CANADA	13.120	21.560	64,33	33.907	100.871	197,49
MEXICO	5.101	3.013.977	58.986,00	11.765	5.724.456	48.556,66
NICARAGUA	0	669	--	0	502	--
PANAMA	983	416	-57,68	2.775	490	-82,34
CHILE	2.228	4.047	81,64	5.510	4.559	-17,26
VENEZUELA	14	221	1.478,57	17	303	1.682,35
ARGENTINA	1.311	2.789	112,74	1.271	6.681	425,65
BRAZIL	11.107	21.522	93,77	21.410	72.779	239,93
COLOMBIA	742	5.504	641,78	2.635	20.746	687,32
PERU	4	0	-100,00	108	0	-100,00
TRINIDAD AND TOBAGO	2	0	-100,00	69	0	-100,00
BAHAMAS	508	0	-100,00	2.005	0	-100,00
JAMAICA	0	1.592	--	0	3.429	--
PUERTO RICO	3	279	9.200,00	40	561	1.302,50
BELIZE	1	0	-100,00	28	0	-100,00
DOMINICAN REPUBLIC	290	0	-100,00	221	0	-100,00
COSTA RICA	3.684	3.023	-17,94	4.254	5.151	21,09
BARBADOS	291	0	-100,00	189	0	-100,00
ANTIGUA AND BARBUDA	286	0	-100,00	128	0	-100,00
ANGUILLA	0	1.425	--	0	2.632	--
FRENCH GUIANA	96	149	55,21	52	136	161,54
FRENCH POLYNESIA	7.261	29.879	311,50	15.065	16.882	12,06
MARTINIQUE	138	1.543	1.018,12	473	2.757	482,88
NETHERLANDS ANTILLES	90	4	-95,56	318	160	-49,69
SAINT LUCIA	0	8.500	--	0	2.454	--
GUADELOUPE	475	1.386	191,79	537	4.543	746,00
UNITED KINGDOM	489.082	261.376	-46,56	1.049.979	733.275	-30,16
NETHERLANDS	757.667	629.650	-16,90	1.548.205	1.513.450	-2,24
FRANCE	100.702	613.708	509,43	249.396	1.151.078	361,55
GERMANY, FED. REP. OF	992.882	571.593	-42,43	1.887.668	669.282	-64,54
AUSTRIA	7.284	73	-99,00	23.834	145	-99,39
BELGIUM	230.390	230.482	0,04	565.333	575.579	1,81
SWITZERLAND	1.126	9.040	702,84	1.058	31.788	2.904,54
MONACO	2	0	-100,00	44	0	-100,00
DENMARK	42.200	17.740	-57,96	84.743	58.911	-30,48
NORWAY	43	169	293,02	80	157	96,25
SWEDEN	183.202	23.042	-87,42	452.888	123.531	-72,72
FINLAND	23.193	14.040	-39,46	109.276	78.390	-28,26

TABEL 5. PERKEMBANGAN EKSPOR INDONESIA MENURUT KOMODITI DAN NEGARA TUJUAN

JENIS BARANG	BERAT BERSIH (KG)		PERUB	NILAI FOB (US \$)		PERUB
	JAN-JUL 2006	JAN-JUL 2007	%	JAN-JUL 2006	JAN-JUL 2007	%
(1)	(2)	(3)	(4)	(5)	(6)	(7)
IRELAND	0	6.628	--	0	6.204	--
ITALY	68.773	115.876	68,49	160.917	180.291	12,04
SPAIN	31.427	62.777	99,75	101.289	172.186	69,99
PORTUGAL	2.889	30.270	947,77	12.980	123.090	848,31
GREECE	34.386	50.601	47,16	52.986	75.551	42,59
HUNGARY	1.007	412	-59,09	2.779	987	-64,48
POLAND	15.298	2.070	-86,47	30.771	8.577	-72,13
ROMANIA	196	498	154,08	400	330	-17,50
BULGARIA	2.042	104	-94,91	4.032	201	-95,01
YUGOSLAVIA	4.560	0	-100,00	9.127	0	-100,00
KAZAKHSTAN	835	1.121	34,25	2.284	2.312	1,23
UKRAINE	1.190	103	-91,34	3.435	156	-95,46
UZBEKISTAN	0	273	--	0	721	--
LATVIA	122	0	-100,00	564	0	-100,00
ESTONIA	0	705	--	0	702	--
CROATIA	1.689	242	-85,67	5.454	277	-94,92
MALTA	0	1.196	--	0	1.140	--
SLOVAKIA	28	0	-100,00	172	0	-100,00
SLOVENIA	2.209	4.253	92,53	3.736	18.304	389,94
CZECH REPUBLIC	314	0	-100,00	1.039	0	-100,00
RUSSIA FEDERATION	42.142	1.298	-96,92	76.867	2.619	-96,59
-DARI BAHAN LAINNYA	12.698.360	13.326.202	4,94	29.233.795	24.383.445	-16,59
JAPAN	1.225.498	910.456	-25,71	4.774.763	4.459.264	-6,61
HONG KONG	13.936	10.234	-26,56	39.650	27.057	-31,76
KOREA, DEMOCRATIC PEOPLE'S REPL	1.489	0	-100,00	6.372	0	-100,00
KOREA, REPUBLIC OF	163.051	285.217	74,93	400.672	535.365	33,62
TAIWAN	944.268	716.501	-24,12	286.591	268.889	-6,18
CHINA	1.687.657	1.265.049	-25,04	306.930	298.530	-2,74
PAPUA NEW GUINEA	117	130	11,11	450	121	-73,11
THAILAND	44.399	60.713	36,74	71.533	99.795	39,51
SINGAPORE	33.407	63.687	90,64	43.042	104.563	142,93
PHILIPPINES	517	6.361	1.130,37	589	2.366	301,70
MALAYSIA	271.916	259.173	-4,69	457.963	353.412	-22,83
CAMBODIA	0	4.261	--	0	7.597	--
BRUNEI DARUSSALAM	152	2.995	1.870,39	1.189	2.299	93,36
VIET NAM	150	0	-100,00	440	0	-100,00
MALDIVES	23.846	19.449	-18,44	98.445	158.071	60,57
INDIA	7.204	22.901	217,89	10.777	45.651	323,60
PAKISTAN	1.244	3.247	161,01	2.051	5.641	175,04
BANGLADESH	1.845	0	-100,00	8.703	0	-100,00
SRI LANKA	16.121	18.231	13,09	34.728	24.174	-30,39
IRAN (ISLAMIC REPUBLIC OF)	12.842	9.500	-26,02	8.562	28.203	229,40
SAUDI ARABIA	70.969	51.277	-27,75	64.300	20.914	-67,47
KUWAIT	882	130	-85,26	1.248	595	-52,32
JORDAN	9.567	2.961	-69,05	11.322	6.498	-42,61
LEBANON	25.310	14.135	-44,15	12.101	12.193	0,76
YEMEN	122	0	-100,00	184	0	-100,00
OMAN	23	0	-100,00	837	0	-100,00
SYRIA ARAB REPUBLIC	0	11.200	--	0	1.238	--
TURKEY	115.236	84.152	-26,97	254.843	168.575	-33,85
UNITED ARAB EMIRATES	12.394	39.364	217,61	43.056	113.347	163,25
QATAR	0	170	--	0	363	--
BAHRAIN	90.000	197	-99,78	5.965	622	-89,57
CYPRUS	9.721	27.631	184,24	20.326	56.306	177,01
EGYPT	9.907	7.012	-29,22	9.155	6.136	-32,98
LIBYAN ARAB JAMAHIRIYA	0	331	--	0	440	--
MOROCCO	11.806	9.385	-20,51	12.115	29.873	146,58
TUNISIA	14.043	10.371	-26,15	37.654	27.434	-27,14
ALGERIA	89	30	-66,29	600	87	-85,50
ERITREA	1	280	27.900,00	105	1.340	1.176,19
NAMIBIA	288	0	-100,00	809	0	-100,00
ETHIOPIA	15.630	0	-100,00	10.800	0	-100,00
TANZANIA, UNITED REPUBLIC OF	186	976	424,73	713	1.839	157,92
MADAGASCAR	1.853	1.765	-4,75	3.359	1.488	-55,70
KENYA	567	10.897	1.821,87	723	28.908	3.898,34
REUNION	47.005	31.533	-32,92	67.613	52.809	-21,90
MOZAMBIQUE	0	12	--	0	24	--
GUINEA	0	185	--	0	1.307	--
CONGO	1	0	-100,00	52	0	-100,00
GABON	199	0	-100,00	758	0	-100,00
COTE D'IVOIRE	40.767	10.469	-74,32	26.341	14.662	-44,34
SENEGAL	608	1.344	121,05	1.651	2.308	39,79
BENIN	0	1.196	--	0	3.073	--
U.S. VIRGIN ISLANDS	83	430	418,07	287	1.396	386,41
SEYCHELLES	81.091	15.114	-81,36	54.261	50.241	-7,41
UGANDA	1	3	200,00	16	19	18,75
SOUTH AFRICA	91.296	81.831	-10,37	180.960	102.556	-43,33

TABEL 5. PERKEMBANGAN EKSPOR INDONESIA MENURUT KOMODITI DAN NEGARA TUJUAN

JENIS BARANG	BERAT BERSIH (KG)		PERUB	NILAI FOB (US \$)		PERUB
	JAN-JUL 2006	JAN-JUL 2007	%	JAN-JUL 2006	JAN-JUL 2007	%
(1)	(2)	(3)	(4)	(5)	(6)	(7)
MAURITIUS	3.347	30.738	818,37	8.219	51.714	529,20
VIRGIN ISLANDS (BRITISH)	8	375	4.587,50	38	2.932	7.615,79
AUSTRALIA	668.402	647.426	-3,14	635.352	595.886	-6,21
NEW ZEALAND	59.491	48.437	-18,58	165.629	89.606	-45,90
MICRONESIA, FEDERATED STATES OF	135	0	-100,00	306	0	-100,00
GUAM	5.625	1.983	-64,75	17.492	8.553	-51,10
PALAU	270	20	-92,59	327	24	-92,66
NEW CALEDONIA	23.372	41.189	76,23	49.168	65.277	32,76
NORTHERN MARIANA ISLANDS	639	154	-75,90	1.546	470	-69,60
SAINT VINCENT AND THE GRENADINES	3.235	2.693	-16,75	1.587	3.373	112,54
VANUATU	2.876	3.495	21,52	2.817	15.320	443,84
WALLIS AND FUTUNA ISLANDS	985	1.257	27,61	1.253	2.660	112,29
COOK ISLANDS	28.568	11.949	-58,17	10.712	14.000	30,69
FIJI	34.453	4.918	-85,73	67.280	19.293	-71,32
MARSHALL ISLANDS	16	0	-100,00	41	0	-100,00
SAMOA	0	699	--	0	2.003	--
TONGA	162	0	-100,00	1.656	0	-100,00
EAST TIMOR	287	0	-100,00	178	0	-100,00
UNITED STATES	2.946.493	4.867.413	65,19	11.720.983	7.731.669	-34,04
CANADA	206.065	122.043	-40,77	681.792	310.099	-54,52
MEXICO	18.317	60.534	230,48	62.716	256.464	308,93
NICARAGUA	401	0	-100,00	174	0	-100,00
PANAMA	1.551	13.144	747,45	4.533	22.694	400,64
SURINAME	641	0	-100,00	2.957	0	-100,00
CHILE	11.075	3.893	-64,85	39.450	5.912	-85,01
VENEZUELA	1.914	3.116	62,80	2.913	6.216	113,39
ARGENTINA	42.448	77.135	81,72	101.797	137.387	34,96
BRAZIL	46.076	55.104	19,59	285.551	108.407	-62,04
COLOMBIA	20.230	55.013	171,94	21.148	147.154	595,83
BOLIVIA	17	20	17,65	23	34	47,83
URUGUAY	1.001	12.230	1.121,78	3.535	37.550	962,23
ECUADOR	0	67	--	0	58	--
PERU	811	135	-83,35	3.233	1.164	-64,00
TRINIDAD AND TOBAGO	0	502	--	0	3.456	--
BAHAMAS	10.892	777	-92,87	34.730	653	-98,12
JAMAICA	5.954	30.303	408,95	12.066	48.740	303,94
PUERTO RICO	3.888	3.784	-2,67	9.258	11.617	25,48
BELIZE	4.955	289	-94,17	3.990	2.471	-38,07
DOMINICAN REPUBLIC	29.068	18.115	-37,68	89.010	31.262	-64,88
EL SALVADOR	16	0	-100,00	61	0	-100,00
COSTA RICA	11.643	11.450	-1,66	10.499	23.203	121,00
HAITI	1.048	0	-100,00	711	0	-100,00
BARBADOS	979	3.854	293,67	1.832	2.761	50,71
ANTIGUA AND BARBUDA	4.088	3.168	-22,50	3.300	6.668	102,06
ANGUILLA	0	1.562	--	0	6.474	--
ARUBA	0	380	--	0	735	--
BERMUDA	116	53	-54,31	813	363	-55,35
CAYMAN ISLANDS	66	5.968	8.942,42	1.105	1.672	51,31
FALKLAND ISLANDS (MALVINAS)	0	730	--	0	956	--
FRENCH GUIANA	4.669	3.511	-24,80	8.478	6.743	-20,46
FRENCH POLYNESIA	31.319	52.562	67,83	89.418	77.182	-13,68
GRENADA	0	11.035	--	0	1.934	--
MARTINIQUE	8.159	7.621	-6,59	19.527	25.186	28,98
NETHERLANDS ANTILLES	3.469	2.807	-19,08	10.157	4.731	-53,42
SAINT LUCIA	0	215	--	0	7.590	--
TURKS AND CAICOS ISLANDS	1.137	889	-21,81	336	4.600	1.269,05
GUADELOUPE	10.574	12.639	19,53	22.312	45.235	102,74
SAINT KITTS AND NEVIS	1.097	0	-100,00	1.830	0	-100,00
UNITED KINGDOM	384.764	295.121	-23,30	1.424.808	950.188	-33,31
NETHERLANDS	561.866	272.800	-51,45	782.242	828.888	5,96
FRANCE	431.158	536.268	24,38	1.084.619	1.138.904	5,00
GERMANY, FED. REP. OF	243.298	387.496	59,27	516.069	921.702	78,60
AUSTRIA	11.501	7.871	-31,56	38.760	29.328	-24,33
BELGIUM	147.912	142.622	-3,58	324.490	301.131	-7,20
SWITZERLAND	22.009	14.801	-32,75	64.913	31.067	-52,14
MONACO	47	0	-100,00	817	0	-100,00
DENMARK	40.749	67.657	66,03	112.203	171.863	53,17
NORWAY	2.642	10.246	287,81	6.073	27.689	355,94
SWEDEN	20.310	15.685	-22,77	69.777	44.158	-36,72
FINLAND	28.186	31.771	12,72	59.684	61.308	2,72
IRELAND	42.076	35.911	-14,65	76.929	35.403	-53,98
ITALY	626.698	486.321	-22,40	1.275.237	1.137.269	-10,82
SPAIN	427.733	381.466	-10,82	1.189.773	919.105	-22,75
PORTUGAL	16.991	23.496	38,28	57.575	61.850	7,43
ICELAND	3.558	0	-100,00	1.199	0	-100,00
GREECE	93.527	122.236	30,70	164.968	223.243	35,33
HUNGARY	18.119	20.434	12,78	20.726	46.524	124,47
POLAND	38.121	65.535	71,91	71.603	67.869	-5,21

TABEL 5. PERKEMBANGAN EKSPOR INDONESIA MENURUT KOMODITI DAN NEGARA TUJUAN

JENIS BARANG	BERAT BERSIH (KG)		PERUB	NILAI FOB (US \$)		PERUB
	JAN-JUL 2006	JAN-JUL 2007	%	JAN-JUL 2006	JAN-JUL 2007	%
(1)	(2)	(3)	(4)	(5)	(6)	(7)
ROMANIA	0	6.430	--	0	17.969	--
BULGARIA	15.564	22.333	43,49	25.805	39.895	54,60
YUGOSLAVIA	8.059	551	-93,16	17.600	955	-94,57
KAZAKHSTAN	0	260	--	0	366	--
UKRAINE	28.819	12.162	-57,80	39.753	68.117	71,35
LITHUANIA	120	232	93,33	217	1.018	369,12
ESTONIA	54	6.807	12.505,56	64	14.447	22.473,44
GEORGIA	24	0	-100,00	119	0	-100,00
CROATIA	26.589	10.689	-59,80	29.647	36.545	23,27
BOSNIA AND HERZEGOVINA	0	105	--	0	1.692	--
MALTA	15.921	11.183	-29,76	68.219	37.050	-45,69
SLOVAKIA	1.043	1.222	17,16	1.253	1.870	49,24
SLOVENIA	10.765	4.897	-54,51	10.636	6.339	-40,40
CZECH REPUBLIC	41.213	1.491	-96,38	30.049	4.755	-84,18
RUSSIA FEDERATION	27.572	20.223	-26,65	78.525	77.198	-1,69
-DARI ROTAN	74.185.005	76.301.124	2,85	201.198.929	197.803.009	-1,69
JAPAN	7.966.761	7.863.331	-1,30	23.099.644	22.249.287	-3,68
HONG KONG	87.948	76.019	-13,56	123.137	200.611	62,92
KOREA, REPUBLIC OF	771.393	606.724	-21,35	1.124.685	904.273	-19,60
TAIWAN	660.187	788.225	19,39	1.140.869	1.178.320	3,28
CHINA	1.112.734	481.427	-56,73	397.633	1.340.089	237,02
PAPUA NEW GUINEA	67	3.034	4.428,36	192	4.782	2.390,63
THAILAND	153.354	79.674	-48,05	663.160	361.370	-45,51
SINGAPORE	636.946	476.078	-25,26	2.909.965	823.687	-71,69
PHILIPPINES	26.806	63.646	137,43	64.872	81.482	25,60
MALAYSIA	1.341.419	1.200.607	-10,50	3.847.784	3.711.545	-3,54
MYANMAR (FORM. BURMA)	10.282	0	-100,00	35.248	0	-100,00
BRUNEI DARUSSALAM	9.009	1.882	-79,11	21.312	3.454	-83,79
VIET NAM	15.447	1.399	-90,94	96.848	7.469	-92,29
MALDIVES	90.323	56.076	-37,92	255.256	121.764	-52,30
INDIA	101.923	110.695	8,61	311.840	212.448	-31,87
PAKISTAN	14.616	22.702	55,32	28.039	32.577	16,18
BANGLADESH	275	0	-100,00	100	0	-100,00
SRI LANKA	3.834	18.926	393,64	6.375	123.719	1.840,69
IRAN (ISLAMIC REPUBLIC OF)	140.545	29.476	-79,03	434.141	99.276	-77,13
SAUDI ARABIA	177.969	128.023	-28,06	293.485	650.760	121,74
ISRAEL	0	3.927	--	0	8.744	--
KUWAIT	252.890	130.418	-48,43	286.469	268.270	-6,35
JORDAN	40.895	32.182	-21,31	67.038	51.540	-23,12
LEBANON	225.844	153.467	-32,05	717.414	407.194	-43,24
YEMEN	3.029	3.077	1,58	6.365	3.555	-44,15
OMAN	51.599	11.839	-77,06	155.590	29.748	-80,88
SYRIA ARAB REPUBLIC	0	944	--	0	1.506	--
TURKEY	763.340	576.994	-24,41	2.209.487	1.873.027	-15,23
UNITED ARAB EMIRATES	269.030	448.411	66,68	531.533	1.237.014	132,73
QATAR	58.816	16.895	-71,27	97.243	133.984	37,78
BAHRAIN	11.498	36.055	213,58	16.801	114.584	582,01
CYPRUS	266.151	214.127	-19,55	1.012.042	779.098	-23,02
EGYPT	239.354	151.639	-36,65	488.917	355.826	-27,22
LIBYAN ARAB JAMAHIRIYA	0	98	--	0	250	--
MOROCCO	125.174	99.754	-20,31	281.150	223.493	-20,51
TUNISIA	43.317	10.686	-75,33	147.650	41.139	-72,14
ALGERIA	9.368	2.848	-69,60	28.972	7.870	-72,84
SUDAN	31.253	7.933	-74,62	38.125	18.824	-50,63
NAMIBIA	8.616	9.950	15,48	27.450	16.524	-39,80
TANZANIA, UNITED REPUBLIC OF	7.138	9.609	34,62	5.908	9.852	66,76
MADAGASCAR	2.535	2.932	15,66	2.200	5.402	145,55
KENYA	29.652	6.809	-77,04	31.524	16.820	-46,64
REUNION	135.159	208.160	54,01	253.597	392.353	54,72
MOZAMBIQUE	22.625	13.324	-41,11	31.499	29.837	-5,28
EQUATORIAL GUINEA	2.124	0	-100,00	1.665	0	-100,00
GHANA	28	0	-100,00	143	0	-100,00
GUINEA	0	3.190	--	0	7.872	--
ANGOLA	0	5.194	--	0	8.422	--
CONGO	23.376	58.024	148,22	19.668	60.600	208,11
CAMEROON	4.422	0	-100,00	10.265	0	-100,00
NIGERIA	0	17.636	--	0	22.959	--
GABON	28.965	5.471	-81,11	61.315	19.916	-67,52
COTE D'IVOIRE	9.849	18.794	90,82	8.338	17.120	105,33
SENEGAL	4.644	2.455	-47,14	3.653	6.681	82,89
MAURITANIA	0	239	--	0	855	--
U.S. VIRGIN ISLANDS	0	10	--	0	284	--
SEYCHELLES	16.617	0	-100,00	30.756	0	-100,00
UGANDA	1.777	1.067	-39,95	8.765	2.166	-75,29
DJIBOUTI	4.963	0	-100,00	7.644	0	-100,00
SOUTH AFRICA	908.207	823.722	-9,30	1.928.542	2.046.528	6,12
MAURITIUS	17.841	94.815	431,44	19.503	300.416	1.440,36

TABEL 5. PERKEMBANGAN EKSPOR INDONESIA MENURUT KOMODITI DAN NEGARA TUJUAN

JENIS BARANG	BERAT BERSIH (KG)		PERUB	NILAI FOB (US \$)		PERUB
	JAN-JUL 2006	JAN-JUL 2007	%	JAN-JUL 2006	JAN-JUL 2007	%
(1)	(2)	(3)	(4)	(5)	(6)	(7)
AUSTRALIA	1.884.119	1.890.455	0,34	3.815.557	4.112.238	7,78
NEW ZEALAND	115.682	159.031	37,47	358.481	405.889	13,22
GUAM	15.802	30.616	93,75	79.512	61.264	-22,95
NEW CALEDONIA	82.846	31.448	-62,04	147.826	53.254	-63,98
NORTHERN MARIANA ISLANDS	7.707	5.112	-33,67	14.789	8.361	-43,46
SAINT VINCENT AND THE GRENADINES	4.543	2.997	-34,03	2.430	5.718	135,31
VANUATU	32.169	1.815	-94,36	34.502	1.315	-96,19
WALLIS AND FUTUNA ISLANDS	0	7.074	--	0	12.373	--
BRITISH INDIAN OCEAN TERRITORY	6.384	3.266	-48,84	13.102	3.058	-76,66
FIJI	58.454	7.518	-87,14	178.543	21.057	-88,21
SAMOA	1.232	5.566	351,79	2.860	8.100	183,22
SOLOMON ISLANDS	0	1.779	--	0	8.476	--
EAST TIMOR	6.055	0	-100,00	8.123	0	-100,00
UNITED STATES	9.747.331	8.627.276	-11,49	31.554.859	28.053.632	-11,10
CANADA	539.161	635.834	17,93	1.849.766	1.584.563	-14,34
MEXICO	546.362	395.600	-27,59	1.236.268	947.858	-23,33
GUATEMALA	11.340	5.885	-48,10	45.727	21.745	-52,45
HONDURAS	6.294	0	-100,00	29.650	0	-100,00
NICARAGUA	9.654	4.013	-58,43	26.062	12.355	-52,59
PANAMA	97.939	174.806	78,48	174.052	413.346	137,48
CUBA	16.864	11.551	-31,50	26.640	38.729	45,38
SURINAME	18.573	36.353	95,73	30.663	58.503	90,79
CHILE	75.277	66.186	-12,08	222.101	218.424	-1,66
VENEZUELA	22.981	11.446	-50,19	81.331	35.667	-56,15
ARGENTINA	71.916	98.112	36,43	193.034	217.685	12,77
BRAZIL	161.910	152.704	-5,69	373.259	359.196	-3,77
COLOMBIA	24.746	150.551	508,39	84.207	466.563	454,07
BOLIVIA	4.368	779	-82,17	19.012	1.750	-90,80
URUGUAY	1.549	30.567	1.873,34	13.576	108.482	699,07
PARAGUAY	3.495	1.270	-63,66	5.910	6.241	5,60
ECUADOR	12.616	31.662	150,97	39.050	135.080	245,92
PERU	46.555	58.109	24,82	123.494	161.895	31,10
GUYANA	4.155	0	-100,00	10.508	0	-100,00
TRINIDAD AND TOBAGO	11.753	4.429	-62,32	32.138	14.315	-55,46
BAHAMAS	12.629	10.591	-16,14	22.718	14.298	-37,06
JAMAICA	30.848	0	-100,00	90.071	0	-100,00
PUERTO RICO	82.725	43.265	-47,70	205.210	92.734	-54,81
BELIZE	7.494	4.478	-40,25	24.975	12.070	-51,67
DOMINICAN REPUBLIC	137.554	190.767	38,69	434.565	434.495	-0,02
EL SALVADOR	14.519	6.099	-57,99	38.474	20.680	-46,25
COSTA RICA	48.235	90.242	87,09	94.528	175.542	85,70
HAITI	0	10.000	--	0	7.885	--
BARBADOS	43.428	9.496	-78,13	64.305	30.908	-51,94
ANTIGUA AND BARBUDA	0	31.395	--	0	69.257	--
ANGUILLA	0	476	--	0	1.413	--
ARUBA	12.463	17.035	36,68	26.572	14.249	-46,38
CAPE VERDE	0	4.806	--	0	10.046	--
DOMINICA	6.138	9.149	49,06	5.100	31.092	509,65
FALKLAND ISLANDS (MALVINAS)	0	4.400	--	0	5.742	--
FRENCH GUIANA	36.311	33.289	-8,32	78.860	65.276	-17,23
FRENCH POLYNESIA	57.870	121.845	110,55	101.434	254.926	151,32
GRENADA	3.099	7.468	140,98	9.286	22.450	141,76
MARTINIQUE	98.578	116.755	18,44	204.475	307.561	50,41
NETHERLANDS ANTILLES	42.730	148.853	248,36	67.716	301.235	344,85
SAINT LUCIA	4.449	1.950	-56,17	10.882	5.845	-46,29
TURKS AND CAICOS ISLANDS	0	189	--	0	622	--
GUADELOUPE	204.731	129.846	-36,58	409.317	383.625	-6,28
UNITED KINGDOM	4.818.890	10.650.167	121,01	15.688.371	15.550.010	-0,88
NETHERLANDS	4.609.638	3.721.571	-19,27	13.547.763	13.077.504	-3,47
FRANCE	3.110.480	3.102.566	-0,25	6.979.260	7.398.272	6,00
GERMANY, FED. REP. OF	9.078.376	9.532.538	5,00	24.267.340	25.215.104	3,91
AUSTRIA	311.597	179.724	-42,32	624.336	383.648	-38,55
BELGIUM	3.083.705	3.046.776	-1,20	9.723.532	9.615.019	-1,12
SWITZERLAND	255.940	91.970	-64,07	476.642	303.038	-36,42
DENMARK	628.041	399.586	-36,38	1.907.236	1.337.950	-29,85
NORWAY	249.645	165.880	-33,55	684.421	605.955	-11,46
SWEDEN	710.175	564.950	-20,45	2.100.898	1.437.456	-31,58
FINLAND	718.792	711.736	-0,98	1.664.275	1.915.794	15,11
IRELAND	132.423	356.431	169,16	268.103	860.095	220,81
ITALY	5.399.182	4.714.247	-12,69	12.606.590	11.562.073	-8,29
SPAIN	4.302.603	4.406.584	2,42	10.843.031	12.241.093	12,89
PORTUGAL	420.422	457.359	8,79	847.159	1.110.302	31,06
ICELAND	9.629	3.249	-66,26	21.199	3.298	-84,44
GREECE	1.952.437	1.411.900	-27,69	4.574.146	3.687.692	-19,38
HUNGARY	216.961	246.308	13,53	571.696	719.760	25,90
POLAND	669.153	1.038.748	55,23	1.916.364	2.638.400	37,68
ROMANIA	254.787	283.773	11,38	612.865	697.879	13,87
BULGARIA	45.210	124.424	175,21	113.372	366.737	223,48

TABEL 5. PERKEMBANGAN EKSPOR INDONESIA MENURUT KOMODITI DAN NEGARA TUJUAN

JENIS BARANG	BERAT BERSIH (KG)		PERUB	NILAI FOB (US \$)		PERUB
	JAN-JUL 2006	JAN-JUL 2007	%	JAN-JUL 2006	JAN-JUL 2007	%
(1)	(2)	(3)	(4)	(5)	(6)	(7)
YUGOSLAVIA	40.942	23.459	-42,70	56.783	44.785	-21,13
ARMENIA	3.600	3.300	-8,33	12.849	5.318	-58,61
AZERBAIJAN	3.300	0	-100,00	10.876	0	-100,00
BELARUS	9.224	7.937	-13,95	20.997	24.101	14,78
KAZAKHSTAN	30.389	31.718	4,37	88.051	63.876	-27,46
KYRGYZSTAN	3.879	2.196	-43,39	2.946	4.974	68,84
MOLDOVA, REPUBLIC OF	4.139	0	-100,00	7.396	0	-100,00
UKRAINE	213.157	463.431	117,41	587.821	1.185.077	101,61
UZBEKISTAN	0	8.247	--	0	29.318	--
LITHUANIA	17.074	23.198	35,87	57.302	65.180	13,75
LATVIA	58.047	170.054	192,96	175.661	430.909	145,31
ESTONIA	50.732	75.588	48,99	101.801	161.971	59,11
GEORGIA	3.896	6.683	71,53	12.986	17.905	37,88
CROATIA	131.222	199.160	51,77	274.317	480.588	75,19
BOSNIA AND HERZEGOVINA	3.340	0	-100,00	12.228	0	-100,00
MALTA	7.362	14.869	101,97	21.543	95.057	341,24
SLOVAKIA	55.548	36.845	-33,67	320.201	275.825	-13,86
SLOVENIA	244.408	265.742	8,73	498.751	613.197	22,95
CZECH REPUBLIC	246.689	101.221	-58,97	552.450	219.981	-60,18
REP. OF MACEDONIA	0	3.900	--	0	12.805	--
RUSSIA FEDERATION	644.404	826.246	28,22	2.238.035	2.898.794	29,52
-DARI BAHAN LAINNYA	433.313.227	458.456.292	5,80	878.353.262	980.765.819	11,66
JAPAN	48.452.631	51.698.257	6,70	80.714.670	85.415.369	5,82
HONG KONG	1.043.231	802.931	-23,03	1.282.764	1.684.555	31,32
KOREA, DEMOCRATIC PEOPLE'S REPL	7.284	0	-100,00	10.432	0	-100,00
KOREA, REPUBLIC OF	7.897.492	8.929.235	13,06	13.416.537	17.667.023	31,68
TAIWAN	4.433.198	5.475.091	23,50	7.468.535	10.094.974	35,17
CHINA	8.136.616	2.686.426	-66,98	5.599.092	3.204.640	-42,77
MACAU	104	47.467	45.541,35	510	462.637	90.613,14
PAPUA NEW GUINEA	20.759	10.143	-51,14	36.254	10.979	-69,72
THAILAND	596.019	309.219	-48,12	849.981	594.607	-30,04
SINGAPORE	8.975.556	7.412.655	-17,41	9.927.046	9.505.768	-4,24
PHILIPPINES	1.245.393	1.243.375	-0,16	681.358	1.191.893	74,93
MALAYSIA	11.367.267	13.332.656	17,29	11.733.828	15.241.729	29,90
MYANMAR (FORM. BURMA)	8.628	384	-95,55	9.920	9.801	-1,20
CAMBODIA	6.506	12.010	84,60	4.365	86.364	1.878,56
BRUNEI DARUSSALAM	101.786	190.416	87,07	94.593	139.347	47,31
VIET NAM	658.159	155.846	-76,32	735.684	318.930	-56,65
MALDIVES	1.342.068	804.444	-40,06	2.056.029	1.520.166	-26,06
INDIA	1.531.854	1.526.779	-0,33	1.553.033	2.140.336	37,82
PAKISTAN	72.914	10.117	-86,12	83.006	13.313	-83,96
BANGLADESH	96.730	24.856	-74,30	69.348	32.436	-53,23
SRI LANKA	487.148	287.242	-41,04	664.342	280.294	-57,81
AFGHANISTAN	391.483	77.316	-80,25	274.658	62.530	-77,23
IRAQ	171.862	0	-100,00	127.093	0	-100,00
IRAN (ISLAMIC REPUBLIC OF)	366.636	166.692	-54,53	490.616	443.299	-9,64
SAUDI ARABIA	2.232.436	1.643.969	-26,36	1.835.704	1.778.262	-3,13
ISRAEL	0	33.417	--	0	45.688	--
KUWAIT	2.056.270	991.709	-51,77	1.912.034	1.411.245	-26,19
JORDAN	416.928	389.983	-6,46	557.324	597.400	7,19
LEBANON	500.095	652.080	30,39	703.316	1.002.098	42,48
YEMEN	376.918	435.482	15,54	373.755	495.434	32,56
OMAN	543.558	332.048	-38,91	385.377	290.445	-24,63
SYRIA ARAB REPUBLIC	3.011	17.579	483,83	10.495	51.490	390,61
TURKEY	2.094.161	2.123.574	1,40	4.838.268	5.149.559	6,43
UNITED ARAB EMIRATES	18.317.751	27.719.969	51,33	13.756.470	19.365.429	40,77
QATAR	209.151	208.128	-0,49	536.357	324.869	-39,43
BAHRAIN	569.090	462.444	-18,74	751.190	741.026	-1,35
CYPRUS	482.981	409.085	-15,30	1.078.561	1.123.513	4,17
EGYPT	618.816	726.566	17,41	671.705	883.854	31,58
LIBYAN ARAB JAMAHIRIYA	519.575	219.181	-57,82	429.655	174.542	-59,38
MOROCCO	994.152	759.822	-23,57	857.001	853.774	-0,38
TUNISIA	52.801	48.703	-7,76	229.647	237.019	3,21
ALGERIA	193.573	116.264	-39,94	142.378	134.692	-5,40
SUDAN	1.175.592	371.943	-68,36	972.564	363.041	-62,67
NAMIBIA	45.685	45.455	-0,50	48.524	54.029	11,34
ETHIOPIA	21.357	298.914	1.299,61	22.273	288.076	1.193,39
TANZANIA, UNITED REPUBLIC OF	439.981	548.313	24,62	438.787	559.754	27,57
MADAGASCAR	24.319	139.218	472,47	30.437	183.706	503,56
KENYA	421.279	266.280	-36,79	276.440	227.945	-17,54
REUNION	1.186.246	1.307.033	10,18	1.878.479	2.195.234	16,86
MOZAMBIQUE	23.956	105.736	341,38	45.830	164.020	257,89
BOTSWANA	47.204	0	-100,00	51.531	0	-100,00
EQUATORIAL GUINEA	12.395	43.489	250,86	12.302	29.273	137,95
TOGO	18.962	12.310	-35,08	21.320	9.331	-56,23
GHANA	43.073	159.282	269,80	49.741	212.043	326,29
GUINEA	3.985	0	-100,00	26.190	0	-100,00

TABEL 5. PERKEMBANGAN EKSPOR INDONESIA MENURUT KOMODITI DAN NEGARA TUJUAN

JENIS BARANG	BERAT BERSIH (KG)		PERUB	NILAI FOB (US \$)		PERUB
	JAN-JUL 2006	JAN-JUL 2007	%	JAN-JUL 2006	JAN-JUL 2007	%
(1)	(2)	(3)	(4)	(5)	(6)	(7)
ANGOLA	177.783	321.050	80,59	120.247	311.952	159,43
CONGO	75.251	55.890	-25,73	96.081	57.696	-39,95
CAMEROON	41.606	12.650	-69,60	58.141	5.695	-90,20
NIGERIA	165.941	64.504	-61,13	189.582	89.790	-52,64
SIERRA LEONE	18.214	0	-100,00	18.676	0	-100,00
GABON	80.654	89.479	10,94	103.311	134.614	30,30
COTE D'IVOIRE	887	119.433	13.364,83	818	129.099	15.682,27
SENEGAL	1.288	17.172	1.233,23	3.464	29.226	743,71
MAURITANIA	12.998	69.848	437,37	12.795	139.875	993,20
MALI	45.244	16.067	-64,49	13.228	22.649	71,22
BENIN	204.150	377.046	84,69	258.840	418.982	61,87
BURKINA FASO	0	5.836	--	0	11.990	--
GAMBIA	0	5.836	--	0	11.990	--
U.S. VIRGIN ISLANDS	76.262	70.598	-7,43	276.489	121.438	-56,08
SEYCHELLES	101.814	80.638	-20,80	182.688	106.558	-41,67
UGANDA	33.162	30.230	-8,84	24.231	49.405	103,89
NIGER	11.587	0	-100,00	16.786	0	-100,00
DJIBOUTI	519.003	528.529	1,84	352.017	341.192	-3,08
SOUTH AFRICA	2.702.998	3.507.644	29,77	3.776.809	6.165.704	63,25
ZAMBIA	106.592	23.076	-78,35	67.735	25.304	-62,64
MAURITIUS	243.971	334.811	37,23	331.135	608.922	83,89
RWANDA	90.317	73.338	-18,80	93.769	73.260	-21,87
VIRGIN ISLANDS (BRITISH)	9.394	16.385	74,42	33.525	55.843	66,57
AUSTRALIA	17.191.493	17.290.253	0,57	26.618.676	26.883.292	0,99
NEW ZEALAND	1.744.447	1.339.001	-23,24	2.755.692	2.708.595	-1,71
MICRONESIA, FEDERATED STATES OF	2.199	0	-100,00	4.950	0	-100,00
GUAM	97.513	67.872	-30,40	281.582	84.925	-69,84
PALAU	821	75	-90,86	917	84	-90,84
NEW CALEDONIA	573.506	580.566	1,23	974.716	948.910	-2,65
NORTHERN MARIANA ISLANDS	443	9.341	2.008,58	792	32.618	4.018,43
SAINT VINCENT AND THE GRENADINES	14.563	35.697	145,12	30.719	105.848	244,57
VANUATU	36.368	36.640	0,75	27.285	74.918	174,58
WALLIS AND FUTUNA ISLANDS	12.033	12.542	4,23	11.401	17.236	51,18
AMERICAN SAMOA	5.295	8.696	64,23	4.725	70.435	1.390,69
COOK ISLANDS	35.760	34.568	-3,33	71.681	89.476	24,83
FIJI	235.510	76.891	-67,35	478.099	128.646	-73,09
MARSHALL ISLANDS	2.059	0	-100,00	2.440	0	-100,00
SAMOA	0	10.791	--	0	10.837	--
SOLOMON ISLANDS	0	50	--	0	665	--
TONGA	17	631	3.611,76	185	779	321,08
EAST TIMOR	66.054	27.701	-58,06	128.360	83.712	-34,78
UNITED STATES	109.083.892	112.524.378	3,15	303.985.167	322.832.168	6,20
CANADA	6.675.151	6.426.294	-3,73	15.506.949	15.372.660	-0,87
MEXICO	843.231	922.233	9,37	1.727.314	2.062.272	19,39
GUATEMALA	67.840	83.997	23,82	112.144	151.637	35,22
HONDURAS	15.203	22.318	46,80	4.858	20.575	323,53
NICARAGUA	7.921	6.310	-20,34	6.967	4.732	-32,08
PANAMA	318.232	587.665	84,67	626.467	1.214.801	93,91
CUBA	7.202	0	-100,00	3.196	0	-100,00
SURINAME	37.550	116.182	209,41	49.099	142.481	190,19
CHILE	205.384	189.987	-7,50	301.789	296.100	-1,89
VENEZUELA	121.424	135.148	11,30	217.914	303.724	39,38
ARGENTINA	234.664	418.415	78,30	527.135	994.024	88,57
BRAZIL	165.282	229.731	38,99	254.187	519.345	104,32
COLOMBIA	121.018	118.784	-1,85	223.459	190.469	-14,76
BOLIVIA	15.217	26.932	76,99	30.521	65.092	113,27
URUGUAY	21.496	22.619	5,22	45.482	96.188	111,49
PARAGUAY	2.268	2.169	-4,37	1.691	2.044	20,88
ECUADOR	13.431	82.451	513,89	22.680	167.782	639,78
PERU	15.763	25.039	58,85	17.373	28.518	64,15
GUYANA	11.618	3.039	-73,84	11.501	10.387	-9,69
TRINIDAD AND TOBAGO	117.727	21.115	-82,06	108.945	59.866	-45,05
BAHAMAS	84.017	71.618	-14,76	155.055	211.461	36,38
JAMAICA	111.593	163.229	46,27	155.919	253.316	62,47
PUERTO RICO	534.557	566.333	5,94	1.236.787	1.172.958	-5,16
BELIZE	12.448	540	-95,66	13.639	1.603	-88,25
DOMINICAN REPUBLIC	496.278	439.494	-11,44	846.640	769.020	-9,17
EL SALVADOR	22.470	9.111	-59,45	46.428	17.643	-62,00
COSTA RICA	122.229	150.912	23,47	166.874	255.711	53,24
HAITI	4.721	0	-100,00	3.201	0	-100,00
BARBADOS	62.724	49.203	-21,56	127.584	70.119	-45,04
ANTIGUA AND BARBUDA	56.511	32.098	-43,20	97.287	70.017	-28,03
ANGUILLA	6.943	20.545	195,91	21.219	54.130	155,10
ARUBA	125.637	140.422	11,77	217.826	327.747	50,46
BERMUDA	20.534	16.125	-21,47	79.074	60.167	-23,91
CAYMAN ISLANDS	28.385	54.120	90,66	40.912	125.036	205,62
DOMINICA	0	12.625	--	0	24.415	--
FALKLAND ISLANDS (MALVINAS)	8.048	1.859	-76,90	26.330	2.427	-90,78

TABEL 5. PERKEMBANGAN EKSPOR INDONESIA MENURUT KOMODITI DAN NEGARA TUJUAN

JENIS BARANG	BERAT BERSIH (KG)		PERUB	NILAI FOB (US \$)		PERUB
	JAN-JUL 2006	JAN-JUL 2007	%	JAN-JUL 2006	JAN-JUL 2007	%
(1)	(2)	(3)	(4)	(5)	(6)	(7)
FRENCH GUIANA	76.870	78.264	1,81	152.455	191.307	25,48
FRENCH POLYNESIA	609.028	678.059	11,33	814.691	1.381.944	69,63
GRENADA	0	12.709	--	0	13.148	--
MARTINIQUE	264.878	205.717	-22,34	350.128	463.925	32,50
NETHERLANDS ANTILLES	199.366	246.048	23,42	431.783	508.397	17,74
NORFOLK ISLANDS	18.780	33	-99,82	32.368	186	-99,43
SAINT LUCIA	38.000	22.325	-41,25	127.350	35.228	-72,34
SAN MARINO	3.744	0	-100,00	16.576	0	-100,00
TURKS AND CAICOS ISLANDS	25.196	9.545	-62,12	52.170	42.580	-18,38
GUADELOUPE	411.472	184.820	-55,08	549.686	451.223	-17,91
SAINT KITTS AND NEVIS	2.375	0	-100,00	3.370	0	-100,00
UNITED KINGDOM	28.873.530	30.668.691	6,22	49.444.551	57.765.750	16,83
NETHERLANDS	25.428.145	27.714.617	8,99	56.931.841	69.774.911	22,56
FRANCE	21.153.326	23.738.298	12,22	47.517.220	54.695.104	15,11
GERMANY, FED. REP. OF	15.219.023	17.171.509	12,83	36.855.795	40.199.006	9,07
AUSTRIA	366.979	410.010	11,73	1.063.301	1.250.356	17,59
BELGIUM	14.251.569	16.421.537	15,23	39.189.961	47.559.918	21,36
SWITZERLAND	543.308	520.669	-4,17	1.657.033	1.174.277	-29,13
LUXEMBOURG	14.780	6.428	-56,51	88.544	19.162	-78,36
DENMARK	4.737.349	4.402.508	-7,07	14.407.010	15.711.439	9,05
NORWAY	943.520	2.479.100	162,75	2.562.302	5.764.778	124,98
SWEDEN	3.587.856	3.787.162	5,56	8.231.579	10.119.299	22,93
FINLAND	1.120.056	1.185.555	5,85	2.371.954	3.653.443	54,03
IRELAND	2.871.503	3.412.349	18,83	6.140.024	7.396.270	20,46
ITALY	13.111.606	12.906.666	-1,56	27.449.428	29.485.388	7,42
SPAIN	17.405.187	18.098.779	3,98	34.682.112	36.874.274	6,32
PORTUGAL	1.059.646	1.763.617	66,43	1.634.154	2.802.381	71,49
ICELAND	43.044	128.491	198,51	88.563	227.911	157,34
GREECE	2.144.982	3.102.777	44,65	4.546.174	7.046.222	54,99
VATICAN CITY STATE (HOLY SEE)	0	775	--	0	150	--
DEMOCRATIC REPUBLIC OF THE CONG	29.928	178.119	495,16	40.227	198.267	392,87
HUNGARY	364.220	244.115	-32,98	440.657	465.660	5,67
POLAND	629.728	736.112	16,89	1.102.984	1.429.966	29,65
ROMANIA	58.738	135.584	130,83	74.555	231.137	210,02
BULGARIA	73.171	202.621	176,91	95.594	344.904	260,80
YUGOSLAVIA	41.688	35.696	-14,37	120.779	60.483	-49,92
ALBANIA	1.128	6.237	452,93	230	3.550	1.443,48
ARMENIA	20.162	19.981	-0,90	20.651	22.837	10,59
AZERBAIJAN	0	164	--	0	1.645	--
BELARUS	399	936	134,59	386	3.300	754,92
KAZAKHSTAN	0	3.730	--	0	11.660	--
UKRAINE	279.580	448.924	60,57	540.890	1.006.071	86,00
UZBEKISTAN	0	1.192	--	0	6.830	--
LITHUANIA	42.114	42.527	0,98	82.411	114.410	38,83
LATVIA	102.945	193.892	88,35	276.108	497.719	80,26
ESTONIA	157.791	158.137	0,22	265.291	367.216	38,42
GEORGIA	14.467	20.624	42,56	22.838	63.004	175,87
CROATIA	478.118	428.117	-10,46	851.268	886.918	4,19
BOSNIA AND HERZEGOVINA	0	3.527	--	0	8.913	--
MALTA	102.042	163.910	60,63	214.212	438.163	104,55
SLOVAKIA	64.389	131.288	103,90	47.472	120.344	153,51
SLOVENIA	257.677	356.002	38,16	479.653	531.447	10,80
CZECH REPUBLIC	266.861	329.856	23,61	529.658	1.177.509	122,31
REP. OF MACEDONIA	0	1.599	--	0	4.010	--
RUSSIA FEDERATION	210.532	420.396	99,68	485.726	991.303	104,09
-AN ORGANIK	942.365.893	1.044.719.385	10,86	285.619.614	288.030.519	0,84
JAPAN	165.386.481	108.336.758	-34,49	52.871.935	32.383.206	-38,75
HONG KONG	640.028	494.661	-22,71	93.523	98.855	5,70
KOREA, DEMOCRATIC PEOPLE'S REPL	15.024.261	0	-100,00	4.845.624	0	-100,00
KOREA, REPUBLIC OF	134.796.941	205.858.846	52,72	36.367.945	56.208.794	54,56
TAIWAN	272.997.575	222.515.028	-18,49	80.237.673	61.540.385	-23,30
CHINA	34.750.577	58.924.725	69,56	15.832.739	19.225.455	21,43
PAPUA NEW GUINEA	129.733	48.140	-62,89	24.700	11.855	-52,00
THAILAND	56.083.320	59.307.719	5,75	19.007.346	15.789.391	-16,93
SINGAPORE	27.389.536	23.375.580	-14,66	9.074.106	8.174.495	-9,91
PHILIPPINES	31.384.696	62.383.790	98,77	7.649.106	16.260.691	112,58
MALAYSIA	47.525.346	52.660.965	10,81	16.599.086	14.809.075	-10,78
MYANMAR (FORM. BURMA)	1.244.306	360.000	-71,07	307.744	152.979	-50,29
CAMBODIA	1.910	0	-100,00	16.020	0	-100,00
BRUNEI DARUSSALAM	4.546.000	3.850.050	-15,31	561.080	740.773	32,03
NEPAL	0	20.000	--	0	8.730	--
VIET NAM	33.906.888	28.244.925	-16,70	12.168.633	9.237.925	-24,08
MALDIVES	7.583	18.977	150,26	1.125	6.908	514,04
INDIA	34.854.920	124.016.875	255,81	7.764.535	32.335.785	316,45
PAKISTAN	1.009.114	1.995.508	97,75	292.629	546.099	86,62
BANGLADESH	11.214.241	7.717.833	-31,18	1.529.280	1.345.547	-12,01
SRI LANKA	2.891.264	3.668.432	26,88	972.210	1.084.587	11,56

TABEL 5. PERKEMBANGAN EKSPOR INDONESIA MENURUT KOMODITI DAN NEGARA TUJUAN

JENIS BARANG	BERAT BERSIH (KG)		PERUB %	NILAI FOB (US \$)		PERUB %
	JAN-JUL 2006	JAN-JUL 2007		JAN-JUL 2006	JAN-JUL 2007	
(1)	(2)	(3)	(4)	(5)	(6)	(7)
IRAN (ISLAMIC REPUBLIC OF)	0	200.000	--	0	182.000	--
SAUDI ARABIA	674.534	708.114	4,98	468.172	480.341	2,60
OMAN	0	6	--	0	1.400	--
TURKEY	81.030	169.107	108,70	66.782	56.451	-15,47
UNITED ARAB EMIRATES	13.610	78.948	480,07	24.296	85.300	251,09
BAHRAIN	0	15.980	--	0	25.700	--
EGYPT	0	1.132.100	--	0	100.470	--
SUDAN	107.250	193.050	80,00	18.662	34.492	84,82
TANZANIA, UNITED REPUBLIC OF	1.201.202	2.501.116	108,22	107.975	238.155	120,56
MADAGASCAR	272.500	572.000	109,91	39.939	71.976	80,21
KENYA	206.000	2.749.000	1.234,47	32.120	265.490	726,56
GUINEA	44.000	72.000	63,64	6.424	31.680	393,15
NIGERIA	27.417	118.654	332,78	58.708	129.075	119,86
BENIN	0	448	--	0	300	--
SOUTH AFRICA	1.874.458	480.259	-74,38	572.932	293.552	-48,76
MAURITIUS	2.373.600	2.837.287	19,54	241.965	308.851	27,64
AUSTRALIA	49.496.354	46.586.218	-5,88	13.831.102	10.878.161	-21,35
NEW ZEALAND	670.914	595.021	-11,31	475.564	484.194	1,81
FIJI	246	0	-100,00	2.670	0	-100,00
EAST TIMOR	224	20	-91,07	18	8	-55,56
UNITED STATES	5.454.861	17.771.660	225,79	1.639.380	2.120.797	29,37
CANADA	22.000	105.000	377,27	11.000	74.750	579,55
MEXICO	0	40.000	--	0	13.000	--
GUATEMALA	20.000	0	-100,00	9.000	0	-100,00
BRAZIL	1	1	0,00	2	2	0,00
HAITI	0	1.396	--	0	5.573	--
UNITED KINGDOM	350.081	474.019	35,40	140.449	159.814	13,79
NETHERLANDS	46.153	142.005	207,68	37.723	74.367	97,14
FRANCE	400.315	491.102	22,68	139.143	198.765	42,85
GERMANY, FED. REP. OF	344.134	832.174	141,82	116.705	578.757	395,91
AUSTRIA	2.969	1.000	-66,32	5.392	500	-90,73
BELGIUM	719.024	461.180	-35,86	309.624	154.540	-50,09
DENMARK	80.003	40.000	-50,00	28.619	14.000	-51,08
SWEDEN	34.225	104.779	206,15	100.739	73.881	-26,66
FINLAND	139.661	260.302	86,38	55.199	101.635	84,12
ITALY	1.044.407	846.856	-18,92	337.751	530.335	57,02
SPAIN	314.000	206.497	-34,24	108.004	72.563	-32,81
PORTUGAL	66.000	22.000	-66,67	21.516	7.348	-65,85
GREECE	0	9.140	--	0	182.001	--
DEMOCRATIC REPUBLIC OF THE CONG	0	40.000	--	0	16.990	--
POLAND	0	22.000	--	0	7.348	--
ROMANIA	500.000	0	-100,00	395.000	0	-100,00
LITHUANIA	0	40.000	--	0	13.740	--
CZECH REPUBLIC	0	134	--	0	682	--
-ORGANIK	1.262.764.685	2.120.687.084	67,94	901.570.949	1.538.512.552	70,65
JAPAN	162.626.008	249.507.676	53,42	75.655.540	111.806.840	47,78
HONG KONG	5.121.436	13.065.988	155,12	13.560.076	20.103.306	48,25
KOREA, REPUBLIC OF	99.994.832	105.577.399	5,58	45.997.430	83.635.750	81,83
TAIWAN	43.604.141	141.079.000	223,54	29.514.442	121.310.379	311,02
CHINA	331.556.514	661.730.858	99,58	266.000.111	338.696.403	27,33
MACAU	0	9	--	0	360	--
PAPUA NEW GUINEA	0	41.069	--	0	51.328	--
THAILAND	78.027.613	201.277.301	157,96	47.047.225	194.810.761	314,07
SINGAPORE	32.619.618	136.173.378	317,46	32.525.631	131.558.161	304,48
PHILIPPINES	20.348.880	21.591.271	6,11	10.602.050	14.545.484	37,20
MALAYSIA	194.040.159	223.890.223	15,38	89.396.851	138.938.859	55,42
MYANMAR (FORM. BURMA)	761.562	1.012.410	32,94	439.078	777.942	77,18
CAMBODIA	1.075.845	1.649.256	53,30	1.282.370	2.054.448	60,21
BRUNEI DARUSSALAM	18.947	19.896	5,01	23.449	25.636	9,33
LAO PEOPLE'S DEMOCRATIC REPUBLI	0	690	--	0	495	--
NEPAL	215.310	45.000	-79,10	224.794	41.900	-81,36
VIET NAM	26.105.108	48.105.308	84,28	19.793.568	43.058.730	117,54
MALDIVES	2.841	2.898	2,01	4.761	4.654	-2,25
INDIA	57.896.082	58.874.961	1,69	41.197.074	54.455.761	32,18
PAKISTAN	4.936.274	9.679.783	96,09	5.997.699	11.055.122	84,32
BANGLADESH	3.137.951	2.232.926	-28,84	2.249.366	2.049.962	-8,86
SRI LANKA	286.059	1.359.846	375,37	507.309	1.547.718	205,08
AFGHANISTAN	50.746	0	-100,00	191.877	0	-100,00
IRAN (ISLAMIC REPUBLIC OF)	1.333.249	2.608.550	95,65	1.409.549	2.631.682	86,70
SAUDI ARABIA	1.411.977	7.152.273	406,54	1.956.970	8.795.585	349,45
KUWAIT	38.797	63.591	63,91	103.158	173.795	68,47
JORDAN	851.129	703.088	-17,39	653.021	487.816	-25,30
LEBANON	35.000	70.000	100,00	46.984	96.547	105,49
YEMEN	89.949	0	-100,00	122.583	0	-100,00
OMAN	1.852	11.513	521,65	21.700	49.168	126,58
SYRIA ARAB REPUBLIC	146.000	490.546	235,99	192.885	452.185	134,43
TURKEY	1.890.829	30.816.885	1.529,81	2.078.192	28.332.430	1.263,32

TABEL 5. PERKEMBANGAN EKSPOR INDONESIA MENURUT KOMODITI DAN NEGARA TUJUAN

JENIS BARANG	BERAT BERSIH (KG)		PERUB	NILAI FOB (US \$)		PERUB
	JAN-JUL 2006	JAN-JUL 2007	%	JAN-JUL 2006	JAN-JUL 2007	%
(1)	(2)	(3)	(4)	(5)	(6)	(7)
UNITED ARAB EMIRATES	1.337.434	641.188	-52,06	1.358.628	944.390	-30,49
QATAR	1.330	5.241.008	393.960,75	5.507	5.671.551	102.888,03
CYPRUS	0	17.500	--	0	25.117	--
EGYPT	1.646.287	1.125.295	-31,65	1.652.766	1.057.655	-36,01
LIBYAN ARAB JAMAHIRIYA	0	78	--	0	64	--
MOROCCO	366.400	341.599	-6,77	308.262	411.830	33,60
TUNISIA	20.000	0	-100,00	12.900	0	-100,00
ALGERIA	96.600	37.500	-61,18	138.835	92.881	-33,10
SUDAN	1.951	106.212	5.343,98	19.912	68.416	243,59
ETHIOPIA	3.230	0	-100,00	52.173	0	-100,00
TANZANIA, UNITED REPUBLIC OF	83.200	498.275	498,89	41.039	267.816	552,59
MADAGASCAR	104.792	58.149	-44,51	129.497	75.252	-41,89
KENYA	105.434	346.516	228,66	117.116	244.973	109,17
MOZAMBIQUE	180.000	20.000	-88,89	111.000	13.800	-87,57
GHANA	338.030	392.575	16,14	297.199	260.447	-12,37
GUINEA	0	1	--	0	10	--
CAMEROON	21.600	21.600	0,00	7.236	10.212	41,13
NIGERIA	6.851.241	9.514.846	38,88	4.086.497	5.477.655	34,04
SIERRA LEONE	229.156	106.142	-53,68	248.137	130.556	-47,39
COTE D'IVOIRE	324.000	126.400	-60,99	121.317	61.504	-49,30
SENEGAL	170	2.941	1.630,00	3.465	22.620	552,81
BENIN	0	29.214	--	0	65.257	--
DJIBOUTI	20.000	88.000	340,00	13.200	52.800	300,00
SAINT HELENA	63.000	0	-100,00	52.486	0	-100,00
SWAZILAND	0	1.725	--	0	124.572	--
SOUTH AFRICA	1.985.099	2.065.697	4,06	1.938.432	1.975.951	1,94
ZAMBIA	0	320.000	--	0	187.900	--
MALAWI	240.000	222.000	-7,50	149.000	133.650	-10,30
MAURITIUS	121.150	173.622	43,31	136.643	190.736	39,59
AUSTRALIA	15.866.200	14.052.429	-11,43	15.607.844	15.027.101	-3,72
NEW ZEALAND	1.939.640	1.972.084	1,67	1.849.017	1.986.026	7,41
NEW CALEDONIA	0	1.149	--	0	1.370	--
AMERICAN SAMOA	0	1.060	--	0	1.513	--
FIJI	20.387	244	-98,80	23.017	2.436	-89,42
SOLOMON ISLANDS	848	3.309	290,21	6.041	4.325	-28,41
TOKELAU	100.000	0	-100,00	102.100	0	-100,00
EAST TIMOR	159.268	70.559	-55,70	183.561	139.217	-24,16
UNITED STATES	33.156.912	31.518.949	-4,94	32.984.420	33.458.042	1,44
CANADA	2.079.305	1.803.254	-13,28	1.738.977	2.058.183	18,36
MEXICO	931.716	927.911	-0,41	1.107.040	1.747.020	57,81
GUATEMALA	79.920	154.799	93,69	27.710	169.558	511,90
CHILE	430.326	1.552.450	260,76	379.139	1.514.093	299,35
VENEZUELA	302.999	546.599	80,40	375.273	725.153	93,23
ARGENTINA	1.494.752	1.338.658	-10,44	1.370.105	1.425.823	4,07
BRAZIL	7.790.722	3.207.900	-58,82	5.504.402	3.247.083	-41,01
COLOMBIA	912.198	1.520.468	66,68	1.032.885	1.981.578	91,85
URUGUAY	18.900	88.500	368,25	509.885	311.893	-38,83
PARAGUAY	32.000	60.000	87,50	36.674	35.174	-4,09
ECUADOR	69.200	35.000	-49,42	88.280	44.680	-49,39
PERU	328.450	850.400	158,91	609.569	942.102	54,55
TRINIDAD AND TOBAGO	262	0	-100,00	2.328	0	-100,00
JAMAICA	10.917	25.975	137,93	10.641	23.366	119,58
PUERTO RICO	8.000	500	-93,75	557.769	26.340	-95,28
DOMINICAN REPUBLIC	95.198	122.499	28,68	88.887	152.373	71,42
EL SALVADOR	19.500	0	-100,00	5.265	0	-100,00
COSTA RICA	21.600	87.506	305,12	7.560	117.589	1.455,41
DOMINICA	129.600	21.600	-83,33	46.922	9.878	-78,95
UNITED KINGDOM	8.700.155	7.162.808	-17,67	8.339.472	7.894.051	-5,34
NETHERLANDS	17.573.023	19.438.432	10,62	20.742.062	23.740.971	14,46
FRANCE	2.088.652	1.943.772	-6,94	3.103.540	2.665.715	-14,11
GERMANY, FED. REP. OF	13.847.439	12.385.238	-10,56	18.103.292	18.029.158	-0,41
AUSTRIA	3.550	0	-100,00	250.942	0	-100,00
BELGIUM	35.378.766	37.018.596	4,64	48.653.294	46.565.350	-4,29
SWITZERLAND	141.334	196.512	39,04	241.437	528.502	118,90
DENMARK	51.000	40.000	-21,57	29.436	76.314	159,25
NORWAY	531.166	132.575	-75,04	447.799	177.883	-60,28
SWEDEN	803.999	920.000	14,43	1.051.841	1.164.809	10,74
FINLAND	1.353.778	1.134.347	-16,21	1.942.309	1.543.364	-20,54
IRELAND	194.654	53.336	-72,60	395.742	667.522	68,68
ITALY	16.296.664	14.031.235	-13,90	15.019.371	13.486.336	-10,21
SPAIN	9.402.411	13.062.861	38,93	10.389.913	13.251.624	27,54
PORTUGAL	411.815	826.343	100,66	409.799	833.667	103,43
GREECE	300.802	391.244	30,07	430.901	450.607	4,57
DEMOCRATIC REPUBLIC OF THE CONG	241.287	206.601	-14,38	351.439	331.918	-5,55
HUNGARY	116.572	100.548	-13,75	242.874	231.359	-4,74
POLAND	78.000	2.502.499	3.108,33	126.613	3.010.111	2.277,41
ROMANIA	105.250	105.000	-0,24	140.966	136.393	-3,24
BULGARIA	293.819	266.763	-9,21	260.808	239.207	-8,28

TABEL 5. PERKEMBANGAN EKSPOR INDONESIA MENURUT KOMODITI DAN NEGARA TUJUAN

JENIS BARANG	BERAT BERSIH (KG)		PERUB	NILAI FOB (US \$)		PERUB
	JAN-JUL 2006	JAN-JUL 2007	%	JAN-JUL 2006	JAN-JUL 2007	%
(1)	(2)	(3)	(4)	(5)	(6)	(7)
UKRAINE	263.150	274.317	4,24	349.210	419.177	20,04
LITHUANIA	86.500	189.980	119,63	111.931	263.764	135,65
LATVIA	52.500	52.500	0,00	65.269	69.841	7,00
ESTONIA	28.799	78.000	170,84	22.089	48.945	121,58
CROATIA	350	17.503	4.900,86	920	22.865	2.385,33
SLOVENIA	620.996	579.997	-6,60	771.531	740.591	-4,01
CZECH REPUBLIC	503.500	1.010.000	100,60	610.889	1.120.065	83,35
RUSSIA FEDERATION	4.931.122	6.270.600	27,16	4.912.959	6.533.705	32,99
-LAINNYA	277.380.308	771.413.217	178,11	122.366.569	329.731.563	169,46
JAPAN	12.549.781	52.207.633	316,00	7.758.151	27.460.227	253,95
HONG KONG	700	132.640	18.848,57	634	226.005	35.547,48
KOREA, REPUBLIC OF	96.654.546	85.042.317	-12,01	54.791.058	52.321.874	-4,51
TAIWAN	2.287.885	48.891.217	2.036,96	1.780.543	23.947.404	1.244,95
CHINA	18.788.837	55.655.587	196,22	6.582.787	28.669.371	335,52
THAILAND	8.780.593	30.783.294	250,58	5.062.267	15.970.982	215,49
SINGAPORE	137.408.677	474.721.834	245,48	45.376.982	172.794.213	280,80
PHILIPPINES	172.363	614.985	256,80	176.346	690.739	291,70
MALAYSIA	594.721	22.530.334	3.688,39	626.605	6.727.363	973,62
MYANMAR (FORM. BURMA)	86.485	619.662	616,50	74.150	609.403	721,85
CAMBODIA	0	227	--	0	1.893	--
BRUNEI DARUSSALAM	0	16.541	--	0	17.041	--
VIET NAM	9.907	33.419	237,33	23.512	48.307	105,46
MALDIVES	3.166	0	-100,00	6.847	0	-100,00
INDIA	7.429	1.577	-78,77	12.239	4.463	-63,53
PAKISTAN	0	3.941	--	0	13.383	--
BANGLADESH	14.115	48.000	240,06	6.509	80.900	1.142,89
SRI LANKA	9.514	12.433	30,68	20.980	29.279	39,56
UNITED ARAB EMIRATES	1.328	1.909	43,75	4.790	10.145	111,80
SUDAN	0	369	--	0	850	--
MADAGASCAR	262	0	-100,00	100	0	-100,00
AUSTRALIA	234	1.826	680,34	1.884	14.965	694,32
NEW ZEALAND	1.122	33.690	2.902,67	3.522	40.145	1.039,84
UNITED STATES	8.344	58.366	599,50	14.182	49.032	245,73
UNITED KINGDOM	0	1.401	--	0	3.324	--
NETHERLANDS	117	3	-97,44	588	3	-99,49
FRANCE	31	0	-100,00	51	0	-100,00
GERMANY, FED. REP. OF	148	12	-91,89	41.775	252	-99,40
PORTUGAL	3	0	-100,00	67	0	-100,00
PUPUK	79.657.858	319.507.420	301,10	16.693.444	92.517.786	454,22
JAPAN	24.392.055	22.356.132	-8,35	3.246.450	2.893.629	-10,87
HONG KONG	13	268	1.961,54	103	413	300,97
KOREA, REPUBLIC OF	482.800	503.289	4,24	61.350	71.453	16,47
TAIWAN	243.528	457.768	87,97	53.099	71.028	33,77
CHINA	37.856	129.497	242,08	32.829	22.655	-30,99
THAILAND	7.147.849	63.017.112	781,62	1.643.668	18.883.048	1.048,84
SINGAPORE	1.330.237	374.800	-71,82	254.723	54.311	-78,68
PHILIPPINES	5.899.810	94.368.884	1.499,52	1.338.816	28.758.397	2.048,05
MALAYSIA	9.380.636	55.385.275	490,42	2.201.509	17.887.888	712,53
MYANMAR (FORM. BURMA)	700.000	0	-100,00	109.029	0	-100,00
BRUNEI DARUSSALAM	0	1.000	--	0	3.630	--
LAO PEOPLE'S DEMOCRATIC REPUBLI	0	516	--	0	370	--
VIET NAM	27.363.647	580.000	-97,88	6.788.321	50.200	-99,26
MALDIVES	0	176	--	0	232	--
INDIA	1.000	42.200.000	4.219.900,00	3.000	12.244.000	408.033,33
SRI LANKA	0	34.430.000	--	0	10.007.310	--
OMAN	0	88.000	--	0	13.200	--
TURKEY	0	440.000	--	0	127.600	--
UNITED ARAB EMIRATES	0	300.000	--	0	75.000	--
KENYA	393.569	921.212	134,07	97.920	224.760	129,53
AUSTRALIA	1.617.600	3.239.525	100,27	300.311	652.830	117,38
NEW ZEALAND	44.000	44.000	0,00	5.060	7.338	45,02
MICRONESIA, FEDERATED STATES OF	6	0	-100,00	14	0	-100,00
UNITED STATES	177.349	240.050	35,35	41.716	63.153	51,39
BRAZIL	0	43.092	--	0	128.319	--
NETHERLANDS	20.146	42.800	112,45	12.599	13.901	10,33
FRANCE	0	44.000	--	0	5.720	--
GERMANY, FED. REP. OF	950	0	-100,00	2.655	0	-100,00
AUSTRIA	72.000	0	-100,00	9.360	0	-100,00
BELGIUM	45.500	40.000	-12,09	290.600	117.200	-59,67
SWITZERLAND	52	24	-53,85	1.930	1	-99,95
IRELAND	220.000	220.000	0,00	25.300	33.000	30,43
ITALY	11.795	0	-100,00	67.482	0	-100,00
SPAIN	75.460	40.000	-46,99	105.600	107.200	1,52
PRODUK PHARMASI	5.341.820	6.173.999	15,58	63.103.036	92.848.863	47,14
JAPAN	89.257	80.145	-10,21	5.910.804	5.610.592	-5,08

TABEL 5. PERKEMBANGAN EKSPOR INDONESIA MENURUT KOMODITI DAN NEGARA TUJUAN

JENIS BARANG	BERAT BERSIH (KG)		PERUB	NILAI FOB (US \$)		PERUB
	JAN-JUL 2006	JAN-JUL 2007	%	JAN-JUL 2006	JAN-JUL 2007	%
(1)	(2)	(3)	(4)	(5)	(6)	(7)
HONG KONG	56.038	47.790	-14,72	1.230.327	1.390.285	13,00
KOREA, REPUBLIC OF	40.791	56.386	38,23	14.171.341	11.905.339	-15,99
TAIWAN	211.537	129.394	-38,83	270.457	281.561	4,11
CHINA	14.601	34.412	135,68	157.428	2.263.420	1.337,75
MONGOLIA	36.579	30.416	-16,85	235.144	175.585	-25,33
MACAU	24	41	70,83	5.500	2.772	-49,60
PAPUA NEW GUINEA	9.478	4.498	-52,54	143.702	57.798	-59,78
THAILAND	228.981	357.123	55,96	10.733.961	14.647.764	36,46
SINGAPORE	245.555	354.757	44,47	3.303.270	4.098.304	24,07
PHILIPPINES	332.998	559.892	68,14	4.674.011	7.741.493	65,63
MALAYSIA	533.175	913.775	71,38	1.957.151	2.116.370	8,14
MYANMAR (FORM. BURMA)	193.645	323.664	67,14	1.517.074	1.854.509	22,24
CAMBODIA	43.348	63.222	45,85	905.190	1.341.000	48,15
BRUNEI DARUSSALAM	11.702	13.175	12,59	61.033	49.504	-18,89
LAO PEOPLE'S DEMOCRATIC REPUBLI	1	592	59.100,00	10	30.000	299.900,00
NEPAL	0	1.908	--	0	261.770	--
VIET NAM	317.976	107.638	-66,15	3.613.893	4.197.234	16,14
MALDIVES	0	30	--	0	3.060	--
INDIA	3.043	5.574	83,17	1.627.404	9.494.117	483,39
PAKISTAN	96.344	109.118	13,26	638.573	383.243	-39,98
BANGLADESH	26.512	23.852	-10,03	339.735	206.739	-39,15
SRI LANKA	2.108.837	1.385.620	-34,29	3.185.032	3.135.738	-1,55
AFGHANISTAN	10.926	5.975	-45,31	111.077	176.693	59,07
IRAN (ISLAMIC REPUBLIC OF)	9	0	-100,00	40	0	-100,00
SAUDI ARABIA	32.767	17.776	-45,75	102.825	19.824	-80,72
KUWAIT	81	0	-100,00	2.260	0	-100,00
JORDAN	0	1.548	--	0	285.391	--
LEBANON	14	6.525	46.507,14	752	43.327	5.661,57
YEMEN	16.736	21.691	29,61	19.893	396.263	1.891,97
OMAN	310	0	-100,00	1.193	0	-100,00
SYRIA ARAB REPUBLIC	0	22	--	0	274	--
TURKEY	0	4.506	--	0	690.000	--
UNITED ARAB EMIRATES	5.065	6.978	37,77	92.039	69.542	-24,44
BAHRAIN	340	438	28,82	5.062	4.076	-19,48
EGYPT	0	4.172	--	0	90.094	--
LIBYAN ARAB JAMAHIRIYA	0	147	--	0	22.800	--
MOROCCO	0	1.480	--	0	149.680	--
ALGERIA	1.982	3.233	63,12	732.050	732.150	0,01
SUDAN	6.962	1	-99,99	82.253	9	-99,99
ERITREA	0	592	--	0	30.000	--
LESOTHO	174	0	-100,00	9.319	0	-100,00
ETHIOPIA	1.877	29	-98,45	100.702	1.024	-98,98
TANZANIA, UNITED REPUBLIC OF	2.427	960	-60,44	122.804	11.030	-91,02
KENYA	3.600	1.652	-54,11	495	147.045	29.606,06
EQUATORIAL GUINEA	319	120	-62,38	934	9.660	934,26
TOGO	18.220	75.946	316,83	207.552	863.874	316,22
GHANA	0	104.075	--	0	1.190.868	--
LIBERIA	0	2.649	--	0	157.650	--
GUINEA	8.077	0	-100,00	733.106	0	-100,00
CAMEROON	489	1.127	130,47	23.317	57.105	144,91
NIGERIA	350.280	927.652	164,83	3.259.999	9.317.795	185,82
GABON	6.119	6.089	-0,49	69.978	69.850	-0,18
COTE D'IVOIRE	12.908	15.180	17,60	155.413	212.361	36,64
MAURITANIA	0	568	--	0	58.752	--
BENIN	244	7.524	2.983,61	1.260	38.982	2.993,81
GUINEA BISSAU	0	126	--	0	8.793	--
CENTRAL AFRICAN REPUBLIC	0	282	--	0	26.730	--
NIGER	0	4.661	--	0	342.750	--
CHAD	0	96	--	0	9.945	--
DJIBOUTI	0	104	--	0	10.710	--
SOUTH AFRICA	15.583	16.851	8,14	926.851	326.356	-64,79
ZIMBABWE	0	2.587	--	0	267.903	--
ZAMBIA	0	567	--	0	28.725	--
MAURITIUS	0	620	--	0	9.873	--
AUSTRALIA	13.013	26.143	100,90	251.186	3.373.659	1.243,09
NEW ZEALAND	68	0	-100,00	86	0	-100,00
GUAM	4	0	-100,00	2.018	0	-100,00
AMERICAN SAMOA	0	6.093	--	0	10.032	--
FIJI	0	1.227	--	0	8.457	--
SAMOA	86	245	184,88	518	14.524	2.703,86
SOLOMON ISLANDS	549	0	-100,00	550	0	-100,00
EAST TIMOR	17.555	0	-100,00	97.551	0	-100,00
UNITED STATES	160.769	184.402	14,70	109.120	155.975	42,94
CANADA	2	49.398	2.469.800,00	20	42.976	214.780,00
MEXICO	1.284	123	-90,42	225.069	351.525	56,19
GUATEMALA	1.987	0	-100,00	25.641	0	-100,00
PANAMA	3.975	552	-86,11	127.319	38.714	-69,59
SURINAME	204	7.484	3.568,63	709	69.368	9.683,92

TABEL 5. PERKEMBANGAN EKSPOR INDONESIA MENURUT KOMODITI DAN NEGARA TUJUAN

JENIS BARANG	BERAT BERSIH (KG)		PERUB	NILAI FOB (US \$)		PERUB
	JAN-JUL 2006	JAN-JUL 2007	%	JAN-JUL 2006	JAN-JUL 2007	%
(1)	(2)	(3)	(4)	(5)	(6)	(7)
VENEZUELA	1.170	0	-100,00	91.552	0	-100,00
URUGUAY	0	500	--	0	128.250	--
ECUADOR	9.020	7.284	-19,25	162.918	93.514	-42,60
PERU	130	0	-100,00	9.988	0	-100,00
EL SALVADOR	1.303	0	-100,00	78.366	0	-100,00
CAPE VERDE	0	80	--	0	8.262	--
NETHERLANDS ANTILLES	1.480	0	-100,00	30.691	0	-100,00
UNITED KINGDOM	4	16.372	409.200,00	172	474.465	275.751,74
NETHERLANDS	23.126	7.892	-65,87	120.680	390.548	223,62
FRANCE	1.459	3.041	108,43	81.793	95.885	17,23
GERMANY, FED. REP. OF	3.649	5.573	52,73	135.183	164.744	21,87
AUSTRIA	1.255	8	-99,36	39.200	210	-99,46
BELGIUM	2.015	5.147	155,43	15.244	69.140	353,56
SWITZERLAND	48	1	-97,92	2.051	120	-94,15
NORWAY	369	321	-13,01	23.174	15.890	-31,43
SWEDEN	237	230	-2,95	6.957	6.718	-3,44
FINLAND	15	107	613,33	30	6.905	22.916,67
ITALY	754	753	-0,13	653	85.040	12.922,97
SPAIN	0	137	--	0	20	--
ROMANIA	0	1.940	--	0	22.701	--
TURKMENISTAN	0	249	--	0	25.704	--
UZBEKISTAN	186	1.126	505,38	12.157	69.416	471,00
CROATIA	13	0	-100,00	26	0	-100,00
RUSSIA FEDERATION	160	0	-100,00	10.200	0	-100,00
KULIT DAN BARANG DARI KULIT	9.250.156	7.147.757	-22,73	101.034.253	131.006.615	29,67
JAPAN	121.689	132.137	8,59	2.400.349	3.729.698	55,38
HONG KONG	878.807	1.134.558	29,10	14.634.921	18.636.546	27,34
KOREA, REPUBLIC OF	421.336	296.024	-29,74	1.992.728	2.303.873	15,61
TAIWAN	180.882	242.449	34,04	1.961.951	3.900.624	98,81
CHINA	895.405	971.076	8,45	12.051.168	20.453.499	69,72
MACAU	857	1.637	91,02	35.506	63.077	77,65
PAPUA NEW GUINEA	8.893	89	-99,00	24.551	5.000	-79,63
THAILAND	371.485	403.279	8,56	4.902.925	8.123.333	65,68
SINGAPORE	550.496	342.382	-37,80	9.694.889	9.614.961	-0,82
PHILIPPINES	26.119	17.013	-34,86	152.885	206.287	34,93
MALAYSIA	879.321	1.032.048	17,37	13.273.469	17.092.256	28,77
MYANMAR (FORM. BURMA)	0	2.615	--	0	49.713	--
CAMBODIA	10.859	17.289	59,21	253.387	368.075	45,26
BRUNEI DARUSSALAM	645	1.699	163,41	44.990	451	-99,00
VIET NAM	315.425	241.789	-23,35	4.455.662	4.781.746	7,32
MALDIVES	471	1.459	209,77	2.592	12.449	380,29
INDIA	683.025	391.620	-42,66	6.347.536	7.896.876	24,41
PAKISTAN	25.708	0	-100,00	31.012	0	-100,00
BANGLADESH	54.139	87.653	61,90	529.489	1.574.525	197,37
SRI LANKA	2.643	3.648	38,02	94.729	141.207	49,06
IRAN (ISLAMIC REPUBLIC OF)	8.995	9.033	0,42	8.585	28.957	237,30
SAUDI ARABIA	237	7	-97,05	46.851	83	-99,82
KUWAIT	2.400	0	-100,00	6.564	0	-100,00
LEBANON	12.076	13	-99,89	51.842	1.379	-97,34
TURKEY	73.919	16.676	-77,44	53.325	25.002	-53,11
UNITED ARAB EMIRATES	304.937	18.502	-93,93	209.088	160.256	-23,35
CYPRUS	0	6	--	0	32	--
EGYPT	326	0	-100,00	275	0	-100,00
TUNISIA	0	1.272	--	0	2.340	--
NAMIBIA	169	0	-100,00	560	0	-100,00
ETHIOPIA	0	75	--	0	5.650	--
TANZANIA, UNITED REPUBLIC OF	26	1.041	3.903,85	68	4.615	6.686,76
KENYA	0	1.340	--	0	3.310	--
REUNION	708	70	-90,11	2.487	276	-88,90
GABON	789	0	-100,00	900	0	-100,00
SENEGAL	0	33	--	0	242	--
U.S. VIRGIN ISLANDS	34	0	-100,00	118	0	-100,00
SEYCHELLES	1.659	3	-99,82	2.022	112	-94,46
UGANDA	20	1	-95,00	418	2	-99,52
SOUTH AFRICA	1.437	1.959	36,33	7.018	3.190	-54,55
MAURITIUS	1.342	83	-93,82	864	948	9,72
VIRGIN ISLANDS (BRITISH)	627	0	-100,00	8.000	0	-100,00
AUSTRALIA	24.145	198.654	722,75	417.356	502.727	20,46
NEW ZEALAND	2.966	2.980	0,47	33.643	26.758	-20,46
MICRONESIA, FEDERATED STATES OF	115	0	-100,00	259	0	-100,00
GUAM	98	24	-75,51	1.186	337	-71,59
NEW CALEDONIA	5.006	996	-80,10	24.008	1.909	-92,05
VANUATU	0	5	--	0	75	--
AMERICAN SAMOA	0	5.498	--	0	7.796	--
COOK ISLANDS	0	25	--	0	298	--
FIJI	442	1.697	283,94	1.758	5.316	202,39
SAMOA	0	47	--	0	134	--

TABEL 5. PERKEMBANGAN EKSPOR INDONESIA MENURUT KOMODITI DAN NEGARA TUJUAN

JENIS BARANG	BERAT BERSIH (KG)		PERUB	NILAI FOB (US \$)		PERUB
	JAN-JUL 2006	JAN-JUL 2007	%	JAN-JUL 2006	JAN-JUL 2007	%
(1)	(2)	(3)	(4)	(5)	(6)	(7)
EAST TIMOR	422	0	-100,00	242	0	-100,00
UNITED STATES	274.980	362.980	32,15	8.814.443	12.268.091	39,18
CANADA	8.863	4.236	-52,21	189.507	84.086	-55,63
MEXICO	3.258	6.302	93,43	96.825	271.561	180,47
CHILE	669	27	-95,96	2.484	29	-98,83
VENEZUELA	38	588	1.447,37	771	10.187	1.221,27
BRAZIL	68.804	5.398	-92,15	450.223	15.956	-96,46
URUGUAY	210	320	52,38	716	1.041	45,39
PERU	16	0	-100,00	78	0	-100,00
BAHAMAS	258	0	-100,00	186	0	-100,00
JAMAICA	457	244	-46,61	10.956	1.210	-88,96
PUERTO RICO	387	598	54,52	6.242	6.284	0,67
DOMINICAN REPUBLIC	91	1.247	1.270,33	360	2.104	484,44
COSTA RICA	43	194	351,16	441	318	-27,89
BARBADOS	35	0	-100,00	5.635	0	-100,00
BERMUDA	226	0	-100,00	1.579	0	-100,00
FRENCH GUIANA	48	0	-100,00	455	0	-100,00
FRENCH POLYNESIA	625	1.629	160,64	3.899	4.010	2,85
MARTINIQUE	499	60	-87,98	2.668	338	-87,33
NETHERLANDS ANTILLES	422	244	-42,18	4.249	3.271	-23,02
SAINT LUCIA	0	31	--	0	1.099	--
GUADELOUPE	1	460	45.900,00	8	2.310	28.775,00
UNITED KINGDOM	63.761	14.557	-77,17	1.000.819	459.643	-54,07
NETHERLANDS	226.756	110.985	-51,06	1.508.375	1.385.786	-8,13
FRANCE	55.050	27.646	-49,78	822.747	416.121	-49,42
GERMANY, FED. REP. OF	142.683	137.368	-3,73	2.695.967	2.996.126	11,13
AUSTRIA	162	37	-77,16	1.763	122	-93,08
BELGIUM	5.190	1.742	-66,44	48.731	9.132	-81,26
SWITZERLAND	782	6.513	732,86	24.539	59.049	140,63
DENMARK	1.253	4.723	276,94	12.152	29.831	145,48
NORWAY	1.650.958	185	-99,99	3.435.132	2.360	-99,93
SWEDEN	86.997	5.344	-93,86	297.140	58.937	-80,17
FINLAND	6.546	101	-98,46	12.803	636	-95,03
IRELAND	1.759	1.989	13,08	5.757	19.393	236,86
ITALY	329.126	338.854	2,96	4.239.938	8.128.519	91,71
SPAIN	433.171	516.742	19,29	3.481.148	4.780.983	37,34
PORTUGAL	1.427	4.933	245,69	28.242	131.698	366,32
ICELAND	9.330	0	-100,00	27.634	0	-100,00
GREECE	2.432	5.656	132,57	14.476	13.249	-8,48
HUNGARY	340	493	45,00	2.476	1.467	-40,75
POLAND	245	3.981	1.524,90	3.565	103.399	2.800,39
BULGARIA	452	0	-100,00	10.566	0	-100,00
YUGOSLAVIA	15	0	-100,00	285	0	-100,00
LATVIA	0	230	--	0	405	--
CROATIA	873	440	-49,60	3.950	481	-87,82
MALTA	113	3	-97,35	1.503	21	-98,60
SLOVAKIA	13	94	623,08	644	812	26,09
CZECH REPUBLIC	0	79	--	0	610	--
KACA DAN BARANG DARI KACA	467.903.950	448.626.445	-4,12	237.398.470	248.741.086	4,78
JAPAN	51.237.047	56.982.106	11,21	36.008.781	50.030.630	38,94
HONG KONG	2.093.957	1.493.266	-28,69	857.708	2.569.045	199,52
KOREA, DEMOCRATIC PEOPLE'S REPL	0	17.379	--	0	9.056	--
KOREA, REPUBLIC OF	16.642.442	14.145.885	-15,00	5.997.384	5.773.918	-3,73
TAIWAN	9.165.482	7.282.466	-20,54	3.273.528	3.041.249	-7,10
CHINA	18.898.819	11.380.473	-39,78	11.521.915	8.611.055	-25,26
MACAU	0	7	--	0	13	--
PAPUA NEW GUINEA	638.832	289.431	-54,69	388.809	164.332	-57,73
THAILAND	25.972.623	23.481.251	-9,59	9.459.043	10.020.889	5,94
SINGAPORE	22.723.472	7.884.833	-65,30	23.893.322	5.638.546	-76,40
PHILIPPINES	12.113.568	18.485.121	52,60	5.050.134	8.559.831	69,50
MALAYSIA	42.228.311	46.788.258	10,80	19.411.912	16.278.971	-16,14
MYANMAR (FORM. BURMA)	5.455.830	7.615.243	39,58	1.079.773	2.380.977	120,51
CAMBODIA	573.012	556.561	-2,87	202.817	213.513	5,27
BRUNEI DARUSSALAM	691.888	657.611	-4,95	238.113	268.840	12,90
NEPAL	21.350	71.166	233,33	13.186	21.385	62,18
VIET NAM	6.642.946	9.133.541	37,49	4.014.918	5.376.647	33,92
MALDIVES	558.800	61.926	-88,92	190.264	78.462	-58,76
INDIA	33.016.025	22.565.786	-31,65	12.918.206	9.319.715	-27,86
PAKISTAN	5.534.379	6.464.466	16,81	3.587.176	4.311.822	20,20
BANGLADESH	3.611.043	2.990.925	-17,17	1.247.470	1.079.980	-13,43
SRI LANKA	2.734.756	1.836.781	-32,84	1.037.843	821.853	-20,81
AFGHANISTAN	523.568	454.976	-13,10	342.613	338.712	-1,14
IRAQ	57.488	164.114	185,48	47.353	79.961	68,86
IRAN (ISLAMIC REPUBLIC OF)	1.657.312	1.016.749	-38,65	1.329.575	1.134.516	-14,67
SAUDI ARABIA	2.869.404	3.163.164	10,24	1.439.723	1.699.931	18,07
ISRAEL	0	117	--	0	260	--
KUWAIT	830.810	1.191.808	43,45	390.555	431.563	10,50

TABEL 5. PERKEMBANGAN EKSPOR INDONESIA MENURUT KOMODITI DAN NEGARA TUJUAN

JENIS BARANG	BERAT BERSIH (KG)		PERUB	NILAI FOB (US \$)		PERUB
	JAN-JUL 2006	JAN-JUL 2007	%	JAN-JUL 2006	JAN-JUL 2007	%
(1)	(2)	(3)	(4)	(5)	(6)	(7)
JORDAN	1.202.250	755.993	-37,12	604.705	604.566	-0,02
LEBANON	317.624	507.264	59,71	140.468	259.538	84,77
YEMEN	1.310.485	930.749	-28,98	481.935	414.550	-13,98
OMAN	77.599	59.189	-23,72	40.231	37.547	-6,67
SYRIA ARAB REPUBLIC	1.877.127	1.495.306	-20,34	1.795.586	1.743.836	-2,88
TURKEY	29.995.771	14.722.743	-50,92	8.789.924	6.716.367	-23,59
UNITED ARAB EMIRATES	5.508.875	13.598.628	146,85	3.012.550	6.178.738	105,10
QATAR	345.924	141.064	-59,22	172.308	110.637	-35,79
BAHRAIN	94.117	114.406	21,56	31.750	46.241	45,64
CYPRUS	153.653	145.070	-5,59	218.313	65.134	-70,16
EGYPT	9.896.464	5.569.471	-43,72	3.834.755	2.813.036	-26,64
LIBYAN ARAB JAMAHIRIYA	128.385	201.297	56,79	73.345	79.248	8,05
MOROCCO	993.705	2.460.616	147,62	413.855	870.512	110,34
TUNISIA	29.620	472.979	1.496,82	14.628	317.563	2.070,93
ALGERIA	1.492.390	2.176.120	45,81	619.983	1.086.644	75,27
SUDAN	4.320.090	990.155	-77,08	1.493.492	432.314	-71,05
NAMIBIA	435	15.981	3.573,79	941	13.731	1.359,19
ETHIOPIA	255.621	202.301	-20,86	42.027	93.640	122,81
TANZANIA, UNITED REPUBLIC OF	43.889	106.188	141,95	13.579	44.053	224,42
MADAGASCAR	299.395	225.826	-24,57	126.256	94.789	-24,92
KENYA	3.273.705	4.407.493	34,63	729.608	1.096.706	50,31
REUNION	137.019	285.257	108,19	70.175	144.139	105,40
MOZAMBIQUE	1.174.291	2.071.496	76,40	256.721	471.820	83,79
EQUATORIAL GUINEA	51.371	0	-100,00	15.079	0	-100,00
TOGO	77.924	103.984	33,44	38.096	42.597	11,81
GHANA	571.791	234.789	-58,94	192.617	115.051	-40,27
LIBERIA	58.200	0	-100,00	13.696	0	-100,00
GUINEA	20.414	0	-100,00	32.053	0	-100,00
ANGOLA	1.337.391	603.768	-54,85	353.013	212.600	-39,78
CONGO	58.634	13.752	-76,55	19.376	3.342	-82,75
CAMEROON	382.836	251.155	-34,40	124.916	66.164	-47,03
NIGERIA	1.001.283	290.075	-71,03	286.698	139.087	-51,49
GABON	158	82.972	52.413,92	483	29.459	5.999,17
COTE D'IVOIRE	309.947	208.647	-32,68	91.199	71.517	-21,58
SENEGAL	184.904	366.665	98,30	111.828	276.816	147,54
BENIN	177.771	24.475	-86,23	53.661	7.228	-86,53
BURKINA FASO	0	24.351	--	0	9.094	--
GAMBIA	722	59.470	8.136,84	1.023	21.665	2.017,79
U.S. VIRGIN ISLANDS	214	126	-41,12	733	444	-39,43
SEYCHELLES	3.270	484	-85,20	6.739	3.539	-47,48
UGANDA	59.106	293.972	397,36	24.617	119.668	386,12
DJIBOUTI	251.262	82.678	-67,09	114.560	33.771	-70,52
SAO TOME AND PRINCIPE	0	6.631	--	0	8.280	--
SOUTH AFRICA	12.890.078	12.973.525	0,65	5.923.277	5.334.988	-9,93
ZIMBABWE	51.348	124.323	142,12	21.822	83.571	282,97
ZAMBIA	27.083	21.167	-21,84	19.019	17.734	-6,76
MAURITIUS	1.215.465	1.320.401	8,63	397.023	442.679	11,50
RWANDA	89.964	0	-100,00	24.615	0	-100,00
VIRGIN ISLANDS (BRITISH)	0	311	--	0	1.643	--
AUSTRALIA	34.567.420	29.909.085	-13,48	17.689.737	14.917.662	-15,67
NEW ZEALAND	12.214.580	25.794.143	111,18	4.184.692	8.161.605	95,03
MICRONESIA, FEDERATED STATES OF	222	0	-100,00	500	0	-100,00
GUAM	4.497	980	-78,21	7.033	3.444	-51,03
PALAU	1	2	100,00	10	3	-70,00
NEW CALEDONIA	57.712	180.673	213,06	46.483	112.214	141,41
NORTHERN MARIANA ISLANDS	17	15	-11,76	82	45	-45,12
SAINT VINCENT AND THE GRENADINES	61	56	-8,20	36	115	219,44
VANUATU	19.042	20.930	9,91	15.726	18.960	20,56
COOK ISLANDS	469	1.346	186,99	3.114	2.279	-26,81
FIJI	180.647	174.797	-3,24	68.160	84.627	24,16
MARSHALL ISLANDS	186	0	-100,00	455	0	-100,00
SAMOA	168.448	499.501	196,53	69.906	209.513	199,71
SOLOMON ISLANDS	8.946	0	-100,00	9.352	0	-100,00
TONGA	6.179	0	-100,00	3.898	0	-100,00
EAST TIMOR	95.716	48.439	-49,39	42.521	28.213	-33,65
UNITED STATES	24.798.404	21.481.489	-13,38	16.060.080	16.487.083	2,66
CANADA	5.532.398	2.614.197	-52,75	2.055.356	1.188.805	-42,16
MEXICO	2.550.472	2.632.673	3,22	1.052.829	1.318.873	25,27
GUATEMALA	874.272	621.407	-28,92	379.184	328.316	-13,42
HONDURAS	169.896	125.488	-26,14	64.576	40.974	-36,55
NICARAGUA	23.123	20.167	-12,78	8.553	9.031	5,59
PANAMA	2.159.504	1.724.425	-20,15	916.610	922.072	0,60
CUBA	0	251	--	0	1.853	--
SURINAME	29.941	66.963	123,65	12.883	23.168	79,83
CHILE	3.286.449	2.398.963	-27,00	1.448.248	1.344.146	-7,19
VENEZUELA	718	89.252	12.330,64	1.721	82.211	4.676,93
ARGENTINA	554.134	663.974	19,82	290.287	412.873	42,23
BRAZIL	2.240.133	1.405.442	-37,26	895.365	621.023	-30,64

TABEL 5. PERKEMBANGAN EKSPOR INDONESIA MENURUT KOMODITI DAN NEGARA TUJUAN

JENIS BARANG	BERAT BERSIH (KG)		PERUB	NILAI FOB (US \$)		PERUB
	JAN-JUL 2006	JAN-JUL 2007	%	JAN-JUL 2006	JAN-JUL 2007	%
(1)	(2)	(3)	(4)	(5)	(6)	(7)
COLOMBIA	348.505	384.203	10,24	259.215	241.116	-6,98
BOLIVIA	134	516	285,07	178	844	374,16
URUGUAY	149.021	124.963	-16,14	68.338	63.869	-6,54
PARAGUAY	0	8.839	--	0	6.973	--
ECUADOR	1.608.024	820.585	-48,97	587.704	320.627	-45,44
PERU	2.176.650	839.678	-61,42	860.646	396.388	-53,94
GUYANA	25.547	74.897	193,17	13.440	27.371	103,65
TRINIDAD AND TOBAGO	844.344	1.021.525	20,98	265.422	369.012	39,03
BAHAMAS	713	1.045	46,56	1.783	1.174	-34,16
JAMAICA	255.470	847.236	231,64	69.522	310.726	346,95
PUERTO RICO	746.484	832.235	11,49	461.957	534.949	15,80
BELIZE	0	26	--	0	228	--
DOMINICAN REPUBLIC	649.972	336.432	-48,24	257.707	161.995	-37,14
EL SALVADOR	228.254	363.232	59,13	67.231	126.939	88,81
COSTA RICA	142.137	151.674	6,71	52.953	71.907	35,79
HAITI	113.560	19.594	-82,75	42.473	6.530	-84,63
BARBADOS	446.752	83.378	-81,34	186.738	57.469	-69,22
ANTIGUA AND BARBUDA	1.331	19.632	1.374,98	617	12.592	1.940,84
ANGUILLA	0	21.654	--	0	15.979	--
ARUBA	766	21.152	2.661,36	1.193	6.737	464,71
BERMUDA	0	82	--	0	522	--
CAYMAN ISLANDS	0	266	--	0	73	--
DOMINICA	18.204	35.308	93,96	11.648	20.431	75,40
FALKLAND ISLANDS (MALVINAS)	586	0	-100,00	2.185	0	-100,00
FRENCH GUIANA	193	1.599	728,50	397	3.483	777,33
FRENCH POLYNESIA	12.352	15.875	28,52	28.689	17.780	-38,03
GRENADA	0	37.626	--	0	15.625	--
MARTINIQUE	154	2.813	1.726,62	432	17.954	4.056,02
NETHERLANDS ANTILLES	25.423	24.704	-2,83	9.840	19.990	103,15
SAINT LUCIA	116.841	64.950	-44,41	43.189	24.750	-42,69
TURKS AND CAICOS ISLANDS	1.589	0	-100,00	4.087	0	-100,00
GUADELOUPE	1.744	6.223	256,82	2.543	17.422	585,10
SAINT KITTS AND NEVIS	14	0	-100,00	24	0	-100,00
UNITED KINGDOM	1.160.067	2.879.945	148,26	1.720.562	3.035.710	76,44
NETHERLANDS	898.276	861.688	-4,07	812.699	1.015.116	24,91
FRANCE	1.003.750	7.189.424	616,26	1.115.948	12.905.955	1.056,50
GERMANY, FED. REP. OF	878.347	1.469.094	67,26	1.340.311	1.614.604	20,46
AUSTRIA	42.982	6.318	-85,30	33.677	50.232	49,16
BELGIUM	398.057	192.167	-51,72	445.224	316.107	-29,00
SWITZERLAND	12.463	25.895	107,78	14.020	94.906	576,93
DENMARK	250.463	197.320	-21,22	111.611	85.001	-23,84
NORWAY	131.781	9.174	-93,04	76.854	13.575	-82,34
SWEDEN	43.320	138.274	219,19	30.702	105.078	242,25
FINLAND	42.865	260.678	508,14	24.886	192.102	671,93
IRELAND	240.350	483.403	101,12	198.801	419.797	111,16
ITALY	912.254	823.057	-9,78	931.798	841.187	-9,72
SPAIN	8.876.203	12.709.326	43,18	2.644.611	4.138.195	56,48
PORTUGAL	530.808	969.165	82,58	244.300	348.065	42,47
ICELAND	0	601	--	0	2.031	--
GREECE	1.093.246	2.398.965	119,44	480.916	772.055	60,54
DEMOCRATIC REPUBLIC OF THE CONG	111.483	63	-99,94	38.360	565	-98,53
HUNGARY	148.786	10.293	-93,08	77.431	11.120	-85,64
POLAND	2.458.284	3.164.329	28,72	1.365.174	1.828.627	33,95
ROMANIA	6.496	173.552	2.571,67	4.692	113.717	2.323,64
BULGARIA	91.373	112.805	23,46	44.321	49.864	12,51
YUGOSLAVIA	53	23.317	43.894,34	110	12.100	10.900,00
ALBANIA	92.836	32.129	-65,39	50.166	18.113	-63,89
KAZAKHSTAN	0	44.373	--	0	57.205	--
UKRAINE	569.307	221.472	-61,10	602.042	321.834	-46,54
LITHUANIA	55.451	248.740	348,58	72.941	114.363	56,79
ESTONIA	2.600	865	-66,73	5.848	2.300	-60,67
GEORGIA	51	0	-100,00	245	0	-100,00
CROATIA	178.827	312.327	74,65	109.281	215.004	96,74
BOSNIA AND HERZEGOVINA	327.932	533.440	62,67	209.919	336.344	60,23
MALTA	10.526	5.058	-51,95	9.436	7.256	-23,10
SLOVAKIA	61	2	-96,72	148	114	-22,97
SLOVENIA	21.817	44.637	104,60	9.539	23.909	150,64
CZECH REPUBLIC	605.390	698.346	15,35	342.173	423.920	23,89
RUSSIA FEDERATION	1.006.360	830.880	-17,44	816.777	1.032.494	26,41
KERTAS DAN BARANG DARI KERTAS	2.257.529.719	2.373.070.688	5,12	1.672.563.434	1.892.323.224	13,14
JAPAN	222.350.169	169.113.225	-23,94	194.181.541	149.939.928	-22,78
HONG KONG	93.231.776	75.717.323	-18,79	65.546.347	58.913.034	-10,12
KOREA, DEMOCRATIC PEOPLE'S REPL	0	26.188	--	0	21.807	--
KOREA, REPUBLIC OF	70.614.345	51.657.986	-26,84	51.418.069	40.036.501	-22,14
TAIWAN	108.889.734	72.861.622	-33,09	63.793.627	45.763.577	-28,26
CHINA	186.626.769	162.139.633	-13,12	122.292.600	118.515.935	-3,09
MONGOLIA	43	81	88,37	10	550	5.400,00

TABEL 5. PERKEMBANGAN EKSPOR INDONESIA MENURUT KOMODITI DAN NEGARA TUJUAN

JENIS BARANG	BERAT BERSIH (KG)		PERUB	NILAI FOB (US \$)		PERUB
	JAN-JUL 2006	JAN-JUL 2007	%	JAN-JUL 2006	JAN-JUL 2007	%
(1)	(2)	(3)	(4)	(5)	(6)	(7)
MACAU	0	1	--	0	1	--
PAPUA NEW GUINEA	1.184.099	1.567.286	32,36	1.270.467	1.451.479	14,25
THAILAND	50.069.961	61.579.342	22,99	40.225.165	49.729.643	23,63
SINGAPORE	115.304.752	105.767.835	-8,27	75.487.536	73.309.909	-2,88
PHILIPPINES	56.207.815	43.995.678	-21,73	37.578.546	36.352.444	-3,26
MALAYSIA	229.016.197	217.106.059	-5,20	152.608.129	155.855.729	2,13
MYANMAR (FORM. BURMA)	18.050.567	23.772.417	31,70	11.678.900	14.324.405	22,65
CAMBODIA	8.584.756	7.178.182	-16,38	5.789.468	5.579.008	-3,64
BRUNEI DARUSSALAM	674.750	1.049.662	55,56	889.559	1.087.475	22,25
LAO PEOPLE'S DEMOCRATIC REPUBLI	15.311	6.747	-55,93	49.890	4.382	-91,22
NEPAL	95.954	261.033	172,04	422.540	1.766.182	317,99
VIET NAM	82.656.358	110.492.542	33,68	54.191.152	76.256.235	40,72
MALDIVES	453.491	617.638	36,20	539.369	806.738	49,57
INDIA	42.774.502	52.810.197	23,46	26.906.181	32.223.925	19,76
PAKISTAN	50.585.014	42.140.875	-16,69	38.002.179	31.375.467	-17,44
BANGLADESH	15.897.186	14.899.546	-6,28	11.137.714	10.907.336	-2,07
SRI LANKA	42.197.712	36.553.665	-13,38	24.002.792	24.824.054	3,42
AFGHANISTAN	123.605	448.734	263,04	161.630	913.550	465,21
IRAQ	17.802	45.360	154,80	29.677	68.070	129,37
IRAN (ISLAMIC REPUBLIC OF)	69.841.900	94.548.812	35,38	48.518.634	73.308.690	51,09
SAUDI ARABIA	75.673.403	78.387.703	3,59	49.110.514	59.616.018	21,39
KUWAIT	8.227.912	9.059.768	10,11	7.164.516	8.131.948	13,50
JORDAN	11.750.600	20.691.690	76,09	9.306.564	16.572.928	78,08
LEBANON	2.356.033	5.201.184	120,76	2.136.907	4.657.143	117,94
YEMEN	11.741.017	16.042.026	36,63	8.905.575	12.782.968	43,54
OMAN	3.500.407	5.531.405	58,02	2.939.865	4.949.887	68,37
SYRIA ARAB REPUBLIC	6.738.722	19.712.726	192,53	5.329.153	16.063.592	201,43
TURKEY	28.802.913	50.002.489	73,60	21.818.613	39.762.428	82,24
UNITED ARAB EMIRATES	51.199.619	66.062.907	29,03	43.471.808	57.862.434	33,10
QATAR	4.180.409	4.954.756	18,52	4.047.896	4.758.177	17,55
BAHRAIN	4.062.328	5.700.063	40,32	3.687.266	5.366.790	45,55
CYPRUS	2.381.855	3.313.422	39,11	1.984.001	2.945.075	48,44
EGYPT	24.471.699	28.905.649	18,12	16.328.402	23.434.733	43,52
LIBYAN ARAB JAMAHIRIYA	1.283.940	1.893.955	47,51	1.192.031	1.725.651	44,77
MOROCCO	414.324	901.176	117,51	448.457	789.701	76,09
TUNISIA	35.321	40.068	13,44	138.083	32.856	-76,21
ALGERIA	124.892	475.496	280,73	58.963	385.152	553,21
SUDAN	11.149.236	13.743.067	23,26	7.704.648	10.917.281	41,70
ERITREA	74.195	0	-100,00	54.578	0	-100,00
NAMIBIA	3	0	-100,00	13	0	-100,00
ETHIOPIA	613.727	477.923	-22,13	335.967	346.364	3,09
TANZANIA, UNITED REPUBLIC OF	2.812.070	2.409.584	-14,31	1.808.114	1.654.137	-8,52
MADAGASCAR	1.785.510	2.691.211	50,73	1.833.028	2.363.016	28,91
SOMALIA	14.550	386.305	2.555,02	277.499	4.080.965	1.370,62
KENYA	5.381.779	6.072.886	12,84	4.265.264	4.690.128	9,96
REUNION	1.088.701	1.284.238	17,96	918.666	1.197.215	30,32
MOZAMBIQUE	1.222.714	1.108.654	-9,33	1.134.742	901.179	-20,58
EQUATORIAL GUINEA	53.910	49.266	-8,61	51.552	51.191	-0,70
TOGO	5.889.916	4.382.359	-25,60	5.081.643	3.741.891	-26,36
GHANA	5.589.464	6.088.605	8,93	4.340.844	4.734.994	9,08
LIBERIA	98.839	218.260	120,82	103.033	212.127	105,88
GUINEA	1.832.222	2.001.786	9,25	1.421.049	1.655.278	16,48
ANGOLA	577.874	1.126.894	95,01	392.085	928.481	136,81
CONGO	1.788.667	1.251.036	-30,06	1.627.823	1.247.974	-23,33
CAMEROON	2.539.982	2.298.633	-9,50	2.069.405	2.406.130	16,27
NIGERIA	31.739.181	35.458.442	11,72	23.007.564	26.758.187	16,30
SIERRA LEONE	295.669	823.291	178,45	167.557	757.328	351,98
GABON	428.809	398.842	-6,99	396.100	446.672	12,77
COTE D'IVOIRE	1.298.551	1.414.723	8,95	1.097.439	1.150.357	4,82
SENEGAL	687.052	1.009.001	46,86	572.217	903.618	57,92
MAURITANIA	973.796	596.131	-38,78	890.850	613.872	-31,09
MALI	46.762	24.242	-48,16	32.025	20.176	-37,00
BENIN	1.308.620	1.503.337	14,88	1.147.839	1.482.358	29,14
BURKINA FASO	225.726	13.330	-94,09	171.257	11.471	-93,30
GAMBIA	168.408	97.390	-42,17	139.194	104.585	-24,86
U.S. VIRGIN ISLANDS	281	51	-81,85	965	185	-80,83
SEYCHELLES	49.863	32.587	-34,65	99.268	41.079	-58,62
UGANDA	204.947	435.783	112,63	110.331	468.248	324,40
CENTRAL AFRICAN REPUBLIC	962	195.961	20.270,17	1.378	206.388	14.877,36
CHAD	6.560	0	-100,00	12.400	0	-100,00
DJIBOUTI	13.345.917	11.992.061	-10,14	11.106.329	10.854.419	-2,27
SAINT HELENA	5	0	-100,00	5	0	-100,00
SAO TOME AND PRINCIPE	34.110	6.850	-79,92	39.416	7.628	-80,65
SOUTH AFRICA	25.754.008	30.597.102	18,81	17.809.903	26.059.174	46,32
ZIMBABWE	845.613	698.818	-17,36	666.560	543.000	-18,54
ZAMBIA	37.924	0	-100,00	27.685	0	-100,00
MALAWI	169.325	339.765	100,66	125.487	219.067	74,57
COMOROS	55.396	70.512	27,29	55.489	79.142	42,63

TABEL 5. PERKEMBANGAN EKSPOR INDONESIA MENURUT KOMODITI DAN NEGARA TUJUAN

JENIS BARANG	BERAT BERSIH (KG)		PERUB	NILAI FOB (US \$)		PERUB
	JAN-JUL 2006	JAN-JUL 2007	%	JAN-JUL 2006	JAN-JUL 2007	%
(1)	(2)	(3)	(4)	(5)	(6)	(7)
MAURITIUS	12.567.260	11.090.812	-11,75	6.936.374	7.104.007	2,42
RWANDA	20.124	20.515	1,94	37.173	35.557	-4,35
ZAIRE	6.255	0	-100,00	8.458	0	-100,00
VIRGIN ISLANDS (BRITISH)	0	1.798	--	0	6.322	--
AUSTRALIA	109.367.171	118.119.313	8,00	93.986.233	103.986.004	10,64
NEW ZEALAND	24.494.398	25.375.011	3,60	18.484.738	18.927.378	2,39
MICRONESIA, FEDERATED STATES OF	279	2.989	971,33	628	5.216	730,57
GUAM	41.656	28.543	-31,48	73.009	52.623	-27,92
PALAU	96	953	892,71	1.799	1.302	-27,63
NEW CALEDONIA	540.033	1.459.115	170,19	364.155	1.491.925	309,70
NORTHERN MARIANA ISLANDS	3.608	19.265	433,95	5.373	17.272	221,46
SAINT VINCENT AND THE GRENADINES	0	219	--	0	425	--
VANUATU	36.929	71.278	93,01	56.832	73.423	29,19
WALLIS AND FUTUNA ISLANDS	727	31	-95,74	297	75	-74,75
OTH.OCEANIA	7.997	0	-100,00	7.115	0	-100,00
AMERICAN SAMOA	61.583	0	-100,00	138.930	0	-100,00
COOK ISLANDS	17.713	9.626	-45,66	31.909	19.776	-38,02
FIJI	1.808.031	1.796.950	-0,61	1.486.861	1.380.011	-7,19
KIRIBATI	0	12.608	--	0	14.334	--
SAMOA	43.136	36.885	-14,49	44.831	33.093	-26,18
SOLOMON ISLANDS	37.442	97.134	159,43	45.345	116.901	157,80
TONGA	62.675	33.728	-46,19	41.934	30.309	-27,72
TUVALU	0	270	--	0	314	--
EAST TIMOR	10.606	74	-99,30	8.702	26	-99,70
UNITED STATES	129.871.264	181.375.887	39,66	111.477.578	161.562.058	44,93
CANADA	28.791.222	43.007.420	49,38	23.296.295	37.144.578	59,44
MEXICO	1.493.203	3.320.450	122,37	1.356.030	2.869.634	111,62
GUATEMALA	1.611.694	817.726	-49,26	1.208.152	779.532	-35,48
HONDURAS	232.928	110.510	-52,56	155.086	110.439	-28,79
NICARAGUA	819.163	1.141.583	39,36	471.319	832.413	76,61
PANAMA	973.781	920.392	-5,48	789.128	846.728	7,30
CUBA	171.698	3.071.461	1.688,87	132.560	2.211.031	1.567,95
CURACAO	23.681	0	-100,00	15.932	0	-100,00
SURINAME	106.223	118.203	11,28	125.214	94.749	-24,33
CHILE	803.270	1.751.960	118,10	821.270	1.662.657	102,45
VENEZUELA	1.949.864	361.630	-81,45	2.013.776	433.093	-78,49
ARGENTINA	977.367	1.636.147	67,40	1.130.712	1.758.860	55,55
BRAZIL	13.010.082	12.663.269	-2,67	10.123.902	10.020.600	-1,02
COLOMBIA	1.416.798	1.929.733	36,20	1.564.599	2.284.370	46,00
BOLIVIA	138	398	188,41	233	1.500	543,78
URUGUAY	137.467	117.876	-14,25	134.589	153.674	14,18
PARAGUAY	171.258	111.623	-34,82	216.881	143.304	-33,93
ECUADOR	1.317.328	1.533.235	16,39	1.592.408	1.673.152	5,07
PERU	2.523.743	5.579.351	121,07	2.618.734	5.362.248	104,76
GUYANA	12.169	117.978	869,50	22.920	109.053	375,80
TRINIDAD AND TOBAGO	271.756	494.507	81,97	194.269	398.674	105,22
BAHAMAS	0	16.464	--	0	13.563	--
JAMAICA	85.254	576.530	576,25	87.217	567.963	551,21
PUERTO RICO	435.882	1.268.884	191,11	333.195	1.016.090	204,95
BELIZE	1.542	52.675	3.316,02	5.672	51.291	804,28
DOMINICAN REPUBLIC	226.973	503.471	121,82	239.247	516.438	115,86
EL SALVADOR	2.039.875	1.444.160	-29,20	1.301.020	1.187.370	-8,74
COSTA RICA	2.503.763	2.622.898	4,76	1.594.677	2.082.354	30,58
HAITI	475.000	25.402	-94,65	618.215	9.907	-98,40
BARBADOS	248	34.716	13.898,39	405	27.203	6.616,79
ANTIGUA AND BARBUDA	2.667	137	-94,86	9.591	312	-96,75
ANGUILLA	237	0	-100,00	93	0	-100,00
ARUBA	55	16.994	30.798,18	1.455	14.209	876,56
BERMUDA	0	295	--	0	2.084	--
CAPE VERDE	0	18.549	--	0	15.293	--
CAYMAN ISLANDS	1	0	-100,00	4	0	-100,00
FALKLAND ISLANDS (MALVINAS)	1	0	-100,00	1	0	-100,00
FRENCH GUIANA	853	2.383	179,37	1.133	3.967	250,13
FRENCH POLYNESIA	281.484	555.133	97,22	255.935	556.045	117,26
GRENADA	0	16	--	0	120	--
MARTINIQUE	255	114.603	44.842,35	1.528	100.659	6.487,63
NETHERLANDS ANTILLES	1.069	72.013	6.636,48	4.033	57.277	1.320,21
GUADELOUPE	57.533	249.940	334,43	47.600	215.778	353,32
SAINT KITTS AND NEVIS	2.115	59	-97,21	3.536	946	-73,25
UNITED KINGDOM	14.667.564	23.491.360	60,16	14.673.710	23.108.160	57,48
NETHERLANDS	6.639.850	10.158.748	53,00	6.907.327	10.874.880	57,44
FRANCE	1.964.535	4.801.646	144,42	2.931.279	5.400.049	84,22
GERMANY, FED. REP. OF	2.338.838	2.310.814	-1,20	4.237.168	4.763.233	12,42
AUSTRIA	1.704.534	54.167	-96,82	1.134.899	75.750	-93,33
BELGIUM	17.740.061	29.240.282	64,83	15.498.712	27.236.834	75,74
SWITZERLAND	73.962	34.750	-53,02	497.227	300.513	-39,56
DENMARK	682.598	461.876	-32,34	1.334.843	1.128.570	-15,45
NORWAY	419.549	252.975	-39,70	564.093	411.433	-27,06

TABEL 5. PERKEMBANGAN EKSPOR INDONESIA MENURUT KOMODITI DAN NEGARA TUJUAN

JENIS BARANG	BERAT BERSIH (KG)		PERUB	NILAI FOB (US \$)		PERUB
	JAN-JUL 2006	JAN-JUL 2007	%	JAN-JUL 2006	JAN-JUL 2007	%
(1)	(2)	(3)	(4)	(5)	(6)	(7)
SWEDEN	506.226	1.473.324	191,04	1.072.210	1.745.069	62,75
FINLAND	345.792	880.720	154,70	698.976	1.744.321	149,55
IRELAND	1.175.443	708.211	-39,75	1.484.783	892.201	-39,91
ITALY	16.496.894	22.380.782	35,67	13.087.378	18.622.069	42,29
SPAIN	10.903.912	16.863.915	54,66	10.708.622	15.760.444	47,18
PORTUGAL	13.995	321.826	2.199,58	44.574	297.016	566,34
ICELAND	13.808	248	-98,20	13.602	2.940	-78,39
GREECE	7.919.659	23.873.189	201,44	6.357.041	19.856.346	212,35
LIECHTENSTEIN	185.823	0	-100,00	497.395	0	-100,00
DEMOCRATIC REPUBLIC OF THE CONG	1.101.468	1.698.507	54,20	971.317	1.545.810	59,15
HUNGARY	12.554	21.007	67,33	19.760	36.545	84,94
POLAND	185.498	1.787.141	863,43	329.777	1.359.549	312,26
ROMANIA	193.872	1.492.449	669,81	168.101	1.395.877	730,38
BULGARIA	95.359	112.919	18,41	114.484	93.905	-17,98
YUGOSLAVIA	1.402	0	-100,00	2.595	0	-100,00
ALBANIA	36.071	144.901	301,71	35.012	136.347	289,43
ARMENIA	0	24.570	--	0	14.742	--
AZERBAIJAN	730	0	-100,00	6.750	0	-100,00
KAZAKHSTAN	0	594.138	--	0	505.806	--
KYRGYZSTAN	87.320	0	-100,00	62.178	0	-100,00
TAJIKISTAN	0	249	--	0	1.630	--
UKRAINE	1.125.104	1.579.932	40,43	1.383.044	1.929.674	39,52
LITHUANIA	939.548	607.300	-35,36	992.926	744.892	-24,98
LATVIA	361.434	219.156	-39,36	370.575	252.770	-31,79
ESTONIA	23.095	2.331	-89,91	24.953	5.121	-79,48
GEORGIA	1.488.471	1.095.389	-26,41	1.038.916	882.920	-15,02
CROATIA	114.329	193.952	69,64	104.196	170.427	63,56
BOSNIA AND HERZEGOVINA	1.814	0	-100,00	1.300	0	-100,00
MALTA	343.438	575.123	67,46	296.122	509.466	72,05
SLOVAKIA	110	2.399	2.080,91	312	4.110	1.217,31
SLOVENIA	544.082	1.008.686	85,39	487.351	855.396	75,52
CZECH REPUBLIC	300	7.635	2.445,00	1.287	20.690	1.507,61
RUSSIA FEDERATION	2.551.248	4.127.215	61,77	2.794.252	4.421.370	58,23
-GLISEROL DAN LARUTAN ALKALI	9.575.803	11.688.794	22,07	3.092.829	2.876.624	-6,99
JAPAN	3.583.317	3.370.083	-5,95	1.050.394	765.864	-27,09
KOREA, REPUBLIC OF	258.630	0	-100,00	152.257	0	-100,00
TAIWAN	100.000	40.000	-60,00	59.130	15.585	-73,64
CHINA	3.170.820	3.555.670	12,14	562.747	526.034	-6,52
THAILAND	408	2	-99,51	1.300	2	-99,85
PHILIPPINES	597.698	220.250	-63,15	168.917	84.668	-49,88
MALAYSIA	20.000	2.380.000	11.800,00	12.132	476.000	3.823,51
INDIA	0	718.060	--	0	238.562	--
BANGLADESH	20.000	0	-100,00	12.560	0	-100,00
IRAN (ISLAMIC REPUBLIC OF)	0	162.550	--	0	22.757	--
SAUDI ARABIA	380.000	100.000	-73,68	224.800	60.000	-73,31
JORDAN	140.000	0	-100,00	80.500	0	-100,00
YEMEN	20.000	60.000	200,00	12.000	36.000	200,00
TURKEY	20.000	0	-100,00	11.586	0	-100,00
UNITED ARAB EMIRATES	80.000	0	-100,00	45.600	0	-100,00
EGYPT	100.000	20.000	-80,00	54.500	12.000	-77,98
SUDAN	560.000	600.000	7,14	334.400	360.000	7,66
KENYA	0	60.000	--	0	36.600	--
GHANA	60.000	20.000	-66,67	31.200	12.200	-60,90
NIGERIA	0	20.000	--	0	12.200	--
SOUTH AFRICA	40.000	42.180	5,45	25.420	8.436	-66,81
AUSTRALIA	40.000	80.000	100,00	25.771	48.000	86,26
NEW ZEALAND	20.000	0	-100,00	11.400	0	-100,00
UNITED STATES	208.780	0	-100,00	120.717	0	-100,00
CANADA	136.150	219.999	61,59	83.067	149.521	80,00
BRAZIL	20.000	20.000	0,00	12.431	12.195	-1,90
-MARGARIN DAN LEMAK LAINNYA	178.700.622	193.531.641	8,30	87.066.294	127.143.818	46,03
JAPAN	222.543	393.681	76,90	163.407	330.764	102,42
HONG KONG	9.321.437	3.646.291	-60,88	3.422.252	1.897.712	-44,55
KOREA, REPUBLIC OF	165.343	334.902	102,55	96.411	239.688	148,61
TAIWAN	372.511	489.740	31,47	190.539	353.677	85,62
CHINA	22.511.993	104.429.158	363,88	9.398.840	63.526.226	575,89
PAPUA NEW GUINEA	553.214	526.999	-4,74	327.423	418.458	27,80
THAILAND	41.900	115	-99,73	21.220	4	-99,98
SINGAPORE	250.851	364.510	45,31	134.477	257.274	91,31
PHILIPPINES	2.310.979	5.269.946	128,04	1.058.610	3.611.270	241,13
MALAYSIA	70.694	158.066	123,59	52.525	121.880	132,04
MYANMAR (FORM. BURMA)	333.975	394.294	18,06	165.993	329.041	98,23
CAMBODIA	43.200	61.512	42,39	19.116	37.432	95,82
VIET NAM	9.000.274	7.442.290	-17,31	3.681.224	4.685.179	27,27
MALDIVES	30.422	10.375	-65,90	19.722	9.088	-53,92
INDIA	732.937	327.620	-55,30	317.761	209.549	-34,05

TABEL 5. PERKEMBANGAN EKSPOR INDONESIA MENURUT KOMODITI DAN NEGARA TUJUAN

JENIS BARANG	BERAT BERSIH (KG)		PERUB	NILAI FOB (US \$)		PERUB
	JAN-JUL 2006	JAN-JUL 2007	%	JAN-JUL 2006	JAN-JUL 2007	%
(1)	(2)	(3)	(4)	(5)	(6)	(7)
BANGLADESH	0	42.750	--	0	27.915	--
SRI LANKA	9.279.047	9.579.781	3,24	4.079.651	5.748.656	40,91
IRAQ	58.090.569	0	-100,00	31.162.018	0	-100,00
IRAN (ISLAMIC REPUBLIC OF)	4.945	0	-100,00	4.900	0	-100,00
SAUDI ARABIA	1.850.574	2.967.963	60,38	867.796	2.031.881	134,14
KUWAIT	49.500	84.114	69,93	36.616	77.370	111,30
YEMEN	0	66	--	0	99	--
OMAN	40.100	40.200	0,25	17.684	25.447	43,90
SYRIA ARAB REPUBLIC	1.188.000	599.280	-49,56	546.066	411.491	-24,64
TURKEY	912.200	1.041.000	14,12	419.609	567.615	35,27
UNITED ARAB EMIRATES	220.710	338.859	53,53	105.934	222.411	109,95
QATAR	40.500	77.700	91,85	17.618	44.062	150,10
BAHRAIN	40.440	60.540	49,70	17.571	36.815	109,52
CYPRUS	19.500	20.100	3,08	8.327	11.055	32,76
EGYPT	1.051.200	2.220.000	111,19	493.422	1.474.894	198,91
ALGERIA	5.498.421	4.393.440	-20,10	2.525.663	2.725.549	7,91
SUDAN	573.458	533.120	-7,03	286.775	359.610	25,40
NAMIBIA	0	73.840	--	0	38.028	--
ETHIOPIA	322.520	381.600	18,32	145.958	271.539	86,04
TANZANIA, UNITED REPUBLIC OF	431.198	259.845	-39,74	200.657	171.894	-14,33
MOZAMBIQUE	1.313.832	856.500	-34,81	654.710	538.831	-17,70
EQUATORIAL GUINEA	15.840	57.411	262,44	9.504	53.758	465,64
TOGO	879.633	919.474	4,53	475.528	579.870	21,94
GHANA	4.438.639	5.528.658	24,56	2.226.418	4.010.336	80,13
LIBERIA	301.111	289.360	-3,90	165.628	194.284	17,30
GUINEA	50.214	164.937	228,47	28.606	149.910	424,05
ANGOLA	5.471.816	1.443.184	-73,63	2.774.119	857.359	-69,09
CONGO	395.805	892.685	125,54	204.538	583.627	185,34
CAMEROON	152.245	206.410	35,58	90.424	131.679	45,62
NIGERIA	1.369.192	7.891.720	476,38	668.424	4.977.614	644,68
SIERRA LEONE	187.645	134.628	-28,25	92.137	90.119	-2,19
GABON	48.544	49.337	1,63	28.510	34.711	21,75
COTE D'IVOIRE	160.000	36.400	-77,25	71.400	21.970	-69,23
SENEGAL	237	0	-100,00	4.808	0	-100,00
MAURITANIA	16	0	-100,00	10	0	-100,00
BENIN	6.134.045	6.017.864	-1,89	2.899.188	3.907.350	34,77
GAMBIA	65.112	20.250	-68,90	35.764	12.353	-65,46
DJIBOUTI	491.680	1.081.275	119,91	236.477	741.905	213,73
SAO TOME AND PRINCIPE	70.319	157.029	123,31	40.604	95.796	135,93
SOUTH AFRICA	2.555.250	2.140.861	-16,22	2.186.623	2.975.888	36,10
MALAWI	72.967	38.122	-47,75	39.558	21.222	-46,35
MAURITIUS	13.673	16.915	23,71	9.295	17.312	86,25
ZAIRE	53.184	0	-100,00	28.778	0	-100,00
AUSTRALIA	524.423	608.918	16,11	250.445	427.708	70,78
NEW ZEALAND	2.019.794	1.684.500	-16,60	1.160.453	1.217.493	4,92
MICRONESIA, FEDERATED STATES OF	5.475	0	-100,00	2.464	0	-100,00
VANUATU	1.802	4.506	150,06	1.473	6.604	348,34
FIJI	1	21.200	2.119.900,00	1	16.006	1.600.500,00
KIRIBATI	11.099	10.296	-7,23	8.918	9.953	11,61
SOLOMON ISLANDS	6.111	36.210	492,54	6.869	33.294	384,70
EAST TIMOR	29.276	0	-100,00	20.084	0	-100,00
UNITED STATES	74.299	8.277	-88,86	62.148	19.935	-67,92
CANADA	40.500	0	-100,00	20.655	0	-100,00
SURINAME	30.475	0	-100,00	28.700	0	-100,00
GUYANA	19.958	0	-100,00	8.762	0	-100,00
TRINIDAD AND TOBAGO	420.427	0	-100,00	209.530	0	-100,00
JAMAICA	1.548.802	989.820	-36,09	671.112	594.677	-11,39
COSTA RICA	100.105	0	-100,00	49.602	0	-100,00
UNITED KINGDOM	110	1	-99,09	320	2	-99,38
NETHERLANDS	1.515.840	0	-100,00	511.962	0	-100,00
GERMANY, FED. REP. OF	656.000	120.000	-81,71	295.290	86.400	-70,74
SPAIN	38.000	0	-100,00	18.240	0	-100,00
GREECE	21.029	197.000	836,80	10.498	134.905	1.185,05
DEMOCRATIC REPUBLIC OF THE CONG	473.480	1.184.588	150,19	247.023	757.394	206,61
HUNGARY	148.400	0	-100,00	64.320	0	-100,00
POLAND	133.500	0	-100,00	67.685	0	-100,00
ROMANIA	1.730.480	1.090.400	-36,99	779.081	844.719	8,43
BULGARIA	520.000	44.500	-91,44	228.800	33.608	-85,31
AZERBAIJAN	0	80.000	--	0	37.200	--
UKRAINE	1.719.392	2.711.425	57,70	1.038.649	4.948.766	376,46
LATVIA	0	110.085	--	0	129.800	--
ESTONIA	22.500	65.250	190,00	11.194	197.708	1.666,20
GEORGIA	18.809	22.000	16,97	11.224	14.850	32,31
SLOVENIA	130.000	245.000	88,46	57.600	139.325	141,88
CZECH REPUBLIC	60.750	0	-100,00	28.958	0	-100,00
RUSSIA FEDERATION	16.863.631	9.790.948	-41,94	8.217.398	7.224.004	-12,09
-SABUN MANDI DAN CUCI	277.278.097	284.602.784	2,64	197.176.856	229.413.018	16,35

TABEL 5. PERKEMBANGAN EKSPOR INDONESIA MENURUT KOMODITI DAN NEGARA TUJUAN

JENIS BARANG	BERAT BERSIH (KG)		PERUB	NILAI FOB (US \$)		PERUB
	JAN-JUL 2006	JAN-JUL 2007	%	JAN-JUL 2006	JAN-JUL 2007	%
(1)	(2)	(3)	(4)	(5)	(6)	(7)
JAPAN	6.908.418	7.525.456	8,93	6.497.576	6.916.785	6,45
HONG KONG	3.465.415	2.955.346	-14,72	2.512.763	2.912.104	15,89
KOREA, DEMOCRATIC PEOPLE'S REPL	0	61.440	--	0	66.054	--
KOREA, REPUBLIC OF	1.883.097	2.643.866	40,40	1.997.001	2.846.645	42,55
TAIWAN	3.829.718	3.593.081	-6,18	3.536.316	3.636.273	2,83
CHINA	22.712.472	18.970.670	-16,47	11.885.530	12.115.230	1,93
MONGOLIA	1.203.987	720.053	-40,19	598.256	526.730	-11,96
PAPUA NEW GUINEA	5.145.555	5.459.841	6,11	2.806.564	3.416.493	21,73
THAILAND	6.644.336	10.758.041	61,91	4.609.021	8.776.467	90,42
SINGAPORE	12.850.538	9.581.290	-25,44	13.072.553	10.285.974	-21,32
PHILIPPINES	7.875.574	7.153.656	-9,17	6.836.461	6.521.253	-4,61
MALAYSIA	31.538.865	37.395.745	18,57	24.551.247	30.942.063	26,03
MYANMAR (FORM. BURMA)	882.983	2.758.893	212,45	523.424	2.178.899	316,28
CAMBODIA	24.793	86.004	246,89	22.577	89.152	294,88
BRUNEI DARUSSALAM	328.395	486.073	48,01	503.159	499.006	-0,83
NEPAL	120.021	0	-100,00	127.887	0	-100,00
VIET NAM	2.955.642	3.139.804	6,23	3.145.071	3.848.017	22,35
MALDIVES	971.601	941.228	-3,13	888.492	940.816	5,89
INDIA	9.217.620	11.140.608	20,86	6.016.990	8.323.434	38,33
PAKISTAN	1.931.279	4.179.017	116,39	2.004.559	4.431.159	121,05
BANGLADESH	125.167	697.340	457,13	106.977	554.726	418,55
SRI LANKA	424.001	476.042	12,27	427.049	310.577	-27,27
AFGHANISTAN	23.374	74.899	220,44	37.131	87.524	135,72
IRAQ	4.188.928	324	-99,99	3.432.431	752	-99,98
IRAN (ISLAMIC REPUBLIC OF)	338.793	245.792	-27,45	363.851	252.176	-30,69
SAUDI ARABIA	1.012.624	1.502.207	48,35	1.060.242	1.555.289	46,69
KUWAIT	61.171	151.632	147,88	64.198	156.103	143,16
JORDAN	121.449	54.152	-55,41	112.786	52.162	-53,75
LEBANON	324.148	230.634	-28,85	278.113	249.428	-10,31
YEMEN	1.833.603	1.983.176	8,16	1.773.076	1.977.447	11,53
OMAN	600.000	535.619	-10,73	257.200	255.647	-0,60
SYRIA ARAB REPUBLIC	12.627	216.800	1.616,96	10.253	292.391	2.751,76
TURKEY	304.440	0	-100,00	162.752	0	-100,00
UNITED ARAB EMIRATES	6.551.838	10.419.637	59,03	5.099.923	9.782.256	91,81
QATAR	42	0	-100,00	651	0	-100,00
BAHRAIN	25.632	0	-100,00	25.634	0	-100,00
CYPRUS	50.787	40.414	-20,42	69.287	68.205	-1,56
EGYPT	6.651.322	2.931.090	-55,93	3.567.452	2.715.133	-23,89
LIBYAN ARAB JAMAHIRIYA	1.066.319	1.476.115	38,43	1.254.095	1.025.117	-18,26
MOROCCO	76	0	-100,00	181	0	-100,00
ALGERIA	5.261.160	3.996.369	-24,04	2.040.577	1.811.541	-11,22
SUDAN	733.490	644.261	-12,16	784.278	648.209	-17,35
ERITREA	132.000	220.000	66,67	84.480	169.488	100,63
NAMIBIA	502.348	974.535	94,00	472.247	1.009.300	113,72
ETHIOPIA	7.432.367	8.132.509	9,42	3.843.264	4.742.434	23,40
TANZANIA, UNITED REPUBLIC OF	1.744.124	821.799	-52,88	1.413.534	865.092	-38,80
MADAGASCAR	2.448.596	2.438.805	-0,40	1.716.543	1.667.465	-2,86
SOMALIA	357.550	325.000	-9,10	181.574	129.250	-28,82
KENYA	549.299	606.321	10,38	332.505	478.248	43,83
REUNION	96	0	-100,00	238	0	-100,00
MOZAMBIQUE	2.526.993	3.218.598	27,37	1.876.875	2.539.943	35,33
EQUATORIAL GUINEA	281.605	290.616	3,20	206.473	245.149	18,73
TOGO	3.421.483	2.765.282	-19,18	2.274.262	2.177.679	-4,25
GHANA	5.828.718	10.195.268	74,91	4.115.149	7.660.383	86,15
LIBERIA	1.510.989	961.000	-36,40	1.025.922	775.209	-24,44
GUINEA	613.643	2.104.432	242,94	450.803	1.470.256	226,14
ANGOLA	15.049.212	6.837.777	-54,56	9.324.464	6.200.434	-33,50
CONGO	4.054.640	2.632.358	-35,08	2.416.739	1.928.287	-20,21
CAMEROON	2.284.663	2.744.058	20,11	1.599.437	2.047.578	28,02
NIGERIA	16.331.299	15.819.968	-3,13	8.716.030	11.365.323	30,40
SIERRA LEONE	1.114.880	1.321.354	18,52	908.132	1.091.619	20,20
GABON	643.072	523.626	-18,57	444.623	414.340	-6,81
COTE D'IVOIRE	114.963	134.000	16,56	83.568	128.858	54,20
SENEGAL	1.085.010	544.359	-49,83	676.888	374.362	-44,69
MAURITANIA	1.752.658	1.719.104	-1,91	1.189.820	1.370.594	15,19
MALI	1.135.610	984.007	-13,35	805.778	675.326	-16,19
BENIN	9.726.581	10.525.697	8,22	8.109.824	9.656.414	19,07
BURKINA FASO	951.354	593.549	-37,61	769.364	614.851	-20,08
GUINEA BISSAU	278.518	274.502	-1,44	133.675	156.347	16,96
GAMBIA	95.564	137.366	43,74	76.579	136.933	78,81
SEYCHELLES	236.227	28.074	-88,12	151.922	43.345	-71,47
UGANDA	92.160	98.767	7,17	89.600	70.323	-21,51
CENTRAL AFRICAN REPUBLIC	159.092	115.063	-27,68	120.483	93.354	-22,52
NIGER	149.820	143.872	-3,97	108.371	96.456	-10,99
CHAD	12.837	5.071	-60,50	11.620	7.186	-38,16
DJIBOUTI	8.990.370	10.681.493	18,81	5.028.737	6.961.801	38,44
SAO TOME AND PRINCIPE	130.790	45.769	-65,01	82.409	43.155	-47,63
SOUTH AFRICA	1.379.129	1.632.928	18,40	863.541	1.226.283	42,01

TABEL 5. PERKEMBANGAN EKSPOR INDONESIA MENURUT KOMODITI DAN NEGARA TUJUAN

JENIS BARANG	BERAT BERSIH (KG)		PERUB	NILAI FOB (US \$)		PERUB
	JAN-JUL 2006	JAN-JUL 2007	%	JAN-JUL 2006	JAN-JUL 2007	%
(1)	(2)	(3)	(4)	(5)	(6)	(7)
ZIMBABWE	53.746	29.791	-44,57	50.605	28.845	-43,00
ZAMBIA	0	94.755	--	0	63.762	--
MALAWI	6.023.258	6.192.492	2,81	2.151.879	2.337.786	8,64
COMOROS	121.655	66.809	-45,08	104.383	66.355	-36,43
BURUNDI	0	11.808	--	0	13.325	--
MAURITIUS	1.314.828	2.052.904	56,13	684.013	1.189.127	73,85
RWANDA	74.111	123.840	67,10	72.043	134.805	87,12
ZAIRE	113.169	0	-100,00	103.936	0	-100,00
AUSTRALIA	3.411.673	4.865.935	42,63	3.611.962	5.209.011	44,22
NEW ZEALAND	482.570	148.655	-69,20	577.322	261.074	-54,78
MICRONESIA, FEDERATED STATES OF	97.328	129.236	32,78	72.670	94.199	29,63
GUAM	34	643	1.791,18	395	3.240	720,25
PALAU	3.085	0	-100,00	2.648	0	-100,00
NEW CALEDONIA	61	8.083	13.150,82	162	11.632	7.080,25
NORTHERN MARIANA ISLANDS	22.326	0	-100,00	25.204	0	-100,00
SAINT VINCENT AND THE GRENADINES	0	8.237	--	0	8.435	--
VANUATU	173.685	219.799	26,55	119.676	175.208	46,40
WALLIS AND FUTUNA ISLANDS	0	1.680	--	0	4.039	--
AMERICAN SAMOA	694	4.392	532,85	714	6.230	772,55
COOK ISLANDS	60.264	30.471	-49,44	46.035	25.179	-45,30
FIJI	3.362.497	3.074.897	-8,55	1.878.410	2.041.369	8,68
KIRIBATI	289.660	96.652	-66,63	217.124	77.861	-64,14
MARSHALL ISLANDS	0	14.599	--	0	10.317	--
SAMOA	535.445	610.453	14,01	419.421	516.495	23,14
SOLOMON ISLANDS	234.648	471.509	100,94	246.947	418.033	69,28
TONGA	59.886	72.385	20,87	69.045	85.949	24,48
TUVALU	9.295	27.614	197,08	7.544	22.614	199,76
EAST TIMOR	225.637	31.029	-86,25	206.138	35.211	-82,92
UNITED STATES	1.002.747	1.371.311	36,76	911.733	1.376.556	50,98
CANADA	372.179	46.861	-87,41	321.959	79.915	-75,18
MEXICO	45.000	29.999	-33,34	82.027	54.623	-33,41
GUATEMALA	137.535	99.053	-27,98	125.705	102.071	-18,80
HONDURAS	0	55.447	--	0	45.138	--
PANAMA	1.203.831	1.429.199	18,72	1.070.648	1.320.160	23,30
SURINAME	164.594	166.565	1,20	188.930	205.074	8,54
CHILE	337.385	441.428	30,84	253.036	362.277	43,17
VENEZUELA	25.229	0	-100,00	21.900	0	-100,00
ARGENTINA	245	641.149	261.593,47	929	278.816	29.912,49
BRAZIL	566	51.017	8.913,60	233	56.219	24.028,33
COLOMBIA	210.077	121.312	-42,25	181.716	108.353	-40,37
BOLIVIA	747.594	709.650	-5,08	628.562	639.086	1,67
PERU	14.670	25.920	76,69	13.076	25.200	92,72
GUYANA	0	107.309	--	0	146.340	--
TRINIDAD AND TOBAGO	149.741	109.946	-26,58	142.494	111.167	-21,98
JAMAICA	480.000	380.525	-20,72	210.300	172.785	-17,84
BELIZE	251	4.029	1.505,18	1.250	9.783	682,64
DOMINICAN REPUBLIC	104.054	115.296	10,80	98.127	111.595	13,73
EL SALVADOR	24.768	49.536	100,00	24.080	52.890	119,64
COSTA RICA	25.229	92.865	268,09	21.900	88.780	305,39
HAITI	2.209.920	2.625.484	18,80	2.159.184	2.575.705	19,29
BARBADOS	11.165	16.772	50,22	15.213	23.924	57,26
BERMUDA	0	7	--	0	66	--
CAPE VERDE	24.109	85.091	252,94	25.441	65.692	158,21
DOMINICA	0	24.606	--	0	24.635	--
FRENCH POLYNESIA	2.062	69.660	3.278,27	3.137	47.763	1.422,57
MARTINIQUE	40	19	-52,50	302	110	-63,58
NETHERLANDS ANTILLES	27.312	187.627	586,98	27.033	156.173	477,71
GUADELOUPE	16	0	-100,00	83	0	-100,00
UNITED KINGDOM	432.458	431.432	-0,24	448.163	629.359	40,43
NETHERLANDS	427.208	511.064	19,63	598.404	644.471	7,70
FRANCE	459.490	253.204	-44,89	279.223	217.238	-22,20
GERMANY, FED. REP. OF	95.017	114.056	20,04	89.940	111.590	24,07
BELGIUM	410.627	323.495	-21,22	443.456	269.921	-39,13
SWITZERLAND	319	943	195,61	1.595	1.894	18,75
DENMARK	0	10	--	0	40	--
NORWAY	0	455	--	0	2.370	--
SWEDEN	0	13.868	--	0	13.351	--
FINLAND	11.457	16.342	42,64	7.710	27.264	253,62
IRELAND	10	24	140,00	56	48	-14,29
ITALY	512.784	563.915	9,97	353.038	410.311	16,22
SPAIN	115.899	223.890	93,18	179.559	311.352	73,40
PORTUGAL	32.068	183.958	473,65	34.611	152.171	339,66
GREECE	149.064	107.247	-28,05	159.523	124.592	-21,90
DEMOCRATIC REPUBLIC OF THE CONG	2.828.553	3.288.265	16,25	2.421.826	2.362.686	-2,44
POLAND	381.285	1.592.103	317,56	186.960	979.186	423,74
ROMANIA	13.912	15.996	14,98	14.972	22.031	47,15
BULGARIA	99.010	57.352	-42,07	98.078	105.846	7,92
UKRAINE	3.717.324	2.960.000	-20,37	1.719.936	1.709.120	-0,63

TABEL 5. PERKEMBANGAN EKSPOR INDONESIA MENURUT KOMODITI DAN NEGARA TUJUAN

JENIS BARANG	BERAT BERSIH (KG)		PERUB	NILAI FOB (US \$)		PERUB
	JAN-JUL 2006	JAN-JUL 2007	%	JAN-JUL 2006	JAN-JUL 2007	%
(1)	(2)	(3)	(4)	(5)	(6)	(7)
LITHUANIA	56	194	246,43	373	1.259	237,53
LATVIA	0	70.310	--	0	102.560	--
MALTA	17.798	23.649	32,87	19.776	30.563	54,55
CZECH REPUBLIC	0	60.000	--	0	36.000	--
RUSSIA FEDERATION	264.324	521.119	97,15	153.326	366.496	139,03
-BAHAN CELUP ORGANIK SINTETIK	20.550.813	21.802.048	6,09	74.880.820	77.246.997	3,16
JAPAN	2.176.428	2.512.771	15,45	7.583.646	10.008.481	31,97
HONG KONG	1.412.076	1.561.021	10,55	4.578.882	6.373.427	39,19
KOREA, REPUBLIC OF	903.436	1.049.952	16,22	2.912.603	3.564.047	22,37
TAIWAN	1.483.318	1.054.201	-28,93	5.725.420	4.157.527	-27,38
CHINA	3.804.815	4.367.469	14,79	8.370.428	8.170.741	-2,39
THAILAND	345.429	291.016	-15,75	936.867	651.463	-30,46
SINGAPORE	3.687.702	3.419.589	-7,27	19.108.660	17.726.947	-7,23
PHILIPPINES	39.974	42.528	6,39	102.656	105.113	2,39
MALAYSIA	151.885	138.120	-9,06	477.187	439.739	-7,85
MYANMAR (FORM. BURMA)	480	0	-100,00	1.049	0	-100,00
CAMBODIA	64.939	0	-100,00	157.753	0	-100,00
VIET NAM	159.873	112.486	-29,64	552.817	538.636	-2,57
INDIA	33.822	968	-97,14	135.201	18.906	-86,02
PAKISTAN	91.318	135.240	48,10	225.915	371.125	64,28
BANGLADESH	606.441	446.819	-26,32	1.459.202	1.010.624	-30,74
SRI LANKA	27.949	36.219	29,59	170.618	193.324	13,31
IRAN (ISLAMIC REPUBLIC OF)	23.998	22.315	-7,01	49.500	63.423	28,13
SAUDI ARABIA	14.597	14.923	2,23	27.958	12.344	-55,85
JORDAN	0	39.009	--	0	136.742	--
YEMEN	0	300	--	0	10.326	--
TURKEY	423.594	862.920	103,71	1.740.551	3.720.848	113,77
UNITED ARAB EMIRATES	2.000	240	-88,00	7.344	1.920	-73,86
EGYPT	800	20.081	2.410,13	9.040	77.948	762,26
TANZANIA, UNITED REPUBLIC OF	18.601	32.179	73,00	27.782	77.395	178,58
KENYA	11	3.999	36.254,55	9	20.426	226.855,56
NIGERIA	43.484	99.538	128,91	142.430	80.000	-43,83
SOUTH AFRICA	12.160	4.920	-59,54	42.172	29.248	-30,65
MAURITIUS	0	50	--	0	188	--
AUSTRALIA	18.105	30.810	70,17	78.008	92.992	19,21
NEW ZEALAND	847	2.701	218,89	9.750	24.598	152,29
NEW CALEDONIA	40.000	0	-100,00	48.548	0	-100,00
FIJI	720	870	20,83	12.096	13.728	13,49
UNITED STATES	2.170.063	2.164.017	-0,28	5.024.974	4.395.624	-12,52
CANADA	290	3.629	1.151,38	1.979	24.819	1.154,12
MEXICO	237.833	170.202	-28,44	1.083.349	881.476	-18,63
HONDURAS	0	14.000	--	0	45.641	--
NICARAGUA	1.000	0	-100,00	6.620	0	-100,00
CHILE	5.498	4.498	-18,19	16.680	14.170	-15,05
ARGENTINA	27.994	9.994	-64,30	91.840	74.838	-18,51
BRAZIL	379.687	343.548	-9,52	2.121.509	1.695.410	-20,08
COLOMBIA	0	1.300	--	0	7.410	--
PERU	550	760	38,18	4.928	5.317	7,89
UNITED KINGDOM	67.623	86.445	27,83	337.377	440.347	30,52
NETHERLANDS	7.950	55.634	599,80	21.802	245.152	1.024,45
FRANCE	16	1.067	6.568,75	66	28.365	42.877,27
GERMANY, FED. REP. OF	1.328.862	1.160.131	-12,70	8.895.269	7.121.420	-19,94
BELGIUM	42.789	123.884	189,52	238.161	741.713	211,43
SWITZERLAND	48.593	71.794	47,75	236.408	373.492	57,99
SWEDEN	0	464.000	--	0	352.640	--
ITALY	157.635	149.965	-4,87	558.735	411.286	-26,39
SPAIN	391.930	596.588	52,22	1.284.566	2.398.482	86,72
POLAND	81.703	61.613	-24,59	217.252	235.662	8,47
ROMANIA	1.796	6.247	247,83	8.309	28.454	242,45
YUGOSLAVIA	1	0	-100,00	11	0	-100,00
LATVIA	10.198	0	-100,00	36.893	0	-100,00
RUSSIA FEDERATION	0	9.478	--	0	33.053	--
-PREPARAT PEMBASMI KUMAN, DLL	28.445.669	97.554.288	242,95	56.010.188	71.893.683	28,36
JAPAN	2.775.437	3.609.056	30,04	4.762.357	5.004.837	5,09
HONG KONG	54.288	52.266	-3,72	134.871	110.279	-18,23
KOREA, REPUBLIC OF	539.165	418.398	-22,40	990.570	789.195	-20,33
TAIWAN	959.916	632.838	-34,07	1.539.304	1.345.038	-12,62
CHINA	705.046	65.934.473	9.251,80	6.111.328	11.565.749	89,25
PAPUA NEW GUINEA	83.120	124.950	50,32	71.121	91.480	28,63
THAILAND	4.224.330	4.672.053	10,60	6.940.196	8.099.159	16,70
SINGAPORE	3.970.932	3.641.909	-8,29	5.028.790	8.584.929	70,72
PHILIPPINES	1.277.468	2.568.381	101,05	3.229.550	3.683.578	14,06
MALAYSIA	3.034.928	2.744.164	-9,58	7.268.955	5.532.704	-23,89
MYANMAR (FORM. BURMA)	61.441	245.763	300,00	38.102	156.681	311,21
BRUNEI DARUSSALAM	1.200	2.943	145,25	2.835	8.659	205,43
VIET NAM	834.056	626.554	-24,88	3.888.598	3.454.339	-11,17

TABEL 5. PERKEMBANGAN EKSPOR INDONESIA MENURUT KOMODITI DAN NEGARA TUJUAN

JENIS BARANG	BERAT BERSIH (KG)		PERUB %	NILAI FOB (US \$)		PERUB %
	JAN-JUL 2006	JAN-JUL 2007		JAN-JUL 2006	JAN-JUL 2007	
(1)	(2)	(3)	(4)	(5)	(6)	(7)
MALDIVES	31.952	47.442	48,48	47.802	80.948	69,34
INDIA	207.572	58.496	-71,82	152.621	47.439	-68,92
PAKISTAN	1.532.011	1.794.933	17,16	1.650.669	1.427.288	-13,53
BANGLADESH	380.942	449.420	17,98	675.837	798.032	18,08
SRI LANKA	36.287	53.389	47,13	115.182	128.284	11,38
SAUDI ARABIA	6.826	4.837	-29,14	99.720	57.328	-42,51
JORDAN	82	3.593	4.281,71	1.074	44.431	4.036,96
LEBANON	124.438	197.561	58,76	127.917	205.397	60,57
OMAN	597	0	-100,00	6.121	0	-100,00
TURKEY	2	0	-100,00	1	0	-100,00
UNITED ARAB EMIRATES	97.130	26.099	-73,13	69.911	37.776	-45,97
EGYPT	0	58.981	--	0	255.339	--
LIBYAN ARAB JAMAHIRIYA	0	93.532	--	0	105.540	--
ALGERIA	20.820	0	-100,00	22.069	0	-100,00
SUDAN	17.122	22.967	34,14	84.189	99.422	18,09
TANZANIA, UNITED REPUBLIC OF	49.854	136.624	174,05	51.678	106.417	105,92
MADAGASCAR	671.495	149.010	-77,81	458.109	115.798	-74,72
KENYA	238.397	149.366	-37,35	227.257	119.018	-47,63
REUNION	47.541	20.260	-57,38	28.910	13.536	-53,18
MOZAMBIQUE	63.360	0	-100,00	42.998	0	-100,00
EQUATORIAL GUINEA	4.130	4.273	3,46	11.381	5.452	-52,10
TOGO	152.076	99.473	-34,59	116.016	86.053	-25,83
GHANA	236.993	122.772	-48,20	169.408	103.102	-39,14
LIBERIA	0	21.600	--	0	15.696	--
GUINEA	21.600	22.558	4,44	11.344	19.667	73,37
CONGO	42.600	0	-100,00	27.936	0	-100,00
CAMEROON	20.690	0	-100,00	16.990	0	-100,00
NIGERIA	1.541	20.000	1.197,86	1.433	20.000	1.295,67
COTE D'IVOIRE	242.917	134.870	-44,48	223.647	122.190	-45,36
SENEGAL	12.856	0	-100,00	43.397	0	-100,00
BENIN	1.961	6.720	242,68	6.216	30.360	388,42
GAMBIA	3.448	25.771	647,42	6.886	69.233	905,42
UGANDA	43.200	151.200	250,00	27.936	97.776	250,00
NIGER	20.160	0	-100,00	12.816	0	-100,00
SOUTH AFRICA	347.222	329.436	-5,12	401.415	341.066	-15,03
ZIMBABWE	37.798	0	-100,00	23.195	0	-100,00
MALAWI	79.520	20.160	-74,65	48.556	13.680	-71,83
COMOROS	5.918	520	-91,21	10.264	1.751	-82,94
MAURITIUS	394.028	107.322	-72,76	403.286	138.142	-65,75
VIRGIN ISLANDS (BRITISH)	189	0	-100,00	2.924	0	-100,00
AUSTRALIA	358.895	127.441	-64,49	280.513	112.480	-59,90
NEW ZEALAND	12.888	11.125	-13,68	679.479	375.230	-44,78
MICRONESIA, FEDERATED STATES OF	3.750	0	-100,00	12.872	0	-100,00
GUAM	2.250	2.250	0,00	5.868	3.931	-33,01
NEW CALEDONIA	23.657	17.640	-25,43	53.368	27.328	-48,79
VANUATU	8.240	145	-98,24	7.891	380	-95,18
WALLIS AND FUTUNA ISLANDS	0	1.179	--	0	2.834	--
AMERICAN SAMOA	29.100	14.550	-50,00	56.572	21.737	-61,58
COOK ISLANDS	7.777	4.150	-46,64	7.474	3.700	-50,50
FIJI	116.704	192.039	64,55	102.452	176.265	72,05
KIRIBATI	0	2.048	--	0	1.420	--
SAMOA	168.608	129.188	-23,38	143.677	103.078	-28,26
SOLOMON ISLANDS	722	1.570	117,45	849	1.699	100,12
TONGA	19.596	13.922	-28,95	16.269	11.666	-28,29
TUVALU	525	0	-100,00	357	0	-100,00
EAST TIMOR	2.114	8	-99,62	968	20	-97,93
UNITED STATES	17.440	853.579	4.794,38	1.218.118	1.543.550	26,72
MEXICO	1.234.341	4.008.574	224,75	1.535.082	4.788.860	211,96
GUATEMALA	294.355	239.993	-18,47	270.085	204.361	-24,33
HONDURAS	908.766	181.174	-80,06	750.639	157.946	-78,96
NICARAGUA	188.092	118.355	-37,08	155.573	103.544	-33,44
PANAMA	20.250	0	-100,00	16.407	0	-100,00
CUBA	0	18.270	--	0	16.443	--
SURINAME	1.246	1.991	59,79	21.248	22.396	5,40
ARGENTINA	44.200	0	-100,00	29.622	0	-100,00
BRAZIL	1	750	74.900,00	1	300	29.900,00
PERU	8.595	7.707	-10,33	98.594	16.644	-83,12
TRINIDAD AND TOBAGO	36.269	45.122	24,41	34.803	37.260	7,06
JAMAICA	120.232	196.071	63,08	185.812	244.482	31,57
PUERTO RICO	36.164	0	-100,00	37.136	0	-100,00
BELIZE	90	98	8,89	1.199	1.480	23,44
DOMINICAN REPUBLIC	18.082	198.902	1.000,00	19.906	176.703	787,69
EL SALVADOR	240.691	149.480	-37,90	213.666	139.660	-34,64
COSTA RICA	36.147	14.936	-58,68	48.383	22.617	-53,25
HAITI	188.554	593.308	214,66	144.124	413.069	186,61
BARBADOS	36.164	27.123	-25,00	40.351	23.680	-41,31
FRENCH GUIANA	7.675	0	-100,00	19.216	0	-100,00
FRENCH POLYNESIA	43.019	67.098	55,97	47.896	52.162	8,91

TABEL 5. PERKEMBANGAN EKSPOR INDONESIA MENURUT KOMODITI DAN NEGARA TUJUAN

JENIS BARANG	BERAT BERSIH (KG)		PERUB %	NILAI FOB (US \$)		PERUB %
	JAN-JUL 2006	JAN-JUL 2007		JAN-JUL 2006	JAN-JUL 2007	
(1)	(2)	(3)	(4)	(5)	(6)	(7)
MARTINIQUE	7.980	0	-100,00	14.100	0	-100,00
NETHERLANDS ANTILLES	611	0	-100,00	1.506	0	-100,00
GUADELOUPE	0	8.030	--	0	11.188	--
UNITED KINGDOM	43	502	1.067,44	230	4.238	1.742,61
NETHERLANDS	91	24.259	26.558,24	446	25.456	5.607,62
FRANCE	490	49.117	9.923,88	518	82.974	15.918,15
GERMANY, FED. REP. OF	22.315	24.391	9,30	48.545	65.764	35,47
AUSTRIA	200	0	-100,00	100	0	-100,00
BELGIUM	0	1.418	--	0	10.223	--
SWITZERLAND	124	2.000	1.512,90	4.503	10.800	139,84
MONACO	0	49.320	--	0	70.495	--
DENMARK	21.672	0	-100,00	15.832	0	-100,00
NORWAY	27	0	-100,00	96	0	-100,00
SWEDEN	29	0	-100,00	120	0	-100,00
FINLAND	0	80.268	--	0	111.909	--
IRELAND	84	0	-100,00	40	0	-100,00
ITALY	186.069	360.596	93,80	3.986.575	9.407.696	135,98
SPAIN	7	350	4.900,00	20	2.520	12.500,00
GREECE	72.318	87.158	20,52	87.369	137.459	57,33
DEMOCRATIC REPUBLIC OF THE CONG	120.960	20.160	-83,33	79.776	13.248	-83,39
LATVIA	60.848	0	-100,00	80.254	0	-100,00
-DAMAR TIRUAN, BAHAN PLASTIK	720.135.187	685.403.478	-4,82	985.590.794	1.053.962.098	6,94
JAPAN	134.456.146	128.365.482	-4,53	207.962.741	219.413.839	5,51
HONG KONG	41.259.456	26.359.060	-36,11	30.715.276	33.675.902	9,64
KOREA, DEMOCRATIC PEOPLE'S REPL	12.870	0	-100,00	32.256	0	-100,00
KOREA, REPUBLIC OF	9.471.752	5.928.818	-37,41	14.063.956	12.162.350	-13,52
TAIWAN	11.090.578	9.011.860	-18,74	18.877.386	18.220.348	-3,48
CHINA	63.859.743	56.191.434	-12,01	56.940.748	50.958.306	-10,51
MACAU	26.266	48.364	84,13	6.235	19.904	219,23
PAPUA NEW GUINEA	586.729	860.144	46,60	1.324.054	1.374.470	3,81
THAILAND	10.023.229	11.662.051	16,35	27.592.592	30.212.624	9,50
SINGAPORE	47.648.736	44.743.570	-6,10	65.557.720	69.395.529	5,85
PHILIPPINES	13.833.133	14.008.582	1,27	30.447.709	30.297.986	-0,49
MALAYSIA	53.623.206	63.384.031	18,20	68.546.038	89.413.131	30,44
MYANMAR (FORM. BURMA)	2.799.999	2.390.099	-14,64	1.998.461	2.284.126	14,29
CAMBODIA	36.009	113.277	214,58	112.887	849.751	652,74
BRUNEI DARUSSALAM	221.562	318.000	43,53	361.770	348.142	-3,77
LAO PEOPLE'S DEMOCRATIC REPUBLI	0	383	--	0	275	--
NEPAL	123.135	141.137	14,62	208.940	218.770	4,70
VIET NAM	16.726.733	21.120.834	26,27	23.336.789	27.214.066	16,61
MALDIVES	85.565	140.539	64,25	154.160	382.532	148,14
INDIA	29.382.429	26.402.564	-10,14	27.387.530	29.285.514	6,93
PAKISTAN	3.286.880	2.440.343	-25,76	5.624.996	5.092.027	-9,48
BANGLADESH	16.719.138	15.359.019	-8,14	14.699.074	15.913.364	8,26
SRI LANKA	4.729.753	4.326.062	-8,54	5.281.539	6.290.782	19,11
IRAN (ISLAMIC REPUBLIC OF)	105.922	26.336	-75,14	333.210	59.404	-82,17
SAUDI ARABIA	3.702.459	2.273.642	-38,59	7.222.644	6.495.916	-10,06
KUWAIT	348.408	1.387.835	298,34	895.522	2.127.153	137,53
JORDAN	135.319	60.568	-55,24	239.534	122.013	-49,06
LEBANON	529.273	712.788	34,67	962.422	1.180.604	22,67
YEMEN	718.231	662.578	-7,75	1.209.233	1.020.340	-15,62
OMAN	216.548	156.899	-27,55	355.904	315.945	-11,23
SYRIA ARAB REPUBLIC	344.915	489.052	41,79	548.602	980.378	78,70
TURKEY	23.517.859	36.214.334	53,99	19.150.972	33.626.606	75,59
UNITED ARAB EMIRATES	10.045.986	4.712.176	-53,09	12.822.688	10.104.900	-21,20
QATAR	46.115	73.711	59,84	140.812	219.533	55,91
BAHRAIN	662.006	1.876.202	183,41	561.849	1.719.680	206,08
CYPRUS	23.353	36.687	57,10	56.380	109.183	93,66
EGYPT	5.176.647	4.620.143	-10,75	5.270.288	4.879.233	-7,42
LIBYAN ARAB JAMAHIRIYA	55.694	69.954	25,60	180.297	209.173	16,02
MOROCCO	97.225	232.238	138,87	108.615	893.042	722,21
TUNISIA	49.187	40.333	-18,00	104.787	105.346	0,53
ALGERIA	0	500.030	--	0	610.332	--
SUDAN	232.977	100.374	-56,92	570.485	265.196	-53,51
ERITREA	0	2.242	--	0	10.698	--
NAMIBIA	14.830	0	-100,00	33.982	0	-100,00
ETHIOPIA	154.948	172.204	11,14	180.689	245.822	36,05
TANZANIA, UNITED REPUBLIC OF	510.700	284.117	-44,37	727.635	577.922	-20,58
MADAGASCAR	130.921	227.452	73,73	193.275	352.794	82,53
SOMALIA	0	20.902	--	0	82.957	--
KENYA	75.589	158.085	109,14	260.800	311.908	19,60
REUNION	109.070	111.842	2,54	155.980	181.362	16,27
MOZAMBIQUE	42.307	17.312	-59,08	54.542	39.420	-27,73
TOGO	264.536	340.361	28,66	392.150	558.452	42,41
GHANA	2.030.997	493.607	-75,70	1.569.109	794.722	-49,35
LIBERIA	64.234	13.671	-78,72	66.388	12.314	-81,45
GUINEA	3.112.582	488.826	-84,30	3.596.032	600.766	-83,29

TABEL 5. PERKEMBANGAN EKSPOR INDONESIA MENURUT KOMODITI DAN NEGARA TUJUAN

JENIS BARANG	BERAT BERSIH (KG)		PERUB	NILAI FOB (US \$)		PERUB
	JAN-JUL 2006	JAN-JUL 2007	%	JAN-JUL 2006	JAN-JUL 2007	%
(1)	(2)	(3)	(4)	(5)	(6)	(7)
ANGOLA	6.174	82.945	1.243,46	11.490	111.684	872,01
CONGO	37.254	0	-100,00	49.050	0	-100,00
CAMEROON	376.147	242.015	-35,66	341.202	415.074	21,65
NIGERIA	6.055.128	3.352.689	-44,63	8.623.605	6.728.138	-21,98
GABON	18.068	155.421	760,20	11.057	265.967	2.305,42
COTE D'IVOIRE	34.659	464.794	1.241,05	89.932	641.847	613,70
SENEGAL	76.634	41.565	-45,76	160.350	139.636	-12,92
MAURITANIA	27.142	52.151	92,14	36.885	86.070	133,35
MALI	155.321	39.691	-74,45	107.712	37.428	-65,25
BENIN	106.152	84.416	-20,48	108.849	123.582	13,54
BURKINA FASO	51.378	33.106	-35,56	35.140	41.046	16,81
GUINEA BISSAU	119.700	0	-100,00	466.830	0	-100,00
GAMBIA	0	40.329	--	0	72.476	--
U.S. VIRGIN ISLANDS	25	47	88,00	464	154	-66,81
SEYCHELLES	7.056	4.298	-39,09	17.129	29.549	72,51
UGANDA	6.665	2.314	-65,28	5.249	6.182	17,77
CENTRAL AFRICAN REPUBLIC	5.110	12.068	136,16	7.322	8.761	19,65
DJIBOUTI	126.774	328.860	159,41	224.529	593.303	164,24
SAO TOME AND PRINCIPE	14.097	13.205	-6,33	22.510	24.782	10,09
SOUTH AFRICA	2.502.109	1.425.237	-43,04	3.486.139	2.665.508	-23,54
ZIMBABWE	9.993	17.549	75,61	12.252	17.014	38,87
ZAMBIA	42.000	13.738	-67,29	50.306	14.729	-70,72
MAURITIUS	2.106.004	2.395.284	13,74	2.566.052	3.216.449	25,35
RWANDA	1.710	0	-100,00	4.664	0	-100,00
ZAIRE	16.247	0	-100,00	21.970	0	-100,00
VIRGIN ISLANDS (BRITISH)	152	73	-51,97	1.102	956	-13,25
AUSTRALIA	44.444.547	43.307.086	-2,56	59.457.292	60.221.536	1,29
NEW ZEALAND	7.092.384	7.610.336	7,30	10.639.576	10.503.052	-1,28
MICRONESIA, FEDERATED STATES OF	8	0	-100,00	18	0	-100,00
GUAM	987	1.488	50,76	7.202	4.470	-37,93
PALAU	5	25	400,00	73	28	-61,64
NEW CALEDONIA	33.545	21.438	-36,09	46.243	56.791	22,81
NORTHERN MARIANA ISLANDS	18	0	-100,00	260	0	-100,00
SAINT VINCENT AND THE GRENADINES	699	1.276	82,55	351	2.475	605,13
VANUATU	1.159	7.407	539,09	1.453	20.421	1.305,44
WALLIS AND FUTUNA ISLANDS	1.014	128	-87,38	423	308	-27,19
AMERICAN SAMOA	699	0	-100,00	1.374	0	-100,00
COOK ISLANDS	31	4.414	14.138,71	350	9.167	2.519,14
FIJI	327.542	223.241	-31,84	976.845	636.872	-34,80
KIRIBATI	0	2.668	--	0	4.755	--
MARSHALL ISLANDS	139	935	572,66	340	1.342	294,71
SAMOA	33.351	29.685	-10,99	295.844	197.745	-33,16
SOLOMON ISLANDS	5.390	31.120	477,37	3.250	33.515	931,23
TONGA	0	116	--	0	145	--
TUVALU	0	1.196	--	0	2.852	--
CHRISTMAS ISLANDS	0	3.225	--	0	1.834	--
EAST TIMOR	1.467.107	45.640	-96,89	2.039.320	133.134	-93,47
UNITED STATES	87.792.525	88.309.424	0,59	144.754.739	148.595.480	2,65
CANADA	2.064.447	2.249.232	8,95	4.544.278	5.515.818	21,38
MEXICO	487.592	408.666	-16,19	1.396.206	1.443.526	3,39
GUATEMALA	127.516	103.181	-19,08	242.776	366.308	50,88
HONDURAS	27.606	18.695	-32,28	51.570	44.459	-13,79
NICARAGUA	105	0	-100,00	46	0	-100,00
PANAMA	109.166	126.182	15,59	152.381	295.036	93,62
SURINAME	17.816	18.221	2,27	108.036	54.150	-49,88
CHILE	140.430	18.988	-86,48	293.262	32.477	-88,93
VENEZUELA	15.800	36.260	129,49	82.531	195.839	137,29
ARGENTINA	1.541.822	490.979	-68,16	1.740.948	1.203.004	-30,90
BRAZIL	1.701.216	3.843.009	125,90	2.142.401	7.668.292	257,93
COLOMBIA	366.406	72.159	-80,31	880.545	874.965	-0,63
BOLIVIA	0	7.098	--	0	16.739	--
URUGUAY	35.278	312.056	784,56	62.575	473.315	656,40
PARAGUAY	10.552	1.337.599	12.576,26	30.535	1.727.645	5.557,92
ECUADOR	22.422	37.382	66,72	30.146	77.166	155,97
PERU	193.156	163.237	-15,49	611.193	423.954	-30,64
GUYANA	29.593	63.463	114,45	50.918	99.578	95,57
TRINIDAD AND TOBAGO	6.669	16.549	148,15	17.462	42.766	144,91
BAHAMAS	0	882	--	0	326	--
JAMAICA	0	28.913	--	0	51.431	--
PUERTO RICO	51.788	12.716	-75,45	86.191	19.552	-77,32
BELIZE	3.999	813	-79,67	24.717	6.948	-71,89
DOMINICAN REPUBLIC	23.997	17.971	-25,11	112.627	112.597	-0,03
EL SALVADOR	17.588	23.280	32,36	23.467	30.751	31,04
COSTA RICA	16.207	10.546	-34,93	40.949	33.791	-17,48
HAITI	24.189	0	-100,00	38.538	0	-100,00
BARBADOS	0	362	--	0	2.062	--
ANTIGUA AND BARBUDA	2.963	0	-100,00	21.034	0	-100,00
ANGUILLA	0	136	--	0	387	--

TABEL 5. PERKEMBANGAN EKSPOR INDONESIA MENURUT KOMODITI DAN NEGARA TUJUAN

JENIS BARANG	BERAT BERSIH (KG)		PERUB	NILAI FOB (US \$)		PERUB
	JAN-JUL 2006	JAN-JUL 2007	%	JAN-JUL 2006	JAN-JUL 2007	%
(1)	(2)	(3)	(4)	(5)	(6)	(7)
ARUBA	0	343	--	0	600	--
BERMUDA	705	910	29,08	4.796	7.357	53,40
CAYMAN ISLANDS	0	277	--	0	1.225	--
FALKLAND ISLANDS (MALVINAS)	0	27	--	0	36	--
FRENCH GUIANA	932	4.927	428,65	1.135	43.563	3.738,15
FRENCH POLYNESIA	5.408	14.806	173,78	30.166	25.105	-16,78
MARTINIQUE	3.839	594	-84,53	17.535	1.891	-89,22
NETHERLANDS ANTILLES	21.523	27.685	28,63	32.333	40.580	25,51
GUADELOUPE	2.938	3.343	13,78	10.814	7.772	-28,13
SAINT KITTS AND NEVIS	0	19	--	0	265	--
UNITED KINGDOM	17.541.511	6.827.862	-61,08	25.904.927	16.388.614	-36,74
NETHERLANDS	4.553.934	5.308.479	16,57	10.721.124	12.898.414	20,31
FRANCE	1.478.495	2.100.143	42,05	5.606.021	8.094.499	44,39
GERMANY, FED. REP. OF	1.635.921	2.195.933	34,23	4.210.642	6.310.060	49,86
AUSTRIA	38.622	6.519	-83,12	78.781	228.404	189,92
BELGIUM	1.992.266	3.320.088	66,65	3.365.498	5.971.457	77,43
SWITZERLAND	926.739	42.823	-95,38	1.190.110	200.669	-83,14
LUXEMBOURG	496	0	-100,00	360	0	-100,00
DENMARK	92.543	293.901	217,58	271.821	786.464	189,33
NORWAY	31.209	43.210	38,45	92.013	99.002	7,60
SWEDEN	122.188	147.160	20,44	430.501	450.597	4,67
FINLAND	210.647	356.162	69,08	372.469	716.961	92,49
IRELAND	635.056	946.392	49,02	1.198.224	1.542.836	28,76
ITALY	947.116	3.132.024	230,69	2.458.396	5.931.320	141,27
SPAIN	1.571.306	3.197.642	103,50	4.155.834	8.656.305	108,29
PORTUGAL	2.412.395	1.011.154	-58,09	2.692.852	1.592.637	-40,86
ICELAND	264.000	396.112	50,04	314.366	534.762	70,11
GREECE	919.242	2.173.806	136,48	2.260.964	4.273.554	89,01
DEMOCRATIC REPUBLIC OF THE CONG	96.068	10.826	-88,73	136.331	12.625	-90,74
HUNGARY	62.129	88.093	41,79	128.412	238.149	85,46
POLAND	261.674	1.383.828	428,84	819.463	2.615.600	219,18
ROMANIA	3.424.721	296.683	-91,34	4.008.549	483.612	-87,94
BULGARIA	7.252	50.108	590,95	18.270	131.191	618,07
YUGOSLAVIA	579	0	-100,00	1.267	0	-100,00
ARMENIA	21.528	26.718	24,11	55.195	86.635	56,96
AZERBAIJAN	132.000	0	-100,00	155.264	0	-100,00
TAJKISTAN	0	1.383	--	0	9.038	--
TURKMENISTAN	0	15.000	--	0	39.075	--
UKRAINE	2.726.411	2.728.918	0,09	3.659.015	3.911.546	6,90
LITHUANIA	35.118	121.636	246,36	51.784	210.594	306,68
LATVIA	33.336	18.038	-45,89	59.307	34.732	-41,44
ESTONIA	0	51.519	--	0	95.226	--
GEORGIA	44.022	0	-100,00	49.267	0	-100,00
CROATIA	10.343	19.325	86,84	23.944	41.034	71,37
BOSNIA AND HERZEGOVINA	5.664	22	-99,61	10.311	375	-96,36
MALTA	3.626	23.648	552,18	35.758	79.072	121,13
SLOVAKIA	5.817	4.983	-14,34	17.853	49.426	176,85
SLOVENIA	5.436	324.909	5.876,99	3.725	454.421	12.099,22
CZECH REPUBLIC	21.519	10.625	-50,63	88.808	53.078	-40,23
REP. OF MACEDONIA	982	0	-100,00	3.078	0	-100,00
RUSSIA FEDERATION	5.164.874	961.503	-81,38	4.173.753	2.295.729	-45,00
-BAHAN KERTAS	1.598.019.286	1.389.464.030	-13,05	603.455.997	567.471.788	-5,96
JAPAN	66.340.580	75.305.768	13,51	29.163.203	35.321.705	21,12
KOREA, REPUBLIC OF	350.000.058	282.181.801	-19,38	123.906.740	105.346.688	-14,98
TAIWAN	42.110.079	61.521.040	46,10	16.685.641	33.761.319	102,34
CHINA	809.555.984	608.797.494	-24,80	314.896.815	258.997.212	-17,75
THAILAND	3.186.997	3.075.747	-3,49	1.326.844	1.421.830	7,16
SINGAPORE	44.916	13.661	-69,59	7.535	119.071	1.480,24
PHILIPPINES	4.054.900	3.628.647	-10,51	1.460.254	1.239.258	-15,13
MALAYSIA	5.388.400	21	-100,00	2.374.913	25	-100,00
VIET NAM	25.190.719	6.436.805	-74,45	8.712.757	2.279.547	-73,84
INDIA	81.701.904	86.052.091	5,32	31.030.841	31.119.192	0,28
PAKISTAN	200.000	1.192.486	496,24	48.465	927.973	1.814,73
BANGLADESH	14.240.020	13.188.143	-7,39	5.199.598	5.200.878	0,02
IRAN (ISLAMIC REPUBLIC OF)	440.000	0	-100,00	129.182	0	-100,00
SAUDI ARABIA	4.500.000	2.701.887	-39,96	1.419.845	1.026.742	-27,69
KUWAIT	3.498.322	4.482.314	28,13	1.341.974	1.526.972	13,79
JORDAN	103.269	3.596.128	3.382,29	439.862	1.594.183	262,43
UNITED ARAB EMIRATES	6.546.815	12.473.840	90,53	2.723.552	5.072.123	86,23
EGYPT	0	1.428.849	--	0	631.136	--
ETHIOPIA	0	100.000	--	0	40.473	--
REUNION	595	347	-41,68	848	436	-48,58
DJIBOUTI	1.140.000	0	-100,00	405.113	0	-100,00
SOUTH AFRICA	0	431	--	0	475	--
AUSTRALIA	369	99.777	26.939,84	151	33.237	21.911,26
NEW ZEALAND	0	987.848	--	0	325.990	--
AMERICAN SAMOA	0	1	--	0	1	--

TABEL 5. PERKEMBANGAN EKSPOR INDONESIA MENURUT KOMODITI DAN NEGARA TUJUAN

JENIS BARANG	BERAT BERSIH (KG)		PERUB	NILAI FOB (US \$)		PERUB
	JAN-JUL 2006	JAN-JUL 2007	%	JAN-JUL 2006	JAN-JUL 2007	%
(1)	(2)	(3)	(4)	(5)	(6)	(7)
UNITED STATES	18.000.595	35.859.516	99,21	6.426.486	11.833.641	84,14
CANADA	98	1	-98,98	199	1	-99,50
ARGENTINA	500.000	0	-100,00	149.570	0	-100,00
URUGUAY	134	0	-100,00	72	0	-100,00
UNITED KINGDOM	185	0	-100,00	2.469	0	-100,00
NETHERLANDS	21.915.989	41.802.070	90,74	8.190.888	15.701.844	91,70
FRANCE	54.371.006	37.404.087	-31,21	19.636.196	14.782.565	-24,72
BELGIUM	0	195	--	0	30	--
SWITZERLAND	999.997	0	-100,00	352.791	0	-100,00
FINLAND	0	19.920	--	0	7.629	--
ITALY	81.498.789	107.113.080	31,43	26.541.209	39.159.434	47,54
SPAIN	0	13	--	0	143	--
BULGARIA	2.488.566	0	-100,00	881.984	0	-100,00
RUSSIA FEDERATION	0	22	--	0	35	--
-ALAS KAKI (KULIT, KARET DAN KANV	68.467.149	69.361.991	1,31	978.715.176	981.943.602	0,33
JAPAN	4.968.906	4.172.331	-16,03	61.328.944	48.339.273	-21,18
HONG KONG	506.716	726.911	43,46	6.820.654	9.873.194	44,75
KOREA, DEMOCRATIC PEOPLE'S REPL	290	49	-83,10	1.243	843	-32,18
KOREA, REPUBLIC OF	1.263.507	1.225.328	-3,02	15.392.174	14.960.261	-2,81
TAIWAN	841.093	1.222.399	45,33	6.843.100	7.303.702	6,73
CHINA	642.912	1.164.706	81,16	10.091.413	17.888.834	77,27
MACAU	0	1	--	0	3	--
PAPUA NEW GUINEA	39.076	125.556	221,31	360.669	519.081	43,92
THAILAND	402.163	372.269	-7,43	5.766.552	5.800.299	0,59
SINGAPORE	2.410.311	2.795.371	15,98	29.166.264	29.761.357	2,04
PHILIPPINES	377.664	249.744	-33,87	2.810.238	2.596.068	-7,62
MALAYSIA	734.864	660.458	-10,13	7.261.338	8.478.815	16,77
MYANMAR (FORM. BURMA)	5.568	0	-100,00	18.145	0	-100,00
CAMBODIA	0	1.026	--	0	4.798	--
BRUNEI DARUSSALAM	39.394	33.987	-13,73	202.424	207.554	2,53
NEPAL	1.273	1.030	-19,09	13.217	21.269	60,92
VIET NAM	127.913	141.602	10,70	1.133.101	1.141.992	0,78
MALDIVES	201.492	184.765	-8,30	271.719	272.448	0,27
INDIA	144.018	111.893	-22,31	2.121.874	944.384	-55,49
PAKISTAN	4.127	8.588	108,09	44.469	31.654	-28,82
BANGLADESH	1.196	24.534	1.951,34	1.668	87.001	5.115,89
SRI LANKA	12.715	23.500	84,82	257.764	15.618	-93,94
AFGHANISTAN	0	493	--	0	4.303	--
IRAN (ISLAMIC REPUBLIC OF)	0	48	--	0	197	--
SAUDI ARABIA	111.930	112.941	0,90	289.823	436.499	50,61
KUWAIT	7.599	1.567	-79,38	41.448	31.290	-24,51
JORDAN	11.174	30.541	173,32	37.941	48.019	26,56
P. DEM.REP. OF YEMEN	1.823	0	-100,00	45.033	0	-100,00
LEBANON	4.332	22.262	413,90	76.298	226.181	196,44
YEMEN	50.916	35.204	-30,86	217.807	69.126	-68,26
OMAN	36	64	77,78	468	30	-93,59
SYRIA ARAB REPUBLIC	2.200	2.332	6,00	26.046	24.981	-4,09
TURKEY	367.928	463.296	25,92	5.210.645	6.175.288	18,51
UNITED ARAB EMIRATES	329.738	361.068	9,50	4.380.006	4.732.884	8,06
QATAR	2.420	0	-100,00	44.573	0	-100,00
BAHRAIN	645	13	-97,98	4.555	10	-99,78
CYPRUS	16.592	22.086	33,11	196.447	164.034	-16,50
EGYPT	27.385	33.155	21,07	339.067	706.132	108,26
MOROCCO	3.754	7.783	107,33	17.200	56.248	227,02
TUNISIA	0	1.727	--	0	24.972	--
ALGERIA	1.747	966	-44,71	4.540	15.021	230,86
SUDAN	22	6	-72,73	84	49	-41,67
ERITREA	0	174	--	0	833	--
TANZANIA, UNITED REPUBLIC OF	5.329	1.160	-78,23	5.263	11.470	117,94
MADAGASCAR	88.244	50.820	-42,41	119.084	55.504	-53,39
KENYA	16.839	31.127	84,85	34.085	53.731	57,64
REUNION	13.244	6.053	-54,30	77.888	37.457	-51,91
MOZAMBIQUE	22.883	17.347	-24,19	39.237	13.471	-65,67
TOGO	13.360	4.840	-63,77	23.800	7.800	-67,23
GHANA	3.740	7.000	87,17	3.000	11.868	295,60
LIBERIA	65.082	0	-100,00	66.750	0	-100,00
GUINEA	19.924	12.074	-39,40	32.988	11.730	-64,44
ANGOLA	19.275	0	-100,00	21.976	0	-100,00
CONGO	130.000	60.000	-53,85	208.687	106.366	-49,03
CAMEROON	4	1	-75,00	99	4	-95,96
GABON	2.330	682	-70,73	3.225	500	-84,50
COTE D'IVOIRE	0	639	--	0	896	--
SENEGAL	51.480	7.000	-86,40	53.700	12.362	-76,98
MAURITANIA	818	0	-100,00	4.272	0	-100,00
GAMBIA	0	156	--	0	293	--
U.S. VIRGIN ISLANDS	3	47	1.466,67	62	323	420,97
SEYCHELLES	12.838	2.037	-84,13	18.670	14.441	-22,65

TABEL 5. PERKEMBANGAN EKSPOR INDONESIA MENURUT KOMODITI DAN NEGARA TUJUAN

JENIS BARANG	BERAT BERSIH (KG)		PERUB	NILAI FOB (US \$)		PERUB	
	JAN-JUL 2006	JAN-JUL 2007	%	JAN-JUL 2006	JAN-JUL 2007	%	
(1)	(2)	(3)	(4)	(5)	(6)	(7)	
UGANDA		137	4		3	36	1.100,00
DJIBOUTI	2.659	200	-92,48	53.918	5.226	-90,31	
SAO TOME AND PRINCIPE	1.288	2.134	65,68	1.001	3.780	277,62	
SOUTH AFRICA	591.336	604.008	2,14	7.493.314	8.163.552	8,94	
ZIMBABWE	3.821	0	-100,00	18.550	0	-100,00	
COMOROS	5.696	7.767	36,36	13.451	34.872	159,25	
MAURITIUS	80.084	32.176	-59,82	128.192	90.945	-29,06	
VIRGIN ISLANDS (BRITISH)	908	0	-100,00	17.359	0	-100,00	
AUSTRALIA	772.968	1.037.854	34,27	11.346.684	15.064.302	32,76	
NEW ZEALAND	135.147	122.690	-9,22	1.869.421	1.792.143	-4,13	
MICRONESIA, FEDERATED STATES OF	48	0	-100,00	110	0	-100,00	
GUAM	40	302	655,00	1.342	570	-57,53	
PALAU	402	50	-87,56	4.168	56	-98,66	
NEW CALEDONIA	2.914	6.905	136,96	31.312	33.636	7,42	
NORTHERN MARIANA ISLANDS	0	2.010	--	0	19.495	--	
SAINT VINCENT AND THE GRENADINES	40	377	842,50	294	732	148,98	
VANUATU	1.051	927	-11,80	2.158	1.262	-41,52	
AMERICAN SAMOA	370	99	-73,24	5.172	1.136	-78,04	
COOK ISLANDS	113	1.899	1.580,53	1.708	2.627	53,81	
FIJI	7.773	10.723	37,95	55.728	59.576	6,90	
MARSHALL ISLANDS	0	4	--	0	174	--	
SAMOA	55	0	-100,00	71	0	-100,00	
SOLOMON ISLANDS	2.092	0	-100,00	15.752	0	-100,00	
TONGA	0	672	--	0	829	--	
EAST TIMOR	14.509	3.029	-79,12	35.568	31.687	-10,91	
UNITED STATES	18.509.627	15.938.167	-13,89	280.460.399	243.778.607	-13,08	
CANADA	838.025	638.085	-23,86	10.801.509	8.763.101	-18,87	
MEXICO	1.011.718	1.761.921	74,15	11.152.987	18.114.923	62,42	
GUATEMALA	0	14	--	0	195	--	
HONDURAS	7.672	14.429	88,07	46.341	100.703	117,31	
PANAMA	574.686	536.771	-6,60	8.333.180	7.698.902	-7,61	
CUBA	3.850	220	-94,29	28.742	945	-96,71	
SURINAME	964	3.771	291,18	3.408	12.984	280,99	
CHILE	333.309	282.273	-15,31	5.202.582	4.209.122	-19,10	
VENEZUELA	4.900	10.053	105,16	74.819	159.378	113,02	
ARGENTINA	370.104	243.686	-34,16	5.217.119	3.484.153	-33,22	
BRAZIL	174.396	396.899	127,58	2.331.672	5.709.327	144,86	
COLOMBIA	34.283	88.016	156,73	534.603	1.205.643	125,52	
URUGUAY	33.039	24.242	-26,63	545.412	408.615	-25,08	
PARAGUAY	6.526	18.391	181,81	81.662	211.132	158,54	
ECUADOR	62.804	50.176	-20,11	860.511	740.749	-13,92	
PERU	33.189	58.984	77,72	549.937	673.742	22,51	
BAHAMAS	48	0	-100,00	982	0	-100,00	
JAMAICA	0	111	--	0	3.306	--	
PUERTO RICO	1.639	2.210	34,84	32.368	12.620	-61,01	
BELIZE	0	2.150	--	0	5.855	--	
DOMINICAN REPUBLIC	4.430	1.074	-75,76	24.438	1.779	-92,72	
EL SALVADOR	396	11.802	2.880,30	1.511	49.880	3.201,13	
COSTA RICA	6.790	21.191	212,09	30.249	223.795	639,84	
BARBADOS	0	119	--	0	165	--	
ANTIGUA AND BARBUDA	38	1	-97,37	378	10	-97,35	
ARUBA	40	15	-62,50	294	764	159,86	
BERMUDA	671	142	-78,84	4.423	1.267	-71,35	
CAYMAN ISLANDS	0	120	--	0	10.272	--	
FALKLAND ISLANDS (MALVINAS)	0	151	--	0	198	--	
FRENCH GUIANA	42	0	-100,00	527	0	-100,00	
FRENCH POLYNESIA	2.440	10.886	346,15	10.084	34.697	244,08	
MARTINIQUE	897	102	-88,63	3.072	1.614	-47,46	
NETHERLANDS ANTILLES	3.393	1.104	-67,46	32.838	15.047	-54,18	
GUADELOUPE	2.533	513	-79,75	19.182	2.403	-87,47	
SAINT KITTS AND NEVIS	175	1	-99,43	251	16	-93,63	
UNITED KINGDOM	6.244.886	6.353.753	1,74	86.531.327	80.339.257	-7,16	
NETHERLANDS	4.950.987	4.072.796	-17,74	76.222.715	59.477.178	-21,97	
FRANCE	1.217.658	2.110.266	73,31	18.389.673	29.627.727	61,11	
GERMANY, FED. REP. OF	4.683.665	5.276.528	12,66	74.874.493	90.720.583	21,16	
AUSTRIA	82.720	42.810	-48,25	1.022.896	474.669	-53,60	
BELGIUM	4.408.955	5.561.090	26,13	74.189.426	84.756.797	14,24	
SWITZERLAND	108.250	97.181	-10,23	1.467.371	1.204.494	-17,91	
MONACO	7.285	4.724	-35,15	94.262	58.381	-38,07	
DENMARK	450.862	733.876	62,77	8.303.873	17.781.520	114,14	
NORWAY	142.992	111.339	-22,14	2.401.062	2.000.090	-16,70	
SWEDEN	625.725	99.984	-84,02	9.730.682	1.486.857	-84,72	
FINLAND	32.019	38.044	18,82	636.624	618.364	-2,87	
IRELAND	215.906	150.066	-30,49	1.929.286	2.290.519	18,72	
ITALY	4.133.450	4.908.462	18,75	54.136.151	70.430.585	30,10	
SPAIN	1.857.587	1.485.502	-20,03	22.722.073	18.515.732	-18,51	
PORTUGAL	199.526	239.490	20,03	5.897.014	6.966.793	18,14	
ICELAND	0	956	--	0	10.062	--	

TABEL 5. PERKEMBANGAN EKSPOR INDONESIA MENURUT KOMODITI DAN NEGARA TUJUAN

JENIS BARANG	BERAT BERSIH (KG)		PERUB	NILAI FOB (US \$)		PERUB
	JAN-JUL 2006	JAN-JUL 2007	%	JAN-JUL 2006	JAN-JUL 2007	%
(1)	(2)	(3)	(4)	(5)	(6)	(7)
GREECE	392.861	272.171	-30,72	5.196.451	3.872.711	-25,47
DEMOCRATIC REPUBLIC OF THE CONG	23	0	-100,00	328	0	-100,00
HUNGARY	15.112	28.844	90,87	159.879	275.185	72,12
POLAND	121.479	50.094	-58,76	1.711.647	586.129	-65,76
ROMANIA	2.492	1.410	-43,42	43.721	13.395	-69,36
BULGARIA	7.061	16.417	132,50	64.504	97.223	50,72
YUGOSLAVIA	7.426	19.642	164,50	70.199	307.725	338,36
UKRAINE	27.056	81.455	201,06	446.681	1.123.629	151,55
LITHUANIA	2.343	2.116	-9,69	72.217	54.498	-24,54
LATVIA	2.665	20.263	660,34	78.478	240.625	206,61
ESTONIA	682	148.991	21.746,19	10.156	3.789.527	37.213,18
CROATIA	14.331	41.919	192,51	210.069	402.433	91,57
MALTA	549	1.051	91,44	2.591	22.782	779,27
SLOVAKIA	450.218	413.670	-8,12	18.745.814	15.656.483	-16,48
SLOVENIA	46.073	48.009	4,20	561.314	619.318	10,33
CZECH REPUBLIC	19.921	49.380	147,88	285.814	687.339	140,48
RUSSIA FEDERATION	217.477	385.315	77,18	3.473.892	5.189.686	49,39
-PRODUK KERAMIK	355.716.157	290.444.264	-18,35	172.094.088	166.124.231	-3,47
JAPAN	5.524.208	5.709.867	3,36	15.786.214	14.742.231	-6,61
HONG KONG	832.854	452.875	-45,62	1.261.978	842.582	-33,23
KOREA, REPUBLIC OF	28.828.370	33.677.239	16,82	12.228.261	11.827.391	-3,28
TAIWAN	24.407.604	25.463.913	4,33	7.154.280	8.344.821	16,64
CHINA	536.696	588.312	9,62	919.505	1.159.153	26,06
MACAU	12.692	17.294	36,26	149.939	205.392	36,98
PAPUA NEW GUINEA	130.145	254.402	95,48	26.079	61.430	135,55
THAILAND	19.824.912	15.055.069	-24,06	5.343.465	5.039.659	-5,69
SINGAPORE	3.764.283	3.699.169	-1,73	2.788.726	2.671.760	-4,19
PHILIPPINES	5.912.425	5.877.900	-0,58	1.682.128	1.607.472	-4,44
MALAYSIA	30.927.342	25.740.108	-16,77	6.107.556	5.645.419	-7,57
MYANMAR (FORM. BURMA)	744.359	781.305	4,96	116.051	109.452	-5,69
CAMBODIA	994.115	1.018.076	2,41	220.066	255.223	15,98
BRUNEI DARUSSALAM	1.352.296	1.766.703	30,64	406.193	459.395	13,10
LAO PEOPLE'S DEMOCRATIC REPUBLI	175.335	245	-99,86	55.473	1.454	-97,38
NEPAL	0	41.740	--	0	12.882	--
VIET NAM	794.144	654.674	-17,56	221.760	316.782	42,85
MALDIVES	1.825.206	1.011.858	-44,56	465.503	458.193	-1,57
INDIA	920.045	1.159.502	26,03	1.273.226	1.708.400	34,18
PAKISTAN	6.621.917	10.033.948	51,53	1.197.530	1.854.204	54,84
BANGLADESH	275.481	225.800	-18,03	181.362	188.781	4,09
SRI LANKA	7.157.525	8.211.277	14,72	1.421.378	1.754.902	23,46
AFGHANISTAN	24.320	0	-100,00	21.615	0	-100,00
IRAN (ISLAMIC REPUBLIC OF)	15.722	18.010	14,55	59.594	6.352	-89,34
SAUDI ARABIA	15.731.789	11.317.034	-28,06	2.515.232	2.128.297	-15,38
ISRAEL	0	24.082	--	0	25.941	--
KUWAIT	1.256.804	1.286.376	2,35	313.921	260.489	-17,02
JORDAN	299.472	923.800	208,48	77.862	160.307	105,89
LEBANON	3.198	5.031	57,32	4.641	11.820	154,69
YEMEN	825.320	342.429	-58,51	203.046	77.681	-61,74
OMAN	1.690	48.612	2.776,45	17.681	89.085	403,85
SYRIA ARAB REPUBLIC	1.133	141	-87,56	14.567	1.129	-92,25
TURKEY	1.973.993	4.249.197	115,26	832.796	2.553.527	206,62
UNITED ARAB EMIRATES	2.504.841	3.744.047	49,47	1.942.877	2.049.755	5,50
QATAR	716.780	2.076.072	189,64	516.008	936.935	81,57
BAHRAIN	507.797	226.713	-55,35	184.897	84.686	-54,20
CYPRUS	93.098	97.308	4,52	47.885	48.123	0,50
EGYPT	626.369	376.609	-39,87	303.227	225.994	-25,47
MOROCCO	4.890	16.686	241,23	7.349	6.630	-9,78
TUNISIA	3.427	1.505	-56,08	4.640	4.002	-13,75
ALGERIA	0	513	--	0	1.423	--
SUDAN	213.398	0	-100,00	35.601	0	-100,00
NAMIBIA	649	0	-100,00	1.064	0	-100,00
ETHIOPIA	50	0	-100,00	390	0	-100,00
TANZANIA, UNITED REPUBLIC OF	343	136	-60,35	862	600	-30,39
MADAGASCAR	73.403	181	-99,75	14.223	171	-98,80
KENYA	26.208	74.150	182,93	4.583	12.807	179,45
REUNION	1.187.853	1.570.715	32,23	233.347	406.669	74,28
MOZAMBIQUE	42.122	5.863	-86,08	7.493	10.897	45,43
BOTSWANA	81.600	122.160	49,71	10.700	19.860	85,61
TOGO	0	26.816	--	0	4.275	--
GUINEA	265	0	-100,00	721	0	-100,00
ANGOLA	498.130	926.971	86,09	130.783	298.369	128,14
CONGO	0	154	--	0	100	--
CAMEROON	35.998	580	-98,39	6.050	900	-85,12
NIGERIA	270.192	24.443	-90,95	55.165	13.440	-75,64
GABON	5.265	48	-99,09	7.410	45	-99,39
COTE D'IVOIRE	20	23.409	116.945,00	19	11.823	62.126,32
SENEGAL	6.121	95.838	1.465,72	6.875	45.523	562,15

TABEL 5. PERKEMBANGAN EKSPOR INDONESIA MENURUT KOMODITI DAN NEGARA TUJUAN

JENIS BARANG	BERAT BERSIH (KG)		PERUB	NILAI FOB (US \$)		PERUB
	JAN-JUL 2006	JAN-JUL 2007	%	JAN-JUL 2006	JAN-JUL 2007	%
(1)	(2)	(3)	(4)	(5)	(6)	(7)
MAURITANIA	0	2.914	--	0	2.000	--
BENIN	12.172	1.771	-85,45	20.930	700	-96,66
U.S. VIRGIN ISLANDS	345	93	-73,04	1.183	303	-74,39
SEYCHELLES	110.848	3.259	-97,06	114.146	10.865	-90,48
UGANDA	183	570	211,48	4	977	24.325,00
SAO TOME AND PRINCIPE	2.318	1.012	-56,34	1.800	1.792	-0,44
SOUTH AFRICA	5.292.373	6.714.357	26,87	9.711.069	18.629.454	91,84
MAURITIUS	2.591.249	3.153.868	21,71	471.019	639.734	35,82
VIRGIN ISLANDS (BRITISH)	1	29	2.800,00	9	233	2.488,89
AUSTRALIA	24.003.491	23.309.277	-2,89	8.771.903	8.471.423	-3,43
NEW ZEALAND	1.659.704	1.514.811	-8,73	747.741	667.440	-10,74
GUAM	94.810	13.448	-85,82	32.941	16.239	-50,70
PALAU	75	32	-57,33	279	47	-83,15
NEW CALEDONIA	12.191	12.572	3,13	18.092	13.464	-25,58
NORTHERN MARIANA ISLANDS	2.633	2.856	8,47	4.561	4.307	-5,57
SAINT VINCENT AND THE GRENADINES	2.365	543	-77,04	2.158	773	-64,18
VANUATU	215.479	86.127	-60,03	76.668	40.801	-46,78
WALLIS AND FUTUNA ISLANDS	2.442	292	-88,04	2.712	564	-79,20
AMERICAN SAMOA	0	49.466	--	0	11.354	--
COOK ISLANDS	43.635	5.423	-87,57	11.023	9.840	-10,73
FIJI	461.440	240.531	-47,87	150.578	81.189	-46,08
MARSHALL ISLANDS	3.758	0	-100,00	708	0	-100,00
SAMOA	0	118.521	--	0	25.986	--
TONGA	19.202	13.870	-27,77	6.742	11.769	74,56
EAST TIMOR	528.539	160.243	-69,68	130.519	32.107	-75,40
UNITED STATES	104.141.051	41.152.527	-60,48	49.545.394	34.874.592	-29,61
CANADA	6.990.472	4.733.903	-32,28	3.948.188	3.098.588	-21,52
MEXICO	966.533	111.227	-88,49	1.616.036	308.971	-80,88
GUATEMALA	606.546	275.139	-54,64	124.347	66.797	-46,28
HONDURAS	161.210	10	-99,99	45.061	15	-99,97
NICARAGUA	129	229	77,52	56	172	207,14
PANAMA	601.433	334.900	-44,32	134.104	78.914	-41,15
CUBA	914	0	-100,00	390	0	-100,00
SURINAME	0	54	--	0	318	--
CHILE	708.172	432.411	-38,94	258.008	244.842	-5,10
VENEZUELA	10.106	868	-91,41	19.155	5.485	-71,37
ARGENTINA	66.131	75.721	14,50	50.247	74.691	48,65
BRAZIL	9.874	3.488	-64,67	13.194	6.149	-53,40
COLOMBIA	65.933	105.281	59,68	34.675	161.995	367,18
BOLIVIA	19	48.701	256.221,05	26	16.609	63.780,77
URUGUAY	26.020	1.177	-95,48	6.884	1.466	-78,70
ECUADOR	78.475	298	-99,62	23.504	200	-99,15
PERU	74.244	21.999	-70,37	43.273	22.655	-47,65
TRINIDAD AND TOBAGO	149.964	125.328	-16,43	39.364	29.993	-23,81
BAHAMAS	5.165	5.720	10,75	55.814	41.505	-25,64
JAMAICA	706.140	517.113	-26,77	152.502	139.910	-8,26
PUERTO RICO	864.024	615.844	-28,72	270.212	237.002	-12,29
BELIZE	2.078	0	-100,00	837	0	-100,00
DOMINICAN REPUBLIC	5.416	5.883	8,62	4.262	6.053	42,02
EL SALVADOR	1.533	0	-100,00	996	0	-100,00
COSTA RICA	28.391	4.720	-83,38	15.206	4.022	-73,55
HAITI	38	0	-100,00	26	0	-100,00
BARBADOS	6.586	4.325	-34,33	7.302	4.973	-31,90
ANTIGUA AND BARBUDA	106	15	-85,85	50	29	-42,00
ANGUILLA	0	846	--	0	2.440	--
ARUBA	82.903	160	-99,81	29.263	245	-99,16
BERMUDA	438	439	0,23	3.208	3.235	0,84
CAYMAN ISLANDS	1.436	64	-95,54	640	18	-97,19
FRENCH GUIANA	1.056	1.159	9,75	710	2.015	183,80
FRENCH POLYNESIA	452.183	180.351	-60,12	145.381	44.006	-69,73
GRENADA	73.845	22.697	-69,26	19.018	9.623	-49,40
MARTINIQUE	1.202	1.689	40,52	2.534	2.050	-19,10
NETHERLANDS ANTILLES	718	32.498	4.426,18	1.351	6.337	369,06
NORFOLK ISLANDS	509	0	-100,00	706	0	-100,00
SAINT LUCIA	24.370	0	-100,00	5.193	0	-100,00
TURKS AND CAICOS ISLANDS	4.469	0	-100,00	1.283	0	-100,00
GUADELOUPE	4.935	3.958	-19,80	7.713	7.850	1,78
SAINT KITTS AND NEVIS	222	0	-100,00	372	0	-100,00
UNITED KINGDOM	4.955.667	4.981.362	0,52	8.627.171	8.666.582	0,46
NETHERLANDS	1.319.175	1.566.914	18,78	952.257	1.242.692	30,50
FRANCE	1.547.522	1.348.790	-12,84	1.878.883	2.416.327	28,60
GERMANY, FED. REP. OF	715.766	414.015	-42,16	1.088.140	931.656	-14,38
AUSTRIA	4.472	5.758	28,76	15.011	11.643	-22,44
BELGIUM	2.467.168	4.720.280	91,32	2.518.524	2.340.423	-7,07
SWITZERLAND	192.858	205.913	6,77	495.347	353.331	-28,67
DENMARK	166.617	76.134	-54,31	116.993	68.606	-41,36
NORWAY	1.498.979	3.133.192	109,02	516.960	818.891	58,41
SWEDEN	974.696	1.088.104	11,64	370.898	611.309	64,82

TABEL 5. PERKEMBANGAN EKSPOR INDONESIA MENURUT KOMODITI DAN NEGARA TUJUAN

JENIS BARANG	BERAT BERSIH (KG)		PERUB	NILAI FOB (US \$)		PERUB
	JAN-JUL 2006	JAN-JUL 2007	%	JAN-JUL 2006	JAN-JUL 2007	%
(1)	(2)	(3)	(4)	(5)	(6)	(7)
FINLAND	180.027	119.359	-33,70	1.213.631	811.169	-33,16
IRELAND	258.081	312.870	21,23	421.639	429.416	1,84
ITALY	8.294.609	10.784.728	30,02	5.496.757	5.967.094	8,56
SPAIN	795.439	1.286.990	61,80	1.158.698	1.998.898	72,51
PORTUGAL	39.770	39.105	-1,67	56.507	32.201	-43,01
ICELAND	0	1.269	--	0	8.087	--
MONTserrat	17.280	0	-100,00	2.957	0	-100,00
GREECE	2.973.489	3.761.511	26,50	597.107	798.634	33,75
HUNGARY	51.830	10.810	-79,14	30.898	22.319	-27,77
POLAND	1.577.553	22.399	-98,58	387.919	17.271	-95,55
ROMANIA	38.017	3.444	-90,94	97.182	4.523	-95,35
BULGARIA	1.642	3.952	140,68	2.656	12.948	387,50
YUGOSLAVIA	88.108	1.827	-97,93	18.095	2.813	-84,45
KAZAKHSTAN	3	237	7.800,00	67	333	397,01
UKRAINE	3.847.098	1.069.381	-72,20	1.190.647	374.889	-68,51
LITHUANIA	203	23.498	11.475,37	931	4.552	388,94
LATVIA	11.165	0	-100,00	24.020	0	-100,00
ESTONIA	225.944	28.510	-87,38	51.738	9.990	-80,69
GEORGIA	47	1.250	2.559,57	226	9.300	4.015,04
CROATIA	1.619	78.625	4.756,39	4.163	92.034	2.110,76
MALTA	149.658	316.852	111,72	40.559	66.760	64,60
SLOVAKIA	200.404	8.330	-95,84	77.498	5.478	-92,93
SLOVENIA	9.492	512	-94,61	27.278	903	-96,69
CZECH REPUBLIC	14.426	74.876	419,04	41.563	165.101	297,23
RUSSIA FEDERATION	2.518.877	1.659.935	-34,10	1.078.101	886.299	-17,79
-EMAS BATANGAN	21.338	19.752	-7,43	352.504.613	403.706.399	14,53
JAPAN	2.350	544	-76,85	317.781	7.577	-97,62
HONG KONG	651	1.341	105,99	13.968.934	28.637.621	105,01
SINGAPORE	9.822	9.808	-0,14	189.270.229	209.494.844	10,69
MALAYSIA	1.947	473	-75,71	37.462.953	10.121.754	-72,98
AUSTRALIA	4.333	7.417	71,17	78.659.592	151.887.633	93,09
SWITZERLAND	2.235	169	-92,44	32.825.124	3.556.970	-89,16
-PESAWAT UDARA DAN BAGIANNYA	4.330.104	1.413.905	-67,35	201.038.457	89.951.332	-55,26
JAPAN	11.557	10.122	-12,42	2.901.737	2.325.259	-19,87
HONG KONG	48.845	4.330	-91,14	1.769.405	588.297	-66,75
KOREA, REPUBLIC OF	1.642	3.195	94,58	906.426	385.920	-57,42
TAIWAN	6	2.292	38.100,00	178	26.168	14.601,12
CHINA	162.276	8.369	-94,84	1.698.717	1.240.374	-26,98
PAPUA NEW GUINEA	3.028	206	-93,20	568.950	50.150	-91,19
THAILAND	386.442	232.585	-39,81	4.291.425	17.142.066	299,45
SINGAPORE	666.999	207.000	-68,97	80.405.455	9.309.378	-88,42
PHILIPPINES	689	592	-14,08	541.369	15.327	-97,17
MALAYSIA	413.620	81.045	-80,41	45.128.758	6.523.407	-85,54
CAMBODIA	0	101.019	--	0	1.534.200	--
BRUNEI DARUSSALAM	173	294	69,94	67.514	39.353	-41,71
VIET NAM	21.377	119	-99,44	502.650	150	-99,97
INDIA	7.650	6.855	-10,39	500.350	519.850	3,90
PAKISTAN	1.204	535	-55,56	1.628.492	1.264.123	-22,37
BANGLADESH	0	69	--	0	200	--
SRI LANKA	45	325	622,22	100	2.419	2.319,00
IRAN (ISLAMIC REPUBLIC OF)	874	33.307	3.710,87	30.000	1.100.025	3.566,75
SAUDI ARABIA	25	922	3.588,00	1	3.885	388.400,00
JORDAN	375	1.383	268,80	10.000	12.850	28,50
YEMEN	0	287	--	0	15.450	--
OMAN	0	10	--	0	9.358	--
TURKEY	480	169	-64,79	293.214	86.408	-70,53
UNITED ARAB EMIRATES	137.442	157.367	14,50	841.073	1.230.801	46,34
LIBYAN ARAB JAMAHIRIYA	150.000	0	-100,00	2.000.000	0	-100,00
MADAGASCAR	0	3.695	--	0	1.856	--
KENYA	254	2.648	942,52	29.860	93.275	212,37
REUNION	0	832	--	0	4.518	--
TOGO	0	288	--	0	400	--
GHANA	1.300	0	-100,00	100.000	0	-100,00
COTE D'IVOIRE	0	197	--	0	277	--
BENIN	172	0	-100,00	380	0	-100,00
CENTRAL AFRICAN REPUBLIC	0	42	--	0	2.000	--
SOUTH AFRICA	107.496	6.518	-93,94	1.528.680	125.379	-91,80
AUSTRALIA	216.827	16.915	-92,20	2.150.807	1.646.356	-23,45
NEW ZEALAND	5.740	3.576	-37,70	138.946	1.036.028	645,63
UNITED STATES	558.716	41.260	-92,62	14.589.000	4.130.425	-71,69
CANADA	237	634	167,51	56.643	15.365	-72,87
ARGENTINA	0	1.041	--	0	2.010	--
ECUADOR	0	1.460	--	0	50.000	--
FRENCH POLYNESIA	0	714	--	0	608	--
UNITED KINGDOM	1.232.789	288.228	-76,62	19.951.569	19.210.614	-3,71
NETHERLANDS	19.749	18.571	-5,96	977.921	555.962	-43,15

TABEL 5. PERKEMBANGAN EKSPOR INDONESIA MENURUT KOMODITI DAN NEGARA TUJUAN

JENIS BARANG	BERAT BERSIH (KG)		PERUB	NILAI FOB (US \$)		PERUB
	JAN-JUL 2006	JAN-JUL 2007	%	JAN-JUL 2006	JAN-JUL 2007	%
(1)	(2)	(3)	(4)	(5)	(6)	(7)
FRANCE	14.705	40.208	173,43	1.653.572	870.488	-47,36
GERMANY, FED. REP. OF	38.037	83.161	118,63	4.917.208	10.121.775	105,84
BELGIUM	4.525	27.809	514,56	533.900	1.898.344	255,56
SWITZERLAND	7.602	5.848	-23,07	161.146	305.841	89,79
LUXEMBOURG	28.000	0	-100,00	4.000.000	0	-100,00
DENMARK	642	1.232	91,90	48.146	75.417	56,64
NORWAY	4.620	3.750	-18,83	502.500	500.000	-0,50
SWEDEN	0	332	--	0	753	--
IRELAND	33.264	1.262	-96,21	606.346	113.050	-81,36
ITALY	714	1.467	105,46	67.291	107.087	59,14
SPAIN	4.045	5.485	35,60	2.034.681	3.247.914	59,63
POLAND	102	0	-100,00	770	0	-100,00
AZERBAIJAN	0	225	--	0	10.000	--
CROATIA	65	0	-100,00	100	0	-100,00
RUSSIA FEDERATION	35.754	4.110	-88,50	2.903.177	2.400.172	-17,33
-KAPAL LAUT DAN SEJENISNYA	156.183.899	552.941.337	254,03	194.911.044	423.464.060	117,26
JAPAN	56.864	638.000	1.021,98	108.334	3.184.455	2.839,48
HONG KONG	0	3.000	--	0	99.710	--
KOREA, REPUBLIC OF	26.549	20.243.853	76.150,91	31.355	6.068.800	19.255,13
CHINA	16.757.064	2.831	-99,98	2.520.934	8.870	-99,65
THAILAND	6.777.266	468.970	-93,08	6.597.275	4.351.474	-34,04
SINGAPORE	104.202.667	474.539.604	355,40	134.399.896	152.291.685	13,31
PHILIPPINES	650	184.000	28.207,69	130	8.211.880	6.316.730,77
MALAYSIA	5.010.349	15.520.354	209,77	3.957.111	11.630.554	193,92
BRUNEI DARUSSALAM	5.000	0	-100,00	1.057	0	-100,00
VIET NAM	343.160	0	-100,00	193.176	0	-100,00
MALDIVES	0	1.560	--	0	15.200	--
INDIA	398.660	676.453	69,68	1.316.779	7.019.800	433,10
PAKISTAN	314	0	-100,00	16.263	0	-100,00
SAUDI ARABIA	25.370	4.154.518	16.275,71	71.640	1.840.744	2.469,44
KUWAIT	984	912.747	92.658,84	29.700	959.979	3.132,25
UNITED ARAB EMIRATES	3.393.766	38.211	-98,87	13.051.493	519.447	-96,02
KENYA	8.997	0	-100,00	30.000	0	-100,00
UGANDA	0	7.533	--	0	18.000	--
MAURITIUS	5.301	0	-100,00	5.721	0	-100,00
AUSTRALIA	310.000	11.622.253	3.649,11	726.300	177.732.509	24.370,95
SOLOMON ISLANDS	15.257	0	-100,00	18.478	0	-100,00
UNITED STATES	68.172	150	-99,78	14.880	22.500	51,21
CANADA	236.000	2.050	-99,13	229.000	74.881	-67,30
URUGUAY	0	7.384	--	0	24.702	--
JAMAICA	0	822.000	--	0	8.250.000	--
UNITED KINGDOM	2.604	0	-100,00	65.789	0	-100,00
NETHERLANDS	569.000	7.366	-98,71	6.509.322	17.270	-99,73
FRANCE	2.012	34.500	1.614,71	28.633	21.600	-24,56
GERMANY, FED. REP. OF	17.030.079	17.030.000	0,00	24.700.510	24.700.000	0,00
DENMARK	440	0	-100,00	16.394	0	-100,00
FINLAND	424	0	-100,00	217	0	-100,00
ITALY	3.000	6.024.000	200.700,00	78.065	16.400.000	20.908,13
BULGARIA	931.000	0	-100,00	152.092	0	-100,00
RUSSIA FEDERATION	2.950	0	-100,00	40.500	0	-100,00
-PERLENGKAPAN OLAHRAGA DAN MA	17.919.771	16.868.930	-5,86	117.160.536	131.849.083	12,54
JAPAN	682.304	797.600	16,90	11.793.283	15.925.806	35,04
HONG KONG	245.002	256.608	4,74	1.495.597	1.913.069	27,91
KOREA, REPUBLIC OF	363.178	161.156	-55,63	814.572	990.416	21,59
TAIWAN	14.724	10.381	-29,50	71.218	46.086	-35,29
CHINA	406.157	528.127	30,03	3.191.681	4.089.282	28,12
PAPUA NEW GUINEA	1.903	2.759	44,98	9.071	5.653	-37,68
THAILAND	27.136	36.068	32,92	131.943	179.841	36,30
SINGAPORE	294.805	602.039	104,22	3.365.322	11.070.021	228,94
PHILIPPINES	121.192	61.105	-49,58	233.187	175.332	-24,81
MALAYSIA	252.990	284.100	12,30	1.048.463	1.594.289	52,06
CAMBODIA	62.590	0	-100,00	25.045	0	-100,00
BRUNEI DARUSSALAM	1.313	963	-26,66	27.731	3.583	-87,08
VIET NAM	2.625	18.175	592,38	9.761	183.655	1.781,52
MALDIVES	4.322	2.038	-52,85	5.960	12.015	101,59
INDIA	91.997	81.582	-11,32	634.264	630.778	-0,55
PAKISTAN	171.556	134.713	-21,48	486.005	229.513	-52,78
BANGLADESH	9.979	1.503	-84,94	5.276	7.517	42,48
SRI LANKA	110.623	79.556	-28,08	96.354	71.695	-25,59
IRAN (ISLAMIC REPUBLIC OF)	16.443	18.191	10,63	38.524	45.178	17,27
SAUDI ARABIA	301.455	293.948	-2,49	314.959	355.107	12,75
KUWAIT	5.395	2.215	-58,94	31.592	24.312	-23,04
JORDAN	51.302	35.271	-31,25	134.679	79.015	-41,33
LEBANON	19.024	33.291	74,99	41.692	50.710	21,63
YEMEN	78	84	7,69	118	228	93,22
SYRIA ARAB REPUBLIC	0	9.029	--	0	20.870	--

TABEL 5. PERKEMBANGAN EKSPOR INDONESIA MENURUT KOMODITI DAN NEGARA TUJUAN

JENIS BARANG	BERAT BERSIH (KG)		PERUB	NILAI FOB (US \$)		PERUB
	JAN-JUL 2006	JAN-JUL 2007	%	JAN-JUL 2006	JAN-JUL 2007	%
(1)	(2)	(3)	(4)	(5)	(6)	(7)
TURKEY	5.153	5.966	15,78	35.910	36.915	2,80
UNITED ARAB EMIRATES	101.155	109.912	8,66	599.937	671.181	11,88
QATAR	504	122	-75,79	10.125	1.840	-81,83
BAHRAIN	43	5.416	12.495,35	184	6.772	3.580,43
CYPRUS	3.176	238	-92,51	23.472	2.055	-91,24
EGYPT	4.606	21.913	375,75	29.426	169.210	475,04
MOROCCO	6.379	1.077	-83,12	51.128	5.600	-89,05
TUNISIA	436	0	-100,00	2.489	0	-100,00
ALGERIA	10.005	61.458	514,27	9.108	123.268	1.253,40
SUDAN	14.697	16.657	13,34	95.141	34.924	-63,29
KENYA	0	1.551	--	0	30.155	--
REUNION	3.759	0	-100,00	9.677	0	-100,00
MOZAMBIQUE	112	0	-100,00	1.440	0	-100,00
ANGOLA	1.501	1.740	15,92	1.506	2.213	46,95
CAMEROON	52	0	-100,00	1.042	0	-100,00
NIGERIA	6.066	0	-100,00	22.254	0	-100,00
BENIN	579	24.835	4.189,29	682	158.488	23.138,71
SEYCHELLES	471	0	-100,00	560	0	-100,00
UGANDA	535	0	-100,00	3.467	0	-100,00
NIGER	4.861	5.132	5,57	32.479	45.273	39,39
SOUTH AFRICA	50.338	41.806	-16,95	190.269	406.898	113,85
AUSTRALIA	364.436	371.411	1,91	1.872.649	2.453.549	31,02
NEW ZEALAND	92.718	53.191	-42,63	379.275	308.946	-18,54
GUAM	92	19.992	21.630,43	2.055	13.000	532,60
NEW CALEDONIA	0	465	--	0	588	--
FIJI	1.467	1.212	-17,38	671	4.645	592,25
TONGA	1.584	0	-100,00	5.293	0	-100,00
EAST TIMOR	3.075	56	-98,18	5.038	36	-99,29
UNITED STATES	4.993.385	4.410.650	-11,67	34.957.477	32.234.674	-7,79
CANADA	298.805	307.928	3,05	1.890.958	2.421.167	28,04
MEXICO	730.444	1.002.902	37,30	5.393.624	6.956.705	28,98
GUATEMALA	6.902	3.321	-51,88	57.700	27.984	-51,50
PANAMA	11.454	11.915	4,02	113.295	104.259	-7,98
SURINAME	0	66	--	0	385	--
CHILE	145.903	222.236	52,32	851.692	1.208.640	41,91
VENEZUELA	86.304	123.095	42,63	685.612	959.355	39,93
ARGENTINA	158.628	174.098	9,75	938.467	1.081.920	15,29
BRAZIL	373.199	878.550	135,41	2.574.463	5.539.014	115,15
COLOMBIA	42.744	41.267	-3,46	302.222	292.436	-3,24
BOLIVIA	699	877	25,46	3.514	3.276	-6,77
URUGUAY	5.683	627	-88,97	25.904	3.446	-86,70
ECUADOR	42.595	5.569	-86,93	132.369	51.180	-61,34
PERU	18.222	32.399	77,80	155.582	205.832	32,30
EL SALVADOR	15.049	0	-100,00	152.555	0	-100,00
COSTA RICA	1.513	2.763	82,62	12.893	24.966	93,64
UNITED KINGDOM	1.373.658	1.120.960	-18,40	7.428.117	7.069.816	-4,82
NETHERLANDS	634.713	507.379	-20,06	4.267.930	3.795.875	-11,06
FRANCE	979.345	797.274	-18,59	6.425.034	4.872.081	-24,17
GERMANY, FED. REP. OF	2.170.434	899.368	-58,56	11.001.147	8.334.936	-24,24
AUSTRIA	63.146	61.297	-2,93	502.422	431.879	-14,04
BELGIUM	127.950	291.581	127,89	978.496	1.886.585	92,80
SWITZERLAND	60.345	27.320	-54,73	292.231	223.625	-23,48
DENMARK	66.765	71.247	6,71	215.367	408.856	89,84
NORWAY	34.470	42.784	24,12	175.937	202.789	15,26
SWEDEN	242.662	151.531	-37,55	843.349	737.156	-12,59
FINLAND	31.073	68.702	121,10	112.127	420.729	275,23
IRELAND	16.561	21.337	28,84	61.955	173.712	180,38
ITALY	399.132	419.952	5,22	2.863.952	2.823.334	-1,42
SPAIN	53.161	105.227	97,94	482.418	915.484	89,77
PORTUGAL	878	0	-100,00	9.420	0	-100,00
ICELAND	0	2.376	--	0	25.746	--
GREECE	23.052	52.401	127,32	71.885	266.930	271,33
HUNGARY	36.532	35.458	-2,94	207.355	205.817	-0,74
POLAND	34.016	44.925	32,07	217.593	247.058	13,54
ROMANIA	19.008	0	-100,00	46.112	0	-100,00
YUGOSLAVIA	0	3.578	--	0	53.883	--
BELARUS	1.261	15.291	1.112,61	11.941	41.544	247,91
KAZAKHSTAN	0	2.870	--	0	28.712	--
UKRAINE	26.521	19.126	-27,88	242.264	209.016	-13,72
UZBEKISTAN	9.588	0	-100,00	27.358	0	-100,00
LITHUANIA	0	8.069	--	0	58.337	--
LATVIA	5.792	1.080	-81,35	61.721	11.260	-81,76
CROATIA	39.185	42.360	8,10	82.018	102.048	24,42
SLOVAKIA	11.707	1.120	-90,43	93.352	12.928	-86,15
SLOVENIA	8.021	9.231	15,09	19.368	26.769	38,21
CZECH REPUBLIC	276.080	335.828	21,64	1.991.238	2.413.952	21,23
RUSSIA FEDERATION	307.293	296.343	-3,56	2.788.528	2.553.460	-8,43

TABEL 5. PERKEMBANGAN EKSPOR INDONESIA MENURUT KOMODITI DAN NEGARA TUJUAN

JENIS BARANG	BERAT BERSIH (KG)		PERUB	NILAI FOB (US \$)		PERUB
	JAN-JUL 2006	JAN-JUL 2007	%	JAN-JUL 2006	JAN-JUL 2007	%
(1)	(2)	(3)	(4)	(5)	(6)	(7)
-PENA DAN PENSIL	6.330.586	7.202.481	13,77	40.285.360	46.264.367	14,84
JAPAN	208.617	311.818	49,47	2.387.778	3.277.857	37,28
HONG KONG	52.093	26.133	-49,83	446.234	264.250	-40,78
KOREA, REPUBLIC OF	23.725	24.612	3,74	235.283	238.335	1,30
TAIWAN	17.228	25.534	48,21	140.003	240.312	71,65
CHINA	46.686	52.918	13,35	375.287	536.580	42,98
PAPUA NEW GUINEA	1.318	85	-93,55	12.253	658	-94,63
THAILAND	119.568	68.980	-42,31	893.541	630.546	-29,43
SINGAPORE	78.750	104.718	32,98	505.600	838.742	65,89
PHILIPPINES	78.040	118.139	51,38	475.545	692.466	45,62
MALAYSIA	159.656	180.823	13,26	1.430.662	1.756.385	22,77
VIET NAM	3.674	2.109	-42,60	37.198	20.423	-45,10
MALDIVES	5.479	4.561	-16,75	26.551	4.283	-83,87
INDIA	5.175	7.612	47,09	69.531	62.853	-9,60
PAKISTAN	6.663	21.529	223,11	44.444	133.145	199,58
BANGLADESH	30.800	25.430	-17,44	279.263	243.347	-12,86
SRI LANKA	868	117	-86,52	2.204	425	-80,72
IRAN (ISLAMIC REPUBLIC OF)	188.841	123.516	-34,59	1.221.141	913.676	-25,18
SAUDI ARABIA	321.832	230.287	-28,44	2.588.276	2.038.205	-21,25
KUWAIT	9.831	11.174	13,66	113.380	116.456	2,71
JORDAN	612	717	17,16	3.499	7.031	100,94
LEBANON	22.438	24.200	7,85	161.866	179.066	10,63
YEMEN	0	14.949	--	0	12.512	--
OMAN	0	8.323	--	0	91.041	--
SYRIA ARAB REPUBLIC	8.886	21.265	139,31	41.035	135.183	229,43
TURKEY	88.130	95.869	8,78	481.462	476.279	-1,08
UNITED ARAB EMIRATES	62.381	83.949	34,57	555.565	747.593	34,56
QATAR	14.262	12.411	-12,98	155.569	137.967	-11,31
BAHRAIN	4.862	5.015	3,15	56.681	54.680	-3,53
CYPRUS	204	0	-100,00	1.442	0	-100,00
EGYPT	132.559	113.903	-14,07	727.844	848.504	16,58
MOROCCO	5.713	10.746	88,10	55.515	96.584	73,98
ETHIOPIA	256	0	-100,00	400	0	-100,00
MADAGASCAR	117	0	-100,00	45	0	-100,00
TOGO	0	19.503	--	0	11.957	--
COTE D'IVOIRE	101.950	46.897	-54,00	65.700	27.624	-57,95
BURKINA FASO	0	18.694	--	0	10.555	--
GAMBIA	0	139	--	0	261	--
SEYCHELLES	82	0	-100,00	98	0	-100,00
SOUTH AFRICA	1.247	39.922	3.101,44	19.178	130.705	581,54
AUSTRALIA	262.827	90.534	-65,55	1.645.706	635.121	-61,41
NEW ZEALAND	11.017	12.888	16,98	97.448	122.687	25,90
FIJI	0	308	--	0	2.115	--
EAST TIMOR	0	2	--	0	7	--
UNITED STATES	2.680.821	3.605.041	34,48	14.081.626	18.385.344	30,56
CANADA	28.453	17.014	-40,20	398.318	307.841	-22,71
MEXICO	228.853	400.070	74,82	1.400.784	2.668.669	90,51
CUBA	730	0	-100,00	576	0	-100,00
CHILE	495	0	-100,00	7.662	0	-100,00
VENEZUELA	48.354	0	-100,00	257.444	0	-100,00
ARGENTINA	2.279	3.944	73,06	27.581	48.852	77,12
BRAZIL	80	0	-100,00	10	0	-100,00
COLOMBIA	177.326	95.937	-45,90	934.578	584.511	-37,46
ECUADOR	5.500	13.120	138,55	31.036	84.663	172,79
JAMAICA	0	588	--	0	6.137	--
PUERTO RICO	0	8.024	--	0	56.391	--
UNITED KINGDOM	164.633	197.284	19,83	1.598.354	1.882.632	17,79
NETHERLANDS	422.094	320.186	-24,14	2.136.208	1.819.825	-14,81
FRANCE	99.528	69.627	-30,04	513.260	401.843	-21,71
GERMANY, FED. REP. OF	192.910	257.175	33,31	1.502.823	1.987.570	32,26
BELGIUM	1.323	1.387	4,84	9.864	11.420	15,77
DENMARK	9.083	7.600	-16,33	76.161	65.225	-14,36
NORWAY	17.432	9.960	-42,86	186.965	107.169	-42,68
SWEDEN	61.450	47.673	-22,42	623.828	481.807	-22,77
FINLAND	2.516	1.513	-39,86	29.924	19.212	-35,80
IRELAND	23.758	26.431	11,25	246.483	266.743	8,22
ITALY	44.066	55.606	26,19	452.353	518.040	14,52
SPAIN	20.003	44.576	122,85	202.348	300.425	48,47
PORTUGAL	0	1.220	--	0	4.097	--
ICELAND	1.070	0	-100,00	8.366	0	-100,00
DEMOCRATIC REPUBLIC OF THE CONG	0	117	--	0	1.040	--
HUNGARY	0	665	--	0	11.237	--
LATVIA	211	163	-22,75	5.635	2.879	-48,91
MALTA	0	814	--	0	8.240	--
CZECH REPUBLIC	21.231	56.411	165,70	199.946	496.121	148,13
RUSSIA FEDERATION	0	6	--	0	18	--
-BATU SEMI PERMATA	30.847	57.529	86,50	415.303	796.587	91,81

TABEL 5. PERKEMBANGAN EKSPOR INDONESIA MENURUT KOMODITI DAN NEGARA TUJUAN

JENIS BARANG	BERAT BERSIH (KG)		PERUB	NILAI FOB (US \$)		PERUB
	JAN-JUL 2006	JAN-JUL 2007	%	JAN-JUL 2006	JAN-JUL 2007	%
(1)	(2)	(3)	(4)	(5)	(6)	(7)
JAPAN	14	3.921	27.907,14	99.308	144.312	45,32
HONG KONG	731	1.920	162,65	132.776	344.072	159,14
TAIWAN	0	157	--	0	282	--
CHINA	16.598	0	-100,00	118.402	0	-100,00
THAILAND	3	4	33,33	3.335	16	-99,52
UNITED ARAB EMIRATES	0	20	--	0	422	--
CYPRUS	0	151	--	0	165	--
NIGERIA	0	3	--	0	337	--
MAURITIUS	0	30	--	0	14	--
AUSTRALIA	0	14	--	0	2.735	--
NEW ZEALAND	0	21	--	0	54	--
UNITED STATES	13.300	48.279	263,00	56.032	286.743	411,75
CANADA	0	2	--	0	45	--
MEXICO	0	407	--	0	1.150	--
COSTA RICA	0	43	--	0	37	--
SAINT KITTS AND NEVIS	0	29	--	0	404	--
UNITED KINGDOM	2	393	19.550,00	65	7.964	12.152,31
NETHERLANDS	0	31	--	0	229	--
FRANCE	0	103	--	0	312	--
GERMANY, FED. REP. OF	199	683	243,22	5.385	854	-84,14
AUSTRIA	0	174	--	0	942	--
BELGIUM	0	2	--	0	155	--
SWITZERLAND	0	1	--	0	1	--
NORWAY	0	2	--	0	78	--
SPAIN	0	542	--	0	2.306	--
GREECE	0	406	--	0	1.978	--
POLAND	0	191	--	0	980	--
-KOPER, TAS, DOMPET PLASTIK/TEKS	5.032.580	4.953.665	-1,57	26.687.463	27.145.208	1,72
JAPAN	433.832	460.344	6,11	2.976.595	3.034.498	1,95
HONG KONG	32.961	69.959	112,25	636.734	871.278	36,84
KOREA, REPUBLIC OF	1.160	49.354	4.154,66	6.040	118.691	1.865,08
TAIWAN	27.763	25.104	-9,58	52.091	57.881	11,12
CHINA	47.742	52.230	9,40	94.330	554.848	488,20
MACAU	0	1	--	0	1	--
PAPUA NEW GUINEA	5.067	2.475	-51,15	10.925	16.856	54,29
THAILAND	52.652	52.838	0,35	85.861	98.845	15,12
SINGAPORE	154.856	83.562	-46,04	551.683	1.080.775	95,91
PHILIPPINES	9.989	9.698	-2,91	83.016	73.976	-10,89
MALAYSIA	102.012	99.506	-2,46	262.444	235.503	-10,27
BRUNEI DARUSSALAM	2.030	614	-69,75	6.631	2.723	-58,94
VIET NAM	92	193	109,78	80	141	76,25
MALDIVES	6.151	7.404	20,37	12.666	34.538	172,68
INDIA	149.049	38.628	-74,08	495.725	169.871	-65,73
PAKISTAN	3.873	0	-100,00	18.760	0	-100,00
BANGLADESH	48.865	65.116	33,26	123.900	179.625	44,98
SRI LANKA	0	3.259	--	0	7.902	--
IRAN (ISLAMIC REPUBLIC OF)	2.931	0	-100,00	2.446	0	-100,00
SAUDI ARABIA	45.496	53.881	18,43	188.247	249.270	32,42
KUWAIT	0	279	--	0	60.381	--
LEBANON	11.673	1.690	-85,52	42.604	6.240	-85,35
SYRIA ARAB REPUBLIC	5.956	0	-100,00	14.838	0	-100,00
TURKEY	7.056	299	-95,76	21.434	687	-96,79
UNITED ARAB EMIRATES	245.757	265.064	7,86	1.050.639	1.279.906	21,82
QATAR	6.772	818	-87,92	13.919	6.035	-56,64
CYPRUS	66	6	-90,91	195	32	-83,59
EGYPT	11.808	15.704	32,99	70.565	43.207	-38,77
TUNISIA	0	36	--	0	222	--
ALGERIA	50	0	-100,00	346	0	-100,00
TANZANIA, UNITED REPUBLIC OF	0	556	--	0	2.461	--
MADAGASCAR	926	9	-99,03	732	6	-99,18
KENYA	1.056	801	-24,15	5.082	2.105	-58,58
REUNION	626	2.123	239,14	2.471	3.754	51,92
MOZAMBIQUE	264	964	265,15	1.218	4.161	241,63
GHANA	491	0	-100,00	1.180	0	-100,00
ANGOLA	1.880	0	-100,00	7.476	0	-100,00
NIGERIA	71	0	-100,00	888	0	-100,00
GABON	1.474	0	-100,00	1.680	0	-100,00
COTE D'IVOIRE	0	187	--	0	262	--
SENEGAL	0	1	--	0	1	--
U.S. VIRGIN ISLANDS	0	69	--	0	179	--
SEYCHELLES	6	52	766,67	868	577	-33,53
SOUTH AFRICA	26.916	29.263	8,72	50.590	65.839	30,14
MAURITIUS	159	448	181,76	787	536	-31,89
VIRGIN ISLANDS (BRITISH)	518	481	-7,14	2.417	2.354	-2,61
AUSTRALIA	42.167	56.136	33,13	246.940	340.896	38,05
NEW ZEALAND	4.346	12.709	192,43	28.048	40.881	45,75
MICRONESIA, FEDERATED STATES OF	97	0	-100,00	386	0	-100,00

TABEL 5. PERKEMBANGAN EKSPOR INDONESIA MENURUT KOMODITI DAN NEGARA TUJUAN

JENIS BARANG	BERAT BERSIH (KG)		PERUB	NILAI FOB (US \$)		PERUB
	JAN-JUL 2006	JAN-JUL 2007	%	JAN-JUL 2006	JAN-JUL 2007	%
(1)	(2)	(3)	(4)	(5)	(6)	(7)
GUAM	527	175	-66,79	9.462	3.917	-58,60
PALAU	0	107	--	0	481	--
NEW CALEDONIA	5.328	4.602	-13,63	8.159	21.537	163,97
NORTHERN MARIANA ISLANDS	503	0	-100,00	1.554	0	-100,00
SAINT VINCENT AND THE GRENADINES	0	412	--	0	800	--
VANUATU	4.931	5.465	10,83	6.253	7.558	20,87
COOK ISLANDS	461	1.162	152,06	3.213	4.607	43,39
FIJI	583	4.624	693,14	2.064	9.529	361,68
KIRIBATI	552	0	-100,00	760	0	-100,00
SOLOMON ISLANDS	864	0	-100,00	864	0	-100,00
TONGA	0	683	--	0	842	--
UNITED STATES	1.519.361	1.085.847	-28,53	7.284.472	7.081.443	-2,79
CANADA	18.741	53.061	183,13	128.871	182.391	41,53
MEXICO	53.006	34.252	-35,38	255.227	234.069	-8,29
GUATEMALA	0	49	--	0	680	--
NICARAGUA	0	320	--	0	240	--
PANAMA	12.790	52.052	306,97	31.164	100.166	221,42
CHILE	6.653	8.201	23,27	15.335	13.708	-10,61
VENEZUELA	49	0	-100,00	701	0	-100,00
ARGENTINA	15.263	20.256	32,71	36.665	39.241	7,03
BRAZIL	10.138	43.035	324,49	20.289	83.747	312,77
COLOMBIA	621	3	-99,52	2.382	50	-97,90
URUGUAY	4.726	5.146	8,89	8.394	10.048	19,70
PARAGUAY	0	7	--	0	25	--
ECUADOR	5.354	4.433	-17,20	11.268	8.587	-23,79
PERU	10	1.729	17.190,00	273	5.336	1.854,58
TRINIDAD AND TOBAGO	14	0	-100,00	396	0	-100,00
BAHAMAS	1.869	1.649	-11,77	5.668	3.323	-41,37
JAMAICA	0	372	--	0	3.148	--
PUERTO RICO	901	753	-16,43	11.864	5.932	-50,00
BELIZE	0	16	--	0	22	--
DOMINICAN REPUBLIC	0	214	--	0	450	--
EL SALVADOR	1	0	-100,00	15	0	-100,00
COSTA RICA	2.135	2.043	-4,31	6.256	5.344	-14,58
BARBADOS	12	1.988	16.466,67	550	2.607	374,00
ANTIGUA AND BARBUDA	119	0	-100,00	1.166	0	-100,00
ARUBA	0	66	--	0	116	--
BERMUDA	51	248	386,27	361	2.568	611,36
CAYMAN ISLANDS	0	6	--	0	373	--
FRENCH POLYNESIA	2.384	6.730	182,30	6.711	17.043	153,96
MARTINIQUE	409	432	5,62	2.291	2.548	11,22
NETHERLANDS ANTILLES	715	481	-32,73	5.060	4.807	-5,00
GUADELOUPE	588	283	-51,87	3.345	2.048	-38,77
SAINT KITTS AND NEVIS	0	12	--	0	177	--
UNITED KINGDOM	261.725	290.942	11,16	1.043.207	811.918	-22,17
NETHERLANDS	215.963	147.011	-31,93	3.193.815	2.707.635	-15,22
FRANCE	72.558	73.709	1,59	853.411	271.850	-68,15
GERMANY, FED. REP. OF	188.707	207.821	10,13	919.870	1.149.078	24,92
AUSTRIA	10.377	4.578	-55,88	48.972	37.319	-23,80
BELGIUM	568.773	864.950	52,07	2.453.953	2.217.223	-9,65
SWITZERLAND	5.686	10.404	82,98	24.578	50.184	104,18
DENMARK	2.916	29.232	902,47	4.163	29.312	604,11
NORWAY	4.463	2.650	-40,62	99.387	46.291	-53,42
SWEDEN	2.525	13.317	427,41	17.619	78.899	347,81
FINLAND	503	1.671	232,21	6.915	4.611	-33,32
IRELAND	13.532	8.367	-38,17	23.575	18.839	-20,09
ITALY	306.650	325.878	6,27	2.016.932	2.340.828	16,06
SPAIN	185.338	147.692	-20,31	842.061	768.157	-8,78
PORTUGAL	3.215	1.616	-49,74	6.823	7.091	3,93
GREECE	16.361	15.001	-8,31	54.386	60.612	11,45
DEMOCRATIC REPUBLIC OF THE CONG	0	952	--	0	8.420	--
HUNGARY	636	189	-70,28	2.467	2.590	4,99
POLAND	47	363	672,34	911	6.425	605,27
BULGARIA	3.682	0	-100,00	8.770	0	-100,00
YUGOSLAVIA	1	2.158	215.700,00	3	4.330	144.233,33
KAZAKHSTAN	10	0	-100,00	142	0	-100,00
UKRAINE	0	46	--	0	233	--
ESTONIA	515	0	-100,00	900	0	-100,00
CROATIA	472	279	-40,89	1.120	1.518	35,54
BOSNIA AND HERZEGOVINA	0	5	--	0	80	--
MALTA	11	0	-100,00	88	0	-100,00
SLOVAKIA	115	1.381	1.100,87	469	8.484	1.708,96
SLOVENIA	230	500	117,39	440	2.598	490,45
CZECH REPUBLIC	100	1	-99,00	1.326	8	-99,40
RUSSIA FEDERATION	1.154	177	-84,66	16.630	3.223	-80,62
-BARANG DARI LOGAM MULIA	478.196	186.809	-60,93	39.047.960	76.873.351	96,87
JAPAN	4.344	3.541	-18,49	140.284	689.747	391,68

TABEL 5. PERKEMBANGAN EKSPOR INDONESIA MENURUT KOMODITI DAN NEGARA TUJUAN

JENIS BARANG	BERAT BERSIH (KG)		PERUB	NILAI FOB (US \$)		PERUB
	JAN-JUL 2006	JAN-JUL 2007	%	JAN-JUL 2006	JAN-JUL 2007	%
(1)	(2)	(3)	(4)	(5)	(6)	(7)
HONG KONG	4.563	7.075	55,05	269.006	1.332.073	395,18
KOREA, REPUBLIC OF	459	432	-5,88	7.519	60.794	708,54
TAIWAN	0	9	--	0	14.047	--
CHINA	66	21	-68,18	230	1.359	490,87
THAILAND	6.802	3.399	-50,03	645.222	1.458.823	126,10
SINGAPORE	65.654	110.478	68,27	5.915.327	13.062.235	120,82
PHILIPPINES	130	0	-100,00	1.670	0	-100,00
MALAYSIA	437	434	-0,69	14.272	4.516	-68,36
BRUNEI DARUSSALAM	21	780	3.614,29	88	1.304	1.381,82
VIET NAM	0	2	--	0	18	--
MALDIVES	9	583	6.377,78	163	9.632	5.809,20
INDIA	0	384	--	0	4.093	--
IRAN (ISLAMIC REPUBLIC OF)	0	647	--	0	1.206	--
KUWAIT	294.368	0	-100,00	176.756	0	-100,00
TURKEY	1.029	1.992	93,59	357.082	879.432	146,28
UNITED ARAB EMIRATES	480	1.984	313,33	2.961.554	22.289.140	652,62
CYPRUS	558	0	-100,00	26.190	0	-100,00
EGYPT	0	5	--	0	3.643	--
TANZANIA, UNITED REPUBLIC OF	456	0	-100,00	1.743	0	-100,00
MADAGASCAR	0	65	--	0	61	--
REUNION	2	131	6.450,00	1.588	762	-52,02
U.S. VIRGIN ISLANDS	32	0	-100,00	18.116	0	-100,00
SEYCHELLES	0	8	--	0	1.700	--
SOUTH AFRICA	4	9	125,00	80	18	-77,50
VIRGIN ISLANDS (BRITISH)	113	0	-100,00	906	0	-100,00
AUSTRALIA	3.758	4.111	9,39	198.393	372.734	87,88
NEW ZEALAND	653	598	-8,42	37.540	23.716	-36,82
PALAU	26	0	-100,00	185	0	-100,00
NEW CALEDONIA	0	103	--	0	69	--
NORTHERN MARIANA ISLANDS	5	0	-100,00	217	0	-100,00
FIJI	31	0	-100,00	12	0	-100,00
MARSHALL ISLANDS	0	11	--	0	473	--
UNITED STATES	50.710	20.541	-59,49	25.119.146	31.487.836	25,35
CANADA	1.738	3.576	105,75	70.253	347.543	394,70
MEXICO	77	9	-88,31	350	205	-41,43
ARGENTINA	0	40	--	0	60	--
BRAZIL	0	169	--	0	8.807	--
BAHAMAS	27	0	-100,00	548	0	-100,00
PUERTO RICO	7	22	214,29	3.285	15.032	357,60
DOMINICAN REPUBLIC	502	0	-100,00	1.419	0	-100,00
COSTA RICA	0	4	--	0	30	--
ANTIGUA AND BARBUDA	21	0	-100,00	210	0	-100,00
BERMUDA	95	15	-84,21	670	213	-68,21
CAYMAN ISLANDS	0	36	--	0	1.939	--
FRENCH POLYNESIA	24	0	-100,00	516	0	-100,00
NETHERLANDS ANTILLES	0	72	--	0	2.065	--
SAINT KITTS AND NEVIS	0	14	--	0	204	--
UNITED KINGDOM	6.663	2.590	-61,13	551.229	607.341	10,18
NETHERLANDS	16.918	11.774	-30,41	359.860	620.439	72,41
FRANCE	2.136	1.766	-17,32	35.292	11.277	-68,05
GERMANY, FED. REP. OF	2.860	1.998	-30,14	885.202	2.019.936	128,19
AUSTRIA	24	34	41,67	5.335	5.729	7,39
BELGIUM	346	140	-59,54	1.370	7.165	422,99
SWITZERLAND	417	295	-29,26	233.024	206.021	-11,59
DENMARK	121	75	-38,02	273.735	177.886	-35,02
NORWAY	418	459	9,81	94.000	136.572	45,29
SWEDEN	195	8	-95,90	11.386	1.866	-83,61
FINLAND	124	0	-100,00	873	0	-100,00
IRELAND	1	13	1.200,00	483	9.873	1.944,10
ITALY	2.852	3.746	31,35	406.932	708.432	74,09
SPAIN	1.512	1.701	12,50	99.020	202.057	104,06
PORTUGAL	150	299	99,33	477	4.355	813,00
ICELAND	9	22	144,44	12.323	23.439	90,21
GREECE	363	314	-13,50	10.013	11.742	17,27
HUNGARY	0	46	--	0	839	--
POLAND	28	8	-71,43	11.496	12.625	9,82
YUGOSLAVIA	2	0	-100,00	22	0	-100,00
LATVIA	0	10	--	0	59	--
MALTA	5.788	0	-100,00	60.896	0	-100,00
SLOVAKIA	25	162	548,00	298	1.784	498,66
SLOVENIA	3	0	-100,00	1.522	0	-100,00
RUSSIA FEDERATION	40	49	22,50	22.632	28.385	25,42
-PETI KEMAS	11.645.458	23.977.121	105,89	12.122.744	27.343.340	125,55
JAPAN	0	161.071	--	0	170.912	--
HONG KONG	28.981	225.000	676,37	167.640	244.000	45,55
CHINA	0	3.300	--	0	17.470	--
PAPUA NEW GUINEA	484	5.842	1.107,02	972	25.935	2.568,21

TABEL 5. PERKEMBANGAN EKSPOR INDONESIA MENURUT KOMODITI DAN NEGARA TUJUAN

JENIS BARANG	BERAT BERSIH (KG)		PERUB	NILAI FOB (US \$)		PERUB
	JAN-JUL 2006	JAN-JUL 2007	%	JAN-JUL 2006	JAN-JUL 2007	%
(1)	(2)	(3)	(4)	(5)	(6)	(7)
THAILAND	5.556	223.900	3.929,88	15.781	366.384	2.221,68
SINGAPORE	418.390	3.589.813	758,01	283.817	4.424.060	1.458,77
MALAYSIA	69.489	35.635	-48,72	315.700	56.072	-82,24
VIET NAM	26.227	25.510	-2,73	109.337	31.704	-71,00
UNITED ARAB EMIRATES	57.775	0	-100,00	148.620	0	-100,00
ZAMBIA	0	9.500	--	0	161.511	--
AUSTRALIA	17.194	14.552	-15,37	51.589	4.686	-90,92
UNITED STATES	5.648.171	10.887.344	92,76	5.648.800	13.066.880	131,32
BARBADOS	1.829.000	2.647.000	44,72	1.412.000	2.195.700	55,50
BERMUDA	756.000	3.381.000	347,22	706.600	3.096.250	338,19
UNITED KINGDOM	202.191	0	-100,00	423.888	0	-100,00
GERMANY, FED. REP. OF	696.000	2.738.000	293,39	1.263.000	3.456.400	173,67
ITALY	0	29.654	--	0	25.376	--
MALTA	1.890.000	0	-100,00	1.575.000	0	-100,00
-KOMPUTER DAN BAGIANNYA	48.014.160	25.344.650	-47,21	805.434.063	636.173.147	-21,01
JAPAN	3.259.682	1.599.040	-50,94	100.356.586	82.704.468	-17,59
HONG KONG	3.997.136	783.144	-80,41	74.039.816	8.431.563	-88,61
KOREA, REPUBLIC OF	1.025.258	271.424	-73,53	22.856.239	3.158.046	-86,18
TAIWAN	1.230.058	315.830	-74,32	29.027.509	4.372.671	-84,94
CHINA	2.525.354	4.038.317	59,91	66.788.290	107.275.313	60,62
MACAU	0	99	--	0	2.073	--
PAPUA NEW GUINEA	260	200	-23,08	18.044	645	-96,43
THAILAND	2.034.936	380.266	-81,31	24.132.957	15.002.281	-37,83
SINGAPORE	5.654.404	5.292.047	-6,41	118.427.103	170.785.971	44,21
PHILIPPINES	567.704	333.205	-41,31	6.148.109	4.129.760	-32,83
MALAYSIA	990.990	1.236.588	24,78	16.099.095	27.589.835	71,38
CAMBODIA	683	25	-96,34	1.847	360	-80,51
BRUNEI DARUSSALAM	50	910	1.720,00	70	947	1.252,86
NEPAL	0	4.525	--	0	129.539	--
VIET NAM	95.336	54.050	-43,31	885.899	767.603	-13,35
MALDIVES	0	219	--	0	1.570	--
INDIA	1.227.954	974.991	-20,60	16.688.920	14.771.185	-11,49
PAKISTAN	27.329	13.434	-50,84	477.322	225.778	-52,70
BANGLADESH	6.069	2.409	-60,31	88.903	52.167	-41,32
SRI LANKA	2.558	7.721	201,84	39.903	30.229	-24,24
IRAN (ISLAMIC REPUBLIC OF)	30.701	26.623	-13,28	641.678	1.278.805	99,29
SAUDI ARABIA	11.356	7.451	-34,39	201.472	174.164	-13,55
KUWAIT	4	22	450,00	6.831	100	-98,54
JORDAN	7.989	15.899	99,01	127.830	52.089	-59,25
LEBANON	10.166	0	-100,00	160.516	0	-100,00
YEMEN	0	17.101	--	0	559.850	--
OMAN	0	2	--	0	50	--
SYRIA ARAB REPUBLIC	26.370	0	-100,00	352.045	0	-100,00
TURKEY	216.178	71.765	-66,80	3.671.630	1.879.511	-48,81
UNITED ARAB EMIRATES	664.669	758.199	14,07	7.877.781	11.210.351	42,30
QATAR	300	0	-100,00	1.970	0	-100,00
BAHRAIN	0	62	--	0	90	--
EGYPT	70.140	199.937	185,05	1.050.535	4.738.641	351,07
LIBYAN ARAB JAMAHIRIYA	10.656	2.362	-77,83	167.240	62.788	-62,46
MOROCCO	0	40	--	0	550	--
TUNISIA	1.435	0	-100,00	28.617	0	-100,00
ALGERIA	12.979	7.746	-40,32	150.776	211.804	40,48
ETHIOPIA	766	0	-100,00	7.850	0	-100,00
TANZANIA, UNITED REPUBLIC OF	180	446	147,78	180	1.710	850,00
KENYA	89	1.128	1.167,42	50	5.388	10.676,00
BOTSWANA	117	0	-100,00	23	0	-100,00
GHANA	1.023	47	-95,41	1.170	40	-96,58
CAMEROON	0	105	--	0	6.000	--
NIGERIA	20.880	14.941	-28,44	120.860	92.344	-23,59
BENIN	46.800	0	-100,00	24.800	0	-100,00
SEYCHELLES	0	14	--	0	120	--
UGANDA	477	1.284	169,18	339	6.618	1.852,21
SOUTH AFRICA	44.037	39.289	-10,78	1.130.684	1.077.158	-4,73
ZAMBIA	59	0	-100,00	12	0	-100,00
MALAWI	60	100	66,67	60	500	733,33
AUSTRALIA	722.930	151.606	-79,03	10.897.150	3.559.466	-67,34
NEW ZEALAND	287	9	-96,86	2.960	235	-92,06
PALAU	1	0	-100,00	2	0	-100,00
AMERICAN SAMOA	124	0	-100,00	1.345	0	-100,00
SOLOMON ISLANDS	150	0	-100,00	450	0	-100,00
EAST TIMOR	8.318	23.135	178,13	4.289	467.642	10.803,29
UNITED STATES	5.747.939	2.524.578	-56,08	86.795.695	48.203.040	-44,46
CANADA	117.170	20.856	-82,20	1.653.009	578.569	-65,00
MEXICO	1.185.733	464.575	-60,82	18.942.452	9.629.559	-49,16
GUATEMALA	11.362	0	-100,00	264.509	0	-100,00
PANAMA	99	4.634	4.580,81	722	75.306	10.330,19
CHILE	286.653	16.554	-94,23	3.588.469	160.329	-95,53

TABEL 5. PERKEMBANGAN EKSPOR INDONESIA MENURUT KOMODITI DAN NEGARA TUJUAN

JENIS BARANG	BERAT BERSIH (KG)		PERUB	NILAI FOB (US \$)		PERUB
	JAN-JUL 2006	JAN-JUL 2007	%	JAN-JUL 2006	JAN-JUL 2007	%
(1)	(2)	(3)	(4)	(5)	(6)	(7)
VENEZUELA	157.189	0	-100,00	1.988.016	0	-100,00
ARGENTINA	378.187	34.965	-90,75	5.398.513	316.536	-94,14
BRAZIL	1.372.380	1.175.791	-14,32	12.457.415	18.047.023	44,87
COLOMBIA	161.684	77.719	-51,93	1.878.481	855.984	-54,43
URUGUAY	370	1.840	397,30	80	9.360	11.600,00
ECUADOR	188	0	-100,00	6.068	0	-100,00
PERU	115.949	19.259	-83,39	1.388.933	111.196	-91,99
COSTA RICA	78.143	0	-100,00	970.440	0	-100,00
NETHERLANDS ANTILLES	52	33	-36,54	22.500	6.780	-69,87
UNITED KINGDOM	110.805	19.774	-82,15	3.086.303	1.149.037	-62,77
NETHERLANDS	8.326.539	2.461.026	-70,44	110.236.823	59.429.438	-46,09
FRANCE	767	2.171	183,05	16.940	35.643	110,41
GERMANY, FED. REP. OF	1.784.296	1.384.002	-22,43	23.788.303	16.313.734	-31,42
AUSTRIA	5	141	2.720,00	211	2.677	1.168,72
BELGIUM	7.801	9.725	24,66	310.169	207.596	-33,07
SWITZERLAND	310	0	-100,00	19.730	0	-100,00
DENMARK	566	1	-99,82	25.284	156	-99,38
NORWAY	100	436	336,00	700	34.490	4.827,14
SWEDEN	16	0	-100,00	633	0	-100,00
FINLAND	24.602	25.375	3,14	561.990	442.754	-21,22
IRELAND	280.833	147.344	-47,53	6.714.354	8.789.363	30,90
ITALY	3.020	2.204	-27,02	169.226	73.830	-56,37
SPAIN	379	3.318	775,46	12.680	97.584	669,59
PORTUGAL	39	648	1.561,54	10.111	18.177	79,77
GREECE	488	0	-100,00	32.209	0	-100,00
HUNGARY	119.349	76.405	-35,98	3.134.147	2.648.758	-15,49
POLAND	2.282	9.267	306,09	97.854	169.191	72,90
ROMANIA	0	9.461	--	0	259.604	--
KAZAKHSTAN	0	25	--	0	500	--
UKRAINE	0	1.332	--	0	24.372	--
UZBEKISTAN	4.938	0	-100,00	116.675	0	-100,00
SLOVAKIA	8.420	87.392	937,91	159.660	1.500.000	839,50
SLOVENIA	3.046.376	0	-100,00	16.684.978	0	-100,00
CZECH REPUBLIC	124.129	113.468	-8,59	2.192.024	2.129.155	-2,87
RUSSIA FEDERATION	0	2.574	--	0	35.388	--
-KENDARAAN BERMOTOR RODA 2 DAI	2.453.150	2.888.669	17,75	18.534.507	16.008.836	-13,63
JAPAN	41.007	114.012	178,03	539.153	1.383.839	156,67
HONG KONG	0	85	--	0	835	--
KOREA, REPUBLIC OF	0	2.438	--	0	25.794	--
TAIWAN	849	456	-46,29	9.329	2.500	-73,20
CHINA	98	5.760	5.777,55	1.620	11.990	640,12
THAILAND	34.102	4.615	-86,47	706.721	56.443	-92,01
SINGAPORE	374	0	-100,00	3.899	0	-100,00
PHILIPPINES	1.289.023	832.180	-35,44	9.687.460	6.752.208	-30,30
MALAYSIA	2.619	776.940	29.565,52	29.017	1.264.973	4.259,42
BRUNEI DARUSSALAM	0	1.307	--	0	13.644	--
VIET NAM	39.090	245.000	526,76	435.278	484.782	11,37
MALDIVES	0	14.400	--	0	123.528	--
INDIA	7.795	5.154	-33,88	118.448	20.521	-82,68
PAKISTAN	16.352	0	-100,00	102.209	0	-100,00
JORDAN	11.000	0	-100,00	75.000	0	-100,00
UNITED ARAB EMIRATES	0	203	--	0	1.604	--
BAHRAIN	0	70	--	0	738	--
CYPRUS	200	0	-100,00	842	0	-100,00
ALGERIA	250	0	-100,00	650	0	-100,00
MOZAMBIQUE	3.120	0	-100,00	19.240	0	-100,00
TOGO	10.500	0	-100,00	8.350	0	-100,00
GHANA	4.848	0	-100,00	53.400	0	-100,00
ANGOLA	75.653	36.000	-52,41	466.430	230.100	-50,67
GAMBIA	0	1.344	--	0	944	--
DJIBOUTI	2.640	7.200	172,73	18.000	46.740	159,67
AUSTRALIA	16.831	72.327	329,72	50.218	644.994	1.184,39
NEW ZEALAND	2.980	933	-68,69	21.914	1.703	-92,23
CHRISTMAS ISLANDS	40	0	-100,00	500	0	-100,00
EAST TIMOR	1.049	0	-100,00	5.622	0	-100,00
UNITED STATES	1.209	2.706	123,82	3.492	11.843	239,15
CANADA	410	7.849	1.814,39	2.060	30.707	1.390,63
MEXICO	57.372	53.811	-6,21	444.292	464.386	4,52
GUATEMALA	11.520	2.880	-75,00	84.000	19.200	-77,14
HONDURAS	7.305	0	-100,00	44.861	0	-100,00
CHILE	0	20.160	--	0	168.264	--
VENEZUELA	93.840	0	-100,00	578.780	0	-100,00
ARGENTINA	0	100	--	0	650	--
BRAZIL	200	4.434	2.117,00	100	26.046	25.946,00
COLOMBIA	590.345	539.641	-8,59	4.173.018	3.357.487	-19,54
PARAGUAY	120	0	-100,00	750	0	-100,00
ECUADOR	110	0	-100,00	741	0	-100,00

TABEL 5. PERKEMBANGAN EKSPOR INDONESIA MENURUT KOMODITI DAN NEGARA TUJUAN

JENIS BARANG	BERAT BERSIH (KG)		PERUB	NILAI FOB (US \$)		PERUB
	JAN-JUL 2006	JAN-JUL 2007	%	JAN-JUL 2006	JAN-JUL 2007	%
(1)	(2)	(3)	(4)	(5)	(6)	(7)
DOMINICAN REPUBLIC	57.120	68.400	19,75	368.060	441.548	19,97
EL SALVADOR	6.240	0	-100,00	42.100	0	-100,00
COSTA RICA	2.880	0	-100,00	21.000	0	-100,00
BARBADOS	3.600	0	-100,00	23.700	0	-100,00
BERMUDA	2.880	9.120	216,67	21.000	75.024	257,26
UNITED KINGDOM	2.042	9.567	368,51	16.680	20.365	22,09
NETHERLANDS	0	4.306	--	0	11.018	--
FRANCE	10.354	3.326	-67,88	46.657	7.570	-83,78
GERMANY, FED. REP. OF	1.300	640	-50,77	7.951	3.682	-53,69
BELGIUM	9.858	9.398	-4,67	12.545	19.526	55,65
SWITZERLAND	0	600	--	0	3.926	--
DENMARK	200	0	-100,00	2.400	0	-100,00
NORWAY	150	0	-100,00	1.150	0	-100,00
FINLAND	4.256	4.163	-2,19	2.174	14.444	564,40
ITALY	668	25.245	3.679,19	7.868	248.275	3.055,50
SPAIN	300	978	226,00	200	4.395	2.097,50
GREECE	28.451	921	-96,76	275.628	12.600	-95,43
-KENDARAAN BERMOTOR RODA 4 DAI	36.601.462	73.346.531	100,39	200.955.873	441.276.819	119,59
JAPAN	225.391	449.432	99,40	1.753.620	3.723.343	112,32
HONG KONG	1.900	3.600	89,47	28.900	46.000	59,17
KOREA, REPUBLIC OF	0	1.919	--	0	28.980	--
TAIWAN	387	345.766	89.245,22	429	1.483.736	345.759,21
CHINA	44.600	26.766	-39,99	23.509	62.448	165,63
PAPUA NEW GUINEA	0	95.151	--	0	37.163	--
THAILAND	2.224.311	5.466.895	145,78	12.558.871	26.398.007	110,19
SINGAPORE	3.341.888	3.107.588	-7,01	5.350.544	7.064.642	32,04
PHILIPPINES	4.233.024	8.276.743	95,53	21.618.598	42.511.908	96,65
MALAYSIA	8.803.904	9.512.157	8,04	47.779.801	47.820.468	0,09
MYANMAR (FORM. BURMA)	31.969	45.000	40,76	97.512	221.856	127,52
BRUNEI DARUSSALAM	1.194.373	1.295.170	8,44	7.339.054	7.569.165	3,14
NEPAL	0	10.091	--	0	46.961	--
VIET NAM	1.492.923	2.901.488	94,35	5.100.494	15.467.206	203,25
MALDIVES	0	69	--	0	262	--
INDIA	0	75	--	0	788	--
PAKISTAN	2.150.108	256.000	-88,09	13.399.922	1.889.780	-85,90
BANGLADESH	6.084	96.449	1.485,29	45.927	552.158	1.102,25
SRI LANKA	13.841	194.874	1.307,95	323.950	1.175.775	262,95
SAUDI ARABIA	5.780.176	11.386.821	97,00	39.886.402	89.677.111	124,83
KUWAIT	337.969	703.648	108,20	2.245.754	5.843.161	160,19
JORDAN	0	33.876	--	0	196.820	--
LEBANON	42.757	752.645	1.660,28	331.861	6.481.629	1.853,12
YEMEN	141.337	181.311	28,28	757.544	892.496	17,81
OMAN	40.626	2.681.922	6.501,49	318.645	24.046.038	7.446,34
SYRIA ARAB REPUBLIC	89.643	371.989	314,97	601.794	2.189.187	263,78
UNITED ARAB EMIRATES	1.179.414	6.614.118	460,80	6.905.093	62.494.362	805,05
QATAR	135.174	450.148	233,01	906.613	3.891.507	329,24
BAHRAIN	60.934	268.332	340,36	530.134	2.488.547	369,42
EGYPT	0	1.068.239	--	0	6.025.035	--
LIBYAN ARAB JAMAHIRIYA	0	83.619	--	0	515.460	--
MOROCCO	58.218	11.600	-80,07	291.211	52.564	-81,95
ALGERIA	1.270	3.700	191,34	8.985	23.340	159,77
SUDAN	105.498	0	-100,00	594.661	0	-100,00
TANZANIA, UNITED REPUBLIC OF	5.540	0	-100,00	52.225	0	-100,00
KENYA	0	6.000	--	0	20.020	--
MOZAMBIQUE	0	3.389	--	0	17.848	--
GHANA	460.574	11.929	-97,41	4.337.919	72.726	-98,32
GUINEA	428.250	0	-100,00	3.963.330	0	-100,00
ANGOLA	34.096	47.047	37,98	192.837	266.214	38,05
CONGO	0	44.957	--	0	256.001	--
NIGERIA	0	52.093	--	0	474.957	--
SENEGAL	3.032	0	-100,00	8.568	0	-100,00
SEYCHELLES	3.810	7.289	91,31	26.266	45.858	74,59
SOUTH AFRICA	17.456	11.369.666	65.033,28	127.336	54.909.784	43.021,96
MAURITIUS	0	5.516	--	0	51.000	--
RWANDA	0	1.270	--	0	8.764	--
AUSTRALIA	763.023	1.045.364	37,00	6.834.468	3.880.799	-43,22
NEW ZEALAND	51.240	73.080	42,62	266.682	420.223	57,57
SAINT VINCENT AND THE GRENADINES	27.180	11.928	-56,11	134.248	62.356	-53,55
VANUATU	12.886	15.142	17,51	68.938	76.946	11,62
AMERICAN SAMOA	0	3.610	--	0	30.886	--
FIJI	21.312	16.631	-21,96	126.064	83.446	-33,81
MARSHALL ISLANDS	4.769	1.225	-74,31	28.050	7.284	-74,03
SOLOMON ISLANDS	34.257	2.845	-91,70	43.611	27.831	-36,18
EAST TIMOR	5.250	0	-100,00	35.332	0	-100,00
UNITED STATES	503.241	13.001	-97,42	2.975.086	36.609	-98,77
MEXICO	1.585	564.411	35.509,53	9.595	3.017.409	31.347,72
GUATEMALA	113.681	118.598	4,33	608.714	602.084	-1,09

TABEL 5. PERKEMBANGAN EKSPOR INDONESIA MENURUT KOMODITI DAN NEGARA TUJUAN

JENIS BARANG	BERAT BERSIH (KG)		PERUB	NILAI FOB (US \$)		PERUB
	JAN-JUL 2006	JAN-JUL 2007	%	JAN-JUL 2006	JAN-JUL 2007	%
(1)	(2)	(3)	(4)	(5)	(6)	(7)
HONDURAS	65.637	62.778	-4,36	306.076	338.927	10,73
NICARAGUA	117.590	82.812	-29,58	626.777	412.931	-34,12
PANAMA	96.807	312.730	223,04	518.311	1.644.353	217,25
SURINAME	0	2.938	--	0	9.000	--
CHILE	1.044.307	1.353.828	29,64	4.986.252	6.465.850	29,67
VENEZUELA	0	64.851	--	0	691.157	--
BRAZIL	140	0	-100,00	2.727	0	-100,00
GUYANA	2.320	0	-100,00	10.906	0	-100,00
TRINIDAD AND TOBAGO	116.939	3.480	-97,02	688.241	16.941	-97,54
BAHAMAS	7.529	0	-100,00	47.484	0	-100,00
JAMAICA	42.223	20.157	-52,26	239.484	113.181	-52,74
PUERTO RICO	371.969	205.193	-44,84	2.106.727	1.119.509	-46,86
DOMINICAN REPUBLIC	0	48.050	--	0	260.378	--
COSTA RICA	205.832	113.243	-44,98	1.084.322	573.768	-47,09
HAITI	0	5.929	--	0	29.595	--
BARBADOS	143.176	124.713	-12,90	815.684	712.106	-12,70
ANTIGUA AND BARBUDA	0	21.099	--	0	96.549	--
ANGUILLA	0	1.160	--	0	4.919	--
ARUBA	9.830	7.070	-28,08	57.488	35.563	-38,14
BERMUDA	13.750	34.459	150,61	84.504	219.599	159,87
DOMINICA	9.344	213.486	2.184,74	44.863	1.133.182	2.425,87
FRENCH POLYNESIA	14.639	44.557	204,37	95.358	200.755	110,53
GRENADA	0	21.901	--	0	118.216	--
NETHERLANDS ANTILLES	24.532	24.117	-1,69	139.555	127.442	-8,68
SAINT LUCIA	33.505	35.813	6,89	177.042	208.065	17,52
SAINT KITTS AND NEVIS	0	4.990	--	0	29.499	--
UNITED KINGDOM	7.500	57.521	666,95	20.675	96.695	367,69
NETHERLANDS	78	6.576	8.330,77	1.475	6.700	354,24
FRANCE	0	70.999	--	0	50.028	--
GERMANY, FED. REP. OF	752	1.507	100,40	1.500	34.910	2.227,33
BELGIUM	44.017	2.500	-94,32	258.068	1.553	-99,40
NORWAY	40	0	-100,00	2.750	0	-100,00
IRELAND	0	259.040	--	0	1.220.000	--
ITALY	0	3.440	--	0	2.500	--
DEMOCRATIC REPUBLIC OF THE CONG	0	23.402	--	0	16.000	--
POLAND	105	0	-100,00	507	0	-100,00
-SUKU CADANG MESIN	56.583.161	66.096.441	16,81	446.166.388	528.771.095	18,51
JAPAN	14.908.427	19.209.998	28,85	32.043.949	38.872.032	21,31
HONG KONG	222.091	252.384	13,64	717.487	1.643.176	129,02
KOREA, REPUBLIC OF	2.857.888	3.834.131	34,16	2.881.133	4.261.151	47,90
TAIWAN	58.270	131.188	125,14	217.622	451.475	107,46
CHINA	3.761.326	1.406.955	-62,59	12.680.089	5.077.312	-59,96
MONGOLIA	0	19.473	--	0	69.444	--
MACAU	0	546	--	0	31.736	--
PAPUA NEW GUINEA	27.904	5.029	-81,98	106.671	44.815	-57,99
THAILAND	11.489.275	12.856.746	11,90	22.165.569	21.734.962	-1,94
SINGAPORE	8.945.160	11.292.956	26,25	277.973.462	361.340.325	29,99
PHILIPPINES	318.589	324.816	1,95	1.176.688	2.249.855	91,20
MALAYSIA	1.823.608	2.540.452	39,31	41.534.409	20.579.526	-50,45
MYANMAR (FORM. BURMA)	1.884	0	-100,00	28.047	0	-100,00
BRUNEI DARUSSALAM	10.773	58.763	445,47	218.279	882.249	304,18
LAO PEOPLE'S DEMOCRATIC REPUBLI	0	87	--	0	2.288	--
VIET NAM	396.479	183.668	-53,68	2.612.529	1.074.082	-58,89
MALDIVES	146.386	0	-100,00	33.736	0	-100,00
INDIA	118.845	1.683.157	1.316,26	1.071.218	3.744.325	249,54
PAKISTAN	27.605	3.481	-87,39	495.361	35.218	-92,89
BANGLADESH	151.139	0	-100,00	392.794	0	-100,00
SRI LANKA	1.917	19	-99,01	9.725	1.829	-81,19
IRAN (ISLAMIC REPUBLIC OF)	321.325	157.401	-51,02	2.309.020	412.452	-82,14
SAUDI ARABIA	32.618	41.812	28,19	155.164	279.131	79,89
KUWAIT	0	820	--	0	4.427	--
JORDAN	16.365	320.184	1.856,52	126.700	364.536	187,72
YEMEN	770	0	-100,00	4.941	0	-100,00
OMAN	0	76.202	--	0	305.024	--
SYRIA ARAB REPUBLIC	0	40.698	--	0	342.695	--
TURKEY	91.831	0	-100,00	268.502	0	-100,00
UNITED ARAB EMIRATES	809.463	67.053	-91,72	3.889.866	897.824	-76,92
QATAR	57.880	15.439	-73,33	1.444.836	353.050	-75,56
BAHRAIN	0	120	--	0	412	--
EGYPT	36.001	590	-98,36	159.779	63.256	-60,41
LIBYAN ARAB JAMAHIRIYA	286	3.274	1.044,76	737	17.892	2.327,68
MOROCCO	0	251	--	0	3.171	--
TUNISIA	0	410	--	0	3.779	--
ALGERIA	0	16.280	--	0	46.888	--
SUDAN	47	21.041	44.668,09	1.527	363.658	23.715,19
TANZANIA, UNITED REPUBLIC OF	1.245	0	-100,00	14.600	0	-100,00
MADAGASCAR	0	1.750	--	0	24.209	--

TABEL 5. PERKEMBANGAN EKSPOR INDONESIA MENURUT KOMODITI DAN NEGARA TUJUAN

JENIS BARANG	BERAT BERSIH (KG)		PERUB	NILAI FOB (US \$)		PERUB
	JAN-JUL 2006	JAN-JUL 2007	%	JAN-JUL 2006	JAN-JUL 2007	%
(1)	(2)	(3)	(4)	(5)	(6)	(7)
KENYA	258	49	-81,01	2.500	49	-98,04
MOZAMBIQUE	340	0	-100,00	5.000	0	-100,00
BOTSWANA	280	0	-100,00	3.100	0	-100,00
GHANA	100	0	-100,00	1.000	0	-100,00
GUINEA	7.100	0	-100,00	1.750	0	-100,00
ANGOLA	11.210	16.971	51,39	143.178	325.131	127,08
NIGERIA	11.757	137.804	1.072,10	170.113	1.850.858	988,02
UGANDA	1.467	192	-86,91	18.300	192	-98,95
NIGER	2.615	0	-100,00	24.100	0	-100,00
SWAZILAND	0	28	--	0	38.232	--
SOUTH AFRICA	14.365	67.731	371,50	52.342	225.330	330,50
ZAMBIA	0	7.300	--	0	551.697	--
AUSTRALIA	348.686	702.297	101,41	2.344.033	4.335.526	84,96
NEW ZEALAND	6.514	16.229	149,14	112.007	125.732	12,25
NEW CALEDONIA	416	0	-100,00	2.500	0	-100,00
AMERICAN SAMOA	7	0	-100,00	1.050	0	-100,00
FIJI	62	0	-100,00	300	0	-100,00
UNITED STATES	4.029.077	2.794.035	-30,65	16.203.556	23.410.455	44,48
CANADA	317.669	182.878	-42,43	849.442	388.988	-54,21
MEXICO	15.308	6.444	-57,90	1.469.078	2.283.658	55,45
CHILE	0	43.057	--	0	156.376	--
VENEZUELA	0	9	--	0	6.511	--
ARGENTINA	1.839	359	-80,48	58.400	21.658	-62,91
BRAZIL	76.747	1.496.263	1.849,60	802.961	4.219.764	425,53
URUGUAY	4.785	0	-100,00	25.160	0	-100,00
PARAGUAY	450	0	-100,00	3.900	0	-100,00
PERU	0	154	--	0	13.627	--
TRINIDAD AND TOBAGO	594.900	0	-100,00	2.903.042	0	-100,00
PUERTO RICO	0	889	--	0	101.098	--
COSTA RICA	98	0	-100,00	21.884	0	-100,00
NETHERLANDS ANTILLES	349	0	-100,00	46.998	0	-100,00
UNITED KINGDOM	3.573.637	5.045.051	41,17	8.559.078	10.214.300	19,34
NETHERLANDS	157.551	326.938	107,51	2.221.603	6.895.633	210,39
FRANCE	90.780	63.940	-29,57	1.620.634	3.939.760	143,10
GERMANY, FED. REP. OF	349.597	344.467	-1,47	1.133.253	2.436.408	114,99
AUSTRIA	0	180	--	0	4.328	--
BELGIUM	24.666	246.815	900,63	102.986	764.802	642,63
SWITZERLAND	0	175	--	0	36.640	--
LUXEMBOURG	54.398	0	-100,00	27.309	0	-100,00
DENMARK	1.058	0	-100,00	68.346	0	-100,00
NORWAY	500	0	-100,00	40.326	0	-100,00
SWEDEN	1.191	275	-76,91	18.965	17.233	-9,13
FINLAND	10.386	106	-98,98	26.991	25.350	-6,08
IRELAND	43.180	27.475	-36,37	405.788	679.099	67,35
ITALY	77.364	129	-99,83	154.560	3.146	-97,96
SPAIN	1.976	0	-100,00	30.950	0	-100,00
GREECE	0	2	--	0	159	--
HUNGARY	4.308	799	-81,45	38.205	106.499	178,76
ROMANIA	2.700	0	-100,00	450	0	-100,00
AZERBAIJAN	193	0	-100,00	144	0	-100,00
TAJIKISTAN	170	0	-100,00	24.456	0	-100,00
MALTA	435	21	-95,17	2.618	73	-97,21
SLOVAKIA	100.630	52	-99,95	1.627.059	1.568	-99,90
SLOVENIA	155	0	-100,00	368	0	-100,00
CZECH REPUBLIC	36	74	105,56	2.447	5.961	143,60
RUSSIA FEDERATION	6.454	79	-98,78	59.718	7.050	-88,19
-SUKU CADANG KENDARAAN	115.553.213	91.079.302	-21,18	677.117.043	636.941.100	-5,93
JAPAN	24.951.403	24.569.240	-1,53	137.570.120	152.742.422	11,03
HONG KONG	61.597	35.323	-42,65	584.530	417.036	-28,65
KOREA, REPUBLIC OF	375.216	258.014	-31,24	1.178.747	961.422	-18,44
TAIWAN	2.399.830	2.521.142	5,06	19.092.386	23.005.232	20,49
CHINA	4.954.881	2.810.433	-43,28	39.686.930	31.731.661	-20,05
PAPUA NEW GUINEA	820.394	825	-99,90	606.816	6.347	-98,95
THAILAND	13.516.149	11.795.972	-12,73	98.406.473	90.157.593	-8,38
SINGAPORE	9.628.697	11.899.742	23,59	52.124.393	72.299.038	38,70
PHILIPPINES	9.459.906	3.984.211	-57,88	21.857.443	24.184.898	10,65
MALAYSIA	17.265.292	5.192.707	-69,92	87.858.492	32.488.807	-63,02
MYANMAR (FORM. BURMA)	29.210	0	-100,00	158.989	0	-100,00
CAMBODIA	2.698	0	-100,00	10.845	0	-100,00
BRUNEI DARUSSALAM	512.869	10.642	-97,93	741.581	61.192	-91,75
VIET NAM	5.068.335	3.009.990	-40,61	29.302.763	19.153.924	-34,63
MALDIVES	1.695	1.543	-8,97	4.968	3.104	-37,52
INDIA	1.208.979	1.336.932	10,58	9.772.053	11.077.600	13,36
PAKISTAN	1.124.668	1.113.886	-0,96	4.007.803	5.502.529	37,30
BANGLADESH	127.923	147.419	15,24	194.727	259.897	33,47
SRI LANKA	106.622	94.728	-11,16	346.656	335.151	-3,32
IRAN (ISLAMIC REPUBLIC OF)	117.387	287.080	144,56	253.660	780.332	207,63

TABEL 5. PERKEMBANGAN EKSPOR INDONESIA MENURUT KOMODITI DAN NEGARA TUJUAN

JENIS BARANG	BERAT BERSIH (KG)		PERUB	NILAI FOB (US \$)		PERUB
	JAN-JUL 2006	JAN-JUL 2007	%	JAN-JUL 2006	JAN-JUL 2007	%
(1)	(2)	(3)	(4)	(5)	(6)	(7)
SAUDI ARABIA	67.004	73.975	10,40	411.964	486.622	18,12
KUWAIT	2.074	17.146	726,71	24.185	53.729	122,16
JORDAN	56.116	34.097	-39,24	227.214	147.396	-35,13
LEBANON	36.535	38.377	5,04	170.090	228.217	34,17
YEMEN	33.236	54.900	65,18	143.237	160.100	11,77
OMAN	83.271	28.811	-65,40	116.156	36.556	-68,53
SYRIA ARAB REPUBLIC	40.190	28.334	-29,50	151.486	74.275	-50,97
TURKEY	313.442	345.244	10,15	1.217.145	1.498.483	23,11
UNITED ARAB EMIRATES	594.889	775.999	30,44	1.164.878	1.163.301	-0,14
QATAR	12.873	17.737	37,78	56.633	41.863	-26,08
BAHRAIN	792	1.123	41,79	11.121	12.403	11,53
CYPRUS	8.287	3.307	-60,09	75.212	44.123	-41,34
EGYPT	305.162	409.058	34,05	1.159.004	1.686.716	45,53
LIBYAN ARAB JAMAHIRIYA	0	304	--	0	4.891	--
MOROCCO	3.570	1.183	-66,86	38.921	12.209	-68,63
TUNISIA	52.354	86.752	65,70	82.901	167.195	101,68
SUDAN	1.745	0	-100,00	11.325	0	-100,00
NAMIBIA	0	1	--	0	2	--
KENYA	1.108	5.050	355,78	5.488	12.096	120,41
MOZAMBIQUE	3.751	0	-100,00	44.934	0	-100,00
GHANA	72.136	299	-99,59	440.906	4.589	-98,96
GUINEA	44	5	-88,64	15	68	353,33
ANGOLA	2.241	428	-80,90	17.188	4.905	-71,46
CAMEROON	0	131	--	0	1.033	--
NIGERIA	2.830	26.158	824,31	5.113	4.289	-16,12
COTE D'IVOIRE	385	0	-100,00	5.972	0	-100,00
SENEGAL	0	1	--	0	2	--
MAURITANIA	18.557	18.244	-1,69	23.008	40.620	76,55
BENIN	0	566	--	0	500	--
GAMBIA	0	525	--	0	1.000	--
DJIBOUTI	0	4.800	--	0	13.186	--
SOUTH AFRICA	421.922	928.965	120,17	4.743.188	9.849.020	107,65
VIRGIN ISLANDS (BRITISH)	25	350	1.300,00	618	3.846	522,33
AUSTRALIA	641.748	477.679	-25,57	4.497.651	3.682.548	-18,12
NEW ZEALAND	5.354	37.585	602,00	56.418	228.823	305,59
SAINT VINCENT AND THE GRENADINES	95	0	-100,00	1.120	0	-100,00
VANUATU	426	1	-99,77	7.476	17	-99,77
FIJI	4.934	4.976	0,85	15.080	19.431	28,85
MARSHALL ISLANDS	0	55	--	0	819	--
SOLOMON ISLANDS	272.913	16	-99,99	330.527	332	-99,90
EAST TIMOR	15.668	2.021	-87,10	15.083	21.958	45,58
UNITED STATES	8.080.106	7.630.692	-5,56	74.435.797	71.683.962	-3,70
CANADA	56.025	182.896	226,45	573.424	781.444	36,28
MEXICO	86.119	32.520	-62,24	178.064	270.334	51,82
GUATEMALA	2.808	2.268	-19,23	35.372	19.856	-43,87
HONDURAS	19.336	20.879	7,98	32.577	58.596	79,87
NICARAGUA	1.098	1.631	48,54	11.291	15.553	37,75
PANAMA	1.164	30.406	2.512,20	21.717	165.061	660,05
SURINAME	0	161	--	0	502	--
CHILE	30.774	8.785	-71,45	167.207	77.587	-53,60
VENEZUELA	26.635	23.060	-13,42	60.875	165.751	172,28
ARGENTINA	832.783	666.486	-19,97	4.153.016	4.170.383	0,42
BRAZIL	1.541.674	1.563.220	1,40	14.611.974	18.403.981	25,95
COLOMBIA	221.957	49.893	-77,52	1.737.694	82.268	-95,27
URUGUAY	27.000	0	-100,00	11.443	0	-100,00
PERU	11.425	53.744	370,41	30.717	99.055	222,48
GUYANA	242	0	-100,00	3.408	0	-100,00
TRINIDAD AND TOBAGO	3.107	793	-74,48	25.804	10.329	-59,97
BAHAMAS	0	90	--	0	711	--
JAMAICA	111	368	231,53	2.735	5.042	84,35
PUERTO RICO	17.717	15.811	-10,76	183.638	161.532	-12,04
DOMINICAN REPUBLIC	11.450	9.910	-13,45	76.321	55.406	-27,40
EL SALVADOR	5.324	9.540	79,19	38.644	42.702	10,50
COSTA RICA	474	8.271	1.644,94	5.126	74.419	1.351,79
HAITI	0	76	--	0	1.939	--
BARBADOS	2.906	3.583	23,30	25.092	39.436	57,17
ANTIGUA AND BARBUDA	540	288	-46,67	4.392	2.791	-36,45
ARUBA	1.003	422	-57,93	13.697	5.480	-59,99
BERMUDA	350	69	-80,29	2.044	860	-57,93
CAYMAN ISLANDS	0	48	--	0	826	--
DOMINICA	8.182	352	-95,70	65.812	6.236	-90,52
FRENCH POLYNESIA	64	104	62,50	1.252	1.354	8,15
GRENADA	0	524	--	0	5.048	--
NETHERLANDS ANTILLES	173	2.145	1.139,88	834	22.821	2.636,33
SAINT LUCIA	0	5	--	0	162	--
SAINT KITTS AND NEVIS	137	0	-100,00	1.142	0	-100,00
UNITED KINGDOM	3.849.332	2.029.396	-47,28	34.970.252	25.445.017	-27,24
NETHERLANDS	1.003.905	1.212.962	20,82	4.118.758	5.162.696	25,35

TABEL 5. PERKEMBANGAN EKSPOR INDONESIA MENURUT KOMODITI DAN NEGARA TUJUAN

JENIS BARANG	BERAT BERSIH (KG)		PERUB	NILAI FOB (US \$)		PERUB
	JAN-JUL 2006	JAN-JUL 2007	%	JAN-JUL 2006	JAN-JUL 2007	%
(1)	(2)	(3)	(4)	(5)	(6)	(7)
FRANCE	33.260	27.250	-18,07	230.780	192.807	-16,45
GERMANY, FED. REP. OF	2.145.310	1.432.011	-33,25	9.602.710	7.086.732	-26,20
AUSTRIA	24.725	1.800	-92,72	112.132	14.039	-87,48
BELGIUM	57.036	146.404	156,69	513.564	1.007.488	96,18
SWITZERLAND	281	1.233	338,79	3.280	11.590	253,35
DENMARK	127.194	143.909	13,14	578.138	708.485	22,55
NORWAY	244.187	267.632	9,60	1.096.681	1.311.708	19,61
SWEDEN	402.851	673.826	67,26	1.920.240	3.534.437	84,06
FINLAND	215.468	271.514	26,01	978.278	1.642.700	67,92
IRELAND	17	21	23,53	306	200	-34,64
ITALY	895.852	899.197	0,37	3.182.697	3.676.015	15,50
SPAIN	201.657	154.621	-23,32	1.388.761	1.145.703	-17,50
PORTUGAL	27.183	75.048	176,08	121.641	277.976	128,52
GREECE	144.298	196.191	35,96	807.644	1.058.601	31,07
DEMOCRATIC REPUBLIC OF THE CONG	0	32	--	0	76	--
HUNGARY	219.510	399.540	82,01	1.232.902	1.939.828	57,34
POLAND	127.316	226.950	78,26	512.457	747.068	45,78
BULGARIA	0	14.217	--	0	30.810	--
LITHUANIA	0	20.368	--	0	103.529	--
MALTA	3.365	6.944	106,36	33.037	57.974	75,48
SLOVAKIA	6.255	22.878	265,76	15.176	61.229	303,46
RUSSIA FEDERATION	24.099	42.286	75,47	154.868	417.617	169,66
-UBI KAYU OLAHAN	14.129.967	41.616.256	194,52	1.639.110	4.808.598	193,37
JAPAN	29.897	130.000	334,83	20.849	86.598	315,36
HONG KONG	1.852	23.271	1.156,53	8.500	6.498	-23,55
KOREA, REPUBLIC OF	0	6.050.058	--	0	719.982	--
TAIWAN	7.370	19.984	171,15	2.280	5.020	120,18
CHINA	12.500.948	35.124.789	180,98	1.263.414	3.697.550	192,66
SINGAPORE	11.715	37.330	218,65	10.659	11.739	10,13
PHILIPPINES	0	946	--	0	2.205	--
MALAYSIA	1.479.446	155.764	-89,47	185.968	77.382	-58,39
AUSTRALIA	624	445	-28,69	1.172	655	-44,11
UNITED STATES	0	11.135	--	0	36.602	--
UNITED KINGDOM	71.837	56.017	-22,02	124.783	150.638	20,72
NETHERLANDS	1.278	6.517	409,94	3.110	13.729	341,45
GERMANY, FED. REP. OF	25.000	0	-100,00	18.375	0	-100,00
-INDUSTRI LAINNYA	1.866.588.044	3.146.073.051	68,55	1.994.868.478	2.514.838.887	26,07
JAPAN	163.250.529	88.509.001	-45,78	239.155.824	321.305.515	34,35
HONG KONG	9.416.844	8.394.806	-10,85	20.119.309	23.747.895	18,04
KOREA, DEMOCRATIC PEOPLE'S REPL	1.673	0	-100,00	7.157	0	-100,00
KOREA, REPUBLIC OF	29.923.641	60.564.599	102,40	44.392.214	71.453.037	60,96
TAIWAN	33.586.797	42.687.321	27,10	31.176.662	36.746.186	17,86
CHINA	970.238.230	2.211.344.014	127,92	88.939.913	157.486.606	77,07
MONGOLIA	210.843	149.716	-28,99	352.636	218.192	-38,13
MACAU	21.008	311.157	1.381,14	14.128	219.935	1.456,73
PAPUA NEW GUINEA	3.233.150	2.988.933	-7,55	7.974.077	3.713.379	-53,43
THAILAND	42.573.457	43.356.510	1,84	136.163.672	160.348.062	17,76
SINGAPORE	160.104.880	132.109.094	-17,49	413.536.980	445.531.122	7,74
PHILIPPINES	15.476.048	19.506.487	26,04	39.013.876	48.989.054	25,57
MALAYSIA	70.905.315	84.432.770	19,08	134.187.356	162.827.574	21,34
MYANMAR (FORM. BURMA)	2.062.837	2.328.040	12,86	1.219.992	2.169.655	77,84
CAMBODIA	668.117	644.247	-3,57	945.314	1.485.347	57,13
BRUNEI DARUSSALAM	823.559	379.798	-53,88	741.490	820.302	10,63
LAO PEOPLE'S DEMOCRATIC REPUBLI	140.752	433.814	208,21	2.346.055	1.804.752	-23,07
NEPAL	64.646	343.004	430,59	89.629	556.166	520,52
VIET NAM	25.138.096	23.157.063	-7,88	43.823.975	40.679.200	-7,18
MALDIVES	1.832.750	1.559.519	-14,91	1.078.396	1.096.056	1,64
INDIA	35.102.232	36.068.018	2,75	46.353.312	60.664.222	30,87
PAKISTAN	6.775.487	10.173.612	50,15	5.947.227	8.516.294	43,20
BANGLADESH	3.945.166	8.541.868	116,51	6.224.492	13.677.869	119,74
SRI LANKA	9.172.603	5.074.184	-44,68	11.138.954	10.594.796	-4,89
AFGHANISTAN	5.681	100.703	1.672,63	7.225	353.463	4.792,22
IRAQ	7.634.661	1.070	-99,99	18.676.433	2.481	-99,99
IRAN (ISLAMIC REPUBLIC OF)	4.358.309	2.770.894	-36,42	3.426.595	2.227.911	-34,98
SAUDI ARABIA	17.313.602	15.470.145	-10,65	17.314.001	20.600.523	18,98
KUWAIT	1.261.647	2.990.528	137,03	1.254.722	1.829.953	45,85
JORDAN	333.972	212.475	-36,38	1.274.826	1.232.660	-3,31
LEBANON	267.805	519.259	93,89	373.539	850.181	127,60
YEMEN	213.141	190.024	-10,85	747.752	954.508	27,65
OMAN	296.070	1.066.196	260,12	381.052	5.889.851	1.445,68
SYRIA ARAB REPUBLIC	545.916	124.734	-77,15	1.340.774	616.395	-54,03
TURKEY	1.834.766	3.913.157	113,28	3.328.642	4.799.056	44,17
UNITED ARAB EMIRATES	14.428.067	24.355.863	68,81	24.612.601	32.967.692	33,95
QATAR	3.091.301	1.928.804	-37,61	984.467	1.778.286	80,63
BAHRAIN	3.382.613	4.240.870	25,37	1.335.276	993.604	-25,59
CYPRUS	93.248	84.870	-8,98	150.530	183.965	22,21
EGYPT	1.023.371	1.792.724	75,18	1.840.929	1.970.107	7,02
LIBYAN ARAB JAMAHIRIYA	907.531	472.318	-47,96	1.544.540	2.446.872	58,42
MOROCCO	384.350	39.333	-89,77	410.417	297.116	-27,61

TABEL 5. PERKEMBANGAN EKSPOR INDONESIA MENURUT KOMODITI DAN NEGARA TUJUAN

JENIS BARANG	BERAT BERSIH (KG)		PERUB	NILAI FOB (US \$)		PERUB
	JAN-JUL 2006	JAN-JUL 2007	%	JAN-JUL 2006	JAN-JUL 2007	%
(1)	(2)	(3)	(4)	(5)	(6)	(7)
TUNISIA	30.432	31.865	4,71	163.459	132.933	-18,68
ALGERIA	1.495.432	4.114.040	175,11	3.580.609	11.186.554	212,42
SUDAN	1.477.370	258.938	-82,47	4.362.865	485.116	-88,88
ERITREA	0	157	--	0	2.160	--
LESOTHO	0	47.800	--	0	2.820	--
NAMIBIA	157.894	132.118	-16,32	43.112	61.385	42,38
ETHIOPIA	12.289	17.875	45,46	48.636	6.466	-86,71
TANZANIA, UNITED REPUBLIC OF	294.880	269.115	-8,74	514.287	654.069	27,18
MADAGASCAR	17.386	186.173	970,82	13.951	176.795	1.167,26
SOMALIA	0	3.496	--	0	11.977	--
KENYA	1.327.756	2.634.727	98,43	1.444.522	2.381.255	64,85
REUNION	805.961	309.768	-61,57	526.180	385.911	-26,66
MOZAMBIQUE	51.988	154.210	196,63	75.515	273.566	262,27
BOTSWANA	18.000	0	-100,00	24.000	0	-100,00
EQUATORIAL GUINEA	43.487	14.897	-65,74	129.410	37.168	-71,28
TOGO	329.565	196.179	-40,47	465.111	414.949	-10,78
GHANA	2.257.774	3.820.808	69,23	3.560.397	5.565.499	56,32
LIBERIA	26.347	11.151	-57,68	41.951	29.223	-30,34
GUINEA	1.001.258	580.284	-42,04	1.228.218	758.237	-38,27
ANGOLA	1.122.190	152.413	-86,42	1.112.577	353.717	-68,21
CONGO	65.090	112.824	73,34	80.975	270.072	233,53
CAMEROON	255.466	326.801	27,92	230.441	781.457	239,11
NIGERIA	3.430.003	5.690.035	65,89	6.124.212	10.098.197	64,89
SIERRA LEONE	82.279	78.099	-5,08	100.127	219.517	119,24
GABON	250.724	159.836	-36,25	336.163	626.770	86,45
COTE D'IVOIRE	678.689	165.372	-75,63	2.714.977	757.360	-72,10
SENEGAL	74.224	66.131	-10,90	267.560	135.467	-49,37
MAURITANIA	1.023	9.288	807,92	1.490	6.375	327,85
MALI	238.814	8.528	-96,43	244.287	28.836	-88,20
BENIN	289.779	491.915	69,76	606.312	659.299	8,74
BURKINA FASO	45.360	26.049	-42,57	149.555	108.118	-27,71
GAMBIA	8.649	18.967	119,30	36.174	80.944	123,76
U.S. VIRGIN ISLANDS	493	636	29,01	6.724	5.317	-20,93
SEYCHELLES	682.342	56.102	-91,78	414.359	97.329	-76,51
UGANDA	34.321	4.990	-85,46	153.670	32.269	-79,00
NIGER	865	11.413	1.219,42	1.370	41.844	2.954,31
DJIBOUTI	125.085	114.366	-8,57	88.940	56.150	-36,87
SAO TOME AND PRINCIPE	7.220	7.918	9,67	7.125	11.028	54,78
SWAZILAND	83.740	67.623	-19,25	379.902	369.132	-2,83
SOUTH AFRICA	7.414.610	10.837.974	46,17	14.053.850	7.347.883	-47,72
ZIMBABWE	4.966	760	-84,70	23.824	6.750	-71,67
MALAWI	57.550	169.856	195,15	57.989	145.974	151,73
COMOROS	3.747	14.238	279,98	35.978	26.374	-26,69
BURUNDI	7.875	0	-100,00	26.915	0	-100,00
MAURITIUS	779.131	186.397	-76,08	3.298.131	230.942	-93,00
ZAIRE	18	0	-100,00	202	0	-100,00
VIRGIN ISLANDS (BRITISH)	1.620	9.749	501,79	7.012	47.024	570,62
AUSTRALIA	49.187.001	38.655.599	-21,41	91.534.982	92.094.079	0,61
NEW ZEALAND	5.556.629	3.627.177	-34,72	7.459.689	7.554.001	1,26
MICRONESIA, FEDERATED STATES OF	10.932	8.731	-20,13	10.976	7.228	-34,15
GUAM	42.505	14.525	-65,83	34.831	17.291	-50,36
PALAU	2.487	24.525	886,13	3.961	22.423	466,09
NEW CALEDONIA	5.813.740	286.588	-95,07	1.403.976	601.646	-57,15
NORTHERN MARIANA ISLANDS	12.798	10.416	-18,61	30.916	3.540	-88,55
SAINT VINCENT AND THE GRENADINES	1.100	9.475	761,36	702	18.984	2.604,27
VANUATU	78.297	165.379	111,22	37.040	115.360	211,45
WALLIS AND FUTUNA ISLANDS	756	2.516	232,80	944	5.968	532,20
AMERICAN SAMOA	1.892	27.044	1.329,39	1.728	175.283	10.043,69
COOK ISLANDS	2.342	78.627	3.257,26	18.467	60.932	229,95
FIJI	1.255.612	1.054.051	-16,05	1.448.958	508.726	-64,89
KIRIBATI	0	78.592	--	0	80.955	--
MARSHALL ISLANDS	23.716	66.839	181,83	38.043	18.521	-51,32
SAMOA	36.616	60.282	64,63	18.598	51.701	177,99
SOLOMON ISLANDS	172.039	786.183	356,98	656.500	1.201.224	82,97
TONGA	165.257	40.027	-75,78	223.198	64.932	-70,91
TUVALU	453	636	40,40	364	535	46,98
CHRISTMAS ISLANDS	245	17	-93,06	942	180	-80,89
TOKELAU	0	3.508	--	0	25.509	--
EAST TIMOR	552.803	6.092	-98,90	575.983	28.445	-95,06
UNITED STATES	55.224.747	70.371.165	27,43	227.961.988	264.501.516	16,03
CANADA	6.841.232	8.080.690	18,12	13.123.152	27.142.791	106,83
MEXICO	2.220.432	1.776.418	-20,00	10.989.959	9.513.539	-13,43
GUATEMALA	23.775	31.180	31,15	120.053	96.000	-20,04
HONDURAS	166	63.123	37.925,90	65	29.060	44.607,69
NICARAGUA	937	1.728	84,42	3.597	1.296	-63,97
PANAMA	1.060.107	104.676	-90,13	5.395.752	849.210	-84,26
CUBA	3.988	7.282	82,60	68.661	97.976	42,70
SURINAME	17.283	60.570	250,46	66.304	179.240	170,33
CHILE	253.636	525.797	107,30	1.944.126	3.525.491	81,34
VENEZUELA	2.993.955	6.725.711	124,64	1.449.701	1.475.793	1,80
ARGENTINA	768.050	1.300.505	69,33	6.052.696	9.908.973	63,71

TABEL 5. PERKEMBANGAN EKSPOR INDONESIA MENURUT KOMODITI DAN NEGARA TUJUAN

JENIS BARANG	BERAT BERSIH (KG)		PERUB	NILAI FOB (US \$)		PERUB
	JAN-JUL 2006	JAN-JUL 2007	%	JAN-JUL 2006	JAN-JUL 2007	%
(1)	(2)	(3)	(4)	(5)	(6)	(7)
BRAZIL	2.541.648	613.292	-75,87	5.664.082	4.451.018	-21,42
COLOMBIA	275.322	378.722	37,56	670.445	1.090.728	62,69
BOLIVIA	15.453	9.590	-37,94	74.967	30.495	-59,32
URUGUAY	183.741	14.647	-92,03	161.953	51.682	-68,09
PARAGUAY	22.809	50.521	121,50	121.737	112.090	-7,92
ECUADOR	598.247	521.833	-12,77	1.201.577	1.363.420	13,47
PERU	256.792	441.873	72,07	1.327.641	1.797.246	35,37
GUYANA	53.897	110.545	105,10	64.704	276.429	327,22
TRINIDAD AND TOBAGO	41.741	116.807	179,84	172.592	471.640	173,27
BAHAMAS	1.045	588	-43,73	4.120	3.844	-6,70
JAMAICA	5.127	35.944	601,07	11.936	35.989	201,52
PUERTO RICO	17.192	352.668	1.951,35	187.724	202.539	7,89
BELIZE	18.600	40	-99,78	27.571	343	-98,76
DOMINICAN REPUBLIC	220.282	242.582	10,12	231.789	516.313	122,75
EL SALVADOR	113.984	135.819	19,16	599.135	696.638	16,27
COSTA RICA	383.752	315.277	-17,84	918.761	791.445	-13,86
HAITI	151.702	138.412	-8,76	256.412	202.863	-20,88
BARBADOS	27.058	126.382	367,08	27.457	146.099	432,10
ANTIGUA AND BARBUDA	12.662	1.755	-86,14	6.311	7.860	24,54
ANGUILLA	2.866	3.736	30,36	1.123	9.180	717,45
ARUBA	18.980	395	-97,92	22.750	1.892	-91,68
BERMUDA	369	173	-53,12	3.212	3.149	-1,96
CAPE VERDE	38.321	14.440	-62,32	97.401	15.200	-84,39
CAYMAN ISLANDS	128.788	42.211	-67,22	33.784	16.647	-50,73
DOMINICA	0	10.500	--	0	40.275	--
FALKLAND ISLANDS (MALVINAS)	126	232	84,13	472	303	-35,81
FRENCH GUIANA	2.434	1.285	-47,21	4.631	2.469	-46,69
FRENCH POLYNESIA	569.718	581.517	2,07	421.386	482.219	14,44
GREENLAND	0	3.699	--	0	32.238	--
GRENADA	227	30.643	13.399,12	2.344	44.093	1.781,10
MARTINIQUE	5.720	27.051	372,92	27.645	26.715	-3,36
NETHERLANDS ANTILLES	7.899	156.356	1.879,44	62.544	152.507	143,84
SAINT LUCIA	45.237	0	-100,00	49.302	0	-100,00
TURKS AND CAICOS ISLANDS	57.033	97.930	71,71	18.996	2.569	-86,48
GUADELOUPE	71.050	170.770	140,35	109.422	165.738	51,47
SAINT KITTS AND NEVIS	481	275	-42,83	805	5.786	618,76
UNITED KINGDOM	4.084.351	6.733.377	64,86	20.564.228	37.859.493	84,10
NETHERLANDS	6.008.129	22.014.561	266,41	27.647.938	109.663.438	296,64
FRANCE	6.260.106	9.100.764	45,38	18.257.947	18.353.098	0,52
GERMANY, FED. REP. OF	6.048.669	12.440.829	105,68	39.445.567	60.641.303	53,73
AUSTRIA	473.024	721.554	52,54	2.066.815	4.574.676	121,34
BELGIUM	6.468.002	8.680.380	34,20	23.662.466	33.760.459	42,68
SWITZERLAND	261.471	507.779	94,20	1.703.174	2.143.070	25,83
LUXEMBOURG	111.131	760	-99,32	57.205	21.700	-62,07
GIBRALTAR	18	0	-100,00	643	0	-100,00
MONACO	8.911	22.701	154,75	92.915	207.378	123,19
DENMARK	1.631.503	1.338.916	-17,93	6.871.768	6.202.435	-9,74
NORWAY	12.199.667	15.639.463	28,20	3.187.118	3.479.308	9,17
SWEDEN	898.540	950.988	5,84	4.489.224	5.634.903	25,52
FINLAND	732.094	3.927.196	436,43	5.819.233	33.745.676	479,90
IRELAND	142.334	58.914	-58,61	650.640	657.090	0,99
ITALY	7.729.130	7.688.604	-0,52	24.969.203	32.537.062	30,31
SPAIN	2.403.033	2.844.742	18,38	6.036.537	6.596.087	9,27
PORTUGAL	122.416	248.147	102,71	609.700	1.109.032	81,90
ICELAND	2.977	295.284	9.818,84	8.741	109.441	1.152,04
GREECE	1.844.550	32.559.273	1.665,16	5.851.249	5.151.783	-11,95
VATICAN CITY STATE (HOLY SEE)	0	6.712	--	0	4.200	--
ANDORRA	0	5.590	--	0	2.339	--
DEMOCRATIC REPUBLIC OF THE CONG	133.520	486.064	264,04	110.469	1.008.519	812,94
HUNGARY	825.237	187.233	-77,31	7.657.322	844.496	-88,97
POLAND	749.038	1.330.698	77,65	4.812.685	6.876.766	42,89
ROMANIA	50.473	249.645	394,61	252.221	921.207	265,24
BULGARIA	165.709	24.707	-85,09	691.397	117.809	-82,96
YUGOSLAVIA	5.741	4.683	-18,43	23.528	7.540	-67,95
ALBANIA	1.227	0	-100,00	250	0	-100,00
ARMENIA	12.701	8.416	-33,74	9.843	41.615	322,79
AZERBAIJAN	0	8.580	--	0	93.179	--
BELARUS	0	2.681	--	0	52.031	--
KAZAKHSTAN	66	148.926	225.545,45	977	275.828	28.132,14
TURKMENISTAN	50	0	-100,00	7.886	0	-100,00
UKRAINE	366.634	1.552.732	323,51	655.199	948.043	44,70
LITHUANIA	62.770	10.913	-82,61	355.175	146.141	-58,85
LATVIA	19.998	71.418	257,13	414.618	513.111	23,76
ESTONIA	425.036	560.975	31,98	97.304	189.902	95,16
GEORGIA	235	36.440	15.406,38	882	23.895	2.609,18
CROATIA	40.860	681.355	1.567,54	91.181	354.869	289,19
BOSNIA AND HERZEGOVINA	0	6	--	0	101	--
MALTA	5.028	83.178	1.554,30	27.947	250.721	797,13
SLOVAKIA	67.158	49.955	-25,62	973.175	2.117.300	117,57
SLOVENIA	96.292	182.589	89,62	192.427	240.894	25,19
CZECH REPUBLIC	51.014	105.197	106,21	291.822	383.582	31,44

TABEL 5. PERKEMBANGAN EKSPOR INDONESIA MENURUT KOMODITI DAN NEGARA TUJUAN

JENIS BARANG	BERAT BERSIH (KG)		PERUB	NILAI FOB (US \$)		PERUB
	JAN-JUL 2006	JAN-JUL 2007	%	JAN-JUL 2006	JAN-JUL 2007	%
(1)	(2)	(3)	(4)	(5)	(6)	(7)
REP. OF MACEDONIA	6.307	0	-100,00	19.773	0	-100,00
RUSSIA FEDERATION	718.660	792.519	10,28	2.196.478	3.993.290	81,80
BIJI TEMBAGA	1.046.014.663	1.202.193.236	14,93	1.924.105.863	3.110.150.860	61,64
JAPAN	454.569.443	366.009.741	-19,48	827.939.383	933.528.637	12,75
KOREA, REPUBLIC OF	115.379.350	192.251.347	66,63	211.997.911	440.995.648	108,02
CHINA	37.165.056	34.347.070	-7,58	61.356.773	86.866.276	41,58
SINGAPORE	20.000	0	-100,00	4.000	0	-100,00
PHILIPPINES	71.536.858	96.637.787	35,09	134.927.852	234.424.314	73,74
INDIA	116.707.925	161.470.512	38,35	204.432.966	463.024.125	126,49
GERMANY, FED. REP. OF	0	44.386.825	--	0	78.367.390	--
SWITZERLAND	0	12.175.559	--	0	27.408.766	--
SPAIN	250.636.031	294.914.395	17,67	483.446.978	845.535.704	74,90
BIJI NIKEL	1.984.825.471	5.611.328.827	182,71	80.683.760	408.244.901	405,98
JAPAN	1.220.561.499	1.277.724.005	4,68	51.925.085	130.077.946	150,51
KOREA, REPUBLIC OF	0	52.500.000	--	0	5.481.493	--
CHINA	26.500.000	3.200.678.770	11.978,03	809.310	179.984.798	22.139,29
CAMEROON	0	38.150.000	--	0	1.669.062	--
AUSTRALIA	205.865.758	129.280.000	-37,20	4.870.043	12.180.037	150,10
CANADA	700	0	-100,00	300	0	-100,00
CURACAO	0	35.826.000	--	0	1.522.605	--
UNITED KINGDOM	0	102.300.000	--	0	10.252.417	--
GREECE	48.323.514	289.870.000	499,85	2.134.902	27.811.579	1.202,71
VATICAN CITY STATE (HOLY SEE)	0	66.500.000	--	0	7.107.759	--
POLAND	0	52	--	0	20	--
UKRAINE	483.574.000	418.500.000	-13,46	20.944.120	32.157.185	53,54
BAUKSIT	3.042.179.923	7.565.013.214	148,67	24.402.428	69.472.925	184,70
JAPAN	391.398.000	448.326.000	14,54	4.370.628	6.228.041	42,50
KOREA, REPUBLIC OF	0	166.214	--	0	9.911	--
TAIWAN	23.300.000	34.500.000	48,07	81.550	276.000	238,44
CHINA	2.627.481.923	7.046.616.000	168,19	19.950.250	62.611.923	213,84
THAILAND	0	3.500.000	--	0	28.000	--
SINGAPORE	0	31.905.000	--	0	319.050	--
BIJI TIMAH/TIN	281.694	228.920	-18,73	69.021	28.297	-59,00
CHINA	21.200	100.000	371,70	9.200	27.000	193,48
THAILAND	12	0	-100,00	6	0	-100,00
SINGAPORE	360	0	-100,00	990	0	-100,00
MALAYSIA	240.622	128.895	-46,43	2.785	1.289	-53,72
GERMANY, FED. REP. OF	0	25	--	0	8	--
BELGIUM	16.000	0	-100,00	2.400	0	-100,00
SWEDEN	3.500	0	-100,00	53.640	0	-100,00
BATU BARA	96.446.399.064	109.213.872.529	13,24	3.214.456.750	3.665.961.002	14,05
JAPAN	19.107.147.805	19.934.023.741	4,33	743.413.172	740.144.748	-0,44
HONG KONG	6.528.217.124	6.744.513.361	3,31	202.143.512	206.257.065	2,03
KOREA, DEMOCRATIC PEOPLE'S REPL	125.737.000	0	-100,00	4.151.056	0	-100,00
KOREA, REPUBLIC OF	10.562.820.386	14.966.213.457	41,69	317.237.027	496.951.453	56,65
TAIWAN	15.447.692.542	14.084.714.490	-8,82	546.639.874	499.209.354	-8,68
CHINA	2.262.055.351	8.938.503.428	295,15	64.071.019	281.989.691	340,12
PAPUA NEW GUINEA	47.000.000	22.346	-99,95	822.500	35.003	-95,74
THAILAND	4.123.115.875	5.908.747.905	43,31	119.061.323	172.504.811	44,89
SINGAPORE	53.566.007	18.522.309	-65,42	1.789.482	469.192	-73,78
PHILIPPINES	2.617.073.563	3.170.427.929	21,14	95.311.130	110.659.336	16,10
MALAYSIA	5.207.560.408	5.070.020.147	-2,64	158.094.125	161.441.298	2,12
CAMBODIA	0	33.161.270	--	0	1.398.560	--
VIET NAM	283.480.000	321.008.395	13,24	10.907.890	9.674.521	-11,31
INDIA	11.626.215.595	13.987.056.163	20,31	330.051.337	431.662.838	30,79
PAKISTAN	695.269.952	875.305.891	25,89	24.573.632	36.379.423	48,04
SRI LANKA	35.902.238	62.945.000	75,32	1.024.351	2.703.745	163,95
SYRIA ARAB REPUBLIC	0	69.715.000	--	0	1.812.590	--
TURKEY	0	60.272.000	--	0	1.868.432	--
MOROCCO	122.185.000	0	-100,00	4.862.971	0	-100,00
GHANA	1	0	-100,00	1	0	-100,00
SIERRA LEONE	74.728.000	137.981.000	84,64	2.043.063	3.809.368	86,45
SOUTH AFRICA	0	500.000	--	0	225.000	--
AUSTRALIA	0	31.161	--	0	977	--
NEW ZEALAND	825.391.800	450.673.000	-45,40	20.319.552	12.535.405	-38,31
MARSHALL ISLANDS	399.764.000	0	-100,00	11.401.446	0	-100,00
UNITED STATES	1.926.742.000	2.934.525.829	52,31	52.337.372	79.095.524	51,13
CANADA	58.948.000	0	-100,00	1.711.260	0	-100,00
CHILE	1.061.159.677	1.110.384.923	4,64	33.717.971	35.226.578	4,47
BRAZIL	0	73.933.000	--	0	2.518.897	--
COSTA RICA	0	62.224.000	--	0	1.810.096	--
UNITED KINGDOM	860.176.000	630.930.474	-26,65	24.134.638	17.761.921	-26,40
NETHERLANDS	2.482.770.000	454.176.592	-81,71	91.287.850	18.084.248	-80,19
FRANCE	409.646.000	72.045.000	-82,41	17.470.055	2.698.805	-84,55
GERMANY, FED. REP. OF	151.008.001	167.090	-99,89	7.971.717	17.814	-99,78
BELGIUM	73.483.000	223.691.000	204,41	2.204.520	7.608.032	245,11

TABEL 5. PERKEMBANGAN EKSPOR INDONESIA MENURUT KOMODITI DAN NEGARA TUJUAN

JENIS BARANG	BERAT BERSIH (KG)		PERUB	NILAI FOB (US \$)		PERUB
	JAN-JUL 2006	JAN-JUL 2007	%	JAN-JUL 2006	JAN-JUL 2007	%
(1)	(2)	(3)	(4)	(5)	(6)	(7)
SWITZERLAND	1.395.473.763	1.680.796.793	20,45	46.762.510	57.000.350	21,89
DENMARK	399.134.000	0	-100,00	16.692.598	0	-100,00
IRELAND	476.469.736	464.354.005	-2,54	20.149.593	16.188.625	-19,66
ITALY	4.027.214.481	3.487.446.000	-13,40	148.585.775	152.336.376	2,52
SPAIN	1.995.808.759	2.199.108.547	10,19	57.362.404	67.647.025	17,93
PORTUGAL	314.158.000	69.453.283	-77,89	16.895.491	2.401.000	-85,79
GREECE	105.901.000	114.390.000	8,02	3.976.687	3.385.943	-14,86
CROATIA	203.362.000	256.150.000	25,96	7.247.523	11.492.122	58,57
SLOVENIA	360.022.000	545.738.000	51,58	8.030.323	18.954.836	136,04
GRANIT	4.059.478.868	1.469.481.041	-63,80	14.137.954	11.451.014	-19,01
JAPAN	0	2.557	--	0	1.957	--
TAIWAN	0	165.310	--	0	12.968	--
CHINA	0	31.225	--	0	4.163	--
THAILAND	0	28.378	--	0	7.850	--
SINGAPORE	4.052.312.454	1.469.208.927	-63,74	13.631.329	11.406.020	-16,32
MALAYSIA	7.141.500	19.500	-99,73	56.574	1.290	-97,72
CYPRUS	0	65	--	0	29	--
AUSTRALIA	0	3.368	--	0	1.452	--
UNITED STATES	0	17.703	--	0	10.769	--
COSTA RICA	0	284	--	0	433	--
FRENCH POLYNESIA	0	959	--	0	1.167	--
NETHERLANDS ANTILLES	0	2.604	--	0	2.833	--
NETHERLANDS	24.914	0	-100,00	450.051	0	-100,00
SPAIN	0	161	--	0	83	--
PASIR ALAM	2.116.124.488	401.111.930	-81,04	14.504.968	4.679.111	-67,74
JAPAN	252	379	50,40	63	746	1.084,13
HONG KONG	1.256.089	282.000	-77,55	232.523	112.800	-51,49
KOREA, REPUBLIC OF	36.000	20.000	-44,44	1.160	16.000	1.279,31
TAIWAN	10.000	0	-100,00	3.800	0	-100,00
CHINA	36.694.019	9.091.251	-75,22	9.930.825	3.787.203	-61,86
THAILAND	3.020.812	3.000.000	-0,69	34.456	30.000	-12,93
SINGAPORE	2.059.541.004	388.718.000	-81,13	3.964.984	732.282	-81,53
PHILIPPINES	65.000	0	-100,00	3.475	0	-100,00
MALAYSIA	179.200	0	-100,00	17.030	0	-100,00
INDIA	20.000	0	-100,00	1.795	0	-100,00
SRI LANKA	15.159.904	0	-100,00	78.639	0	-100,00
UNITED ARAB EMIRATES	74.700	0	-100,00	224.100	0	-100,00
AUSTRALIA	48	300	525,00	48	80	66,67
UNITED STATES	60	0	-100,00	20	0	-100,00
GERMANY, FED. REP. OF	21.000	0	-100,00	11.550	0	-100,00
SWITZERLAND	46.000	0	-100,00	460	0	-100,00
ITALY	400	0	-100,00	40	0	-100,00
HASIL TAMBANG LAIN	3.638.256.849	4.200.552.436	15,46	70.550.887	130.532.948	85,02
JAPAN	11.703.921	47.217.306	303,43	878.437	5.967.867	579,37
HONG KONG	16.250.213	2.569.290	-84,19	497.380	757.236	52,24
KOREA, REPUBLIC OF	8.485.333	6.896.327	-18,73	1.517.279	1.006.714	-33,65
TAIWAN	36.299.456	17.496.104	-51,80	1.858.279	1.420.883	-23,54
CHINA	1.415.075.500	3.014.023.377	112,99	44.718.317	95.663.278	113,92
MONGOLIA	21.000	21.000	0,00	3.702	3.992	7,83
PAPUA NEW GUINEA	106.170	6.626	-93,76	17.251	7.127	-58,69
THAILAND	19.186.628	4.051.921	-78,88	2.036.890	422.097	-79,28
SINGAPORE	2.064.629.307	779.571.465	-62,24	6.238.116	6.876.228	10,23
PHILIPPINES	6.829.189	1.613.785	-76,37	1.407.441	326.408	-76,81
MALAYSIA	19.822.006	20.268.995	2,26	1.389.635	5.853.793	321,25
MYANMAR (FORM. BURMA)	477.600	92.600	-80,61	59.584	5.840	-90,20
CAMBODIA	6.421.196	4.259.650	-33,66	490.184	248.127	-49,38
VIET NAM	8.084.826	4.407.308	-45,49	602.612	335.493	-44,33
MALDIVES	6.713	34.600	415,42	3.292	10.133	207,81
INDIA	527.695	57.803.347	10.853,93	136.912	4.106.742	2.899,55
PAKISTAN	24.000	125.003	420,85	240	7.102	2.859,17
BANGLADESH	15.836.337	20.461.491	29,21	2.075.782	842.134	-59,43
SRI LANKA	417.549	115.440	-72,35	46.420	8.223	-82,29
IRAN (ISLAMIC REPUBLIC OF)	60.000	42	-99,93	7.350	1.080	-85,31
SAUDI ARABIA	16.947	11.445	-32,47	5.200	3.038	-41,58
KUWAIT	17.371	0	-100,00	1.900	0	-100,00
TURKEY	24.024	24.000	-0,10	480	350	-27,08
UNITED ARAB EMIRATES	148.644	111.116.846	74.653,67	18.032	1.794.275	9.850,50
BAHRAIN	0	18.240	--	0	10.680	--
CYPRUS	0	3.407	--	0	1.724	--
EGYPT	47.000	89.376	90,16	470	7.532	1.502,55
LESOTHO	0	20.000	--	0	1.180	--
TANZANIA, UNITED REPUBLIC OF	342.500	0	-100,00	64.466	0	-100,00
MADAGASCAR	0	26.250	--	0	814	--
KENYA	1.053.930	158.783	-84,93	212.634	35.808	-83,16
REUNION	0	9.786	--	0	7.147	--
ANGOLA	595.200	0	-100,00	65.712	0	-100,00
NIGERIA	246.796	160.000	-35,17	78.767	45.232	-42,57
SOUTH AFRICA	683.400	189.450	-72,28	133.751	9.720	-92,73

TABEL 5. PERKEMBANGAN EKSPOR INDONESIA MENURUT KOMODITI DAN NEGARA TUJUAN

JENIS BARANG	BERAT BERSIH (KG)		PERUB	NILAI FOB (US \$)		PERUB
	JAN-JUL 2006	JAN-JUL 2007	%	JAN-JUL 2006	JAN-JUL 2007	%
(1)	(2)	(3)	(4)	(5)	(6)	(7)
MAURITIUS	197	32.461	16.377,66	882	13.162	1.392,29
AUSTRALIA	1.827.985	4.994.027	173,20	653.965	588.032	-10,08
NEW ZEALAND	77.249	24.183	-68,69	12.427	5.909	-52,45
GUAM	0	26.511	--	0	8.214	--
PALAU	901	0	-100,00	6.309	0	-100,00
NEW CALEDONIA	0	7.441	--	0	6.518	--
VANUATU	0	33.877	--	0	9.533	--
COOK ISLANDS	0	153	--	0	147	--
FIJI	0	1.022.391	--	0	71.785	--
SAMOA	2.413	0	-100,00	18.826	0	-100,00
TONGA	12.911	0	-100,00	4.389	0	-100,00
UNITED STATES	1.447.480	905.883	-37,42	968.935	465.767	-51,93
CANADA	19.434	7.998	-58,85	16.016	14.787	-7,67
MEXICO	0	4.142	--	0	2.527	--
PANAMA	30.000	0	-100,00	4.640	0	-100,00
ARGENTINA	0	8.125	--	0	2.470	--
BRAZIL	36.253	111.411	207,32	7.070	45.520	543,85
COSTA RICA	0	10.476	--	0	10.850	--
ANGUILLA	0	587	--	0	922	--
FRENCH GUIANA	0	304	--	0	705	--
FRENCH POLYNESIA	0	77.056	--	0	23.569	--
MARTINIQUE	34	140	311,76	159	217	36,48
NETHERLANDS ANTILLES	0	23.227	--	0	13.573	--
TURKS AND CAICOS ISLANDS	0	38.625	--	0	4.337	--
GUADELOUPE	0	8.323	--	0	7.287	--
UNITED KINGDOM	198.426	77.738	-60,82	59.957	66.922	11,62
NETHERLANDS	92.508	81.334	-12,08	161.512	78.107	-51,64
FRANCE	58.390	229.662	293,32	12.828	195.051	1.420,51
GERMANY, FED. REP. OF	3.262	148.809	4.461,89	6.094	99.829	1.538,15
AUSTRIA	0	23.926	--	0	18.894	--
BELGIUM	78.227	30.175	-61,43	3.758.306	1.030.650	-72,58
SWITZERLAND	415.301	99.413.066	23.837,59	36.641	1.737.147	4.640,99
DENMARK	0	1.562	--	0	5	--
NORWAY	40.400	0	-100,00	2.020	0	-100,00
SWEDEN	0	14.793	--	0	4.948	--
FINLAND	0	728	--	0	1.026	--
IRELAND	0	6.270	--	0	5.095	--
ITALY	47.530	152.156	220,13	6.253	76.062	1.116,41
SPAIN	307.715	130.724	-57,52	204.119	113.026	-44,63
PORTUGAL	0	1.418	--	0	1.457	--
ICELAND	118.970	0	-100,00	41.325	0	-100,00
GREECE	712	63	-91,15	1.646	189	-88,52
HUNGARY	0	3.130	--	0	5.055	--
POLAND	0	6.566	--	0	5.528	--
ROMANIA	0	1.545	--	0	3.825	--
CROATIA	0	22.000	--	0	1.488	--
MALTA	0	1.592	--	0	2.960	--
SLOVENIA	0	4.578	--	0	1.856	--
CZECH REPUBLIC	100	0	-100,00	53	0	-100,00
BARANG-BARANG SENI	1.632.289	1.861.581	14,05	5.295.837	5.040.737	-4,82
JAPAN	93.119	91.652	-1,58	377.647	293.829	-22,19
HONG KONG	8.002	15.882	98,48	325.683	73.884	-77,31
KOREA, REPUBLIC OF	63.439	26.264	-58,60	84.461	33.092	-60,82
TAIWAN	10.439	82.586	691,13	26.813	140.891	425,46
CHINA	2.067	2.259	9,29	17.640	7.233	-59,00
PAPUA NEW GUINEA	0	891	--	0	3.756	--
THAILAND	3.153	7.401	134,73	4.079	18.115	344,10
SINGAPORE	26.759	28.243	5,55	1.431.531	242.213	-83,08
PHILIPPINES	393	3.162	704,58	3.203	9.439	194,69
MALAYSIA	117.431	43.583	-62,89	158.249	92.348	-41,64
CAMBODIA	0	39.499	--	0	78.750	--
BRUNEI DARUSSALAM	248	2.052	727,42	123	781	534,96
VIET NAM	45	123	173,33	1.253	91	-92,74
MALDIVES	1.176	2.219	88,69	9.311	22.732	144,14
INDIA	3.759	1.201	-68,05	7.140	4.582	-35,83
BANGLADESH	1.870	0	-100,00	680	0	-100,00
SRI LANKA	579	2.744	373,92	1.539	798	-48,15
IRAN (ISLAMIC REPUBLIC OF)	1.394	6.052	334,15	1.337	8.925	567,54
SAUDI ARABIA	3.059	5.824	90,39	9.467	5.416	-42,79
KUWAIT	40.000	182	-99,55	2.200	2.467	12,14
JORDAN	1.058	5.405	410,87	677	4.551	572,23
LEBANON	371	469	26,42	1.529	987	-35,45
YEMEN	279	0	-100,00	418	0	-100,00
OMAN	0	347	--	0	161	--
TURKEY	79.650	118.669	48,99	101.105	166.920	65,10
UNITED ARAB EMIRATES	22.398	18.393	-17,88	52.939	68.787	29,94
QATAR	91	0	-100,00	80	0	-100,00
BAHRAIN	160	561	250,63	26	3.481	13.288,46
CYPRUS	4.673	1.870	-59,98	16.950	7.851	-53,68
EGYPT	571	419	-26,62	942	426	-54,78

TABEL 5. PERKEMBANGAN EKSPOR INDONESIA MENURUT KOMODITI DAN NEGARA TUJUAN

JENIS BARANG	BERAT BERSIH (KG)		PERUB	NILAI FOB (US \$)		PERUB
	JAN-JUL 2006	JAN-JUL 2007	%	JAN-JUL 2006	JAN-JUL 2007	%
(1)	(2)	(3)	(4)	(5)	(6)	(7)
LIBYAN ARAB JAMAHIRIYA	0	642	--	0	1.215	--
MOROCCO	200	671	235,50	306	9.934	3.146,41
TUNISIA	2.896	0	-100,00	5.958	0	-100,00
MADAGASCAR	83	3.003	3.518,07	293	2.314	689,76
KENYA	0	897	--	0	715	--
REUNION	5.110	6.186	21,06	10.784	6.043	-43,96
TOGO	0	16	--	0	15	--
COTE D'IVOIRE	0	112	--	0	117	--
SENEGAL	10.687	31.294	192,82	9.920	28.742	189,74
U.S. VIRGIN ISLANDS	61	0	-100,00	212	0	-100,00
SOUTH AFRICA	1.710	15.702	818,25	5.155	27.870	440,64
MAURITIUS	1.089	1.196	9,83	1.905	3.168	66,30
VIRGIN ISLANDS (BRITISH)	4	1	-75,00	40	25	-37,50
AUSTRALIA	126.284	170.168	34,75	199.948	373.496	86,80
NEW ZEALAND	5.025	15.243	203,34	9.602	18.306	90,65
MICRONESIA, FEDERATED STATES OF	361	0	-100,00	814	0	-100,00
GUAM	813	595	-26,81	1.150	2.491	116,61
NEW CALEDONIA	4.399	8.596	95,41	8.278	20.221	144,27
NORTHERN MARIANA ISLANDS	0	180	--	0	1.004	--
VANUATU	704	398	-43,47	1.410	608	-56,88
COOK ISLANDS	4.492	235	-94,77	11.633	742	-93,62
FIJI	17.343	754	-95,65	30.294	981	-96,76
UNITED STATES	170.684	148.435	-13,04	625.180	526.987	-15,71
CANADA	15.082	9.129	-39,47	26.499	31.908	20,41
MEXICO	7.389	535	-92,76	13.620	1.408	-89,66
PANAMA	690	547	-20,72	450	741	64,67
SURINAME	0	11.150	--	0	12.144	--
CHILE	236	6.756	2.762,71	375	7.258	1.835,47
VENEZUELA	0	39	--	0	47	--
ARGENTINA	156	8	-94,87	397	6	-98,49
BRAZIL	1.530	1.372	-10,33	2.413	182.395	7.458,85
COLOMBIA	105	816	677,14	219	1.222	457,99
URUGUAY	0	958	--	0	1.290	--
ECUADOR	0	1.708	--	0	1.780	--
PERU	30	0	-100,00	144	0	-100,00
BAHAMAS	0	516	--	0	879	--
JAMAICA	0	721	--	0	165	--
PUERTO RICO	495	4.323	773,33	389	8.953	2.201,54
DOMINICAN REPUBLIC	498	1.757	252,81	897	4.729	427,20
EL SALVADOR	235	0	-100,00	482	0	-100,00
COSTA RICA	1.244	1.680	35,05	1.102	1.910	73,32
HAITI	206	0	-100,00	572	0	-100,00
ANTIGUA AND BARBUDA	513	0	-100,00	242	0	-100,00
ARUBA	4.225	0	-100,00	8.158	0	-100,00
CAYMAN ISLANDS	22	0	-100,00	894	0	-100,00
DOMINICA	361	0	-100,00	300	0	-100,00
FRENCH GUIANA	3.762	8	-99,79	1.894	42	-97,78
FRENCH POLYNESIA	10.160	14.970	47,34	10.569	22.078	108,89
MARTINIQUE	901	1.985	120,31	1.599	3.024	89,12
NETHERLANDS ANTILLES	1.464	1.569	7,17	8.815	8.720	-1,08
GUADELOUPE	482	997	106,85	1.144	2.423	111,80
UNITED KINGDOM	93.665	27.296	-70,86	128.063	75.587	-40,98
NETHERLANDS	75.043	61.566	-17,96	256.435	150.978	-41,12
FRANCE	107.054	197.691	84,66	301.953	1.080.210	257,74
GERMANY, FED. REP. OF	114.557	164.596	43,68	229.931	246.534	7,22
AUSTRIA	701	1.380	96,86	2.100	3.943	87,76
BELGIUM	42.669	54.672	28,13	93.997	111.114	18,21
SWITZERLAND	2.497	10.796	332,36	7.004	32.879	369,43
LUXEMBOURG	0	100	--	0	466	--
DENMARK	3.621	9.615	165,53	21.983	33.010	50,16
NORWAY	67	1.161	1.632,84	125	2.499	1.899,20
SWEDEN	32.169	3.540	-89,00	32.818	6.997	-78,68
FINLAND	184	77	-58,15	881	179	-79,68
IRELAND	3.618	10.878	200,66	5.648	14.001	147,89
ITALY	142.578	160.472	12,55	286.524	288.630	0,74
SPAIN	107.226	155.153	44,70	243.964	276.038	13,15
PORTUGAL	2.508	3.841	53,15	2.474	8.712	252,14
GREECE	3.300	6.722	103,70	4.344	24.629	466,97
HUNGARY	5.189	2.002	-61,42	11.896	4.105	-65,49
POLAND	774	3.237	318,22	4.950	47.090	851,31
ROMANIA	935	2.099	124,49	815	1.443	77,06
BULGARIA	1.557	1.775	14,00	8.410	1.391	-83,46
YUGOSLAVIA	0	13	--	0	16	--
KAZAKHSTAN	561	0	-100,00	850	0	-100,00
UKRAINE	132	302	128,79	300	321	7,00
LITHUANIA	10	0	-100,00	71	0	-100,00
CROATIA	1.264	6.199	390,43	3.880	13.454	246,75
MALTA	0	273	--	0	613	--
SLOVAKIA	364	559	53,57	290	1.455	401,72
SLOVENIA	425	312	-26,59	279	1.078	286,38
CZECH REPUBLIC	23	430	1.769,57	10	869	8.590,00

TABEL 5. PERKEMBANGAN EKSPOR INDONESIA MENURUT KOMODITI DAN NEGARA TUJUAN

JENIS BARANG	BERAT BERSIH (KG)		PERUB	NILAI FOB (US \$)		PERUB
	JAN-JUL 2006	JAN-JUL 2007	%	JAN-JUL 2006	JAN-JUL 2007	%
(1)	(2)	(3)	(4)	(5)	(6)	(7)
RUSSIA FEDERATION	1.684	1.004	-40,38	4.764	1.874	-60,66
BARANG KIRIMAN, POS DAN YANG DIK	43.588	2.250	-94,84	96.882	651	-99,33
JAPAN	43.588	0	-100,00	96.882	0	-100,00
MALAYSIA	0	2.250	--	0	651	--
LAINNYA	348	1.938	456,90	9.025	20.633	128,62
JAPAN	17	8	-52,94	7.000	21	-99,70
HONG KONG	100	121	21,00	500	16.531	3.206,20
SINGAPORE	89	0	-100,00	944	0	-100,00
AUSTRALIA	0	426	--	0	147	--
WALLIS AND FUTUNA ISLANDS	0	462	--	0	1.105	--
UNITED STATES	142	0	-100,00	581	0	-100,00
SPAIN	0	921	--	0	2.829	--
Total Ekspor	175.298.938.678	193.958.380.796	10,64	55.797.976.934	63.899.664.539	14,52

<https://www.bps.go.id>