



Statistik
**HARGA
KONSUMEN
PERDESAAN**

Provinsi Jawa Tengah

*Rural Consumer Price Statistics
Jawa Tengah Province*

2022



**BADAN PUSAT STATISTIK
PROVINSI JAWA TENGAH**
BPS-Statistics Jawa Tengah Province

<https://jateng.bps.go.id>

Statistik
**HARGA
KONSUMEN
PERDESAAN**
Provinsi Jawa Tengah
*Rural Consumer Price Statistics
Jawa Tengah Province*

2022

**Statistik Harga Konsumen Perdesaan
Provinsi Jawa Tengah 2022**
*Rural Consumer Price Statistics
Jawa Tengah Province 2022*

Katalog/Catalogue: 7104004.33

Ukuran Buku/Book Size: 18,2 cm x 25,7 cm

No. Publikasi/Publication Number: 33000.2388

Jumlah Halaman/Page of Number: xvi+142 halaman/pages

Penyusun Naskah/Manuscript Drafter:

Badan Pusat Statistik Provinsi Jawa Tengah
BPS-Statistics of Jawa Tengah Province

Penyunting/Editor:

Badan Pusat Statistik Provinsi Jawa Tengah
BPS-Statistics of Jawa Tengah Province

Pembuat Cover/Cover Designer:

Badan Pusat Statistik Provinsi Jawa Tengah
BPS-Statistics of Jawa Tengah Province

Penerbit/Publisher:

© Badan Pusat Statistik Provinsi Jawa Tengah

© *BPS-Statistics of Jawa Tengah Province*

Dilarang mengumumkan, mendistribusikan, mengomunikasikan, dan/atau menggandakan sebagian atau seluruh isi buku ini untuk tujuan komersial tanpa izin tertulis dari Badan Pusat Statistik

Prohibited to announce, distribute, communicate, and/or copy part or all of this book for commercial purposes without permission from BPS-Statistics Indonesia.

Tim Penyusun/*Compilers*
Statistik Harga Konsumen Perdesaan
Provinsi Jawa Tengah 2022
Rural Consumer Price Statistics
Jawa Tengah Province 2022

Pengarah/*Director*

Dr. Dadang Hardiwan, S.Si, M.Si

Penanggung Jawab Umum/*Person in Charge*

Arjuliwondo, S.Si

Penyunting/*Editor*

Arjuliwondo, S.Si

Pengolah Data dan Penulis Naskah/*Data Processor and Writer*

Uswatun Khasanah, SST

Pembuat Infografis/*Infographics Designer*

Fitra Eka Nurfarid, S.Pd

Penerjemah/*Translator*


Uswatun Khasanah, SST

KATA PENGANTAR

Publikasi Statistik Harga Konsumen Perdesaan Provinsi Jawa Tengah 2022 ini merupakan seri publikasi tahunan yang diterbitkan oleh Badan Pusat Statistik (BPS) Provinsi Jawa Tengah. Publikasi ini menyajikan data harga konsumen/eceran barang/jasa keperluan konsumsi rumah tangga kelompok makanan dan non makanan di perdesaan selama tahun 2022. Data yang disajikan dikumpulkan melalui Survei Harga Konsumen Perdesaan yang dilakukan setiap bulan di Provinsi Jawa Tengah.

Publikasi ini dapat terwujud berkat kerja sama dan partisipasi dari berbagai pihak. Kepada semua pihak yang telah memberikan kontribusi, disampaikan terima kasih. Semoga publikasi ini bermanfaat bagi pengguna data dan dapat dijadikan acuan dalam pengambilan kebijakan. Kritik dan saran yang membangun sangat diharapkan guna perbaikan publikasi yang akan datang.

Semarang, November 2023
Kepala Badan Pusat Statistik
Provinsi Jawa Tengah



Dadang Hardiwan

PREFACE

Publication of Rural Consumer Price Statistics Jawa Tengah Province is an annual publication series issued by Statistics of Jawa Tengah Province. This publication presents data of consumer/retail prices of goods/services for household consumption in rural markets during 2022. The data were collected through monthly Rural Consumer Price Survey.

The release of publication has been made possible due to assistance and contribution of various parties. To all the parties who have been involved in the completion of this publication, I would like to express my high appreciation and gratitude. Hopefully, this publication provides benefits for data users and can be used as a reference in policy making. Constructive criticism and suggestions are expected to improve future publications.

Semarang, November 2022

*Statistics of Jawa Tengah Province
Chief Statistician*



Dadang Hardiwan

DAFTAR ISI/CONTENTS

	Hal/Page
KATA PENGANTAR	v
<i>PREFACE</i>	vi
DAFTAR ISI/ <i>CONTENTS</i>	vii
DAFTAR GAMBAR/ <i>LIST OF PICTURES</i>	viii
DAFTAR LAMPIRAN/ <i>LIST OF APPENDIX</i>	ix
1. PENDAHULUAN/ <i>INTRODUCTION</i>	3
2. KONSEP DAN DEFINISI/ <i>CONCEPTS AND DEFINITIONS</i>	9
2.1 Pasar/ <i>Market</i>	9
2.2 Harga Konsumen/Eceran Perdesaan/ <i>Consumer/Retail Price</i>	9
2.3 Satuan/ <i>Unit</i>	11
2.4 Konsumsi Rumah Tangga/ <i>Household Consumption</i>	11
3. METODOLOGI/ <i>METHODOLOGY</i>	17
3.1 Metode Pengumpulan Data/ <i>Data Collection Method</i>	17
3.2 Metode Penghitungan Rata-Rata Harga/ <i>Calculation Method of Average Price</i>	18
4. ULASAN SINGKAT/ <i>REVIEW</i>	23
4.1 Kelompok Makanan/ <i>Food Groups</i>	23
4.2 Kelompok Non-Makanan/ <i>Non-Food Groups</i>	30
LAMPIRAN/ <i>APPENDIX</i>	39

DAFTAR GAMBAR/LIST OF PICTURES

		Hal/Page
Gambar 1/ <i>Picture 1</i>	Rata-Rata Harga Beras (Rp/Kg), 2022 <i>Average Price of Rice (Rp/Kg), 2022</i>	24
Gambar 2/ <i>Picture 2</i>	Rata-Rata Harga Bawang Merah dan Cabai Merah (Rp/Kg), 2022 <i>Average Price of Shallot and Red Chili (Rp/Kg), 2022</i>	25
Gambar 3/ <i>Picture 3</i>	Rata-Rata Harga Gula Pasir (Rp/Kg), 2022 <i>Average Price of Sugar (Rp/Kg), 2022</i>	26
Gambar 4/ <i>Picture 4</i>	Rata-Rata Harga Daging Ayam Ras (Rp/Kg), 2022 <i>Average Price of Chicken Meat (Rp/Kg), 2022</i>	27
Gambar 5/ <i>Picture 5</i>	Rata-Rata Harga Minyak Goreng (Rp/Liter), 2022 <i>Average Price of Cooking Oil (Rp/Liter), 2022</i>	28
Gambar 6/ <i>Picture 6</i>	Rata-Rata Harga Rokok Kretek Filter (Rp/Bungkus=12 Batang), 2022 <i>Average Price of Filtered Kretek Cigarette (Rp/Pack of 12 Pieces), 2022</i>	29
Gambar 7/ <i>Picture 7</i>	Rata-Rata Harga Seragam (Rp/Stel), 2022 <i>Average Price of School Uniform (Rp/Pair), 2022</i>	31
Gambar 8/ <i>Picture 8</i>	Rata-Rata Harga Pasir (Rp/m ³), 2022 <i>Average Price of Sand (Rp/m³), 2022</i>	32
Gambar 9/ <i>Picture 9</i>	Rata-Rata Harga Sabun Deterjen (Rp/kg), 2022 <i>Average Price of Detergent (Rp/kg), 2022</i>	33
Gambar 10/ <i>Picture 10</i>	Rata-Rata Tarif Dokter Umum Tanpa Obat (Rp/Pasien), 2022 <i>Average Price of General Practitioners Without Medicine (Rp/Patient), 2022</i>	34
Gambar 11/ <i>Picture 11</i>	Rata-Rata Harga Bensin Eceran (Rp/Liter), 2022 <i>Average Price of Retail Fuel (Rp/Liter), 2022</i>	35
Gambar 12/ <i>Picture 11</i>	Rata-Rata Harga Buku Tulis Bergaris (Rp/Buah), 2022 <i>Average Price of Lined Notebook (Rp/Piece), 2022</i>	36
Gambar 13/ <i>Picture 13</i>	Rata-Rata Harga Sabun Mandi (Rp/Buah), 2022 <i>Average Price of Bath Soap (Rp/Piece), 2022</i>	37
Gambar 14/ <i>Picture 14</i>	Rata-Rata Harga Emas Perhiasan (Rp/Gram), 2022 <i>Average Price of Gold Jewelry (Rp/Gram), 2022</i>	38

DAFTAR LAMPIRAN/LIST OF APPENDIX

		Hal/Page
Lampiran/ Appendix 1	Kelompok Makanan, Minuman , dan Tembakau <i>Food, Beverages, and Tobacco Division</i>	41
Lampiran/ Appendix 1.1	Harga Konsumen Perdesaan Kelas Sereal dan Produk Sereal, 2022 <i>Rural Consumer Price Class of Cereals and Cereal Products, 2022</i>	43
Lampiran/ Appendix 1.2	Harga Konsumen Perdesaan Subkelas Kacang-kacangan Kering, Kelas Sayuran, Umbi-umbian, Pisang Raja, dan Kacang-kacangan, 2022 <i>Rural Consumer Prices Subclass of Dried Nuts, Class of Vegetables, Tubers, Plantains, and Nuts, 2022</i>	45
Lampiran/ Appendix 1.3	Harga Konsumen Perdesaan Subkelas Olahan Sayuran, Umbi-umbian, Pisang Raja, dan Kacang-kacangan Kelas Sayuran, Umbi-umbian, Pisang Raja, dan Kacang-kacangan, 2022 <i>Rural Consumer Prices Subclass of Processed Vegetables, Tubers, Plantains, and Nuts, Class of Vegetables, Tubers, Plantains, and Nuts, 2022</i>	46
Lampiran/ Appendix 1.4	Harga Konsumen Perdesaan Subkelas Sayuran Berbuah (Segar atau Dingin), Kelas Sayuran, Umbi-umbian, Pisang Raja, dan Kacang-kacangan, 2022 <i>Rural Consumer Price Subclass of Fruit Vegetables (Fresh or Cold), Class of Vegetables, Tubers, Plantains, and Nuts, 2022</i>	47
Lampiran/ Appendix 1.5	Harga Konsumen Perdesaan Subkelas Sayuran Berjenis Kacang Polong-polongan (Segar atau Dingin), Kelas Sayuran, Umbi-umbian, Pisang Raja, dan Kacang-kacangan, 2022 <i>Rural Consumer Prices Subclass Vegetables of Legumes (Fresh or Cold), Class of Vegetables, Tubers, Plantains, and Nuts, 2022</i>	49
Lampiran/ Appendix 1.6	Harga Konsumen Perdesaan Subkelas Sayuran Lainnya (Segar atau Dingin), Kelas Sayuran, Umbi-umbian, Pisang Raja, dan Kacang-kacangan, 2022 <i>Rural Consumer Price Subclass of Other Vegetables (Fresh or Cold), Class of Vegetables, Tubers, Plantains, and Nuts, 2022</i>	50

Lampiran/ <i>Appendix 1.7</i>	Harga Konsumen Perdesaan Subkelas Umbi, Pisang Raja, dan Pisang (untuk dimasak), Kelas Sayuran, Umbi-umbian, Pisang Raja, dan Kacang-kacangan, 2022 <i>Rural Consumer Price of Subclass of Tubers, Plantains, and Bananas (for cooking), Class of Vegetables, Tubers, Plantains, and Nuts, 2022</i>	51
Lampiran/ <i>Appendix 1.8</i>	Harga Konsumen Perdesaan Subkelas Sayuran Berdaun atau Berbatang (Segar atau Dingin), Kelas Sayuran, Umbi-umbian, Pisang Raja, dan Kacang-kacangan, 2022 <i>Rural Consumer Prices Subclass of Leafy or Stem Vegetables (Fresh or Cold), Class of Vegetables, Tubers, Plantains, and Nuts, 2022</i>	52
Lampiran/ <i>Appendix 1.9</i>	Harga Konsumen Perdesaan Subkelas Sayuran, Umbi-umbian, Pisang Raja, dan Kacang-kacangan Lainnya yang Dikeringkan, Kelas Sayuran, Umbi-umbian, Pisang Raja, dan Kacang-kacangan, 2022 <i>Rural Consumer Prices Subclass of Vegetables, Tubers, Plantains, and Other Nuts Dried, Class of Vegetables, Tubers, Plantains, and Nuts, 2022</i>	53
Lampiran/ <i>Appendix 1.10</i>	Harga Konsumen Perdesaan Subkelas Buah Batu dan Buah Kelas Buah dan Kacang-Kacangan Pome (Segar) Kelas Buah dan Kacang-kacangan, 2022 <i>Rural Consumer Prices Subclass of Stone Fruit and Pome Fruit (Fresh), Class of Fruit and Nuts, 2022</i>	54
Lampiran/ <i>Appendix 1.11</i>	Harga Konsumen Perdesaan Subkelas Buah-buahan Citrus (Segar), Kelas Buah dan Kacang-kacangan, 2022 <i>Rural Consumer Prices Subclass of Citrus Fruits (Fresh), Class of Fruits and Nuts, 2022</i>	55
Lampiran/ <i>Appendix 1.12</i>	Harga Konsumen Perdesaan Subkelas Buah-buahan Kering, Kelas Buah dan Kacang-kacangan, 2022 <i>Rural Consumer Prices Subclass of Dried Fruits, Class of Fruits and Nuts, 2022</i>	56
Lampiran/ <i>Appendix 1.13</i>	Harga Konsumen Perdesaan Subkelas Buah-buahan Lainnya (Segar) Kelas Buah dan Kacang-kacangan, 2022 <i>Rural Consumer Prices Subclass of Fruits Other (Fresh), Class of Fruits and Nuts, 2022</i>	57
Lampiran/ <i>Appendix 1.14</i>	Harga Konsumen Perdesaan Subkelas Kurma, Buah Ara/Tin, dan Buah-buahan Tropis (Segar), Kelas Buah dan Kacang-kacangan, 2022	58

	Hal/Page
	<i>Rural Consumer Prices Subclass of Dates, Figs / Tin, and Tropical Fruits (Fresh), Class of Fruits and Nuts, 2022</i>
Lampiran/ Appendix 1.15	Harga Konsumen Perdesaan Subkelas Kacang (dengan Kulit atau Kupas), Kelas Buah dan Kacang-kacangan, 2022 <i>Rural Consumer Prices Subclass of Nuts (with Skin or Peel), Class of Fruits and Nuts, 2022</i> 59
Lampiran/ Appendix 1.16	Harga Konsumen Perdesaan Kelas Gula, Kembang Gula, dan Makanan Pencuci Mulut, 2022 <i>Rural Consumer Prices Class of Sugar, Confectionery, and Desserts, 2022</i> 60
Lampiran/ Appendix 1.17	Harga Konsumen Perdesaan Subkelas Garam, Bumbu, dan Saus, Kelas Makanan Siap Saji dan Makanan Olahan Lainnya, 2022 <i>Rural Consumer Prices Subclass of Salt, Seasoning, and Sauce, Class of Fast Food and Other Processed Food, 2022</i> 61
Lampiran/ Appendix 1.18	Harga Konsumen Perdesaan Subkelas Makanan Bayi, Kelas Makanan Siap Saji dan Makanan Olahan Lainnya, 2022 <i>Rural Consumer Prices Subclass of Baby Food, Class of Fast Food and Other Processed Food, 2022</i> 62
Lampiran/ Appendix 1.19	Harga Konsumen Perdesaan Subkelas Makanan Olahan Lainnya, Kelas Makanan Siap Saji dan Makanan Olahan Lainnya, 2022 <i>Rural Consumer Prices Subclass of Other Processed Foods, Class of Fast Food and Other Processed Food, 2022</i> 63
Lampiran/ Appendix 1.20	Harga Konsumen Perdesaan Subkelas Rempah-rempahan, Biji-bijian, dan Bumbu Herba, Kelas Makanan Siap Saji dan Makanan Olahan Lainnya, 2022 <i>Rural Consumer Prices Subclass of Spices, Grains and Herbs, Class of Fast Food and Other Processed Food, 2022</i> 64
Lampiran/ Appendix 1.21	Harga Konsumen Perdesaan Kelas Minyak dan Lemak, 2022 <i>Rural Consumer Prices Class of Oil and Fat, 2022</i> 65
Lampiran/ Appendix 1.22	Harga Konsumen Perdesaan Subkelas Daging (Segar, Dingin, atau Beku), Kelas Hewan Hidup, Daging, dan Bagian lain Hewan Hasil Sembelih, 2022 <i>Rural Consumer Prices Subclass of Meat (Fresh, Cold, or Frozen), Class of Live Animals, Meat, and Other Parts of Slaughtered Animals, 2022</i> 66
Lampiran/ Appendix 1.23	Harga Konsumen Perdesaan Subkelas Hasil Olahan Daging, Jeroan, Darah dan Bagian lain dari hewan yang 67

	disembelih, Kelas Hewan Hidup, Daging, dan Bagian lain Hewan Hasil Sembelih, 2022 <i>Rural Consumer Prices Subclass of Processed Meat, Offal, Blood and Other Parts of Slaughtered Animals, Class of Live Animals, Meat, and Other Parts of Slaughtered Animals, 2022</i>	
Lampiran/ Appendix 1.24	Harga Konsumen Perdesaan Subkelas Jeroan, Darah, dan Bagian lain dari hewan yang disembelih (Segar, Dingin/Beku, Kering, Asin, Diasinkan, atau Diasap), Kelas Hewan Hidup, Daging, dan Bagian lain Hewan Hasil Sembelih, 2022 <i>Rural Consumer Prices Subclass of Offal, Blood, and Other Parts of Slaughtered Animals (Fresh, Cold/Frozen, Dried, Salted, Salted, or Smoked), Class of Live Animals, Meat, and Other Parts of Slaughtered Animals, 2022</i>	68
Lampiran/ Appendix 1.25	Harga Konsumen Perdesaan Subkelas Ikan (Hidup, Segar, Dingin, atau Beku), Kelas Ikan dan Makanan laut lainnya, 2022 <i>Rural Consumer Prices Subclass of Fish (Live, Fresh, Chilled, or Frozen), Class of Fish and Other Seafood, 2022</i>	69
Lampiran/ Appendix 1.26	Harga Konsumen Perdesaan Subkelas Ikan (Kering, Asin, Diasinkan, atau Diasap), Kelas Ikan dan Makanan laut lainnya, 2022 <i>Rural Consumer Prices Subclass of Fish (Dried, Salted, Salted, or Smoked), Class of Fish and Other Seafood, 2022</i>	72
Lampiran/ Appendix 1.27	Harga Konsumen Perdesaan Subkelas Makanan Laut lainnya (Segar, Dingin, atau Beku), Kelas Ikan dan Makanan laut lainnya, 2022 <i>Rural Consumer Prices Subclass of Other Seafood (Fresh, Cold, or Frozen), Class of Fish and Other Seafood, 2022</i>	73
Lampiran/ Appendix 1.28	Harga Konsumen Perdesaan Kelas Susu, Produk Susu Lainnya, dan Telur, 2022 <i>Rural Consumer Prices Class of Milk, Other Dairy Products, and Eggs, 2022</i>	74
Lampiran/ Appendix 1.29	Harga Konsumen Perdesaan Kelas Tembakau Subdivisi Rokok dan Tembakau, 2022 <i>Rural Consumer Prices Class of Tobacco, Subdivision of Cigarette and Tobacco, 2022</i>	76
Lampiran/ Appendix 1.30	Harga Konsumen Perdesaan Subdivisi Minuman yang Tidak Berakohol, 2022	77

	<i>Rural Consumer Prices Subdivision of Non-Alcoholic Beverage, 2022</i>	
Lampiran/ Appendix 1.31	Harga Konsumen Perdesaan Kelas Bir Subdivisi Minuman yang Berakohol, 2022 <i>Rural Consumer Prices Class of Beer Subdivision of Alcoholic Beverage, 2022</i>	79
Lampiran/ Appendix 2	Kelompok Pakaian Dan Alas Kaki <i>Clothing and Footwear Division</i>	81
Lampiran/ Appendix 2.1	Harga Konsumen Perdesaan Kelas Bahan Pakaian, 2022 <i>Rural Consumer Prices Class of Clothing Material, 2022</i>	83
Lampiran/ Appendix 2.2	Harga Konsumen Perdesaan Kelas Barang-barang dan Aksesoris Pakaian Lainnya, 2022 <i>Rural Consumer Prices Class of Other Apparel Goods and Accessories, 2022</i>	84
Lampiran/ Appendix 2.3	Harga Konsumen Perdesaan Kelas Jasa Membersihkan, Memperbaiki, Menjahit, dan Menyewa Pakaian, 2022 <i>Rural Consumer Prices Service Class of Cleaning, Repairing, Sewing, and Renting Clothes, 2022</i>	85
Lampiran/ Appendix 2.4	Harga Konsumen Perdesaan Subkelas Pakaian Laki-laki dan Anak Laki-laki, Kelas Pakaian Jadi, 2022 <i>Rural Consumer Prices Subclass of Men's and Boys' Clothing, Class of Clothing, 2022</i>	86
Lampiran/ Appendix 2.5	Harga Konsumen Perdesaan Subkelas Pakaian Wanita dan Anak Perempuan, Kelas Pakaian Jadi, 2022 <i>Rural Consumer Prices Subclass of Women's and Girls' Clothing, Class of Clothing, 2022</i>	88
Lampiran/ Appendix 2.6	Harga Konsumen Perdesaan Subkelas Alas Kaki untuk Bayi dan Anak-anak, Kelas Sepatu dan Alas Kaki Lainnya, 2022 <i>Rural Consumer Prices Subclass of Babies and Children Footwear, Class of Shoes and Other Footwear, 2022</i>	89
Lampiran/ Appendix 2.7	Harga Konsumen Perdesaan Subkelas Alas Kaki untuk Laki-laki, Kelas Sepatu dan Alas Kaki Lainnya, 2022 <i>Rural Consumer Prices Subclass of Men Footwear, Class of Shoes and Other Footwear, 2022</i>	90
Lampiran/ Appendix 2.8	Harga Konsumen Perdesaan Subkelas Alas Kaki untuk Wanita, Kelas Sepatu dan Alas Kaki Lainnya, 2022 <i>Rural Consumer Prices Subclass of Women Footwear, Class of Shoes and Other Footwear, 2022</i>	91

Lampiran/ Appendix 3	Kelompok Perumahan, Air, Listrik, Dan Bahan Bakar Rumah Tangga <i>Housing, Water, Electricity and Household Fuel Division</i>	93
Lampiran/ Appendix 3.1	Harga Konsumen Perdesaan Subdivisi Listrik dan Bahan Bakar Rumah Tangga, 2022 <i>Rural Consumer Prices Subdivision of Electricity and Household Fuel, 2022</i>	95
Lampiran/ Appendix 3.2	Harga Konsumen Perdesaan Subdivisi Pemeliharaan, Perbaikan, dan Keamanan Tempat Tinggal/Perumahan, 2022 <i>Rural Consumer Prices Subdivision of Residential/Housing Maintenance, Repair and Security, 2022</i>	96
Lampiran/ Appendix 3.3	Harga Konsumen Perdesaan Subdivisi Sewa dan Kontrak Rumah, 2022 <i>Rural Consumer Prices Subdivision of Rent and House Contract, 2022</i>	101
Lampiran/ Appendix 4	Kelompok Perlengkapan, Peralatan Dan Pemeliharaan Rutin Rumah Tangga <i>Furnishings, Household Equipment, and Routine Household Maintenance Division</i>	103
Lampiran/ Appendix 4.1	Harga Konsumen Perdesaan Kelas Furnitur, Perlengkapan, dan Karpét, 2022 <i>Rural Consumer Prices Class of Furniture, Equipment, and Carpets, 2022</i>	105
Lampiran/ Appendix 4.2	Harga Konsumen Perdesaan Kelas Peralatan Kecil Rumah Tangga, 2022 <i>Rural Consumer Prices Class of Small Household Appliances, 2022</i>	106
Lampiran/ Appendix 4.3	Harga Konsumen Perdesaan Kelas Barang Pecah Belah, Peralatan Makan Minum, dan Perlengkapan Rumah Tangga, 2022 <i>Rural Consumer Prices Class of Glassware, Drinkware, and Household Appliances, 2022</i>	107
Lampiran/ Appendix 4.4	Harga Konsumen Perdesaan Kelas Barang-barang Rumah Tangga yang Tidak Tahan Lama, 2022 <i>Rural Consumer Prices Class of Non-durable Household Goods, 2022</i>	109
Lampiran/ Appendix 4.5	Harga Konsumen Perdesaan Subkelas Linen Meja dan Linen Kamar Mandi, Kelas Tekstil Rumah Tangga, 2022	111

	<i>Hal/Page</i>
	<i>Rural Consumer Prices Subclass of Table Linen and Bathroom Linen, Class of Household Textile, 2022</i>
Lampiran/ <i>Appendix 4.6</i>	Harga Konsumen Perdesaan Kelas Jasa Tenaga Kerja yang Melayani Rumah Tangga, 2022 <i>Rural Consumer Prices Class of Service Labor Serving Households, 2022</i> 112
Lampiran/ <i>Appendix 4.7</i>	Harga Konsumen Perdesaan Kelas Jasa Tenaga Kerja yang Melayani Rumah Tangga, 2022 <i>Rural Consumer Prices Class of Service Labor Serving Households, 2022</i> 113
Lampiran/ <i>Appendix 5</i>	Kelompok Kesehatan <i>Health Division</i> 115
Lampiran/ <i>Appendix 5.1</i>	Harga Konsumen Perdesaan Kelas Layanan Rawat Jalan Lainnya (Tidak Termasuk Upaya Pencegahan dan Rawat Gigi), 2022 <i>Rural Consumer Prices Class of Other Outpatient Service (Excluding Prevention and Dental Care), 2022</i> 107
Lampiran/ <i>Appendix 5.2</i>	Harga Konsumen Perdesaan Kelas Obat-obatan, 2022 <i>Rural Consumer Prices Class of Medicine, 2022</i> 118
Lampiran 6/ <i>Appendix</i>	Transportasi <i>Transportation</i> 119
Lampiran/ <i>Appendix 6.1</i>	Harga Konsumen Perdesaan Kelas Angkutan Darat, Subdivisi Jasa Angkutan Penumpang, 2022 <i>Rural Consumer Prices Class of Land Transportation, Subdivision of Passenger Transportation Services, 2022</i> 121
Lampiran/ <i>Appendix 6.2</i>	Harga Konsumen Perdesaan Subdivisi Pembelian Kendaraan, 2022 <i>Rural Consumer Prices Subdivision of Vehicle Purchasing, 2022</i> 122
Lampiran/ <i>Appendix 6.3</i>	Harga Konsumen Perdesaan Kelas Suku Cadang dan Aksesoris Kendaraan Pribadi, Subdivisi Pengoperasian Peralatan Transportasi Pribadi, 2022 <i>Rural Consumer Prices Class of Parts and Accessories of Private Vehicles, Subdivision of Operation of Personal Transport Equipmen, 2022t</i> 123
Lampiran/ <i>Appendix 6.4</i>	Harga Konsumen Perdesaan Kelas Bahan Bakar dan Pelumas Kendaraan Pribadi, Subdivisi Pengoperasian Peralatan Transportasi Pribadi, 2022 124

	<i>Rural Consumer Prices Private Class of Vehicle Fuel and Lubricant Operation of Personal Transportation, Subdivision of Operation of Personal Transportation Equipment, 2022</i>	
Lampiran/ Appendix 6.5	Harga Konsumen Perdesaan Subdivisi Jasa Pengiriman Barang, 2022 <i>Rural Consumer Prices Subdivision of Freight Forwarding Service, 2022</i>	125
Lampiran/ Appendix 7	Kelompok Informasi, Komunikasi, dan Jasa Keuangan Information, Communication, and Financial Services Division	127
Lampiran/ Appendix 7.1	Harga Konsumen Perdesaan Divisi Informasi, Komunikasi, dan Jasa Keuangan, 2022 <i>Rural Consumer Prices Division of Information, Communication, and Financial Services, 2022</i>	129
Lampiran/ Appendix 8	Kelompok Rekreasi, Olahraga, dan Budaya Recreation, Sport, and Culture Division	131
Lampiran/ Appendix 8.1	Harga Konsumen Perdesaan Subdivisi Koran, Buku, dan Perlengkapan Sekolah, 2022 <i>Rural Consumer Prices Subdivision of Newspapers, Books, and School Supplies, 2022</i>	133
Lampiran/ Appendix 9	Kelompok Penyediaan Makanan dan Minuman/Restoran Provision Food and Beverages/Restaurants Division	135
Lampiran/ Appendix 9.1	Harga Konsumen Perdesaan Kelas Restoran, Kafe, dan Sejenisnya, 2022 <i>Rural Consumer Prices Class of Restaurant, Cafe, and Its Kind, 2022</i>	137
Lampiran/ Appendix 10	Perawatan Pribadi dan Jasa Lainnya Personal Care and Miscellaneous services	139
Lampiran 10.1	Harga Konsumen Perdesaan Subdivisi Perawatan Pribadi Lainnya, 2022 <i>Rural Consumer Prices Subdivisions of Other Personal Care, 2022</i>	141



BADAN PUSAT STATISTIK
PROVINSI JAWA TENGAH

Statistik
**HARGA
KONSUMEN
PERDESAAN**
Provinsi Jawa Tengah

Rural Consumer Price Statistics
Jawa Tengah Province

2022

<https://jateng.bps.go.id>

Bab 1

PENDAHULUAN

Introduction



ST 2023
SENSUS PERTANIAN

BerAKHLAK
Berorientasi Pelayanan Akuntabel Kompeten
Harmonis Loyal Adaptif Kolaborasi

1. PENDAHULUAN

1.1 Latar Belakang

Tingkat kesejahteraan masyarakat khususnya di daerah pedesaan sangat ditentukan oleh tingkat keberhasilan pembangunan khususnya sektor pertanian, karena sektor ini masih sangat mendominasi daerah pedesaan. Unsur daya beli masyarakat pedesaan merupakan salah satu indikator yang dapat menggambarkan tingkat kesejahteraan. Oleh karena itu, informasi tentang harga khususnya harga konsumen untuk berbagai komoditas di daerah pedesaan sangat diperlukan guna menentukan suatu kebijakan pemerintah untuk membantu mewujudkan kesejahteraan masyarakat daerah pedesaan.

Pengumpulan data harga konsumen pedesaan dilakukan di seluruh provinsi di Indonesia melalui Survei Harga Konsumen Pedesaan yang merupakan kegiatan rutin bulanan dalam rangka penghitungan Indeks Harga yang Dibayar Petani (Ib)

1. INTRODUCTION

1.1 Background

The level of well-being of the society especially in rural areas is mostly determined by the level of success of development, especially in the agricultural sector, because this sector still dominates the rural areas. The purchasing power of rural population is one of indicators that can describe the level of well-being. Therefore, information about consumer price especially price for various commodities in rural areas is needed to determine a government policy in assisting the public welfare in rural areas.

Rural consumer price data collection is conducted in all provinces in Indonesia through the Rural Consumer Price Survey which is a monthly routine in order to calculate Prices Paid by Farmers Indices and the Farmers' Terms of

dan Nilai Tukar Petani (NTP). Harga Konsumen Perdesaan meliputi harga berbagai komoditas baik makanan maupun non-makanan yang banyak dikonsumsi masyarakat perdesaan.

Data yang disajikan dalam publikasi ini adalah data harga konsumen 2022 yang dirinci menurut bulan dan kelompok komoditas. Data tersebut berguna untuk mengetahui tingkat perkembangan harga konsumen dari suatu barang/jasa di daerah perdesaan.

1.2 Cakupan Data

Dalam publikasi ini disajikan data harga konsumen perdesaan dari beberapa jenis barang/jasa untuk kebutuhan konsumsi rumah tangga pada kelompok makanan, minuman, tembakau; penyediaan makanan dan minuman/ restoran, serta non-makanan, mencakup pakaian dan alas kaki; perumahan, air, listrik, dan bahan bakar rumah tangga; perlengkapan, peralatan, dan pemeliharaan rumah tangga; kesehatan; transportasi; informasi,

Trade. Rural Consumer Price includes the prices of various commodities for both food and non-food consumed by many rural communities.

The data presented in this publication is the consumer price data in 2022 broken down by month and commodities divisions. It determines the level of consumer price of goods/services in rural area.

1.2. Data Coverage

Data that presented in this publication is rural consumer price of some goods/ services for household consumption of food, beverages, tobacco; restaurants and accommodation services, and non-food group including clothing and footwear; housing, water, electricity, and household fuels; furnishings, household equipment, and routine household maintenance; health; transportation; information, communication, and financial services; recreation, sport,

komunikasi, dan jasa keuangan; *and culture; education; personal care*
rekreasi, olahraga, dan budaya; *and miscellaneous services.*
pendidikan; perawatan pribadi dan jasa
lainnya.

Daerah yang dicakup meliputi *The area covered includes average*
harga rata-rata dari beberapa jenis *prices of some household consumption*
barang kebutuhan konsumsi rumah *commodities in the food and non-food*
tangga yang termasuk di dalam *groups, in 29 regencies in Jawa Tengah*
kelompok makanan dan non makanan *Province.*
di 29 kabupaten di Provinsi Jawa
Tengah.

<https://jateng.bps.go.id>



BADAN PUSAT STATISTIK
PROVINSI JAWA TENGAH

Statistik

HARGA KONSUMEN PERDESAAN

Provinsi Jawa Tengah

Rural Consumer Price Statistics
Jawa Tengah Province

2022

<https://jateng.bps.go.id>

Bab 2

KONSEP & DEFINISI

Concepts & Definitions



ST 2023
SENSUS PERTANIAN

BerAKHLAK
Berorientasi Pelayanan Akuntabel Kompeten
Harmonis Loyal Adaptif Kolaboratif

2. KONSEP DAN DEFINISI

2.1 Pasar

Yang dimaksud dengan pasar adalah suatu tempat terjadinya transaksi antara penjual dan pembeli atau tempat yang biasanya terdapat penawaran dan permintaan.

Pasar yang diteliti adalah pasar yang cukup mewakili dari semua pasar di kecamatan yang sudah ditentukan, dan memenuhi syarat antara lain:

- a. Pasar tersebut adalah p a s a r yang terbesar di kecamatan terpilih
- b. Kebanyakan masyarakat, terutama petani berbelanja di pasar tersebut
- c. Barang yang diperjual-belian harus beraneka ragam
- d. Dapat dijamin kelangsungan pencatatan harga di pasar tersebut
- e. Pasar tersebut terletak di daerah perdesaan.

2.2 Harga Konsumen/Eceran Perdesaan

Harga konsumen/eceran adalah harga transaksi antara penjual dan

2. CONCEPTS AND DEFINITIONS

2.1 Market

Market is a place where the transactions between buyer and seller take place or a place where supply and demand usually happen.

The observed markets are markets that sufficiently representative from all of the markets in the specified sub-district, and meet such conditions as:

- a. The chosen market is the largest market in the selected sub district.*
- b. Most people traded in that market, especially farmers.*
- c. The traded goods must have wide varieties.*
- d. The continuation of price enumeration can be guaranteed*
- e. The market is located in rural areas.*

2.2 Consumer/Retail Price

A consumer/retail price is transaction price in cash that occurs between trader/seller and buyer by

pembeli secara eceran di pasar setempat untuk tiap jenis barang/jasa yang dibeli dengan tujuan untuk dikonsumsi sendiri dan bukan untuk dijual kepada pihak lain. Harga yang dicatat dalam daftar isian merupakan harga yang telah dikonversikan ke dalam satuan baku yang tercantum dalam daftar isian.

Persyaratan pedagang/penjual yang menjadi responden adalah:

- a. Pedagang harus mempunyai cukup persediaan barang untuk menjaga terjaminnya kelangsungan pencatatan harga selanjutnya.
- b. Pedagang menjual barangnya secara eceran dan di tempat yang tetap.
- c. Pedagang banyak/ramai dikunjungi pembeli.
- d. Pedagang merupakan *price influencer*, di mana harga yang ditetapkan dapat mempengaruhi pedagang/penjual lainnya.
- e. Pedagang menjual beraneka ragam barang sehingga memudahkan petugas memperoleh data harga

retail unit at local market for every commodities purchased with the purpose to be consumed and not to be sold to other party. Prices that are recorded in the questionnaire are prices that have been converted into the standard unit in the questionnaire.

Requirements for trader/seller to become respondent are:

- a. *Trader must has enough stock to guarantee the continuation of the next price enumeration.*
- b. *Trader sells the goods by retail and in a fixed place.*
- c. *Many buyer go to buy the goods from the trader.*
- d. *Trader is the price influencer which means that the prices can influence other traders/sellers.*
- e. *Trader sold various goods so the enumerator can easily obtain the consumer price of various kind of goods.*

konsumen bermacam-macam jenis barang.

2.3 Satuan

Satuan yang dipakai dalam daftar isian adalah satuan baku yang lazim dipakai untuk pembelian secara eceran, misalnya: kilogram (kg), ons, liter (l), buah, bungkus, batang, pasang, dan lain sebagainya. Jika satuan setempat yang dipakai di daerah tidak sesuai dengan yang ada dalam daftar isian, maka harus dikonversikan terlebih dahulu agar sesuai dengan satuan baku yang ada pada daftar isian.

2.4 Konsumsi Rumah Tangga

Berdasarkan modifikasi *Classification of Individual Consumption According to Purpose* (COICOP), konsumsi rumah tangga dapat dibagi dalam 11 (sebelas) kategori, yaitu:

1. Makanan, Minuman, dan tembakau,
2. Pakaian dan alas kaki,
3. Perumahan, air, listrik, dan bahan bakar rumah tangga,

2.3 Unit

The unit utilized in the questionnaire is a standard unit that is commonly used in retail purchases, for example kilogram (kg), ounces, liter, unit, grain, package, stem, etc. If the local unit is not match with the questionnaire, then it has to be converted first to fit the standard unit in the questionnaire.

2.4. Household Consumption

Based on the modified Classification of Individual Consumption by Purpose (COICOP), household consumption can be divided into 11 (eleven) divisions, are:

1. *Food, beverages, and tobacco,*
2. *Clothing and footwear,*
3. *Housing, water, electricity, and household fuels,*

- | | |
|---|--|
| 4. Perlengkapan, peralatan, dan pemeliharaanrumah tangga, | 4. <i>Furnishings, household equipment, and routine household maintenance,</i> |
| 5. Kesehatan, | 5. <i>Health,</i> |
| 6. Transportasi, | 6. <i>Transportation,</i> |
| 7. Informasi, komunikasi, dan jasa keuangan, | 7. <i>Information, communication, and financial services,</i> |
| 8. Rekreasi, olahraga, dan budaya, | 8. <i>Recreation, sport, and culture,</i> |
| 9. Pendidikan, | 9. <i>Education,</i> |
| 10. Penyediaan makanan dan minuman/restoran, | 10. <i>Restaurants and accommodation services,</i> |
| 11. Perawatan pribadi dan jasa lainnya. | 11. <i>Personal care and miscellaneous services</i> |

Dalam publikasi ini, komoditas dikelompokkan menjadi kelompok makanan dan non-makanan. Kelompok makanan terdiri dari makanan, minuman, tembakau, serta penyediaan makanan dan minuman/restoran. Sementara kelompok non-makanan pakaian dan alas kaki; perumahan, air, listrik, dan bahan bakar rumah tangga; perlengkapan, peralatan, dan pemeliharaan rumah tangga; kesehatan; transportasi; informasi, komunikasi, dan jasa keuangan; rekreasi, olahraga, dan budaya;

In this publication, commodities are classified into food and non-food group. The food group consist of food, beverages, and tobacco; and restaurants and accommodation services. While the non-food group consist of clothing and footwear; housing, water, electricity, and household fuels; furnishings, household equipment, and routine household maintenance; health; transportation; information, communication, and financial

pendidikan; perawatan pribadi dan jasa lainnya.

Berdasarkan 11 kategori COICOP, kategori tersebut dibagi lagi menjadi sub-kategori. Sementara sub-kategori disusun oleh pengelompokan kelas, sedangkan kelas terdiri dari beberapa sub-kelas.

services; recreation, sport, and culture; education; personal care and miscellaneous services.

Based on the 11 COICOP divisions, those are divided into sub-division. While the sub-divisions are composed by class grouping, while the classes consists of several sub-classes.

<https://jateng.bps.go.id>



BADAN PUSAT STATISTIK
PROVINSI JAWA TENGAH

Statistik
**HARGA
KONSUMEN
PERDESAAN**
Provinsi Jawa Tengah

Rural Consumer Price Statistics
Jawa Tengah Province

2022

<https://jateng.bps.go.id>

Bab 3

METODOLOGI

Methodology



ST 2023
SENSUS PERTANIAN

BerAKHLAK
Berorientasi Pelayanan Abadipertama Kompeten
Harmonis Loyal Adaptif Kolaborasi

3. METODOLOGI

3.1 Metode Pengumpulan Data

Pengumpulan data harga konsumen perdesaan dilakukan oleh Koordinator Statistik Kecamatan (KSK) menggunakan daftar HKD-1 melalui wawancara langsung ke pedagang eceran yang berada di pasar perdesaan. Pencacahan dilakukan setiap bulan antara tanggal 10-14.

Pencatatan harga setiap jenis komoditas atau kualitas/merk di masing-masing pasar dilakukan terhadap tiga atau empat pedagang. Harga yang dicatat dalam daftar HKD-1 merupakan rata-rata harga. Hasil pencatatan yang ada dalam daftar HKD-1 tersebut selanjutnya dipindahkan ke register HKD. Setelah disalin, daftar HKD-1 dikirim ke BPS Kabupaten, sedangkan register HKD disimpan KSK untuk membantu dalam mengisi harga bulan sebelumnya pada daftar HKD-1 sebelum KSK melakukan pengumpulan data. Daftar HKD-1 di entri di BPS Kabupaten secara online, kemudian hasilnya

METHODOLOGY

3.1. Data Collection Method

Rural consumer price data collection is performed by the Statistics Coordinator of Subdistrict (KSK) using HKD-1 questionnaire by direct interview to the retailers in the rural market. Enumeration is done between day of 10-14 every month.

The price listing of every commodity or quality/brand in each markets is collected from three or four traders. The price recorded in the HKD-1 questionnaire is the average of prices. The prices recorded in the HKD-1 will be transferred to the HKD register. After inputted data, the HKD-1 is sent to BPS-Statistics Regency, while the HKD registers stored by KSK to assist in filling the price data of the previous month in HKD-1 questionnaire before the KSK perform the next data collection. The result will be inputted using online dataentry by BPS-Statistics Regency, then the results are checked by BPS-Statistics

diperiksa oleh BPS Provinsi dan BPS RI.

3.2 Metode Penghitungan Rata-Rata Harga

Formula penghitungan rata-rata harga tiap komoditas setiap bulannya menggunakan rata-rata geometrik. Bila menggunakan notasi matematika maka penghitungannya adalah sebagai berikut:

$$\bar{P}_{(Jan)ji} = \sqrt[n]{\prod_{k=1}^n \bar{P}_{(Jan)jik}} \quad \dots\dots(1)$$

dimana,

$\bar{P}_{(Jan)ji}$ = Rata-rata harga Januari, komoditas ke-j, kualitas/merk ke-i,

$\bar{P}_{(Jan)jik}$ = Harga Januari, komoditas ke-j, kualitas/merk ke-i, kecamatan k = 1,2,...,n

n = Jumlah kecamatan

kemudian,

$$RH_{tji} = \frac{\bar{P}_{tji}}{\bar{P}_{j(t-1)ji}} \times 100 \quad \dots\dots\dots(2)$$

RH_{tji} = Relatif harga periode ke-t, komoditas ke-j, kualitas/merk ke-i

\bar{P}_{tji} = Rata-rata harga periode ke-t, komoditas ke-j, kualitas/merk ke-i

Province and BPS-Statistics Indonesia.

3.2 Calculation Method of Average Price

The average consumer price calculation formula for each commodity in each month is using the geometric mean. In mathematical notation the computation is as follows:

$$\bar{P}_{(Jan)ji} = \sqrt[n]{\prod_{k=1}^n \bar{P}_{(Jan)jik}} \quad \dots\dots\dots(1)$$

where,

$\bar{P}_{(Jan)ji}$ = Price average of Januari, commodity j, quality/brand i,

$\bar{P}_{(Jan)jik}$ = Price of Januari, commodity j, quality/brand i, sub-district k = 1,2,..., n

n = Number of sub-district

next,

$$RH_{tji} = \frac{\bar{P}_{tji}}{\bar{P}_{j(t-1)ji}} \times 100 \quad \dots\dots\dots(2)$$

RH_{tji} = Relative price of period t, commodity j, quality/brand i

\bar{P}_{tji} = Price average of period t, commodity j, quality/brand i

$\bar{P}_{j(t-1)ji}$ = Price average of period (t-1), commodity j, quality/brand i

$\bar{P}_{j(t-1)ji}$ = Rata-rata harga periode ke (t-1), komoditas j, kualitas/merk i

Kemudian,

$$RH_{tj} = \sqrt[m]{\prod_{i=1}^m RH_{tji}} \dots\dots\dots(3)$$

dimana,

RH_{tj} = Relatif Harga periode ke-t komoditas j
 RH_{tji} = Relatif Harga periode ke-t, komoditas j, kualitas/merk i
 m = Jumlah kualitas/merk ke-i
 i = Kualitas/merk i = 1,2,.....,m

kemudian,

$$RH_{tj} = \sqrt[m]{\prod_{i=1}^m \left(\frac{\bar{P}_{tji}}{\bar{P}_{j(t-1)ji}} \right)} X 100 \dots\dots(4)$$

dimana,

RH_{tj} = Relatif Harga periode ke-t komoditas ke-j
 \bar{P}_{tji} = Rata-rata harga periode ke-t, komoditas ke-j, kualitas/merk ke-i
 $\bar{P}_{j(t-1)ji}$ = Rata-rata harga periode ke-(t-1), komoditas ke-j, kualitas/merk ke-i
 m = Jumlah kualitas/merk ke-i
 i = Kualitas/merk i = 1,2,.....,m.

next,

$$RH_{tj} = \sqrt[m]{\prod_{i=1}^m RH_{tji}} \dots\dots\dots(3)$$

where,

RH_{tj} = Relative price of period t, commodity j, quality/brand i
 RH_{tji} = Relative price of period t, commodity j, quality/brand i
 m = Number of quality/brand i
 i = Quality/brand i = 1,2,.....,m

next,

$$RH_{tj} = \sqrt[m]{\prod_{i=1}^m \left(\frac{\bar{P}_{tji}}{\bar{P}_{j(t-1)ji}} \right)} X 100 \dots\dots(4)$$

where,

RH_{tj} = Relative price of period t, commodity j
 \bar{P}_{tji} = Price average of period t, commodity j, quality/brand i
 $\bar{P}_{j(t-1)ji}$ = Price average of period (t-1), commodity j, quality/brand i
 m = Number of quality/brand i
 i = Quality/brand i = 1,2,.....,m.



Bab 4

Ulasan Singkat

Review

rata-rata HARGA KOMODITAS KONSUMEN PERDESAAN

Average Price of Rural
Consumer Commodities

2022

Komoditas Makanan (Rp/Kg)

Food Commodities (Rp/Kg)



Harga
Rata-Rata
Average Price



10.337

Beras
Rice

Harga Tertinggi
Highest Price \blacktriangle 11.051
Harga Terendah
Lowest Price \blacktriangledown 10.099



31.448

Bawang Merah
Shallot

\blacktriangle 53.255
 \blacktriangledown 21.120



40.491

Cabai Merah
Red Chili

\blacktriangle 67.379
 \blacktriangledown 26.235



14.190

Gula Pasir
Sugar

\blacktriangle 14.579
 \blacktriangledown 13.847



34.360

Daging Ayam Ras
Chicken Meat

\blacktriangle 36.789
 \blacktriangledown 32.323

Komoditas Bukan Makanan

Non Food Commodities



Harga
Rata-Rata
Average Price



108.924

Seragam Sekolah
School Uniform

Harga Tertinggi
Highest Price \blacktriangle 110.099
Harga Terendah
Lowest Price \blacktriangledown 107.930

Stel
set



250.413

Pasir
Sand

\blacktriangle 255.839
 \blacktriangledown 243.446

m^3



18.248

Detergen Bubuk
Detergent

\blacktriangle 18.580
 \blacktriangledown 17.505

Kg
Kg



55.360

Tarif Dokter
General
Practitioner

\blacktriangle 56.279
 \blacktriangledown 53.548

Pasien
Patient



10.201

Bensin Eceran
Fuel

\blacktriangle 10.839
 \blacktriangledown 9.467

Liter
Liter



4.126

Buku Bergaris
Lined Notebook

\blacktriangle 4.202
 \blacktriangledown 3.998

Pcs
Piece



2.883

Sabun Mandi
Bath Soap

\blacktriangle 2.945
 \blacktriangledown 2.774

Kemasan
package

4. ULASAN SINGKAT

4.1 Kelompok Makanan

Secara umum, harga eceran di perdesaan untuk konsumsi makanan 2022 mengalami kenaikan dibandingkan tahun - tahun sebelumnya walaupun harga beberapa komoditas dari beberapa sub kelas ada yang mengalami penurunan maupun stabil. Perkembangan harga eceran beberapa komoditas makanan di Provinsi Jawa Tengah, sebagai berikut:

Beras

Beras yang merupakan salah satu bahan kebutuhan pokok bagi penduduk Jawa Tengah terlebih di daerah perdesaan, peranannya masih dominan terhadap konsumsi rumah tangga sehari-hari. Oleh sebab itu, harga komoditas ini masih perlu dimonitor oleh pemerintah secara intensif.

Bila dibandingkan antar waktu pada 2022 harga eceran beras di perdesaan secara rata-rata sangat berfluktuasi. Rata-rata harga tertinggi terjadi pada Desember 2022 yang mencapai Rp 11.051 per kg, sedangkan

4.REVIEW

4.1 Food Groups

In general, retail prices in rural areas for food consumption in 2022 has increased compared to the previous years, although the price of some commodities in various regions declined or steady. The change of prices for some food commodities in Jawa Tengah provinces are as follows:

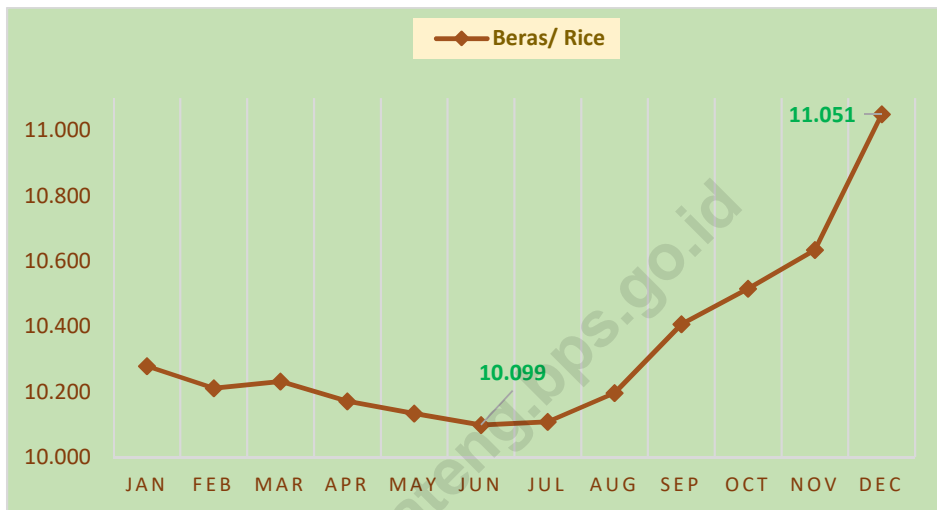
Rice

Rice, one of the basic needs commodity for Jawa Tengah people especially in rural areas, still holds dominant contribution in daily household consumption. Therefore, the price of this commodity is still being monitored intensively by the government.

When compared to 2022, the average retail price of rice in rural areas is very fluctuating. The highest price average was in December 2022 which reached Rp 11,051 per kg, while the lowest price occurred in

harga terendah terjadi pada Juni yang *June, which recorded Rp 10,099 per* tercatat Rp 10.099 per kg (Gambar 1). *kg (Picture 1).*

Gambar 1/*Picture 1*
Rata-Rata Harga Beras (Rp/Kg), 2022
Average Price of Rice (Rp/Kg), 2022



Bawang merah dan cabai merah

Bawang merah dan cabai merah merupakan tanaman yang sangat dipengaruhi musim sehingga fluktuasi harga untuk komoditas tersebut seringkali mencolok dan sangat bervariasi. Pergerakan harga bawang dan cabai merah mempunyai pola yang hampir sama di tahun 2022. Harga rata-rata tertinggi untuk komoditas bawang merah terjadi pada Juli 2022, yaitu sebesar Rp 53.255 per kg dan cabai merah terjadi pada

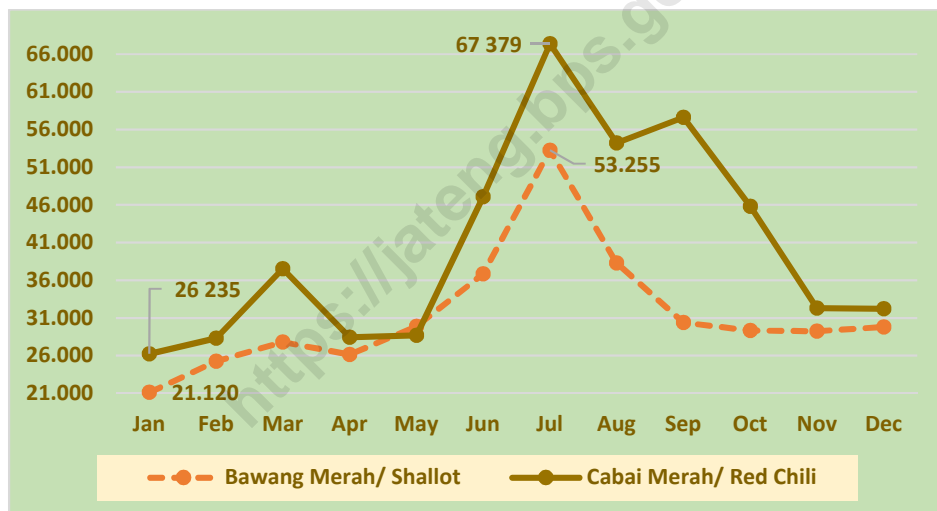
Shallot and red chili

Shallot and red chili are crops that are heavily influenced by season, so the price fluctuations for those commodities are often striking and very varied. The price movement of shallot and red chili had almost the same pattern in 2022. The highest price for shallot occurred in March 2022. The highest average price for shallot was in July 2022 Rp 53,255 per kg and for red chili occurred in July 2022 in the amount of Rp 67,379

Juli 2022 yaitu sebesar Rp 67.379 per kg. Sementara itu, harga rata-rata terendah untuk bawang merah terjadi pada Januari 2022 yaitu sebesar Rp 21.120 per kg dan cabai merah terjadi pada Januari 2022 yaitu sebesar Rp 26.235 per kg (Gambar 2).

per kg. Meanwhile, the lowest average price for shallot occurred in January 2022 in the amount of Rp 21,120 per kg and for red chili occurred in January 2022 in the amount of Rp 26,235 per kg (Picture 2).

Gambar 2/Picture 2
Rata-Rata Harga Bawang Merah dan Cabai Merah (Rp/Kg), 2022
Average Price of Shallot and Red Chili (Rp/Kg), 2022



Gula pasir

Gula pasir merupakan salah satu komoditas pada kelas gula, kembang gula, dan makanan pencuci mulut dalam kelompok makanan. Komoditas ini merupakan salah satu komoditas bahan kebutuhan pokok yang dominan dikonsumsi masyarakat Jawa Tengah.


Sugar

Sugar is one of the commodities in the sugar, confectionery, and dessert classes in the food Division. This commodity is another basic needs commodity that is dominantly consumed by the people of Jawa Tengah. The highest average price of

Rata-rata harga tertinggi gula pasir pada 2022 terjadi pada April yaitu sebesar Rp 14.579 per kg, puncak kenaikan harga terjadi pada bulan puasa. Harga terendah terjadi pada Januari 2022 yaitu sebesar Rp 13.847 per kg (Gambar 3).

sugar in 2022, occurred in April, which was Rp. 14,579 per kg, the peak of price increases occurred in the fasting month. The lowest price occurred in January 2022, which was Rp. 13,847 per kg (Picture 3).

Gambar 3/Picture 3
Rata-Rata Harga Gula Pasir (Rp/Kg), 2022
Average Price of Sugar (Rp/Kg), 2022



Daging ayam ras

Daging ayam ras merupakan komoditas yang cukup banyak dikonsumsi oleh masyarakat Jawa Tengah. Harga daging ayam ras tertinggi pada 2022 terjadi pada bulan Juli 2022, yaitu Rp 36.789 per kg, bersamaan dengan perayaan Hari Raya

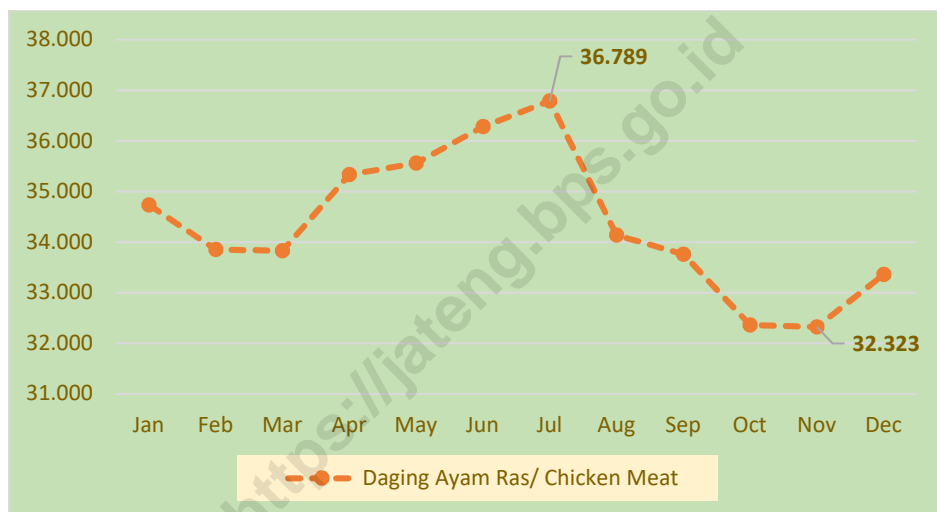
Chicken meat

Chicken meat is a commodity that is consumed by the people of Jawa Tengah. The highest price of chicken meat in 2022 occurred in July 2022, which was Rp 36,789 per kg, at the same time as the celebration of Eid Al-Adha, because

Idul Adha dikarenakan banyak warga yang menyelenggarakan hajatan. Sementara harga terendah terjadi pada November 2022, sebesar Rp 32.323 per kg (Gambar 4).

many people were holding celebrations. Meanwhile, the lowest price occurred in November 2022, amounting to Rp. 32,323 per kg (Picture 4).

Gambar 4/Picture 4
Rata-Rata Harga Daging Ayam Ras (Rp/Kg), 2022
Average Price of Chicken Meat (Rp/Kg), 2022



Minyak goreng

Dalam konsumsi sehari-hari, minyak goreng termasuk salah satu bahan kebutuhan pokok yang dikonsumsi oleh masyarakat Jawa Tengah. Harga minyak goreng pada 2022 pergerakannya cukup fluktuatif. Harga terendah tercatat pada Januari 2022, sebesar Rp 18.327/liter, sedangkan harga tertinggi terjadi pada

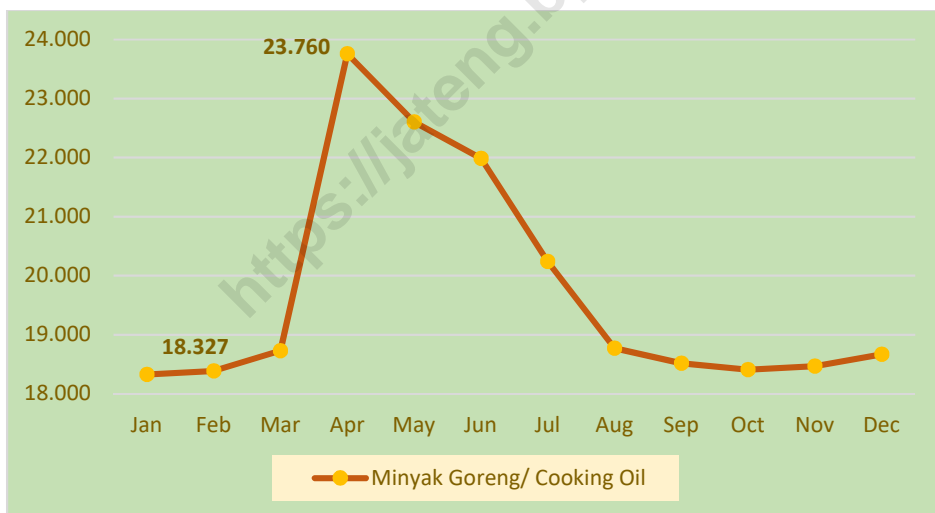
Cooking oil

In daily consumption, cooking oil is one of basic needs for the people of Jawa Tengah. Cooking oil prices in 2022 was quite volatile. The lowest price was recorded in January 2022, was Rp 18,327/liter, while the highest price occurred in April 2022, was Rp 23,760/liter, that happened during fasting month. The price

April 2022, sebesar Rp 23.760/liter, terjadi pada bulan puasa. Pergerakan harga tersebut tersebut disebabkan oleh permintaan konsumen serta beberapa kebijakan pemerintah, dimana kebijakan tersebut untuk menekan harga minyak goreng yang mengalami tren kenaikan pada tahun 2021 (Gambar 5).

movement was caused by consumer demand and several government policies, where the policies were to reduce an upward trend for price of cooking oil in 2021 (Picture 5).

Gambar 5/Picture 5
Rata-Rata Harga Minyak Goreng (Rp/Liter), 2022
Average Price of Cooking Oil (Rp/Liter), 2022



Rokok

Salah satu komoditas yang banyak dikonsumsi oleh sebagian masyarakat perdesaan di Jawa Tengah adalah rokok. Komoditas tersebut termasuk didalam kelompok makanan,

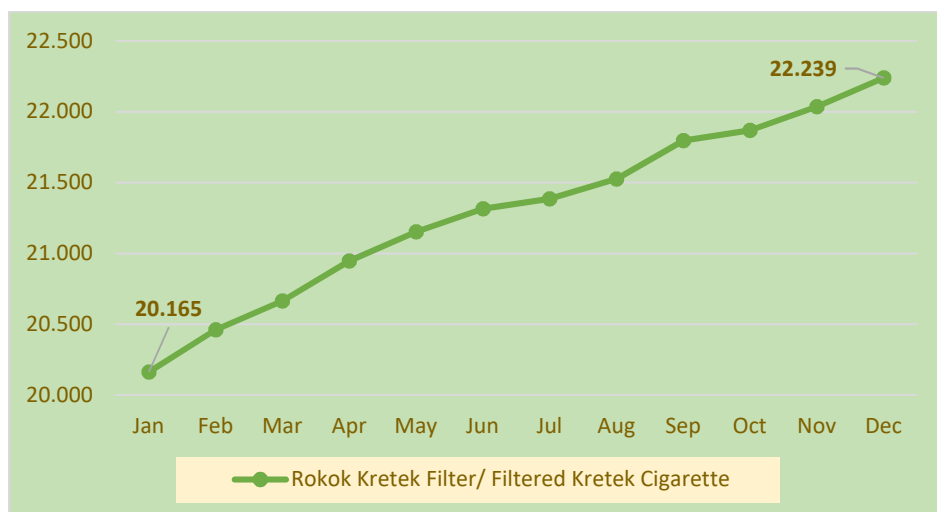
Cigarettes

One of the commodities that consumed by most rural communities in Jawa Tengah is cigarettes. That commodity include in the foods, beverages and tobacco division.

minuman, dan tembakau. Terdapat beberapa jenis rokok yang banyak dikonsumsi masyarakat Jawa Tengah, yaitu rokok putih, rokok kretek, dan rokok kretek filter. Harga rokok kretek filter mengalami tren kenaikan sepanjang tahun 2022. Harga tertinggi tercatat pada Desember 2022, sebesar Rp 22.239/12 batang, sedangkan harga terendah terjadi di Januari 2022, sebesar Rp 20.165/12 batang. Kenaikan harga eceran rokok disebabkan oleh kenaikan tarif cukai rokok, yang ditetapkan pemerintah sebesar 12,5 persen sejak Januari 2022 (Gambar 6).

There are several types of cigarettes that are widely consumed by the people of Jawa Tengah, are white, kretek, and filter kretek cigarettes. The price of filter kretek cigarettes experienced an upward trend throughout 2022. The highest price was recorded in December 2022, was Rp 22,239/12 sticks, while the lowest price occurred in January 2022, amounting to Rp 20,165/12 sticks. Increasing of the price of cigarettes was caused by the increase in cigarette tariffs, which were set by the government at 12.5 percent since January 2022 (Picture 6).

Gambar 6/Picture 6
Rata-Rata Harga Rokok Kretek Filter (Rp/Bungkus=12 Batang), 2022
Average Price of Filtered Kretek Cigarette (Rp/Pack of 12 Pieces), 2022



4.2 Kelompok Non-Makanan

Secara umum, harga eceran di pedesaan untuk konsumsi non-makanan pada tahun 2022 mengalami kenaikan dibandingkan tahun-tahun sebelumnya. Namun, beberapa komoditas ada yang mengalami penurunan maupun stabil.

Perkembangan harga beberapa jenis barang di kelompok non-makanan di Provinsi Jawa Tengah, berdasarkan kategori kelompok sebagai berikut:

Seragam sekolah

Salah satu komoditas yang termasuk dalam kelompok pakaian dan alas kaki, yang dikonsumsi masyarakat pedesaan adalah seragam sekolah. Harga seragam sekolah mengalami peningkatan pada saat tahun ajaran baru sebesar 0,99 persen, di bulan Juli. Harga per stel seragam pada bulan Januari sebesar Rp 107.930, harga mengalami peningkatan pada Juli menjadi Rp 110.099, kemudian harga stabil hingga Desember 2022 (Gambar 7).

4.2 Non-Food Groups

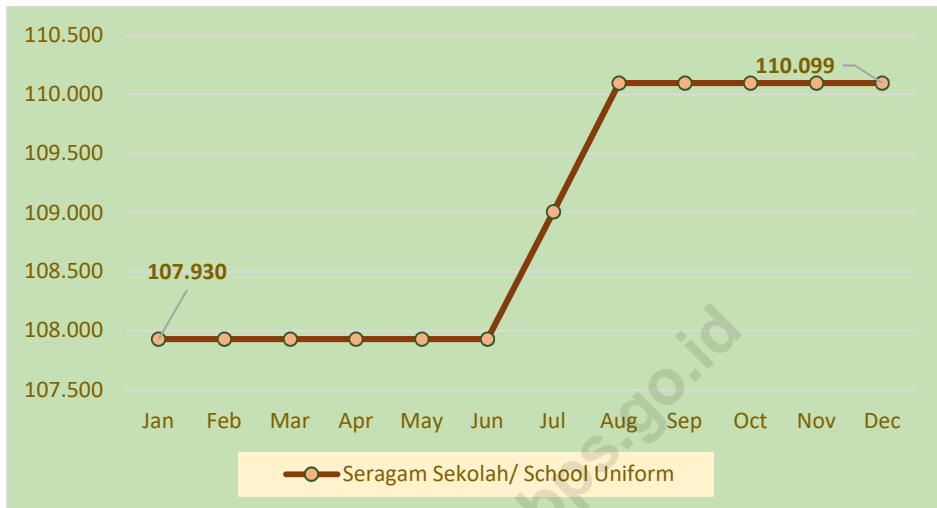
In general, rural retail prices for non-food consumption in 2022 increased compared to previous years. But, some types of commodities different regions were decreased or stable.

The change of prices of non-food items in Jawa Tengah Province based on division categories as follows:

School uniforms

One of commodities that are included in the Clothing and Footwear Division, which is consumed by rural communities is school uniforms. The price of school uniforms has an increasing trend. The price of school uniform increased during the new school year was 0.99 percent, in July. The price per uniform set in January was Rp 107,930, the price increased in July to Rp 110,099, then the prices remain stable until December 2022 (Picture 7).

Gambar 7/Picture 7
Rata-Rata Harga Seragam (Rp/Stel), 2022
Average Price of School Uniform (Rp/Set), 2022



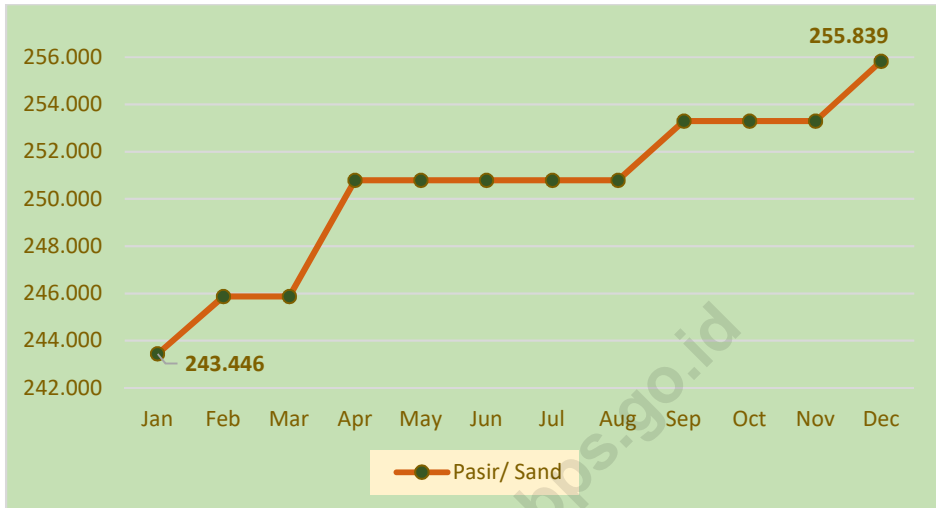
Pasir

Pasir merupakan salah satu bahan material yang paling dominan digunakan, di Provinsi Jawa Tengah sehingga komoditas tersebut tidak luput dari pengawasan pemerintah. Secara umum, rata-rata harga pasir mencapai Rp 250.413 per m³. Harga pasir terus meningkat sepanjang tahun. Harga tertinggi terjadi pada Desember 2022 mencapai Rp 255.839 per m³, sedangkan harga terendah terjadi pada Januari 2022 tercatat Rp 243.446 per m³ (Gambar 8).

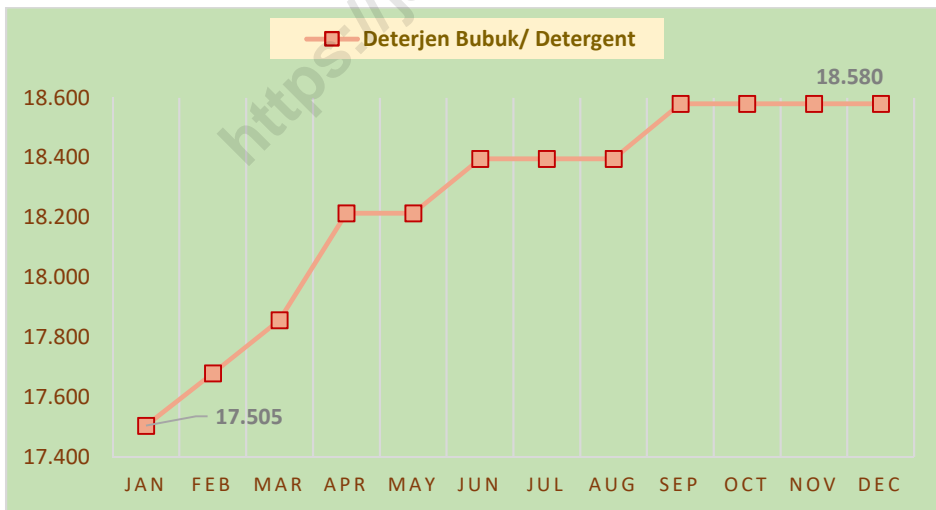
Sand

Sand is one of the most dominant materials used in Jawa Tengah Province so that is still being monitored intensively by the government. In general, the average price of sand reaches Rp 250,413 per m³. The price of sand continues to increase throughout the year. The highest price occurred in December 2022 reached Rp 255,839 per m³, while the lowest price occurred in January 2022 recorded Rp 243,446 per m³ (Picture 8).

Gambar 8/Picture 8
 Rata-Rata Harga Pasir (Rp/m³), 2022
 Average Price of Sand (Rp/m³), 2022



Gambar 9/Picture 9
 Rata-Rata Harga Sabun Deterjen (Rp/kg), 2022
 Average Price of Detergent (Rp/kg), 2022



Deterjen bubuk

Untuk pemeliharaan rumah tangga, deterjen bubuk salah satu

Detergent

For household maintenance, detergent is one of the important

komoditas penting yang banyak dikonsumsi masyarakat Jawa Tengah. Secara umum, rata-rata harga deterjen bubuk di Jawa Tengah sebesar Rp 18.248 per kg. Harga deterjen bubuk pada Januari 2022 sebesar Rp 17.505/kg terus naik menjadi Rp 18.580/kg pada Desember 2022 (Gambar 9).

commodities consumed by the people of Jawa Tengah. In general, in 2022 the average price of detergent is Rp 18,248 per kg. The price of detergent in January 2022 was Rp 17,505/kg then it continued to increase to Rp 18,580/kg in December 2022 (Picture 9).

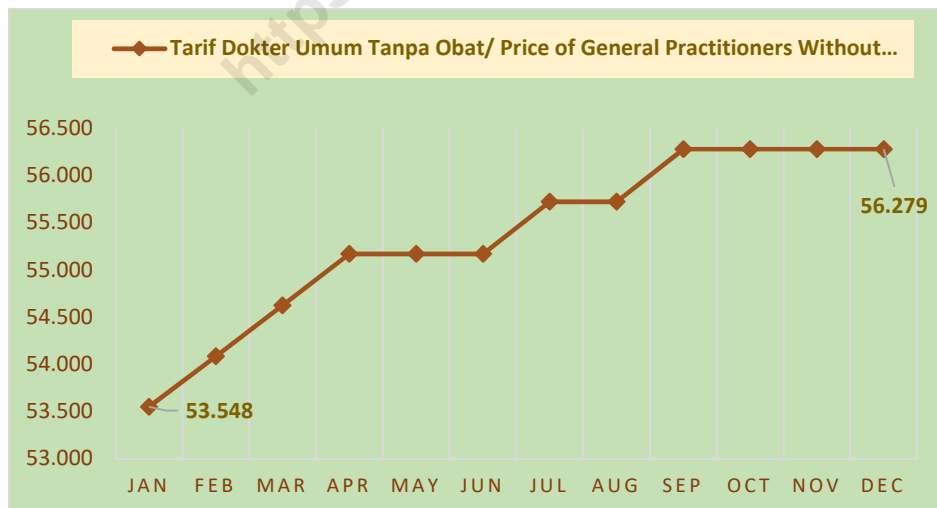
Dokter umum

Dokter umum masih menjadi pilihan masyarakat perdesaan Jawa Tengah untuk berobat. Rata-rata tarif

General practitioners

General practitioners are still the choice of rural communities in Jawa Tengah for health treatment.

Gambar 10/Picture 10
Rata-Rata Tarif Dokter Umum Tanpa Obat (Rp/Pasien), 2022
Average Price of General Practitioners Without Medicine (Rp/Patient), 2022



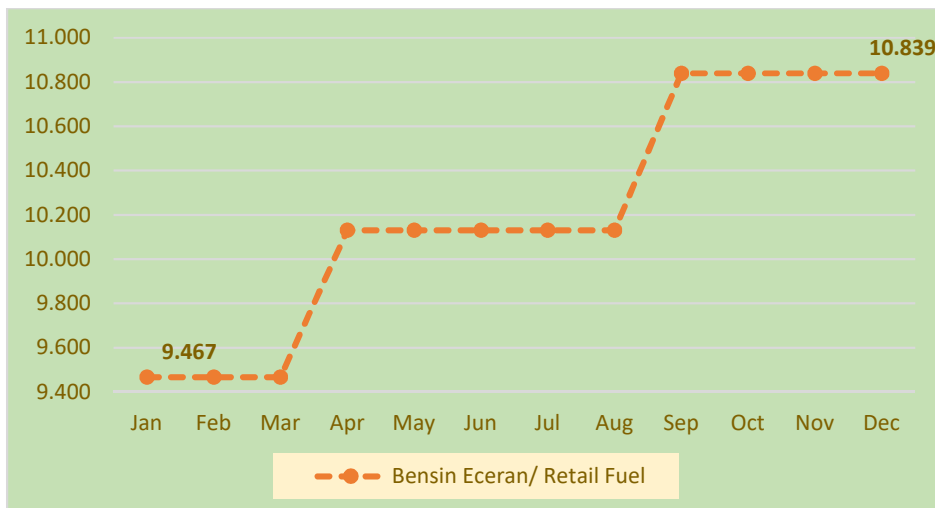
dokter umum tanpa obat sebesar Rp 55.360/pasien per kunjungan.

The average rate for general practitioners without medicine was Rp 55.360/patient per visit.

Tren tarif dokter umum mengalami peningkatan selama tahun 2022. Tarif dokter pada awal tahun 2022, yaitu pada Januari sebesar Rp 53.548/pasien terus mengalami kenaikan hingga Desember mencapai Rp 56.279/pasien. Selain dokter umum, yang menjadi pilihan berobat oleh masyarakat perdesaan Jawa Tengah adalah puskesmas dan mantri kesehatan. Rata-rata tarif puskesmas tahun 2022 sebesar Rp 7.347/pasien, dan untuk tarif mantri tanpa obat sebesar Rp 36.068/pasien.

55,360/patient per visit. The trend of general practitioners rates has increased during 2022. At the beginning of 2022 in January, It rates for Rp. 53,548/patient, then continued to increase until December, reaching Rp 56,279/patient. Besides general practitioners, the choices for health treatment by rural communities in Jawa Tengah are health care center and registered nurse. The average tariff for health care center in 2022 was Rp 7,347/patient, and the rate for registered nurse without medicine was Rp. 36,068/patient.

Gambar 11/Picture 11
 Rata-Rata Harga Bensin Eceran (Rp/Liter), 2022
Average Price of Retail Fuel (Rp/Liter), 2022



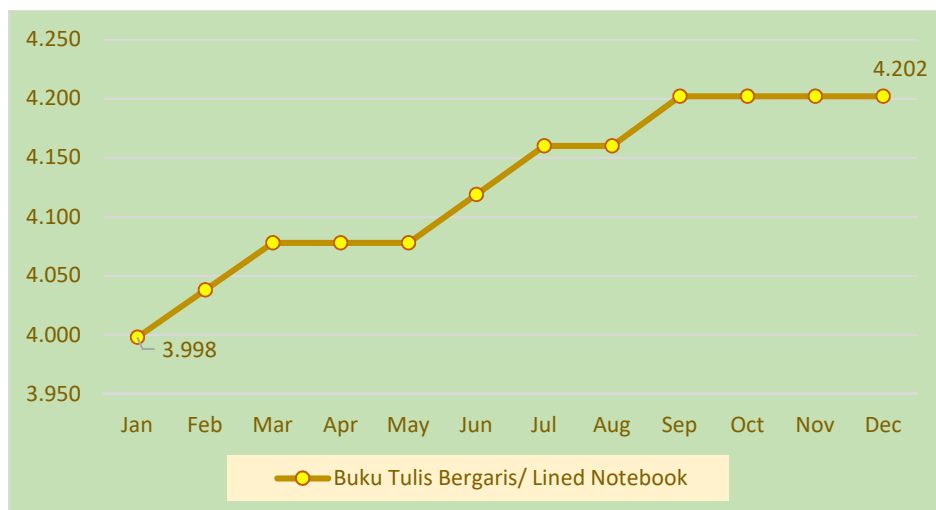
Bensin

Bensin juga merupakan salah satu komoditas strategis yang selalu dipantau oleh pemerintah. Rata-rata harga di Jawa Tengah mencapai Rp 10.201 per liter. Rata-rata harga tertinggi terjadi pada Desember 2022 mencapai Rp 10.839 per liter dan yang terendah terjadi pada Januari 2022 mencapai Rp 9.467 per liter. Kenaikan harga bensin ini tidak hanya diikuti kenaikan tarif angkutan saja, tetapi juga diikuti oleh harga barang konsumsi lainnya termasuk bahan makanan (Gambar 11).

Fuel

Fuel is also one of the strategic commodities that is always monitored by the government. The average price in Jawa Tengah reaches Rp 10,201 per liter. The highest average price occurred in December 2022 reaching Rp 10,839 per liter and the lowest occurred in January 2022 recorded Rp 9,467 per liter. The increasing of fuel price is not only followed by an increase in transportation fares, but also it followed by the price of other consumer goods, including foodstuffs (Picture 11).

Gambar 12/Picture 12
Rata-Rata Harga Buku Tulis Bergaris (Rp/Buah), 2022
Average Price of Lined Notebook (Rp/Piece), 2022



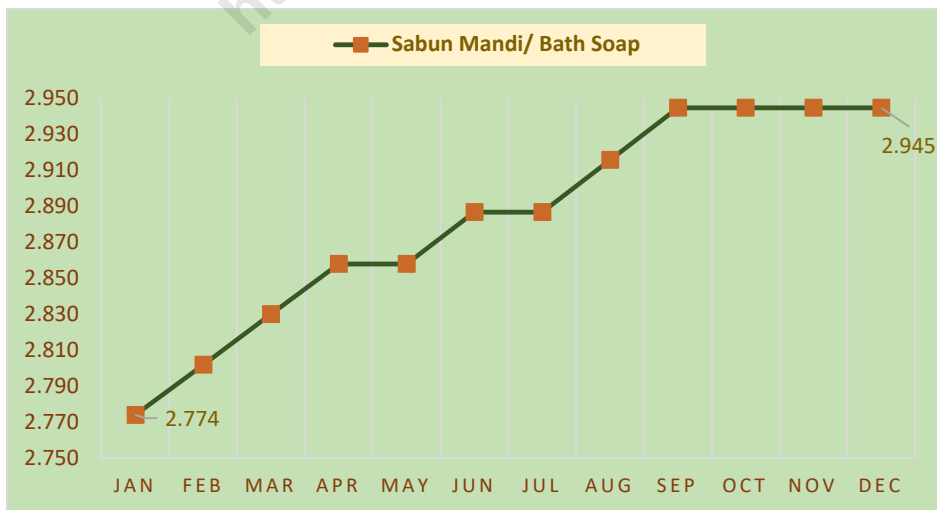
Buku tulis bergaris

Buku tulis bergaris merupakan salah satu komoditas dalam kelompok rekreasi, olahraga dan budaya yang banyak dikonsumsi masyarakat perdesaan Jawa Tengah. Hal tersebut menunjukkan bahwa masyarakat perdesaan Jawa Tengah banyak yang berada pada usia sekolah. Harga rata-rata buku tulis bergaris sebesar Rp 4.126/buah, dengan harga Rp 3.998/buah pada Januari 2022, hingga mencapai Rp 4.202/buah pada Desember 2022 (Gambar 12).

Lined notebook

Lined notebook is one of the commodities in the recreation, sports and cultural division that are mostly consumed by rural people in Jawa Tengah. This shows that many rural communities in Jawa Tengah are at school age. The average price of lined notebook is Rp 4,126/piece, with a price of Rp 3,998/piece in January 2022, then reaching Rp 4,202/piece in December 2022 (Picture 12).

Gambar 13/Picture 13
Rata-Rata Harga Sabun Mandi (Rp/Kemasan), 2022
Average Price of Bath Soap (Rp/Package), 2022



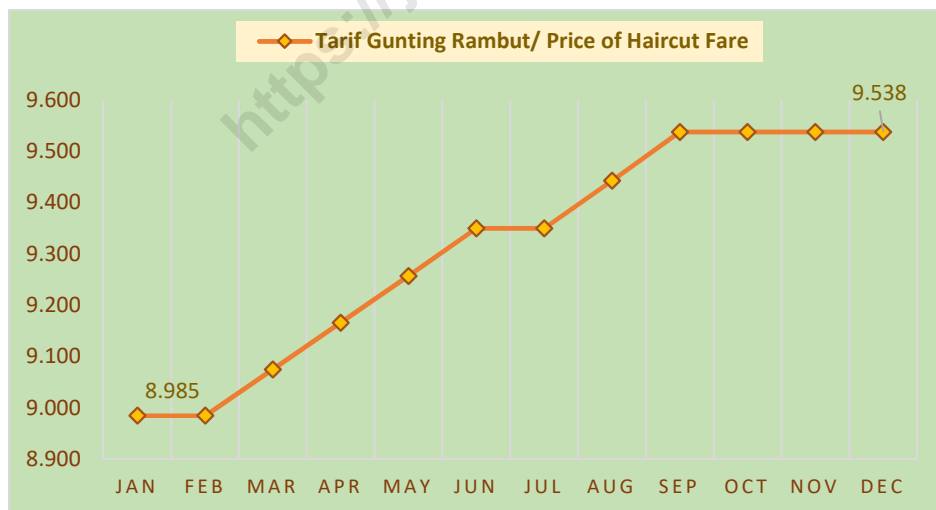
Sabun mandi

Sabun mandi dalam kelompok perawatan pribadi dan jasa lainnya, merupakan barang yang setiap hari dikonsumsi oleh sebagian besar masyarakat pedesaan di Jawa Tengah. Harga sabun mandi selalu mengalami kenaikan setiap bulannya. Harganya mencapai Rp 2.945/kemasan pada Desember 2022 dari harga Rp 2.774/kemasan pada Januari 2022 (Gambar 13).

Bath soap

Bath soap in the personal care and other services division is an item that is consumed by most of the rural communities in Jawa Tengah every day. Bath soap price always increases every month. The price reached Rp 2,945/package in December 2022 from Rp 2,774/package in January 2022 (Picture 13).

Gambar 14/Picture 14
Rata-Rata Tarif Gunting Rambut Pria (Rp/Kepala), 2022
Average Price of Haircut Fare (Rp/Head), 2022



Jasa gunting rambut

Dalam kelompok perawatan pribadi dan jasa lainnya, jasa yang sering dipakai oleh masyarakat

Haircut service

In the personal care and other services division, the service that is often used by the rural communities in

perdesaan di Jawa Tengah adalah jasa gunting rambut. Sepanjang tahun 2022, tarif gunting rambut mengalami tren kenaikan, dengan harga rata-rata sebesar Rp 9.313/kepala. Harga terendah terjadi pada bulan Januari sebesar Rp 8.985/kepala, kemudian mengalami tren kenaikan hingga mencapai Rp 9.538/kepala pada Desember 2022 (Gambar 14).

Jawa Tengah is haircut service. During 2022, haircut fare was experience an upward trend, with an average price was Rp 9,313/head. The lowest price occurred in January at Rp 8,985/head, then experienced an upward trend until it reached Rp 9,538/head in December 2022 (Picture 14).

<https://jateng.bps.go.id>

**LAMPIRAN/
*APPENDIX***

<https://jateknips.go.id>

Lampiran/*Appendix* 1
Kelompok Makanan, Minuman , dan Tembakau
Food, Beverages, and Tobacco Division

<https://jemberchpps.go.id>

Lampiran 1.1 Harga Konsumen Perdesaan Kelas Sereal dan Produk Sereal, 2022
Appendix *Rural Consumer Price Class of Cereals and Cereal Products, 2022*

Bulan <i>Month</i>	Beras/	Jagung Pipilan/ Pocelan	Tepung Beras	Tepung Terigu	Bihun
	<i>Rice</i>	<i>Husked Corn</i>	<i>Rice Flour</i>	<i>Wheat Flour</i>	<i>Vermicelli</i>
	Rp/Kg <i>Rp/Kg</i>	Rp/Kg <i>Rp/Kg</i>	Rp/500 gr <i>Rp/500 grs</i>	Rp/Kg <i>Rp/Kg</i>	Rp/Kg <i>Rp/Kg</i>
(1)	(2)	(3)	(4)	(5)	(6)
Januari/ <i>January</i>	10.279	6.344	7.324	9.028	13.156
Februari/ <i>February</i>	10.212	6.377	7.316	9.162	13.368
Maret/ <i>March</i>	10.232	6.276	7.251	9.352	13.290
April/ <i>April</i>	10.171	6.275	7.344	9.799	13.897
Mei/ <i>May</i>	10.134	6.335	7.393	9.929	13.968
Juni/ <i>June</i>	10.099	6.430	7.431	10.197	14.146
Juli/ <i>July</i>	10.109	6.219	7.489	10.494	14.195
Agustus/ <i>August</i>	10.197	6.080	7.457	10.777	14.266
September/ <i>September</i>	10.408	6.115	7.541	10.949	14.511
Oktober/ <i>October</i>	10.516	6.117	7.549	10.996	14.767
November/ <i>November</i>	10.635	5.996	7.555	11.043	15.054
Desember/ <i>December</i>	11.051	5.955	7.534	11.184	15.481
Rata-Rata/ <i>Average</i>	10.337	6.210	7.432	10.243	14.175

Lanjutan Lampiran
Continued Appendix

1.1

Bulan Month	Mie Basah	Mie Instant	Mie Telur Kering	Biskuit	Roti Tawar
	<i>Wet Noodle</i>	<i>Instant Noodle</i>	<i>Dried Egg Noodle</i>	<i>Biscuits</i>	<i>White Bread</i>
	Rp/Kg	Rp/Bungkus	Rp/Bungkus	Rp/250 Gr	Rp/200 Gr
	<i>Rp/Kg</i>	<i>Rp/Pack</i>	<i>Rp/Pack</i>	<i>Rp/250 Grs</i>	<i>Rp/200 Grs</i>
(1)	(7)	(8)	(9)	(10)	(11)
Januari/January	9.922	2.603	5.144	14.133	8.445
Februari/February	10.001	2.619	5.241	13.275	8.362
Maret/March	10.367	2.640	5.302	13.319	8.363
April/April	10.855	2.683	5.567	13.453	8.550
Mei/May	10.994	2.704	5.606	13.492	8.530
Juni/June	10.132	2.730	5.715	13.492	8.608
Juli/July	10.185	2.770	5.681	13.526	8.533
Agustus/August	10.238	2.798	5.723	13.562	8.602
September/September	10.716	2.839	5.756	13.562	8.595
Oktober/October	10.744	2.868	5.771	13.617	8.595
November/November	10.812	2.882	5.858	13.629	8.623
Desember/December	10.806	2.888	5.855	13.946	8.713
Rata-Rata/Average	10.481	2.752	5.602	13.584	8.543

Lampiran 1.2

Harga Konsumen Perdesaan Subkelas Kacang-kacangan Kering, Kelas Sayuran, Umbi-umbian, Pisang Raja, dan Kacang-kacangan, 2022

Appendix

Rural Consumer Prices Subclass of Dried Nuts, Class of Vegetables, Tubers, Plantains, and Nuts, 2022

Bulan <i>Month</i>	Kacang Hijau	Kacang Merah
	<i>Mung bean</i>	<i>Red Bean</i>
	Rp/Kg <i>Rp/Kg</i>	Rp/Kg <i>Rp/Kg</i>
(1)	(2)	(3)
Januari/ <i>January</i>	21.247	19.027
Februari/ <i>February</i>	21.539	19.299
Maret/ <i>March</i>	21.925	19.179
April/ <i>April</i>	22.358	19.898
Mei/ <i>May</i>	22.019	20.475
Juni/ <i>June</i>	21.908	20.363
Juli/ <i>July</i>	21.981	21.025
Agustus/ <i>August</i>	21.834	21.073
September/ <i>September</i>	21.913	20.713
Oktober/ <i>October</i>	22.037	20.377
November/ <i>November</i>	22.031	20.203
Desember/ <i>December</i>	22.182	19.829
Rata-Rata/ <i>Average</i>	21.915	20.122

Lampiran 1.3

Harga Konsumen Perdesaan Subkelas Olah Sayuran, Umbi-umbian, Pisang Raja, dan Kacang-kacangan Kelas Sayuran, Umbi-umbian, Pisang Raja, dan Kacang-kacangan, 2022

Appendix

Rural Consumer Prices Subclass of Processed Vegetables, Tubers, Plantains, and Nuts, Class of Vegetables, Tubers, Plantains, and Nuts, 2022

Bulan Month	Oncom	Tahu Mentah	Tauco	Tempe Kedele/
	<i>Oncom</i>	<i>Tofu</i>	<i>Tauco</i>	<i>Tempe</i>
	Rp/Kg	Rp/Kg	Rp/Botol	Rp/Kg
	Rp/Kg	<i>Rp/Kg</i>	<i>Rp/Bottle</i>	<i>Rp/Kg</i>
(1)	(2)	(3)	(4)	(5)
Januari/ <i>January</i>	40.000	10.019	35.000	10.447
Februari/ <i>February</i>	10.000	10.004	17.748	10.538
Maret/ <i>March</i>	10.000	10.347	23.270	10.872
April/ <i>April</i>	11.447	10.614	29.318	11.071
Mei/ <i>May</i>	11.447	10.710	23.270	11.179
Juni/ <i>June</i>	11.447	10.928	26.645	11.294
Juli/ <i>July</i>	11.447	10.999	26.645	11.283
Agustus/ <i>August</i>	11.447	10.947	26.645	11.391
September/ <i>September</i>	11.447	10.914	27.356	11.470
Oktober/ <i>October</i>	11.447	10.988	27.356	11.575
November/ <i>November</i>	12.019	11.210	27.356	11.846
Desember/ <i>December</i>	8.143	11.312	27.356	11.886
Rata-Rata/ <i>Average</i>	13.358	10.749	26.497	11.238

Lampiran 1.4

Harga Konsumen Perdesaan Subkelas Sayuran Berbuah
(Segar atau Dingin), Kelas Sayuran, Umbi-umbian,
Pisang Raja, dan Kacang-kacangan, 2022

Appendix

*Rural Consumer Price Subclass of Fruit Vegetables
(Fresh or Cold), Class of Vegetables, Tubers,
Plantains, and Nuts, 2022*

Bulan Month	Cabai Hijau	Cabai Merah/	Cabai Rawit	Jengkol	Ketimun	Labu Siam/J ipang
	<i>Green Chili</i>	<i>Red Chili</i>	<i>Bird's Eye Chili</i>	<i>Dogfruit</i>	<i>Cucumber</i>	<i>Chayote</i>
	Rp/Kg	Rp/Kg	Rp/Kg	Rp/Kg	Rp/Kg	Rp/Kg
	<i>Rp/Kg</i>	<i>Rp/Kg</i>	<i>Rp/Kg</i>	<i>Rp/Kg</i>	<i>Rp/Kg</i>	<i>Rp/Kg</i>
(1)	(2)	(3)	(4)	(5)	(6)	(7)
Januari/ <i>January</i>	18.951	26.235	34.290	26.501	5.011	4.973
Februari/ <i>February</i>	18.354	28.315	30.189	26.826	5.140	4.689
Maret/ <i>March</i>	19.446	37.540	34.110	28.646	5.222	4.850
April/ <i>April</i>	18.431	28.444	26.002	31.356	5.313	5.322
Mei/ <i>May</i>	20.013	28.706	26.136	33.310	5.723	5.425
Juni/ <i>June</i>	26.389	47.091	44.999	31.841	5.532	5.693
Juli/ <i>July</i>	32.954	67.379	59.734	28.552	6.261	5.402
Agustus/ <i>August</i>	28.342	54.229	43.535	28.368	5.305	4.382
September/ <i>September</i>	28.956	57.624	41.000	26.883	5.837	4.190
Oktober/ <i>October</i>	22.780	45.814	35.233	23.564	5.387	4.114
November/ <i>November</i>	19.148	32.294	26.635	22.641	5.412	4.783
Desember/ <i>December</i>	19.386	32.224	33.744	24.773	5.682	4.965
Rata-Rata/ <i>Average</i>	22.762	40.491	36.301	27.772	5.486	4.899

Lanjutan Lampiran
Continued Appendix

1.4

Bulan Month	Nangka Muda	Pare/ Paria	Petai	Terung	Tomat Buah	Tomat Sayur
	<i>Jackfruit</i>	<i>Bitter Melon</i>	<i>Petai</i>	<i>Eggplant</i>	<i>Tomato</i>	<i>Tomato</i>
	Rp/Kg <i>Rp/Kg</i>	Rp/Kg <i>Rp/Kg</i>	Rp/Kg <i>Rp/Kg</i>	Rp/Kg <i>Rp/Kg</i>	Rp/Kg <i>Rp/Kg</i>	Rp/Kg <i>Rp/Kg</i>
(1)	(8)	(9)	(10)	(11)	(12)	(13)
Januari/ <i>January</i>	5.698	7.124	3.326	6.107	9.864	9.335
Februari/ <i>February</i>	6.155	7.130	3.413	5.722	10.478	10.171
Maret/ <i>March</i>	6.352	6.999	3.479	5.888	10.407	9.309
April/ <i>April</i>	6.751	7.321	3.861	6.602	9.571	7.781
Mei/ <i>May</i>	6.780	7.783	4.304	6.899	9.374	7.472
Juni/ <i>June</i>	6.722	8.313	4.331	7.845	11.223	10.034
Juli/ <i>July</i>	6.932	7.948	4.241	7.740	11.482	11.831
Agustus/ <i>August</i>	6.708	7.359	4.031	6.867	9.722	9.092
September/ <i>September</i>	6.718	7.318	3.815	6.495	8.112	6.579
Oktober/ <i>October</i>	6.731	7.087	3.820	5.685	7.220	5.736
November/ <i>November</i>	6.754	7.975	4.085	5.923	9.670	8.818
Desember/ <i>December</i>	6.757	8.473	4.142	6.924	11.576	12.330
Rata-Rata/ <i>Average</i>	6.588	7.569	3.904	6.558	9.892	9.041

Lampiran 1.5

Harga Konsumen Perdesaan Subkelas Sayuran Berjenis Kacang Polong-polongan (Segar atau Dingin), Kelas Sayuran, Umbi-umbian, Pisang Raja, dan Kacang-kacangan, 2022

Appendix

Rural Consumer Prices Subclass Vegetables of Legumes (Fresh or Cold), Class of Vegetables, Tubers, Plantains, and Nuts, 2022

Bulan Month	Buncis	Kacang Panjang
	<i>Green Bean</i>	<i>Yardlong</i>
	Rp/Kg	Rp/Kg
(1)	Rp/Kg (2)	Rp/Kg (3)
Januari/ <i>January</i>	7.294	6.678
Februari/ <i>February</i>	6.274	6.365
Maret/ <i>March</i>	6.308	6.454
April/ <i>April</i>	7.967	6.989
Mei/ <i>May</i>	9.044	7.383
Juni/ <i>June</i>	8.601	7.180
Juli/ <i>July</i>	8.708	7.196
Agustus/ <i>August</i>	6.765	6.457
September/ <i>September</i>	7.297	7.056
Oktober/ <i>October</i>	7.651	7.057
November/ <i>November</i>	8.148	7.361
Desember/ <i>December</i>	8.912	7.718
Rata-Rata/ <i>Average</i>	7.747	6.991

Lampiran 1.6

Harga Konsumen Perdesaan Subkelas Sayuran Lainnya
(Segar atau Dingin), Kelas Sayuran, Umbi-umbian,
Pisang Raja, dan Kacang-kacangan, 2022

Appendix

*Rural Consumer Price Subclass of Other Vegetables
(Fresh or Cold), Class of Vegetables, Tubers,
Plantains, and Nuts, 2022*

Bulan Month	Bawang Merah/ <i>Shallot</i>	Bawang Putih/ <i>Garlic</i>	Tauge/ Kecambah <i>Bean Sprout</i>	Wortel <i>Carrot</i>
	Rp/Kg <i>Rp/Kg</i>	Rp/Kg <i>Rp/Kg</i>	Rp/Kg <i>Rp/Kg</i>	Rp/Kg <i>Rp/Kg</i>
	(1)	(2)	(3)	(4)
Januari/ <i>January</i>	21.120	25.669	10.754	9.410
Februari/ <i>February</i>	25.245	26.303	10.480	8.847
Maret/ <i>March</i>	27.796	26.916	10.771	8.372
April/ <i>April</i>	26.153	28.245	10.953	8.069
Mei/ <i>May</i>	29.870	27.893	11.168	8.478
Juni/ <i>June</i>	36.839	26.606	11.089	8.845
Juli/ <i>July</i>	53.255	25.995	11.193	10.956
Agustus/ <i>August</i>	38.274	24.696	11.061	11.235
September/ <i>September</i>	30.407	24.208	11.115	11.272
Oktober/ <i>October</i>	29.347	23.471	11.011	10.538
November/ <i>November</i>	29.254	22.809	11.039	9.857
Desember/ <i>December</i>	29.810	23.388	11.069	9.842
Rata-Rata/ <i>Average</i>	31.448	25.517	10.975	9.643

Lampiran 1.7

Harga Konsumen Perdesaan Subkelas Umbi, Pisang Raja, dan Pisang (untuk dimasak), Kelas Sayuran, Umbi-umbian, Pisang Raja, dan Kacang-kacangan, 2022

Appendix

Rural Consumer Price of Subclass of Tubers, Plantains, and Bananas (for cooking), Class of Vegetables, Tubers, Plantains, and Nuts, 2022

Bulan Month	Kentang	Ketela Pohon	Ketela Rambat
	<i>Potato</i>	<i>Cassava</i>	<i>Sweet Potatoes</i>
	Rp/Kg <i>Rp/Kg</i>	Rp/Kg <i>Rp/Kg</i>	Rp/Kg <i>Rp/Kg</i>
(1)	(2)	(3)	(4)
Januari/ <i>January</i>	12.018	3.321	4.320
Februari/ <i>February</i>	12.194	3.257	4.283
Maret/ <i>March</i>	12.063	3.160	4.283
April/ <i>April</i>	12.262	3.182	4.187
Mei/ <i>May</i>	12.990	3.168	4.166
Juni/ <i>June</i>	12.703	3.135	4.248
Juli/ <i>July</i>	12.514	3.504	4.325
Agustus/ <i>August</i>	12.606	3.450	4.436
September/ <i>September</i>	12.545	3.385	4.473
Oktober/ <i>October</i>	12.443	3.457	4.531
November/ <i>November</i>	12.260	3.383	4.533
Desember/ <i>December</i>	12.152	3.381	4.630
Rata-Rata/ <i>Average</i>	12.396	3.315	4.368

Lampiran 1.8

Harga Konsumen Perdesaan Subkelas Sayuran Berdaun atau Berbatang (Segar atau Dingin), Kelas Sayuran, Umbi-umbian, Pisang Raja, dan Kacang-kacangan, 2022

Appendix

Rural Consumer Prices Subclass of Leafy or Stem Vegetables (Fresh or Cold), Class of Vegetables, Tubers, Plantains, and Nuts, 2022

Bulan Month	Bayam	Daun Singkong	Kangkung	Kubis/ Kol	Sawi Hijau
	<i>Spinach</i>	<i>Cassava Leaves</i>	<i>Swamp Cabbage</i>	<i>Cabbage</i>	<i>Mustard Green</i>
	Rp/Kg	Rp/Kg	Rp/Kg	Rp/Kg	Rp/Kg
(1)	(2)	(3)	(4)	(5)	(6)
Januari/ <i>January</i>	4.944	3.153	4.244	4.486	4.828
Februari/ <i>February</i>	4.820	3.056	4.291	4.119	4.450
Maret/ <i>March</i>	4.781	3.139	4.407	4.218	4.607
April/ <i>April</i>	5.170	3.316	4.711	4.766	5.336
Mei/ <i>May</i>	5.073	3.495	4.742	5.677	5.592
Juni/ <i>June</i>	5.294	3.591	5.025	7.289	5.994
Juli/ <i>July</i>	5.320	3.749	4.942	8.317	5.300
Agustus/ <i>August</i>	4.951	3.661	4.663	7.188	4.329
September/ <i>September</i>	4.914	3.624	4.608	5.728	4.547
Oktober/ <i>October</i>	4.585	3.490	4.310	4.725	4.616
November/ <i>November</i>	5.056	3.537	4.602	4.991	5.199
Desember/ <i>December</i>	5.291	3.612	4.965	6.161	5.579
Rata-Rata/ <i>Average</i>	5.017	3.452	4.626	5.639	5.031

Lampiran 1.9

Harga Konsumen Perdesaan Subkelas Sayuran, Umbi-umbian, Pisang Raja, dan Kacang-kacangan Lainnya yang Dikeringkan, Kelas Sayuran, Umbi-umbian, Pisang Raja, dan Kacang-kacangan, 2022

Appendix

Rural Consumer Prices Subclass of Vegetables, Tubers, Plantains, and Other Nuts Dried, Class of Vegetables, Tubers, Plantains, and Nuts, 2022

Bulan <i>Month</i>	Emping Melinjo	Kacang Kedelai
	<i>Emping</i>	<i>Soybean</i>
	Rp/Kg	Rp/Kg
(1)	(2)	(3)
Januari/ <i>January</i>	53.730	13.232
Februari/ <i>February</i>	54.089	13.326
Maret/ <i>March</i>	54.197	14.039
April/ <i>April</i>	56.637	14.345
Mei/ <i>May</i>	57.441	14.448
Juni/ <i>June</i>	57.836	14.622
Juli/ <i>July</i>	57.590	14.667
Agustus/ <i>August</i>	57.595	14.811
September/ <i>September</i>	57.671	14.688
Oktober/ <i>October</i>	58.643	15.055
November/ <i>November</i>	58.904	15.299
Desember/ <i>December</i>	59.692	15.563
Rata-Rata/ <i>Average</i>	57.002	14.508

Lampiran 1.10

Harga Konsumen Perdesaan Subkelas Buah Batu dan Buah Kelas Buah dan Kacang-Kacangan Pome (Segar) Kelas Buah dan Kacang-kacangan, 2022

Appendix

Rural Consumer Prices Subclass of Stone Fruit and Pome Fruit (Fresh), Class of Fruit and Nuts, 2022

Bulan <i>Month</i>	Apel
	<i>Apple</i>
	Rp/Kg
	<i>Rp/Kg</i>
(1)	(2)
Januari/ <i>January</i>	23.946
Februari/ <i>February</i>	23.351
Maret/ <i>March</i>	23.832
April/ <i>April</i>	24.300
Mei/ <i>May</i>	24.767
Juni/ <i>June</i>	24.863
Juli/ <i>July</i>	25.289
Agustus/ <i>August</i>	24.887
September/ <i>September</i>	25.215
Oktober/ <i>October</i>	25.560
November/ <i>November</i>	25.406
Desember/ <i>December</i>	25.497
Rata-Rata/ <i>Average</i>	24.743

Lampiran 1.11

Harga Konsumen Perdesaan Subkelas Buah-buahan
Citrus (Segar), Kelas Buah dan Kacang-kacangan, 2022
*Rural Consumer Prices Subclass of Citrus Fruits
(Fresh), Class of Fruits and Nuts, 2022*

Appendix

Bulan <i>Month</i>	Jeruk
	<i>Orange</i>
	Rp/Kg
	<i>Rp/Kg</i>
(1)	(2)
Januari/ <i>January</i>	17.969
Februari/ <i>February</i>	17.513
Maret/ <i>March</i>	17.998
April/ <i>April</i>	18.258
Mei/ <i>May</i>	19.063
Juni/ <i>June</i>	18.611
Juli/ <i>July</i>	18.107
Agustus/ <i>August</i>	17.502
September/ <i>September</i>	17.574
Oktober/ <i>October</i>	18.008
November/ <i>November</i>	18.310
Desember/ <i>December</i>	18.398
Rata-Rata/ <i>Average</i>	18.109

Lampiran 1.12

Harga Konsumen Perdesaan Subkelas Buah-buahan Kering, Kelas Buah dan Kacang-kacangan, 2022
Rural Consumer Prices Subclass of Dried Fruits, Class of Fruits and Nuts, 2022

Appendix

Bulan Month	Asam Jawa	Kelapa Tua
	<i>Tamarind</i>	<i>Coconut</i>
	Rp/Ons	Rp/Butir
	<i>Rp/Ounce</i>	<i>Rp/Coconut</i>
(1)	(2)	(3)
Januari/ <i>January</i>	2.511	6.511
Februari/ <i>February</i>	2.524	6.571
Maret/ <i>March</i>	2.501	6.598
April/ <i>April</i>	2.528	6.654
Mei/ <i>May</i>	2.501	6.564
Juni/ <i>June</i>	2.606	6.522
Juli/ <i>July</i>	2.642	6.532
Agustus/ <i>August</i>	2.654	6.490
September/ <i>September</i>	2.671	6.423
Oktober/ <i>October</i>	2.658	6.262
November/ <i>November</i>	2.689	6.235
Desember/ <i>December</i>	2.731	6.172
Rata-Rata/ <i>Average</i>	2.601	6.461

Lampiran 1.13 Harga Konsumen Perdesaan Subkelas Buah-buahan
 Lainnya (Segar) Kelas Buah dan Kacang-kacangan,
 2022
*Appendix Rural Consumer Prices Subclass of Fruits Other
 (Fresh), Class of Fruits and Nuts, 2022*

Bulan <i>Month</i>	Semangka
	<i>Watermelon</i>
	Rp/Kg
	<i>Rp/Kg</i>
(1)	(2)
Januari/ <i>January</i>	7.541
Februari/ <i>February</i>	7.445
Maret/ <i>March</i>	7.963
April/ <i>April</i>	7.858
Mei/ <i>May</i>	8.002
Juni/ <i>June</i>	8.369
Juli/ <i>July</i>	8.648
Agustus/ <i>August</i>	8.339
September/ <i>September</i>	8.442
Oktober/ <i>October</i>	8.302
November/ <i>November</i>	8.259
Desember/ <i>December</i>	8.802
Rata-Rata/ <i>Average</i>	8.164

Lampiran 1.14

Harga Konsumen Perdesaan Subkelas Kurma, Buah Ara/Tin, dan Buah-buahan Tropis (Segar), Kelas Buah dan Kacang-kacangan, 2022

Appendix

Rural Consumer Prices Subclass of Dates, Figs / Tin, and Tropical Fruits (Fresh), Class of Fruits and Nuts, 2022

Bulan Month	Mangga	Pepaya	Pisang	Salak	Sawo
	<i>Mango</i>	<i>Papaya</i>	<i>Banana</i>	<i>Salak</i>	<i>Sapodilla</i>
	Rp/Kg	Rp/Kg	Rp/Kg	Rp/Kg	Rp/Kg
	<i>Rp/Kg</i>	<i>Rp/Kg</i>	<i>Rp/Kg</i>	<i>Rp/Kg</i>	<i>Rp/Kg</i>
(1)	(2)	(3)	(4)	(5)	(6)
Januari/ <i>January</i>	13.299	6.511	13.877	6.786	13.014
Februari/ <i>February</i>	12.817	6.438	13.629	6.711	12.736
Maret/ <i>March</i>	13.394	6.591	13.696	6.945	12.733
April/ <i>April</i>	14.150	6.802	13.689	7.197	13.153
Mei/ <i>May</i>	14.296	6.795	13.681	7.300	13.559
Juni/ <i>June</i>	14.626	6.853	13.389	7.390	13.557
Juli/ <i>July</i>	14.585	6.870	13.419	7.350	13.323
Agustus/ <i>August</i>	15.373	6.708	13.402	7.356	13.545
September/ <i>September</i>	15.683	6.801	13.478	7.552	13.748
Oktober/ <i>October</i>	14.566	6.753	13.469	7.627	13.742
November/ <i>November</i>	13.710	6.656	13.569	7.689	13.838
Desember/ <i>December</i>	12.809	6.726	13.717	7.475	13.385
Rata-Rata/ <i>Average</i>	14.109	6.709	13.584	7.281	13.361

Lampiran 1.15 Harga Konsumen Perdesaan Subkelas Kacang (dengan Kulit atau Kupas), Kelas Buah dan Kacang-kacangan, 2022
Appendix Rural Consumer Prices Subclass of Nuts (with Skin or Peel), Class of Fruits and Nuts, 2022

Bulan <i>Month</i>	Kacang Tanah
	<i>Peanut</i> Rp/Kg <i>Rp/Kg</i>
(1)	(2)
Januari/ <i>January</i>	20.023
Februari/ <i>February</i>	20.359
Maret/ <i>March</i>	20.782
April/ <i>April</i>	21.389
Mei/ <i>May</i>	21.768
Juni/ <i>June</i>	21.623
Juli/ <i>July</i>	21.412
Agustus/ <i>August</i>	21.475
September/ <i>September</i>	21.526
Oktober/ <i>October</i>	21.390
November/ <i>November</i>	20.999
Desember/ <i>December</i>	21.063
Rata-Rata/ <i>Average</i>	21.151

Lampiran 1.16

Harga Konsumen Perdesaan Kelas Gula, Kembang Gula, dan Makanan Pencuci Mulut, 2022

Appendix

Rural Consumer Prices Class of Sugar, Confectionery, and Desserts, 2022

Bulan <i>Month</i>	Gula Merah	Gula Pasir/
	<i>Brown Sugar</i>	<i>Sugar</i>
	Rp/Kg	Rp/Kg
	<i>Rp/Kg</i>	<i>Rp/Kg</i>
(1)	(2)	(3)
Januari/ <i>January</i>	17.359	13.847
Februari/ <i>February</i>	17.722	14.144
Maret/ <i>March</i>	17.768	14.277
April/ <i>April</i>	18.218	14.579
Mei/ <i>May</i>	18.235	14.503
Juni/ <i>June</i>	18.281	14.419
Juli/ <i>July</i>	18.274	14.230
Agustus/ <i>August</i>	18.280	14.055
September/ <i>September</i>	18.310	14.069
Oktober/ <i>October</i>	18.380	14.011
November/ <i>November</i>	18.333	14.026
Desember/ <i>December</i>	18.441	14.114
Rata-Rata/ <i>Average</i>	18.133	14.189

Lampiran 1.17

Harga Konsumen Perdesaan Subkelas Garam, Bumbu, dan Saus, Kelas Makanan Siap Saji dan Makanan Olahan Lainnya, 2022

Appendix

Rural Consumer Prices Subclass of Salt, Seasoning, and Sauce, Class of Fast Food and Other Processed Food, 2022

Bulan Month	Garam Bata <i>Salt in Briquettes</i>	Garam Hancur <i>Table Salt</i>	Kecap <i>Soy Sauce</i>	Penyedap Masakan <i>Seasoning</i>	Terasi <i>Terasi</i>
	Rp/400 Gr <i>Rp/400 Grs</i>	Rp/250 Gr <i>Rp/250 Grs</i>	Rp/Botol <i>Rp/Bottle</i>	Rp/Bungkus <i>Rp/Sachet</i>	Rp/Ons <i>Rp/Ounce</i>
(1)	(2)	(3)	(4)	(5)	(6)
Januari/ <i>January</i>	2.687	2.548	15.137	2.307	5.146
Februari/ <i>February</i>	2.666	2.520	15.577	2.337	5.161
Maret/ <i>March</i>	2.743	2.567	15.696	2.321	5.203
April/ <i>April</i>	2.777	2.558	15.798	2.330	5.413
Mei/ <i>May</i>	2.785	2.545	15.825	2.374	5.456
Juni/ <i>June</i>	2.799	2.550	15.850	2.379	5.485
Juli/ <i>July</i>	2.775	2.530	15.888	2.396	5.506
Agustus/ <i>August</i>	2.782	2.519	16.049	2.433	5.521
September/ <i>September</i>	2.799	2.519	16.077	2.451	5.537
Oktober/ <i>October</i>	2.868	2.519	16.094	2.481	5.480
November/ <i>November</i>	2.906	2.480	16.179	2.490	5.492
Desember/ <i>December</i>	3.025	2.516	16.353	2.522	5.518
Rata-Rata/ <i>Average</i>	2.801	2.531	15.877	2.402	5.410

Lampiran 1.18

Harga Konsumen Perdesaan Subkelas Makanan Bayi,
Kelas Makanan Siap Saji dan Makanan Olahan
Lainnya, 2022

Appendix

*Rural Consumer Prices Subclass of Baby Food, Class
of Fast Food and Other Processed Food, 2022*

Bulan Month	Makanan Bayi	Susu Bubuk Bayi
	<i>Baby Food</i>	<i>Baby Powdered Milk</i>
	Rp/Kotak <i>Rp/Box</i>	Rp/Kotak <i>Rp/Box</i>
(1)	(2)	(3)
Januari/ <i>January</i>	10.474	40.184
Februari/ <i>February</i>	10.304	39.667
Maret/ <i>March</i>	10.536	39.937
April/ <i>April</i>	10.654	40.274
Mei/ <i>May</i>	10.672	40.357
Juni/ <i>June</i>	10.669	40.371
Juli/ <i>July</i>	10.713	40.389
Agustus/ <i>August</i>	10.744	40.557
September/ <i>September</i>	10.771	40.664
Oktober/ <i>October</i>	11.059	40.659
November/ <i>November</i>	11.124	40.852
Desember/ <i>December</i>	11.148	41.120
Rata-Rata/ <i>Average</i>	10.739	40.419

Lampiran 1.19

Harga Konsumen Perdesaan Subkelas Makanan Olahan Lainnya, Kelas Makanan Siap Saji dan Makanan Olahan Lainnya, 2022

Appendix

Rural Consumer Prices Subclass of Other Processed Foods, Class of Fast Food and Other Processed Food, 2022

Bulan <i>Month</i>	Bahan Agar-agar	Kerupuk Mentah	Makanan Ringan Anak-anak	Telur Puyuh Matang
	<i>Agar</i>	<i>Crackers</i>	<i>Children's Snack</i>	<i>Quail Egg</i>
	Rp/Bungkus <i>Rp/Sachet</i>	Rp/Kg <i>Rp/Kg</i>	Rp/Bungkus <i>Rp/Pack</i>	Rp/10 Butir <i>Rp/10 eggs</i>
(1)	(2)	(3)	(4)	(5)
Januari/ <i>January</i>	3.222	9.096	1.309	4.277
Februari/ <i>February</i>	3.293	9.201	1.322	4.285
Maret/ <i>March</i>	3.314	8.294	1.319	4.297
April/ <i>April</i>	3.462	9.083	1.336	4.313
Mei/ <i>May</i>	3.468	9.083	1.337	4.299
Juni/ <i>June</i>	3.479	9.192	1.343	4.331
Juli/ <i>July</i>	3.495	9.344	1.343	4.343
Agustus/ <i>August</i>	3.501	9.344	1.347	4.344
September/ <i>September</i>	3.545	9.454	1.347	4.324
Oktober/ <i>October</i>	3.564	9.963	1.359	4.136
November/ <i>November</i>	3.593	9.545	1.362	4.147
Desember/ <i>December</i>	3.609	9.887	1.390	4.170
Rata-Rata/ <i>Average</i>	3.462	9.291	1.343	4.272

Lampiran 1.20

Harga Konsumen Perdesaan Subkelas Rempah-rempahan, Biji-bijian, dan Bumbu Herba, Kelas Makanan Siap Saji dan Makanan Olahan Lainnya, 2022
Rural Consumer Prices Subclass of Spices, Grains and Herbs, Class of Fast Food and Other Processed Food, 2022

Appendix

Bulan Month	Jinten	Kemiri	Ketumbar	Lada/Merica
	<i>Caraway</i>	<i>Candlenut</i>	<i>Coriander</i>	<i>Pepper</i>
	Rp/Ons	Rp/Ons	Rp/Ons	Rp/Ons
	<i>Rp/Ounce</i>	<i>Rp/Ounce</i>	<i>Rp/Ounce</i>	<i>Rp/Ounce</i>
(1)	(2)	(3)	(4)	(5)
Januari/ <i>January</i>	6.172	4.532	3.458	11.028
Februari/ <i>February</i>	6.223	4.541	3.462	11.204
Maret/ <i>March</i>	6.495	4.524	3.433	11.213
April/ <i>April</i>	6.492	4.786	3.584	11.588
Mei/ <i>May</i>	6.488	4.851	3.612	11.642
Juni/ <i>June</i>	6.479	4.900	3.627	11.677
Juli/ <i>July</i>	6.512	4.904	3.632	11.565
Agustus/ <i>August</i>	6.468	4.807	3.642	11.445
September/ <i>September</i>	6.532	4.886	3.673	11.428
Oktober/ <i>October</i>	6.543	4.868	3.656	11.402
November/ <i>November</i>	6.465	4.865	3.644	11.471
Desember/ <i>December</i>	6.549	4.869	3.618	11.390
Rata-Rata/ <i>Average</i>	6.451	4.778	3.587	11.421

Lampiran 1.21

Harga Konsumen Perdesaan Kelas Minyak dan Lemak,
2022

Appendix

Rural Consumer Prices Class of Oil and Fat, 2022

Bulan Month	Minyak Kelapa	Minyak Goreng/	Margarin
	<i>Cooking Oil</i>	<i>Cooking Oil</i>	<i>Margarine</i>
	Rp/Kg	Rp/Liter	Rp/Sachet
(1)	Rp/Kg (2)	Rp/Liter (3)	Rp/Sachet (4)
Januari/ <i>January</i>	13.711	18.327	6.420
Februari/ <i>February</i>	13.711	18.388	6.509
Maret/ <i>March</i>	13.711	18.727	6.621
April/ <i>April</i>	13.711	23.760	6.806
Mei/ <i>May</i>	13.711	22.604	6.903
Juni/ <i>June</i>	13.711	21.987	7.139
Juli/ <i>July</i>	14.543	20.240	7.181
Agustus/ <i>August</i>	14.543	18.772	7.230
September/ <i>September</i>	14.543	18.516	7.291
Oktober/ <i>October</i>	14.543	18.409	7.305
November/ <i>November</i>	14.543	18.466	7.366
Desember/ <i>December</i>	14.543	18.668	7.364
Rata-Rata/ <i>Average</i>	14.127	19.739	7.011

Lampiran 1.22

Harga Konsumen Perdesaan Subkelas Daging (Segar, Dingin, atau Beku), Kelas Hewan Hidup, Daging, dan Bagian lain Hewan Hasil Sembelih, 2022

Appendix

Rural Consumer Prices Subclass of Meat (Fresh, Cold, or Frozen), Class of Live Animals, Meat, and Other Parts of Slaughtered Animals, 2022

Bulan Month	Daging Ayam	Daging	Daging Sapi
	Ras/ <i>Chicken Meat</i>	Kambing <i>Mutton</i>	
	Rp/Kg <i>Rp/Kg</i>	Rp/Kg <i>Rp/Kg</i>	Rp/Kg <i>Rp/Kg</i>
(1)	(2)	(3)	(4)
Januari/ <i>January</i>	34.733	121.542	116.543
Februari/ <i>February</i>	33.852	122.928	116.799
Maret/ <i>March</i>	33.829	123.310	118.379
April/ <i>April</i>	35.335	124.289	120.647
Mei/ <i>May</i>	35.559	126.594	125.701
Juni/ <i>June</i>	36.283	124.243	124.234
Juli/ <i>July</i>	36.789	124.168	122.564
Agustus/ <i>August</i>	34.139	123.930	121.343
September/ <i>September</i>	33.761	123.849	121.256
Oktober/ <i>October</i>	32.364	123.996	121.455
November/ <i>November</i>	32.323	123.634	121.270
Desember/ <i>December</i>	33.358	123.839	121.716
Rata-Rata/ <i>Average</i>	34.360	123.860	120.992

Lampiran 1.23

Harga Konsumen Perdesaan Subkelas Hasil Olahan Daging, Jeroan, Darah dan Bagian lain dari hewan yang disembelih, Kelas Hewan Hidup, Daging, dan Bagian lain Hewan Hasil Sembelih, 2022

Appendix

Rural Consumer Prices Subclass of Processed Meat, Offal, Blood and Other Parts of Slaughtered Animals, Class of Live Animals, Meat, and Other Parts of Slaughtered Animals, 2022

Bulan <i>Month</i>	Bakso Daging	Daging Dlm Kaleng (Cornet)	Sosis Daging Sapi
	<i>Meatball</i>	<i>Canned Meat</i>	<i>Beef Sausage</i>
	Rp/10 Buah	Rp/Kaleng	Rp/Kemas
	<i>Rp/10 Pieces</i>	<i>Rp/Can</i>	<i>Rp/Pack</i>
(1)	(2)	(3)	(4)
Januari/ <i>January</i>	8.108	15.988	5.631
Februari/ <i>February</i>	7.660	15.785	5.772
Maret/ <i>March</i>	7.660	16.554	5.768
April/ <i>April</i>	7.528	16.554	5.693
Mei/ <i>May</i>	7.660	16.554	5.697
Juni/ <i>June</i>	7.709	16.554	5.849
Juli/ <i>July</i>	7.723	16.554	5.849
Agustus/ <i>August</i>	7.723	16.554	6.025
September/ <i>September</i>	7.608	16.554	5.928
Oktober/ <i>October</i>	7.673	16.554	5.947
November/ <i>November</i>	7.782	16.554	5.958
Desember/ <i>December</i>	8.019	16.554	6.024
Rata-Rata/ <i>Average</i>	7.738	16.443	5.845

Lampiran 1.24

Harga Konsumen Perdesaan Subkelas Jeroan, Darah, dan Bagian lain dari hewan yang disembelih (Segar, Dingin/Beku, Kering, Asin, Diasinkan, atau Diasap), Kelas Hewan Hidup, Daging, dan Bagian lain Hewan Hasil Sembelih, 2022

Appendix

Rural Consumer Prices Subclass of Offal, Blood, and Other Parts of Slaughtered Animals (Fresh, Cold/Frozen, Dried, Salted, Salted, or Smoked), Class of Live Animals, Meat, and Other Parts of Slaughtered Animals, 2022

Bulan Month	Hati Ayam
	<i>Chicken's Liver</i>
	Rp/kg Rp/Kg
(1)	(2)
Januari/ <i>January</i>	24.910
Februari/ <i>February</i>	24.319
Maret/ <i>March</i>	24.578
April/ <i>April</i>	25.545
Mei/ <i>May</i>	26.158
Juni/ <i>June</i>	25.846
Juli/ <i>July</i>	25.829
Agustus/ <i>August</i>	24.812
September/ <i>September</i>	24.755
Oktober/ <i>October</i>	24.559
November/ <i>November</i>	24.132
Desember/ <i>December</i>	24.505
Rata-Rata/ <i>Average</i>	24.996

Lampiran 1.25

Harga Konsumen Perdesaan Subkelas Ikan (Hidup, Segar, Dingin, atau Beku), Kelas Ikan dan Makanan laut lainnya, 2022

Appendix

Rural Consumer Prices Subclass of Fish (Live, Fresh, Chilled, or Frozen), Class of Fish and Other Seafood, 2022

Bulan Month	Bandeng	Baronang	Ekor Kuning	Gabus	Kakap Merah	Kakap Putih
	<i>Milkfish</i>	<i>Rabbitfish</i>	<i>Yellow Tail Fish</i>	<i>Snake- head</i>	<i>Red Snapper</i>	<i>Perch</i>
	Rp/Kg	Rp/Kg	Rp/Kg	Rp/Kg	Rp/Kg	Rp/Kg
	<i>Rp/Kg</i>	<i>Rp/Kg</i>	<i>Rp/Kg</i>	<i>Rp/Kg</i>	<i>Rp/Kg</i>	<i>Rp/Kg</i>
(1)	(2)	(3)	(4)	(5)	(6)	(7)
Januari/ <i>January</i>	28.936	35.000	22.134	51.882	42.085	38.045
Februari/ <i>February</i>	29.701	30.000	23.040	51.288	43.779	39.267
Maret/ <i>March</i>	29.662	30.000	23.559	51.721	41.166	38.407
April/ <i>April</i>	30.073	30.000	24.537	51.349	40.238	37.321
Mei/ <i>May</i>	30.214	30.000	25.001	51.148	41.820	37.739
Juni/ <i>June</i>	29.882	30.000	25.124	50.627	41.522	38.102
Juli/ <i>July</i>	29.901	30.000	24.770	50.505	41.461	38.806
Agustus/ <i>August</i>	29.633	30.000	25.034	49.660	41.776	38.924
September/ <i>September</i>	29.844	30.000	25.234	48.596	41.859	38.584
Oktober/ <i>October</i>	30.411	30.000	26.025	49.810	38.272	39.816
November/ <i>November</i>	30.330	30.000	25.856	50.585	37.942	38.838
Desember/ <i>December</i>	30.469	30.652	26.284	51.084	38.272	38.807
Rata-Rata/ <i>Average</i>	29.921	30.471	24.717	50.688	40.849	38.555

Lanjutan Lampiran 1.25
Continued Appendix

Bulan Month	Kembung	Layang	Lele	Mas	Mujair	Nilu
	<i>Mackerel</i>	<i>Layang Fish</i>	<i>Catfish</i>	<i>Carp</i>	<i>Tilapia Fish</i>	<i>Nile Tilapia</i>
	Rp/Kg <i>Rp/Kg</i>	Rp/Kg <i>Rp/Kg</i>	Rp/Kg <i>Rp/Kg</i>	Rp/Kg <i>Rp/Kg</i>	Rp/Kg <i>Rp/Kg</i>	Rp/Kg <i>Rp/Kg</i>
(1)	(8)	(9)	(10)	(11)	(12)	(13)
Januari/ <i>January</i>	28.165	26.599	22.577	31.013	28.289	30.617
Februari/ <i>February</i>	28.621	26.707	22.475	30.328	28.242	30.957
Maret/ <i>March</i>	28.574	26.974	22.245	30.412	28.016	30.814
April/ <i>April</i>	28.871	27.950	22.876	30.628	28.641	31.143
Mei/ <i>May</i>	29.346	28.139	23.424	31.046	28.958	31.666
Juni/ <i>June</i>	28.943	29.151	23.690	30.728	28.816	31.377
Juli/ <i>July</i>	28.749	29.160	23.792	30.700	28.818	31.246
Agustus/ <i>August</i>	28.675	28.860	23.769	30.744	28.459	31.237
September/ <i>September</i>	29.178	29.276	23.989	30.680	28.927	31.457
Oktober/ <i>October</i>	29.366	29.110	23.968	31.177	28.614	30.878
November/ <i>November</i>	29.664	28.872	24.153	31.290	28.706	31.159
Desember/ <i>December</i>	29.477	28.669	24.286	31.556	28.960	31.348
Rata-Rata/ <i>Average</i>	28.969	28.289	23.437	30.858	28.621	31.158

Lanjutan Lampiran 1.25
Continued Appendix

	Patin	Selar	Tembang	Tenggiri	Teri	Tongkol
Bulan Month	<i>Mekong Catfish</i>	<i>Selar Fish</i>	<i>Sardinella</i>	<i>Tenggiri Fish</i>	<i>Anchovy</i>	<i>Tuna</i>
	Rp/Kg	Rp/Kg	Rp/Kg	Rp/Kg	Rp/Kg	Rp/Kg
	<i>Rp/Kg</i>	<i>Rp/Kg</i>	<i>Rp/Kg</i>	<i>Rp/Kg</i>	<i>Rp/Kg</i>	<i>Rp/Kg</i>
(1)	(14)	(15)	(16)	(17)	(18)	(19)
Januari/ <i>January</i>	23.378	24.568	24.000	45.871	33.364	30.504
Februari/ <i>February</i>	23.472	24.050	24.000	45.651	31.184	30.968
Maret/ <i>March</i>	23.508	23.914	24.000	45.702	31.468	31.296
April/ <i>April</i>	23.441	24.869	24.000	45.462	32.578	30.959
Mei/ <i>May</i>	23.876	25.940	24.000	46.528	32.853	31.467
Juni/ <i>June</i>	23.897	25.947	24.000	46.047	33.278	31.785
Juli/ <i>July</i>	24.323	25.947	24.000	46.247	33.728	31.968
Agustus/ <i>August</i>	24.427	25.803	24.000	47.191	33.069	31.913
September/ <i>September</i>	24.577	25.741	24.000	48.520	33.214	31.644
Oktober/ <i>October</i>	24.463	25.838	24.000	49.379	33.386	31.817
November/ <i>November</i>	24.504	24.827	24.000	46.557	32.743	31.669
Desember/ <i>December</i>	24.451	25.528	24.000	46.850	33.365	31.790
Rata-Rata/ <i>Average</i>	24.026	25.247	24.000	46.667	32.853	31.482

Lampiran 1.26

Harga Konsumen Perdesaan Subkelas Ikan (Kering, Asin, Diasinkan, atau Diasap), Kelas Ikan dan Makanan laut lainnya, 2022

Appendix

Rural Consumer Prices Subclass of Fish (Dried, Salted, Salted, or Smoked), Class of Fish and Other Seafood, 2022

Bulan Month	Ikan Asin Teri	Ikan Dalam Kaleng	Ikan Pindang Bandeng	Ikan Tongkol Asap
	<i>Salted Anchovies</i>	<i>Canned Fish</i>	<i>Pindang Milkfish</i>	<i>Smoked Tuna</i>
	Rp/Kg	Rp/Kg	Rp/Kg	Rp/Kg
	<i>Rp/Kg</i>	<i>Rp/Kg</i>	<i>Rp/Kg</i>	<i>Rp/Kg</i>
(1)	(2)	(3)	(4)	(5)
Januari/ <i>January</i>	63.290	12.484	32.203	31.414
Februari/ <i>February</i>	64.106	13.927	29.056	29.743
Maret/ <i>March</i>	64.099	13.927	30.805	31.651
April/ <i>April</i>	63.899	13.011	33.257	31.054
Mei/ <i>May</i>	64.042	13.011	33.348	31.512
Juni/ <i>June</i>	64.301	13.011	33.522	31.732
Juli/ <i>July</i>	63.894	13.068	33.257	31.806
Agustus/ <i>August</i>	63.279	13.263	33.067	31.354
September/ <i>September</i>	63.888	13.263	33.163	31.234
Oktober/ <i>October</i>	62.997	13.263	33.600	31.366
November/ <i>November</i>	62.776	13.263	33.689	31.505
Desember/ <i>December</i>	63.302	13.520	32.409	35.299
Rata-Rata/ <i>Average</i>	63.656	13.251	32.615	31.639

Lampiran 1.27

Harga Konsumen Perdesaan Subkelas Makanan Laut lainnya (Segar, Dingin, atau Beku), Kelas Ikan dan Makanan laut lainnya, 2022

Appendix

Rural Consumer Prices Subclass of Other Seafood (Fresh, Cold, or Frozen), Class of Fish and Other Seafood, 2022

Bulan Month	Cumi-cumi	Kerang	Udang Laut	Udang Tambak
	<i>Squid</i>	<i>Clam</i>	<i>Sea Shrimp</i>	<i>Freshwater Shrimp</i>
	Rp/Kg	Rp/Kg	Rp/Kg	Rp/Kg
	<i>Rp/Kg</i>	<i>Rp/Kg</i>	<i>Rp/Kg</i>	<i>Rp/Kg</i>
(1)	(2)	(3)	(4)	(5)
Januari/ <i>January</i>	58.370	24.832	61.187	63.859
Februari/ <i>February</i>	58.240	23.794	61.385	64.551
Maret/ <i>March</i>	56.301	24.672	64.112	63.881
April/ <i>April</i>	56.359	23.258	64.457	65.136
Mei/ <i>May</i>	57.592	23.995	66.984	65.447
Juni/ <i>June</i>	57.741	23.845	65.949	66.012
Juli/ <i>July</i>	57.163	24.419	64.972	66.164
Agustus/ <i>August</i>	56.513	24.446	64.898	67.775
September/ <i>September</i>	57.255	24.683	64.839	68.025
Oktober/ <i>October</i>	57.037	24.232	63.310	67.374
November/ <i>November</i>	57.471	24.439	62.895	67.649
Desember/ <i>December</i>	59.392	24.339	63.168	67.419
Rata-Rata/ <i>Average</i>	57.453	24.246	64.013	66.108

Lampiran 1.28

Harga Konsumen Perdesaan Kelas Susu, Produk Susu Lainnya, dan Telur, 2022

Appendix

Rural Consumer Prices Class of Milk, Other Dairy Products, and Eggs, 2022

Bulan Month	Susu Bubuk	Susu Kental Manis	Susu Cair Kemasan	Telur Ayam Kampung
	<i>Powdered Milk</i>	<i>Condensed Milk</i>	<i>Instant Milk</i>	<i>Nonpedigreed Chicken Egg</i>
	Rp/Kotak <i>Rp/Box</i>	Rp/kaleng <i>Rp/Can</i>	Rp/Kemas <i>Rp/Pack</i>	Rp/Butir <i>Rp/Egg</i>
(1)	(2)	(3)	(4)	(5)
Januari/ <i>January</i>	41.951	10.949	3.832	2.320
Februari/ <i>February</i>	40.937	11.001	3.944	2.319
Maret/ <i>March</i>	40.872	11.122	4.023	2.345
April/ <i>April</i>	41.041	11.382	4.097	2.342
Mei/ <i>May</i>	41.046	11.526	4.120	2.370
Juni/ <i>June</i>	41.077	11.634	4.154	2.388
Juli/ <i>July</i>	41.178	11.765	4.175	2.401
Agustus/ <i>August</i>	39.878	11.761	4.123	2.395
September/ <i>September</i>	40.063	11.909	4.186	2.411
Oktober/ <i>October</i>	40.238	11.958	4.199	2.438
November/ <i>November</i>	40.236	12.037	4.296	2.446
Desember/ <i>December</i>	40.360	12.137	4.313	2.471
Rata-Rata/ <i>Average</i>	40.740	11.598	4.122	2.387

Lanjutan Lampiran 1.28
Continued Appendix

Bulan Month	Telur Ayam Ras <i>Pedigreed Chicken Egg</i>	Telur Itik/Bebek <i>Duck Egg</i>	Telur Puyuh Mentah <i>Quail Egg</i>
	Rp/Kg	Rp/Butir	Rp/Kg
	<i>Rp/Kg</i>	<i>Rp/Egg</i>	<i>Rp/Kg</i>
(1)	(6)	(7)	(8)
Januari/ <i>January</i>	22.644	2.761	10.828
Februari/ <i>February</i>	20.805	2.749	10.545
Maret/ <i>March</i>	22.523	2.758	10.535
April/ <i>April</i>	23.691	2.800	10.956
Mei/ <i>May</i>	25.117	2.846	11.128
Juni/ <i>June</i>	26.659	2.866	11.289
Juli/ <i>July</i>	26.916	2.861	11.419
Agustus/ <i>August</i>	27.905	2.869	11.433
September/ <i>September</i>	27.451	2.878	11.501
Oktober/ <i>October</i>	26.344	2.894	11.515
November/ <i>November</i>	26.937	2.905	11.492
Desember/ <i>December</i>	28.972	2.926	11.693
Rata-Rata/ <i>Average</i>	25.497	2.843	11.195

Lampiran 1.29

Harga Konsumen Perdesaan Kelas Tembakau Subdivisi
Rokok dan Tembakau, 2022

Appendix

Rural Consumer Prices Class of Tobacco, Subdivision
of Cigarette and Tobacco, 2022

Bulan Month	Rokok Putih	Rokok Kretek	Rokok Kretek Filter/ Filtered Kretek Cigarette	Tembakau Shag
	<i>White Cigarette</i>	<i>Kretek Cigarette</i>		<i>Shag Tobacco</i>
	Rp/Bungkus =20 Batang <i>Rp/pack of 20 pieces</i>	Rp/Bungkus =12 batang <i>Rp/Pack of 12 pieces</i>	Rp/Bungkus =12 batang <i>Rp/Pack of 12 pieces</i>	Rp/Ons <i>Rp/Ounce</i>
(1)	(2)	(3)	(4)	(5)
Januari/ <i>January</i>	25.680	15.226	20.165	9.437
Februari/ <i>February</i>	26.235	15.403	20.463	9.361
Maret/ <i>March</i>	26.720	15.421	20.665	9.701
April/ <i>April</i>	27.221	15.515	20.947	9.560
Mei/ <i>May</i>	27.378	15.580	21.154	9.613
Juni/ <i>June</i>	27.574	15.671	21.316	9.817
Juli/ <i>July</i>	27.775	15.720	21.385	9.830
Agustus/ <i>August</i>	27.799	15.748	21.526	9.837
September/ <i>September</i>	28.038	15.865	21.798	9.898
Oktober/ <i>October</i>	28.134	15.908	21.870	9.812
November/ <i>November</i>	28.255	15.998	22.036	9.875
Desember/ <i>December</i>	28.430	16.102	22.239	9.896
Rata-Rata/ <i>Average</i>	27.437	15.680	21.927	9.720

Lampiran 1.30

Harga Konsumen Perdesaan Subdivisi Minuman yang Tidak Berakohol, 2022

Appendix

Rural Consumer Prices Subdivision of Non-Alcoholic Beverage, 2022

Bulan Month	Kopi Bubuk	Kopi Instan	Teh Hitam	Teh Hijau	Teh Manis
	<i>Coffee</i>	<i>Instant Coffee</i>	<i>Black tea</i>	<i>Green Tea</i>	<i>Prepared Tea</i>
	Rp/Ons <i>Rp/Ounce</i>	Rp/Sachet <i>Rp/Sachet</i>	Rp/Sachet <i>Rp/Sachet</i>	Rp/40 Gr <i>Rp/40 Grs</i>	Rp/Gelas <i>Rp/Glass</i>
(1)	(2)	(3)	(4)	(5)	(6)
Januari/ <i>January</i>	2.478	2.801	2.874	4.113	2.405
Februari/ <i>February</i>	2.563	2.845	2.888	4.113	2.440
Maret/ <i>March</i>	2.525	2.801	2.888	4.113	2.417
April/ <i>April</i>	2.568	2.855	2.888	4.113	2.438
Mei/ <i>May</i>	2.553	2.901	2.888	4.113	2.476
Juni/ <i>June</i>	2.550	2.866	2.888	4.113	2.494
Juli/ <i>July</i>	2.563	2.875	2.868	4.113	2.519
Agustus/ <i>August</i>	2.565	2.889	2.868	4.113	2.538
September/ <i>September</i>	2.576	2.899	2.868	4.113	2.563
Oktober/ <i>October</i>	2.585	2.899	2.872	4.153	2.571
November/ <i>November</i>	2.597	2.911	2.872	4.177	2.571
Desember/ <i>December</i>	2.605	2.925	2.882	4.177	2.581
Rata-Rata/ <i>Average</i>	2.561	2.872	2.878	4.127	2.501

Lanjutan Lampiran
Continued Appendix

1.30

Bulan Month	Teh celup	Minuman Ringan	Air Minum Dalam Kemasan	Minuman Kesehatan/ Berenergi	Es Cream
	<i>Teabag</i>	<i>Soft Drink</i>	<i>Bottle water</i>	<i>Health/Ener-g Drink</i>	<i>Ice Cream</i>
	Rp/40 Gr	Rp/Bungkus	Rp/Botol	Rp/Botol	Rp/Botol
	<i>Rp/40 Grs</i>	<i>Rp/Pack</i>	<i>Rp/Bottle</i>	<i>Rp/Bottle</i>	<i>Rp/Bottle</i>
(1)	(6)	(7)	(8)	(9)	(10)
Januari/ <i>January</i>	1.626	4.115	4.912	3.089	4.867
Februari/ <i>February</i>	1.568	4.128	5.040	3.083	4.833
Maret/ <i>March</i>	1.597	4.140	5.013	3.128	4.815
April/ <i>April</i>	1.591	4.177	5.144	3.168	4.909
Mei/ <i>May</i>	1.579	4.190	5.111	3.208	4.922
Juni/ <i>June</i>	1.579	4.190	5.177	3.212	4.938
Juli/ <i>July</i>	1.582	4.203	5.141	3.225	5.006
Agustus/ <i>August</i>	1.592	4.222	5.228	3.226	4.950
September/ <i>September</i>	1.592	4.224	5.278	3.228	4.981
Oktober/ <i>October</i>	1.597	4.241	5.283	3.250	5.044
November/ <i>November</i>	1.599	4.251	5.280	3.258	5.067
Desember/ <i>December</i>	1.610	4.273	5.315	3.332	5.078
Rata-Rata/ <i>Average</i>	1.593	4.196	5.160	3.201	4.951

Lampiran 1.31 Harga Konsumen Perdesaan Kelas Bir Subdivisi
 Appendix Minuman yang Berakohol, 2022
 *Rural Consumer Prices Class of Beer Subdivision of
 Alcoholic Beverage, 2022*

Bulan <i>Month</i>	Bir <i>Beer</i>
	Rp/Botol <i>Rp/Bottle</i>
(1)	(2)
Januari/ <i>January</i>	36.251
Februari/ <i>February</i>	35.997
Maret/ <i>March</i>	37.336
April/ <i>April</i>	38.420
Mei/ <i>May</i>	39.320
Juni/ <i>June</i>	39.320
Juli/ <i>July</i>	40.074
Agustus/ <i>August</i>	40.074
September/ <i>September</i>	41.078
Oktober/ <i>October</i>	41.933
November/ <i>November</i>	41.933
Desember/ <i>December</i>	41.933
Rata-Rata/ <i>Average</i>	39.473

Lampiran/ *Appendix 2*
Kelompok Pakaian Dan Alas Kaki
Clothing and Footwear Division

<https://jateknas.go.id>

Lampiran 2.1 Harga Konsumen Perdesaan Kelas Bahan Pakaian,
2022
Appendix *Rural Consumer Prices Class of Clothing Material,*
2022

Bulan <i>Month</i>	Batik (kain panjang) <i>Batik (long cloth)</i>
	Rp/Helai <i>Rp/Piece</i>
(1)	(2)
Januari/ <i>January</i>	63.443
Februari/ <i>February</i>	61.499
Maret/ <i>March</i>	61.499
April/ <i>April</i>	62.314
Mei/ <i>May</i>	62.314
Juni/ <i>June</i>	62.314
Juli/ <i>July</i>	62.314
Agustus/ <i>August</i>	62.314
September/ <i>September</i>	62.314
Oktober/ <i>October</i>	62.314
November/ <i>November</i>	62.314
Desember/ <i>December</i>	63.137
Rata-Rata/ <i>Average</i>	62.341

Lampiran 2.2

Harga Konsumen Perdesaan Kelas Barang-barang dan Aksesoris Pakaian Lainnya, 2022

*Appendix**Rural Consumer Prices Class of Other Apparel Goods and Accessories, 2022*

Bulan <i>Month</i>	Benang Jahit
	<i>Sewing Thread</i>
	Rp/Buah
	<i>Rp/Piece</i>
(1)	(2)
Januari/ <i>January</i>	3.178
Februari/ <i>February</i>	3.482
Maret/ <i>March</i>	3.482
April/ <i>April</i>	3.482
Mei/ <i>May</i>	3.482
Juni/ <i>June</i>	3.482
Juli/ <i>July</i>	3.482
Agustus/ <i>August</i>	3.482
September/ <i>September</i>	3.482
Oktober/ <i>October</i>	3.507
November/ <i>November</i>	3.507
Desember/ <i>December</i>	3.507
Rata-Rata/ <i>Average</i>	3.463

Lampiran 2.3

Harga Konsumen Perdesaan Kelas Jasa Membersihkan,
Memperbaiki, Menjahit, dan Menyewa Pakaian, 2022
*Rural Consumer Prices Service Class of Cleaning,
Repairing, Sewing, and Renting Clothes, 2022*

Appendix

Bulan <i>Month</i>	Tarif Jahit Pakaian <i>Cost of Sewing Clothes</i>
(1)	Rp/Helai <i>Rp/Piece</i>
Januari/ <i>January</i>	59.228
Februari/ <i>February</i>	59.228
Maret/ <i>March</i>	59.820
April/ <i>April</i>	60.418
Mei/ <i>May</i>	61.023
Juni/ <i>June</i>	61.023
Juli/ <i>July</i>	61.633
Agustus/ <i>August</i>	61.633
September/ <i>September</i>	61.633
Oktober/ <i>October</i>	61.633
November/ <i>November</i>	61.633
Desember/ <i>December</i>	61.633
Rata-Rata/ <i>Average</i>	60.878

Lampiran 2.4

Harga Konsumen Perdesaan Subkelas Pakaian Laki-laki dan Anak Laki-laki, Kelas Pakaian Jadi, 2022
Rural Consumer Prices Subclass of Men's and Boys' Clothing, Class of Clothing, 2022

Appendix

Bulan <i>Month</i>	Kaos Kutang/Singlet <i>Singlet Shirt</i>	Sarung Katun <i>Cotton Sarong</i>	Kaos Oblong <i>Polos</i>	Kaos Kaki Dewasa <i>Adult Sock</i>
	Rp/Helai <i>Rp/Piece</i>	Rp/Helai <i>Rp/Piece</i>	Rp/Helai <i>Rp/Piece</i>	Rp/Pasang <i>Rp/Pair</i>
(1)	(2)	(3)	(4)	(5)
Januari/ <i>January</i>	27.582	69.800	37.835	12.498
Februari/ <i>February</i>	27.858	68.042	38.213	12.498
Maret/ <i>March</i>	28.137	69.403	38.595	12.622
April/ <i>April</i>	28.699	70.791	38.981	12.749
Mei/ <i>May</i>	28.699	71.499	38.981	12.749
Juni/ <i>June</i>	28.986	71.499	38.981	12.749
Juli/ <i>July</i>	28.986	72.214	38.981	12.876
Agustus/ <i>August</i>	28.986	72.214	38.981	12.876
September/ <i>September</i>	29.566	72.936	39.371	13.134
Oktober/ <i>October</i>	29.862	72.936	39.371	13.265
November/ <i>November</i>	29.862	72.936	39.765	13.398
Desember/ <i>December</i>	29.862	72.936	40.162	13.532
Rata-Rata/ <i>Average</i>	28.924	71.434	39.018	12.912

Lanjutan Lampiran 2.4

Continued Appendix

Bulan <i>Month</i>	Celana Dalam Dewasa <i>Briefs</i>	Baju Koko Dewasa <i>Muslim Clothes</i>	Celana Dalam Anak <i>Kid's Underpants</i>	Kaos Kaki Anak <i>Kid's Sock</i>	Seragam Sekolah/ <i>School Uniform</i>
	Rp/Helai <i>Rp/Piece</i>	Rp/Helai <i>Rp/Piece</i>	Rp/Helai <i>Rp/Piece</i>	Rp/Helai <i>Rp/Piece</i>	Rp/Stel <i>Rp/Pair</i>
(1)	(6)	(7)	(8)	(9)	(10)
Januari/ <i>January</i>	21.532	94.876	10.904	9.080	107.930
Februari/ <i>February</i>	21.747	94.876	10.904	9.080	107.930
Maret/ <i>March</i>	21.965	95.824	11.013	9.080	107.930
April/ <i>April</i>	22.184	97.741	11.233	9.170	107.930
Mei/ <i>May</i>	22.184	98.718	11.233	9.170	107.930
Juni/ <i>June</i>	22.184	98.718	11.233	9.170	107.930
Juli/ <i>July</i>	22.406	98.718	11.233	9.262	109.009
Agustus/ <i>August</i>	22.406	98.718	11.233	9.262	110.099
September/ <i>September</i>	22.630	98.718	11.345	9.355	110.099
Oktober/ <i>October</i>	22.630	98.718	11.459	9.355	110.099
November/ <i>November</i>	22.630	98.718	11.459	9.355	110.099
Desember/ <i>December</i>	22.630	98.718	11.459	9.355	110.099
Rata-Rata/ <i>Average</i>	22.261	97.755	11.225	9.224	108.923

Lampiran 2.5

Harga Konsumen Perdesaan Subkelas Pakaian Wanita dan Anak Perempuan, Kelas Pakaian Jadi, 2022

Appendix

Rural Consumer Prices Subclass of Women's and Girls' Clothing, Class of Clothing, 2022

Bulan Month	BH Katun	Celana Dalam Wanita	Pembalut Wanita
	<i>Cotton Bra</i>	<i>Panties</i>	<i>Sanitary Napkins</i>
	Rp/Helai <i>Rp/Piece</i>	Rp/Helai <i>Rp/Piece</i>	Rp/Pack <i>Rp/Pack</i>
(1)	(2)	(3)	(4)
Januari/ <i>January</i>	26.328	10.303	5.700
Februari/ <i>February</i>	26.328	10.406	5.700
Maret/ <i>March</i>	26.591	10.406	5.700
April/ <i>April</i>	26.857	10.614	5.700
Mei/ <i>May</i>	26.857	10.720	5.700
Juni/ <i>June</i>	26.857	10.720	5.700
Juli/ <i>July</i>	26.857	10.720	5.700
Agustus/ <i>August</i>	26.857	10.828	5.757
September/ <i>September</i>	27.125	10.828	5.757
Oktober/ <i>October</i>	27.125	10.828	5.757
November/ <i>November</i>	27.125	10.828	5.757
Desember/ <i>December</i>	27.397	10.828	5.815
Rata-Rata/ <i>Average</i>	26.859	10.669	5.729

Lampiran 2.6

Harga Konsumen Perdesaan Subkelas Alas Kaki untuk Bayi dan Anak-anak, Kelas Sepatu dan Alas Kaki Lainnya, 2022

Appendix

Rural Consumer Prices Subclass of Babies and Children Footwear, Class of Shoes and Other Footwear, 2022

Bulan <i>Month</i>	Sepatu Kulit Sintetis Anak-anak <i>Children's Syntetic Leather Shoes</i>	Sandal Plastik Anak- anak <i>Children's Plastic Sandals</i>
	Rp/Pasang <i>Rp/Pair</i>	Rp/Pasang <i>Rp/Pair</i>
(1)	(2)	(3)
Januari/ <i>January</i>	82.086	18.628
Februari/ <i>February</i>	79.686	18.716
Maret/ <i>March</i>	79.686	18.716
April/ <i>April</i>	82.077	19.577
Mei/ <i>May</i>	82.077	19.873
Juni/ <i>June</i>	82.077	19.873
Juli/ <i>July</i>	82.077	19.873
Agustus/ <i>August</i>	82.077	19.873
September/ <i>September</i>	82.077	20.172
Oktober/ <i>October</i>	82.897	20.473
November/ <i>November</i>	82.897	20.778
Desember/ <i>December</i>	82.897	21.086
Rata-Rata/ <i>Average</i>	81.884	19.803

Lampiran 2.7

Harga Konsumen Perdesaan Subkelas Alas Kaki untuk Laki-laki, Kelas Sepatu dan Alas Kaki Lainnya, 2022
Rural Consumer Prices Subclass of Men Footwear, Class of Shoes and Other Footwear, 2022

Appendix

Bulan <i>Month</i>	Sandal Kulit Laki-laki <i>Leather Sandals</i>
	Rp/Pasang <i>Rp/Pair</i>
(1)	(2)
Januari/ <i>January</i>	39.367
Februari/ <i>February</i>	39.367
Maret/ <i>March</i>	39.367
April/ <i>April</i>	39.761
Mei/ <i>May</i>	40.158
Juni/ <i>June</i>	40.158
Juli/ <i>July</i>	40.158
Agustus/ <i>August</i>	40.158
September/ <i>September</i>	40.158
Oktober/ <i>October</i>	40.158
November/ <i>November</i>	40.158
Desember/ <i>December</i>	40.158
Rata-Rata/ <i>Average</i>	39.927

Lampiran 2.8

Harga Konsumen Perdesaan Subkelas Alas Kaki untuk Wanita, Kelas Sepatu dan Alas Kaki Lainnya, 2022
Rural Consumer Prices Subclass of Women Footwear, Class of Shoes and Other Footwear, 2022

Appendix

Bulan <i>Month</i>	Sandal Plastik Wanita <i>Woman's Plastic Sandals</i>	Sepatu Wanita <i>Woman's Shoes</i>
	Rp/Pasang <i>Rp/Pair</i>	Rp/Pasang <i>Rp/Pair</i>
(1)	(2)	(3)
Januari/ <i>January</i>	38.055	102.063
Februari/ <i>February</i>	37.908	102.063
Maret/ <i>March</i>	38.287	102.063
April/ <i>April</i>	39.052	102.063
Mei/ <i>May</i>	39.052	102.063
Juni/ <i>June</i>	39.052	103.084
Juli/ <i>July</i>	39.052	104.115
Agustus/ <i>August</i>	39.052	104.115
September/ <i>September</i>	39.443	104.115
Oktober/ <i>October</i>	39.443	104.115
November/ <i>November</i>	39.443	104.115
Desember/ <i>December</i>	39.443	104.115
Rata-Rata/ <i>Average</i>	38.940	103.174

Lampiran/ *Appendix 3*
Kelompok Perumahan, Air, Listrik, dan
Bahan Bakar Rumah Tangga
Housing, Water, Electricity and
Household Fuel Division

Lampiran 3.1

Harga Konsumen Perdesaan Subdivisi Listrik dan Bahan Bakar Rumah Tangga, 2022

Appendix

Rural Consumer Prices Subdivision of Electricity and Household Fuel, 2022

Bulan Month	Minyak Tanah	Arang	Kayu Bakar	Liquified Petroleum Gas (LPG)/
	<i>Kerosene</i>	<i>Charcoal</i>	<i>Firewood</i>	<i>Liquified Petroleum Gas (LPG)</i>
	Rp/Liter	Rp/Kg	Rp/Pikul= 40 kg	Rp/12 Kg
	<i>Rp/Liter</i>	<i>Rp/Kg</i>	<i>Rp/Pole= 40 kg</i>	<i>Rp/12 Kg</i>
(1)	(2)	(3)	(4)	(5)
Januari/ <i>January</i>	14.062	5.173	27.450	175.553
Februari/ <i>February</i>	14.062	5.058	26.605	174.418
Maret/ <i>March</i>	14.062	5.058	26.605	175.608
April/ <i>April</i>	14.062	5.108	26.605	177.423
Mei/ <i>May</i>	14.062	5.159	26.605	175.985
Juni/ <i>June</i>	14.062	5.159	26.605	177.033
Juli/ <i>July</i>	14.062	5.159	26.871	194.149
Agustus/ <i>August</i>	13.921	5.159	26.871	197.935
September/ <i>September</i>	14.061	5.159	27.677	199.527
Oktober/ <i>October</i>	14.061	5.159	27.677	203.269
November/ <i>November</i>	14.061	5.159	27.677	203.164
Desember/ <i>December</i>	14.061	5.159	27.954	201.401
Rata-Rata/ <i>Average</i>	14.050	5.139	27.100	187.955

Lampiran 3.2

Harga Konsumen Perdesaan Subdivisi Pemeliharaan, Perbaikan, dan Keamanan Tempat Tinggal/Perumahan, 2022

Appendix

Rural Consumer Prices Subdivision of Residential/Housing Maintenance, Repair and Security, 2022

Bulan Month	Bambu Tua <i>Old Bamboo</i>	Kayu Balok <i>Wooden Beams</i>	Seng Plat <i>Zinc Plate</i>	Seng Gelombang <i>Zinc Wave</i>
	Rp/Batang <i>Rp/Bar</i>	Rp/Batang <i>Rp/Bar</i>	Rp/Meter <i>Rp/Meter</i>	Rp/Lembar=1,5 m <i>Rp/Sheet= 1,5 m</i>
(1)	(2)	(3)	(4)	(5)
Januari/ <i>January</i>	18.637	119.355	37.937	86.580
Februari/ <i>February</i>	18.637	119.355	36.983	89.627
Maret/ <i>March</i>	18.637	120.548	37.353	90.523
April/ <i>April</i>	18.637	120.548	37.726	91.428
Mei/ <i>May</i>	18.637	120.548	37.726	91.428
Juni/ <i>June</i>	18.824	121.754	37.726	91.428
Juli/ <i>July</i>	18.824	121.754	38.104	91.428
Agustus/ <i>August</i>	18.824	121.754	38.104	91.428
September/ <i>September</i>	18.824	121.754	38.104	91.428
Oktober/ <i>October</i>	19.012	122.971	38.104	91.428
November/ <i>November</i>	19.202	122.971	38.104	91.428
Desember/ <i>December</i>	19.202	122.971	38.104	91.428
Rata-Rata/ <i>Average</i>	18.825	121.357	37.839	90.799

Lanjutan lampiran 3.2

Continued Appendix

Bulan <i>Month</i>	Genteng Biasa	Asbes	Batu Bata	Kaca Polos
	<i>Roof Tile</i>	<i>Asbestos</i>	<i>Brick</i>	<i>Plain Glass</i>
	Rp/10 Buah	Rp/Lembar = 1,5 m	Rp/Buah	Rp/M2
	<i>Rp/10 Pieces</i>	<i>Rp/Sheet = 1,5 m</i>	<i>Rp/Piece</i>	<i>Rp/M2</i>
(1)	(6)	(7)	(8)	(9)
Januari/ <i>January</i>	18.973	47.800	1.171	99.656
Februari/ <i>February</i>	18.973	48.278	1.200	105.311
Maret/ <i>March</i>	18.973	48.278	1.212	106.364
April/ <i>April</i>	18.973	48.761	1.224	107.428
Mei/ <i>May</i>	18.973	48.761	1.237	107.428
Juni/ <i>June</i>	18.973	49.249	1.249	107.428
Juli/ <i>July</i>	18.973	49.249	1.262	107.428
Agustus/ <i>August</i>	18.973	49.249	1.274	107.428
September/ <i>September</i>	18.973	49.249	1.274	107.428
Oktober/ <i>October</i>	18.776	49.249	1.287	108.502
November/ <i>November</i>	18.776	48.756	1.287	108.502
Desember/ <i>December</i>	18.776	48.756	1.287	108.502
Rata-Rata/ <i>Average</i>	18.924	48.803	1.247	106.784

Lanjutan lampiran 3.2

Continued Appendix

Bulan <i>Month</i>	Papan <i>Wooden Board</i>	Pasir/ <i>Sand</i>	Semen <i>Cement</i>	Batako <i>Batako</i>
	Rp/Lembar	Rp/M3	Rp/Zak = 50 Kg	Rp/Buah
	<i>Rp/Sheet</i>	<i>Rp/M3</i>	<i>Rp/Zak = 50 Kg</i>	<i>Rp/Piece</i>
(1)	(10)	(11)	(12)	(13)
Januari/ <i>January</i>	67.962	243.446	54.668	3.052
Februari/ <i>February</i>	69.999	245.880	54.668	3.004
Maret/ <i>March</i>	70.699	245.880	54.668	3.004
April/ <i>April</i>	71.406	250.798	56.308	3.034
Mei/ <i>May</i>	71.406	250.798	56.871	3.034
Juni/ <i>June</i>	71.406	250.798	58.009	3.034
Juli/ <i>July</i>	71.406	250.798	58.589	3.034
Agustus/ <i>August</i>	72.120	250.798	59.175	3.034
September/ <i>September</i>	72.120	253.306	59.767	3.095
Oktober/ <i>October</i>	72.120	253.306	59.767	3.095
November/ <i>November</i>	72.120	253.306	59.767	3.095
Desember/ <i>December</i>	72.120	255.839	59.767	3.095
Rata-Rata/ <i>Average</i>	71.240	250.413	57.669	3.051

Lanjutan lampiran 3.2

Continued Appendix

Bulan <i>Month</i>	Cat Kayu	Cat Tembok	Triplek
	<i>Wood Paint</i>	<i>Wall Paint</i>	<i>Plywood</i>
	Rp/Kg	Rp/5 Kg	Rp/Lembar
(1)	<i>Rp/Kg</i>	<i>Rp/5 Kg</i>	<i>Rp/Sheet</i>
(1)	(14)	(15)	(16)
Januari/ <i>January</i>	63.034	115.539	60.427
Februari/ <i>February</i>	66.309	115.539	60.427
Maret/ <i>March</i>	66.972	115.539	60.427
April/ <i>April</i>	68.312	116.694	60.427
Mei/ <i>May</i>	68.312	116.694	60.427
Juni/ <i>June</i>	68.312	116.694	60.427
Juli/ <i>July</i>	68.312	117.861	60.427
Agustus/ <i>August</i>	68.312	119.040	60.427
September/ <i>September</i>	68.312	119.040	60.427
Oktober/ <i>October</i>	68.995	120.230	60.427
November/ <i>November</i>	68.995	120.230	60.427
Desember/ <i>December</i>	68.995	120.230	60.427
Rata-Rata/ <i>Average</i>	67.764	117.778	60.427

Continued Appendix

Bulan <i>Month</i>	Paku	Keramik	Upah Tukang Bukan Mandor
	<i>Nail</i>	<i>Ceramics</i>	<i>Non Foreman Wages</i>
	Rp/Kg	Rp/M2	Rp/Org/Hari
	<i>Rp/Kg</i>	<i>Rp/M2</i>	<i>Rp/Person/Day</i>
(1)	(17)	(18)	(19)
Januari/ <i>January</i>	19.291	47.676	86.739
Februari/ <i>February</i>	19.298	47.676	87.606
Maret/ <i>March</i>	19.491	47.676	87.606
April/ <i>April</i>	19.686	48.153	87.606
Mei/ <i>May</i>	19.883	48.153	87.606
Juni/ <i>June</i>	19.883	48.153	87.606
Juli/ <i>July</i>	19.883	48.153	87.606
Agustus/ <i>August</i>	19.883	48.153	87.606
September/ <i>September</i>	19.883	48.153	87.606
Oktober/ <i>October</i>	19.883	48.153	87.606
November/ <i>November</i>	19.883	48.153	87.606
Desember/ <i>December</i>	19.883	48.153	87.606
Rata-Rata/ <i>Average</i>	19.736	48.034	87.534

Lampiran 3.3 Harga Konsumen Perdesaan Subdivisi Sewa dan
Appendix Kontrak Rumah, 2022
*Rural Consumer Prices Subdivision of Rent and House
Contract, 2022*

Bulan <i>Month</i>	Kontrak Rumah
	<i>Home Contract</i>
	Rp/Tahun <i>Rp/Year</i>
(1)	(2)
Januari/ <i>January</i>	2.634.873
Februari/ <i>February</i>	2.634.873
Maret/ <i>March</i>	2.634.873
April/ <i>April</i>	2.634.873
Mei/ <i>May</i>	2.634.873
Juni/ <i>June</i>	2.634.873
Juli/ <i>July</i>	2.634.873
Agustus/ <i>August</i>	2.661.222
September/ <i>September</i>	2.661.222
Oktober/ <i>October</i>	2.661.222
November/ <i>November</i>	2.661.222
Desember/ <i>December</i>	2.661.222
Rata-Rata/ <i>Average</i>	2.645.852

Lampiran/ *Appendix 4*
Kelompok Perlengkapan, Peralatan Dan
Pemeliharaan Rutin Rumah Tangga
Furnishings, Household Equipment, and Routine
Household Maintenance Division

Lampiran 4.1 Harga Konsumen Perdesaan Kelas Furnitur,
Appendix Perlengkapan, dan Karpet, 2022
*Rural Consumer Prices Class of Furniture, Equipment,
and Carpets, 2022*

Bulan <i>Month</i>	Tikar Plastik <i>Plastic Mat</i>
	Rp/Helai <i>Rp/Sheet</i>
(1)	(2)
Januari/ <i>January</i>	84.155
Februari/ <i>February</i>	84.155
Maret/ <i>March</i>	84.155
April/ <i>April</i>	84.996
Mei/ <i>May</i>	84.996
Juni/ <i>June</i>	84.996
Juli/ <i>July</i>	84.996
Agustus/ <i>August</i>	84.996
September/ <i>September</i>	84.996
Oktober/ <i>October</i>	84.996
November/ <i>November</i>	84.996
Desember/ <i>December</i>	84.996
Rata-Rata/ <i>Average</i>	84.786

Lampiran 4.2

Harga Konsumen Perdesaan Kelas Peralatan Kecil
Rumah Tangga, 2022

Appendix

*Rural Consumer Prices Class of Small Household
Appliances, 2022*

Bulan <i>Month</i>	Setrika Listrik <i>Electric Iron</i>
	Rp/Buah <i>Rp/Piece</i>
(1)	(2)
Januari/ <i>January</i>	187.893
Februari/ <i>February</i>	189.771
Maret/ <i>March</i>	189.771
April/ <i>April</i>	189.771
Mei/ <i>May</i>	189.771
Juni/ <i>June</i>	189.771
Juli/ <i>July</i>	189.771
Agustus/ <i>August</i>	189.771
September/ <i>September</i>	189.771
Oktober/ <i>October</i>	189.771
November/ <i>November</i>	189.771
Desember/ <i>December</i>	189.771
Rata-Rata/ <i>Average</i>	189.615

Lampiran 4.3

Harga Konsumen Perdesaan Kelas Barang Pecah Belah, Peralatan Makan Minum, dan Perlengkapan Rumah Tangga, 2022

Appendix

Rural Consumer Prices Class of Glassware, Drinkware, and Household Appliances, 2022

Bulan <i>Month</i>	Pisau	Sendok	Gelas Minum
	<i>Knife</i>	<i>Spoon</i>	<i>Glass</i>
	Rp/Buah <i>Rp/Piece</i>	Rp/Lusin <i>Rp/Dozen</i>	Rp/Buah <i>Rp/Piece</i>
(1)	(2)	(3)	(4)
Januari/ <i>January</i>	7.942	22.618	2.862
Februari/ <i>February</i>	7.942	22.618	2.862
Maret/ <i>March</i>	7.942	22.618	2.862
April/ <i>April</i>	7.942	22.844	2.891
Mei/ <i>May</i>	7.942	22.844	2.919
Juni/ <i>June</i>	7.942	22.844	2.949
Juli/ <i>July</i>	7.942	22.844	2.949
Agustus/ <i>August</i>	8.022	22.844	2.978
September/ <i>September</i>	8.022	22.844	3.008
Oktober/ <i>October</i>	8.022	22.844	3.038
November/ <i>November</i>	8.022	22.844	3.038
Desember/ <i>December</i>	8.102	22.844	3.068
Rata-Rata/ <i>Average</i>	7.982	22.787	2.952

Lanjutan Lampiran 4.3

Continued Appendix

Bulan <i>Month</i>	Piring	Panci Aluminium	Penggorengan Aluminium
	<i>Plate</i>	<i>Aluminium Pot</i>	<i>Aluminium Frying Pan</i>
	Rp/Buah <i>Rp/Piece</i>	Rp/Buah <i>Rp/Piece</i>	Rp/Buah <i>Rp/Piece</i>
(1)	(5)	(6)	(7)
Januari/ <i>January</i>	6.408	46.786	47.938
Februari/ <i>February</i>	6.473	46.786	47.938
Maret/ <i>March</i>	6.473	47.254	47.938
April/ <i>April</i>	6.537	47.727	48.418
Mei/ <i>May</i>	6.537	47.727	48.418
Juni/ <i>June</i>	6.537	48.204	48.418
Juli/ <i>July</i>	6.537	48.204	48.418
Agustus/ <i>August</i>	6.537	48.204	48.902
September/ <i>September</i>	6.537	48.686	48.902
Oktober/ <i>October</i>	6.537	49.173	48.902
November/ <i>November</i>	6.537	49.173	48.902
Desember/ <i>December</i>	6.603	49.173	48.902
Rata-Rata/ <i>Average</i>	6.521	48.091	48.499

Lampiran 4.4

Harga Konsumen Perdesaan Kelas Barang-barang Rumah Tangga yang Tidak Tahan Lama, 2022

Appendix

Rural Consumer Prices Class of Non-durable Household Goods, 2022

Bulan Month	Sabun Cream/Colek	Deterjen Bubuk/	Obat Nyamuk Bakar
	<i>Cream Soap</i>	<i>Detergent</i>	<i>Mosquito Coils</i>
	Rp/Sachet <i>Rp/Sachet</i>	Rp/Kg <i>Rp/Kg</i>	Rp/Dos <i>Rp/Box</i>
(1)	(2)	(3)	(4)
Januari/ <i>January</i>	3.381	17.505	4.047
Februari/ <i>February</i>	3.381	17.680	4.047
Maret/ <i>March</i>	3.415	17.857	4.047
April/ <i>April</i>	3.449	18.214	4.087
Mei/ <i>May</i>	3.449	18.214	4.087
Juni/ <i>June</i>	3.449	18.396	4.087
Juli/ <i>July</i>	3.484	18.396	4.087
Agustus/ <i>August</i>	3.484	18.396	4.087
September/ <i>September</i>	3.484	18.580	4.128
Oktober/ <i>October</i>	3.519	18.580	4.128
November/ <i>November</i>	3.554	18.580	4.128
Desember/ <i>December</i>	3.589	18.580	4.128
Rata-Rata/ <i>Average</i>	3.470	18.248	4.091

Lanjutan Lampiran 4.4

Continued Appendix

Bulan <i>Month</i>	Obat Nyamuk Cream	Pemutih	Sapu Ijuk
	<i>Mosquito Repellent Cream</i>	<i>Whitener</i>	<i>Fiber Broom</i>
	Rp/Sachet <i>Rp/Sachet</i>	Rp/Botol <i>Rp/Bottle</i>	Rp/Buah <i>Rp/Piece</i>
(1)	(5)	(6)	(7)
Januari/ <i>January</i>	731	3.151	15.021
Februari/ <i>February</i>	731	3.151	15.513
Maret/ <i>March</i>	731	3.151	15.513
April/ <i>April</i>	731	3.183	15.668
Mei/ <i>May</i>	731	3.183	15.668
Juni/ <i>June</i>	731	3.215	15.668
Juli/ <i>July</i>	731	3.215	15.668
Agustus/ <i>August</i>	731	3.247	15.668
September/ <i>September</i>	731	3.279	15.668
Oktober/ <i>October</i>	731	3.279	15.668
November/ <i>November</i>	731	3.279	15.668
Desember/ <i>December</i>	731	3.279	15.668
Rata-Rata/ <i>Average</i>	731	3.218	15.588

Lampiran 4.5

Harga Konsumen Perdesaan Subkelas Linen Meja dan Linen Kamar Mandi, Kelas Tekstil Rumah Tangga, 2022

Appendix

Rural Consumer Prices Subclass of Table Linen and Bathroom Linen, Class of Household Textile, 2022

Bulan <i>Month</i>	Handuk Besar <i>Large Towel</i> Rp/Helai <i>Rp/Piece</i>
(1)	(2)
Januari/ <i>January</i>	84.155
Februari/ <i>February</i>	84.049
Maret/ <i>March</i>	84.213
April/ <i>April</i>	84.512
Mei/ <i>May</i>	84.843
Juni/ <i>June</i>	84.843
Juli/ <i>July</i>	84.843
Agustus/ <i>August</i>	84.940
September/ <i>September</i>	84.940
Oktober/ <i>October</i>	84.940
November/ <i>November</i>	84.995
Desember/ <i>December</i>	85.227
Rata-Rata/ <i>Average</i>	84.708

Lampiran 4.6

Harga Konsumen Perdesaan Kelas Jasa Tenaga Kerja yang Melayani Rumah Tangga, 2022

Appendix

Rural Consumer Prices Class of Service Labor Serving Households, 2022

Bulan <i>Month</i>	Upah Asisten Rumah Tangga <i>Price of Wages of Housemaid</i>
	Rp/Orang/Bulan <i>Rp/Person/Month</i>
(1)	(2)
Januari/ <i>January</i>	839.075
Februari/ <i>February</i>	839.075
Maret/ <i>March</i>	839.075
April/ <i>April</i>	839.075
Mei/ <i>May</i>	839.075
Juni/ <i>June</i>	839.075
Juli/ <i>July</i>	839.075
Agustus/ <i>August</i>	847.466
September/ <i>September</i>	847.466
Oktober/ <i>October</i>	847.466
November/ <i>November</i>	847.466
Desember/ <i>December</i>	847.466
Rata-Rata/ <i>Average</i>	842.571

Lampiran 4.7

Harga Konsumen Perdesaan Kelas Jasa Tenaga Kerja yang Melayani Rumah Tangga, 2022

Appendix

Rural Consumer Prices Class of Service Labor Serving Households, 2022

Bulan <i>Month</i>	Lilin	Senter	Baterai Besar
	<i>Candle</i>	<i>Flashlight</i>	<i>Big Battery</i>
	Rp/Pak	Rp/Buah	Rp/Buah
	<i>Rp/Pack</i>	<i>Rp/Piece</i>	<i>Rp/Piece</i>
(1)	(2)	(3)	(4)
Januari/ <i>January</i>	6.600	23.791	5.683
Februari/ <i>February</i>	6.600	23.791	5.683
Maret/ <i>March</i>	6.600	23.791	5.683
April/ <i>April</i>	6.600	23.791	5.683
Mei/ <i>May</i>	6.600	23.791	5.683
Juni/ <i>June</i>	6.666	23.791	5.683
Juli/ <i>July</i>	6.666	23.791	5.683
Agustus/ <i>August</i>	6.666	23.791	5.683
September/ <i>September</i>	6.732	23.791	5.683
Oktober/ <i>October</i>	6.732	23.791	5.683
November/ <i>November</i>	6.732	23.791	5.683
Desember/ <i>December</i>	6.800	23.791	5.683
Rata-Rata/ <i>Average</i>	6.666	23.791	5.683

Lampiran/ *Appendix 5*
Kelompok Kesehatan
Health Division

<https://jatecepa.go.id>

Lampiran 5.1

Harga Konsumen Perdesaan Kelas Layanan Rawat Jalan Lainnya (Tidak Termasuk Upaya Pencegahan dan Rawat Gigi), 2022

Appendix

Rural Consumer Prices Class of Other Outpatient Service (Excluding Prevention and Dental Care), 2022

Bulan Month	Tarif Dokter Umum Tanpa Obat/ <i>Price of General Practitioners Without Medicine</i>	Tarif Puskesmas <i>Price of Health Care Center</i>	Tarif Mantri Kesehatan Tanpa Obat <i>Price of Registered Nurse Without Medicine</i>
	Rp/ Pasien <i>Rp/Patient</i>	Rp/ Pasien <i>Rp/Patient</i>	Rp/ Pasien <i>Rp/Patient</i>
(1)	(2)	(3)	(4)
Januari/ <i>January</i>	53.548	7.215	35.770
Februari/ <i>February</i>	54.083	7.359	35.770
Maret/ <i>March</i>	54.624	7.359	36.128
April/ <i>April</i>	55.170	7.359	36.128
Mei/ <i>May</i>	55.170	7.359	36.128
Juni/ <i>June</i>	55.170	7.359	36.128
Juli/ <i>July</i>	55.722	7.359	36.128
Agustus/ <i>August</i>	55.722	7.359	36.128
September/ <i>September</i>	56.279	7.359	36.128
Oktober/ <i>October</i>	56.279	7.359	36.128
November/ <i>November</i>	56.279	7.359	36.128
Desember/ <i>December</i>	56.279	7.359	36.128
Rata-Rata/ <i>Average</i>	55.361	7.347	36.068

Lampiran 5.2
Appendix

Harga Konsumen Perdesaan Kelas Obat-obatan, 2022
Rural Consumer Prices Class of Medicine, 2022

Bulan Month	Obat Sakit Kepala	Obat Sakit Perut	Obat Batuk	Obat Flu	Obat Sakit Maag
	<i>Headache Medicine</i>	<i>Stomach Pain Medicine</i>	<i>Cough Medicine</i>	<i>Flu Medicine</i>	<i>Ulcer Pain Medicine</i>
	Rp/Strip = 4 tablet	Rp/Strip = 4 tablet	Rp/Strip = 4 tablet	Rp/Strip = 4 tablet	Rp/Strip= 10 tablet
	<i>Rp/Strip = 4 tablets</i>	<i>Rp/Strip = 4 tablets</i>	<i>Rp/Strip = 4 tablets</i>	<i>Rp/Strip = 4 tablets</i>	<i>Rp/Strip= 10 tablets</i>
(1)	(2)	(3)	(4)	(5)	(6)
Januari/January	3.014	3.215	2.956	2.884	8.564
Februari/February	3.045	3.215	2.986	2.884	8.564
Maret/March	3.075	3.215	3.016	2.913	8.564
April/April	3.075	3.215	3.046	2.913	8.564
Mei/May	3.075	3.215	3.046	2.913	8.564
Juni/June	3.106	3.215	3.076	2.942	8.650
Juli/July	3.106	3.215	3.076	2.942	8.650
Agustus/August	3.106	3.247	3.107	2.942	8.650
September/September	3.137	3.280	3.138	2.971	8.737
Oktober/October	3.137	3.280	3.138	2.971	8.737
November/November	3.137	3.280	3.138	2.971	8.737
Desember/December	3.168	3.312	3.138	3.001	8.737
Rata-Rata/Average	3.098	3.242	3.072	2.937	8.643

Lampiran/Appendix 6
Transportasi
Transportation

<https://jateng.go.id>

Lampiran 6.1

Harga Konsumen Perdesaan Kelas Angkutan Darat,
Subdivisi Jasa Angkutan Penumpang, 2022*Appendix**Rural Consumer Prices Class of Land Transportation,
Subdivision of Passenger Transportation Services,
2022*

Bulan <i>Month</i>	Tarif Angkutan Mini Bus <i>Mini Bus Transportation Fare</i>
	Rp/Kali/Orang <i>Rp/Times/Person</i>
(1)	(2)
Januari/ <i>January</i>	5.460
Februari/ <i>February</i>	5.460
Maret/ <i>March</i>	5.460
April/ <i>April</i>	5.514
Mei/ <i>May</i>	5.570
Juni/ <i>June</i>	5.570
Juli/ <i>July</i>	5.570
Agustus/ <i>August</i>	5.570
September/ <i>September</i>	5.792
Oktober/ <i>October</i>	5.850
November/ <i>November</i>	5.850
Desember/ <i>December</i>	5.850
Rata-Rata/ <i>Average</i>	5.626

Lampiran 6.2 Harga Konsumen Perdesaan Subdivisi Pembelian
 Kendaraan, 2022
*Appendix Rural Consumer Prices Subdivision of Vehicle
 Purchasing, 2022*

Bulan <i>Month</i>	Sepeda <i>Bicycle</i>
	Rp/Buah <i>Rp/Piece</i>
(1)	(2)
Januari/ <i>January</i>	1.315.186
Februari/ <i>February</i>	1.315.186
Maret/ <i>March</i>	1.315.186
April/ <i>April</i>	1.328.338
Mei/ <i>May</i>	1.328.338
Juni/ <i>June</i>	1.328.338
Juli/ <i>July</i>	1.328.338
Agustus/ <i>August</i>	1.328.338
September/ <i>September</i>	1.328.338
Oktober/ <i>October</i>	1.328.338
November/ <i>November</i>	1.328.338
Desember/ <i>December</i>	1.328.338
Rata-Rata/ <i>Average</i>	1.325.050

Lampiran 6.3

Harga Konsumen Perdesaan Kelas Suku Cadang dan Aksesoris Kendaraan Pribadi, Subdivisi Pengoperasian Peralatan Transportasi Pribadi, 2022

Appendix

Rural Consumer Prices Class of Parts and Accessories of Private Vehicles, Subdivision of Operation of Personal Transport Equipment, 2022

Bulan <i>Month</i>	Ban Dalam Sepeda	Ban Luar Sepeda	Ban Dalam Motor	Ban Luar Motor
	<i>Bicycle Inner Tube</i>	<i>Bicycle Tire</i>	<i>Motorcycle Inner Tube</i>	<i>Motorcycle Tire</i>
	Rp/Buah <i>Rp/Piece</i>	Rp/Buah <i>Rp/Piece</i>	Rp/Buah <i>Rp/Piece</i>	Rp/Buah <i>Rp/Piece</i>
(1)	(2)	(3)	(4)	(5)
Januari/ <i>January</i>	12.695	47.254	36.298	165.206
Februari/ <i>February</i>	12.695	47.254	36.298	166.858
Maret/ <i>March</i>	12.695	47.254	36.661	168.527
April/ <i>April</i>	12.695	47.727	37.028	170.212
Mei/ <i>May</i>	12.695	47.727	37.028	170.212
Juni/ <i>June</i>	12.695	48.204	37.028	170.212
Juli/ <i>July</i>	12.695	48.204	37.028	170.212
Agustus/ <i>August</i>	12.695	48.204	37.028	171.914
September/ <i>September</i>	12.695	48.204	37.398	171.914
Oktober/ <i>October</i>	12.695	48.204	37.772	173.633
November/ <i>November</i>	12.695	48.204	37.772	175.370
Desember/ <i>December</i>	12.695	48.686	37.772	175.370
Rata-Rata/ <i>Average</i>	12.695	47.927	37.093	170.803

Lampiran 6.4

Harga Konsumen Perdesaan Kelas Bahan Bakar dan Pelumas Kendaraan Pribadi, Subdivisi Pengoperasian Peralatan Transportasi Pribadi, 2022

Appendix

Rural Consumer Prices Private Class of Vehicle Fuel and Lubricant Operation of Personal Transportation, Subdivision of Operation of Personal Transportation Equipment, 2022

Bulan <i>Month</i>	Bensin Eceran/ <i>Retail Fuel</i>	Oli/Pelumas <i>Lubricating Oil</i>
	Rp/Liter <i>Rp/Liter</i>	Rp/Botol= 1 Liter <i>Rp/Bottle= 1 Liter</i>
(1)	(2)	(3)
Januari/ <i>January</i>	9.467	39.119
Februari/ <i>February</i>	9.467	39.119
Maret/ <i>March</i>	9.467	39.511
April/ <i>April</i>	10.130	39.906
Mei/ <i>May</i>	10.130	39.906
Juni/ <i>June</i>	10.130	39.906
Juli/ <i>July</i>	10.130	39.906
Agustus/ <i>August</i>	10.130	40.305
September/ <i>September</i>	10.839	40.708
Oktober/ <i>October</i>	10.839	41.115
November/ <i>November</i>	10.839	41.115
Desember/ <i>December</i>	10.839	41.115
Rata-Rata/ <i>Average</i>	10.200	40.144

Lampiran 6.5

Harga Konsumen Perdesaan Subdivisi Jasa Pengiriman
Barang, 2022

Appendix

Rural Consumer Prices Subdivision of Freight
Forwarding Service, 2022

Bulan <i>Month</i>	Tarif Pengiriman
	<i>Shipping Fare</i>
	Rp/Bungkus
	<i>Rp/Wrap</i>
(1)	(2)
Januari/ <i>January</i>	12.695
Februari/ <i>February</i>	12.695
Maret/ <i>March</i>	12.695
April/ <i>April</i>	12.695
Mei/ <i>May</i>	12.695
Juni/ <i>June</i>	12.695
Juli/ <i>July</i>	12.695
Agustus/ <i>August</i>	12.695
September/ <i>September</i>	12.695
Oktober/ <i>October</i>	12.695
November/ <i>November</i>	12.695
Desember/ <i>December</i>	12.695
Rata-Rata/ <i>Average</i>	12.695

Lampiran/ Appendix 7
Kelompok Informasi, Komunikasi,
dan Jasa Keuangan
Information, Communication,
and Financial Services Division

Lampiran 7.1 Harga Konsumen Perdesaan Divisi Informasi,
 Appendix Komunikasi, dan Jasa Keuangan, 2022
*Rural Consumer Prices Division of Information,
 Communication, and Financial Services, 2022*

Bulan <i>Month</i>	Televisi <i>Television</i> Rp/Buah <i>Rp/Piece</i>
(1)	(2)
Januari/ <i>January</i>	1.453.057
Februari/ <i>February</i>	1.453.057
Maret/ <i>March</i>	1.453.057
April/ <i>April</i>	1.453.057
Mei/ <i>May</i>	1.467.588
Juni/ <i>June</i>	1.467.588
Juli/ <i>July</i>	1.467.588
Agustus/ <i>August</i>	1.467.588
September/ <i>September</i>	1.467.588
Oktober/ <i>October</i>	1.467.588
November/ <i>November</i>	1.551.767
Desember/ <i>December</i>	1.651.767
Rata-Rata/ <i>Average</i>	1.485.108

Lampiran/ *Appendix 8*
Kelompok Rekreasi, Olahraga, dan Budaya
Recreation, Sport, and Culture Division

<https://jatsos.go.id>

Lampiran 8.1

Harga Konsumen Perdesaan Subdivisi Koran, Buku,
dan Perlengkapan Sekolah, 2022*Appendix**Rural Consumer Prices Subdivision of Newspapers,
Books, and School Supplies, 2022*

Bulan <i>Month</i>	Surat Kabar/ <i>Newspaper</i>	Buku Bacaan SD/ <i>Elementary School Textbook</i>	Buku Tulis Bergaris/ <i>Lined Notebook</i>	Penggaris Plastik/ <i>Plastic Ruler</i>
	Rp/Buah <i>Rp/Piece</i>	Rp/Buah <i>Rp/Piece</i>	Rp/Buah <i>Rp/Piece</i>	Rp/Buah <i>Rp/Piece</i>
(1)	(2)	(3)	(4)	(5)
Januari/ <i>January</i>	4.155	38.446	3.998	2.122
Februari/ <i>February</i>	4.155	39.168	4.038	2.143
Maret/ <i>March</i>	4.155	39.168	4.078	2.164
April/ <i>April</i>	4.155	39.168	4.078	2.164
Mei/ <i>May</i>	4.155	39.168	4.078	2.164
Juni/ <i>June</i>	4.155	40.707	4.119	2.186
Juli/ <i>July</i>	4.155	40.707	4.160	2.208
Agustus/ <i>August</i>	4.155	40.707	4.160	2.208
September/ <i>September</i>	4.155	41.253	4.202	2.230
Oktober/ <i>October</i>	4.155	41.253	4.202	2.230
November/ <i>November</i>	4.255	41.253	4.202	2.230
Desember/ <i>December</i>	4.255	41.253	4.202	2.230
Rata-Rata/ <i>Average</i>	4.172	40.187	4.127	2.190

Lanjutan Lampiran 8.1

Continued Appendix

Bulan <i>Month</i>	Pensil	Pulpen	Penghapus Pensil
	<i>Pencil</i>	<i>Pen</i>	<i>Eraser</i>
	Rp/Buah	Rp/Buah	Rp/Buah
	<i>Rp/Piece</i>	<i>Rp/Piece</i>	<i>Rp/Piece</i>
(1)	(6)	(7)	(8)
Januari/ <i>January</i>	3.006	2.436	2.002
Februari/ <i>February</i>	3.006	2.436	2.002
Maret/ <i>March</i>	3.006	2.436	2.002
April/ <i>April</i>	3.006	2.460	2.022
Mei/ <i>May</i>	3.006	2.460	2.022
Juni/ <i>June</i>	3.006	2.485	2.042
Juli/ <i>July</i>	3.006	2.485	2.042
Agustus/ <i>August</i>	2.976	2.485	2.042
September/ <i>September</i>	2.976	2.485	2.042
Oktober/ <i>October</i>	2.976	2.485	2.062
November/ <i>November</i>	2.976	2.485	2.062
Desember/ <i>December</i>	3.005	2.485	2.062
Rata-Rata/ <i>Average</i>	2.996	2.468	2.033

Lampiran/ *Appendix* 9
Kelompok Penyediaan makanan dan
minuman/restoran
Provision Food and Beverages/Restaurants Division

<https://jateng.go.id>

Lampiran 9.1

Harga Konsumen Perdesaan Kelas Restoran, Kafe, dan Sejenisnya, 2022

Appendix

Rural Consumer Prices Class of Restaurant, Cafe, and Its Kind, 2022

Bulan Month	Gado- gado	Bubur Kacang Hijau	Mie Bakso	Mie Ayam	Teh Manis
	<i>Gado- gado</i>	<i>Green Bean Porridge</i>	<i>Noodle with Meatball</i>	<i>Noodle with Chicken</i>	<i>Prepared Tea</i>
	Rp/Porsi	Rp/Porsi	Rp/Porsi	Rp/Porsi	Rp/Gelas
	Rp/Serving	Rp/Serving	Rp/Serving	Rp/Serving	Rp/Glass
(1)	(3)	(4)	(5)	(6)	(7)
Januari/January	6.926	4.775	7.774	7.842	2.405
Februari/February	6.924	4.792	7.780	7.862	2.440
Maret/March	6.858	4.838	7.814	7.862	2.417
April/April	6.917	4.885	7.832	7.872	2.438
Mei/May	6.917	4.885	8.136	7.882	2.476
Juni/June	6.917	4.899	8.069	7.862	2.494
Juli/July	6.917	4.899	8.069	7.874	2.519
Agustus/August	6.917	4.907	8.069	7.864	2.538
September/September	6.952	4.922	8.069	7.864	2.563
Oktober/October	6.952	4.964	8.081	7.864	2.571
November/November	6.952	4.964	8.115	7.864	2.571
Desember/December	7.024	5.027	8.168	7.864	2.581
Rata-Rata/Average	6.931	4.896	7.998	7.865	2.501

Lampiran/ *Appendix 10*
Perawatan pribadi dan jasa lainnya
Personal Care and Miscellaneous services

<https://jateng.bps.go.id>

Lampiran 10.1

Harga Konsumen Perdesaan Subdivisi Perawatan Pribadi Lainnya, 2022

Appendix

Rural Consumer Prices Subdivisions of Other Personal Care, 2022

Bulan Month	Pasta Gigi/ <i>Tooth Paste</i>	Sabun Mandi/ <i>Bath Soap</i>	Bedak/ <i>Beauty Powder</i>	Tarif Gunting Rambut/ <i>Price of Haircut Fare</i>
	Rp/Tube	Rp/Kemasan	Rp/Bungkus Plastik	Rp/Kepala
	<i>Rp/Tube</i>	<i>Rp/Packaging</i>	<i>Rp/Plastic Wrap</i>	<i>Rp/Head</i>
	(1)	(2)	(3)	(4)
Januari/ <i>January</i>	4.354	2.774	2.975	8.985
Februari/ <i>February</i>	4.354	2.802	2.975	8.985
Maret/ <i>March</i>	4.354	2.830	3.005	9.075
April/ <i>April</i>	4.397	2.858	3.005	9.166
Mei/ <i>May</i>	4.397	2.858	3.005	9.257
Juni/ <i>June</i>	4.441	2.887	3.005	9.350
Juli/ <i>July</i>	4.486	2.887	3.005	9.350
Agustus/ <i>August</i>	4.486	2.916	3.035	9.443
September/ <i>September</i>	4.531	2.945	3.035	9.538
Oktober/ <i>October</i>	4.531	2.945	3.035	9.538
November/ <i>November</i>	4.531	2.945	3.035	9.538
Desember/ <i>December</i>	4.531	2.945	3.035	9.538
Rata-Rata/ <i>Average</i>	4.449	2.883	3.013	9.313

Lanjutan Lampiran
Continued Appendix

10.1

Bulan Month	Lipstik/	Shampo/	Emas Perhiasan/	Korek Api/	Tarif Fotocopy/
	<i>Lipstick</i>	<i>Shampoo</i>	<i>Gold Jewelry</i>	<i>Matches</i>	<i>Photocopy Fare</i>
	Rp/Buah <i>Rp/Piece</i>	Rp/Botol <i>Rp/Bottle</i>	Rp/Gram <i>Rp/Gram</i>	Rp/Kotak <i>Rp/Box</i>	Rp/Lembar <i>Rp/Sheet</i>
(1)	(6)	(7)	(8)	(9)	(10)
Januari/ <i>January</i>	16.847	9.272	497.576	2.271	278
Februari/ <i>February</i>	17.015	9.272	497.576	2.271	278
Maret/ <i>March</i>	17.015	9.272	517.479	2.294	278
April/ <i>April</i>	16.845	9.365	517.479	2.294	278
Mei/ <i>May</i>	16.845	9.365	517.479	2.294	278
Juni/ <i>June</i>	16.845	9.459	517.479	2.271	281
Juli/ <i>July</i>	16.845	9.459	504.907	2.248	284
Agustus/ <i>August</i>	16.845	9.459	509.956	2.248	284
September/ <i>September</i>	17.182	9.553	509.956	2.226	284
Oktober/ <i>October</i>	17.182	9.553	509.956	2.204	284
November/ <i>November</i>	17.182	9.553	509.956	2.204	284
Desember/ <i>December</i>	17.354	9.553	515.055	2.226	281
Rata-Rata/ <i>Average</i>	17.000	9.428	510.405	2.254	281

ST2023
SENSUS PERTANIAN

#BerAKHLAK
Berorientasi Pelayanan Akuntabel Kompeten
Harmonis Loyal Adaptif Kolaboratif

**#bangga
melayani
bangsa**

DATA

MENCERDASKAN BANGSA

— *Enlighten The Nation* —



**BADAN PUSAT STATISTIK
PROVINSI JAWA TENGAH**

Jl. Pahlawan No. 6 Semarang 50241
Telp. 024 - 8412802, 8412804, 8412805 Fax. 024 - 8311195
Homepage: <http://jateng.bps.go.id> E-mail : jateng@bps.go.id